



MIAMI BASKETBALL

THE BASICS

Date/Time: Thursday, Jan. 24, 2019/8 p.m.
Location: Syracuse, N.Y./Carrier Dome (33,000)
Television: Raycom; **Online:** WatchESPN
PxP: Evan Lepler, Color: Cory Alexander
Radio: WQAM 560-AM (PxP: Joe Zagacki)
Satellite Radio: Sirius 135, XM 380, XM Internet 971
Series vs. SU: Miami trails, 18-8
 Road: 3-8 | Home: 4-10 | Neutral: 1-0

2018-19 SCHEDULE/RESULTS

OPPONENT	TV	TIME/SCORE
OCTOBER		
30 BARRY (EXHIBITION)	ACCNE	W, 91-61
NOVEMBER (5-2)		
9 LEHIGH	ACCNE	W, 83-62
13 STEPHEN F. AUSTIN	ESPNU	W, 96-58
17 BETHUNE-COOKMAN	ACCNE	W, 78-70
22 vs. La Salle ¹	ESPNU	W, 85-49
23 vs. Fresno State ¹	ESPN2	W, 78-76
25 vs. Seton Hall ¹	ESPN2	L, 81-83
28 RUTGERS ²	ESPNU	L, 54-57
DECEMBER (3-2)		
1 vs. Yale ³	ESPN3	L, 73-77
4 at Penn	ESPN+	L, 75-89
19 HOUSTON BAPTIST	ACCNE	W, 80-73
22 FLORIDA ATLANTIC	ACCNE	W, 75-55
29 CAMPBELL	RSN	W, 73-62
JANUARY (1-4)		
3 No. 18/19 NC STATE	ESPNU	L, 82-87
6 at Louisville	ESPNU	L, 73-90
9 at No. 13 Florida State	RSN	L, 62-68
12 WAKE FOREST	RSN	W, 76-65
19 No. 13/15 N. CAROLINA	ESPN2	L, 76-85
24 at Syracuse	Raycom	8 p.m.
27 No. 23 FLORIDA STATE	ESPNU	6 p.m.
30 VIRGINIA TECH	ESPN2/U	7 p.m.
FEBRUARY		
2 at Virginia	Raycom	2 p.m.
6 NOTRE DAME	ESPN2/U	7 p.m.
9 at North Carolina	Raycom	Noon
13 CLEMSON	ESPN2/U	7 p.m.
17 at Boston College	ESPNU	6 p.m.
23 GEORGIA TECH	RSN	2 p.m.
26 at Wake Forest	RSN	7 p.m.
MARCH		
2 at Duke	CBS	4 p.m.
5 PITTSBURGH	Raycom	8 p.m.
8 at Virginia Tech	ESPN2	7 p.m.
12-16 ACC Tournament ⁴	ESPN/Raycom	

BOLD CAPS denotes home games at Watsco Center, Coral Gables, Fla.

[##/##] denotes Miami's AP/USA TODAY ranking

* ACC game

¹ Wooden Legacy, Fullerton, Calif.; ² ACC/Big Ten Challenge

³ Hoophall Miami Invitational, American Airlines Arena (Miami, Fla.)

⁴ Spectrum Center, Charlotte, N.C.

All times Eastern and subject to change

ATHLETICS COMMUNICATIONS

Assistant AD for Communications & Content:

Andy Fledderjohann (Men's Basketball Contact)

Email: afledderjohann@miami.edu

Cell Phone: 434-906-0075

Twitter/Instagram/Facebook: @CanesHoops

GAME 18 • JAN. 24, 2019 • 8 P.M. • SYRACUSE, N.Y.



MIAMI HURRICANES (9-8, 1-4 ACC)

Head Coach: Jim Larrañaga (Providence, '71)

Record at UM: 170-87 (8th season), **Career Record:** 640-421 (35th season)

VS



SYRACUSE ORANGE (13-5, 4-1 ACC)

Head Coach: Jim Boeheim (Syracuse, '66)

Record at SU: 939-376 (43rd season), **Career Record:** 939-376 (43rd season)

THINGS TO KNOW

- Miami is the only team among basketball's six power conferences with five players averaging at least 11.6 ppg apiece.
- UM has led in the second half in 16 of its 17 games.
- UM averages 8.8 3-pointers per game (third in ACC).
- Chris Lykes is eighth in the ACC in scoring (18.1) and third in conference play (21.6 ppg).
- Zach Johnson is one of 11 players nationally with 1,500 career points and 350 assists.
- DJ Vasiljevic has hit at least one 3-pointer in 30 straight games – the longest current streak in the ACC.
- Ebuka Izundu is third in the ACC in rebounding (9.4), and fourth in double-doubles (6).
- As a team Miami ranks seventh nationally in fewest fouls per game (14.7).
- Miami, UNC, Virginia and Duke are the lone teams to win 10 or more ACC games each of the last four seasons.
- Junior forward Dewan Hernandez has been withheld from competition thus far as the University and NCAA review his eligibility.

MIAMI-SYRACUSE SERIES

Miami is 8-18 against Syracuse, including 3-4 since the Orange joined the ACC for the 2013-14 season.

Three of the seven games as ACC rivals have been decided by five points or fewer.

Miami is 3-8 all-time at the Carrier Dome. The Canes' last win at Syracuse was a 66-62 triumph on Jan. 24, 2015 – four years to the day of this game.

Syracuse posted a 62-55 win on Feb. 17, 2018, in Coral Gables, in the programs' last matchup.

Jim Larrañaga is 3-5 against Syracuse, including 3-4 during his tenure at Miami.

The teams were rivals in the Big East from 1992-2004, with Syracuse owning a 13-5 series edge in that span.

THE ACC GRIND CONTINUES

Miami's ACC schedule is not for the faint of heart.

Ten of UM's 18 conference games pit the Canes against teams currently ranked in the Top 25 (AP and/or Coaches).

Miami and Wake Forest each play a league-high 10 games against ACC teams that currently are ranked in the top 25.

The Canes' challenging conference schedule includes 11 games against teams that competed in the 2018 NCAA Tournament, including home-and-homes with Florida State, North Carolina and Virginia Tech, all of which are currently ranked in the top 25.

HITTING THE ROAD

Under Jim Larrañaga, Miami is 48-39 in true road games, including 31-33 in ACC play.

Miami's total of 31 road wins in conference play since the 2011-12 season ranks fourth behind Virginia (41), North Carolina (41) and Duke (39).

Miami is 2-5 away from home this season (road and neutral). The Canes were 11-7 (8-4 road/3-3 neutral) away from home last season, while UM was at or above .500 away from home in five of Larrañaga's first seven years at the helm.

THE MAGNIFICENT SEVEN

Miami has primarily played with a rotation of seven to eight players. UM currently has seven scholarship student-athletes available.

Chris Lykes (33.5, 8th), Anthony Lawrence (31.9, 16th), Zach Johnson (31.0, 22nd) and DJ Vasiljevic (30.9, 23rd) rank among the ACC's top 25 in minutes played.

The rotation was shortened to seven when Deng Gak went down with a season-ending injury on Dec. 1.

BALANCE ON OFFENSE

Five Miami players are averaging at least 11.6 points per game apiece.

The Canes are the lone team among basketball's six power conferences with five players averaging 11.8 or more points per game.

The five: Chris Lykes (18.1), Zach Johnson (13.6), Anthony Lawrence (12.4), Ebuka Izundu (11.8) and DJ Vasiljevic (11.6).

The five also are nearly all averaging in double figures in conference play. At 9.6 ppg in league play, Vasiljevic is the lone exception.

PROJECTED STARTING LINEUP

Pos. No.	Name	Yr.	Ht.	Wt.	PPG	RPG	APG	Of Note
G 0	Chris Lykes	So.	5-7	157	18.1	2.6	3.7	Third in scoring in ACC games this season (21.6 ppg)
G 3	Anthony Lawrence II	Sr.	6-7	207	12.4	5.2	2.6	Has played in team-high 58 career ACC games
G 5	Zach Johnson	R-Sr.	6-2	192	13.6	3.4	2.3	1 of 11 active players nationally w/1,500 pts/350 ast
G 13	Anthony Mack	R-Fr.	6-6	214	3.2	1.4	0.9	Started last 4 games; averaging 23.8 mpg in ACC
C 15	Ebuka Izundu	Sr.	6-10	232	11.8	9.4	1.5*	Averaging 11.0 ppg, 9.8 rpg in ACC play

RESERVES

G 1	Dejan (DJ) Vasiljevic	Jr.	6-3	184	11.6	4.4	1.5	Second in ACC in 3-pointers per game (2.94/game)
G 2	Willie Herenton	So.	6-1	178	0.8	0.0	0.0	Walk-on; has played in first half in each of last 2 gms
G 10	Dominic Proctor	So.	6-6	180	0.0	0.0	0.0	Joined team as walk-on for 2018-19 season
F 20	Dewan Hernandez	Jr.	6-11	235	-	-	-	Team's top returning scorer, rebounder from '17-18
F 21	Sam Waardenburg	R-So.	6-10	216	5.1	3.6	1.1	Career-high nine rebounds against Wake Forest

*Blocks per game

BROADCAST BULLET POINTS



0 CHRIS LYKES

So. • 5-7 • 157 • Guard
Mitchellville, Md. • Gonzaga College HS

- 2018-19: 18.1 ppg, 2.6 rpg, 3.7 apg, 1.5 spg**
- Eighth in ACC in scoring, third in ACC play (21.6 ppg)
 - Has second-highest scoring increase in ACC this season (+8.5)
 - Averaged team-high 12.8 points per game in the 2017-18 season's final 12 games following Bruce Brown Jr.'s foot injury
 - Averaged 11.9 ppg in ACC play last year (second on team)
 - Had offseason surgery on right shoulder



1 DJ VASILJEVIC

Jr. • 6-3 • 184 • Guard
Melbourne, Australia • Australian Institute of Sport

- 2018-19: 11.6 ppg, 4.4 rpg**
- Second in ACC in 3FG (2.82/game), sixth in 3FG% (44.0%)
 - Led ACC in 3-point shooting last season (41.1%)
 - Named to All-ACC Academic Team last season
 - Named top Australian junior in college basketball by FOX Sports Australia
 - Lost 20 lbs during offseason; also had offseason foot surgery



2 WILLIE HERENTON

So. • 6-1 • 178 • Guard
Lincolnshire, Ill. • Stevenson HS

- 2018-19: 0.8 ppg, 0.0 rpg**
- Walk-on for 2018-19 season; finished as one of top scorers in Stevenson HS history despite playing one year as full-time starter
 - Home schooled until high school
 - Brother Rodney is junior on Stanford basketball team
 - Parents, Rodney and Andrea, both attended Harvard



3 ANTHONY LAWRENCE II

Sr. • 6-7 • 207 • Guard
St. Petersburg, Fla. • Lakewood Senior HS

- 2018-19: 12.4 ppg, 5.2 rpg, 2.6 apg, 1.4 spg**
- Has played in 115 career games (team-high 58 ACC games)
 - Averaged 8.8 points, 6.5 rebounds and 2.3 assists per game last season (all career highs)
 - Was point guard in high school
 - Father, Anthony Sr., played at Miami from 1991-94



5 ZACH JOHNSON

R-Sr. • 6-2 • 192 • Guard
Miami, Fla. • Florida Gulf Coast • Norland HS


- 2018-19: 13.6 ppg, 3.4 rpg, 2.3 apg**
- Graduate transfer from Florida Gulf Coast
 - 1 of 11 active players nationally w/1,500 pts and 350 assists
 - Has scored 1,558 points and played in 119 career games (both team highs); FGCU's fourth all-time leading scorer
 - First-Team All-A-Sun pick last season (16.1 ppg, 3.3 rpg, 3.0 apg)
 - Earned bachelor's degree in legal studies from FGCU



10 DOMINIC PROCTOR

So. • 6-6 • 180 • Guard
Las Vegas, Nev. • Bishop Gorman HS

- 2018-19: 0.0 ppg, 0.0 rpg**
- Walked on for 2018-19 season
 - Was 14th-ranked player in Nevada in 2017 per 24/7 Sports
 - Father (Michael) played basketball at Cornell



13 ANTHONY MACK

R-Fr. • 6-6 • 214 • Guard
Las Vegas, Nev. • Wyoming • Blair Academy (N.J.)

- 2018-19: 3.2 ppg, 1.4 rpg**
- Averaging 21.4 mins and 4.5 ppg in last eight games (total of five points in 33 minutes in team's first nine games)
 - Transfer from University of Wyoming; granted waiver for immediate eligibility for this season; sharp-shooter from 3-point range
 - High school teammates with Deng Gak at Blair Academy (N.J.)



14 RODNEY MILLER JR.

Jr. • 7-0 • 255 • Center
Laurelton, N.Y. • Oak Hill Academy


- 2018-19: has not played**
- Redshirting 2018-19 season
 - Lost 25 pounds during the offseason
 - Has played in 30 career games



15 EBUKA IZUNDU

Sr. • 6-10 • 232 • Center
Nigeria/Charlotte, N.C. • Victory Christian Center

- 2018-19: 11.8 ppg, 9.4 rpg, 1.6 bpg**
- Third in ACC in rebounds and fourth in double-doubles (6)
 - Nearly averaging double-double in ACC play (11.0 ppg/9.8 rpg)
 - Last season: 5.0 ppg and 3.8 rpg per game; shot 69.2%
 - Named to ACC Academic Honor Roll for first time last year
 - Moved to U.S in 2013 at age 17; grew up playing soccer, then started playing basketball in 2011



20 DEWAN HERNANDEZ

Jr. • 6-11 • 235 • Forward
Miami, Fla. • Norland HS

- 2018-19: has not played**
- Legally changed last name from Huell to Hernandez in October to honor his mother, Christina
 - Named to 2019 Kareem Abdul-Jabbar Award Watch List
 - Averaged 11.4 ppg and 6.6 rpg last season and was only Miami player to start all 32 games
 - 2016 McDonald's HS All-American; entered name in NBA Draft process last season but withdrew prior to deadline



21 SAM WAARDENBURG

R-So. • 6-10 • 216 • Forward
Auckland, New Zealand • Rangitoto College

- 2018-19: 5.1 ppg, 3.6 rpg**
- Started 10 games; averaging 24.1 minutes per game
 - Played in 21 games off bench, including each of last 15 contests, last season (averaged 3.3 ppg and 2.8 rpg)
 - Averaged 16.7 minutes per game in conference play
 - Shot 43.8 percent (14-32) from 3-point range last year



22 DENG GAK

R-Fr. • 6-10 • 211 • Forward
Sydney, Australia • Blair Academy (N.J.)

- 2018-19: 2.5 ppg, 4.1 rpg, 1.1 bpg (8 games)**
- Out for season (left knee injury suffered Dec. 1 vs. Yale)
 - Redshirted 2017-18 season and has put on about 20 pounds since he arrived at UM
 - Brother, Gorjok, is junior center at Florida



23 KAMERON MCGUSTY

Jr. • 6-5 • 192 • Guard
Katy, Texas • Oklahoma • Sunrise Christian Academy (Kansas)

- 2018-19: Redshirt Season**
- Sitting out 2018-19 season per NCAA transfer regulations
 - 9.4 ppg, 2.0 rpg in 63 career games (25 starts) at Oklahoma
 - Was Big 12 All-Freshman Team selection in 2017
 - Father, Kerol, played college basketball at Stephen F. Austin

MEDIA INFORMATION

COVERING THE CANES

All interview requests for student-athletes, coaches or staff must be approved by Andy Fledderjohann in the UM Communications office. Please provide at least one day to coordinate interviews.

Any misuse of credentials will result in removal from the Watsco Center and the permanent voiding of the credential.

The Miami locker room is closed at all times. For home games, head coach Jim Larrañaga and at least one UM player will report to the media room for interviews following the opposing team's press conference.

PRESS CREDENTIALS

Media members interested in obtaining season or game credentials should apply online at www.sportssystem.com/miami/basketball.

Credential requests should be submitted no later than seven days prior to the game. Credentials that cannot be mailed will be held for pickup at the will call window at Watsco Center. You must have a press pass to be admitted to the media area and the press room.

PHOTO CREDENTIALS

All photographers and camera operators must wear a visible credential issued by the Miami Athletics Communications Department. Photographers work from the baselines at both ends of the court at Watsco Center. Live television is given top priority for courtside space.

ACC TELECONFERENCE SCHEDULE

The ACC Men's Basketball Weekly Teleconference continues each Monday through March 4. Each coach will have 10 minutes to make an opening statement and answer questions.

Please contact Andy Fledderjohann for the call-in information.

There will be a replay of each teleconference on TheACC.com each Monday afternoon.

Coaches whose teams play on Monday evening will not participate in that day's teleconference.

Jim Larrañaga's schedule for the remaining teleconferences, as well as the opposing coaches for the Miami games that week:

Date	Larrañaga Time	Opposing Coach
1/28	12:30 p.m.	B. Williams 12:20 p.m. Bennett 11 a.m.
2/4	11 a.m.	Brey 12:20 p.m. R. Williams Noon
2/11	11 a.m.	Brownell 10:40 a.m. Christian 10:30 a.m.
2/18	11 a.m.	Pastner 10:50 a.m.
2/25	11 a.m.	Manning 11:20 a.m. Krzyszewski 12:10 p.m.
3/4	11 a.m.	Capel 11:30 a.m. B. Williams 12:30 p.m.

CANES PARTICIPATING IN SUITS AND SNEAKERS WEEK

Miami will participate twice this week in Suits and Sneakers Week, a Coaches vs. Cancer initiative that is taking place January 21-27 to support the American Cancer Society and the fight against cancer.

UM's coaches will be wearing sneakers for the Canes' games against Syracuse on Thursday and Florida State on Sunday.

CLOSE, BUT NOT QUITE

Despite its eight losses, Miami has been in every game this season.

UM has held a lead in the second half in 16 of 17 games, including all five ACC games. The Penn game is the lone exception this season.

In the Penn game, UM closed to within four points with just over three minutes left in the game.

LAST TIME OUT: UNC 85, MIAMI 76

Miami fell to No. 13 North Carolina, 85-76, Saturday afternoon at the Watsco Center. Chris Lykes posted a team-high 20 points and six assists.

Anthony Lawrence II (18), Zach Johnson (17) and Ebuka Izundu (13) also scored in double figures. Cameron Johnson led five Tar Heels in double figures with 22 points.

Overall, Miami shot 25-of-53 (48.1 percent) and 9-of-21 (42.9 percent) from beyond the arc, while the Tar Heels shot 55 percent from the field and 9-of-20 from long range. UNC pounded the boards, out-rebounding UM, 38-23.

After the teams played to a 37-37 tie after one half of play, Miami took its final lead, 49-48, with 15:49 remaining on a Johnson jumper. UNC then went on a 9-0 spurt and did not trail again. UM pulled within 63-62 with 6:59 remaining in the contest, but UNC again answered with a 12-5 run to grab control.

LYKES PACES OFFENSE

Chris Lykes is averaging 18.1 ppg and ranks eighth in the ACC in scoring. He is averaging 21.8 ppg in conference games, which is third among all ACC players.

As part of his 25-point day against Wake Forest, Lykes went 14-for-14 at the free-throw line, the second best performance at the line in school history. Jack McClinton went 16-for-16 against NC State on March 7, 2009.

Lykes scored a career-high 28 points in the ACC opener against NC State.

He owns seven 20-point games this season, which is seventh most among ACC players, and has upped his scoring average by 8.5 ppg from his freshman season, marking the second largest increase among ACC players (Jordan Nwora, +12.8).

IZUNDU: THE DOUBLE-DOUBLE MACHINE

Ebuka Izundu has stepped into a starting role this season and averaged 11.8 ppg and a team-high 9.4 rebounds per game (5.0 ppg, 3.8 rpg last season).

Izundu has produced six double-doubles and nearly is averaging a double-double in ACC play (11.0 ppg, 9.8 rpg).

He leads the ACC in offensive rebounds (3.71/game), ranks third overall in rebounds (9.4), fourth in double-doubles and eighth in blocks (1.59/game).

With 22 points and 19 rebounds against SFA, he fell one rebound shy of the first 20-rebound performance by a UM player since Reggie Johnson's 20-rebound effort against FAU on March 16, 2011.

CAREER STATISTICS VS. SYRACUSE

	GP-S	PPG	RPG	APG	BPG	SPG
Hernandez	2-2	6.5	6.5	0.5	1.0	0.5
Izundu	3-0	0.7	1.7	0.0	1.0	0.5
Lawrence	4-2	2.0	2.0	2.5	0.0	0.8
Lykes	1-1	14.0	0.0	4.0	0.0	0.0
Vasiljevic	3-1	12.3	1.3	0.7	0.0	1.0
Waardenburg	1-0	2.0	4.0	0.0	1.0	0.0

2018: SYRACUSE TOPS MIAMI, 62-55

Chris Lykes scored a team-high 14 points, but it was not enough as Miami dropped a 62-55 decision to Syracuse on Feb. 17, 2018, at the Watsco Center in Coral Gables in the programs' last matchup.

Lonnie Walker IV also finished in double figures for Miami with 12 points. UM was 20-for-59 (33.9 percent) from the field, including 7-for-31 (22.6 percent) from 3-point range. SU shot 48.1 percent from the field and out-rebounded Miami, 37-29.

Syracuse came out of the locker room firing on all cylinders, as it opened the second half by going on a 15-3 run to open up a 40-28 lead with 14:06 to go.

Miami fired right back and matched the run to tie the game at 43 apiece with 9:34 remaining.

Syracuse reclaimed the lead thanks to a 9-2 run to open up a seven-point lead with 5:26 to go. Miami cut SU's lead to three on three separate occasions down the stretch, but was not able to reclaim the lead.

JOHNSON IN ELITE 1,500/350 CLUB

Zach Johnson is one of 11 active players nationally to score 1,500 career points and rack up 350 career assists.

Johnson has scored 1,575 career points (1,344 at Florida Gulf Coast, 231 at UM) and owns 360 career assists (321 at FGCU, 39 at UM).

Johnson ranks 36th nationally in career scoring and 48th in assists among active Division I players.

He is averaging 13.6 ppg this season.

VASILJEVIC AMONG ACC 3-PT LEADERS

DJ Vasiljevic is 48-for-109 (44.0%) from 3-point range and averaging 11.6 ppg.

He is second in the ACC in 3-pointers made and 3-pointers per game (2.82) and sixth in 3-point field goal percentage.

Vasiljevic led the ACC in 3-point field goal percentage last season (41.1%), becoming the fifth Hurricane to top the conference in 3-point shooting (first since Malcolm Grant in 2011).

VASILJEVIC 3-POINT STREAK AT 30

DJ Vasiljevic has connected on at least one 3-pointer in 30 consecutive games, the longest current streak in ACC. The second longest belongs to UVA's Kyle Guy (17).

It is tied for the fourth-longest streak in Miami history and the 26th longest in ACC history.

The program record is 35 straight games, set by Malcolm Grant (2011-12) and McClinton (2008-09). The ACC record is 69 straight, set by Georgia Tech's Dennis Scott during the 1988-90 seasons.

If Vasiljevic hits at least one 3-pointer against Syracuse, he would move in a tie for the 24th-longest streak in ACC history with Notre Dame's Matt Farrell (2017-18) and Duke's Shane Battier (2001).

QUICK FACTS

Location	Coral Gables, Fla.
Enrollment	17,348
Founded	1925
Nickname	Hurricanes
Colors	Orange (PMS 1665), Green (3435) and White
President	Dr. Julio Frenk
Director of Athletics	Blake James
Conference	Atlantic Coast (joined 2004)
Arena/Capacity	Watsco Center/7,972
Press Row	305-284-2111

COACHING STAFF

Head Coach	Jim Larrañaga (Providence, '71)
Record at Miami	170-87 (8th season)
Career Record	640-421 (35th season)
Assoc. Head Coach ..	Chris Caputo (Westfield [Mass.] St, '02)
Assistant Coach	Alvin "Pooh" Williamson (Tulsa, '95)
Assistant Coach	Adam Fisher (Penn State, '06, '09)
Dir of BB Ops	Lamont Franklin (UNC Wilmington, '97)
Associate Director of Ops	Jeff Dyer (Delaware, '14)
Strength & Conditioning Coach ..	Casey Cathrall (Ithaca, '12)
Assistant Athletic Trainer	Javier Jimenez (Temple, '06)

PROGRAM HISTORY

First Year of Basketball	1926
All-Time Record	1,041-757 (.579)
Under Jim Larrañaga	170-87 (.662; 8 years)
All-Time ACC Record	119-122 (.494)
Under Jim Larrañaga	76-53 (.589)
ACC Regular-Season Championships	1 (2013)
ACC Tournament Championships	1 (2013)
NCAA Tournament Appearances	10
1960, '98, '99, 2000, '02, '08, '13, '16, '17, '18	
All-Time Record in NCAA Tournament	8-10
Last NCAA Postseason Finish	2018 First Round
NIT Appearances	12
1961, '63, '64, '95, '97, 2001, '05, '06, '09, '11, '12, '15	
All-Time Record in NIT	11-12
Last NIT Finish	2015 Runner-Up

CANES IN PRO BASKETBALL/FOOTBALL

Years at Miami in parentheses

NBA	
Bruce Brown Jr. (2016-18)	Detroit Pistons
Lonnie Walker IV (2017-18)	San Antonio Spurs
NFL	
Jimmy Graham (2005-09)	Green Bay Packers
Erik Swoope (2010-14)	New Orleans Saints
G-League	
Kamari Murphy (2015-17)	Long Island Nets
Davon Reed (2013-17)	Fort Wayne Mad Ants
Angel Rodriguez (2014-16)	Rio Grande Valley Vipers
Durand Scott (2009-13)	Long Island Nets
International	
Rion Brown (2010-14)	Promitheas (Greece)
Ivan Cruz Uceda (2014-16)	Bilbao Basket (Spain)
Guillermo Diaz (2003-06)	San Lorenzo de Almagro
.....	(Argentina)
Julian Gamble (2008-13)	Nanterre 92 (France)
Malcolm Grant (2009-12)	KK Morнар Bar (Montenegro)
Tonye Jekiri (2012-16)	Gaziantep Basketbol (Turkey)
Reggie Johnson (2009-13)	Rain or Shine Elasto Painters
.....	(Philippine Basketball League)
DeQuan Jones (2008-12)	Hapoel Holon
.....	(Israeli Premier League)
Kenny Kadji (2011-13)	Tofaş (Turkey)
Shane Larkin (2011-13)	Anadolu Efes (Turkey)
Trey McKinney Jones (2011-13)	Chiba Jets Funabashi
.....	(Japanese B.League)
JaQuan Newton (2015-18)	Miasto Szklа Krosno (Poland)

MACK PROVIDING VALUABLE MINUTES

Anthony Mack has given Miami valuable minutes off the bench in the last eight games, averaging 21.4 minutes and 4.5 points per game in that span.

In five ACC contests, he has averaged 23.8 minutes per game.

He scored a career-high nine points against Wake Forest, including a pair of 3-pointers.

He scored five total points in 33 minutes while playing in five of UM's first nine games.

NOTING THE NORTH CAROLINA GAME

• Miami is 7-3 at home this season and has won 45 of its last 53 games at the Watsco Center.

• The Canes shot 57.7 percent (15-26) in the second half, their best performance in one half in ACC play this season.

• UNC shot 55 percent from the field, the second-best performance against UM this season.

• Miami dropped to 114-21 under Jim Larrañaga when scoring 70 or more points.

• Anthony Lawrence II scored 11 of Miami's first 13 points and finished with 18 points.

• Chris Lykes scored 20 points and has hit for at least 20 points in each of his ACC games at home this season.

He is averaging 24.3 ppg and 54.7 percent shooting from the field in ACC home games this season

• Lykes is averaging 21.6 ppg and shooting 51.5 percent from the field in five conference games this season.

• Lykes recorded six assists, which is one off his career high.

OFFENSE CONTINUES TO HIT 70 POINTS

Miami has eclipsed the 70-point plateau in 15 of 17 games this season. The Canes are 9-6 when breaking the 70-point mark this year.

The Canes are 114-21 when scoring 70 or more points under Larrañaga and 48-4 when breaking the 80-point barrier.

THE WATSCO ADVANTAGE

Miami has defended its home turf well in recent years, winning 45 of its last 54 games at the Watsco Center. The Canes are 95-29 (.766) at home under Jim Larrañaga.

Miami had its 19-game home non-conference win streak snapped on Nov. 28 in a 57-54 defeat to Rutgers. The streak dated to a 78-77 loss to Northeastern on Nov. 27, 2015.

In its 17th year at the Watsco Center (formerly BankUnited Center), Miami is 188-73 (.720) on its home court.

In eight years under Larrañaga, Miami is 45-20 in ACC action at home and 50-8 in non-conference play.

Miami at Watsco Center Under Jim Larrañaga

Year	Overall	N-C	ACC
2011-12	14-4	8-2	6-2
2012-13	14-1	6-0	8-1
2013-14	8-8	5-2	3-6
2014-15	12-6	7-2	5-4
2015-16	15-1	6-1	9-0
2016-17	14-2	7-0	7-2
2017-18	11-3	5-0	6-3
2018-19	7-3	6-1	1-2
Totals	95-28	50-8	45-20

CANES SIGN TWO TO 2019-20 NLI

Miami announced Nov. 14 the signing of Anthony Walker and Isaiah Wong to National Letters of Intent for the 2019-20 school year.

Walker and Wong are four-star recruits and rated among the top 100 players nationally in the Rivals recruiting rankings. Walker is a 6-foot-9, 210-pound power forward from Nottingham, Md. Wong is a 6-foot-3, 170-pound guard from Trenton, N.J.

Isaiah Wong (6-3, 170, Guard, Trenton, N.J.)

- Athletic combo guard is consensus 4-star recruit
- Ranked No. 71 nationally, No. 10 guard by Rivals
- Also ranked No. 78 nationally, No. 16 guard and No. 3 recruit in New Jersey on ESPN100 list
- 22.2 ppg, 6.9 rpg, 3.3 apg last year for Monsignor Bonner/Archbishop Prendergast Catholic HS
- Played for AAU team WE-R1 last year; averaged 19.3 ppg and shot 45 percent from 3-point range
- Picked Miami over Villanova, UConn, Clemson and Pittsburgh

Anthony Walker (6-9, 210, F, Nottingham, Md.)

- Rated as 4-star recruit by Rivals; listed No. 76 nationally by Rivals and No. 17 power forward
- Helped Perry Hall (Baltimore, Md.) to back-to-back state championships, including its first-ever state championship in 2016-17
- Averaged 18.0 ppg and 7.0 rpg for Perry Hall
- Transferred to Brewster Academy for senior year
- Plays for Baltimore's Team BBC AAU program
- Picked Miami over Pitt, Illinois and Boston College

CANES LOOK TO BUILD ON ACC SUCCESS

Miami scored 10 or more league victories in five of Jim Larrañaga's first seven years, including the last four seasons.

The Canes join Virginia, Duke and UNC as the lone teams to win 10 or more ACC games each of the last four years.

Prior to Larrañaga's arrival, Miami never had won 10 ACC games in a season.

Miami finished with 11 ACC wins last season, its third-most conference wins since joining the league in 2004-05.

GAK OUT FOR SEASON

Redshirt freshman forward Deng Gak will miss the remainder of the season after suffering a left-knee injury on Dec. 1 against Yale.

He had surgery Dec. 18 to repair the injured knee.

He averaged 2.5 ppg and 4.1 rpg in eight games. He made his first career start against Yale and played a season-high 19 minutes in that contest.

MILLER JR. TO REDSHIRT

Junior center Rodney Miller Jr. will redshirt the 2018-19 season.

Miller lost 25 pounds during the offseason.

He averaged 1.1 points in 3.6 minutes per game in 30 games during his first two seasons.

IN THE POLLS (JAN. 21)

ASSOCIATED PRESS		USA TODAY COACHES	
Rk	Team	Rk	Team
1	Tennessee (48)	1	Tennessee (30)
2	Duke (11)	2	Duke (2)
3	Virginia (3)	3	Virginia
4	Gonzaga	4	Gonzaga
5	Michigan	5	Michigan State
6	Michigan State (2)	6	Michigan
7	Nevada	7	Nevada
8	Kentucky	8	Virginia Tech
9	Kansas	9	Kentucky
10	Virginia Tech	10	Kansas
11	North Carolina	11	Marquette
12	Marquette	12	North Carolina
13	Maryland	13	Texas Tech
14	Texas Tech	14	Buffalo
14	Buffalo	15	Auburn
16	Auburn	16	Maryland
17	Houston	17	Houston
18	Villanova	18	Villanova
19	Iowa	19	NC State
20	Ole Miss	20	Mississippi
21	NC State	21	Iowa
22	Mississippi State	22	Mississippi State
23	Louisville	23	Florida State
24	Iowa State	24	Louisville
25	LSU	25	Iowa State

2018-19 Miami opponents listed in *italics*

MIAMI IN THE POLLS

Date	AP	USA Today	NET	KenPom
Pre	RV (10)	RV (2)	-	21
Nov. 12	RV (16)	n/a	-	20
Nov. 19	RV (18)	RV (22)	-	22
Nov. 26	RV (10)	RV (30)	63	22
Dec. 3	NR	NR	84	35
Dec. 10	NR	NR	107	45
Dec. 17	NR	NR	103	46
Dec. 24	NR	NR	80	48
Dec. 31	NR	NR	92	56
Jan. 7	NR	NR	93	67
Jan. 14	NR	NR	90	68
Jan. 21	NR	NR	96	71

*NOTE: Votes in parentheses

CANES LOOK TO TOP ACC EXPECTATIONS ONCE AGAIN

Miami was picked 10th in the Operation Basketball 2018-19 Preseason Poll, released Oct. 25 following a vote of the league's media.

In each of Jim Larrañaga's first seven seasons, Miami finished the year in a standing that exceeded its preseason ACC ranking.

Miami's preseason ACC rankings, followed by their finishes, under Larrañaga:

2018-19: 10th	2017-18: 4th – t-3rd
2016-17: 9th – t-7th	2015-16: 5th – t-2nd
2014-15: 10th – t-6th	2013-14: 12th – 10th
2012-13: 5th – 1st	2011-12: 5th – t-4th

CANES START SEASON AGAINST LEAGUE FAVORITES

Miami opened its season with three straight games against teams that were picked to win their respective conferences.

Lehigh was chosen as the preseason favorites in the Patriot League. Stephen F. Austin was picked to repeat as the Southland Conference champion, while

Bethune-Cookman was selected as the preseason MEAC favorite.

WHO'S GONE

Miami lost three players from its 2017-18 squad, each of whom started at least 18 games: Lonnie Walker IV, Bruce Brown Jr. and Ja'Quan Newton.

Walker was an Honorable Mention All-ACC pick and ACC All-Freshman Team honoree last year. He was selected 18th overall in the NBA Draft by the San Antonio Spurs.

Brown started 19 games before missing the remainder of the season with a foot injury. He was picked 42nd overall in the NBA Draft by Detroit.

Newton played in 127 career games (seventh in program history) and finished with 1,134 career points.

PROGRAM EARNS PERFECT GSR

The Miami men's basketball program earned its first perfect GSR rating, coming in 19 percent above the NCAA average of 81 percent.

The GSR measures graduation rates at Division I institutions and includes students transferring into the institutions. The most recent Division I Graduation Success Rates are based on the four entering classes from 2008-09 to 2011-12

HIGH SCHOOL TEAMMATES REUNITE

With the transfers of Zach Johnson and Anthony Mack, Miami now has two pairs of high school teammates on its roster this season.

Johnson reunites with Dewan Hernandez, with whom he played two seasons and won two state championships at Norland High School.

Mack is back together with Deng Gak, with whom he played two seasons at Blair Academy in New Jersey.

HUELL BECOMES HERNANDEZ

The name is unfamiliar, but Dewan Hernandez remains a familiar face for the Canes. Formerly Dewan Huell, Hernandez legally changed his last name in the offseason.

The switch was made to honor his mother, Christina Hernandez, and was officially finalized in mid-October.

TEAM CAPTAINS

Miami has six team co-captains this season: Dewan Hernandez, Ebuka Izundu, Zach Johnson, Anthony Lawrence II, Chris Lykes and DJ Vasiljevic.

Hernandez, Lawrence and Vasiljevic are team captains for the second straight season.

SELLING OUT THE WATSCO CENTER

Miami sold out its season ticket allotment for all home games at the Watsco Center for each of the last three seasons.

Fans bought over 5,500 season tickets for each of the last three years, more than doubling the total number of season tickets sold in Jim Larrañaga's first season in Coral Gables.

Season Tickets Per Year (Under Larrañaga)

2017-18: 5,986	2016-17: 5,965	2015-16: 5,500
2014-15: 3,427	2013-14: 3,674	2012-13: 2,372
2011-12: 2,251		

MIAMI'S RECORD WHEN ...

Record	2018-19		Larranaga	
	All	ACC	At UM	ACC
All games	9-8	1-4	170-87	76-53
Home	7-3	1-2	95-28	45-20
Away	0-3	0-2	48-39	31-33
Neutral	2-2	-	28-20	-
November	5-2	-	40-11	-
December	3-2	-	36-12	2-1
January	1-4	1-4	31-26	29-26
February	0-0	0-0	38-21	38-21
March	0-0	0-0	25-16	8-5
April	0-0	-	0-1	0-0
vs. Top-10 opponents	0-0	0-0	8-15	7-12
vs. Top-25 (includes Top-10)	0-3	0-3	19-38	13-28
vs. RV opponents (either poll)	0-1	0-1	14-7	7-3
vs. Teams over .500 on game day	4-7	0-4	107-78	56-47
vs. Teams under .500 on game day	2-0	0-0	38-7	15-6
vs. Teams at .500 on game day	3-1	1-0	21-2	5-0
While UM in Top 25	0-0	0-0	58-25	19-17
While UM is RV (only)	5-3	0-0	50-18	20-9
Leading at halftime	6-3	0-2	127-20	53-16
Trailing at halftime	3-3	1-1	34-59	19-32
Tied at halftime	0-2	0-1	9-8	3-5
In overtime games	0-0	0-0	8-8	5-4
Single overtime	0-0	0-0	5-6	3-2
Double overtime	0-0	0-0	3-1	2-1
Leading w/2:00 left in regulation	9-0	0-0	156-10	68-5
Trailing w/2:00 left in regulation	0-7	0-4	11-73	6-47
Tied w/2:00 left in regulation	0-1	0-0	3-2	1-1
UM shoots 50% or better from field	5-1	0-0	71-8	24-3
UM shoots 40-49% from field	3-5	1-3	80-30	43-24
UM shoots under 40% from field	1-2	0-1	20-49	9-26
Opp. shoots 50% or better from field	0-4	0-1	14-31	9-18
Opp. shoots 40-49% from field	3-4	0-3	72-38	37-23
Opp. shoots under 40% from field	6-0	1-0	86-17	31-11
UM shoots 70% or better from line	6-5	1-3	104-44	47-27
UM shoots less than 70% from line	3-3	0-1	66-42	38-24
UM makes more 3-point FGs	6-3	1-0	93-35	42-26
UM makes fewer 3-point FGs	1-4	0-3	48-37	24-22
3-point FGs are even	2-1	0-1	20-8	10-5
4+ Canes in double figures	7-5	0-2	88-22	35-14
3 Canes in double figures	2-3	1-2	62-31	33-15
2 or fewer Canes in double figures	0-0	0-0	20-34	8-24
Outrebounding opponent	5-1	0-0	110-28	42-18
Opp. outrebounds UM	3-6	1-3	52-57	31-33
Tied in rebounds	1-0	0-0	7-1	3-1
UM records 10 or more steals	2-0	0-0	23-6	7-3
UM records 15 or more assists	4-0	1-0	57-5	25-4
UM commits fewer than 15 turnovers	6-7	0-4	143-69	64-45
UM commits 15 or more turnovers	3-1	1-0	25-11	10-8
UM commits fewer turnovers than opp.	7-4	0-2	95-33	42-19
UM commits more turnovers than opp.	2-3	1-2	57-37	25-24
Tied in turnovers	0-1	0-0	15-16	9-10
UM scores 59 points or fewer	0-1	0-0	13-39	7-24
UM scores 60-69 points	0-1	0-1	42-27	23-13
UM scores 70-79 points	5-4	1-1	67-17	29-13
UM scores 80-89 points	3-2	0-1	34-3	12-2
UM scores 90-99 points	1-0	0-0	13-1	4-1
UM scores 100 or more points	0-0	0-0	1-0	0-0
Playing during morning	2-0	0-0	3-1	-
Playing during afternoon	4-1	1-1	56-30	32-22
Playing in evening (5 p.m. or later)	3-7	0-3	109-55	44-31
Games decided by 3 points or fewer	1-2	0-0	23-17	14-10
Games decided by 4-10 points	2-4	0-3	52-37	28-28
Games decided by 11-19 points	2-2	1-1	55-24	23-10
Games decided by 20+ points	4-0	0-0	40-8	11-4

COACHING COORDINATORS

Miami's assistant coaching staff is set up in a coordinator system. Adam Fisher serves as the team's offensive coordinator, while Chris Caputo handles the defense. Pooh Williamson manages the scout for every opponent.

PROCTOR JOINS ROSTER AS WALK-ON

Dominic Proctor joined the roster as a walk-on just prior to the start of the regular season.

A 6-foot-6 guard, Proctor played at Bishop Gorman High School in Las Vegas, where he won a pair of state championships.

He was the the 14th-ranked player in Nevada in 2017 according to 24/7 Sports and the 103rd-ranked shooting guard in the nation per 24/7.

ANOTHER 20-WIN CAMPAIGN UNDER LARRAÑAGA

Miami recorded 22 wins last season, its sixth 20-win campaign in seven years under Jim Larrañaga, and tied for the 10th most wins in a season in school history.

He is the first coach in program history to post six 20-win seasons. Bruce Hale (1954-67) recorded five 20-win campaigns from 1954-67.

DRAFT SUCCESS

For just the third time in program history, Miami had two student-athletes selected in the NBA Draft last season. The others were 1968 and 1970.

Lonnie Walker IV was chosen 18th overall by the San Antonio Spurs.

Bruce Brown Jr. was picked in the second round by Detroit with the 42nd overall pick.

Brown made his NBA debut on Opening Night with a start against Brooklyn. Walker has yet to play because of injury.

10 COMMITMENTS OF MIAMI BASKETBALL

- We will set our defense every time.
- We will pressure the man with the ball.
- We will pack the lane to prevent penetration.
- We will contest all shots, hands high. Without fouling.
- We will block out, rebound and run.
- We will run for layups and open threes.
- We will share the ball.
- We will penetrate the defense.
- We will create good shots both inside and outside.
- We will attack the offensive boards.

LARRAÑAGA 11TH IN WINS AMONG ACTIVE D-I NCAA COACHES

Entering the season, Jim Larrañaga ranked 11th in career wins among active Division I coaches with 631. Of those 11, four are in the Naismith Memorial Basketball Hall of Fame, including three from the Atlantic Coast Conference.

Now in his 35th season as a head coach, Larrañaga ranks 44th in all-time NCAA victories among Division I head coaches.

In his career, Larrañaga won 27 games at American International, 170 at Bowling Green and 273 at George Mason, and he now has 169 at Miami. He is one of 15 coaches all-time with 100 or more wins at three D-I schools, four of whom are actively coaching.

WINNINGEST ACTIVE COACHES*

(minimum five years as Division I head coach)

Rank	Coach	Wins
1.	Mike Krzyzewski, Duke	1,100
2.	Jim Boeheim, Syracuse.....	926
3.	Bob Huggins, West Virginia.....	845
4.	Roy Williams, North Carolina	842
5.	Rick Byrd, Belmont.....	778
6.	Cliff Ellis, Coastal Carolina	749
7.	John Beilein, Michigan	724
8.	John Calipari, Kentucky.....	678
9.	Rick Barnes, Tennessee.....	661
10.	Bill Self, Kansas	654
11.	Jim Larrañaga, Miami.....	631


**as of start of 2018-19 season*

LARRAÑAGA AND CAPUTO IN 17TH YEAR TOGETHER

Head coach Jim Larrañaga and associate head coach Chris Caputo are in their 17th season together, dating back to their time at George Mason.

Caputo started on Larranaga's staff as the video coordinator for the 2002-03 season, and along the way, the native of Elmhurst, N.Y., was an assistant coach and is now the associate head coach for the Hurricanes. Caputo helped the 2006 GMU team to the NCAA Final Four and has made five total NCAA Tournament appearances with Larrañaga.

Both Caputo and Larrañaga attended Archbishop Molloy (N.Y.) High School and played for legendary head coach Jack Curran.



VOTE LARRAÑAGA

This NCAA basketball season, @INFINITIUSA is giving \$1M to @CoachesVsCancer. Fans can show their support in the fight against cancer by voting for University of Miami head coach Jim Larrañaga at InfinitiTimeout.com.

Fans also can show support by posting of photo of themselves taking a timeout and include #CoachJimLarranaga on Instagram or Twitter.

The program lasts until March 11.

TEAM HIGHS/LOWS

MIAMI - TEAM GAME HIGHS

POINTS	96	STEPHEN F. AUSTIN (11/13/18)
FG MADE	37	STEPHEN F. AUSTIN (11/13/18)
FIELD GOAL ATT.	69	STEPHEN F. AUSTIN (11/13/18)
FIELD GOAL PCT.	.545 (24-44)	CAMPBELL (12/29/18)
	.545 (30-55)	vs Seton Hall (11/25/18)
	.545 (30-55)	vs La Salle (11/22/18)
3 PT FG MADE	14	LEHIGH (11/9/18)
3 PT FG ATT.	32	LEHIGH (11/9/18)
3 PT FG PCT.	.500 (12-24)	STEPHEN F. AUSTIN (11/13/18)
FT MADE	23	LEHIGH (11/9/18)
FT ATT.	32	LEHIGH (11/9/18)
FT PCT.	.833 (15-18)	vs Yale (12/1/18)
REBOUNDS	45	LEHIGH (11/09/18)
ASSISTS	22	STEPHEN F. AUSTIN (11/13/18)
STEALS	10	FLORIDAATLANTIC (12/22/18)
	10	STEPHEN F. AUSTIN (11/13/18)
BLOCKED SHOTS	9	LEHIGH (11/9/18)
TURNOVERS	19	vs La Salle (11/22/18)
FOULS	20	vs Fresno State (11/23/18)

OPPONENT - GAME HIGHS

POINTS	90	at Louisville (1/6/19)
FG MADE	34	at Penn (12/4/18)
	34	vs Seton Hall (11/25/18)
FIELD GOAL ATT.	69	at Louisville (1/6/19)
FIELD GOAL PCT.	.596 (34-57)	at Penn (12/4/18)
3 PT FG MADE	13	at Louisville (1/6/19)
	13	at Penn (12/4/18)
3 PT FG ATT.	32	CAMPBELL (12/29/18)
3 PT FG PCT.	.565 (13-23)	at Penn (12/4/18)
FT MADE	14	NC STATE (1/3/19)
FT ATT.	21	LEHIGH (11/9/18)
FT PCT.	.889 (8-9)	WAKE FOREST (1/12/19)
REBOUNDS	51	NC STATE (1/3/19)
ASSISTS	26	NORTH CAROLINA (1/19/19)
STEALS	12	CAMPBELL (12/29/18)
BLOCKED SHOTS	8	RUTGERS (11/28/18)
TURNOVERS	20	vs Fresno State (11/23/18)
FOULS	25	vs Fresno State (11/23/18)

MIAMI - GAME LOWS

POINTS	54	RUTGERS (11/28/18)
FG MADE	20	at Florida State (1/9/19)
FIELD GOAL ATT.	44	CAMPBELL (12/29/18)
FIELD GOAL PCT.	.338 (22-65)	RUTGERS (11/28/18)
3 PT FG MADE	4	at Florida State (1/9/19)
3 PT FG ATT.	18	at Florida State (1/9/19)
3 PT FG PCT.	.222	at Florida State (1/9/19)
FT MADE	3	RUTGERS (11/28/18)
FT ATT.	7	RUTGERS (11/28/18)
FT PCT.	.429 (3-7)	RUTGERS (11/28/18)
REBOUNDS	23	NORTH CAROLINA (1/19/19)
ASSISTS	7	at Louisville (1/6/19)
STEALS	2	at Penn (12/4/18)
BLOCKED SHOTS	0	at Florida State (1/9/19)
	0	at Louisville (1/6/19)
TURNOVERS	7	at Penn (12/4/18)
FOULS	11	STEPHEN F. AUSTIN (11/13/18)

OPPONENT - GAME LOWS

POINTS	49	vs La Salle (11/22/18)
FG MADE	20	FLORIDAATLANTIC (12/22/18)
FIELD GOAL ATT.	55	HOUSTON BAPTIST (12/19/18)
FIELD GOAL PCT.	.333 (20-60)	FLORIDAATLANTIC (12/22/18)
3 PT FG MADE	2	vs La Salle (11/22/18)
3 PT FG ATT.	13	STEPHEN F. AUSTIN (11/13/18)
3 PT FG PCT.	.080 (2-25)	vs La Salle (11/22/18)
FT MADE	3	RUTGERS (11/28/18)
FT ATT.	6	RUTGERS (11/28/18)
FT PCT.	.500 (3-6)	RUTGERS (11/28/18)
REBOUNDS	28	vs La Salle (11/22/18)
ASSISTS	6	LEHIGH (11/9/18)
STEALS	1	at Louisville (1/6/19)
BLOCKED SHOTS	0	WAKE FOREST (1/12/19)
	0	CAMPBELL (12/29/18)
	0	FLORIDAATLANTIC (12/22/18)
TURNOVERS	7	at Louisville (1/6/19)
FOULS	13	RUTGERS (11/28/18)

INDIVIDUAL HIGHS/LOWS

MIAMI INDIVIDUAL GAME HIGHS

Points	28	Chris Lykes vs NC State (1/3/19)
Field Goals Made	11	Ebuka Izundu vs Stephen F. Austin (11/13/18)
Field Goal Att.	17	Chris Lykes vs Lehigh (11/9/18)
FG Pct (min 5 made)	1.000 (6-6)	Chris Lykes at FSU (1/9/19)
3-Point FG Made	5	DJ Vasiljevic at Louisville (1/6/19)
	5	Zach Johnson vs Campbell (12/29/18)
3-Point FG Att.	10	DJ Vasiljevic vs HBU (12/19/18)
	10	DJ Vasiljevic vs Yale (12/1/18)
Free Throws Made	14	Chris Lykes vs Wake Forest (1/12/19)
Free Throw Att.	14	Chris Lykes vs Wake Forest (1/12/19)
Rebounds	19	Ebuka Izundu vs Stephen F. Austin (11/13/18)
Assists	8	Anthony Lawrence vs. FAU (12/22/18)
Steals	3	10 times
Blocked Shots	4	Ebuka Izundu vs HBU (12/19/18)
	4	Ebuka Izundu vs Stephen F. Austin (11/13/18)
Turnovers	6	Anthony Lawrence vs Wake Forest (1/12/19)
	6	Chris Lykes vs Campbell (12/29/18)
Minutes	39	Chris Lykes vs Lehigh (11/9/18)

OPPONENT INDIVIDUAL GAME HIGHS

Points	29	Miye Oni, Yale (12/1/18)
	29	Malik Maitland, Bethune-Cookman (11/17/18)
Field Goals Made	11	Malik Maitland, Bethune-Cookman (11/17/18)
Field Goal Att.	21	Chris Clemons, Campbell (12/29/18)
	21	Braxton Huggins, Fresno State (11/23/18)
FG Pct (min 5 made)	1.000 (8-8)	Michael Nzei, Seton Hall (11/25/18)
3-Point FG Made	5	Cameron Johnson, UNC (1/19/19)
	5	Michael Adger, FAU (12/22/18)
	5	Oliver Lynch-Daniels, HBU (12/19/18)
	5	Michael Wang, at Penn (12/4/18)
	5	Braxton Huggins, Fresno State (11/23/18)
	5	Malik Maitland, Bethune-Cookman (11/17/18)
3-Point FG Att.	12	Myles Powell, Seton Hall (11/25/18)
Free Throws Made	8	Miye Oni, Yale (12/1/18)
Free Throw Att.	10	Miye Oni, Yale (12/1/18)
Rebounds	15	Nate Grimes, Fresno State (11/23/18)
Assists	9	Ryan McMahon, at Louisville (1/6/19)
Steals	4	Brandon Childress, Wake Forest (1/12/19)
Blocked Shots	4	Nate Grimes, Fresno State (11/23/18)
Turnovers	8	Lance Tejada, Lehigh (11/9/18)

MIAMI'S LARGEST IN 2018-19

Lead.....	40 (2H) vs. Stephen F. Austin, 11/13
Deficit.....	19 (2H) at Penn, 12/4
Halftime Lead	31 vs. La Salle, 11/22
Halftime Deficit	14 at Penn, 12/4
Margin of Victory	38 vs. Stephen F. Austin, 11/13
Margin of Defeat	14 at Penn, 12/4
Deficit in Win	7 (1H) vs. Bethune-Cookman, 11/17
Halftime Deficit in Win	4 vs. Fresno State, 11/23
Lead in Loss	15 (1H) at Louisville, 1/6
	15 (2H) vs. Yale, 12/1
Halftime Lead in Loss	10 vs. Yale, 12/1
Most Points in First Half.....	53 vs. Stephen F. Austin, 11/13
Fewest Points in First Half.....	24 vs. Rutgers, 11/28
Opponent Most Points in 1st Half.....	50 at Penn, 12/4
Opponent Fewest Points in 1st Half.....	23 vs. FAU, 12/22
Most Points in 2nd Half.....	48 vs. Bethune-Cookman, 11/17
Fewest Points in 2nd Half.....	24 vs. Yale, 12/1
Opponent Most Points in 2nd Half.....	50 at Louisville, 1/6
	50 vs. NC State, 1/3
Opponent Fewest Points in 2nd Half.....	26 vs. SFA, 11/13

MIAMI'S MOST POINTS FROM

Turnovers.....	30 vs. SFA, 11/13
Paint	46 vs. SFA, 11/13
Second Chance	17 vs. HBU, 12/19 and SFA, 11/13
Fast Break	14 vs. NC State, 1/3
Bench	26, 3 times, last vs. NC State, 1/3

OPPONENTS' MOST POINTS FROM

Turnovers.....	19, vs. Seton Hall, 11/25
Paint	56 vs. Seton Hall, 11/25
Second Chance	24 vs. Wake Forest, 1/12
Fast Break	14 at Penn, 12/4
Bench	41 at Florida State, 1/9

2018-19 STARTERS BY GAME

Opp.	Guard	Guard	Guard	Forward	Center
Lehigh	Lykes	Vasiljevic	Lawrence	Waardenburg	Izundu
SFA	Lykes	Vasiljevic	Lawrence	Waardenburg	Izundu
BCU	Lykes	Vasiljevic	Lawrence	Waardenburg	Izundu
La Salle	Lykes	Vasiljevic	Lawrence	Waardenburg	Izundu
Fresno	Lykes	Vasiljevic	Lawrence	Waardenburg	Izundu
S. Hall	Lykes	Vasiljevic	Johnson	Lawrence	Izundu
Rutgers	Lykes	Vasiljevic	Johnson	Lawrence	Izundu (2; 0-2)
Yale	Lykes	Johnson	Lawrence	Gak	Izundu (1; 0-1)
Penn	Lykes	Vasiljevic	Lawrence	Waardenburg	Izundu
HBU	Lykes	Vasiljevic	Lawrence	Waardenburg	Izundu
FAU	Lykes	Vasiljevic	Lawrence	Waardenburg	Izundu
Campbell	Lykes	Vasiljevic	Lawrence	Waardenburg	Izundu
NC State	Lykes	Vasiljevic	Lawrence	Waardenburg	Izundu (10; 8-2)
at LOU	Lykes	Johnson	Mack	Lawrence	Izundu
at FSU	Lykes	Johnson	Mack	Lawrence	Izundu
Wake	Lykes	Johnson	Mack	Lawrence	Izundu
UNC	Lykes	Johnson	Mack	Lawrence	Izundu (4; 1-3)

THE LAST TIME ...

Player Scored 30 Points

Miami Bruce Brown (30) vs. North Carolina, 1/28/17
Opponent Joel Berry (31) at North Carolina, 2/27/18

Player Scored 35 Points

Miami Jack McClinton (35) vs. North Carolina, 3/15/09
Opponent Xavier Rathan-Mayes (35) vs. Florida State, 2/25/15

Player Scored 40 Points

Miami Darius Rice (43) vs. Connecticut, 1/20/03
Opponent Sean Singletary (41) vs. Virginia, 3/1/08

Two Players Scored 20 Points

Miami Chris Lykes (28), Zach Johnson (21), vs. NC State, 1/3/19
Opponent Braxton Huggins (28), Deshon Taylor (25), Fresno State, 11/23/18

Three Players Scored 20 Points

Miami Dwayne Collins (23), Brian Asbury (21), Jack McClinton (20) vs. Virginia Tech, 1/25/09
Opponent Travis Mays (40), Alvin Heggs (22), Lance Blanks (21), Texas, 2/22/89

Five (not 5+) Players Scored in Double Figures

Miami Chris Lykes (18), DJ Vasiljevic (15), Zach Johnson (12), Ebuka Izundu (10), Sam Waardenburg (10) vs. La Salle, 11/22/18
Opponent Cameron Johnson (22), Kenny Williams (16), Coby White (15), Luke Maye (14), Nassir Little (12) vs. North Carolina, 1/19/19

Six (not 6+) Players Scored in Double Figures

Miami Chris Lykes (18), Ja'Quan Newton (15), Dewan Huell (14), Lonnie Walker (13), Ebuka Izundu (12), DJ Vasiljevic (10) at North Carolina, 2/27/18
Opponent Phil Cofer (21), Braian Angola (18), CJ Walker (17), Terance Mann (14), MJ Walker (13), Christ Koumadje (13) at Florida State, 1/27/18

Seven+ Players Scored in Double Figures

Miami Sheldon McClellan (18), Ja'Quan Newton (15), James Palmer (14), Ebuka Izundu (11) Angel Rodriguez (11), Ivan Cruz Uceda (10), Anthony Lawrence Jr. (10) vs. Mississippi State 11/19/15

Player Grabbed 15 Rebounds

Miami Ebuka Izundu (19), vs. Stephen F. Austin, 11/13/18
Opponent Brice Johnson (15) vs. North Carolina, 2/20/16

Player Grabbed 20 Rebounds

Miami Reggie Johnson (20), vs. Florida Atlantic, 3/16/11
Opponent Kelly Wise (21), vs. Memphis, 12/21/00

Two Players Grabbed 10 Rebounds

Miami Dewan Huell (12) and Bruce Brown (11), vs. Louisville, 1/24/18
Opponent Luke Maye (13) and Theo Pinson (11), vs. North Carolina, 3/9/18

Three Players Grabbed 10 Rebounds

Miami Mark Richardson (11), Eric Brown (10), Joe Wylie (10) vs. FIU, 3/6/89
Opponent Matt Harpring (12), Dion Glover (10), Michael Maddox (10), Ga. Tech, 12/27/97

Player Had 10 Assists

Miami Bruce Brown (10), vs. Gardner-Webb, 11/10/17
Opponent John Gillon (11), at Syracuse, 1/4/17

Player Had 10 Blocks

Miami Anthony King (10) vs. Florida Atlantic, 11/29/04
Opponent Jarvis Varnado (10), Mississippi State, 12/13/07

Player Had a Double-Double

Miami Ebuka Izundu (11 pts, 11 reb), vs. Wake Forest, 1/12/19
Opponent Malik Williams (19 pts, 11 reb), at Louisville, 1/6/19

Player Had a Triple-Double

Miami Bruce Brown (10 pts, 11 reb, 11 ast), vs. Gardner-Webb, 11/10/17
Opponent Brendan Haywood (18 pts, 14 reb, 10 blks), North Carolina, 12/4/00

Two Players Had Double-Doubles

Miami Kamari Murphy (11 pts, 13 reb) & Davon Reed (10 pts, 12 reb) vs. Buffalo, 3/17/16
Opponent Theo Pinson (25 pts, 11 ast) & Luke Maye (14 pts, 10 reb), at UNC, 2/27/18

Team Scored 100 Points

Miami 105 vs. Mississippi State, 11/19/15
Opponent 103 at Florida State, 1/27/18

Team Scored 90-99 Points

Miami 96 vs. Stephen F. Austin, 11/13/18
Opponent 90 at Louisville, 1/6/19

Team Scored 50 Points in a Half

Miami 53 (1st half) vs. Stephen F. Austin, 11/13/18
Opponent 50 (2nd half) at Louisville, 1/6/19

Team Shot 50 Percent in Both Halves

Miami .583 (14-24) / .500 (10-20), vs. Campbell, 12/29/18
Opponent .500 (15-30) / .600 (18-30), North Carolina, 1/19/19

Team Shot 60 Percent in a Half

Miami .667 (16-24), first half, vs. Seton Hall, 11/25/18
Opponent .600 (18-30), second half, North Carolina, 12/4/18

Team Shot 70 Percent in a Half

Miami .720 (18-25), second half, vs. Middle Tennessee, 12/25/17

Team Shot 60 Percent in a Game

Miami .600 (30-50) vs. Middle Tennessee, 12/25/17
Opponent .600 (33-55) at Florida State, 1/27/18

Team Shot Less Than 30 Percent in a Game

Miami .293 (12-41) vs. Eastern Kentucky, 12/19/14
Opponent .290 (18-62) vs. South Carolina State, 12/6/16

Team Won by 50+ Points

Miami 50 vs. Nova Southeastern (108-58), 11/16/09
Opponent 53 vs. Notre Dame (126-73), 2/22/86

Team won by 40-49 Points

Miami 49 vs. Western Carolina (92-43), 11/11/16
Opponent 41 at North Carolina (105-64), 1/31/07

Team Won by 30-39 Points

Miami 36 vs. La Salle (85-49), 11/22/18
Opponent 32 at Charlotte (95-63), 11/28/00

Overtime

Miami won in overtime 78-75 (OT) vs. Louisville, 1/24/18
Miami lost in overtime 103-94 (OT) at Florida State, 1/27/18

Rankings

Miami defeated a ranked opponent 91-88 at No. 9 North Carolina, 2/27/18
Miami lost to a ranked opponent 85-76 vs. No. 13 North Carolina, 1/19/19
Miami defeated a top 5 opponent 64-61 vs. No. 3 Virginia, 2/22/16
Miami lost to a top 5 opponent 59-50 vs. No. 1 Virginia, 2/13/18

THE LAST TIME A MIAMI FRESHMAN ...

Scored 30 Points: Bruce Brown (30), vs. North Carolina, 1/28/17

Scored 20+ Points: Lonnie Walker IV (23), at Florida State, 1/27/18

Perfect from Field (5+ att): Reggie Johnson (RS), 8-of-8, vs. Wake Forest, 3/11/10

Perfect from 3-Pt (3+ att): Anthony Lawrence, 4-of-4, vs. Notre Dame, 2/3/16

10+ Rebounds: Bruce Brown, 12, vs. George Washington, 12/22/16

10+ Assists: Bruce Brown, 10, vs. South Carolina State, 12/6/16

5-9 Assists: Chris Lykes, 5, vs. Pitt, 1/31/18

5+ Steals: Shane Larkin, 6, vs. North Carolina, 1/10/12

4+ Blocks: Raphael Akpejori, 4, McNeese State, 11/24/10

Double-Double: Bruce Brown (14 pts, 12 reb), vs. George Washington, 12/22/16

Triple-Double: Bruce Brown (11 pts, 11 reb, 10 ast), vs. South Carolina State, 12/6/16



JIM LARRAÑAGA

8TH SEASON AT MIAMI (170-87)
35TH SEASON AS HEAD COACH (640-421)

PERSONAL

Hometown Bronx, N.Y.
Born Oct. 2, 1949
Family Wife: Liz, Sons: Jay and Jon
Grandchildren: Tia, James, Jon Temple, Henry
Education Providence College, 1971, B.A. Economics
Archbishop Molloy High School, 1967

PLAYING CAREER

Geronemo Basketball Club (Belgium), 1976-77
Providence College, 1967-71
Archbishop Molloy, 1963-67

COACHING EXPERIENCE

Head Coach

2011-present Miami
1997-2011 George Mason
1986-97 Bowling Green
1977-79 American International

Assistant Coach

1979-86 Virginia
1971-76 Davidson

Player/Coach

1977 Geronemo Basketball Club (Belgium)

IN THE HISTORY BOOKS

- 11th winningest active Division I head coach
- 44th in wins among Division I head coaches
- Owns second-most coaching wins in Miami program history
- 11th in career ACC road game win percentage (.484, 31-33)
- 12th in career ACC home game win percentage (.692, 45-20)
- 16th in career wins in ACC games (85)
- 21st in career wins while in ACC (170)

COACHING HONORS

AP, Naismith, Iba, Rupp Coach of the Year, 2013
NABC All-District II, 2013
USBWA District IV Coach of the Year, 2013, 2016
Clair Bee National Coach of the Year, 2006
ACC Coach of the Year, 2013, 2016
CAA Coach of the Year, 1999, 2011
MAC Coach of the Year, 1997

TEAM HONORS

18 Postseason appearances
Nine NCAA tournament appearances
1999, 2001, 2006, 2008, 2011, 2013, 2016, 2017, 2018
Three Sweet 16 appearances ('06, '13, '16), One Final Four ('06)
Eight postseason NIT appearances
1990, 1991, 1997, 2002, 2004, 2009, 2012, 2015
12 20-win seasons

NOTABLE NBA PLAYERS COACHED

Lance Blanks (UVA) Frank Booker (BGSU) Bruce Brown Jr. (UM)
Rick Carlisle (UVA) Antonio Daniels (BGSU) Jeff Jones (UVA)
Andrew Kennedy (UVA) Jeff Lamp (UVA) Shane Larkin (UM)
Lewis Latimore (UVA) Sheldon Mac (UM) Jason Miskiri (GMU)
Olden Polynice (UVA) Lee Raker (UVA) Davon Reed (UM)
Ralph Sampson (UVA) Tom Sheehy (UVA) Clinton Venable (BGSU)
Lonnie Walker IV (UM) Othell Wilson (UVA)

STUDENT-ATHLETE HONORS

At Miami

- One All-American
- One USBWA All-District IV selection
- One Basketball Times All-District
- One ACC Player of the Year
- One ACC Defensive Player of the Year
- One ACC Tournament MVP
- 14 All-ACC postseason selections
- Five ACC-All-Defensive Team selections
- One ACC All-Rookie Team selection
- Four ACC Academic Honor Roll picks
- Seven ACC Players of the Week
- One ACC Rookie of the Week
- Six ACC All-Tournament team selections
- Two NIT All-Tournament Team picks
- Two NABC Honors Court selections

Prior to Miami

- Two All-Americans
- 28 All-CAA selections
- Nine CAA All-Defensive Team picks
- Eight CAA All-Rookie Team picks
- Three Dean Ehlers Award winners (given to CAA player who best meets criteria of academic achievement, leadership and community service)
- 12 All-MAC selections
- Two MAC Freshman of Year selections
- Four MAC All-Freshman Team picks

YEAR-BY-YEAR RESULTS

Year	School	Overall		Conference		Postseason
		W-L	W-L	Finish		
1977-78	American Int'l	14-13	-	-	-	-
1978-79	American Int'l	13-13	-	-	-	-
1986-87	Bowling Green	15-14	10-6	3	-	-
1987-88	Bowling Green	12-16	7-9	t-5	-	-
1988-89	Bowling Green	13-15	6-10	t-6	-	-
1989-90	Bowling Green	18-11	9-7	t-3	-	NIT First Round (0-1)
1990-91	Bowling Green	17-13	9-7	t-4	-	NIT First Round (0-1)
1991-92	Bowling Green	14-15	8-8	5	-	-
1992-93	Bowling Green	11-16	8-10	t-6	-	-
1993-94	Bowling Green	18-10	12-6	t-2	-	-
1994-95	Bowling Green	16-11	10-8	t-5	-	-
1995-96	Bowling Green	14-13	9-9	t-6	-	-
1996-97	Bowling Green	22-10	13-5	t-1	-	NIT First Round (0-1)
1997-98	George Mason	9-18	6-10	6	-	-
1998-99	George Mason	19-11	13-3	1	-	NCAA First Round (0-1)
1999-00	George Mason	19-11	12-4	t-1	-	-
2000-01	George Mason	18-12	11-5	3	-	NCAA First Round (0-1)
2001-02	George Mason	19-10	13-5	2	-	NIT First Round (0-1)
2002-03	George Mason	16-12	11-7	4	-	-
2003-04	George Mason	23-10	12-6	3	-	NIT Third Round (2-1)
2004-05	George Mason	16-13	10-8	6	-	-
2005-06	George Mason	27-8	15-3	t-1	-	NCAA Final Four (4-1)
2006-07	George Mason	18-15	9-9	5	-	-
2007-08	George Mason	23-11	12-6	2	-	NCAA First Round (0-1)
2008-09	George Mason	22-11	13-5	2	-	NIT First Round (0-1)
2009-10	George Mason	17-15	12-6	4	-	CIT First Round (0-1)
2010-11	George Mason	27-7	16-2	1	-	NCAA Second Round (1-1)
2011-12	Miami	20-13	9-7	t-4	-	NIT Second Round (1-1)
2012-13	Miami	29-7	15-3	1	-	NCAA Sweet 16 (2-1)
2013-14	Miami	17-16	7-11	10	-	-
2014-15	Miami	25-13	10-8	6	-	NIT Finals (4-1)
2015-16	Miami	27-8	13-5	t-2	-	NCAA Sweet 16 (2-1)
2016-17	Miami	21-12	10-8	t-7	-	NCAA First Round (0-1)
2017-18	Miami	22-10	11-7	t-3	-	NCAA First Round (0-1)
2018-19	Miami	9-8	1-4	-	-	-
	Overall	640-421	342-217			9 NCAA, 8 NIT, 1 CIT
2 years	American Int'l	27-26 (.509)				
11 years	Bowling Green	170-144 (.541)				
14 years	George Mason	273-164 (.625)				
8 years	Miami	170-87 (.661)				
35 years		640-421 (.604)				

2018-19 Miami Men's Basketball
Miami Combined Team Statistics (as of Jan 19, 2019)
All games

RECORD:	OVERALL	HOME	AWAY	NEUTRAL
ALL GAMES	9-8	7-3	0-3	2-2
CONFERENCE	1-4	1-2	0-2	0-0
NON-CONFERENCE	8-4	6-1	0-1	2-2

##	Player	gp-gs	min	Total			3-Point		F-Throw		Rebounds					pts	avg					
				avg	fg-fga	fg%	3fg-fga	3fg%	ft-fa	ft%	off	def	tot	avg	pf			dq	a	to	blk	stl
00	Chris Lykes	17-17	570	33.5	101-219	.461	33-88	.375	72-91	.791	4	41	45	2.6	42	0	63	54	0	25	307	18.1
05	Zach Johnson	17-7	527	31.0	76-177	.429	20-63	.317	59-91	.648	7	50	57	3.4	30	0	39	34	7	28	231	13.6
03	Anthony Lawrence	17-17	543	31.9	75-160	.469	30-81	.370	30-42	.714	10	79	89	5.2	38	0	44	45	17	24	210	12.4
15	Ebuka Izundu	17-17	477	28.1	83-128	.648	1-3	.333	34-49	.694	63	97	160	9.4	49	3	22	26	27	13	201	11.8
01	DJ Vasiljevic	17-12	525	30.9	62-144	.431	48-109	.440	26-29	.897	14	60	74	4.4	29	0	25	17	0	7	198	11.6
21	Sam Waardenburg	17-10	410	24.1	30-78	.385	7-29	.241	20-29	.690	18	43	61	3.6	29	0	20	19	3	6	87	5.1
13	Anthony Mack	13-4	220	16.9	15-49	.306	10-36	.278	1-2	.500	2	16	18	1.4	18	0	12	8	1	4	41	3.2
22	Deng Gak	8-1	117	14.6	8-24	.333	0-1	.000	4-10	.400	16	17	33	4.1	15	0	5	3	9	1	20	2.5
02	Willie Herenton	6-0	10	1.7	1-1	1.000	1-1	1.000	2-2	1.000	0	0	0	0.0	0	0	0	0	0	0	5	0.8
10	Dominic Proctor	1-0	1	1.0	0-0	.000	0-0	.000	0-0	.000	0	0	0	0.0	0	0	0	0	0	0	0	0.0
Team											16	26	42				3					
Total.....		17	3400		451-980	.460	150-411	.365	248-345	.719	150	429	579	34.1	250	3	230	209	64	108	1300	76.5
Opponents.....		17	3397		461-1051	.439	130-412	.316	154-222	.694	193	435	628	36.9	325	9	241	242	44	95	1206	70.9

TEAM STATISTICS	UM	OPP	Date	Opponent	Score	Att.
SCORING	1300	1206	11/09/18	LEHIGH	w 83-62	6799
Points per game	76.5	70.9	11/13/18	STEPHEN F. AUSTIN	w 96-58	6066
Scoring margin	+5.5	-	11/17/18	BETHUNE-COOKMAN	w 78-70	6322
FIELD GOALS-ATT	451-980	461-1051	1 11/22/18	vs La Salle	w 85-49	866
Field goal pct	.460	.439	1 11/23/18	vs Fresno State	w 78-76	906
3 POINT FG-ATT	150-411	130-412	1 11/25/18	vs Seton Hall	L 81-83	1589
3-point FG pct	.365	.316	2 11/28/18	RUTGERS	L 54-57	6376
3-pt FG made per game	8.8	7.6	3 12/01/18	vs Yale	L 73-77	5749
FREE THROWS-ATT	248-345	154-222	12/04/18	at Penn	L 75-89	3019
Free throw pct	.719	.694	12/19/18	HOUSTON BAPTIST	w 80-73	6553
F-Throws made per game	14.6	9.1	12/22/18	FLA. ATLANTIC	w 75-55	6222
REBOUNDS	579	628	12/29/18	CAMPBELL	w 73-62	6789
Rebounds per game	34.1	36.9	* 01/03/19	NC STATE	L 82-87	6983
Rebounding margin	-2.9	-	* 01/06/19	at Louisville	L 73-90	15050
ASSISTS	230	241	* 01/09/19	at Florida State	L 62-68	10531
Assists per game	13.5	14.2	* 01/12/19	WAKE FOREST	w 76-65	7197
TURNOVERS	209	242	* 01/19/19	NORTH CAROLINA	L 76-85	7131
Turnovers per game	12.3	14.2				
Turnover margin	+1.9	-				
Assist/turnover ratio	1.1	1.0				
STEALS	108	95				
Steals per game	6.4	5.6				
BLOCKS	64	44				
Blocks per game	3.8	2.6				
ATTENDANCE	66438	37710				
Home games-Avg/Game	10-6644	3-9533				
Neutral site-Avg/Game	-	4-2278				

* = Conference game
1 = Wooden Legacy, Fullerton, Calif.
2 = ACC/Big Ten Challenge
3 = Hoophall Miami Invitational, Miami, Fla.

Score by Periods	1st	2nd	Totals
Miami	668	632	1300
Opponents	572	634	1206

2018-19 Miami Men's Basketball
Miami Combined Team Statistics (as of Jan 19, 2019)
ACC games only

RECORD:	OVERALL	HOME	AWAY	NEUTRAL
ALL GAMES	1-4	1-2	0-2	0-0
CONFERENCE	1-4	1-2	0-2	0-0
NON-CONFERENCE	0-0	0-0	0-0	0-0

##	Player	gp-gs	min	avg	Total		3-Point		F-Throw		Rebounds				pf	dq	a	to	blk	stl	pts	avg		
					fg-fga	fg%	3fg-fga	3fg%	ft-fta	ft%	off	def	tot	avg										
00	Chris Lykes	5-5	174	34.8	34-66	.515	11-24	.458	29-31	.935	2	10	12	2.4	10	0	18	11	0	4	108	21.6		
05	Zach Johnson	5-4	173	34.6	23-61	.377	5-20	.250	20-32	.625	2	23	25	5.0	8	0	10	12	1	11	71	14.2		
15	Ebuka Izundu	5-5	149	29.8	22-40	.550	0-1	.000	11-16	.688	23	26	49	9.8	16	0	7	10	2	2	55	11.0		
03	Anthony Lawrence	5-5	138	27.6	15-32	.469	9-18	.500	12-19	.632	1	12	13	2.6	15	0	8	15	4	5	51	10.2		
01	DJ Vasiljevic	5-1	136	27.2	16-36	.444	13-28	.464	3-5	.600	3	16	19	3.8	8	0	2	1	0	2	48	9.6		
13	Anthony Mack	5-4	119	23.8	7-25	.280	4-18	.222	1-2	.500	0	11	11	2.2	8	0	6	4	1	2	19	3.8		
21	Sam Waardenburg	5-1	106	21.2	5-14	.357	2-6	.333	5-7	.714	8	12	20	4.0	7	0	7	4	0	0	17	3.4		
02	Willie Herenton	2-0	5	2.5	0-0	.000	0-0	.000	0-0	.000	0	0	0	0.0	0	0	0	0	0	0	0	0.0		
Team											1	5	6											
Total.....		5	1000		122-274	.445	44-115	.383	81-112	.723	40	115	155	31.0	72	0	58	58	8	26	369	73.8		
Opponents.....		5	1000		149-334	.446	46-140	.329	51-69	.739	75	130	205	41.0	98	3	88	59	8	26	395	79.0		

TEAM STATISTICS	UM	OPP	Date	Opponent	Score	Att.
SCORING	369	395	* 01/03/19	NC STATE	L 82-87	6983
Points per game	73.8	79.0	* 01/06/19	at Louisville	L 73-90	15050
Scoring margin	-5.2	-	* 01/09/19	at Florida State	L 62-68	10531
FIELD GOALS-ATT	122-274	149-334	* 01/12/19	WAKE FOREST	W 76-65	7197
Field goal pct	.445	.446	* 01/19/19	NORTH CAROLINA	L 76-85	7131
3 POINT FG-ATT	44-115	46-140	* = Conference game			
3-point FG pct	.383	.329	1 = Wooden Legacy, Fullerton, Calif.			
3-pt FG made per game	8.8	9.2	2 = ACC/Big Ten Challenge			
FREE THROWS-ATT	81-112	51-69	3 = Hoophall Miami Invitational, Miami, Fla.			
Free throw pct	.723	.739				
F-Throws made per game	16.2	10.2				
REBOUNDS	155	205				
Rebounds per game	31.0	41.0				
Rebounding margin	-10.0	-				
ASSISTS	58	88				
Assists per game	11.6	17.6				
TURNOVERS	58	59				
Turnovers per game	11.6	11.8				
Turnover margin	+0.2	-				
Assist/turnover ratio	1.0	1.5				
STEALS	26	26				
Steals per game	5.2	5.2				
BLOCKS	8	8				
Blocks per game	1.6	1.6				
ATTENDANCE	21311	25581				
Home games-Avg/Game	3-7104	2-12790				
Neutral site-Avg/Game	-	0-0				

Score by Periods	1st	2nd	Totals
Miami	184	185	369
Opponents	180	215	395

2018-19 Miami Men's Basketball
Miami Game-by-Game Highs (as of Jan 19, 2019)
All games

Opponent	Date	Score	Points	Rebounds	Assists	Steals	Blocked shots
LEHIGH	11/09/18	83-62	22-Chris Lykes	12-Anthony Lawrence	4-Chris Lykes	3-Anthony Lawrence	3-Deng Gak Ebuka Izundu Anthony Lawrence
STEPHEN F. AUSTIN	11/13/18	96-58	22-Ebuka Izundu	19-Ebuka Izundu	6-Chris Lykes	3-Ebuka Izundu Chris Lykes	4-Ebuka Izundu
BETHUNE-COOKMAN	11/17/18	78-70	21-Chris Lykes	9-Anthony Lawrence	6-Chris Lykes	3-DJ Vasiljevic	3-Ebuka Izundu
vs La Salle	11/22/18	85-49	18-Chris Lykes	8-Ebuka Izundu	5-Zach Johnson	2-Chris Lykes Anthony Lawrence	2-Anthony Lawrence
vs Fresno State	11/23/18	78-76	24-Zach Johnson	6-Ebuka Izundu	3-Zach Johnson Anthony Lawrence	3-Chris Lykes	1-Ebuka Izundu
vs Seton Hall	11/25/18	81-83	18-Chris Lykes Zach Johnson	5-Ebuka Izundu Sam Waardenburg DJ Vasiljevic	5-DJ Vasiljevic	2-Chris Lykes	2-Ebuka Izundu
RUTGERS	11/28/18	54-57	16-Anthony Lawrence	12-Ebuka Izundu	4-Anthony Lawrence Chris Lykes	3-Zach Johnson	2-Anthony Lawrence Zach Johnson
vs Yale	12/01/18	73-77	19-Ebuka Izundu	9-Ebuka Izundu	5-Zach Johnson	2-Anthony Lawrence	2-Deng Gak Ebuka Izundu
at Penn	12/04/18	75-89	17-Zach Johnson	7-Ebuka Izundu	5-Chris Lykes	2-Ebuka Izundu	1-Zach Johnson Anthony Lawrence
HOUSTON BAPTIST	12/19/18	80-73	17-Anthony Lawrence	11-Ebuka Izundu	4-Chris Lykes DJ Vasiljevic	3-Zach Johnson Anthony Lawrence	4-Ebuka Izundu
FLA. ATLANTIC	12/22/18	75-55	19-Ebuka Izundu	13-Ebuka Izundu	8-Anthony Lawrence	3-Chris Lykes	3-Ebuka Izundu
CAMPBELL	12/29/18	73-62	22-Zach Johnson	8-Ebuka Izundu Anthony Lawrence	3-Anthony Lawrence	2-Chris Lykes Zach Johnson Anthony Lawrence	1-Zach Johnson Anthony Lawrence Sam Waardenburg Ebuka Izundu
NC STATE	01/03/19	82-87	28-Chris Lykes	11-Ebuka Izundu	4-Zach Johnson	2-Zach Johnson Anthony Lawrence	1-Anthony Lawrence
at Louisville	01/06/19	73-90	19-Zach Johnson DJ Vasiljevic	10-Ebuka Izundu	4-Chris Lykes	3-Zach Johnson	None
at Florida State	01/09/19	62-68	17-Chris Lykes	9-Ebuka Izundu	4-Anthony Mack	2-Zach Johnson	None
WAKE FOREST	01/12/19	76-65	25-Chris Lykes	11-Ebuka Izundu	4-Chris Lykes	2-Zach Johnson	2-Anthony Lawrence
NORTH CAROLINA	01/19/19	76-85	20-Chris Lykes	8-Ebuka Izundu	6-Chris Lykes	2-Zach Johnson Chris Lykes	1-Anthony Lawrence Ebuka Izundu

Miami Team Game-by-Game Comparison (as of Jan 19, 2019)
All games

Opponent	1st	2nd	Score	Mar	Total FG	FG Pct	3-Pointers	3FG Pct	Free Throws	FT Pct	Rebounds	Assist	T/Over	Block	Steal	Fouls
LEHIGH	38/26	45/36	83-62	+21	23-61/21-61	.377/.344	14-32/8-21	.438/.381	23-32/12-21	.719/.571	45/44 +1	15/6	11/18	9/4	8/5	17/24
STEPHEN F. AUSTIN	53/32	43/26	96-58	+38	37-69/24-61	.536/.393	11-23/4-13	.478/.308	11-18/6-7	.611/.857	41/34 +7	22/8	8/18	6/4	10/5	11/15
BETHUNE-COOKMAN	30/31	48/39	78-70	+8	26-65/27-59	.400/.458	8-26/6-18	.308/.333	18-24/10-13	.750/.769	38/40 (2)	12/12	11/14	6/5	7/5	15/25
La Salle	49/18	36/31	85-49	+36	30-55/21-60	.545/.350	8-19/2-25	.421/.080	17-21/5-9	.810/.556	39/28 +11	15/9	19/20	4/3	7/6	14/22
Fresno State	37/41	41/35	78-76	+2	25-57/27-58	.439/.466	7-22/9-23	.318/.391	21-28/13-18	.750/.722	29/43 (14)	12/16	11/20	1/5	7/4	20/25
Seton Hall	45/45	36/38	81-83	(2)	30-55/34-65	.545/.523	7-20/6-23	.350/.261	14-18/9-14	.778/.643	29/30 (1)	11/15	16/13	4/1	4/5	18/21
RUTGERS	24/28	30/29	54-57	(3)	22-65/24-59	.338/.407	7-28/6-24	.250/.250	3-7/3-6	.429/.500	43/40 +3	12/10	13/14	5/8	5/8	12/13
Yale	49/39	24/38	73-77	(4)	26-63/30-58	.413/.517	6-26/4-18	.231/.222	15-18/13-17	.833/.765	33/35 (2)	12/15	11/11	4/2	5/7	16/15
Penn	36/50	39/39	75-89	(14)	28-58/34-57	.483/.596	6-20/13-23	.300/.565	13-19/8-12	.684/.667	24/34 (10)	10/23	7/9	2/3	2/4	16/18
HOUSTON BAPTIST	40/33	40/40	80-73	+7	29-57/27-55	.509/.491	11-28/11-23	.393/.478	11-17/8-14	.647/.571	35/29 +6	17/15	14/17	7/1	9/5	13/14
FLA. ATLANTIC	46/23	29/32	75-55	+20	29-57/20-60	.509/.333	9-28/9-29	.321/.310	8-10/6-9	.800/.667	35/35 -	21/11	12/16	4/0	10/3	13/16
CAMPBELL	37/26	36/36	73-62	+11	24-44/23-64	.545/.359	12-24/6-32	.500/.188	13-21/10-13	.619/.769	33/31 +2	13/13	18/13	4/0	8/12	13/19
NC STATE	45/37	37/50	82-87	(5)	28-61/31-68	.459/.456	10-25/11-30	.400/.367	16-29/14-18	.552/.778	29/51 (22)	12/17	7/16	1/3	7/4	14/23
Louisville	41/40	32/50	73-90	(17)	24-56/33-69	.429/.478	10-26/13-31	.385/.419	15-20/11-15	.750/.733	35/39 (4)	7/19	13/7	0/1	4/1	16/16
Florida State	29/33	33/35	62-68	(6)	20-54/27-64	.370/.422	4-18/6-26	.222/.231	18-22/8-13	.818/.615	31/38 (7)	10/15	12/9	0/3	3/7	15/20
WAKE FOREST	32/33	44/32	76-65	+11	23-48/25-73	.479/.342	11-25/7-33	.440/.212	19-23/8-9	.826/.889	37/39 (2)	16/11	15/12	5/0	5/7	12/20
NORTH CAROLINA	37/37	39/48	76-85	(9)	27-55/33-60	.491/.550	9-21/9-20	.429/.450	13-18/10-14	.722/.714	23/38 (15)	13/26	11/15	2/1	7/7	15/19

Note: Game totals are displayed in the format TEAM/OPPONENT for each category

Miami Points-Rebounds-Assists (as of Jan 19, 2019)
All games

Opponent	Date	Score		00	01	02	03	05	10	13
				LYKES,CHRI	VASILJEVIC	HERENTON,W	LAWRENCE,A	JOHNSON,ZA	PROCTOR,DO	MACK,ANTHO
LEHIGH	11/09/18	83-62	w	22-5-4	16-3-2	0-0-0	19-12-2	5-0-3	DNP	0-0-0
STEPHEN F. AUSTIN	11/13/18	96-58	w	20-2-6	17-4-0	0-0-0	18-3-3	15-3-4	DNP	DNP
BETHUNE-COOKMAN	11/17/18	78-70	w	21-2-6	20-5-2	DNP	13-9-2	9-3-0	DNP	DNP
vs La Salle	11/22/18	85-49	w	18-1-0	15-7-3	5-0-0	6-5-3	12-4-5	0-0-0	5-0-0
vs Fresno State	11/23/18	78-76	w	17-5-2	12-5-1	DNP	7-5-3	24-2-3	DNP	0-0-1
vs Seton Hall	11/25/18	81-83	L	18-4-2	8-5-5	DNP	17-2-1	18-3-2	DNP	DNP
RUTGERS	11/28/18	54-57	L	8-2-4	3-3-0	DNP	16-8-4	12-4-2	DNP	DNP
vs Yale	12/01/18	73-77	L	12-0-3	17-6-1	DNP	9-8-3	11-3-5	DNP	0-2-0
at Penn	12/04/18	75-89	L	16-4-5	10-3-0	DNP	9-3-2	17-1-1	DNP	0-1-0
HOUSTON BAPTIST	12/19/18	80-73	w	14-5-4	13-5-4	DNP	17-5-2	9-1-2	DNP	6-4-2
FLA. ATLANTIC	12/22/18	75-55	w	12-1-7	9-5-3	0-0-0	17-8-8	6-3-0	DNP	8-0-2
CAMPBELL	12/29/18	73-62	w	21-2-2	10-4-2	DNP	11-8-3	22-5-2	DNP	3-0-1
NC STATE	01/03/19	82-87	L	28-0-2	6-3-1	DNP	12-6-3	21-5-4	DNP	5-2-0
at Louisville	01/06/19	73-90	L	18-4-4	19-4-0	0-0-0	4-1-1	19-4-0	DNP	3-3-1
at Florida State	01/09/19	62-68	L	17-3-2	6-5-1	0-0-0	14-4-2	6-6-0	DNP	2-2-4
WAKE FOREST	01/12/19	76-65	w	25-2-4	14-4-0	DNP	3-2-2	8-5-3	DNP	9-3-1
NORTH CAROLINA	01/19/19	76-85	L	20-3-6	3-3-0	DNP	18-0-0	17-5-3	DNP	0-1-0

Opponent	Date	Score		15	21	22
				IZUNDU,EBU	WAARDENBUR	GAK,DENG
LEHIGH	11/09/18	83-62	w	10-9-1	11-5-2	0-6-1
STEPHEN F. AUSTIN	11/13/18	96-58	w	22-19-3	2-4-5	2-4-1
BETHUNE-COOKMAN	11/17/18	78-70	w	5-4-1	8-4-1	2-3-0
vs La Salle	11/22/18	85-49	w	10-8-1	10-4-2	4-7-1
vs Fresno State	11/23/18	78-76	w	10-6-1	6-4-0	2-1-1
vs Seton Hall	11/25/18	81-83	L	11-5-1	5-5-0	4-3-0
RUTGERS	11/28/18	54-57	L	12-12-1	2-3-0	1-6-1
vs Yale	12/01/18	73-77	L	19-9-0	0-0-0	5-3-0
at Penn	12/04/18	75-89	L	9-7-2	14-3-0	DNP
HOUSTON BAPTIST	12/19/18	80-73	w	15-11-2	6-3-1	DNP
FLA. ATLANTIC	12/22/18	75-55	w	19-13-0	4-2-1	DNP
CAMPBELL	12/29/18	73-62	w	4-8-2	2-4-1	DNP
NC STATE	01/03/19	82-87	L	10-11-2	0-0-0	DNP
at Louisville	01/06/19	73-90	L	8-10-0	2-8-1	DNP
at Florida State	01/09/19	62-68	L	13-9-1	4-0-0	DNP
WAKE FOREST	01/12/19	76-65	w	11-11-3	6-9-3	DNP
NORTH CAROLINA	01/19/19	76-85	L	13-8-1	5-3-3	DNP

Official Basketball Box Score -- Game Totals -- Final Statistics
North Carolina vs Miami
01/19/19 12:00 pm at Coral Gables, Fla. (Watsco Center)

North Carolina 85 - 13-4 (4-1 ACC)

#	Player	Total			3-Ptr			Rebounds			PF	TP	A	TO	Blk	Stl	Min
		FG-FGA	FG-FGA	FT-FTA	FG-FGA	FG-FGA	FT-FTA	Off	Def	Tot							
15	Garrison Brooks	f	2-5	0-0	0-0	2	5	7	3	4	0	2	0	0	0	28	
32	Luke Maye	f	7-13	0-2	0-0	2	7	9	4	14	4	2	0	2	28		
02	Coby White	g	6-12	1-5	2-2	0	5	5	0	15	8	3	0	3	33		
13	Cameron Johnson	g	8-14	5-7	1-1	4	3	7	2	22	2	3	0	0	35		
24	Kenny Williams	g	6-9	3-5	1-3	2	2	4	2	16	7	0	0	0	34		
00	Seventh Woods		0-0	0-0	0-0	0	0	0	1	0	0	2	0	0	4		
01	Leaky Black		0-1	0-0	0-0	0	2	2	1	0	0	1	0	0	6		
03	Andrew Platek		1-1	0-0	0-0	0	0	0	0	2	0	0	0	0	3		
04	Brandon Robinson		0-1	0-1	0-0	0	0	0	2	0	4	1	0	0	16		
05	Nassir Little		3-4	0-0	6-8	1	1	2	4	12	1	1	1	2	13		
42	Brandon Huffman		0-0	0-0	0-0	0	0	0	0	0	0	0	0	0	0+		
	Team					2	0	2									
Totals			33-60	9-20	10-14	13	25	38	19	85	26	15	1	7	200		
FG % 1st Half: 15-30 50.0%		2nd half: 18-30 60.0%		Game: 33-60 55.0%		Deadball											
3FG % 1st Half: 4-10 40.0%		2nd half: 5-10 50.0%		Game: 9-20 45.0%		Rebounds											
FT % 1st Half: 3-4 75.0%		2nd half: 7-10 70.0%		Game: 10-14 71.4%		1											

Miami 76 - 9-8 (1-4 ACC)

#	Player	Total			3-Ptr			Rebounds			PF	TP	A	TO	Blk	Stl	Min
		FG-FGA	FG-FGA	FT-FTA	FG-FGA	FG-FGA	FT-FTA	Off	Def	Tot							
15	Ebuka Izundu	c	6-10	0-0	1-1	3	5	8	3	13	1	1	1	1	32		
00	Chris Lykes	g	8-16	4-8	0-0	1	2	3	2	20	6	3	0	2	36		
03	Anthony Lawrence	g	5-7	3-4	5-6	0	0	0	4	18	0	1	1	1	30		
05	Zach Johnson	g	5-12	0-3	7-10	0	5	5	2	17	3	3	0	2	36		
13	Anthony Mack	g	0-2	0-2	0-0	0	1	1	2	0	0	1	0	0	18		
01	DJ Vasiljevic		1-5	1-2	0-0	1	2	3	1	3	0	1	0	1	22		
21	Sam Waardenburg		2-3	1-2	0-1	1	2	3	1	5	3	1	0	0	26		
	Team					0	0	0									
Totals			27-55	9-21	13-18	6	17	23	15	76	13	11	2	7	200		
FG % 1st Half: 12-29 41.4%		2nd half: 15-26 57.7%		Game: 27-55 49.1%		Deadball											
3FG % 1st Half: 7-14 50.0%		2nd half: 2-7 28.6%		Game: 9-21 42.9%		Rebounds											
FT % 1st Half: 6-9 66.7%		2nd half: 7-9 77.8%		Game: 13-18 72.2%		1											

Officials: Brent Hampton, Jeffrey Anderson, Bret Smith
 Technical fouls: North Carolina-None. Miami-None.
 Attendance: 7131

Score by periods	1st	2nd	Total
North Carolina	37	48	85
Miami	37	39	76

Points	In Paint	Off T/O	2nd Chance	Fast Break	Bench
NC	32	13	14	6	14
UM	32	10	10	5	8

Last FG - NC 2nd-00:47, UM 2nd-00:13.
 Largest lead - NC by 12 2nd-00:28, UM by 4 1st-14:08.
 NC led for 27:46, UM led for 05:52. Game was tied for 06:22.

Score tied - 6 times.
 Lead changed - 18 times.



22 DENG GAK

R-Fr. • 6-10 • 211 • Forward
Sydney, Australia
Blair Academy (N.J.)

2018-19 HIGHLIGHTS

- Suffered season-ending left knee injury on Dec. 1 against Yale
- Played at least 11 minutes off the bench in each of his eight games this season
- Made first college start against Yale (12/1), scored five points in season-high 19 minutes
- Scored first college points in win over Stephen F. Austin (11/13)
- Recorded six rebounds and three blocks in 14 minutes of action in his Miami debut against Lehigh (11/9)

2018-19 GAME-BY-GAME

	GS	Min	FG	Pct	3FG	Pct	FT	Pct	O-D-T	Avg	PF	FO	A	TO	Blk	Stl	Pts	Avg
Lehigh	14	0-3	.000	0-1	.000	0-2	.000	1-5-6	6.0	3	0	1	0	3	0	0	0.0	
Stephen F. Austin	17	1-6	.167	0-0	.000	0-2	.000	3-1-4	5.0	2	0	1	0	1	1	2	1.0	
Bethune-Cookman	11	1-2	.500	0-0	.000	0-0	.000	2-1-3	4.3	0	0	0	1	2	0	2	1.3	
vs La Salle	15	2-4	.500	0-0	.000	0-0	.000	3-4-7	5.0	3	0	1	0	0	0	4	2.0	
vs Fresno State	12	1-1	1.000	0-0	.000	0-0	.000	1-0-1	4.2	1	0	1	0	0	0	2	2.0	
vs Seton Hall	15	2-3	.667	0-0	.000	0-0	.000	2-1-3	4.0	3	0	0	1	1	0	4	2.3	
Rutgers	14	0-3	.000	0-0	.000	1-2	.500	2-4-6	4.3	2	0	1	0	0	0	1	2.1	
vs Yale	* 19	1-2	.500	0-0	.000	3-4	.750	2-1-3	4.1	1	0	0	1	2	0	5	2.5	
at Penn	DNP																	
Houston Baptist	DNP																	
Florida Atlantic	DNP																	
Campbell	DNP																	
NC State	DNP																	
at Louisville	DNP																	
at Florida State	DNP																	
Wake Forest	DNP																	
North Carolina	DNP																	

CAREER HIGHS

Points

Career: 5 vs. Yale, 12/1/18

ACC: -

Rebounds

Career: 7 vs. La Salle, 11/25/18

ACC: -

Assists

Career: 1 5x, last vs. Rutgers, 11/28/18

ACC: -

Steals

Career: 1 Stephen F. Austin, 11/13/18

ACC: -

Blocked Shots

Career: 3 Lehigh, 11/9/18

ACC: -

Field Goals

Career: 2 2x, last vs. Seton Hall, 11/25/18

ACC: -

Field-Goal Attempts

Career: 6 Stephen F. Austin, 11/13/18

ACC: -

Free Throws

Career: 3 vs. Yale, 12/1/18

ACC: -

Free-Throw Attempts

Career: 4 vs. Yale, 12/1/18

ACC: -

3-Point Field Goals

Career: -

ACC: -

3-Point Field-Goal Attempts

Career: 1 Lehigh, 11/9/18

ACC: -

Minutes

Career: 19 vs. Yale, 12/1/18

ACC: -

GAK'S CAREER STATISTICS										3-Point				Free Throws			Rebounds				Scoring				
Season	GP	GS	Min.	Avg.	FG	FGA	Pct.	FG	FGA	Pct.	FT	FTA	Pct.	Off.	Def.	Tot.	Avg.	PF	FO	Ast.	TO	Blk	Stl	Pts.	Avg.
2018-19	8	1	117	14.6	8	24	.333	0	1	.000	4	10	.400	16	17	33	4.1	15	0	5	3	9	1	20	2.5
TOTAL	8	1	117	14.6	8	24	.333	0	1	.000	4	10	.400	16	17	33	4.1	15	0	5	3	9	1	20	2.5



2 WILLIE HERENTON

So. • 6-1 • 178 • Guard
Lincolnshire, Illinois
Stevenson HS

2018-19 HIGHLIGHTS

- Earned scholarship on Friday (Jan. 18)
- Played two minutes, including final minute of first half, at Louisville (1/6)
- Scored first five Miami points against La Salle (11/22)
- Saw his first playing time in final minute of season opener against Lehigh (11/9)
- Joined team as walk-on for 2018-19 season

2018-19 GAME-BY-GAME

	GS	Min	FG	Pct	3FG	Pct	FT	Pct	O-D-T	Avg	PF	FO	A	TO	Blk	Stl	Pts	Avg
Lehigh	0		0-0	.000	0-0	.000	0-0	.000	0-0-0	0.0	0	0	0	0	0	0	0	0.0
Stephen F. Austin	2		0-0	.000	0-0	.000	0-0	.000	0-0-0	0.0	0	0	0	0	0	0	0	0.0
Bethune-Cookman	DNP																	
vs La Salle	2		1-1	1.000	1-1	1.000	2-2	1.000	0-0-0	0.0	0	0	0	0	0	0	5	1.7
vs Fresno State	DNP																	
vs Seton Hall	DNP																	
Rutgers	DNP																	
vs Yale	DNP																	
at Penn	DNP																	
Houston Baptist	DNP																	
Florida Atlantic	1		0-0	.000	0-0	.000	0-0	.000	0-0-0	0.0	0	0	0	0	0	0	0	1.3
Campbell	DNP																	
NC State	DNP																	
at Louisville	2		0-0	.000	0-0	.000	0-0	.000	0-0-0	0.0	0	0	0	0	0	0	0	1.0
at Florida State	3		0-0	.000	0-0	.000	0-0	.000	0-0-0	0.0	0	0	0	0	0	0	0	0.8
Wake Forest	DNP																	
North Carolina	DNP																	

CAREER HIGHS

Points
Career: 5 vs. La Salle, 11/22/18
ACC: -

Rebounds
Career: -
ACC: -

Assists
Career: -
ACC: -

Steals
Career: -
ACC: -

Blocked Shots
Career: -
ACC: -

Field Goals
Career: 1 vs. La Salle, 11/22/18
ACC: -

Field-Goal Attempts
Career: 1 vs. La Salle, 11/22/18
ACC: -

Free Throws
Career: 2 vs. La Salle, 11/22/18
ACC: -

Free-Throw Attempts
Career: 2 vs. La Salle, 11/22/18
ACC: -


3-Point Field Goals
Career: 1 vs. La Salle, 11/22/18
ACC: -

3-Point Field-Goal Attempts
Career: 1 vs. La Salle, 11/22/18
ACC: -

Minutes
Career: 3 at Florida State, 1/9/19
ACC: 3 at Florida State, 1/9/19

HERENTON'S CAREER STATISTICS

Season	GP	GS	Min.	Avg.	FG	FGA	Pct.	3-Point FG	3-Point FGA	3-Point Pct.	Free Throws FT	Free Throws FTA	Free Throws Pct.	Off.	Def.	Tot.	Avg.	PF	FO	Ast.	TO	Blk	Stl	Pts.	Avg.
2018-19	6	0	10	1.7	1	1	1.000	1	1	1.000	2	2	1.000	0	0	0	0.0	0	0	0	0	0	0	5	0.8



10 DOMINIC PROCTOR

So. • 6-6 • 190 • Guard
Las Vegas, Nevada
Bishop Gorman HS

2018-19 HIGHLIGHTS

- Made first Miami appearance in final minute of Wooden Legacy game against La Salle (11/22)
- Joined team as walk-on for 2018-19 season

CAREER HIGHS

Points
Career: -
ACC: -

Rebounds
Career: -
ACC: -

Assists
Career: -
ACC: -

Steals
Career: -
ACC: -

Blocked Shots
Career: -
ACC: -

Field Goals
Career: -
ACC: -

Field-Goal Attempts
Career: -
ACC: -


Free Throws
Career: -
ACC: -

Free-Throw Attempts
Career: -
ACC: -

3-Point Field Goals
Career: -
ACC: -

3-Point Field-Goal Attempts
Career: -
ACC: -

Minutes
Career: 1 vs. La Salle, 11/22/18
ACC: -



20 DEWAN HERNANDEZ

Jr. • 6-11 • 235 • Forward
Miami, Florida
Miami Norland HS

2018-19 HIGHLIGHTS

- Withheld from competition to start season as the University and NCAA review his eligibility
- Named to Kareem Abdul-Jabbar Award Watch List (one of 20 candidates), presented to nation's top center
- Legally changed last name from Huell to Hernandez in October to honor his mother, Christina Hernandez

Opponent	2017-18			2016-17			
	P	R	A	P	R	A	
Gard-Webb	14	8	2	WCU	13	7	1
Navy	14	10	1	at N. Florida	15	8	0
Florida A&M	10	5	0	Penn	11	5	0
vs. La Salle	16	7	0	vs Stanford	3	3	0
N. Florida	13	6	0	vs Iowa State	5	6	0
at Minnesota	23	2	0	vs Florida	10	6	1
vs. Princeton	9	1	0	Rutgers	14	7	0
Boston U.	6	6	1	vs Wofford	2	1	0
at GW	15	12	0	SC State	5	3	0
at Hawai'i	16	6	0	FAU	9	10	0
vs. NMSU	10	9	1	GW	2	1	0
vs. MTSU	21	3	0	Columbia	4	1	0
at Pitt	8	7	0	NC State	0	0	1
at Ga. Tech	13	8	1	at Syracuse	6	3	1
FSU	20	8	1	Notre Dame	2	0	0
at Clemson	10	7	2	at Pittsburgh	4	3	0
Duke	18	13	1	at Wake Forest	9	8	0
at NC State	8	2	0	at Duke	7	3	0
Louisville.	18	12	0	Boston Coll.	8	3	1
at FSU	8	6	0	North Carolina	5	1	0
Pittsburgh	11	6	1	Florida State	7	1	0
at Va. Tech	3	4	0	at NC State	3	2	0
Wake Forest	10	10	0	Virginia Tech	3	5	0
at BC	2	4	1	at Louisville	4	3	1
Virginia	0	3	0	Georgia Tech	13	2	0
Syracuse	7	10	0	Clemson	6	1	0
at ND	7	3	0	at Virginia	1	1	0
BC	16	9	2	Duke	2	1	0
at UNC	14	8	0	at Va Tech	0	1	0
Va. Tech	9	4	0	vs Florida St.	5	2	0
vs. UNC	5	7	0	vs Syracuse	DNP		
vs. Loyola	11	7	1	vs UNC	1	1	0
				vs Michigan St.	8	0	0

SEASON/CAREER HIGHS

Points
 Season: –
 Career: 23 at Minnesota, 11/29/17
 ACC: 20 Florida State, 1/7/18

Rebounds
 Season: –
 Career: 13 Duke, 1/15/18
 ACC: 13 Duke, 1/15/18

Assists
 Season: –
 Career: 2 3x, last vs. BC, 2/24/18
 ACC: 2 2x, last vs. BC, 2/24/18

Steals
 Season: –
 Career: 2 4x, last at Florida St., 1/27/18
 ACC: 2 2x, last at Florida St., 1/27/18

Blocked Shots
 Season: –
 Career: 3 2x, last vs. Boston U., 12/5/17
 ACC: 3 Virginia Tech, 2/8/17

Field Goals
 Season: –
 Career: 10 at Minnesota, 11/29/17
 ACC: 8 2x, last vs. Duke, 1/15/18

Field-Goal Attempts
 Season: –
 Career: 16 2x, last vs. Duke, 1/15/18
 ACC: 16 Duke, 1/15/18

Free Throws
 Season: –
 Career: 7 Middle Tennessee, 12/25/17
 ACC: 5 2x, last at Georgia Tech, 1/3/18

Free-Throw Attempts
 Season: –
 Career: 8 Middle Tennessee, 12/25/17
 ACC: 7 Florida State, 1/7/18

3-Point Field Goals
 Season: –
 Career: –
 ACC: –

3-Point Field-Goal Attempts
 Season: –
 Career: 1 5x, last vs. Duke, 1/15/18
 ACC: 1 4x, last vs. Duke, 1/15/18

Minutes
 Season: –
 Career: 36 at Florida State, 1/27/18
 ACC: 36 at Florida State, 1/27/18

CAREER DOUBLE-DOUBLES

15p, 12r at George Washington, 12/16/17
 14p, 10r vs. Navy, 11/12/17
 18p, 13r vs. Duke, 1/15/18
 18p, 12r vs. Louisville, 1/24/18
 10p, 10r vs. Wake Forest, 2/7/18

HERNANDEZ'S CAREER STATISTICS												3-Point				Free Throws				Rebounds				Scoring			
Season	GP	GS	Min.	Avg.	FG	FGA	Pct.	FG	FGA	Pct.	FT	FTA	Pct.	Off.	Def.	Tot.	Avg.	PF	FO	Ast.	TO	Blk	Stl	Pts.	Avg.		
2016-17	32	15	557	17.4	77	145	.531	0	2	.000	33	51	.647	45	54	99	3.1	61	0	6	30	25	13	187	5.8		
2017-18	32	32	825	25.8	147	255	.576	0	3	.000	71	103	.689	65	148	213	6.7	60	0	14	44	31	16	365	11.4		
2018-19	–	–	–	–	–	–	–	–	–	–	–	–	–	–	–	–	–	–	–	–	–	–	–	–	–		
TOTAL	64	47	1382	21.6	224	400	.560	0	5	.000	104	154	.675	110	202	312	4.9	121	0	20	74	56	29	552	8.6		



15 EBUKA IZUNDU

Sr. • 6-10 • 232 • Center
Charlotte, North Carolina / Lagos, Nigeria
Victory Christian Center

CAREER

• Fourth in career blocked shots (75) among active ACC players

2018-19 HIGHLIGHTS

- Leads ACC and ranks eighth nationally in offensive rebounds (3.71/game)
- Third in ACC and 32nd nationally in rebounding (9.4); eighth in ACC in blocks (1.59/game)
- Owns six double-doubles this season (tied for fourth most among ACC players)
- Had 19 points and 13 rebounds against FAU (12/22); first UM player to record back-to-back double-doubles since Tonye Jekiri in November 2015
- Recorded double-double with 15 points, 11 rebounds in career-high 34 minutes against Houston Baptist (12/19)
- Posted double-double with 12 points, 12 rebounds against Rutgers (11/28); missed several stretches in game with cramps
- Averaged 10.3 ppg and 6.3 rpg in three games at Wooden Legacy; scored in double figures in each game
- Had career night against Stephen F. Austin (11/13), recording career highs in points (22), rebounds (19), blocks (four) and assists (three). He also tied a career best with three steals.
- It was the most rebounds by a UM player since Reggie Johnson piled up 20 boards on March 16, 2011, against FAU.
- Just missed double-double in opener with 10 points, nine rebounds against Lehigh (11/9)

2018-19 GAME-BY-GAME

	GS	Min	FG	Pct	3FG	Pct	FT	Pct	O-D-T	Avg	PF	FO	A	TO	Blk	Stl	Pts	Avg
Lehigh	*	28	3-5	.600	0-0	.000	4-6	.667	4-5-9	9.0	3	0	1	2	3	0	10	10.0
Stephen F. Austin	*	32	11-13	.846	0-0	.000	0-1	.000	11-8-19	14.0	1	0	3	0	4	3	22	16.0
Bethune-Cookman	*	27	2-8	.250	0-0	.000	1-2	.500	3-1-4	10.7	5	1	1	2	3	0	5	12.3
vs La Salle	*	23	5-5	1.000	0-0	.000	0-0	.000	2-6-8	10.0	4	0	1	5	1	1	10	11.8
vs Fresno State	*	21	3-3	1.000	0-0	.000	4-5	.800	1-5-6	9.2	5	1	1	0	1	0	10	11.4
vs Seton Hall	*	21	3-4	.750	1-1	1.000	4-6	.667	1-4-5	8.5	4	0	1	2	2	0	11	11.3
Rutgers	*	26	5-8	.625	0-1	.000	2-2	1.000	4-8-12	9.0	2	0	1	2	1	0	12	11.4
vs Yale	*	29	8-11	.727	0-0	.000	3-4	.750	2-7-9	9.0	2	0	0	0	2	0	19	12.4
at Penn	*	26	4-8	.500	0-0	.000	1-1	1.000	4-3-7	8.8	5	1	2	0	0	2	9	12.0
Houston Baptist	*	34	6-8	.750	0-0	.000	3-4	.750	4-7-11	9.0	0	0	2	1	4	2	15	12.3
Florida Atlantic	*	31	9-11	.818	0-0	.000	1-2	.500	2-11-13	9.4	1	0	0	1	3	2	19	12.9
Campbell	*	30	2-4	.500	0-0	.000	0-0	.000	2-6-8	9.3	1	0	2	1	1	1	4	12.2
NC State	*	36	4-8	.500	0-1	.000	2-5	.400	7-4-11	9.4	2	0	2	1	0	0	10	12.0
at Louisville	*	26	1-5	.200	0-0	.000	6-7	.857	5-5-10	9.4	3	0	0	3	0	0	8	11.7
at Florida State	*	27	6-10	.600	0-0	.000	1-1	1.000	5-4-9	9.4	4	0	1	1	0	0	13	11.8
Wake Forest	*	28	5-7	.714	0-0	.000	1-2	.500	3-8-11	9.5	4	0	3	4	1	1	11	11.8
North Carolina	*	32	6-10	.600	0-0	.000	1-1	1.000	3-5-8	9.4	3	0	1	1	1	1	13	11.8

SEASON/CAREER HIGHS

Points
Season: 22 Stephen F. Austin, 11/13/18
Career: 22 Stephen F. Austin, 11/13/18
ACC: 16 at NC State, 2/4/17

Rebounds
Season: 19 Stephen F. Austin, 11/13/18
Career: 19 Stephen F. Austin, 11/13/18
ACC: 11 2x, last vs. Wake Forest, 1/12/19

Assists

Season: 3 Wake Forest, 1/12/19
Career: 3 Wake Forest, 1/12/19
ACC: 3 Wake Forest, 1/12/19

Steals

Season: 3 Stephen F. Austin, 11/13/18
Career: 3 2x, last vs. SFA, 11/13/18
ACC: 3 at Notre Dame, 2/19/18

Blocked Shots

Season: 4 2x, last vs. HBU, 12/19/18
Career: 4 2x, last vs. HBU, 12/19/18
ACC: 3 Notre Dame, 1/12/17

Field Goals

Season: 11 Stephen F. Austin, 11/13/18
Career: 11 Stephen F. Austin, 11/13/18
ACC: 7 2x, last at Notre Dame, 2/19/18

Field-Goal Attempts

Season: 13 Stephen F. Austin, 11/13/18
Career: 13 Stephen F. Austin, 11/13/18
ACC: 10 3x, last vs. UNC, 1/19/19

3-Point Field Goals

Season: 1 vs. Seton Hall, 11/25/18
Career: 1 vs. Seton Hall, 11/25/18
ACC: -

3-Point Field Goal Attempts

Season: 1 vs. Seton Hall, 11/25/18
Career: 1 vs. Seton Hall, 11/25/18
ACC: -

Free Throws

Season: 6 at Louisville, 1/6/19
Career: 6 at Louisville, 1/6/19
ACC: 6 at Louisville, 1/6/19

Free-Throw Attempts

Season: 7 at Louisville, 1/6/19
Career: 7 2x, last vs. Louisville, 1/6/19
ACC: 7 at Louisville, 1/6/19

Minutes

Season: 36 NC State, 1/3/19
Career: 36 NC State, 1/3/19
ACC: 36 NC State, 1/3/19

CAREER DOUBLE-DOUBLES

14p, 10r vs. Gardner-Webb, 11/10/17
22p, 19r vs. Stephen F. Austin, 11/13/18
12p, 12r vs. Rutgers, 11/28/18
15p, 11r vs. Houston Baptist, 12/19/18
19p, 13r vs. Florida Atlantic, 12/22/18
10p, 11r vs. NC State, 1/3/19
11p, 11r vs. Wake Forest, 1/12/19

IZUNDU'S CAREER STATISTICS										3-Point			Free Throws			Rebounds					Scoring				
Season	GP	GS	Min.	Avg.	FG	FGA	Pct.	FG	FGA	Pct.	FT	FTA	Pct.	Off.	Def.	Tot.	Avg.	PF	FO	Ast.	TO	Blk	Stl	Pts.	Avg.
2015-16	15	0	79	5.3	10	16	.625	0	0	.000	12	19	.632	13	6	19	1.3	17	0	3	5	3	2	32	2.1
2016-17	32	7	417	13.0	53	98	.541	0	0	.000	29	42	.690	47	50	97	3.0	75	2	6	27	25	7	135	4.2
2017-18	32	2	467	14.6	72	104	.692	0	0	.000	16	34	.471	56	64	120	3.8	76	1	8	27	15	160	5.0	
2018-19	17	17	477	28.1	83	128	.648	1	3	.333	34	49	.694	63	97	160	9.4	49	3	22	26	27	13	201	11.8
TOTAL	96	28	1440	15.0	218	346	.630	1	3	.333	91	144	.632	179	217	396	4.1	217	6	39	85	75	37	528	5.5



5 ZACH JOHNSON

R-Sr. • 6-2 • 192 • Guard
Miami, Florida
Florida Gulf Coast Univ./Norland HS

CAREER

- Ranks 36th nationally in career scoring among active Division I players (1,575)
- Also ranks 19th nationally in career steals (174), 30th in games (120) and 48th in assists (360)
- One of 11 active players nationally with 1,500 career points and 350 career assists
- Has 15 career 20-point games

2018-19 HIGHLIGHTS

- Averaging 15.3 ppg in seven road/neutral games this season
- Scored 21 points in ACC opener against NC State; marks second time in his career he has scored 20-plus in back-to-back games
- Scored 22 points (5-6 3FG) against Campbell to reach 1,500 career points (12/29)
- Named to Wooden Legacy All-Tournament Team
- Averaged 18.0 ppg in three games at Wooden Legacy
- Made first Miami start at Wooden Legacy in championship game vs. Seton Hall (11/25)
- Scored season-high 24 points, including go-ahead putback dunk with 0.6 seconds remaining, in win over Fresno State (11/23)
- Played 22 minutes and scored five points in Miami debut against Lehigh (11/9)

2018-19 GAME-BY-GAME

	GS	Min	FG	Pct	3FG	Pct	FT	Pct	O-D-T	Avg	PF	FO	A	TO	Blk	Stl	Pts	Avg
Lehigh	22	2-6	.333	1-3	.333	0-1	.000	0-0-0	0.0	1	0	3	4	0	2	5	5.0	
Stephen F. Austin	28	5-11	.455	3-5	.600	2-4	.500	1-2-3	1.5	1	0	4	3	0	0	15	10.0	
Bethune-Cookman	29	3-10	.300	0-3	.000	3-6	.500	1-2-3	2.0	2	0	0	0	1	1	9	9.7	
vs La Salle	27	3-8	.375	1-3	.333	5-7	.714	0-4-4	2.5	0	0	5	1	0	1	12	10.3	
vs Fresno State	34	8-16	.500	1-4	.250	7-11	.636	1-1-2	2.4	3	0	3	0	0	2	24	13.0	
vs Seton Hall	* 37	5-7	.714	2-3	.667	6-6	1.000	0-3-3	2.5	2	0	2	2	0	0	18	13.8	
Rutgers	* 37	6-15	.400	0-4	.000	0-3	.000	2-2-4	2.7	2	0	2	2	2	3	12	13.6	
vs Yale	* 35	3-9	.333	0-2	.000	5-5	1.000	0-3-3	2.8	2	0	5	1	0	1	11	13.3	
at Penn	29	7-14	.500	1-5	.200	2-3	.667	0-1-1	2.6	0	0	1	1	1	0	17	13.7	
Houston Baptist	27	4-8	.500	1-3	.333	0-2	.000	0-1-1	2.4	3	0	2	4	0	3	9	13.2	
Florida Atlantic	23	2-6	.333	0-2	.000	2-2	1.000	0-3-3	2.5	3	0	0	1	1	2	6	12.5	
Campbell	26	5-6	.833	5-6	.833	7-9	.778	0-5-5	2.7	3	0	2	3	1	2	22	13.3	
NC State	32	7-17	.412	2-5	.400	5-10	.500	1-4-5	2.8	1	0	4	1	0	2	21	13.9	
at Louisville	* 37	7-14	.500	1-4	.250	4-6	.667	0-4-4	2.9	1	0	0	3	0	3	19	14.3	
at Florida State	* 34	2-11	.182	0-3	.000	2-4	.500	1-5-6	3.1	3	0	0	5	0	2	6	13.7	
Wake Forest	* 34	2-7	.286	2-5	.400	2-2	1.000	0-5-5	3.3	1	0	3	0	1	2	8	13.4	
North Carolina	* 36	5-12	.417	0-3	.000	7-10	.700	0-5-5	3.4	2	0	3	3	0	2	17	13.6	

JOHNSON'S CAREER STATISTICS

Season	GP	GS	Min.	Avg.	3-Point			Free Throws			Rebounds				Scoring										
					FG	FGA	Pct.	FT	FTA	Pct.	Off.	Def.	Tot.	Avg.	Pts.	Avg.									
2015-16*	35	20	941	26.9	141	298	.473	27	71	.380	78	120	.650	11	78	89	2.5	83	2	115	82	19	31	387	11.1
2016-17*	33	32	967	29.3	136	357	.381	54	157	.344	67	106	.632	18	75	93	2.8	77	2	102	88	12	45	393	11.9
2017-18*	35	35	1134	32.4	203	433	.469	69	176	.392	89	114	.781	15	100	115	3.3	72	2	104	79	5	70	564	16.1
2018-19	17	7	527	31.0	76	177	.429	20	63	.317	59	91	.648	7	50	57	3.4	30	0	39	34	7	28	231	13.6
Total	120	85	3569	29.7	556	1265	.440	170	467	.364	293	431	.680	51	303	354	3.0	262	6	360	283	45	172	1575	13.1

* at Florida Gulf Coast

SEASON/CAREER HIGHS

Points

Season: 24 vs. Fresno State, 11/23/18
 Career: 37* vs. Lipscomb, 3/4/18
 ACC: 21 NC State, 1/3/19

Rebounds

Season: 6 at Florida State, 1/9/19
 Career: 7* North Florida, 1/29/18
 ACC: 6 at Florida State, 1/9/19

Assists

Season: 5 2x, last vs. Yale, 12/1/18
 Career: 9* at Georgia Southern, 12/4/16
 ACC: 4 NC State, 1/3/19

Steals

Season: 3 3x, last at Louisville, 1/6/19
 Career: 4* 8x, last vs. Lipscomb, 2/17/18
 ACC: 3 at Louisville, 1/6/19

Field Goals Made

Season: 8 vs. Fresno State, 11/23/18
 Career: 11* 2x, last vs. Stetson, 2/26/18
 ACC: 7 NC State, 1/3/19

Field Goals Attempted

Season: 17 NC State, 1/3/19
 Career: 19* 2x, last vs. Lipscomb, 3/4/18
 ACC: 17 NC State, 1/3/19

Free Throws Made

Season: 7 3x, last vs. UNC, 1/19/19
 Career: 9* at Lipscomb, 1/14/17
 ACC: 7 UNC, 1/19/19

Free Throws Attempted

Season: 11 vs. Fresno State, 11/23/18
 Career: 15* Siena, 12/9/16
 ACC: 10 2x, last vs. UNC, 1/19/19

3-Point Field Goals Made

Season: 5 Campbell, 12/29/18
 Career: 9* vs. Lipscomb, 3/4/18
 ACC: 2 3x, last vs. Wake, 1/12/19

3-Point Field Goals Attempted

Season: 6 Campbell, 12/29/18
 Career: 13* vs. Lipscomb, 3/4/18
 ACC: 5 2x, last vs. Wake, 1/12/19

Minutes

Season: 37 3x, last at Louisville, 1/6/19
 Career: 42* 2x, last at USC Upstate, 2/18/17
 ACC: 37 at Louisville, 1/6/19

*while at Florida Gulf Coast



3 ANTHONY LAWRENCE II

Sr. • 6-7 • 207 • Guard
St. Petersburg, Florida
Lakewood Senior HS

CAREER

- Fifth in career rebounds (484) and sixth in blocked shots (74) among active ACC players
- Needs nine steals to reach Miami's career top 10

2018-19 HIGHLIGHTS

- Ranks 16th in ACC in minutes played (31.9/game)
- Has hit at least one 3-pointer in 11 straight games
- Scored 18 points against North Carolina (1/19)
- Approached a triple-double with 17 points, eight rebounds and career-high eight assists against FAU (12/22)
- Averaged 10.0 ppg in three games at Wooden Legacy
- Scored 17 points in Wooden Legacy championship game against Seton Hall (11/25)
- Recorded third career double (19 pts, 12 rebs) in season opener against Lehigh (11/9)

2017-18				2016-17				2015-16			
Opponent	P	R	A	Opponent	P	R	A	Opponent	P	R	A
Gard-Webb	3	7	1	WCU	14	5	1	UTRGV	1	2	0
Navy	10	7	2	at N. Florida	4	4	0	Louisiana	12	6	4
Florida A&M	11	4	1	Penn	0	3	2	vs. Miss. St.	10	4	2
vs. La Salle	7	10	5	vs Stanford	18	3	1	vs. Utah	0	0	2
N. Florida	14	4	3	vs Iowa State	6	2	0	vs. Butler	7	1	1
at Minnesota	8	7	4	vs Florida	2	3	2	Northeastern	0	1	0
vs. Princeton	5	10	3	Rutgers	8	4	0	at Nebraska	13	7	0
Boston U.	5	2	6	vs Wofford	3	5	1	Charlotte	9	1	1
at GW	5	9	3	SC State	5	7	1	Charleston	11	2	1
at Hawaii	11	4	0	FAU	13	6	0	at La Salle	2	2	3
vs. NMSU	4	4	1	GW	2	2	2	Princeton	0	1	0
vs. MTSU	9	5	2	Columbia	10	5	1	Syracuse	1	2	0
at Pitt	12	6	2	NC State	6	5	1	Florida State	0	0	0
at Ga. Tech	9	12	1	at Syracuse	0	0	1	at Virginia	0	1	0
FSU	1	12	0	Notre Dame	6	9	1	at Clemson	3	1	0
at Clemson	16	4	0	at Pittsburgh	9	5	2	at BC	0	0	1
Duke	13	7	1	at Wake	16	0	2	Wake Forest	0	0	0
at NC State	15	3	4	at Duke	0	0	0	at NC State	0	0	0
Louisville	2	6	1	Boston Coll.	7	6	1	Notre Dame	18	2	0
at FSU	19	5	1	North Carolina	3	4	4	at Ga Tech	5	3	3
Pittsburgh	10	10	3	Florida State	2	2	1	Pittsburgh	2	1	0
at Va. Tech	25	13	2	at NC State	19	4	2	at Florida St	3	1	1
Wake Forest	4	4	2	Virginia Tech	12	4	3	Virginia Tech	5	2	0
at BC	6	9	4	at Louisville	7	3	3	at UNC	11	4	2
Virginia	2	7	2	Georgia Tech	4	4	2	Virginia	1	3	2
Syracuse	4	4	5	Clemson	10	4	5	Louisville	3	2	1
at ND	7	6	6	at Virginia	4	6	5	at Notre Dame	0	1	2
BC	13	9	0	Duke	2	3	2	at Va Tech	2	4	0
at UNC	6	3	2	at Va Tech	18	5	1	vs. Va Tech	4	2	1
Va. Tech	8	6	3	vs Florida St	2	1	1	vs. Virginia	5	4	0
vs. UNC	12	6	1	vs Syracuse	3	2	4	vs. Buffalo	0	0	0
vs. Loyola	4	3	1	vs UNC	6	3	1	vs. Wichita St	0	2	0
				vs Mich. State	3	3	0	vs. Villanova	8	1	0

2018-19 GAME-BY-GAME

	GS	Min	FG	Pct	3FG	Pct	FT	Pct	O-D-T	Avg	PF	FO	A	TO	Blk	Stl	Pts	Avg
Lehigh	* 35	5-9	.556	4-7	.571	5-6	.833	1-11	12	12.0	2	0	2	0	3	3	19	19.0
Stephen F. Austin	* 31	8-12	.667	2-4	.500	0-0	.000	0-3	3	7.5	0	0	3	1	1	2	18	18.5
Bethune-Cookman	* 37	4-11	.364	1-5	.200	4-4	1.000	2-7	9	8.0	1	0	2	4	0	1	13	16.7
vs La Salle	* 32	3-8	.375	0-4	.000	0-0	.000	0-5	5	7.3	2	0	3	4	2	2	6	14.0
vs Fresno State	* 31	2-5	.400	0-1	.000	3-3	1.000	1-4	5	6.8	3	0	3	5	0	1	7	12.6
vs Seton Hall	* 32	8-16	.500	0-5	.000	1-2	.500	0-2	2	6.0	4	0	1	4	1	1	17	13.3
Rutgers	* 36	6-13	.462	4-8	.500	0-0	.000	1-7	8	6.3	1	0	4	0	2	1	16	13.7
vs Yale	* 37	4-13	.308	1-8	.125	0-0	.000	1-7	8	6.5	3	0	3	2	0	2	9	13.1
at Penn	* 34	3-6	.500	1-2	.500	2-4	.500	0-3	3	6.1	2	0	2	1	1	0	9	12.7
Houston Baptist	* 33	6-12	.500	4-7	.571	1-2	.500	1-4	5	6.0	1	0	2	3	2	3	17	13.1
Florida Atlantic	* 33	6-12	.500	3-8	.375	2-2	1.000	2-6	8	6.2	2	0	8	3	0	1	17	13.5
Campbell	* 34	5-11	.455	1-4	.250	0-0	.000	0-8	8	6.3	2	0	3	3	1	2	11	13.3
NC State	* 28	4-7	.571	3-4	.750	1-4	.250	1-5	6	6.3	1	0	3	2	1	2	12	13.2
at Louisville	* 24	1-6	.167	1-5	.200	1-2	.500	0-1	1	5.9	3	0	1	2	0	1	4	12.5
at Florida State	* 32	4-9	.444	1-3	.333	5-6	.833	0-4	4	5.8	3	0	2	4	0	0	14	12.6
Wake Forest	* 24	1-3	.333	1-2	.500	0-1	.000	0-2	2	5.6	4	0	2	6	2	1	3	12.0
North Carolina	* 30	5-7	.714	3-4	.750	5-6	.833	0-0	0	5.2	4	0	0	1	1	1	18	12.4

LAWRENCE'S CAREER STATISTICS

Season	GP	GS	Min.	Avg.	FG	FGA	Pct.	3FG	3FGA	Pct.	FT	FTA	Pct.	-----	Rebounds	-----	Scoring								
														Off.	Def.	Tot.	Avg.	PF	FO	Ast.	TO	Blk	Stl	Pts.	Avg.
2015-16	33	0	397	12.0	47	92	.511	18	42	.429	24	40	.600	29	34	63	1.9	39	0	27	13	11	17	136	4.1
2016-17	33	18	857	26.0	72	173	.416	35	99	.354	45	62	.726	27	97	124	3.8	78	1	57	47	15	42	224	6.8
2017-18	32	31	975	30.5	100	214	.467	38	88	.432	43	63	.683	45	163	208	6.5	81	2	74	53	31	46	281	8.8
2018-19	17	17	543	31.9	75	160	.469	30	81	.370	30	42	.714	10	79	89	5.2	38	0	44	45	17	24	210	12.4
TOTAL	115	66	2772	24.1	294	639	.460	121	310	.390	142	207	.686	111	373	484	4.2	236	3	202	158	74	129	851	7.4

SEASON/CAREER HIGHS

Points

Season: 19 Lehigh, 11/9/18
 Career: 25 at Virginia Tech, 2/3/18
 ACC: 25 at Virginia Tech, 2/3/18

Rebounds

Season: 12 Lehigh, 11/9/18
 Career: 13 at Virginia Tech, 2/3/18
 ACC: 13 at Virginia Tech, 2/3/18

Assists

Season: 8 Florida Atlantic, 12/22/18
 Career: 8 Florida Atlantic, 12/22/18
 ACC: 6 at Notre Dame, 2/19/18

Steals

Season: 3 2x, last vs. HBU, 12/19/18
 Career: 5 Duke, 1/15/18
 ACC: 5 Duke, 1/15/18

Blocked Shots

Season: 3 Lehigh, 11/9/18
 Career: 3 6x, last vs. Lehigh, 11/9/18
 ACC: 3 2x, last at Virginia Tech, 2/3/18

Field Goals

Season: 8 2x, last vs. Seton Hall, 11/25/18
 Career: 9 at Virginia Tech, 2/3/18
 ACC: 9 at Virginia Tech, 2/3/18

Field-Goal Attempts

Season: 16 vs. Seton Hall, 11/25/18
 Career: 16 vs. Seton Hall, 11/25/18
 ACC: 13 Boston College, 2/24/18

Free Throws

Season: 5 3x, last vs. UNC, 1/19/19
 Career: 6 North Florida, 11/25/17
 ACC: 5 2x, last vs. UNC, 1/19/19

Free-Throw Attempts

Season: 6 3x, last vs. UNC, 1/19/19
 Career: 7 North Florida, 11/25/17
 ACC: 6 2x, last vs. UNC, 1/19/19

3-Point Field Goals

Season: 4 3x, last vs. HBU, 12/19/18
 Career: 4 6x, last vs. HBU, 12/19/18
 ACC: 4 3x, last at Florida State, 1/27/18

3-Point Field-Goal Attempts

Season: 8 3x, last vs. FAU, 12/22/18
 Career: 9 5x, at Virginia Tech, 2/27/17
 ACC: 9 4x, at Virginia Tech, 2/27/17

Minutes

Season: 38 Rutgers, 11/28/18
 Career: 40 at Virginia, 2/20/17
 ACC: 40 at Virginia, 2/20/17

CAREER DOUBLE-DOUBLES

10p, 10r vs. Pitt, 1/31/18
 25p, 13r at Virginia Tech, 2/3/18
 19p, 12r vs. Lehigh, 11/9/18



CHRIS LYKES

So. • 5-7 • 157 • Guard
Mitchellville, Maryland
Gonzaga College HS

2018-19 HIGHLIGHTS

- Owns seven games of 20 or more points this season (seventh most in ACC)
- Scored 16 or more points in 13 of 17 games this season, including six straight currently
- Has upped his scoring average by 8.5 ppg this season (9.6 to 18.1), which ranks second among ACC players (Louisville's Jordan Nwora, +12.8 ppg)
- Has played at least 30 minutes in 14 of 17 games (ranks eighth in ACC in minutes at 33.5/game)
- Has hit 20 straight free throws, dating to FSU game; leads all ACC players in free-throw shooting in conference games (93.5%, 29-for-31)
- Scored 25 points against Wake Forest, including 14-of-14 from free-throw line which is second best FT performance in program history (Jack McClinton, 16-16 vs. NC State, March 7, 2009)
- Scored career-high 28 points on 10-of-15 shooting in ACC opener against NC State (1/3)
- Averaged 17.7 ppg in three games at Wooden Legacy
- Scored 20 or more points in each of the first three games this season, becoming first UM player since Joe Wylie in 1989 to do so to begin a season
- First UM player to record three straight 20-point efforts since Shane Larkin put up 20 or more points in consecutive games in 2013
- Scored 22 points and also played career-best 39 minutes in season opener against Lehigh (11/9)

2018-19 GAME-BY-GAME

	GS	Min	FG	Pct	3FG	Pct	FT	Pct	O-D-T	Avg	PF	FO	A	TO	Blk	Stl	Pts	Avg
Lehigh	*	39	5-17	.294	4-8	.500	8-11	.727	1-4-5	5.0	3	0	4	2	0	2	22	22.0
Stephen F. Austin	*	28	7-12	.583	2-5	.400	4-5	.800	0-2-2	3.5	1	0	6	1	0	3	20	21.0
Bethune-Cookman	*	36	7-16	.438	3-8	.375	4-5	.800	0-2-2	3.0	3	0	6	2	0	2	21	21.0
vs La Salle	*	29	5-7	.714	1-1	1.000	7-8	.875	0-1-1	2.5	2	0	0	3	0	2	18	20.3
vs Fresno State	*	35	6-16	.375	2-8	.250	3-4	.750	0-5-5	3.0	3	0	2	4	0	3	17	19.6
vs Seton Hall	*	37	7-13	.538	2-5	.400	2-2	1.000	0-4-4	3.2	4	0	2	5	0	2	18	19.3
Rutgers	*	32	3-11	.273	2-6	.333	0-0	.000	0-2-2	3.0	2	0	4	5	0	1	8	17.7
vs Yale	*	34	5-13	.385	1-5	.200	1-2	.500	0-0-0	2.6	3	0	3	5	0	1	12	17.0
at Penn	*	31	5-15	.333	0-4	.000	6-8	.750	0-4-4	2.8	4	0	5	4	0	0	16	16.9
Houston Baptist	*	31	5-9	.556	1-2	.500	3-5	.600	1-4-5	3.0	1	0	4	4	0	0	14	16.6
Florida Atlantic	*	29	5-12	.417	0-4	.000	2-2	1.000	0-1-1	2.8	4	0	7	2	0	3	12	16.2
Campbell	*	35	7-12	.583	4-8	.500	3-8	.375	0-2-2	2.8	2	0	2	6	0	2	21	16.6
NC State	*	35	10-15	.667	3-4	.750	5-6	.833	0-0-0	2.5	3	0	2	2	0	1	28	17.5
at Louisville	*	33	6-12	.500	2-5	.400	4-5	.800	1-3-4	2.6	1	0	4	2	0	0	18	17.5
at Florida State	*	35	5-12	.417	1-3	.333	6-6	1.000	0-3-3	2.7	3	0	2	2	0	1	17	17.5
Wake Forest	*	35	5-11	.455	1-4	.250	14-14	1.000	0-2-2	2.6	1	0	4	2	0	0	25	17.9
North Carolina	*	36	8-16	.500	4-8	.500	0-0	.000	1-2-3	2.6	2	0	6	3	0	2	20	18.1

2017-18

Opponent	P	R	A
Gard-Webb	3	1	1
Navy	8	1	2
Florida A&M	13	1	4
vs. La Salle	0	1	0
N. Florida	10	0	4
at Minnesota	10	1	0
vs. Princeton	5	1	2
Boston U.	8	0	0
at GW	3	0	1
at Hawai'i	7	5	0
vs. NMSU	1	1	0
vs. MTSU	8	0	2
at Pitt	10	1	0
at Ga. Tech	8	0	5
FSU	18	1	2
at Clemson	13	1	1
Duke	13	1	2
at NC State	6	2	5
Louisville.	9	0	4
at FSU	0	0	5
Pittsburgh	13	3	5
at Va. Tech	6	2	0
Wake Forest	13	2	5
at BC	16	3	2
Virginia	19	1	1
Syracuse	14	0	4
at ND	9	1	1
BC	15	0	3
at UNC	18	1	4
Va. Tech	15	1	7
vs. UNC	6	1	1
vs. Loyola	10	6	2

SEASON/CAREER HIGHS

Points

Season: 28 NC State, 1/3/19
 Career: 28 NC State, 1/3/19
 ACC: 28 NC State, 1/3/19

Rebounds

Season: 5 3x, last vs. HBU, 12/19/18
 Career: 6 vs. Loyola Chicago, 3/15/18
 ACC: 4 at Louisville, 1/6/19

Assists

Season: 7 Florida Atlantic, 12/22/18
 Career: 7 2x, last vs. FAU, 12/22/18
 ACC: 7 Virginia Tech, 3/3/18

Steals

Season: 3 3x, last vs. FAU, 12/22/18
 Career: 3 4x, last vs. FAU, 12/22/18
 ACC: 2 2x, last vs. UNC, 1/19/19

Blocked Shots

Season: -
 Career: 1 at NC State, 1/21/18
 ACC: 1 at NC State, 1/21/18

Field Goals

Season: 10 NC State, 1/3/19
 Career: 10 NC State, 1/3/19
 ACC: 10 NC State, 1/3/19

Field-Goal Attempts

Season: 17 Lehigh, 11/9/18
 Career: 17 Lehigh, 11/9/18
 ACC: 16 2x, last vs. UNC, 1/19/19

Free Throws

Season: 14 Wake Forest, 1/12/19
 Career: 14 Wake Forest, 1/12/19
 ACC: 14 Wake Forest, 1/12/19

Free-Throw Attempts

Season: 14 Wake Forest, 1/12/19
 Career: 14 Wake Forest, 1/12/19
 ACC: 14 Wake Forest, 1/12/19

3-Point Field Goals

Season: 4 3x, last vs. UNC, 1/19/19
 Career: 4 4x, last vs. UNC, 1/19/19
 ACC: 4 2x, last vs. UNC, 1/19/19

3-Point Field-Goal Attempts


Season: 8 4x, last vs. UNC, 1/19/19
 Career: 10 Syracuse, 2/17/18
 ACC: 10 Syracuse, 2/17/18

Minutes

Season: 39 Lehigh, 11/9/18
 Career: 39 Lehigh, 11/9/18
 ACC: 36 North Carolina, 1/19/19

LYKES' CAREER STATISTICS

Season	GP	GS	Min.	Avg.	FG			3-Point			Free Throws			Rebounds				Scoring							
					FGA	Pct.	3FGA	Pct.	FT	FTA	Pct.	Off.	Def.	Tot.	Avg.	PF	FO	Ast.	TO	Blk	Stl	Pts.	Avg.		
2017-18	32	10	690	21.6	100	249	.402	48	139	.345	59	82	.720	3	36	39	1.2	70	0	75	58	1	25	307	9.6
2018-19	17	17	570	33.5	101	219	.461	33	88	.375	72	91	.791	4	41	45	2.6	42	0	63	54	0	25	307	18.1
TOTAL	49	27	1260	25.7	201	468	.429	81	227	.357	131	173	.757	7	77	84	1.7	112	0	138	112	1	50	614	12.5



13 ANTHONY MACK

R-Fr. • 6-6 • 214 • Guard
 Las Vegas, Nevada
 Univ. of Wyoming/Blair Academy (N.J.)

2018-19 HIGHLIGHTS

- Scored season-high nine points in 27 minutes against Wake Forest (1/12)
- Made first college start at Louisville (1/6)
- Played 27 minutes off bench in ACC opener against NC State (1/3)
- Scored six points against HBU (12/19) and eight against FAU (12/22)
- Played eight minutes in his Miami debut in season opener vs. Lehigh (11/9)
- Joined team this summer after transferring from Wyoming
- Granted waiver from NCAA to gain immediate eligibility following transfer

CAREER HIGHS


- Points**
 Career: 9 Wake Forest, 1/12/19
 ACC: 9 Wake Forest, 1/12/19
- Rebounds**
 Career: 4 Houston Baptist, 12/19/18
 ACC: 3 2x, last vs. Wake Forest, 1/12/19
- Assists**
 Career: 4 at Florida State, 1/9/19
 ACC: 4 at Florida State, 1/9/19
- Steals**
 Career: 1 4x, last vs. Wake Forest, 1/12/19
 ACC: 1 2x, last vs. Wake Forest, 1/12/19
- Blocked Shots**
 Career: 1 Wake Forest, 1/12/19
 ACC: 1 Wake Forest, 1/12/19
- Field Goals**
 Career: 3 2x, last vs. Wake Forest, 1/12/19
 ACC: 3 Wake Forest, 1/12/19
- Field-Goal Attempts**
 Career: 7 2x, last vs. Wake Forest, 1/12/19
 ACC: 7 2x, last vs. Wake Forest, 1/12/19
- Free Throws**
 Career: 1 Wake Forest, 1/12/19
 ACC: 1 Wake Forest, 1/12/19
- Free-Throw Attempts**
 Career: 2 Wake Forest, 1/12/19
 ACC: 2 Wake Forest, 1/12/19
- 3-Point Field Goals**
 Career: 2 3x, last vs. Wake Forest, 1/12/19
 ACC: 2 Wake Forest, 1/12/19
- 3-Point Field-Goal Attempts**
 Career: 6 NC State, 1/3/19
 ACC: 6 NC State, 1/3/19
- Minutes**
 Career: 27 2x, last vs. Wake Forest, 1/12/19
 ACC: 27 2x, last vs. Wake Forest, 1/12/19

2018-19 GAME-BY-GAME

	GS	Min	FG	Pct	3FG	Pct	FT	Pct	O-D-T	Avg	PF	FO	A	TO	Blk	Stl	Pts	Avg
Lehigh	8		0-4	.000	0-4	.000	0-0	.000	0-0-0	0.0	1	0	0	0	0	0	0	0.0
SFA	DNP																	
Bethune-Cookman	DNP																	
vs La Salle	15		2-4	.500	1-2	.500	0-0	.000	0-0-0	0.0	3	0	0	2	0	1	5	2.5
vs Fresno State	5		0-1	.000	0-0	.000	0-0	.000	0-0-0	0.0	1	0	1	0	0	0	0	1.7
vs Seton Hall	DNP																	
Rutgers	DNP (illness)																	
vs Yale	12		0-3	.000	0-1	.000	0-0	.000	0-2-2	0.5	1	0	0	1	0	0	0	1.3
at Penn	9		0-1	.000	0-1	.000	0-0	.000	0-1-1	0.6	0	0	0	0	0	0	0	1.0
Houston Baptist	17		2-5	.400	2-5	.400	0-0	.000	2-2-4	1.2	2	0	2	1	0	0	6	1.8
Florida Atlantic	21		3-4	.750	2-3	.667	0-0	.000	0-0-0	1.0	2	0	2	0	0	1	8	2.7
Campbell	14		1-2	.500	1-2	.500	0-0	.000	0-0-0	0.9	0	0	1	0	0	0	3	2.8
NC State	27		2-7	.286	1-6	.167	0-0	.000	0-2-2	1.0	2	0	0	0	0	1	5	3.0
at Louisville	* 21		1-3	.333	1-2	.500	0-0	.000	0-3-3	1.2	3	0	1	0	0	0	3	3.0
at Florida State	* 26		1-6	.167	0-3	.000	0-0	.000	0-2-2	1.3	0	0	4	0	0	0	2	2.9
Wake Forest	* 27		3-7	.429	2-5	.400	1-2	.500	0-3-3	1.4	1	0	1	3	1	1	9	3.4
North Carolina	* 18		0-2	.000	0-2	.000	0-0	.000	0-1-1	1.4	2	0	0	1	0	0	0	3.2

MACK'S CAREER STATISTICS

Season	GP	GS	Min.	Avg.	FG	FGA	Pct.	3-Point FG	3-Point FGA	Pct.	Free Throws FT	Free Throws FTA	Pct.	Rebounds Off.	Rebounds Def.	Rebounds Tot.	Avg.	PF	FO	Ast.	TO	Blk	Stl	Pts.	Avg.
2018-19	13	4	220	16.9	15	49	.306	10	36	.278	1	2	.500	2	16	18	1.4	18	0	12	8	1	4	41	3.2



1 DEJAN (DJ) VASILJEVIC

Jr. • 6-3 • 184 • Guard
Melbourne, Australia
Australian Institute of Sport

CAREER

- Needs to hit four 3-pointers to reach Miami's top 10 in career 3-point field goals made
- Currently tied for fourth-best career 3-point percentage (.397) in program history with Trevor Burton (1989-93)

2018-19 HIGHLIGHTS

- Second in ACC in 3-pointers (48) and 3-pointers per game (2.82) and sixth in 3-point percentage (.440)
- 23rd in ACC in minutes per game this season (30.9)
- Has hit at least one 3-pointer in 30 consecutive games (longest active streak in ACC, fourth longest in program history and tied for 26th longest in ACC history)
- Hit three or more 3-pointers in 10 of 17 games
- Hit season-high five 3-pointers and scored 19 points at Louisville (1/6)
- Averaged 11.7 ppg and 5.7 rpg in three games at Wooden Legacy
- Hit four 3-pointers and scored 16 points in season opener against Lehigh (11/9)

2017-18				2016-17			
Opponent	P	R	A	Opponent	P	R	A
Gard-Webb	7	2	0	WCU	11	2	2
Navy	16	3	0	at North Florida	13	1	0
Florida A&M	15	4	2	Penn	11	0	1
vs. La Salle	8	1	0	vs Stanford	3	1	1
N. Florida	2	2	0	vs Iowa State	5	0	0
at Minnesota	11	2	0	vs Florida	0	0	0
vs. Princeton	20	3	1	Rutgers	3	1	1
Boston U.	15	5	0	vs Wofford	6	2	0
at GW	10	1	0	SC State	17	2	2
at Hawaii'i	6	3	0	FAU	2	2	0
vs. NMSU	15	5	1	GW	6	3	0
vs. MTSU	13	5	1	Columbia	3	1	1
at Pitt	3	2	0	NC State	3	2	0
at Ga. Tech	3	1	0	at Syracuse	18	0	0
FSU	8	3	4	Notre Dame	3	0	1
at Clemson	0	0	0	at Pittsburgh	6	2	1
Duke	0	2	0	at Wake Forest	3	0	0
at NC State	6	4	0	at Duke	0	1	0
Louisville.	0	0	0	Boston College	3	1	0
at FSU	20	2	0	North Carolina	3	1	0
Pittsburgh	8	3	0	Florida State	3	1	0
at Va. Tech	14	1	0	at NC State	0	1	0
Wake Forest	9	5	1	Virginia Tech	5	1	0
at BC	17	6	0	at Louisville	3	0	0
Virginia	5	0	0	Georgia Tech	13	2	1
Syracuse	6	3	1	Clemson	5	3	1
at ND	3	0	0	at Virginia	10	4	0
BC	8	2	1	Duke	0	2	0
at UNC	10	3	0	at Virginia Tech	9	1	0
Va. Tech	16	1	1	vs Florida State	9	3	0
vs. UNC	6	1	0	vs Syracuse	13	1	1
vs. Loyola	9	5	1	vs North Carolina	6	1	1
				vs Michigan St.	2	2	1


2018-19 GAME-BY-GAME

	GS	Min	FG	Pct	3FG	Pct	FT	Pct	O-D-T	Avg	PF	FO	A	TO	Blk	Stl	Pts	Avg
Lehigh	*	26	5-10	.500	4-7	.571	2-2	1.000	0-3-3	3.0	3	0	2	2	0	0	16	16.0
Stephen F. Austin	*	30	4-9	.444	4-7	.571	5-5	1.000	1-3-4	3.5	3	0	0	1	0	0	17	16.5
Bethune-Cookman	*	32	5-12	.417	4-9	.444	6-6	1.000	2-3-5	4.0	1	0	2	2	0	3	20	17.7
vs La Salle	*	28	5-8	.625	3-5	.600	2-2	1.000	0-7-7	4.8	0	0	3	2	0	0	15	17.0
vs Fresno State	*	38	4-10	.400	4-7	.571	0-0	.000	1-4-5	4.8	2	0	1	2	0	0	12	16.0
vs Seton Hall	*	34	3-8	.375	2-5	.400	0-0	.000	0-5-5	4.8	0	0	5	0	0	0	8	14.7
Rutgers	*	38	1-8	.125	1-6	.167	0-0	.000	2-1-3	4.6	3	0	0	2	0	0	3	13.0
vs Yale		28	5-12	.417	4-10	.400	3-3	1.000	1-5-6	4.8	3	0	1	1	0	1	17	13.5
at Penn	*	34	4-7	.571	2-5	.400	0-0	.000	2-1-3	4.6	3	0	0	0	0	0	10	13.1
Houston Baptist	*	34	4-12	.333	3-10	.300	2-2	1.000	1-4-5	4.6	2	0	4	0	0	0	13	13.1
Florida Atlantic	*	33	3-7	.429	3-7	.429	0-0	.000	0-5-5	4.6	0	0	3	1	0	1	9	12.7
Campbell	*	34	3-5	.600	1-3	.333	3-4	.750	1-3-4	4.6	1	0	2	3	0	0	10	12.5
NC State	*	27	1-5	.200	1-4	.250	3-4	.750	0-3-3	4.5	1	0	1	0	0	1	6	12.0
at Louisville		32	7-11	.636	5-8	.625	0-0	.000	0-4-4	4.4	3	0	0	0	0	0	19	12.5
at Florida State		29	2-6	.333	2-6	.333	0-1	.000	2-3-5	4.5	2	0	1	0	0	0	6	12.1
Wake Forest		26	5-9	.556	4-8	.500	0-0	.000	0-4-4	4.4	1	0	0	0	0	0	14	12.2
North Carolina		22	1-5	.200	1-2	.500	0-0	.000	1-2-3	4.4	1	0	0	1	0	1	3	11.6

SEASON/CAREER HIGHS

- Points**
Season: 20 Bethune-Cookman, 11/17/18
Career: 20 3x, last vs. Bethune, 11/17/18
ACC: 20 at Florida State, 1/27/18
- Rebounds**
Season: 7 vs. La Salle, 11/22/18
Career: 7 vs. La Salle, 11/22/18
ACC: 6 at Boston College, 2/10/18
- Assists**
Season: 5 vs. Seton Hall, 11/25/18
Career: 5 vs. Seton Hall, 11/25/18
ACC: 4 Florida State, 1/7/18
- Steals**
Season: 3 Bethune-Cookman, 11/17/18
Career: 3 Bethune-Cookman, 11/17/18
ACC: 2 2x, last vs. Florida State, 1/7/18
- Blocked Shots**
Season: -
Career: 1 3x, last vs. Boston U., 12/5/17
ACC: -
- Field Goals**
Season: 7 at Louisville, 1/6/19
Career: 7 3x, last at Louisville, 1/6/19
ACC: 7 2x, last at Louisville, 1/6/19
- Field-Goal Attempts**
Season: 12 3x, last vs. HBU, 12/19/18
Career: 13 vs. South Carolina State, 12/6/16
ACC: 12 2x, last at BC, 2/10/18
- Free Throws**
Season: 6 Bethune-Cookman, 11/17/18
Career: 6 Bethune-Cookman, 11/17/18
ACC: 2 2x, last at Virginia, 2/20/17
- Free-Throw Attempts**
Season: 6 Bethune-Cookman, 11/17/18
Career: 6 Bethune-Cookman, 11/17/18
ACC: 2 6x, last at Virginia Tech, 2/3/18
- 3-Point Field Goals**
Season: 5 at Louisville, 1/6/19
Career: 6 2x, last at Florida St., 1/27/18
ACC: 6 2x, last at Florida St., 1/27/18
- 3-Point Field-Goal Attempts**
Season: 10 2x, last vs. HBU, 12/19/18
Career: 12 at Syracuse, 1/4/17
ACC: 12 at Syracuse, 1/4/17
- Minutes**
Season: 38 2x, last vs. Rutgers, 11/28/18
Career: 38 2x, last vs. Rutgers, 11/28/18
ACC: 35 2x, last at BC, 2/10/18

VASILJEVIC'S CAREER STATISTICS										3-Point				Free Throws				Rebounds				Scoring			
Season	GP	GS	Min.	Avg.	FG	FGA	Pct.	FG	FGA	Pct.	FT	FTA	Pct.	Off.	Def.	Tot.	Avg.	PF	FO	Ast.	TO	Blk	Stl	Pts.	Avg.
2016-17	33	0	577	17.5	65	182	.357	51	146	.349	16	20	.800	5	39	44	1.3	31	0	15	13	1	11	197	6.0
2017-18	32	20	731	22.8	104	231	.450	67	163	.411	14	16	.875	15	65	80	2.5	49	0	14	16	2	13	289	9.0
2018-19	17	12	525	30.9	62	144	.431	48	109	.440	26	29	.897	14	60	74	4.4	29	0	25	17	0	7	198	11.6
TOTAL	82	32	1833	22.4	231	557	.415	166	418	.397	56	65	.862	34	164	198	2.4	109	0	54	46	3	31	684	8.3



21 SAM WAARDENBURG

R-So. • 6-10 • 216 • Forward
 Henderson, New Zealand
 Rangitoto College

2018-19 HIGHLIGHTS

- Grabbed career-high nine rebounds and added six points and three assists in 26 minutes against Wake Forest (1/12)
- Recorded eight rebounds at Louisville (1/6)
- Scored career-high 14 points in 37 minutes at Penn (12/4)
- Averaged 7.0 ppg and 4.3 rpg in three games at Wooden Legacy
- Made first career start and scored 11 points with career-high five rebounds in career-high 28 minutes in season opener against Lehigh (11/9)

2018-19 GAME-BY-GAME

	GS	Min	FG	Pct	3FG	Pct	FT	Pct	O-D-T	Avg	PF	FO	A	TO	Blk	Stl	Pts	Avg
Lehigh	*	28	3-7	.429	1-2	.500	4-4	1.000	3-2-5	5.0	1	0	2	1	0	1	11	11.0
Stephen F. Austin	*	33	1-6	.167	0-2	.000	0-1	.000	0-4-4	4.5	3	0	5	2	0	1	2	6.5
Bethune-Cookman	*	27	4-6	.667	0-1	.000	0-1	.000	1-3-4	4.3	3	0	1	0	0	0	8	7.0
vs La Salle	*	28	4-10	.400	1-3	.333	1-2	.500	1-3-4	4.3	0	0	2	2	1	0	10	7.8
vs Fresno State	*	24	1-5	.200	0-2	.000	4-5	.800	1-3-4	4.2	2	0	0	0	0	1	6	7.4
vs Seton Hall		24	2-4	.500	0-1	.000	1-2	.500	0-5-5	4.3	1	0	0	2	0	1	5	7.0
Rutgers		17	1-7	.143	0-3	.000	0-0	.000	1-2-3	4.1	0	0	0	2	0	0	2	6.3
vs Yale		6	0-0	.000	0-0	.000	0-0	.000	0-0-0	3.6	1	0	0	0	0	0	0	5.5
at Penn	*	37	5-7	.714	2-3	.667	2-3	.667	2-1-3	3.6	2	0	0	1	0	0	14	6.4
Houston Baptist	*	24	2-3	.667	0-1	.000	2-2	1.000	1-2-3	3.5	4	0	1	1	1	1	6	6.4
Florida Atlantic	*	29	1-5	.200	1-4	.250	1-2	.500	0-2-2	3.4	1	0	1	2	0	0	4	6.2
Campbell	*	27	1-4	.250	0-1	.000	0-0	.000	0-4-4	3.4	4	0	1	2	1	1	2	5.8
NC State	*	15	0-2	.000	0-1	.000	0-0	.000	0-0-0	3.2	4	0	0	1	0	0	0	5.4
at Louisville		25	1-5	.200	0-2	.000	0-0	.000	4-4-8	3.5	2	0	1	2	0	0	2	5.1
at Florida State		14	0-0	.000	0-0	.000	4-4	1.000	0-0-0	3.3	0	0	0	0	0	0	4	5.1
Wake Forest		26	2-4	.500	1-1	1.000	1-2	.500	3-6-9	3.6	0	0	3	0	0	0	6	5.1
North Carolina		26	2-3	.667	1-2	.500	0-1	.000	1-2-3	3.6	1	0	3	1	0	0	5	5.1

2017-18

Opponent	P	R	A
Gard-Webb	DNP		
Navy	DNP		
Florida A&M	DNP		
vs. La Salle	7	2	0
N. Florida	9	6	1
at Minnesota	0	1	0
vs. Princeton	0	4	0
Boston U.	0	2	0
at GW	DNP		
at Hawai'i	DNP		
vs. NMSU	0	0	0
vs. MTSU	DNP		
at Pitt	DNP		
at Ga. Tech	DNP		
FSU	DNP		
at Clemson	DNP		
Duke	DNP		
at NC State	0	0	0
Louisville.	0	7	1
at FSU	5	1	0
Pittsburgh	4	4	1
at Va. Tech	3	5	0
Wake Forest	12	3	1
at BC	6	0	0
Virginia	6	0	0
Syracuse	2	4	0
at ND	6	2	0
BC	4	6	1
at UNC	3	2	4
Va. Tech	0	5	1
vs. UNC	2	3	3
Loyola	0	2	4

SEASON/CAREER HIGHS

Points

Season: 14 at Penn, 12/4/18
 Career: 14 at Penn, 12/4/18
 ACC: 12 Wake Forest, 2/7/18

Rebounds

Season: 9 Wake Forest, 1/12/19
 Career: 9 Wake Forest, 1/12/19
 ACC: 9 Wake Forest, 1/12/19

Assists

Season: 5 Stephen F. Austin, 11/13/18
 Career: 5 Stephen F. Austin, 11/13/18
 ACC: 4 at North Carolina, 2/27/18

Steals

Season: 1 6x, last vs. Campbell, 12/29/18
 Career: 3 at Boston College, 2/10/18
 ACC: 3 at Boston College, 2/10/18

Blocked Shots

Season: 1 3x, last vs. Campbell, 12/29/18
 Career: 2 vs. North Carolina, 3/8/18
 ACC: 1 4x, last at UNC, 2/27/18

Field Goals

Season: 4 2x, last vs. La Salle, 11/22/18
 Career: 4 3x, last vs. La Salle, 11/22/18
 ACC: 3 Wake Forest, 2/7/18

Field-Goal Attempts

Season: 10 La Salle, 11/22/18
 Career: 10 La Salle, 11/22/18
 ACC: 5 4x, last at Louisville, 1/6/19

Free Throws

Season: 4 3x, last at Florida State, 1/9/19
 Career: 4 3x, last at Florida State, 1/9/19
 ACC: 4 at Florida State, 1/9/19

Free-Throw Attempts

Season: 5 vs. Fresno State, 11/23/18
 Career: 5 vs. Fresno State, 11/23/18
 ACC: 4 2x, last at Florida State, 1/9/19

3-Point Field Goals

Season: 2 at Penn, 12/4/18
 Career: 3 Wake Forest, 2/7/18
 ACC: 3 Wake Forest, 2/7/18

3-Point Field-Goal Attempts

Season: 4 Florida Atlantic, 12/22/18
 Career: 4 3x, last vs. FAU, 12/22/18
 ACC: 4 2x, last at Notre Dame, 2/19/18

Minutes

Season: 37 at Penn, 12/4/18
 Career: 37 at Penn, 12/4/18
 ACC: 26 2x, last vs. UNC, 1/19/19

WAARDENBURG'S CAREER STATISTICS

Season	GP	GS	Min.	Avg.	3-Point			Free Throws			Rebounds				Scoring										
					FG	FGA	Pct.	FT	FTA	Pct.	Off.	Def.	Tot.	Avg.	PF	FO	Ast.	TO	Blk	Stl	Pts.	Avg.			
2017-18	21	0	310	14.8	24	58	.414	14	32	.438	7	8	.875	26	33	59	2.8	31	0	17	14	9	10	69	3.3
2018-19	17	10	410	24.1	30	78	.385	7	29	.241	20	29	.690	18	43	61	3.6	29	0	20	19	3	6	87	5.1
TOTAL	38	10	720	18.9	54	136	.397	21	61	.344	27	37	.730	44	76	120	3.2	60	0	37	33	12	16	156	4.1

2018-19 MIAMI BASKETBALL ROSTER

NUMERICAL

No.	Name	Yr.	Pos.	Ht.	Wt.	Hometown/Previous School
0	Chris Lykes	So.	G	5-7	157	Mitchellville, Md./Gonzaga College HS
1	Dejan (DJ) Vasiljevic	Jr.	G	6-3	184	Melbourne, Australia/Australian Institute of Sport
2	Willie Herenton	So.	G	6-1	178	Lincolnshire, Ill./Stevenson HS
3	Anthony Lawrence II	Sr.	G	6-7	207	St. Petersburg, Fla./Lakewood Senior HS
5	Zach Johnson	R-Sr.	G	6-2	192	Miami, Fla./Florida Gulf Coast Univ./Norland HS
10	Dominic Proctor	So.	G	6-6	190	Las Vegas, Nev./Bishop Gorman HS
13	Anthony Mack	R-Fr.	G	6-6	214	Las Vegas, Nev./Wyoming/Blair Academy (N.J.)
14	Rodney Miller Jr.	Jr.	C	7-0	255	Laurelton, N.Y./Oak Hill Academy
15	Ebuka Izundu	Sr.	C	6-10	232	Charlotte, N.C./Victory Christian Center
20	Dewan Hernandez	Jr.	F	6-11	235	Miami, Fla./Norland HS
21	Sam Waardenburg	R-So.	F	6-10	216	Auckland, New Zealand/Rangitoto College
22	Deng Gak	R-Fr.	F	6-10	211	Sydney, Australia/Blair Academy (N.J.)
23	Kameron McGusty [^]	Jr.	G	6-5	192	Katy, Texas/Oklahoma/Sunrise Christian Acad. (Kan.)

ALPHABETICAL

No.	Name	Yr.	Pos.	Ht.	Wt.	Hometown/Previous School
2	Willie Herenton	So.	G	6-1	178	Lincolnshire, Ill./Stevenson HS
22	Deng Gak	R-Fr.	F	6-10	211	Sydney, Australia/Blair Academy (N.J.)
20	Dewan Hernandez	Jr.	F	6-11	235	Miami, Fla./Norland HS
15	Ebuka Izundu	Sr.	C	6-10	232	Charlotte, N.C./Victory Christian Center
5	Zach Johnson	R-Sr.	G	6-2	192	Miami, Fla./Florida Gulf Coast Univ./Norland HS
3	Anthony Lawrence II	Sr.	G	6-7	207	St. Petersburg, Fla./Lakewood Senior HS
0	Chris Lykes	So.	G	5-7	157	Mitchellville, Md./Gonzaga College HS
13	Anthony Mack	R-Fr.	G	6-6	214	Las Vegas, Nev./Wyoming/Blair Academy (N.J.)
23	Kameron McGusty [^]	Jr.	G	6-5	192	Katy, Texas/Oklahoma/Sunrise Christian Acad. (Kan.)
14	Rodney Miller Jr.	Jr.	C	7-0	255	Laurelton, N.Y./Oak Hill Academy
10	Dominic Proctor	So.	G	6-6	190	Las Vegas, Nev./Bishop Gorman HS
1	Dejan (DJ) Vasiljevic	Jr.	G	6-3	184	Melbourne, Australia/Australian Institute of Sport
21	Sam Waardenburg	R-So.	F	6-10	216	Auckland, New Zealand/Rangitoto College

[^] sitting out 2018-19 season per NCAA transfer regulations

Head Coach: Jim Larrañaga, Providence '71, eighth season

Associate Head Coach: Chris Caputo, Westfield State (Mass.) '02, eighth season

Assistant Coach: Alvin "Pooh" Williamson, Tulsa '95, first season

Assistant Coach: Adam Fisher, Penn State '06, fourth season

Director of Operations: Lamont Franklin, UNC Wilmington '97, second season

Strength & Conditioning Coach: Casey Cathrall, Ithaca College '12, first season

Athletic Trainer: Javier Jimenez, Temple '06, third season

Associate Director of Operations: Jeff Dyer, Delaware '14, second season

PRONUNCIATION GUIDE

Dewan	Duh-WAHN
Gak	Gack
Herenton	HAIR-un-tun
Ebuka Izundu	ee-BOO-kuh ee-ZOON-du
DJ Vasiljevic	Vuh-SEE-luh-vitch
Waardenburg	WAR-dun-berg

HC Jim Larrañaga	LARE-uh-NAY-guh
AC Chris Caputo	Cuh-POO-toe
SC Casey Cathrall	Cuh-THRALL
AT Javier Jimenez	Hah-VEE-air Him-EN-ez

ROSTER BY CLASS

Seniors (3)

Ebuka Izundu
Zach Johnson
Anthony Lawrence II

Juniors (4)

Dewan Hernandez
Kameron McGusty
Rodney Miller Jr.
DJ Vasiljevic

Sophomores (4)

Willie Herenton
Chris Lykes
Dominic Proctor
Sam Waardenburg

Freshmen (2)

Deng Gak
Anthony Mack

ROSTER BY STATE

3 Florida
2 Nevada
1 Illinois
1 Maryland
1 New York
1 Texas

ROSTER BY COUNTRY

8 United States
2 Australia
1 New Zealand
1 Nigeria

GEOGRAPHIC BREAKDOWN

UNITED STATES

Florida

Dewan Hernandez
Zach Johnson
Anthony Lawrence II

Illinois

Willie Herenton

Maryland

Chris Lykes

Nevada

Anthony Mack
Dominic Proctor

New York

Rodney Miller Jr.

Texas

Kameron McGusty

INTERNATIONAL

Australia

DJ Vasiljevic
Deng Gak

New Zealand

Sam Waardenburg


Nigeria

Ebuka Izundu

TV/RADIO ROSTER



0 CHRIS LYKES
So. • G • 5-7 • 157
Mitchellville, Md.
Gonzaga College HS



1 DEJAN (DJ) VASILJEVIC
Jr. • G • 6-3 • 184
Melbourne, Australia
Australian Institute of Sport



2 WILLIE HERENTON
So. • G • 6-1 • 178
Lincolnshire, Ill.
Stevenson HS




3 ANTHONY LAWRENCE II
Sr. • G • 6-7 • 207
St. Petersburg, Fla.
Lakewood Senior HS



5 ZACH JOHNSON
R-Sr. • G • 6-2 • 192
Miami, Fla.
Florida Gulf Coast/Norland HS



10 DOMINIC PROCTOR
So. • G • 6-6 • 190
Las Vegas, Nev.
Bishop Gorman HS




13 ANTHONY MACK
R-Fr. • G • 6-6 • 214
Las Vegas, Nev.
Wyoming/Blair Academy (N.J.)




14 RODNEY MILLER JR.
Jr. • C • 7-0 • 255
Laurelton, N.Y.
Oak Hill Academy



15 EBUKA IZUNDU
Sr. • C • 6-10 • 232
Charlotte, N.C.
Victory Christian Center



20 DEWAN HERNANDEZ
Jr. • F • 6-11 • 235
Miami, Fla.
Norland HS



21 SAM WAARDENBURG
R-So. • F • 6-10 • 216
Auckland, New Zealand
Rangitoto College



22 DENG GAK
R-Fr. • F • 6-10 • 211
Sydney, Australia
Blair Academy (N.J.)



23 KAMERON MCGUSTY
Jr. • G • 6-5 • 192
Katy, Texas
Oklahoma/Sunrise Christian Acad. (Kan.)



JIM LARRAÑAGA
Head Coach



CHRIS CAPUTO
Associate Head Coach



ALVIN "POOH" WILLIAMSON
Assistant Coach



ADAM FISHER
Assistant Coach



LAMONT FRANKLIN
Director of Operations