



CONTACT: Amy Woodruff, Assistant Communications Director
 O: (305) 284-3241 | C: (813) 410-1194
 A.Woodruff@miami.edu | @CanesHoops

2012-13 SCHEDULE

DATE	OPPONENT	TV	TIME/SCORE
Nov. 2	St. Leo (Ex.)	Canes All Access	L, 67-69
Nov. 9	Stetson	ESPN3	W, 87-79
Nov. 13	at FGCU	A-Sun TV	L, 51-63
Nov. 16	Jacksonville	FOX Sports South	W, 73-57
Nov. 24	Detroit	ESPN3	W, 77-62
Nov. 28	#13/14 Michigan State!	ESPN	W, 67-59
Dec. 1	at UMass	CBS Sports Network	W, 75-62
Dec. 14	Charlotte	FOX Sports South	W, 77-46
Dec. 18	at UCF	CBS Sports Network	W, 72-50
Diamond Head Classic, Honolulu, Hawai'i			
Dec. 23	Hawai'i	ESPNU	W, 73-58
Dec. 23	Arizona	ESPN2	11:30 p.m.
Dec. 25	San Diego St./Ole Miss/San Francisco/Indiana St.	TBA	
Jan. 2	La Salle	FOX Sports South	9 p.m.
Jan. 5	at Georgia Tech *	ACCN / ESPN3	2:30 p.m.
Jan. 10	at North Carolina *	ESPN/2 / WatchESPN	7 p.m.
Jan. 13	Maryland *	ESPNU / WatchESPN	8 p.m.
Jan. 16	at Boston College *	FOX Sports South / ESPN3	7 p.m.
Jan. 23	Duke *	ESPN / WatchESPN	7 p.m.
Jan. 27	Florida State *	ESPNU / WatchESPN	6 p.m.
Jan. 30	at Virginia Tech *	FOX Sports South / ESPN3	9 p.m.
Feb. 2	at NC State *	CBS	4 p.m.
Feb. 5	Boston College *	FOX Sports South / ESPN3	7 p.m.
Feb. 9	North Carolina *	ESPN/2 / WatchESPN	2 p.m.
Feb. 13	at Florida State *	ESPN/2 / WatchESPN	7 p.m.
Feb. 17	at Clemson *	ESPNU / WatchESPN	6 p.m.
Feb. 19	Virginia *	ESPNU / WatchESPN	9 p.m.
Feb. 23	at Wake Forest *	FOX Sports South / ESPN3	1 p.m.
Feb. 27	Virginia Tech *	FOX Sports South / ESPN3	7 p.m.
March 2	at Duke *	ESPN / WatchESPN	6 p.m.
March 6	Georgia Tech *	ACCN / ESPN3	9 p.m.
March 9	Clemson *	ACCN / ESPN3	2:30 p.m.

All home games are played at the BankUnited Center
 Game times are ET and subject to change
 * ACC game ! Big Ten/ACC Challenge
 All games can be heard on WQAM 560 and Canes All Access on HurricaneSports.com

UM RADIO - WQAM 560

Joe Zagacki, play-by-play Josh Darrow, analyst

SOCIAL MEDIA

Website: HurricaneSports.com
Twitter: @CanesHoops | @CanesCoachL
Facebook: /MiamiHurricanes | /MiamiBasketball

MIAMI DIGITAL GUIDE

Miami is not printing media guides this season.
 Instead, find the online version at the link below:
<http://theusports.com/mbbguide/pc/>



MIAMI

HURRICANES (7-1, 0-0)

NATIONAL RANKING
 RV / --

LAST TIME OUT

W, 73-58 at Hawai'i

LEADERS

Scoring per Game
 Durand Scott - 16.3
 Shane Larkin - 14.4
Rebounds per Game
 Reggie Johnson - 10.1
Assists per Game
 Shane Larkin - 3.8

HEAD COACH

Jim Larrañaga
Overall: 498-348 (29)
At UM: 28-14 (2)

ARIZONA

WILDCATS (10-0, 0-0)

NATIONAL RANKING
 4 / 5

LAST TIME OUT

W, 73-53 East Tennessee St.

LEADERS

Scoring per Game
 Lyons - 13.3
 Johnson - 12.9
Rebounds per Game
 Ashley - 6.4
Assists per Game
 Johnson - 3.4

HEAD COACH

Sean Miller
Overall: 199-82 (9)
At Arizona: 79-35(4)

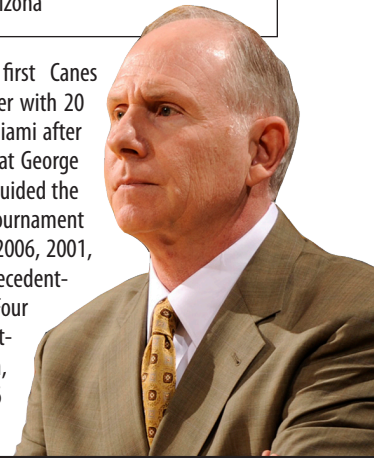
SETTING THE SCENE

Dec. 23, 2012 | 6:30 p.m. HST (11:30 a.m. ET)
Stan Sheriff Center | Honolulu, Hawai'i

TV: ESPN2
Radio: 560 WQAM
Webcast: WQAM.com

Series: Miami trails 0-2
Last meeting: Dec. 19, 1989
 Miami lost, 83-53 in Arizona

Jim Larrañaga was the first Canes coach to open his UM career with 20 wins. Larrañaga came to Miami after serving as the head coach at George Mason for 14 seasons. He guided the program to five NCAA tournament appearances (2011, 2008, 2006, 2001, 1999) – including an unprecedented run to the 2006 Final Four that captured the nation's attention. Following that run, he was selected the 2006 Clair Bee Coach of the Year.



THE GAME

Miami, on a seven-game winning streak, will face No. 4/5 Arizona in the second round of the Hawai'i Airlines Diamond Head Classic in Honolulu on Dec. 23 at 6:30 p.m. HST (11:30 p.m. ET)

SCOTT ACC PLAYER OF THE WEEK

Hurricanes guard Durand Scott has been named the ACC Player of the Week (Dec. 17) following his double-double against Charlotte last week. With 16 points and 12 rebounds, Scott led Miami to a 77-46 win Friday night over previously undefeated Charlotte in the Hurricanes' lone game of the week. The Bronx, N.Y., senior was 5-of-8 from the floor (.625), including 2-of-3 from 3-point range, handed out four assists, swiped four steals and blocked one shot as Miami upped its record to 6-1 with its fifth straight win.

THE SERIES

Miami is 0-2 against Arizona all-time, with the series dating back to the 1985-86 campaign. The first matchup was an 81-74 overtime win for the Cats in Coral Gables on Jan. 18, 1986. The last matchup occurred on Dec. 19, 1989, an 83-53 loss on the road.

THE BROADCASTS

Catch the game on ESPN2 with Roxy Bernstein and Miles Simon making the call. The game will also be carried live by 560 WQAM Radio with Joe Zagacki.

THE COACH

Head coach Jim Larrañaga is in his 29th season as a head coach and second at Miami. He has a 498-348 overall record and is 28-14 in his second season at Miami.

THE WEATHER

Projected temperatures on game day: Coral Gables - 74/59. Tucson - 67/42.

2012-13 ROSTER

#	Name	Pos.	Ht.	Wt.	Yr.	Hometown Previous School (s)
0	Shane Larkin	G	5-11	176	So.	Orlando, Fla. Dr. Phillips (Fla.) 12 assists and 9 steals in last three games ... 8-of-9 games with 10+ points, including 27 vs. JU ... Shooting .515 (17-33) from distance.
1	Durand Scott	G	6-5	203	Sr.	The Bronx, N.Y. Rice Third career double-double was 16 points and 12 rebounds against Charlotte ... Has scored in double-digits in 14-straight games.
3	Steve Sorenson	G	6-0	151	Fr.	Dallas, Texas Mark's School of Texas Named all-state by Texas Association of Basketball Coaches as a senior ... TABC academic all-state.
4	Trey McKinney Jones	G	6-5	220	Sr.	Milwaukee, Wis. South Milwaukee UMKC Set career points high twice with 14 points vs. Stetson then 18 vs. Michigan State ... Hit five threes vs. #13/14 Michigan State.
10	Raphael Akpejori	F	6-10	236	Jr.	Lagos, Nigeria Sunrise Christian Academy (Kan.) Averaged 1.6 points, 1.5 rebounds, 0.5 blocks in 22 games played in 2011-12 ... Shot 48.1 percent from field and 58.8 percent at the line.
12	Justin Heller	G	6-2	180	Jr.	Boca Raton, Fla. West Boca Raton Community Scored first career points vs. Charlotte on a 17-foot jumper ... Played in seven games in 2011-12, including four ACC matchups.
15	Rion Brown	G	6-6	200	Jr.	Hinesville, Ga. Liberty County 10 points and 2 assists in season opener vs. Stetson ... 12 assists and 21 rebounds in nine games.
21	Erik Swoope	F	6-6	233	Jr.	Lake Elsinore, Calif. Harvard-Westlake Was 3-3 vs. JU on his way to 7 points ... 2 steals and 2 monster dunks vs. JU ... Seven points in past two games.
23	Tonye Jekiri	C	7-0	227	Fr.	Hialeah, Fla. Champagnat Catholic School First collegiate bucket was at UCF ... First minutes were at FGCU ... First point was a FT following an offensive rebound at FGCU.
25	Garrus Adams	G	6-6	195	Sr.	Apex, N.C. Middle Creek In 19 games last season, averaged 4.5 points, 2.1 rebounds, 0.9 assists and 0.6 steals in 16.9 minutes per game.
35	Kenny Kadji	F/C	6-11	242	Sr.	Douala, Cameroon Pendleton IMG Academy Florida Nine blocks in last five games ... 3 blocks & 17 points vs. Charlotte ... Two double-doubles with 12 & 12 vs. SU and 14p & 11r vs. Detroit.
42	Reggie Johnson	C	6-10	292	Sr.	Winston-Salem, N.C. Winston-Salem Prep Tallied 18th-career double-double with 16 points and 13 rebounds at UCF ... Blocked 13 shots in past five games, including 6 at UMass.
45	Julian Gamble	F/C	6-10	250	Sr.	Durham, N.C. Southern Durham Third career double-double with career highs 16 points & 13 rebounds at Hawai'i ... Perfect 4-4 FG vs. Stetson in return from injury last season.

LARRAÑAGA BY THE NUMBERS

1 - Coach Jim Larrañaga is the only ACC coach not at UNC or Duke with a Final Four appearance to his credit.

4 - In 2006, Coach Jim Larrañaga became the first coach at a mid-major school to take his team to the NCAA Final Four in 27 years.

7 - Larrañaga is no stranger to the ACC. In his seven seasons as an assistant coach at Virginia, the Cavaliers participated in the NCAA Final Four in 1981 and 1984, won three ACC Championships and finished in the Top 5 of the AP rankings.

13 - Larrañaga has made 13 postseason appearances in the past 23 years, including five NCAA tournaments.

29 - Larrañaga is in his 29th year as a head coach and has successfully transitioned two institutions into successful programs: Bowling Green and George Mason.

LARRAÑAGA - WHY MIAMI?

Along with returning to the best basketball conference in the country, Coach L had a few personal reasons for accepting the head coaching job at Miami. Coach's grandfather was from Cuba, where he produced the Larrañaga [lare-en-YAH-ga] cigar. Coach's father was raised in Key West before moving to The Bronx, N.Y., getting married and raising six children. Coach L was raised in The Bronx, but vacationed to Florida as a boy. He also has owned a house in Sarasota - which he bought from Dick Vitale's daughter - for eight years, and three of his siblings have retired to Florida.

GAME RECAP: UM AT HAWAII - 12/22/12

Starters for Miami: Shane Larkin, Durand Scott, Rion Brown, Kenny Kadji and Julian Gamble. This is the fifth different starting lineup for the Canes this season ... Miami led 22-21 at the half, both season lows. The Canes held UCF to 21 first-half points and Miami scored just 25 points at Florida Gulf Coast ... After hitting only one 3-pointer in the first half, the Canes knocked down five in the second stanza ... Miami shot 63.0 percent (17-27) in the second period after shooting only 34.5 percent (10-29) in the first half. The Canes also hit 12-of-13 free throws in the second half ... Julian Gamble scored 16 points and grabbed 13 rebounds, his third-career double-double. His other double-doubles were in 2008-09 against UNF (13 points/13 rebounds) and in 2009-10 against Virginia (13 points / 12 rebounds). Gamble's previous career highs were 13 points three times and 13 rebounds twice. Gamble scored six of Miami's first 13 points, including a pair of tip-ins ... Durand Scott knocked down four from long distance, setting his career high in 3-pointers made, which he notched vs. UNC in 2011. Scott's 20 points are his season high and 14th-straight game scoring in double figures. Scott's last 20-point game was 24 against Maryland last season ... Trey McKinney Jones was 7-of-7 at the line, scoring 11 total points ... Reggie Johnson did not play in the game due to an injury to his left thumb.

PRONUNCIATIONS

Players	Pronunciation
1 Durand	dur-RAND
10 Akpejori	AHK-peh-jour-ee
15 Rion	Ryan
23 Tonye Jekiri	Tone-yay Jah-kEER-EE
25 Garrus	GARY-us
21 Swoope	Swope
35 Kadji	KAHD-gee

Coaches

Larrañaga	LARE-uh-NAY-guh
Huger	HUE-gur
Caputo	Ca-poo-toe
Summey	Some-EE

CLASS BREAKDOWN

Seniors	Players
	Garrus Adams, Julian Gamble, Reggie Johnson, Kenny Kadji, Trey McKinney Jones, Durand Scott

Juniors

Raphael Akpejori, Rion Brown, Justin Heller, Erik Swoope
--

Sophomore

Shane Larkin

Freshmen

Tonye Jekiri, Steve Sorenson

GEOGRAPHIC BREAKDOWN

CAMEROON	Player
Douala	Kenny Kadji
NIGERIA	Player
Lagos	Raphael Akpejori
UNITED STATES	Player
California	Erik Swoope
Florida	Justin Heller, Shane Larkin, Tonye Jekiri
Georgia	Rion Brown
New York	Durand Scott
North Carolina	Garrus Adams, Julian Gamble, Reggie Johnson
Texas	Steve Sorenson
Wisconsin	Trey McKinney Jones

2012-13 ACC STANDINGS

As of Dec. 22, 2012

Duke	0-0	.000	11-0	1.000
Maryland	0-0	.000	10-1	.909
Miami	0-0	.000	8-1	.889
NC State	0-0	.000	9-2	.818
Virginia Tech	0-0	.000	9-2	.818
Georgia Tech	0-0	.000	8-2	.800
North Carolina	0-0	.000	9-3	.750
Virginia	0-0	.000	9-3	.750
Florida State	0-0	.000	7-4	.636
Clemson	0-0	.000	6-4	.600
Boston College	0-0	.000	6-5	.545
Wake Forest	0-0	.000	6-5	.545

MIAMI VS. TOP 5 TEAMS

1962-63

12/21/62 Duke (#2 UPI) W 71-69

1967-68

2/15/68 at Houston (#1 AP) L 106-64

1969-70

12/12/69 at UCLA (#2 AP) L 127-69

12/30/69 Ohio University (#5 AP) L 99-74

1985-86

2/19/86 at Duke (#2 AP) L 104-82

1986-87

12/6/86 at North Carolina (#1 AP) L 127-77

1988-89

12/10/88 Duke (#1 AP) L 117-102

1/7/89 at Georgetown (#5 AP) L 112-79

1989-90

1/10/90 Kansas (#1 AP) L 100-73

1991-92

1/2/92 at Connecticut (#5 AP) L 85-62

1993-94

2/5/94 at Connecticut (#5 AP, #6 USAT) L 73-57

2/22/94 Connecticut (#5 AP) L 74-49

1994-95

1/31/95 at Connecticut (#4 AP, #5 USAT) L 82-57

3/4/95 Connecticut (#4 AP, #5 USAT) L 75-67

1995-96

12/5/95 Villanova (#2 AP, #2 USAT) L 70-68

1/13/96 at Georgetown (#5 AP, #5 USAT) L 72-67

1998-99

1/20/99 Connecticut (#1 AP, #1 USAT) L 70-68

2/20/99 at Connecticut (#2 AP, #2 USAT) W 73-71

2002-03

1/11/03 at Connecticut (#3 AP, #3 USAT) L (OT) 83-80

2004-05

1/19/05 Duke (#4 AP, #4 USAT) L 92-83

1/29/05 at Wake Forest (#5 AP, #5 USAT) L 94-82

2/15/05 Wake Forest (#5 AP, #5 USAT) L 68-63

2005-06

12/22/05 Florida (#5 AP/#5 USAT) L 77-67

2/19/06 at Duke (#2 AP/#2 USAT) L 92-71

3/10/06 vs. Duke (#3 AP/#3 USAT) L 80-76

2006-07

1/31/07 at North Carolina (#3 AP/#3 USAT) L 105-64

2007-08

1/23/08 North Carolina (#5 AP/#4 USAT) L 98-82

2/2/08 at Duke (#3 AP/#3 USAT) L 88-73

2/20/08 Duke (#5 AP/#4 USAT) W 96-95

2008-09

11/23/08 vs. UConn (#2 AP/#2 USAT) L 76-63

1/17/09 at North Carolina (#5 AP/#6 USAT) L 82-65

2/7/09 at Duke (#4 AP/#3 USAT) L (OT) 78-75

2/15/09 North Carolina (#3 AP/#3 USAT) L 69-65

2009-10

3/13/10 vs. Duke (#4 AP/#4 USAT) L 77-74

2010-11

1/2/11 at Duke (#1 AP/#1 USAT) L 74-63

2/13/11 Duke (#5 AP/#5 USAT) L 81-71

2011-12

01/10/12 at North Carolina (#3 AP/#3 USAT) L 73-56

02/05/12 at Duke (#7 AP/#5 USAT) W (OT) 78-74

2012-13

12/23/12 vs. Arizona (#4 AP/#5 USAT)

CANES WIN SEVEN STRAIGHT GAMES

Miami has won seven straight games after beginning the season 1-1. UM's last winning streak of more than five games was in 2009-10, when UM started the season 15-1 with an 8-0 record to start, then seven straight wins from Dec. 12, 2009 - Jan. 9 2010.

GAMBLE COMES UP BIG IN HAWAII

Against Hawai'i, Julian Gamble scored 16 points and grabbed 13 rebounds, his third-career double-double. His other double-doubles were in 2008-09 against UNF (13 points/13 rebounds) and in 2009-10 against Virginia (13 points/12 rebounds). Gamble's previous career highs were 13 points three times and 13 rebounds twice. Gamble scored six of Miami's first 13 points, including a pair of tip-ins.

NEW STARTING FIVE FOR MIAMI

Coach L used his fifth different starting lineup of the season on Dec. 22, giving the nod to Shane Larkin, Durand Scott, Rion Brown, Kenny Kadji and Julian Gamble. Reggie Johnson was out for the game with an injured left thumb and Trey McKinney Jones was slowed by a systemic illness.

SLOW START LEADS TO SOLID SECOND HALF

After a 22-21 halftime lead, Miami scored 51 points in the second half against Hawai'i for the Canes' eighth win of the season. Miami shot 63.0 percent (17-27) in the second period after shooting only 34.5 percent (10-29) in the first half. The Canes also hit 12-of-13 free throws in the second half. Miami hit only one 3-pointer in the first half, but knocked down five in the second, led by four from Durand Scott.

LARKI STARTS RALLY, SCOTT FOLLOWS SUIT

Shane Larkin racked up a pair of steals in back-to-back Hawai'i possessions, scoring four points to get the Canes rolling in the second half.

Durand Scott then knocked down four from long distance, setting his career high in 3-pointers made, which he notched vs. UNC in 2011.

UM'S OFFENSIVE OUTPUT

UM has outscored its past three opponents by 68 total points, 31 vs. Charlotte, 22 at UCF and 15 at Hawai'i. Overall, Miami has averaged 12.8 points per game more than its opponents while shooting almost 10 percent better from the field (47.8 to 38.2) and seven percent from distance (37.3 to 30.5). The Canes shot 48.2 percent (27-56) from the field at Hawai'i, the seventh straight game UM has shot better than 47 percent.

Five players are averaging double-digit points this season. When three or more Canes score in double digits, Miami is 8-0. In six games this year, four or more Hurricanes have scored in double digits.

LARRAÑAGA CLOSING IN ON 500 WINS

Head coach Jim Larrañaga is in his 29th season as a head coach, posting a 498-347 overall record.

Entering the 2012-13 season, Coach L was tied for 20th on the list of winningest active Division-I head coaches. Currently 17 active D-I coaches have 500 wins. See complete list in bio on page nine of the notes.

Larrañaga's 100th win came when Bowling Green defeated Kent State in 1991. His other milestone wins came while at George Mason. He 200th victory was vs. North-eastern in 1997, 300th was vs. East Carolina in 2003 and win No. 400 came against William & Mary in 2008.

SCOTT IS MR. CONSISTENT

In six games this season, Durand Scott has scored at least 15 points each outing. He has hit a pair of threes and racked up at least four assists in each of the last three games (vs. Charlotte, at UCF and at Hawai'i). Scott posted his first double-double of the season (third of his career) with 16 points and 12 rebounds against Charlotte.

LARKIN IMPROVES IN YEAR TWO

Sophomore Shane Larkin has drastically improved his scoring in his second year with the Canes, averaging 14.4 ppg through nine games. A season ago, he was only posting 7.7 points per night through eight games.

Category '11-12 (9g) '11-12 (33g) '12-13 (9g)

Points	7.7	7.4	14.4
FG Percent	40.4	36.0	53.3
3-Point Field Goals	11	32	17
Assists	21	81	34
Rebounds	2.4	2.5	3.6
Minutes	23.3	25.6	35.3

MIAMI VS. RANKED OPPONENTS

Overall vs. Top 25 ranked opponents	45-127
Vs. ranked opponents - neutral site	2-18
Vs. ranked opponents under Coach L	3-6
Vs. ranked opponents under Coach L - neutral	0-1
Vs. non-conference ranked opponents	1-5
Vs. non-conference ranked opp. - neutral site	0-3

VS. TEAMS RANKED TOP 5 BY EITHER AP OR USA TODAY

Vs. Top 5 opponents	4-34
Vs. Top 5 under Coach L	1-1
Three of Miami's four wins over Top 5 teams are against Duke. The fourth is UConn.	

THE LAST TIME....

Miami defeated a Top 5 opponent:
2/5/12 at No. 7/5 Duke W (OT), 78-74

Miami played a non-conference Top 5:
11/23/08 No. 2/2 UConn L, 76-63
Paradise Jam, US Virgin Islands

Miami defeated a non-conference Top 5:
12/21/62 No. 2 Duke (UPI Poll) W, 71-69

2012-13 BREAKDOWN

Record	Overall	ACC
All games	8-1	
Home	5-0	
Away	2-1	
Neutral	1-0	

RECORD BY MONTH

	Overall	ACC
November	4-1	
December	4-0	

MIAMI'S RECORD WHEN...

Playing a Top 25 team:	1-0
Playing a team receiving votes:	
Leading at halftime:	6-0
Trailing at halftime:	1-1
Tied at halftime:	1-0
Single overtime:	--
Double overtime:	--
Leading with 2:00 left in regulation:	8-0
Trailing with 2:00 left in regulation:	0-1
Tied with 2:00 left in regulation:	--
UM shoots 50% or better from field:	3-0
UM shoots 40-49% from field:	5-0
UM shoots under 40% from field:	0-1
Opp. shoots 50% or better from field:	--
Opp. shoots 40-49% from field:	3-1
Opp. shoots under 40% from field:	4-0
UM outrebounds opponent:	6-0
Opp. outrebounds UM:	2-1
Tied in rebounds:	--
UM records 10 or more steals:	2-0
UM records 15 or more assists:	3-0
UM commits less than 15 turnovers:	7-0
UM commits 15 or more turnovers:	1-1
UM commits less turnovers than opp.:	4-1
UM commits more turnovers than opp.:	3-0
Tied in turnovers:	1-0
UM shoots 70% or better from the line:	4-0
UM shoots less than 70% from the line:	4-1
UM scores 59 points or less:	0-1
UM scores between 60-69 points:	1-0
UM scores between 70-79 points:	6-0
UM scores between 80-89 points:	1-0
UM scores between 90-99 points:	--
UM scores 100 or more points:	--
Two or less Canes score in double figures:	0-1
Three Canes score in double figures:	2-0
Four or more Canes in double figures:	6-0
Playing on Saturday:	3-0
Playing on Sunday:	--
Playing on Monday:	--
Playing on Tuesday:	1-1
Playing on Wednesday:	1-0
Playing on Thursday:	--
Playing on Friday:	3-0
Playing during the afternoon:	2-0
Playing in the evening (5 p.m. or later):	6-1
Games decided by three points or less:	--
Games decided by four to 10 points:	2-0
Games decided by 11-20 points:	4-1
Games decided by more than 20 points:	2-0

CANES IN THE POLLS

Miami is receiving votes in national polls for the fifth week this season. Miami was listed on both the AP and *USA TODAY* preseason polls for the first time since the 2008-09 season, when Miami was ranked 17 and 16, respectively. In 2005-06 Miami was receiving votes in both preseason polls, with 16 from the AP and six in the *USA TODAY* listing.

AP Top 25 USA TODAY

	RV (8)	RV (2)
Preseason	RV (8)	RV (2)
Nov. 12	RV (9)	--
Nov. 19	--	--
Nov. 26	--	--
Dec. 3	RV (7)	RV (5)
Dec. 10	RV (3)	--
Dec. 17	RV (3)	--

BLOCK PARTY VS. CHARLOTTE

Miami blocked 12 of Charlotte's shots on Dec. 14, including nine in the first half, marking the fourth-straight game with at least five blocks. Seven Canes swatted a shot, led by three from Kenny Kadji and two apiece from Raphael Akpejori, Tonye Jekiri and Julian Gamble. Miami's previous team season high was eight blocked shots at UMass, followed by five vs. Michigan State and Detroit.

THREE CANES NEAR CENTURY MARK

Senior Durand Scott played in his 100th career game on Nov. 24 against Detroit while classmate Julian Gamble played in his 100th on Dec. 14 vs. Charlotte. Reggie Johnson (97) is also closing in on 100 games played at Miami. Scott leads the trio with 99 starts, followed by 68 from Johnson and 27 from Gamble. Miami's record books are topped by 113 games started by Darius Rice (2000-04) and 130 games played by Brian Asbury (2005-09).

CANES DOWN NO. 13/14 MICHIGAN STATE

With the 67-59 win over No. 13/14 Michigan State, Miami is now 45-127 against ranked teams, including 12-17 at the BankUnited Center. Miami is 2-5 against non-conference ranked opponents and 1-2 at home. Under Coach Jim Larranaga, UM is 2-2 at home and 3-6 overall against ranked teams.

Before the Nov. 28 win, the last time Miami defeated ...

A ranked non-conference team:

At No. 19/18 Florida; Dec. 4, 2004; W, 72-65.

A ranked non-conference team at home:

No. 21/24 Indiana; Dec. 15, 2001; W, 58-53.

A top 15 team at home:

No. 15/16 Florida State; Feb. 26, 2012; W 78-62.

A top 15 non-conference team at home:

No. 12 (AP) Kansas; Jan. 12, 1989; W, 87-86.

LARRAÑAGA AND OBAMA

In his three visits to the UM campus in the past year, President Barack Obama was greeted by Coach Larranaga and attended each event. Larranaga has met the President a dozen times, dating back to Coach L's tenure in Fairfax, Va., at George Mason. Larranaga's son, John, also plays basketball with the President.

MIAMI'S LARGEST IN 2012-13

Lead	31 vs. Charlotte, 12/14
Deficit	15 at FGCU, 11/13
Margin of Victory	31 vs. Charlotte, 12/14
Margin of Defeat	12 at FGCU, 11/13
Halftime Lead	16 at UCF, 12/18
Halftime Deficit	7 at FGCU, 11/13
Deficit in Win	7 vs. Stetson, 11/9
Halftime Deficit in Win	4 vs. MSU, 11/28
Lead in Loss	10 at FGCU, 11/13
Halftime Lead in Loss	None

DOUBLE-DOUBLES in 2012-13

Player	Game	Points	Rebounds
Julian Gamble	12/22/12 vs. Hawai'i	16 p	13 r

Reggie Johnson

11/09/12	vs. Stetson	22 p	11 r
11/28/12	vs. Michigan St.	10 p	11 r
12/01/12	at UMass	19 p	13 r
12/18/12	at UCF	16 p	13 r

Kenny Kadji

11/09/12	vs. Stetson	12 p	12 r
11/24/12	vs. Detroit	14 p	11 r

Durand Scott

12/14/12	vs. Charlotte	16 p	12 r
----------	---------------	------	------

30-POINT GAMES

Player	Date	Opponent	Points
Kenny Kadji	01/02/12	vs. UNCG	30

AT THE BANKUNITED CENTER

Year	Season	Cumulative
2002-03	4-5	
2003-04	10-8	14-13
2004-05	11-5	25-18
2005-06	11-5	36-23
2006-07	8-7	44-30
2007-08	14-2	58-32
2008-09	12-4	70-36
2009-10	12-4	82-40
2010-11	13-4	95-44
2011-12	12-3	107-47
2012-13	5-0	112-47

LED (TIED) THE TEAM IN....

Player	Points	Rebounds	Assists	Steals	Blocks
Adams	-	-	-	-	-
Akpejori	-	-	-	-	-
Daniels	-	-	-	1 (1)	-
Brown	-	1	-	-	(1)
Gamble	-	1	-	-	(1)
Heller	-	-	-	-	-
Jekiri	-	-	-	-	-
Johnson	2	4	-	-	3
Kadji	1	1 (1)	-	(1)	3 (3)
Larkin	2 (1)	-	5 (2)	(7)	-
McKinney Jones	1	-	-	2 (1)	-
Scott	2 (1)	1	2 (2)	(3)	-
Sorenson	-	-	-	-	-
Swoope	-	-	-	-	(1)

UM Communications
Assoc. AD for Communications Chris Freet
 cfreet@miami.edu
MBB Contact Amy Woodruff
Assistant Director of Communications
Work/Cell (305) 284-3241 / (813) 410-1194
Email a.woodruff@miami.edu
Website www.HurricaneSports.com

2012-13 UM Quick Facts
Location Coral Gables, Fla.
Stadium BankUnited Center
Press Row 305-284-2111
Capacity 7,200
Enrollment 15,524
Founded 1925
Colors Orange, Green, White
Nickname Hurricanes
Mascot Sebastian the Ibis
Conference Atlantic Coast
President Dr. Donna E. Shalala
Interim Director of Athletics Blake James
Address 5821 San Amaro Drive
 Coral Gables, Fla. 33146

2011-12 Overall Record 20-13
Home/Away/Neutral 14-4/5-8/1-1
2011-12 ACC Record 9-7
2011-12 ACC Finish T-4
Starters Returning / Lost 4/1
Lettermen Returning / Lost 10/2

Head Coach Jim Larrañaga
Alma Mater Providence, 1971
Record at UM 28-14 / second season
Overall Record 498-348 / 29th season

STAFF
 Eric Konkol Wisconsin-Eau Claire, '00
 Michael Huger Bowling Green, '94
 Chris Caputo Westfield (Mass.) State, '02
 Director of Operations Mike Summey
 Assoc. Director of Operations Jaime Vathielil
 Athletic Trainer Wes Brown
 Strength & Conditioning Coach Jim Krumpus

HISTORY
First Season of Basketball 1926
Overall All-Time Record 897-682
Year UM Joined ACC 2004-05
NCAA Appearances Six
 1960, 1998, 1999, 2000, 2002, 2008
Last NCAA Appearance L, 75-72
 Second Round vs. Texas, 2008
NIT Appearances 10
 1961, 1963, 1964, 1995, 1997,
 2001, 2005, 2006, 2009, 2011
Last NIT Appearance L, 79-64
 Quarterfinals vs. Alabama, 2011

COMMUNICATIONS POLICIES
 All interview requests for assistant coaches or athletics department staff members must also be approved and cleared by the UM Communications office and/or basketball contact Amy Woodruff. Credential requests are taken via e-mail to Amy Woodruff (A.Woodruff@miami.edu). Any misuse of credentials will result in removal from the BankUnited Center and the permanent voiding of the credential. The UM locker room is closed at all times. For home games, Coach Larrañaga and a handful of Hurricane players will report to the media room for interviews following the opposing team's postgame press conference.

CANES & COACH L MAKE COMMITMENT
 The University of Miami and Coach Jim Larrañaga have agreed to terms on a three-year contract extension that will run through April 30, 2019. Larrañaga's extension adds three years to his existing five-year contract which began in April 2011.

WEIGHT ROOM GAINS
 UM has made great strides in the weight room since the arrival of Coach Jim Larrañaga and strength & conditioning coach Jim Krumpus. When Krumpus first arrived at Miami in the spring of 2011, the team bench pressed an average of 231 pounds. By the fall of 2011, that number jumped to 257 lbs, and in the fall of 2012, the Canes are benching 270.

In the vertical jump, the players averaged 32.4 inches in the spring of 2011, 34.4 inches in the fall of 2011 and are now at 35 inches. The team also averages 270 lbs. in the front squat. Some impressive individual numbers include: Bishop Daniels gained six inches on his vertical jump; Kenny Kadji lost 20 pounds and gained strength; Erik Swoope benches 340 pounds.

UM SETS GSR SCHOOL RECORD
 The University of Miami recorded a department-wide school-record Graduation Success Rate (GSR) of 93 percent, according to the rates released by the NCAA. As a department, Miami's 93 percent GSR ranks fourth among ACC schools and is eighth overall among FBS schools. Overall, the University of Miami athletic department has improved from 77 to 93 percent from 2005 to 2012, a year after UM student-athletes posted a then-record 89 percent GSR in 2011. UM has exceeded the NCAA average GSR in each of the last eight years. The men's basketball team's rate is 87.

2011-12 IN REVIEW
 In 2012-13, Larrañaga and his staff began their second year at the helm in Coral Gables. Having posted a 20-13 record and an appearance in the NIT (second round) in his first campaign, Larrañaga was the first Canes coach to open his UM career with 20 wins. Miami finished the season tied for fourth in the Atlantic Coast Conference, a program-best, and registered Miami's first winning record in the ACC (9-7).

DEQUAN JONES STARTS FOR ORLANDO
 Former Miami Hurricane DeQuan Jones was signed as a free agent on Sept. 29, 2012, making the Orlando Magic's 15-man opening night roster. He started the first two games of the season, and since then has played in 14 total games, starting three, missing some time due to a groin injury. He is averaging 2.1 ppg, 1.6 rpg, 0.3 bpg while shooting 38.7 percent in 8.4 mpg. As a senior in 2011-12, he averaged 5.9 points, 3.6 rebounds and 17.3 minutes in 23 games for UM. He participated in the 24th annual State Farm College Slam Dunk & 3-Point Championships at the Final Four, advancing to the semifinals of the slam dunk contest.

2012-13 Record Chasers
REBOUNDS, CAREER
 1. Rick Barry, 1962-65 1,274
 2. Willie Allen, 1968-71 916
 3. Harry Manushaw, 1958-61 914
 9. Ron Godfrey, 1958-61 767
 10. Joe Wylie, 1988-91 758
11. Reggie Johnson, 2009-p 731

BLOCKED SHOTS, CAREER
 1. Constantin Popa, 1991-95 263
 2. Tim James, 1995-99 224
 3. Anthony King, 2003-08 219
 7. Elton Tyler, 1997-2000, 2001-02 114
 8. Jimmy Graham, 2005-09 104
9. Reggie Johnson, 2009-p 102

POINTS SCORED (FG-FT), CAREER
 1. Rick Barry, 1962-65 (816-666) 2,298
 2. Eric Brown, 1985-89 (805-633) 2,270
 3. Don Curnutt, 1967-70 (813-380) 2,006
 14. James Jones, 1999-03 (464-304) 1,356
 15. Mike Wittman, 1964-67 (492-335) 1,319
16. Durand Scott, 2009-p 1,315

ASSISTS, CAREER
 1. Vernon Jennings, 1996-00 520
 2. Kevin Norris, 1994-98 493
 3. John Salmons, 1998-02 429
 4. Kevin Presto, 1985-98 412
 5. Thomas Hocker, 1987-90 384
6. Durand Scott, 2009-p 340

GAMES STARTED, CAREER
 1. Darius Rice, 2000-04 113
 2. Robert Hite, 2002-06 109
 3. Kevin Norris, 1994-98 108
 6. Anthony King, 2003-08 105
7. Durand Scott, 2009-p 99

STARTERS BY GAME

SU	Larkin	Brown	McKinney Jones	Kadji	Johnson
FGCU	Larkin	Brown	McKinney Jones	Kadji	Johnson
JU	Larkin	Brown	McKinney Jones	Kadji	Gamble
Detroit	Larkin	Scott	McKinney Jones	Kadji	Gamble
MSU	Larkin	Scott	McKinney Jones	Kadji	Johnson
UMass	Larkin	Scott	McKinney Jones	Kadji	Johnson
Charlotte	Larkin	Scott	McKinney Jones	Kadji	Johnson
UCF	Larkin	Scott	McKinney Jones	Kadji	Johnson
Hawai'i	Larkin	Scott	Brown	Kadji	Gamble

RECORD BY STARTING LINEUP

Larkin, Brown, McKinney Jones, Kadji, Johnson	1-1
Larkin, Brown, McKinney Jones, Kadji, Gamble	1-0
Larkin, Scott, McKinney Jones, Kadji, Gamble	1-0
Larkin, Scott, McKinney Jones, Kadji, Johnson	4-0
Larkin, Scott, Brown, Kadji, Gamble	1-0

GRANT SIGNS WITH CYPRUS

After three years spent competing in orange and green, former Cane Malcolm Grant switched to purple and yellow this season, signing with APOEL Nicosia B.C. of the Cypriot First Division A. Grant totaled 1,185 points in his career. He made a 3-pointer in 35-straight games from Dec. 30, 2009-Jan. 7, 2012, tying the UM school record with former Cane Jack McClinton. The 35 also is the 11th-best in ACC history, tying Grant with J.J. Redick (Duke) and McClinton.

CANE HOOPER NAMED TO NFL PRO BOWL

Former Cane hooper Jimmy Graham (2005-09) was one of five New Orleans Saints to be named to the 2012 NFL Pro Bowl. As of Nov. 14, 2012, Graham has 779 yards from 69 receptions and eight touchdowns this season.

At Miami, Graham played basketball from 2005-2009, graduated with a double major in marketing and management, then joined the 2009 football team while taking graduate classes. That season he totaled 17 receptions for 213 yards and five touchdowns. Graham averaged 4.2 ppg, shooting 49.5 percent from the field, and 4.2 rpg in 120 games in his four years with Miami men's basketball.

MIAMI IS A TOP ACADEMIC INSTITUTION

Already the top academic institution in the state of Florida and a world-renowned research institution, the University of Miami and its Department of Athletics are building upon its reputation for developing world-class students. In the 2012 edition of the U.S. News & World Report's annual issue, the University of Miami rose to number 44. UM remains the highest ranked school in the state of Florida.

CELTICS & LINSANITY ASSOCIATED WITH COACH L

Coach Jim Larrañaga's son, Jay, was hired by the Boston Celtics as an assistant coach for the 2012-13 season. Jay was previously the head coach of the Erie Bayhawks, the Knicks' Developmental League team where Jeremy Lin played one game before being sent to New York City. In that one game, Lin delivered the single-best performance by an Erie player this season notching the team's only triple-double thus far, scoring 28 points, dishing out 12 assists and grabbing 11 rebounds in the BayHawks' 122-113 win over Maine.

CANES LOOK FORWARD TO COMPLETE ROSTER

Last season, Miami players missed 108 games due to injury or NCAA suspensions. The list of players missing time included starting center Reggie Johnson (nine games to injury, one to suspension), forward DeQuan Jones (10 to suspension), starting guard Durand Scott (three to suspension), starting guard Malcolm Grant (two to a death in the family), guard Garrius Adams (14 to injury and knee surgery), and guard Rion Brown (two to illness). Even guard Shane Larkin missed the opener until the NCAA approved his eligibility. Veteran forward Julian Gamble (knee) and freshman guard Bishop Daniels (foot) sat out the entire year.

MBB INKS BURNETT AND REED TO NLI

Jim Larrañaga has announced the signing of Deandre Burnett and Davon Reed to National Letters of Intent, on Nov. 20.

Burnett is a 2012 Parade All-American, one of only two players from the state of Florida and one of five Atlantic Coast Conference recruits to earn the honor. Originally from Florida, Burnett is currently attending Massanutten Military Academy (Va.).

At 6-1, 190 pounds, the shooting guard averaged 36.2 points, six rebounds and four assists per game as a senior at Carol City High School in Miami Gardens, Fla. The fourth leading scorer in the nation notched 45 points three times in his final prep season, earning first team Miami-Dade County honors as a junior while leading the Chiefs to an 18-4 record. He has averaged more than 20 points per game since his sophomore campaign.

Burnett played AAU ball for Team U and is touted for his ability to attack the basket in transition, score through contact and pressure the ball full court.

Burnett chose Miami over offers from Virginia, Mississippi, South Carolina, La Salle, FAU, Georgia Southern, FIU and Stetson. He is Larrañaga's third signee from the state of Florida, joining current Hurricanes sophomore Shane Larkin (Dr. Phillips) and freshman Tonye Jekiri (Champagnat).

Reed, a native of Princeton, N.J., is a four-star swingman listed as a Top 100 player (No. 97) by Rivals.com and No. 78 in the Class of 2013 by ESPN. He is the third-best talent in New Jersey and 18th best nationally at the shooting guard position, according to ESPN.com and Rivals ranks him as 24th among shooting guards.

He is a 6-6, 195-pound guard who averaged 27 points and nine rebounds per game for Princeton Day School (N.J.) last season. He enters his senior season with 1,473 points in 78 career games, an 18.9 ppg clip.

He is a multidimensional, athletic player who can handle the ball, has a solid shot and can defend the perimeter. He can play the 2 or the 3, and can defend the 1, 2 or 3 positions.

This summer, Reed participated in the Kevin Durant Skills Academy and played the AAU circuit with Team Final from New Jersey.

Reed chose Miami over offers from Wake Forest, Cincinnati, Xavier and Memphis, among others.

MIAMI (AS OF 12/16) IN THE ...	ACC	NCAA	ACTUAL
Team			
FG Percentage		#35	47.6
Blocked Shots		#36	5.1
FG Percentage Defense		#40	38.2
3FG Percentage		#60	37.5
Scoring			
Shane Larkin	#6	#206	15.3
FG Percentage			
Shane Larkin	#6	#56	55.7
3-Point FG Percentage			
Shane Larkin	#1	NR	51.9
Free Throw Percentage			
Trey McKinney Jones	#1	#30	90.9
Rebounds per Game			
Reggie Johnson	#3	#32	9.7
Assists per Game			
Shane Larkin	#7	#187	3.9
Blocked Shots per Game			
Reggie Johnson	#3	#54	2.2
Kenny Kadji	#9		1.4
Steals per Game			
Shane Larkin	t-2	#96	2.0
Double-doubles			
Reggie Johnson		#52	3

@CoachKonkol Facts

@CanesHoops has the 7th best Graduation #Success Rate in the Country. #FinalExams

The ACC is the best academic BCS conference in the country.#academics and #athletics

Congrats to @DequanJones5 on making the @Orlando_Magic! Proud of you! #Canefam #the

Check out #6 #Canes fans! The 25 Greatest College Basketball Uniforms of All Time <http://www.complex.com/art-design/2012/03/the-25-greatest-college-basketball-uniforms-of-all-time/> ... via@ComplexMag

!! RT @CanesFam: Props to @CanesHoops alum @DequanJones5got 2nd start for Magic & threw in 22 pts in this sick DUNK <http://ow.ly/ey2SU>

Team average on 185# bench NBA rep test goes up to 15.4 from 12.8 a year ago and 9.1 17 months ago. #

Since Jim Krumpas became our strength coach the max bench average has gone from 231 to 270 in 17 months. An #improvement of 17%.

Team average bench max goes to 270 up from 257 a year ago.#TheU #improvement

#CoachLFact In each of the past 15 years, Coach L has mentored at least one all-conf big 13 times and all-conf guard 14 times.

Miami, Northwestern and Duke are the only 3 BCS schools to record APR score of 980 or better in FB, mens basketball & baseball #UFact

Miami 87, Stetson 79 Game 1 BankUnited Center 11/09/12

Stetson 0-1 Player fg fga fg3 fga3 ft fta of de tot pf tp a to b s min

TOTAL FG% 1st Half: 12-29 41.4% 2nd Half: 16-34 47.1% Game: 44.4%

Miami 1-0 Player fg fga fg3 fga3 ft fta of de tot pf tp a to b s min

TOTAL FG% 1st Half: 11-28 39.3% 2nd Half: 21-33 63.6% Game: 52.5%

Officials: Jerry Heater, JB Caldwell, Brian Shey Technical fouls: Stetson-None. University of Miami-None.

FGCU 63, Miami 51 Game 2 Alico Arena 11/13/12

Miami 1-1 Player fg fga fg3 fga3 ft fta of de tot pf tp a to b s min

TOTAL FG% 1st Half: 8-30 26.7% 2nd Half: 8-25 32.0% Game: 29.1%

FGCU 1-1 Player fg fga fg3 fga3 ft fta of de tot pf tp a to b s min

TOTAL FG% 1st Half: 14-26 53.8% 2nd Half: 11-25 44.0% Game: 49.0%

Officials: Brian Shey, Frank Raposo and Jerry Heater Technical fouls: University of Miami-None. Florida Gulf Coast-None.

Miami 73, Jacksonville 57 Game 3 BankUnited Center 11/16/12

Jacksonville Player fg fga fg3 fga3 ft fta of de tot pf tp a to b s min

TOTAL FG% 1st Half: 8-23 34.8% 2nd Half: 12-27 44.4% Game: 40.0%

Miami Player fg fga fg3 fga3 ft fta of de tot pf tp a to b s min

TOTAL FG% 1st Half: 8-15 53.3% 2nd Half: 15-24 62.5% Game: 59.0%

Officials: Patrick Adams, Doug Sirmons, Ron Grover Attendance: 3135

Miami 77, Detroit 62 Game 4 BankUnited Center 11/24/12

DETROIT 2-2 Player fg fga fg3 fga3 ft fta of de tot pf tp a to b s min

TOTAL FG% 1st Half: 11-32 34.4% 2nd Half: 10-27 37.0% Game: 35.6%

Miami 3-1 Player fg fga fg3 fga3 ft fta of de tot pf tp a to b s min

TOTAL FG% 1st Half: 14-27 51.9% 2nd Half: 14-27 51.9% Game: 51.9%

Officials: Mike Eades, Ray Natili, Earl Walton Technical fouls: DETROIT-None. University of Miami-None.

Miami 67, #13/14 Michigan State 59 Game 5 BankUnited Center 11/28/12

Michigan State 5-2 Player fg fga fg3 fga3 ft fta of de tot pf tp a to b s min

TOTAL FG% 1st Half: 13-29 44.8% 2nd Half: 11-30 36.7% Game: 40.7%

Miami 4-1 Player fg fga fg3 fga3 ft fta of de tot pf tp a to b s min

TOTAL FG% 1st Half: 11-24 45.8% 2nd Half: 10-20 50.0% Game: 47.7%

Officials: Roger Ayers, Les Jones, Ed Corbett Technical fouls: Michigan State-None. University of Miami-None.

Miami 75, UMass 62 Game 6 Mullins Center 12/01/12

Miami 5-1 Player fg fga fg3 fga3 ft fta of de tot pf tp a to b s min

TOTAL FG% 1st Half: 11-27 40.7% 2nd Half: 14-25 56.0% Game: 48.1%

Massachusetts 3-3 Player fg fga fg3 fga3 ft fta of de tot pf tp a to b s min

TOTAL FG% 1st Half: 9-35 25.7% 2nd Half: 9-28 32.1% Game: 28.6%

Officials: Sean Hull, Tim Kelly, Chuck Jones Technical fouls: University of Miami-None. Massachusetts-None.

Miami 77, Charlotte 46
12/14/12
Game 7
BankUnited Center

Table with 13 columns: Player, tot-fg, 3-pt, rebounds, a, to, b, s, min. Rows include Charlotte 9-1 players like CLARK, Daron and team totals.

Table with 13 columns: Player, tot-fg, 3-pt, rebounds, a, to, b, s, min. Rows include Miami 6-1 players like Shane Larkin and team totals.

Officials: Brian Dorsey, Brian O'Connell, Ray Perone
Technical fouls: Charlotte-None. University of Miami-None.
Attendance: 3275
Score by Periods: 1st 2nd Total
Charlotte 22 24 46
University of Miami 33 44 77

Points in the paint-CHA 30,UM 40. Points off turnovers-CHA 6,UM 20.
2nd chance points-CHA 9,UM 7. Fast break points-CHA 0,UM 5.
Bench points-CHA 23,UM 17. Score tied-0 times. Lead changed-0 times.
Last FG-CHA 2nd-00:53, UM 2nd-00:20.
Largest lead-CHA None, UM by 31 2nd-01:25.

Miami 72, UCF 50
12/18/12
Game 8
UCF Arena

Table with 13 columns: Player, tot-fg, 3-pt, rebounds, a, to, b, s, min. Rows include Miami 7-1 players like Kenny Kadji and team totals.

Table with 13 columns: Player, tot-fg, 3-pt, rebounds, a, to, b, s, min. Rows include UCF 6-3 players like SPURLOCK, Tristan and team totals.

Officials: Rick Crawford, Rick Hartzell, Zelton Steed
Technical fouls: University of Miami-None. UCF-None.
Attendance: 5189
Score by Periods: 1st 2nd Total
University of Miami 37 35 72
UCF 21 29 50

Points in the paint-UM 34,UCF 22. Points off turnovers-UM 11,UCF 9.
2nd chance points-UM 19,UCF 7. Fast break points-UM 6,UCF 2.
Bench points-UM 12,UCF 9. Score tied-0 times. Lead changed-0 times.
Last FG-UM 2nd-00:15, UCF 2nd-05:38.
Largest lead-UM by 22 2nd-00:15, UCF None.

Miami 73, Hawai'i
12/22/12
Game 9
Stan Sheriff Center

Table with 13 columns: Player, tot-fg, 3-pt, rebounds, a, to, b, s, min. Rows include Miami 8-1 players like Shane Larkin and team totals.

Table with 13 columns: Player, tot-fg, 3-pt, rebounds, a, to, b, s, min. Rows include Hawai'i 5-4 players like Jefferson, Garrett and team totals.

Officials: Larry Spaulding, Mike Thibodeaux, Jason Baker
Technical fouls: University of Miami-None. Hawai'i-None.
Attendance: 8120
Score by Periods: 1st 2nd Total
University of Miami 22 51 73
Hawai'i 21 37 58

Points in the paint-UM 34,UH 28. Points off turnovers-UM 22,UH 10.
2nd chance points-UM 14,UH 12. Fast break points-UM 4,UH 0.
Bench points-UM 11,UH 33. Score tied-5 times. Lead changed-6 times.
Last FG-UM 2nd-05:27, UH 2nd-00:07.
Largest lead-UM by 25 2nd-06:12, UH by 3 1st-10:16.



HEAD COACH JIM LARRAÑAGA

Second Season | Providence, 1971

Hometown: The Bronx, N.Y. | Head Coach: American International, 1977-79 | Bowling Green, 1986-97 | George Mason, 1997-2011 | Miami, 2011-present

LARRAÑAGA'S CAREER

Head Coach

2011-pres. Miami
1997-2011 George Mason
1986-97 Bowling Green
1977-79 American International

Assistant

1979-86 Virginia
1971-76 Davidson

Player / Coach

1977 Geronemo Basketball Club (Belgium)

EDUCATION

Providence College, 1971
B.A. Economics
Archbishop Malloy High School, 1967

NCAA APPEARANCES

1999 - George Mason
2001 - George Mason
2006 - George Mason (Final Four)
2008 - George Mason
2011 - George Mason

NIT APPEARANCES

1990 - Bowling Green
1991 - Bowling Green
1997 - Bowling Green
2002 - George Mason
2004 - George Mason
2009 - George Mason
2012 - Miami

PLAYING CAREER

Geronemo Basketball Club (Belgium) 1976-77
Providence College, 1967-71
Archbishop Molloy, 1963-67

MISCELLANEOUS

Clair Bee Coach of the Year, 2006
CAA Coach of the Year, 2011
CAA Coach of the Year, 1999

PERSONAL

Hometown: Bronx, N.Y.
Born: Oct. 2, 1949
Wife: Liz
Sons: Jay and Jon

Jim Larrañaga was named the 12th head coach of the University of Miami men's basketball program on April 22, 2011.

Larrañaga came to Miami after serving as the head coach at George Mason for 14 seasons. He guided that program to five NCAA Tournament appearances (1999, 2001, 2006, 2008, 2011) - including an unprecedented run to the 2006 Final Four that captured the nation's attention, defeating Michigan State, North Carolina, Wichita State and UConn along the way. Following that run, he was selected the 2006 Clair Bee Coach of the Year.

In year one at The U, the Canes posted a 20-13 record, making Larrañaga the first Miami head coach to record 20 wins in his inaugural season in Coral Gables. Under the new coaching staff, UM won nine games in conference play, the first time Miami has posted a winning record in ACC play since joining the conference for the 2004-05 season. The Canes ended the season tied for fourth in the ACC, another program-best accomplishment.

On Feb. 5, 2012, Coach L & Co. did what no other hoops coach at Miami had done when he took the Canes into Cameron Indoor Stadium and defeated No. 7/5 Duke. The Canes downed the Blue Devils 78-74 in overtime that afternoon, led by 27 points and 12 rebounds from Reggie Johnson, and received votes in the next AP Poll for the first time since 2010. Gaining momentum, Miami then beat No. 15/16 Florida State at home in front of a packed house, UM's first win over FSU since 2009. Teetering on the edge of The Dance bubble, the Canes went 1-1 in the ACC Tournament and ended up in the NIT, defeating Valparaiso, but falling to Minnesota, the eventual NIT Championship runner-up.

Three players earned postseason recognition under Larrañaga's watch, as Kenny Kadji was selected to the All-ACC third team, Durand Scott was voted an honorable mention performer and Shane Larkin earned a spot on the ACC All-Freshman Team.

Larrañaga built the GMU Patriots' program into a perennial contender in the highly-regarded Colonial Athletic Association, winning more games than any other coach in program and conference history (273) en route to three conference titles (1999, 2001, 2008).

A two-time CAA Coach of the Year honoree, Larrañaga earned the accolade in 2011, leading the Patriots to a 27-7 overall record and 16-2 conference mark en route to the CAA regular-season title and their fifth NCAA Tournament appearance under his leadership. Seeded a program-best eighth in the NCAA Tournament, George Mason rallied from a double-digit deficit to defeat ninth-seeded Villanova, 61-57, before falling to overall No. 1 seed Ohio State in the third round.

Larrañaga's teams are known for their offensive efficiency and a frenetic defense dubbed the "Scramble." In Coach L's last season, his Patriots - who were ranked 24th in the final RPI - finished the season 11th in the nation in three-point field goal percentage (39.5), 18th in scoring margin (10.3), 22nd in turnovers (11.1), 26th in assist-to-turnover ratio (1.28) and 37th in scoring defense (62.5). During its 16-game win streak - which catapulted Mason to No. 25 in the ESPN/USA TODAY Coaches Poll on Feb. 28 - all but four victories came by a double-digit margin. That streak included the 71-51 win at VCU on Feb. 15, with Mason

holding the Rams to a season-low offensive output. He became Mason's all-time leader in men's basketball victories with his 131st win on January 22, 2005, with the 77-58 decision at James Madison. He became the CAA's all-time leader in wins on February 4, 2006, when the Patriots defeated UNC Wilmington. His Mason teams went 182-89 in CAA play.

In 2006, Larrañaga became the first coach at a mid-major school to take his team to the Final Four in 27 years and earned an at-large berth for a CAA team for the first time in 20 years. Along the way, he led Mason to a school record in wins, the school's first national ranking, George Mason's first appearance in the Top 10 and the school's first wins over Top 10 teams.

WINNINGEST ACTIVE D- I HEAD COACHES

(prior to 2012-13 season)

Name	Wins
1. Mike Krzyzewski	927
2. Jim Boeheim	890
3. Bob Huggins	710
4. Roy Williams	675
5. Jerry Sloum	655
6. Bo Ryan	651
7. Rick Byrd	637
8. Mike Montgomery	635
9. Cliff Ellis	633
10. Rick Pitino	629
11. Larry Hunter	616
12. Ben Braun	603
13. John Beilein	567
14. Stew Morrill	563
15. Rick Barnes	544
16. Dave Bike	519
17. John Calipari	505
18. Lon Kruger	494
19. Tubby Smith	490
20. Jim Larrañaga	490
Don Maestri	490
22. Greg Kampe	488
23. Bill Self	476
24. Bob Thomason	467
25. Tony Shaver	461

LARRAÑAGA'S CAREER RECORDS

School	Years	Overall	Conference
American International	1977-1979	27-26	none
Bowling Green	1986-1997	170-144	101-85
George Mason	1997-2011	273-164	165-79
Miami	2011-pres.	27-14	9-7
Overall		29	498-348
			275-171

COACH JIM LARRAÑAGA AT A GLANCE

2006 Clair Bee Coach of the Year Five NCAA tournament appearances
2001 CAA Coach of the Year 2011, 2008, 2006, 2001, 1999
1999 CAA Coach of the Year Seven postseason NIT appearances
1997 MAC Coach of the Year 2012, 2009, 2004, 2002, 1997,
Seven 20-win seasons 1991, 1990

28 All-Colonial Athletic Conference selections
Coached George Evans, who was a three-time CAA Player of the Year, the CAA Rookie of the Year, a three-time CAA Defensive Player of the Year and on the CAA All-Defensive Team three times.

Two AP All-America (honorable mention) players

Nine CAA All-Defensive Team selections

Eight CAA All-Rookie Team selections

Three Dean Ehlers Award winners - given to the CAA player who best meets the criteria of academic achievement, leadership and community service.

12 All-MAC Conference selections

Coached Antonio Daniels - MAC Player of the Year and MAC Freshman of the Year

Two MAC Freshman of the Year selections

Four MAC All-Freshman Team selections

COACH LARRAÑAGA'S MILESTONE VICTORIES

Victory	Date	Opponent	Score	School
50	02/10/88	Miami (Ohio)	65-59	Bowling Green
100	02/23/91	Kent State	84-57	Bowling Green
150	12/22/94	at Ohio State	59-50	Bowling Green
200	12/27/97	Northeastern	66-60	George Mason
250	12/20/00	Coastal Carolina	81-65	George Mason
300	12/02/03	East Carolina	76-65	George Mason
350	01/26/06	William & Mary	81-58	George Mason
400	02/27/08	William & Mary	68-59	George Mason
450	12/08/10	Loyola (Md.)	66-52	George Mason

campaign with a 19-10 overall record (13-5 in the CAA) and a NIT berth in 2001-02. Mason's 2002-03 roster was hampered by injuries, but managed to pull together a 16-12 record (11-7 in the CAA), and a fourth-place CAA finish.

In 2003-04, Larrañaga led the Patriots to a 7-2 non-conference record and to a school-record 23-win season, as Mason finished 23-10 on the year, its first 20-or-more win campaign in 14 years. Gaining an NIT berth (the Patriots fourth postseason appearance in six years), Larrañaga led Mason to two consecutive postseason victories for the first time in school history.

Under Larrañaga, the Patriots have won three CAA titles including the 2008 championship when Mason went 23-11. The Patriots have appeared in the postseason each of the past four seasons for the first time in Mason history, advancing to the NCAA Tournament in 2008, the NIT in 2009, the *CollegeInsider.com* Postseason Tournament in 2010 and back to the NCAA Tournament in 2011.

With 28 years of head coaching experience, the native of Bronx, N.Y., previously served as the head coach at Bowling Green for 11 seasons (1986-1997) and at Division II American International for two seasons (1977-79).

At Bowling Green, he made an immediate impact in his first season. In 1986-87, the Falcons were the nation's most improved team under a first-year head coach that took over a program with a losing record, posting a 15-14 record for an eight-game improvement over the previous season. Larrañaga went on to record a 170-144 mark in 11 years at Bowling Green, earning the 1997 Mid-American Conference Coach of the Year honors after leading Bowling Green to a 22-10 record, a conference regular season co-championship and a berth in the National Invitation Tournament. The 22 victories were the most by a Bowling Green team in 47 years and the 13 conference wins were the second-highest total in Falcon history.

Larrañaga's 170 victories at Bowling Green ranked second all-time on the Falcons' coaching list and he was only the second coach to record consecutive postseason appearances. Larrañaga led his squad to NIT berths in 1990 (18-11) and again in 1991 (17-13), the first time the Falcons enjoyed back-to-back postseason appearances since the early '60s. Bowling Green won better than 61 percent of its games in Larrañaga's last four years, recording a 70-44 mark during that stretch. The Falcons finished fourth or better in the MAC in five of Larrañaga's 11 seasons and he is among the winningest coaches in MAC history.

Larrañaga received his first head coaching position in 1977 when he was named to the post at American International, a Division II program in Springfield, Mass. Taking over a team that had suffered through five consecutive losing seasons prior to his arrival, Larrañaga turned AIC into a winning program in his first year and compiled a 28-25 mark in two seasons.

A 1971 graduate of Providence College with a degree in economics, Larrañaga was a four-year letterman for the Friars. As the team captain in his senior season, he led Providence to a 20-8 record and an NIT appearance. He graduated as the school's fifth all-time leading scorer with 1,258 points and was selected in the sixth round of the draft by the Detroit Pistons of the National Basketball Association. He was the team's top scorer as a sophomore and junior and was named New England's Division I Sophomore of the Year in 1969. He was inducted into the Providence College Hall of Fame in 1991.

His first coaching opportunity came at Davidson College, where he served as an assistant coach to Terry Holland. Davidson captured three Southern Conference regular-season championships and an NIT berth in his five years there, and he compiled a 47-12 record doubling as the freshman team coach. In 1976, he left Davidson and spent one season as player-coach for the Geronemo Basketball Club in Belgium.

After his two-year stint at American International, Larrañaga was reunited with Holland at the University of Virginia in April 1979. An assistant coach under Holland for seven seasons from 1979-86, he helped the Cavaliers reach the NCAA Final Four on two occasions (1981 and 1984), finish in the top five of the AP and UPI polls and average more than 24 victories per season. The Cavaliers were 169-62, won three regular season Atlantic Coast Conference championships and made four NCAA Tournament appearances. Virginia also made a pair of NIT appearances, winning the NIT Championship in 1980. Larrañaga was on the staff during the careers of three-time National Player of the Year Ralph Sampson and NBA first-round draft choice Olden Polynice.

Larrañaga, 63, and his wife, Liz, have two sons - Jay, who played for his father at Bowling Green and is an assistant coach with the Boston Celtics, and Jon, who was a member of his father's George Mason teams from 1999-2003 - and four grandchildren.

The Patriots finished the year with a 27-8 record and a No. 8 ranking in the final *USA TODAY/ESPN* Coaches Poll. Earlier that season, Mason cracked the polls at No. 25, but NCAA tournament wins over Michigan State, No. 10 North Carolina, Wichita State and No. 2 Connecticut vaulted Mason up the poll, into the national conscience and made Larrañaga a household name.

The remarkable run at George Mason began just two years into Larrañaga's tenure. After going 9-18 in his first year with the Patriots in 1997-98, Larrañaga guided the 1999 Patriots' squad to a 19-11 overall record and a 13-3 CAA mark. That season, he earned his first Coach of the Year accolades in the CAA and NABC District 4 after making a 10-game improvement and leading the program to its first-ever conference regular season championship, its second CAA Tournament title and first NCAA Tournament appearance since 1989.

The Patriots followed that with another 19-11 overall mark in 1999-2000, tying for first place in the CAA at 12-4 and earning the top seed in the conference tournament. In 2000-01, the Patriots finished 18-12 overall and 11-5 in the CAA, good for a tie for second place, and they won the CAA Tournament title and advanced to the NCAA Tournament for the second time in three years. The Patriots produced another solid

LARRAÑAGA YEAR-BY-YEAR

Year	School	Overall W-L	Conference W-L	Finish	Post-Season
1977-78	American International	14-13			
1978-79	American International	13-13			
1986-87	Bowling Green	15-14	10-6	3	
1987-88	Bowling Green	12-16	7-9	t-5	
1988-89	Bowling Green	13-15	6-10	t-6	
1989-90	Bowling Green	18-11	9-7	t-3	NIT 0-1
1990-91	Bowling Green	17-13	9-7	t-4	NIT 0-1
1991-92	Bowling Green	14-15	8-8	5	
1992-93	Bowling Green	11-16	8-10	t-6	
1993-94	Bowling Green	18-10	12-6	t-2	
1994-95	Bowling Green	16-11	10-8	t-5	
1995-96	Bowling Green	14-13	9-9	t-6	
1996-97	Bowling Green	22-10	13-5	t-1	NIT 0-1
1997-98	George Mason	9-18	6-10	6	
1998-99	George Mason	19-11	13-3	1	NCAA 0-1
1999-00	George Mason	19-11	12-4	t-1	
2000-01	George Mason	18-12	11-5	3	NCAA 0-1
2001-02	George Mason	19-10	13-5	2	NIT 0-1
2002-03	George Mason	16-12	11-7	4	
2003-04	George Mason	23-10	12-6	3	NIT 2-1
2004-05	George Mason	16-13	10-8	6	
2005-06	George Mason	27-8	15-3	t-1	NCAA 4-1
2006-07	George Mason	18-15	9-9	5	
2007-08	George Mason	23-11	12-6	2	NCAA 0-1
2008-09	George Mason	22-11	13-5	2	NIT 0-1
2009-10	George Mason	17-15	12-6	4	CIT 0-1
2010-11	George Mason	27-7	16-2	1	NCAA 1-1
2011-12	Miami	20-13	9-7	t-4	NIT 1-1
2012-13	Miami	7-1			
Overall		498-348	275-171		



Assistant coaches Michael Huger, Eric Konkol and Chris Caputo have aided Coach Larrañaga for a combined 26 seasons.

Michael Huger

Defensive Coordinator

Michael Huger enters his second season at the University of Miami and his sixth season as an assistant coach for head coach Jim Larrañaga assisting in all aspects of the program, while focusing on defense. He has seven seasons of collegiate coaching experience and a dozen years of pro basketball experience.

In four seasons at George Mason, Huger helped lead the Patriots to the postseason every year, including NCAA berths in 2008 and 2011. In 2011, the team defeated Villanova to advance to the third round of the NCAA Tournament, earned a regular-season CAA title and posted a school-record tying 27 wins. In 2009, he helped Mason to an NIT bid and its second-straight 20-win season. In 2008, Huger helped the Patriots to their second-highest win total in school history as they beat nationally-ranked Kansas State and won the CAA title for the first time since 2001.

Huger began his coaching career at Longwood University (Va.) under Mike Gillian, a former Mason assistant coach under Larrañaga, where he spent two seasons.

Before joining the coaching ranks, Huger played professional basketball in Europe, spending two years in Holland (1994-96) and nine in Belgium (1996-2005). He was selected Dutch League MVP in 1996 after averaging 25.3 points and 5.8 assists, and went on to earn First Team All-Belgium honors in 2000 and 2004 after leading his clubs to Belgium Cup championships in both seasons.

A native of New York City, Huger is a 1994 graduate of Bowling Green State University with a bachelor's degree in education. There he played for Larrañaga from 1989-93, helping the Falcons to a pair of NIT appearances. He earned Mid-American Conference honors in his final two seasons, and was a Naismith Award nominee and the runner-up for conference player of the year as a senior. As a prep player, he helped lead Stevenson High School (Bronx) to back-to-back PSAL City Championships in 1988 and 1989.

Huger and his wife, Tonya, have a son, Michael Anthony II.

Eric Konkol

Offensive Coordinator

Eric Konkol enters his second season at the University of Miami and ninth as a member of head coach Jim Larrañaga's staff. He assists in all aspects of the program, while focusing on the Canes' offense.

Konkol previously worked with Larrañaga at George Mason from 2002-03 through 2004-05 and 2007-08 through last season, helping to develop 12 All-CAA selections, five CAA All-Rookie honorees and 16 professional players. In the interim, he spent two years coaching at national power Hopkins High School in Minnesota under Ken Novak, Jr. - who was named 2011 ESPN RISE National Boy's Basketball Coach of the Year - and had a short stint on the coaching staff at North Dakota State.

He served as Mason's scouting director from 2002-05 and helped recruit the top non-BCS recruiting class in 2009 according to ESPN.com. Additionally, he monitored the academic progress of the men's basketball student-athletes, graduating 20-of-22 student-athletes who completed their eligibility - with two more students graduating in May 2011. In both 2009 and 2010, the program was recognized by the NCAA with an Academic Progress Rate in the nation's top 10 percent.

Konkol previously worked on Buzz Peterson's staff as a student assistant for NIT champion Tulsa in 2000-01 and as a graduate administrative assistant at Tennessee in 2001-02, earning a master's degree in sport management.

A native of Amherst, Wis., Konkol is a 2000 graduate of the University of Wisconsin at Eau Claire with a bachelor's degree in kinesiology, with an emphasis in exercise management. He played three seasons of basketball for the Division III program - advancing to the national championship game in 2000. He received the team's inspiration award after his junior and senior seasons with the Blugolds, and was an honorary captain as a senior.

He spent his first two years, including one redshirt season, at the University of Wisconsin at Platteville playing for current Wisconsin head coach Bo Ryan. A 1995 graduate of Amherst High School, he was a three-sport athlete (basketball, baseball and cross country) and closed his prep career as the school's all-time leading scorer with 1,871 points.

Konkol and his wife Meagan, have two sons, Ethan and Ryan.

The Assistants

Chris Caputo

Scout Team Coordinator

Chris Caputo enters his second season with the Hurricanes and his 11th season on head coach Jim Larrañaga's staff. Entering his eighth season as an assistant coach, his primary responsibilities include recruiting and scouting the opposition.

Caputo played a major role in George Mason's run to the Final Four in 2006, putting together scouting reports to prepare the Patriots as they played nationally-ranked teams and future NBA players in nearly every round.

He has also helped lead the Patriots to the postseason for a Mason-record four-straight seasons, including NCAA berths in 2008 and 2011. In 2011, the team defeated Villanova to advance to the third round of the NCAA Tournament, earned a regular-season CAA title and posted a school-record tying 27 wins. In 2009, he helped Mason to an NIT bid and its second-straight 20-win season. In 2008, Caputo helped the Patriots to their second-highest win total in school history as they beat nationally-ranked Kansas State and won the CAA title for the first time since 2001.

As an assistant at Mason, Hoopscoop.com named him one of the Top 25 non-BCS assistant coaches in the nation. In 2010, Caputo attended the Villa 7 Consortium, an educational symposium and networking opportunity for some of the nation's top assistants. In 2011 alone, 19 alumni of Villa 7 have been hired as head coaches.

Prior to becoming an assistant coach, Caputo worked on Larrañaga's staff as the video coordinator, coordinated the staff recruiting database and mailing system, as well as serving in other administrative capacities.

A native of Elmhurst, N.Y., Caputo is a 2002 graduate of Westfield (Mass.) State College with a degree in finance and economics. He was a four-year letterwinner as a point guard for the Division III Owls, and served as captain and earned the team's Outstanding Contributor Award as a senior. A 1998 graduate of Archbishop Molloy High School - Larrañaga's alma mater, he too played for legendary head coach Jack Curran.

Caputo and his wife Julie married in May.

THE LAST TIME A ...**Player Scored 30 Points**

Miami Kenny Kadji (30), UNC Greensboro, 1/2/12
 Opponent Terrell Stoglin (33), Maryland, 2/1/12

Player Scored 35 Points

Miami Jack McClintock (35) vs. North Carolina, 3/15/09
 Opponent Sean Singletary (41), Virginia, 3/1/08

Player Scored 40 Points

Miami Darius Rice (43) vs. Connecticut, 1/20/03
 Opponent Sean Singletary (41), Virginia, 3/1/08

Two Players Scored 20 Points

Miami Malcolm Grant (23), Reggie Johnson (20) at NC State, 1/23/11
 Opponent Omari Grier (27), Raymond Taylor (20) FAU, 12/17/11

Three Players Scored 20 Points

Miami Dwayne Collins (23), Brian Asbury (21), Jack McClintock (20) vs. Virginia Tech, 1/25/09
 Opponent Travis Mays (40), Alvin Heggs (22), Lance Blanks (21), Texas, 2/22/89

Five Players Scored in Double Figures

Miami Reggie Johnson (22), Trey McKinney Jones (14), Shane Larkin (13), Kenny Kadji (12), Rion Brown (10), vs. Stetson, 11/9/12
 Opponent Jon Scheyer (27), DeMarcus Nelson (19), Kyle Singler (12), Greg Paulus (12), Lance Thomas (10) Duke, 2/20/08

Six Players Scored in Double Figures

Miami Durand Scott (17), Rion Brown (15), Reggie Johnson (11), Shane Larkin (11), Trey McKinney Jones (11), DeQuan Jones (11) vs. Appalachian State, 12/30/11

Player Grabbed 15 Rebounds

Miami Reggie Johnson (20) vs. Florida Atlantic, 3/16/11
 Opponent Gani Lawal (18), Georgia Tech, 2/10/10

Two Players Grabbed 10 Rebounds

Miami Kenny Kadji (12) and Reggie Johnson (11) vs. Stetson, 11/9/12
 Opponent Marcus Ginyard (12), John Henson (12), North Carolina, 3/2/10

Three Players Grabbed 10 Rebounds

Miami Mark Richardson (11), Eric Brown (10), Joe Wylie (10) vs. FIU, 3/6/89
 Opponent Matt Harpring (12), Dion Glover (10), Michael Maddox (10), Georgia Tech, 12/2/79

Player Had 10 Assists

Miami Durand Scott (10) vs. North Carolina Central, 11/14/09
 Opponent Kendall Marshall (10), North Carolina, 3/11/11

Player Had 10 Blocks

Miami Anthony King (10) vs. Florida Atlantic, 11/29/04
 Opponent Jarvis Varnado (10), Mississippi State, 12/13/07

Player Had a Double-Double

Miami Julian Gamble (16 pts, 13 rebs), at Hawai'i, 12/22/12
 Opponent CJ Leslie (21 pts, 11 rebs), at NC State, 2/29/12

Player Had a Triple-Double

Miami Anthony King (11 pts, 10 reb, 13 blks) vs. Florida Atlantic, 11/29/04
 Opponent Brendan Haywood (18 pts, 14 reb, 10 blks), North Carolina, 12/4/00

Two Players Had Double-Doubles

Miami Reggie Johnson (22 pts, 11 rebs) & Kenny Kadji (12 pts, 12 rebs), vs. Stetson, 11/9/12
 Opponent Hasheem Thabeet (19 pts, 14 reb), A.J. Price (13 pts, 11 reb), Connecticut, 11/23/08

Team Scored 100 Points

Miami 108 vs. Nova Southeastern, 11/16/09
 Opponent 105, North Carolina, 1/31/07

Team Scored 50 Points in a Half

Miami 51, (2nd half) at Hawaii, 12/22/12
 Opponent 51 (2nd half), UCF, 12/18/10

Team Shot 50 Percent in Both Halves

Miami .519 (14-27) / .519 (14-27) vs. Detroit, 11/24/12
 Opponent .609 (14-23) / .560 (14-25), Minnesota, 3/9/12

Team Shot 60 Percent in a Half

Miami .630 (17-27), second half, at Hawai'i, 12/22/12
 Opponent .609 (14-23), first half, Minnesota, 3/9/12

Team Shot 70 Percent in a Half

.706 (12-17), second half vs. FAU, 12/17/11


Team Shot 60 Percent in a Game

Miami .620 (31-50), vs. FAU, 12/17/11
 Opponent .622 (23-37), Clemson, 12/21/08

Team Shot Less Than 30 Percent in a Game

Miami .291 (16-55), FGCU, 11/13/12
 Opponent .286 (18-63), UMass, 12/1/12

2012-13 Photo Roster



25
Garrius Adams
Sr. | G | 6-6 | 195
Apex, N.C.
Middle Creek




10
Raphael Akpejori
Jr. | F | 6-10 | 236
Lagos, Nigeria
Sunrise Christian Academy (Kan.)




15
Rion Brown
Jr. | G | 6-6 | 200
Hinesville, Ga.
Liberty County



45
Julian Gamble
Sr. | F/C | 6-10 | 250
Durham, N.C.
Southern Durham




12
Justin Heller
Jr. | G | 6-2 | 180
Boca Raton, Fla.
West Boca Raton Community




Tonye Jekiri
Fr. | C | 7-0 | 227
Hialeah, Fla.
Champagnat Catholic School



42
Reggie Johnson
Sr. | C | 6-10 | 292
Winston-Salem, N.C.
Winston-Salem Prep




35
Kenny Kadji
Sr. | F/C | 6-11 | 242
Douala, Cameroon
Pendleton/IMG/Florida



0
Shane Larkin
So. | G | 5-11 | 176
Orlando, Fla.
Dr. Phillips (Fla.)




4
Trey McKinney Jones
Sr. | G | 6-5 | 220
Milwaukee, Wis.
South Milwaukee/UMKC



1
Durand Scott
Sr. | G | 6-5 | 203
The Bronx, N.Y.
Rice High



3
Steve Sorenson
Fr. | G | 6-0 | 151
Dallas, Texas
Mark's School of Texas



21
Erik Swoope
Jr. | F | 6-6 | 233
Lake Elsinore, Calif.
Harvard-Westlake



Jim Larranaga
Head Coach



Eric Konkol
Assistant Coach



Michael Huger
Assistant Coach



Chris Caputo
Assistant Coach



Mike Summey
Director of Operations



GARRIUS ADAMS

Senior | Guard | 6-6 | 195

Apex, N.C. | Middle Creek

#25

Adams Season / Career Highs

Points

Season: --

Career: 16, at UNGC 02/15/11

Rebounds

Season: --

Career: 9, vs. Virginia 2/5/11

Assists

Season: --

Career: 6, vs. McNeese State 11/24/10

Steals

Season: --

Career: 3, (4x) last at Ole Miss 11/25/11

Blocked Shots

Season: --

Career: 2, (2x) last vs. Boston College 1/19/10

Field Goals

Season: --

Career: 6, at UNGC 2/15/11

Field Goal Attempts

Season: --

Career: 11, at UNGC 2/15/11

Free Throws

Season: --

Career: 7, vs. UCF 12/18/10

Free Throw Attempts

Season: --

Career: 12, vs. UCF 12/18/10

3-Point Field Goals

Season: --

Career: 4 (2x) last at West Virginia 12/10/11

3-Point Field Goal Attempts

Season: --

Career: 7 (4x) last vs. FGCU 11/22/11

Foul Disqualifications

Season: --

Career: 1, vs. Tennessee Tech 11/11/11

Minutes

Season: --

Career: 40, vs. Virginia 2/5/11

As a Junior (2011-12): In 19 games, averaged 4.5 points, 2.1 rebounds, 0.9 assists and 0.6 steals in 16.9 minutes per game ... Shot 39.7 percent from field, 34.0 from distance and 55.0 at the line ... Started first six games of season ... Sat out 14 games in January and February with lower extremity injury. Had surgery on Jan. 19 and returned to court Feb. 18 ... Posted 2.4 points, 0.6 rebounds in five ACC games ... Scored 6.5 ppg in two NIT games, playing 25.5 mpg ... Led (or tied) for team game highs in steals four times and in scoring, rebounding, assists and blocks once apiece ... Season highs include 15 points at West Virginia, eight rebounds vs. Tennessee Tech, three assists vs. Valparaiso, trio of steals at Ole Miss, four three-pointers made at West Virginia and 32 minutes at West Virginia and against Florida Gulf Coast.

As a Sophomore (2010-11): Played in all 36 games, with 24 starts - including stretch of 15 straight during ACC play (1/15-3/6) ... Averaged 7.3 points, 3.7 rebounds, 1.8 assists and 1.0 steal in 28.2 minutes per game ... Played at least 20 minutes in 33-of-36 games this season, with 1,014 minutes on hardwood, ranking 17th in program history ... Scored in double-figures 12 times, including seven times versus ACC opponents ... Grabbed five-plus boards 11 times, including season-high nine in overtime win against Virginia (2/5).

As a Freshman (2009-10): Averaged 3.8 points and 2.1 rebounds per game, playing in 32 games as true freshman -- tying Reggie Johnson for second-most appearances among UM freshmen in 2009-10 ... Started seven-straight games in ACC play -- also second most among UM freshmen, posting 3.9 points and 1.7 boards per outing versus conference opponents ... Knocked down three-pointer in seven of last 12 games ... Scored in double figures twice, including season- and game-high 13 points at Wake Forest (2/2) on season-best 4-of-8 shooting from field -- including season-best 3-for-5 from beyond the -- with three rebounds and steal.

High School: Ranked among the top 20 shooting guards by ESPN and among top 30 by *Scout* ... Averaged 21.8 points per game as a senior en route to setting Middle Creek High School scoring record in career points ... In 2009, named to N.C. Basketball Coaches Association District 5 All-District first team and *NCPreps.com* All-State Boys Basketball Team ... Competed in North Carolina/South Carolina All-Star Classic ... As a junior, averaged 18.2 points and 7.8 rebounds per game en route to NCHSAA 4-A All-State honors ... Coached by David Kushner ... Averaged 20.1 points per game with AAU team -- Garner Road, and was named to all-tournament team at Bob Gibbons Tournament of Champions in May 2008 ... Also recruited by Wake Forest, NC State, Virginia Tech and South Carolina.

Personal: First name is pronounced GARY-us ... Born Nov. 15, 1990 ... Son of Valerie and Gary Adams ... Brother to Deion, Ashley and Destiny ... Sports administration major with aspirations of becoming general manager of NBA team ... Off the court, enjoys music.

2009-10			
Opposition	P	R	A
NC Central	3	4	0
Nova Southeastern	10	2	0
Tulane	4	2	1
UNC Wilmington	0	0	0
South Carolina	3	2	0
FGCU	6	3	2
USC Upstate	1	3	1
Minnesota	2	1	1
at Boston College	4	1	1
SC State	5	4	1
at Stetson	4	5	0
FAU	9	2	1
NC A&T	1	8	1
Bethune-Cookman	6	2	0
at Pepperdine	5	1	2
Wake Forest	0	1	0
at Virginia Tech	6	2	1
at Virginia	0	1	0
Boston College	2	2	3
at Maryland	4	1	1
Virginia Tech	3	1	0
at Wake Forest	13	3	0
at Florida St.	5	3	1
Georgia Tech	6	3	0
at Clemson	5	0	2
Duke	2	2	0
Virginia	3	3	0
NC State	9	1	0
at North Carolina	0	1	0
Florida St.	0	2	0
Wake Forest	0	0	0
Duke	0	0	0

2010-11			
Opposition	P	R	A
Jacksonville	3	1	3
at Memphis	5	7	0
N.C. Central	10	3	2
at Rutgers	0	0	0
McNeese St.	11	4	6
at FGCU	13	5	1
Ole Miss	6	3	2
West Virginia	9	3	2
Stetson	4	2	5
UCF	7	5	0
Oral Roberts	10	2	0
Rice	9	4	3
Akron	4	1	1
Pepperdine	6	0	2
at Duke	0	3	0
at Clemson	14	5	3
BC	12	2	2
Florida St.	2	8	2
at NC State	2	2	2
UNC	12	3	1
at Virginia Tech	11	2	1
Georgia Tech	11	3	1
Virginia	8	9	2
at Wake Forest	8	4	1
Duke	9	6	2
at UNGC	16	4	2
Clemson	4	5	3
at BC	12	6	4
at Florida St.	7	8	3
Maryland	4	4	3
at Georgia Tech	7	1	1
Virginia	10	5	2
UNC	0	3	1
FAU	4	2	1
Missouri St.	8	3	1
at Alabama	4	4	1

2011-12			
Opposition	P	R	A
TENNESSEE TECH	3	8	0
RUTGERS	9	3	2
UNF	14	5	2
FLA. GULF COAST	7	4	1
at Ole Miss	4	7	1
at Purdue	2	1	1
Memphis	0	0	0
at West Virginia	15	3	2
APPALACHIAN ST.	3	1	1
UNCG	0	1	1
WAKE FOREST	6	2	1
at Maryland	0	0	0
FLORIDA STATE	1	0	0
at NC State	5	1	0
BOSTON COLLEGE	0	0	1
at Georgia Tech	0	0	0
vs. Florida State	3	1	1
VALPARAISO	8	2	3
MINNESOTA	5	1	0

Season	CAREER STATISTICS			Total		3-Point			Free Throws			Rebounds				Scoring									
	GP	GS	Min.	Avg.	FG	FGA	Pct.	FG	FGA	Pct.	FT	FTA	Pct.	Off.	Def.	Tot.	Avg.	PF	FO	Ast.	TO	Blk	Stl	Pts.	Avg.
2009-10	32	7	540	16.9	38	118	.322	26	89	.292	19	29	.655	19	47	66	2.1	20	0	19	25	6	23	121	3.8
2010-11	36	24	1014	28.2	88	227	.388	35	114	.307	51	75	.680	37	95	132	3.7	68	0	66	60	6	37	262	7.3
2011-12	19	6	319	16.8	29	73	.397	16	47	.340	11	20	.550	11	29	40	2.1	21	1	17	14	2	11	85	4.5
TOTAL	87	37	1873	21.5	155	418	.371	77	250	.308	81	124	.653	67	171	238	2.7	109	1	102	99	14	71	468	5.4



RAPHAEL AKPEJORI #10

Junior | Forward | 6-10 | 236

Lagos, Nigeria | Sunrise Christian Academy (Kan.)

As a Sophomore (2011-12): Season highs include seven points vs. Tennessee Tech, seven rebounds at Purdue, four blocked shots vs. UNF, 22 minutes vs. UNF ... Averaged 1.6 points, 1.5 rebounds, 0.5 blocks in 22 games played ... Shot 48.1 percent from field and 58.8 percent at the line ... In ACC play, recorded 1.0 ppg and 1.0 rpg in eight games ... Averaged 3.1 points and 2.6 rebounds in first nine games of season ... Led (or tied) for team game highs in blocked shots three times and in rebounds once ... Was perfect from field in five games, including 3-of-3 against Tennessee Tech ... Notched five points, four rebounds and four blocks in 22 minutes against UNF ... Averaged 11.9 minutes per game until return of Reggie Johnson ... Book Buster (3.0 GPA) ... Athletics Director Honor Roll (3.2 GPA) ... Dean's List (3.5 GPA).

As a Freshman (2010-11): Saw action in 20 games as true freshman, averaging 1.6 points and 1.6 rebounds in 4.9 minutes per game ... Productive during time on hardwood, with 12 blocks tying for third-most on squad ... UM's second-most active player on glass, pulling down 18.5 percent of rebounds when in game - including 20.8 percent of defensive boards ... Hit both free throws at UNC Greensboro (2/15), converting five of last six attempts from the charity stripe during season ... Registered at least one block in four-straight games - including a career-high four blocks in win over McNeese State (11/24), for second-most blocks in a game by a Cane in 2011.

High School: Kansas All-State Class 1-A honorable mention selection ... Rated as No. 64 power forward by ESPN ... Helped team finish with just two losses in 2009-10, with one of those to nationally-ranked power Providence School (Fla.) who won 2-A FHSAA state title ... Poured in game-high 23 points (including three dunks) and 12 rebounds in win over Liberal ... Added another double-double with 14 points and 10 rebounds against Dodge City ... Named to Fantasy of Lights All-Tournament Team after helping team to championship game win over Mansfield Timberview ... Sat out 2008-09 season with injury ... Named to Hawk Challenge All-Tournament Team following back-to-back double-digit scoring performances in state of Florida ... Played AAU basketball for Baltimore Elite ... Played in international game during 2008 Jordan Brand Basketball Classic in New York City ... Coached by Kyle Lindsted at Sunrise Christian.

Personal: Full name is Ethasor Raphael Akpejori ... Goes by Raphael ... First name is pronounced A-tha-saur ... Last name is pronounced AHK-peh-jour-ee ... Born Oct. 10, 1990 ... Standout in the classroom as well as on court, majoring in mechanical engineering ... Also recruited by Texas A&M, Colorado, USF and UCF.

2010-11				2011-12			
Opposition	P	R	A	Opposition	P	R	A
Jacksonville	0	1	0	TENNESSEE TECH	7	3	0
at Memphis	2	1	0	RUTGERS	3	1	1
N.C. Central	8	5	0	UNF	5	4	0
at Rutgers	4	2	0	FLA. GULF COAST	0	0	0
McNeese St.	2	4	0	at Ole Miss	0	1	0
at FGCU	1	2	0	at Purdue	2	7	1
West Virginia	0	0	0	UMASS	6	3	0
Stetson	2	0	0	Memphis	2	2	0
UCF	1	1	0	at West Virginia	3	2	0
Oral Roberts	2	4	0	at Charlotte	0	0	0
Rice	0	2	0	APPALACHIAN ST.	0	0	0
Pepperdine	3	2	0	at North Carolina	2	1	0
at Duke	1	3	0	at Boston College	0	0	0
at Clemson	0	0	0	MARYLAND	4	1	0
Florida St.	2	0	0	VIRGINIA TECH	0	0	0
UNC	1	1	0	NORTH CAROLINA	0	0	0
at Virginia Tech	0	0	0	WAKE FOREST	0	0	0
at UNC	2	2	0	at Maryland	2	2	0
Maryland	0	0	0	FLORIDA STATE	0	4	0
at Alabama	0	1	0	at Georgia Tech	0	0	0
				vs. Florida State	0	1	0
				MINNESOTA	0	1	0

Akpejori Season / Career Highs

Points

Season: 2, vs. Charlotte, 12/14/12

Career: 8, vs. NC Central 11/19/10

Rebounds

Season: 2, at Hawai'i 12/22/12

Career: 7, at Purdue 11/29/11

Assists

Season: --

Career: 1 (2x), last at Purdue 11/29/11

Steals

Season: --

Career: 1, 5x, last at Georgia Tech, 3/8/12

Blocked Shots

Season: 2, vs. Charlotte, 12/14/12

Career: 4 (2x), last vs. UNF 11/19/11

Field Goals

Season: 1, vs. Charlotte, 12/14/12

Career: 3(2x) last vs. Tennessee Tech 11/11/11

Field Goal Attempts

Season: 2, vs. Charlotte, 12/14/12

Career: 4, UNF 11/19/11

Free Throws

Season: --

Career: 4, at Rutgers 11/21/10

Free Throw Attempts

Season: 1, vs. Charlotte, 12/14/12

Career: 4 (4x), last vs. Memphis 12/06/11

3-Point Field Goals

Season: --

Career: --

3-Point Field Goal Attempts

Season: --

Career: --

Foul Disqualifications

Season: --

Career: --

Minutes

Season: 4, at Hawai'i 12/22/12

Career: 22, vs. UNF 11/19/11

CAREER STATISTICS

Season	GP	GS	Min.	Avg.	Total			3-Point			Free Throws			Rebounds				Scoring							
					FGA	Pct.	FG	FGA	Pct.	FT	FTA	Pct.	Off.	Def.	Tot.	Avg.	PF	FO	Ast.	TO	Blk	Stl	Pts.	Avg.	
2010-11	20	0	98	4.9	5	10	.500	0	0	.000	21	32	.656	13	18	31	1.6	16	0	0	5	12	2	31	1.6
2011-12	22	3	147	6.7	13	27	.481	0	0	.000	10	17	.588	21	12	33	1.5	27	0	2	7	11	4	36	1.6
2012-13	3	0	8	2.7	1	2	.500	0	0	.000	0	1	.000	1	2	3	1.0	0	0	0	0	2	0	2	0.7
TOTAL	45	3	253	5.6	19	39	.487	0	0	.000	31	50	.620	35	32	67	1.5	43	0	2	12	25	6	69	1.5

AKPEJORI 2012-13

Opponent	Date	TOTAL			3-PTS			FREE THROWS			REBOUNDS				PF	FO	A	TO	Blk	Stl	Pts	Avg		
		GS	Min	FG	FGA	Pct	3FG	FGA	Pct	FT	FTA	Pct	Off	Def									Tot	Avg
STETSON	11-09-12		DNP																					
at FGCU	11-13-12		DNP																					
JACKSONVILLE	11-16-12		DNP																					
DETROIT	11-24-12		DNP																					
MICHIGAN STATE	11-28-12		DNP																					
at Massachusetts	12-01-12		DNP																					
CHARLOTTE	12-14-12	3	1	2	.500	0	0	.000	0	1	.000	0	0	0	0.0	0	0	0	0	0	2	0	2	2.0
at UCF	12-18-12	1	0	0	.000	0	0	.000	0	0	.000	0	1	1	0.5	0	0	0	0	0	0	0	0	1.0
at Hawai'i	12/22/12	4	0	0	.000	0	0	.000	0	0	.000	1	1	2	1.0	0	0	0	0	0	0	0	0	0.7
Totals		0	8	1	2	.500	0	0	.000	0	1	.000	1	2	3	1.0	0	0	0	0	2	0	2	0.7



RION BROWN

Junior | Guard | 6-6 | 200

Hinesville, Ga. | Liberty County

#15

Brown Season / Career Highs

- Points**
Season: 10, vs. Stetson 11/9/12
Career: 19, vs. Maryland 3/2/11
- Rebounds**
Season: 7, vs. Jacksonville 11/16/12
Career: 8, vs. Georgia Tech 2/3/11
- Assists**
Season: 3, at FGCU 11/13/12
Career: 3 (5x), last at FGCU 11/13/12
- Steals**
Season: 2 (2x) last at Hawai'i 12/22/12
Career: 3, vs. NC Central 11/19/10
- Blocked Shots**
Season: 1 (2x) last at UMass, 12/1/12
Career: 1, (6x) last at UMass, 12/1/12
- Field Goals**
Season: 4, vs. Stetson 11/9/12
Career: 6 (2x), last vs. Valparaiso 3/14/12
- Field Goal Attempts**
Season: 9, vs. Stetson 11/9/12
Career: 12, vs. Minnesota 3/19/12
- Free Throws**
Season: 3, at UMass, 12/1/12
Career: 5 (2x) last vs. App. State 12/30/11
- Free Throw Attempts**
Season: 5, vs. Jacksonville 11/16/12
Career: 6 (2x) last vs. App. State 12/30/11
- 3-Point Field Goals**
Season: 2, vs. Stetson 11/9/12
Career: 6, vs. Maryland 3/2/11
- 3-Point Field Goal Attempts**
Season: 6 (2x), last at FGCU 11/13/12
Career: 8, vs. Florida St. 3/9/12
- Foul Disqualifications**
Season: --
Career: --
- Minutes**
Season: 35, at FGCU 11/13/12
Career: 37, vs. Valparaiso 3/14/12

As a Sophomore (2011-12): Ended season on a streak of hitting a three-pointer in seven-straight games, which ties for fourth-longest current streak in ACC ... Second on team in three-point percentage, hitting 41-104 (39.4%) from distance ... Second on squad with 41 made treys ... Played in 31 games, starting final three of season ... Did not play against UNF or Florida Gulf Coast due to illness ... In 19.9 minutes per game, averaged 7.2 points, 2.8 rebounds, 0.5 assists, 0.5 steals ... Hit 42.7 percent from field, 39.4 from distance and 76.6 at line overall ... In ACC play, averaged 6.0 points, 2.7 rebounds and 1.0 three-pointer made per game ... Scored in double digits 10 times, including final four games ... Knocked down multiple threes 10 times, twice hitting four ... Knocked down 11 threes in four postseason games, leading team with 14.3 points in ACC Tournament and NIT combined ... In ACC Tournament was second on team in scoring with 11.5 ppg, hitting five threes in two games, and had 5.0 rebounds ... Led team in NIT with 17.0 points and 35.5 minutes per night, and was second with 6.0 rebounds in two games ... Shot 47.8 percent from field, 42.9 percent from long range and 85.7 percent at line in NIT ... Led (or tied) for team game highs in scoring three times, steals twice and rebounds once ... Season highs include 18 points vs. Valparaiso, four three-pointers made vs. Valpo and FAU, six rebounds three times, two assists vs. Wake Forest and at Boston College, two steals a trio of times and 37 minutes against Valparaiso.

As a Freshman (2010-11): Played in all 36 games, starting all five contests in postseason - two in ACC Tournament play and three in NIT ... Averaged 4.4 points and 2.0 rebounds in 16.9 minutes per game ... Saw 15-plus minutes on hardwood in each of final 18 games, including personal ACC-high 30 minutes in breakout game versus Maryland (3/2) ... Versus Terps, registered career highs in points (19), field goals made (6), three-pointers made (6) and assists (3) ... Finished 6-of-7 from long range, becoming third Cane to convert six threes in a single game (Adrian Thomas and Malcolm Grant each did it twice) ... six three-pointers are most by a Miami freshman in a decade -- since Darius Rice went 7-for-15 from downtown versus Virginia Tech on Jan. 10, 2001 ... Also had big game versus Virginia (2/5) - with Canes trailing five points with 30 seconds remaining in regulation, sank deep three-pointer from U Logo, and then with Miami down by three, converted all three free throws with just 13 seconds on clock to send game into overtime ... Finished with eight points -- with those five in final 30 seconds of regulation, three rebounds and one block in 24 minutes.

High School: Selected Class 3-A South Player of Year by Georgia Athletic Coaches Association ... Listed as a four-star recruit by *Rivals* and *Scout.com* ... Rated as No. 15 shooting guard by *Scout*, No. 47 shooting guard by *ESPN* and No. 61 nationally by *Rivals* ... Selected as a GHSAA State Senior All-Star ... As senior, averaged 22.8 points per game, while shooting 55 percent from field and 38 percent from beyond arc ... Set school records with single-game high of 42 points and single-season record of 660 points ... Selected as WTOC-TV Player of Week (1/11/10) after that career-high 42-point performance in win over Burke County ... Helped lead team to second round of Georgia 3-A High School State Playoffs ... Scored game-high 28 points (including 10 in fourth quarter) in win over West Laurens ... Dropped in 28 points for Liberty County in win over Metter and added 26 points against Bradwell as part of Gentlemen's Classic Tournament in Statesboro, Ga. ... Finished with 25 points in Liberty County's win over Thomson ... Teammate of Tennessee signee Jordan McRae ... Coached by Willie Graham ... Played AAU basketball for Worldwide Renegades.

Personal: First name is pronounced Ryan ... Born Sept. 3, 1991 ... Son of Lisa Brown and Tico Brown, who played basketball at Georgia Tech, in Continental Basketball Association and overseas. When he retired, Tico was CBA's all-time leading scorer (8,538 points) and was voted to All-Time CBA Team ... Brother to Tico Brown II ... Majoring in sports administration ... Also recruited by Georgia, Alabama and Virginia.

2010-11			2011-12		
Opposition	P	R	Opposition	P	R
Jacksonville	3	2	TENNESSEE TECH	7	3
at Memphis	0	2	RUTGERS	0	4
N.C. Central	17	2	at Ole Miss	0	0
at Rutgers	5	2	at Purdue	3	4
McLeese St.	16	4	UMASS	7	2
at FGCU	5	0	Memphis	6	1
Ole Miss	3	2	at West Virginia	0	0
West Virginia	0	1	vs. FAU	15	0
Stetson	3	0	at Charlotte	11	2
UCF	0	0	APPALACHIAN ST.	15	3
Oral Roberts	1	1	UNCG	6	2
Rice	0	1	at Virginia	4	1
Akron	0	1	at North Carolina	3	2
Pepperdine	9	1	CLEMSON	5	2
at Duke	0	0	NC STATE	10	4
at Clemson	1	0	at Georgia Tech	0	1
BC	0	0	at Boston College	2	3
Florida St.	0	1	MARYLAND	5	3
at NC State	3	0	at Duke	5	1
UNC	0	1	VIRGINIA TECH	8	3
at Virginia Tech	7	3	at Florida State	5	3
Georgia Tech	5	8	NORTH CAROLINA	5	5
Virginia	8	3	WAKE FOREST	11	6
at Wake Forest	0	2	at Maryland	4	1
Duke	8	3	FLORIDA STATE	9	2
at UNCG	0	1	at NC State	15	4
Clemson	5	2	BOSTON COLLEGE	5	2
at BC	4	1	at Georgia Tech	10	5
at Florida St.	3	7	vs. Florida State	13	5
Maryland	19	3	VALPARAISO	18	6
at Georgia Tech	3	3	MINNESOTA	16	6
Virginia	9	3			
UNC	5	3			
FAU	6	1			
Missouri St.	7	3			
at Alabama	2	5			

CAREER STATISTICS

Season	GP	GS	Min.	Avg.	Total		3-Point		Free Throws			Rebounds				Scoring									
					FGA	Pct.	FG	Pct.	FT	FTA	Pct.	Off.	Def.	Tot.	Avg.	PF	FO	Ast.	TO	Blk	Stl	Pts.	Avg.		
2010-11	36	5	607	16.9	51	141	.362	32	90	.356	23	33	.697	13	59	72	2.0	54	0	22	33	3	10	157	4.4
2011-12	31	3	618	19.9	73	171	.427	41	104	.394	36	47	.766	26	60	86	2.8	41	0	16	21	1	15	223	7.2
2012-13	9	4	227	25.2	18	54	.333	5	31	.161	11	17	.647	6	15	21	2.3	9	0	13	5	2	5	52	5.8
TOTAL	76	12	1452	19.1	142	366	.388	78	225	.347	70	97	.722	45	134	179	2.4	104	0	51	59	6	30	432	5.7

BROWN 2012-13

Opponent	Date	GS	Min	TOTAL			3-PTS			FREE THROWS			REBOUNDS				PF	FO	A	TO	Blk	Stl	Pts	Avg	
				FG	FGA	Pct	3FG	FGA	Pct	FT	FTA	Pct	Off	Def	Tot	Avg									
STETSON	11-09-12	*	30	4	9	.444	2	6	.333	0	0	.000	0	1	1	1.0	0	0	2	1	0	0	10	10.0	
at FGCU	11-13-12	*	35	0	7	.000	0	6	.000	1	2	.500	2	2	4	2.5	0	0	3	2	1	0	1	5.5	
JACKSONVILLE	11-16-12	*	33	3	5	.600	0	1	.000	2	5	.400	2	5	7	4.0	0	0	1	0	0	2	8	6.3	
DETROIT	11-24-12		24	2	8	.250	0	3	.000	2	2	1.000	2	3	5	4.3	0	0	2	0	0	0	6	6.3	
MICHIGAN STATE	11-28-12		15	1	3	.333	1	2	.500	2	2	1.000	0	0	0	3.4	2	0	1	1	0	1	5	6.0	
at Massachusetts	12-01-12		24	1	3	.333	1	3	.333	3	4	.750	0	0	0	2.8	3	0	2	0	1	0	6	6.0	
CHARLOTTE	12-14-12		19	1	5	.200	1	4	.250	1	2	.500	0	3	3	2.9	1	0	0	0	0	0	4	5.7	
at UCF	12-18-12		22	3	6	.500	0	3	.000	0	0	.000	0	0	0	2.5	2	0	1	1	0	0	6	5.8	
at Hawai'i	12/22/12	*	25	3	8	.375	0	3	.000	0	0	.000	0	1	1	2.3	1	0	1	0	0	2	6	5.8	
Totals			4	227	18	54	.333	5	31	.161	11	17	.647	6	15	21	2.3	9	0	13	5	2	5	52	5.8



TONYE JEKIRI

Freshman | Center | 7-0 | 227

Hialeah, Fla. | Champagnat Catholic School

#23

Jekiri Career Highs

Points	Career: 3, at UCF 12/18/12
Rebounds	Career: 2 (3x) last at UCF 12/18/12
Assists	Career: 1, at Hawai'i 12/22/12
Steals	Career: 1 (2x) last at Hawai'i 12/22/12
Blocked Shots	Career: 2, vs. Charlotte, 12/14/12
Field Goals	Career: 1, at UCF 12/18/12
Field Goal Attempts	Career: 3, at UCF 12/18/12
Free Throws	Career: 1 (2x), at at UCF 12/18/12
Free Throw Attempts	Career: 2 (2x) last at UCF 12/18/12
3-Point Field Goals	Career: --
3-Point Field Goal Attempts	Career: --
Foul Disqualifications	Career: --
Minutes	Career: 11 vs. Charlotte, 12/14/12

High School: Rated 17th-best center in country by *ESPN.com* and No. 13 by *Scout.com* ... Averaged 20 points, 12 rebounds and 5 blocks per game as a senior ... Notched 45 points and 20 rebounds in regional semifinals and 18 points, 14 rebounds and six blocks in regional finals ... Led team to 2A state title game ... First team 2011-12 Boys Class 2A All-State team ... First team All-FHSAA Tournament at state championships ... *Orlando Sentinel's* 2011-12 All-Florida boys basketball team ... Averaged 14 points and 10 rebounds per game as a junior with Champagnat, first year of organized hoops ... Team MVP ... Team captain ... On AAU circuit, played for Team Breakdown ... Dominated at Source Hoops Elite Camp and led Team Breakdown to championships in Breakdown Hoops Festival and Big Shots Myrtle Beach I ... Can play with back to basket or step out for a 10-12-foot shot ... Runs floor like a guard and has unstoppable motor.


Personal: Born July 23, 1994 in Nigeria ... Given name is Tonye Frank Jekiri (TAHN-yay Ja-KEER-EE) ... Brother to Tammie, Omiebi and Boma ... Chose jersey number 23 because July 23 is birthday ... Originally from Nigeria, Jekiri moved to South Florida in September 2010 to begin basketball career ... Previously played soccer ... Chose Miami over considerations from Virginia Tech, Clemson, Florida State, Auburn, Vanderbilt and Alabama ... Jekiri is Larranaga's second recruit from state of Florida, joining current Canes sophomore Shane Larkin from Orlando, Fla. ... Enjoys dancing.

CAREER STATISTICS

Season	GP	GS	Min.	Avg.	FG	Total FGA	Pct.	3-Point FG	3-Point FGA	Pct.	Free Throws FT	Free Throws FTA	Pct.	Rebounds Off.	Rebounds Def.	Tot.	Avg.	PF	FO	Ast.	TO	Blk	Stl	Pts.	Avg.
2012-13	7	0	53	7.6	1	3	.333	0	0	.000	2	5	.400	3	3	6	0.9	10	0	1	2	2	2	4	0.6

JEKIRI 2012-13

Opponent	Date	GS	Min	TOTAL FG	TOTAL FGA	Pct	3-PTS 3FG	3-PTS FGA	Pct	FREETHROWS FT	FREETHROWS FTA	Pct	REBOUNDS Off	REBOUNDS Def	Tot	Avg	PF	FO	A	TO	Blk	Stl	Pts	Avg	
STETSON	11-09-12		DNP																						
at FGCU	11-13-12	9	0	0	0	.000	0	0	.000	1	2	.500	1	1	2	2.0	2	0	0	1	0	0	1	1.0	
JACKSONVILLE	11-16-12	6	0	0	0	.000	0	0	.000	0	1	.000	0	0	0	1.0	1	0	0	1	0	1	0	0.5	
DETROIT	11-24-12		DNP																						
MICHIGAN STATE	11-28-12	8	0	0	0	.000	0	0	.000	0	0	.000	0	2	2	1.3	1	0	0	0	0	0	0	0.3	
at Massachusetts	12-01-12	2	0	0	0	.000	0	0	.000	0	0	.000	0	0	0	1.0	0	0	0	0	0	0	0	0.3	
CHARLOTTE	12-14-12	11	0	0	0	.000	0	0	.000	0	0	.000	0	0	0	0.8	1	0	0	0	2	0	0	0.2	
at UCF	12-18-12	8	1	3	3	.333	0	0	.000	1	2	.500	2	0	2	1.0	4	0	0	0	0	0	3	0.7	
at Hawai'i	12/22/12	9	0	0	0	.000	0	0	.000	0	0	.000	0	0	0	0.9	1	0	1	0	0	1	0	0.6	
Totals		0	53	1	3	.333	0	0	.000	2	5	.400	3	3	6	0.9	10	0	1	2	2	2	4	0.6	



KENNY KADJI

Senior | Forward/Center | 6-11 | 242

Douala, Cameroon | Pendleton | IMG Academy | Florida

#35

Kadji Season / UM Career Highs Points

Season: 17, vs. Charlotte, 12/14/12
Career: 30, vs. UNCG 01/02/12

Rebounds

Season: 12, vs. Stetson 11/9/12
Career: 12, (2x), last, vs. Stetson 11/9/12

Assists

Season: 5, vs. Stetson 11/9/12
Career: 5, vs. Stetson 11/9/12

Steals

Season: 2, at UCF 12/18/12
Career: 4, vs. Florida State 2/26/12

Blocked Shots

Season: 3, vs. Charlotte, 12/14/12
Career: 5, vs. Florida State 2/26/12

Field Goals

Season: 5 (3x) last vs. Charlotte, 12/14/12
Career: 10, vs UNCG 01/02/12

Field Goal Attempts

Season: 13, vs. Detroit 11/24/12
Career: 16, vs. UNC 2/15/12

Free Throws

Season: 4 (3x) last vs. Charlotte, 12/14/12
Career: 10, vs. UNCG 01/02/12

Free Throw Attempts

Season: 7, at FGCU 11/13/12
Career: 13, vs UNCG 01/02/12

3-Point Field Goals

Season: 3, vs. Charlotte, 12/14/12
Career: 4, at Duke 2/5/12

3-Point Field Goal Attempts

Season: 5 (4x), last at UCF 12/18/12
Career: 7 vs. Boston College 3/3/12

Foul Disqualifications

Season: --
Career: 1 (4x), last vs. Florida State 2/26/12

Minutes

Season: 32 (2x), last at UMass, 12/1/12
Career: 37 (2x), last vs. Florida St., 2/26/12

Double-doubles

4 in 2011-12
2 in 2012-13

2011-12 Third Team All-ACC | 2011 Orange Bowl Basketball Classic Game MVP

As a Junior (2011-12): Third team All-ACC ... Ranked 89th in NCAA in blocked shots per game (1.59) ... Ranked sixth in ACC in blocked shots and 18th in scoring ... Only one of seven players in ACC to score 30+ points in a game ... Recorded four double-doubles, a pair in ACC play ... Scored a then-season-high 21 points against FAU to earn 2011 Orange Bowl Classic Game MVP honors ... Only player from Miami to score 30 points in a game in 2011-12 ... One of two players to grab a team-high 12 rebounds in a game ... One of two players to block five shots in a game ... Averaged 11.7 points and 5.3 rebounds per game, second- and third- best on team, respectively ... Also recorded 1.6 blocks, 0.7 assists and 0.6 steals in 27.4 minutes per game ... Shot 48.9 percent from field, 41.8 from distance and 63.5 at line ... Started 28 of 32 games played ... Missed Feb. 1 game against Maryland due to injury ... Led team with 14.8 points per game in ACC play ... Averaged 5.9 rebounds, 1.7 blocks and 0.9 assists while shooting 50.9 percent from field, 43.5 from long range and 67.8 at stripe in league play ... Scored in double digits 20 times, including 14-straight nights from Jan. 1-Feb. 26 ... Grabbed double-digit rebounds five times ... Blocked multiple shots in 15 games ... Hit at least a trio of threes four times and at least a pair in eight games ... Led team in three-point percentage, field goals made, total rebounds and blocked shots ... Led (or tied) for team game highs in blocked shots 20 times, points 12 games, rebounds 10 times, steals six times and assists twice ... Season highs include 30 points against UNC-Greensboro, four three-pointers made at Duke, 10 free throws made vs. UNCG, 12 rebounds vs. UNCG, three assists twice, four steals against Florida State (2/26), five blocked shots vs. FSU (2/26) and 37 minutes twice.

As a Redshirt (2010-11): After transferring to Miami from Florida, big man sat out 2010-11 season ... Expected to provide front-court depth with size and shot-blocking ability ... After a promising freshman campaign at UF, played in just eight games as a sophomore before having surgery on back on Feb. 10 ... Was granted a medical hardship for 2009-10 season.

As a Sophomore at Florida (2009-10): Played in 42 games with Florida over two seasons, before 2009-10 season was cut short ... As a sophomore in 2009-10, scored a season-high five points and grabbed a season-best three rebounds in 10 minutes of action versus Florida A&M.

As a Freshman at Florida (2008-09): Averaged 4.4 points, 2.7 rebounds and 0.7 blocks in 12.5 minutes per game over 34 appearances ... Scored in double figures four times, including a season-high 15 points on 6-of-10 shooting from field and 3-of-3 shooting from line, with seven boards versus UCF, and a season-high four blocked shots versus Vanderbilt ... Hit 2-of-4 from field to contribute four points versus UMKC (and future teammate Trey McKinney Jones) in Orlando ... Made first career start and grabbed a then- career-high six rebounds vs. Florida Gulf Coast ... Was a perfect 3-for-3 from field and finished with seven points and seven rebounds in win over Georgia Southern ... Scored 14 points on a career-high 7-of-10 shooting in 19 minutes vs. Longwood ... Crashed boards for a career-high eight rebounds in win over Auburn, also dishing out a season-high two assists and two blocked shots, while contributing 11 points ... Played a career-high 23 minutes versus Arkansas, scoring 10 points and collecting four rebounds ... Scored four points and tallied five rebounds against Arkansas in first round of SEC Tournament ... Posted four points in seven minutes of action versus Miami in second round of NIT.

High School: Fifth-ranked center in class of 2008 by both *Rivals.com* and *Scout.com* and was rated in top half of ESPN 100 ... Averaged 28.0 points, 12.0 rebounds and 4.0 blocks per game at Pendleton/IMG Academy, playing for coach Mike Moreau ... Participated in 2008 adidas All-America All-Star game and in 2008 adidas Kentucky Derby Festival basketball classic ... Played AAU basketball with Florida Rams.

Personal: Last name is pronounced Kaad-jee ... Born May 19, 1988 ... Majoring in sociology with a minor in business administration ... Has three brothers ... Trained with current NBA player Jared Jeffries during summer of 2009 at IMG Academy ... Played piano for five years.

Opposition	2011-12		
	P	R	A
TENNESSEE TECH	0	5	1
RUTGERS	13	5	1
UNF	9	10	3
FLA. GULF COAST	6	5	0
at Ole Miss	2	1	0
at Purdue	0	0	0
UMASS	9	7	0
Memphis	12	6	0
at West Virginia	15	3	1
vs. FAU	21	3	0
at Charlotte	18	10	0
APPALACHIAN ST.	3	2	0
UNCG	30	12	0
at Virginia	14	10	0
at North Carolina	16	2	0
CLEMSON	14	1	1
NC STATE	20	11	2
at Georgia Tech	21	8	2
at Boston College	14	7	2
at Duke	15	8	1
VIRGINIA TECH	11	4	0
at Florida State	14	6	1
NORTH CAROLINA	13	7	0
WAKE FOREST	18	5	0
at Maryland	16	8	0
FLORIDA STATE	15	3	0
at NC State	7	7	3
BOSTON COLLEGE	14	1	2
at Georgia Tech	5	6	1
vs. Florida State	5	3	1
VALPARAISO	2	3	1
MINNESOTA	3	1	0

STATISTICS AT FLORIDA


Season	GP	GS	Min.	Avg.	Total			3-Point			Free Throws			Rebounds				Scoring					
					FG	FGA	Pct.	FG	FGA	Pct.	FT	FTA	Pct.	Total	Avg.	PF	FO	Ast.	TO	Blk	Stl	Pts.	Avg.
2008-09	34	1	426	12.5	62	128	.484	0	1	.000	24	47	.511	93	2.7	48	0	4	28	24	6	148	4.4
2009-10	8	0	45	5.6	3	8	.375	0	0	.000	2	4	.500	6	0.7	8	0	0	5	3	1	8	1.0
TOTAL	42	1	471	11.2	65	136	.445	0	1	.000	26	51	.509	99	2.3	56	0	4	33	27	7	156	3.7

STATISTICS AT MIAMI

Season	GP	GS	Min.	Avg.	Total			3-Point			Free Throws			Rebounds				Scoring							
					FG	FGA	Pct.	FG	FGA	Pct.	FT	FTA	Pct.	Off.	Def.	Tot.	Avg.	PF	FO	Ast.	TO	Blk	Stl	Pts.	Avg.
2011-12	32	28	877	27.4	137	280	.489	28	67	.418	73	115	.635	58	112	170	5.3	72	4	23	50	51	19	375	11.7
2012-13	9	9	265	29.4	34	79	.430	10	33	.303	20	26	.769	15	47	62	6.9	25	0	14	22	13	4	98	10.9
TOTAL	41	37	1142	27.9	171	359	.476	38	100	.380	93	141	.660	73	159	232	5.7	97	4	37	72	64	23	473	11.5

KADJI 2012-13

Opponent	Date	GS	Min	TOTAL			3-PTS			FREE THROWS			REBOUNDS				PF	FO	A	TO	Blk	Stl	Pts	Avg	
				FG	FGA	Pct	3FG	FGA	Pct	FT	FTA	Pct	Off	Def	Tot	Avg									
STETSON	11-09-12	*	31	5	10	.500	2	5	.400	0	0	.000	2	10	12	12.0	4	0	5	3	1	0	12	12.0	
at FGCU	11-13-12	*	31	4	10	.400	1	3	.333	4	7	.571	4	4	8	10.0	1	0	0	1	1	1	13	12.5	
JACKSONVILLE	11-16-12	*	31	2	5	.400	1	3	.333	2	2	1.000	1	3	4	8.0	3	0	2	5	2	0	7	10.7	
DETROIT	11-24-12	*	30	5	13	.385	0	5	.000	4	4	1.000	2	9	11	8.8	3	0	3	1	0	0	14	11.5	
MICHIGAN STATE	11-28-12	*	32	2	6	.333	0	2	.000	0	0	.000	0	3	3	7.6	2	0	1	2	2	0	4	10.0	
at Massachusetts	12-01-12	*	32	4	8	.500	2	5	.400	3	4	.750	0	5	5	7.2	3	0	0	1	1	0	13	10.5	
CHARLOTTE	12-14-12	*	24	5	6	.833	3	3	1.000	4	5	.800	1	4	5	6.9	2	0	1	3	3	1	17	11.4	
at UCF	12-18-12	*	24	4	12	.333	1	5	.200	1	2	.500	5	3	8	7.0	3	0	1	4	1	2	10	11.3	
at Hawai'i	12/22/12	*	30	3	9	.333	0	2	.000	2	2	1.000	0	6	6	6.9	4	0	1	2	2	0	8	10.9	
Totals			9	265	34	79	.430	10	33	.303	20	26	.769	15	47	62	6.9	25	0	14	22	13	4	98	10.9



SHANE LARKIN

Sophomore | Guard | 5-11 | 176

Orlando, Fla. | Dr. Phillips (Fla.)

#0

Larkin Career Highs

Points

Season: 27, vs. Jacksonville 11/16/12
 Career: 27, vs. Jacksonville 11/16/12

Rebounds

Season: 6, at UMass, 12/1/12
 Career: 8, vs. Florida St. 3/9/12

Assists

Season: 6 (2x) last at UCF 12/18/12
 Career: 6 (2x) last at UCF 12/18/12

Steals

Season: 4 (2x) last vs. Charlotte, 12/14/12
 Career: 6 (2x) last at UNC 1/10/12

Blocked Shots

Season: 1 vs. Charlotte, 12/14/12
 Career: 1 (3x) last vs. Charlotte, 12/14/12

Field Goals

Season: 9, vs. Jacksonville 11/16/12
 Career: 9, vs. Jacksonville 11/16/12

Field Goal Attempts

Season: 13 (2x) last vs. JU 11/16/12
 Career: 14, vs. Florida St. 3/9/12

Free Throws

Season: 7, vs. Jacksonville 11/16/12
 Career: 8, vs. Florida State 2/26/12

Free Throw Attempts

Season: 7, vs. Jacksonville 11/16/12
 Career: 9, vs. Florida State 2/26/12

3-Point Field Goals

Season: 4, at FGCU 11/13/12
 Career: 4 (2x) last at FGCU 11/13/12

3-Point Field Goal Attempts

Season: 9, at FGCU 11/13/12
 Career: 9, at FGCU 11/13/12

Foul Disqualifications

Season: --
 Career: 1, at Maryland 2/21/12

Minutes

Season: 38, at FGCU 11/13/12
 Career: 41, vs. Maryland 2/01/12

2011-12 All-ACC Freshman Team | ACC Rookie of the Week - Dec. 5

As a Freshman (2011-12): Selected to All-ACC Freshman Team ... Fifth in ACC - only rookie in Top 10 - in steals per game (1.6) ... Earned ACC Rookie of Week honors on Dec. 5 after games at Purdue and against UMass ... Of all ACC rookies, was sixth in scoring and second in assists ... Averaged 7.4 points, 2.5 assists, 2.5 rebounds and 1.6 steals overall in rookie campaign ... In ACC play, averaged 5.3 points, 2.6 assists, 2.1 rebounds and 1.4 steals ... Shot 36.0 percent from field, 32.3 from distance and led Canes with 85.7 percent at line ... Led team in steals and was second in assists per game ... Second on team in NIT games with 10.0 ppg ... Led UM in ACC Tournament with 14.0 points, eight assists and four steals in a pair of games ... Missed first game of season following transfer from DePaul in summer. Received an NCAA waiver a few hours prior to game against Rutgers (Nov. 15) that allowed him to play immediately ... Recorded season-high 18 points against UNC-Greensboro on Jan. 2, hitting a trio of threes and a perfect 7-of-7 at stripe ... Twice notched 16 points - vs. FSU on March 9 and at Purdue on Nov. 29 ... Hit four threes at Purdue and eight free throws vs. Florida State on Feb. 26, both season bests ... Grabbed a season-high eight rebounds vs. FSU (3/9) ... Notched 10 double-digit scoring outings in 32 games ... Tallied 24 multi-assist games, including nine games with four or more handouts ... Grabbed three or more steals nine times, twice snatching six ... Led (or tied) for team lead in scoring twice, assists 13 times, steals 16 times and rebounds once ... Started season 11-of-11 at FT line, then was 36-38 midway through season ... Scored 13 of Miami's 15 points from 14:27 to 10:45 in second half at Purdue. In that span, Larkin hit a trio of threes, a jumper and two free throws ... Scored 12 consecutive points during a 1:27 span that helped Hurricanes rally from a seven-point deficit early in second half against UNCG. Hit three 3-pointers and converted three free throws after being fouled on an attempted 3-pointer with 13:54 remaining. Free throws put Miami ahead for good at 68-67 ... Scored three points in first possession each of first three games with Canes. In debut, Larkin drained a three moments after he stepped on court for first time in a collegiate game. Against UNF, Larkin made a driving layup, then hit and-one free throw for first three points of game. Against FGCU, Larkin again drained a long ball for first points of game.

High School: Averaged 18.8 points, 6.4 rebounds, 6.3 assists and 3.5 steals per game as a senior at Dr. Phillips High in Orlando, Fla. ... Ended high school career with a school record 320 steals and was second in career scoring behind 2010-11 All-SEC selection Chris Warren (Ole Miss) ... Two-time all-state player ... Twice was 6A Player of Year runner up ... Ranked among Top 20 point guards in country by *Scout.com* ... No. 72 overall player in nation, according to *Scout.com* ... Led team to a 27-6 record senior season, advancing to state championship game for second consecutive year ... Three-time district champions ... Regional champion.

Personal: Born DeShane Larkin on Oct. 2, 1992, but goes by Shane ... Son of Lisa and Barry Larkin, former Cincinnati Reds 12-time All-Star shortstop ... Brother to Cymber and Brielle ... Enjoys listening to music and playing video games ... Deion Sanders, Larkin's favorite athlete growing up, gave him nickname SugaShane ... Comes from a long lineage of athletes, including father as well as uncles Byron Larkin (Xavier basketball), Mike Larkin (Notre Dame football) and Steve Larkin (Texas baseball) ... Originally committed to DePaul in 2010, but was granted a release from the school in August 2011 ... Was also recruited by Boston College, George Mason, Colorado and Florida State.

2011-12			
Opposition	P	R	A
RUTGERS	3	1	1
UNF	8	2	2
FLA. GULF COAST	8	6	5
at Ole Miss	2	2	4
at Purdue	16	0	2
UMASS	14	4	2
Memphis	7	3	0
at West Virginia	8	2	1
vs. FAU	3	2	4
at Charlotte	8	2	2
APPALACHIAN ST.	11	2	3
UNCG	18	6	3
at Virginia	0	4	0
at North Carolina	3	1	4
CLEMSON	2	1	3
NC STATE	9	1	5
at Georgia Tech	6	0	5
at Boston College	0	2	0
MARYLAND	12	7	2
at Duke	7	3	4
VIRGINIA TECH	14	2	4
at Florida State	5	5	1
NORTH CAROLINA	0	0	2
WAKE FOREST	3	2	3
at Maryland	3	2	3
FLORIDA STATE	13	2	3
at NC State	4	1	2
BOSTON COLLEGE	3	0	0
vs. Georgia Tech	12	1	3
vs. Florida State	16	8	5
VALPARAISO	12	5	1
MINNESOTA	8	1	2

CAREER STATISTICS

Season	GP	GS	Min.	Avg.	Total			3-Point			Free Throws			Rebounds				Scoring							
					FG	FGA	Pct.	FG	FGA	Pct.	FT	FTA	Pct.	Off.	Def.	Tot.	Avg.	PF	FO	Ast.	TO	Blk	Stl	Pts.	Avg.
2011-12	32	19	820	25.6	73	203	.360	32	99	.323	60	70	.857	18	62	80	2.5	52	1	81	60	2	50	238	7.4
2012-13	9	9	318	35.3	48	90	.533	17	33	.515	17	20	.850	3	29	32	3.6	16	0	34	23	1	19	130	14.4
TOTAL	41	28	1138	27.8	121	293	.413	49	132	.371	77	90	.856	21	91	112	2.7	68	1	115	83	3	69	368	9.0

LARKIN 2012-13

Opponent	Date	GS	Min	TOTAL			3-PTS			FREE THROWS			REBOUNDS				PF	FO	A	TO	Blk	Stl	Pts	Avg.	
				FG	FGA	Pct	3FG	FGA	Pct	FT	FTA	Pct	Off	Def	Tot	Avg									
STETSON	11-09-12	*	35	5	7	.714	1	3	.333	2	4	.500	0	2	2	2.0	2	0	6	2	0	0	13	13.0	
at FGCU	11-13-12	*	38	5	13	.385	4	9	.444	0	0	.000	0	4	4	3.0	4	0	4	3	0	1	14	13.5	
JACKSONVILLE	11-16-12	*	35	9	13	.692	2	5	.400	7	7	1.000	0	4	4	3.3	2	0	5	4	0	1	27	18.0	
DETROIT	11-24-12	*	37	6	10	.600	1	1	1.000	2	2	1.000	0	3	3	3.3	0	0	3	5	0	2	15	17.3	
MICHIGAN STATE	11-28-12	*	36	5	10	.500	3	4	.750	2	2	1.000	0	1	1	2.8	1	0	2	2	0	4	15	16.8	
at Massachusetts	12-01-12	*	34	5	9	.556	2	3	.667	2	3	.667	1	5	6	3.3	4	0	2	2	0	2	14	16.3	
CHARLOTTE	12-14-12	*	32	4	8	.500	1	2	.500	0	0	.000	1	4	5	3.6	1	0	5	2	1	4	9	15.3	
at UCF	12-18-12	*	36	5	10	.500	1	2	.500	0	0	.000	1	4	5	3.8	2	0	6	2	0	2	11	14.8	
at Hawai'i	12/22/12	*	35	4	10	.400	2	4	.500	2	2	1.000	0	2	2	3.6	0	0	1	1	0	3	12	14.4	
Totals			9	318	48	90	.533	17	33	.515	17	20	.850	3	29	32	3.6	16	0	34	23	1	19	130	14.4



TREY MCKINNEY JONES #4

Senior | Guard | 6-5 | 220

Milwaukee, Wis. | South Milwaukee | UMKC

McKinney Jones UM Career Highs Points

Season: 18, vs. Michigan St. 11/28/12
Career: 18, vs. Michigan St. 11/28/12

Rebounds

Season: 6, vs. Jacksonville 11/16/12
Career: 9, at Ole Miss 11/25/11

Assists

Season: 3, vs. Jacksonville 11/16/12
Career: 4 (2x), last vs. FAU 12/17/11

Steals

Season: 3, vs. Jacksonville 11/16/12
Career: 3 (4x) last vs. Jacksonville 11/16/12

Blocked Shots

Season: --
Career: 1 (2x), last at Georgia Tech 1/24/12

Field Goals

Season: 5 (2x) last vs. Michigan St. 11/28/12
Career: 5 (4x), last vs. Michigan St. 11/28/12

Field Goal Attempts

Season: 10, at FGCU 11/13/12
Career: 11, Clemson 1/18/12

Free Throws

Season: 7, at Hawai'i 12/22/12
Career: 7, at Hawai'i 12/22/12

Free Throw Attempts

Season: 7, at Hawai'i 12/22/12
Career: 7, at Hawai'i 12/22/12

3-Point Field Goals

Season: 5 vs. Michigan St. 11/28/12
Career: 5 vs. Michigan St. 11/28/12

3-Point Field Goal Attempts

Season: 7 vs. Michigan St. 11/28/12
Career: 7 vs. Michigan St. 11/28/12

Foul Disqualifications

Season: --
Career: 1, at Ole Miss 11/25/11

Minutes

Season: 38, vs. Jacksonville 11/16/12
Career: 38 (2x), last vs. JU 11/16/12

2011-12			
Opposition	P	R	A
TENNESSEE TECH	12	4	0
RUTGERS	0	2	0
UNF	7	3	2
FLA. GULF COAST	9	5	2
at Ole Miss	12	9	3
at Purdue	10	7	4
UMASS	10	8	3
Memphis	10	5	1
at West Virginia	2	1	0
vs. FAU	10	3	4
at Charlotte	7	6	2
APPALACHIAN ST.	11	3	3
UNCG	11	2	2
at Virginia	0	3	0
at North Carolina	0	2	2
CLEMSON	12	6	3
NC STATE	0	5	0
at Georgia Tech	0	1	1
at Boston College	9	3	1
MARYLAND	13	5	2
at Duke	2	1	1
VIRGINIA TECH	7	3	0
at Florida State	3	3	1
NORTH CAROLINA	11	3	2
WAKE FOREST	3	3	1
at Maryland	13	2	0
FLORIDA STATE	11	6	0
at NC State	0	0	0
BOSTON COLLEGE	9	2	0
at Georgia Tech	3	2	0
vs. Florida State	8	2	1
VALPARAISO	10	3	3
MINNESOTA	5	2	3

As a Junior (2011-12): Only Cane to play in all 33 games ... Averaged 7.0 points, 3.5 rebounds, 1.4 assists and 0.7 steals in 24.1 minutes per game ... Shot 46.7 percent from field, 37.4 from distance and 72.0 at line ... Started 12-straight games from Nov. 29-Jan. 22 ... Averaged 5.8 points and 3.0 rebounds while shooting 44.2 percent from field in ACC play ... In a pair of NIT games, scored 15 points, shooting 50.0 percent (6-of-12) and had six assists in 59 minutes ... Third-best three-point percentage on team and third in three-pointers made and steals ... Led (or tied) for team game highs in steals eight times, rebounding and assists a trio of games and blocks once ... Scored in double digits 14 times, including a stretch of seven-of-nine games from Nov. 25-Jan. 2 ... Multiple threes in 14 games ... Season highs include 13 points at Maryland and vs. Maryland, three treys made a trio of times, nine rebounds at Ole Miss, four assists twice, three steals three times and 38 minutes vs. Maryland ... Scored 10 points, grabbed seven rebounds and dished out four assists in front of 30+ friends and family who came to watch live in West Lafayette, Ind.

2010-11: After transferring to Miami from UMKC, combo guard sat out 2010-11 season.

At UMKC (2008-10): Played basketball for two seasons at Missouri-Kansas City, appearing in 30 games and starting 25 as a sophomore in 2009-10 ... Averaged 10.9 points and 3.8 rebounds in 28.5 minutes per game, shooting a team-best 47.6 percent (110-231) from field to rank eighth in Summit League ... Converted 34.6 percent from long range and 74.2 percent (89-120) from line ... Dished out 60 assists -- second most on squad ... Ranked fourth all-time among UMKC sophomores in free throws made and attempted, seventh in points (327), eighth in field goals (110), tied for 10th in field goal attempts (231) and 10th in scoring average (10.9) ... Scored in double figures 17 times, including 20-plus point outings against Oakland (22) and Central Arkansas (21) ... Posted five-plus rebounds 10 times and a career-high tying five assists in four games ... Finished with 17 points (8-9 FGs) in win at Centenary (12/5) ... Hit a career-high 10-of-12 free throws at Houston Baptist (12/12) ... Scored 18 points with six boards versus South Dakota State (1/7) ... Grabbed season-high nine rebounds against IPFW (2/11) ... Posted 19 points and nine boards versus Centenary (2/25) ... First half dunk was "No. 1 Top Play of Day" on ESPN SportCenter's Top-10 plays on Feb. 25 ... Netted 17 points (6-11 FGs) against Oral Roberts (2/27) ... As a freshman in 2008-09, played in all 31 games with 13 starts ... Averaged 3.6 points and 3.0 rebounds in 18.7 minutes per game, shooting 40.8 percent from field (40-98) ... Double-digit scorer in four contests and had eight games with five-plus rebounds ... 12-point performance against Western Illinois (1/29) ... First career double-double (11 points and 11 rebounds) versus Centenary (2/19) ... Named to Summit League Winter/Spring Academic All-League Team.

High School: First team All-Southeast Conference and high honorable mention all-suburban team honoree ... Averaged 15.0 points, 6.0 assists and 5.7 rebounds per game as a senior ... Helped Rockets to first North Division Championship in 22 years ... Highest scoring point guard in league, converting 49 percent from field ... Four games with more than 20 points, five rebounds and five assists ... Two-year starter at point guard ... Scored 545 points and shot 84.8 percent from line over prep career ... 2007 adidas Double Pump Camp All-Star ... Played for Southeast Wisconsin All-Stars ... Wendy's High School Heisman Trophy winner for Wisconsin ... Won back-to-back Wisconsin state triple jump titles in 2007 and '08 ... State runner-up in long jump in 2008, after finishing sixth at state meet as a junior ... Offered track scholarships by Marquette and Minnesota ... Achieved high honors in classroom for having better than a 3.5 grade point average ... Named to honor roll from sophomore through senior years.

Personal: Born August 27, 1990 ... Son of Dwight Jones, and Luann McKinney & Ed Schmitt ... Brother to Laine, Mariel and Dwight ... Graduated in May 2012 with a degree in marketing ... Currently pursuing second degree, in liberal arts ... From an athletic family - uncle, Mark Jones, played in NBA for Orlando Magic and professionally overseas, and aunt, Esther Jones, was a national champion in track and field at LSU in 1990 in 100- and 200-meters and an Olympic gold medalist in 1992 as a member of 4x100-meter relay.

STATISTICS AT UMKC			Total		3-Point			Free Throws			Rebounds				Scoring										
Season	GP	GS	Min.	Avg.	FG	FGA	Pct.	FG	FGA	Pct.	FT	FTA	Pct.	Off.	Def.	Tot.	Avg.	PF	FO	Ast.	TO	Blk	Stl	Pts.	Avg.
2008-09	31	13	581	18.7	40	98	.408	7	33	.212	24	42	.571	15	79	94	3.0	69	2	39	26	1	14	111	3.6
2009-10	30	25	855	28.5	110	231	.476	18	52	.346	89	120	.742	22	92	114	3.8	94	3	60	69	3	19	327	10.9
TOTAL	61	38	1436	23.5	150	329	.456	25	85	.294	113	162	.698	37	171	208	3.4	163	5	99	95	4	33	438	7.2

STATISTICS AT MIAMI			Total		3-Point			Free Throws			Rebounds				Scoring										
Season	GP	GS	Min.	Avg.	FG	FGA	Pct.	FG	FGA	Pct.	FT	FTA	Pct.	Off.	Def.	Tot.	Avg.	PF	FO	Ast.	TO	Blk	Stl	Pts.	Avg.
2011-12	33	12	796	24.1	86	184	.467	40	107	.374	18	25	.720	20	95	115	3.5	70	1	47	42	2	22	230	7.0
2012-13	9	8	287	31.9	29	65	.446	14	34	.412	27	29	.931	4	26	30	3.3	21	0	14	9	0	8	99	11.0
TOTAL	42	20	1083	25.8	115	249	.462	54	141	.383	45	54	.833	24	121	145	3.5	91	1	61	51	2	30	329	7.8

MCKINNEY JONES 2012-13				TOTAL			3-PTS			FREE THROWS			REBOUNDS												
Opponent	Date	GS	Min	FG	FGA	Pct	3FG	FGA	Pct	FT	FTA	Pct	Off	Def	Tot	Avg	PF	FO	A	TO	Blk	Stl	Pts	Avg	
STETSON	11-09-12	*	36	5	10	.500	1	3	.333	3	3	1.000	1	3	4	4.0	2	0	2	1	0	0	0	14	14.0
at FGCU	11-13-12	*	37	3	10	.300	1	6	.167	1	1	1.000	1	1	2	3.0	4	0	1	2	0	2	8	11.0	
JACKSONVILLE	11-16-12	*	38	2	6	.333	1	3	.333	6	6	1.000	0	6	6	4.0	2	0	3	0	0	3	11	11.0	
DETROIT	11-24-12	*	26	4	6	.667	3	5	.600	2	2	1.000	0	4	4	4.0	3	0	2	1	0	1	13	11.5	
MICHIGAN STATE	11-28-12	*	34	5	8	.625	5	7	.714	3	4	.750	1	0	1	3.4	1	0	0	0	0	0	18	12.8	
at Massachusetts	12-01-12	*	35	3	5	.600	1	2	.500	1	2	.500	1	2	3	3.3	4	0	2	2	0	1	8	12.0	
CHARLOTTE	12-14-12	*	26	3	9	.333	0	3	.000	4	4	1.000	0	2	2	3.1	1	0	1	1	0	0	10	11.7	
at UCF	12-18-12	*	31	2	7	.286	2	4	.500	0	0	.000	0	4	4	3.3	2	0	1	1	0	0	6	11.0	
at Hawai'i	12/22/12		24	2	4	.500	0	1	.000	7	7	1.000	0	4	4	3.3	2	0	2	1	0	1	11	11.0	
Totals			8	287	29	65	.446	14	34	.412	27	29	.931	4	26	30	3.3	21	0	14	9	0	8	99	11.0



DURAND SCOTT

Senior | Guard | 6-5 | 203

#1

The Bronx, N.Y. | Rice

Scott Season / Career Highs

Points

Season: 20, at Hawai'i 12/22/12

Career: 29, at North Carolina 3/2/10

Rebounds

Season: 12, vs. Charlotte, 12/14/12

Career: 12 (2x) last vs. Charlotte, 12/14/12

Assists

Season: 5, at Hawai'i 12/22/12

Career: 10, at NC Central 11/14/09

Steals

Season: 4, vs. Charlotte, 12/14/12

Career: 4 (2x) last vs. Charlotte, 12/14/12

Blocked Shots

Season: 1, vs. Charlotte, 12/14/12

Career: 2, at Pepperdine 1/3/10

Field Goals

Season: 8, at Hawai'i 12/22/12

Career: 11 (2x), vs. Maryland 2/01/12

Field Goal Attempts

Season: 15, at Hawai'i 12/22/12

Career: 17, vs. Minnesota 12/2/09

Free Throws

Season: 4 vs. Charlotte, 12/14/12

Career: 16, vs. UMass 12/03/11

Free Throw Attempts

Season: 6, vs. Charlotte, 12/14/12

Career: 18, vs. UMass 12/03/11

3-Point Field Goals

Season: 4, at Hawai'i 12/22/12

Career: 4 (2x) last at Hawai'i 12/22/12

3-Point Field Goal Attempts

Season: 8, at Hawai'i 12/22/12

Career: 8, at Hawai'i 12/22/12

Foul Disqualifications

Season: --

Career: 10x - 4-11/12; 4-10/11; 2-09/10

Minutes

Season: 38, vs. Detroit 11/24/12

Career: 45, vs. FAU 12/17/11

ACC Player of the Week - Dec. 17, 2012 2011-12 ACC Honorable Mention, 2010 ACC All-Rookie Team, 2010 ACC All-Tournament First Team, 2010 Four-time ACC Rookie of the Week

As A Senior (2012-13): One of five ACC guards to attend Chris Paul's CP3 Elite Guard Camp in Winston-Salem, N.C. in June.

As A Junior (2011-12): Ranked fifth in ACC in assist to turnover ratio, sixth in minutes played, seventh in assists, 10th in free throw percentage and 14th in scoring ... Ended season on a streak of eight games scoring in double digits ... Ranks fifth in scoring and sixth in assists on list of ACC active career statistical leaders ... Tallied three or more assists in 18 games, and five or more four times ... Shot better than 40 percent from field in 10 ACC games ... Miami declared Scott ineligible prior to game against FSU on March 9. Was reinstated on March 14, but must serve a six-game withholding penalty. Six-game withholding includes FSU game in ACC Tournament, 2012 postseason, and three remaining withholding games at start of 2012-2013 season ... Book Buster (3.0 GPA).

As A Sophomore (2010-11): Ranked among ACC's leaders in scoring (12th), free throw percentage (3rd, 76th in nation) and minutes played (6th) ... Averaged a team-high 19.3 points, 3.3 assists and 3.3 rebounds over three NIT games ... Registered 100 assists for second-straight season, becoming first Cane to do so since John Salmon's in 2001-02 ... Malcolm Grant went on to dish out 100 assists as well, with duo becoming first teammates to notch consecutive 100-assist seasons since Thomas Hocker and Kevin Presto achieved feat in both 1987-88 and 1988-89 ... Major improvement in shooting percentage from charity stripe (.670 to .837) and from beyond arc (.276 to .391) between first two seasons ... First Hurricane to post back-to-back games with 20-or-more points since Jack McClinton tallied three-straight 30-point games in 2008-09 ... Finished with a game-high 20 points - including going 9-of-11 from line, with four rebounds and two steals in 33 minutes at No. 19/19 Memphis (11/15) in a game that tipped at midnight to kick off ESPN's season coverage of college hoops.

As A Freshman (2009-10): Earned ACC All-Rookie Team, ACC All-Tournament first team and *Sporting News* ACC All-Rookie Team honors ... Four-time ACC Rookie of the Week -- first Hurricane to earn honor more than once ... Became first Miami rookie since Guillermo Diaz (2003-04) to score 20 points in multiple games as a freshman ... Season-high 29 points at North Carolina marked most points by a Miami freshman in over nine years ... Tied ACC freshman record with 10 assists and zero turnovers in UM debut ... Named "Outstanding Defender" at team's 2010 postseason banquet ... Just second freshman and fifth player in UM history to amass 100 points, 100 boards and 100 assists in a single season ... With 113 assists, became first UM rookie in 15 years -- since Kevin Norris posted 102 assists (1994-95) -- and fifth UM rookie to top century mark in assists ... First Hurricane of any class to achieve this since Anthony Harris registered 133 assists as a sophomore (2004-05) ... Season- and game-high 29 points, shooting a season-high 11-of-15 from field, a season-high 3-of-5 from long range and 4-of-4 from line, with five rebounds and two steals at North Carolina (3/2) ... The 29 points were second-highest point production by an ACC rookie, most points by a Hurricane since Jack McClinton's 35 versus North Carolina (2/15/09) and most points by a Miami freshman in over nine years (since Darius Rice scored 31 versus Virginia Tech on 1/10/01) ... In Miami debut, registered a season- and game-high 10 assists with zero turnovers against N.C. Central (11/14) en route to ACC Rookie of the Week honors ... Most assists by a Hurricane in three years and tied an ACC freshman record in process ... Game-high eight assists (tying himself for league's second-best assist production by an ACC freshman in 2009-10) versus Bethune-Cookman (12/30) ... Sparked UM with a game-high 20 points on 9-for-17 shooting from floor, adding two assists and a team single-game season-high tying four steals in Big Ten/ACC Challenge win over Minnesota (12/2) ... First 20-point performance by a Miami freshman since Dwayne Collins finished with 24 at BC (1/16/07) ... Dished out 16 straight assists to start season before committing first turnover on an offensive foul.


High School: Ranked fifth in nation among shooting guards by *Scout*, eighth by *Rivals* and 11th by ESPN ... Five-star recruit, also ranked among top 25 overall players by *Scout* ... Selected to play in 2009 Jordan Brand Classic ... As a senior, led Rice High School to State Federation Class 2-A championship, earning tournament MVP honors after scoring 23 points in title game -- including a three-pointer with 14.5 seconds left in regulation to send game into overtime ... As a junior, averaged 12.7 points, 5.4 rebounds, 2.9 assists and 1.6 steals per game en route to a 19-5 record and playoff run ... Shot 89.7 percent from long range (26-29), 63.6 from field and 75.6 from charity stripe ... Over high school career, won two state championships and four city championships ... Coached by Maurice Hicks ... Played AAU basketball for New York Gauchos who finished 2008 season as No. 1 ranked AAU program in New York metropolitan area ... Recruited by many of nation's top basketball programs, including UConn, Pittsburgh, St. John's, Memphis, ULA, Tennessee and West Virginia.

Personal: Born Feb. 22, 1990 ... Brother to Alva, Ruschell, Shammet and Lacey ... Majoring in business management ... Off court, enjoys playing video games ... Jamaican descent ... Nickname is "Durand Durand".

Season	CAREER STATISTICS					3-Point					Free Throws			Rebounds				Scoring							
	GP	GS	Min.	Avg.	FG	Total FGA	Pct.	FG	FGA	Pct.	FT	FTA	Pct.	Off.	Def.	Tot.	Avg.	PF	FO	Ast.	TO	Blk	Stl	Pts.	Avg.
2009-10	33	28	917	27.8	126	277	.455	16	58	.276	71	106	.670	29	102	131	4.0	69	2	113	73	6	41	339	10.3
2010-11	36	35	1182	32.8	162	364	.445	27	69	.391	139	166	.837	42	110	152	4.2	93	4	112	100	4	43	490	13.6
2011-12	30	30	997	33.2	136	300	.453	19	61	.311	97	122	.795	51	111	162	5.4	67	4	93	54	5	31	388	12.9
2012-13	6	6	208	34.7	38	66	.576	8	17	.471	14	21	.667	7	28	35	5.8	7	0	22	8	1	11	98	16.3
TOTAL	105	99	3304	31.5	462	1007	.459	70	205	.341	321	415	.773	129	351	480	4.6	236	10	340	235	16	126	1315	12.5

Opponent	Date	SCOTT 2012-13			TOTAL			3-PTS			FREE THROWS			REBOUNDS				PF	FO	A	TO	Blk	Stl	Pts	Avg.
		GS	Min	Pct.	FG	FGA	Pct.	3FG	FGA	Pct.	FT	FTA	Pct.	Off	Def	Tot	Avg								
STETSON	11-09-12		DNP																						
at FGCU	11-13-12		DNP																						
JACKSONVILLE	11-16-12		DNP																						
DETROIT	11-24-12	*	38	6	9	.667	0	1	.000	3	4	.750	2	3	5	5.0	1	0	3	2	0	2	15	15.0	
MICHIGAN STATE	11-28-12	*	35	6	10	.600	0	0	.000	3	4	.750	3	3	6	5.5	0	0	2	2	0	0	15	15.0	
at Massachusetts	12-01-12	*	37	6	13	.462	0	2	.000	3	4	.750	0	7	7	6.0	1	0	4	1	0	1	15	15.0	
CHARLOTTE	12-14-12	*	33	5	8	.625	2	3	.667	4	6	.667	2	10	12	7.5	2	0	4	2	1	4	16	15.3	
at UCF	12-18-12	*	30	7	11	.636	2	3	.667	1	3	.333	0	4	4	6.8	3	0	4	0	0	1	17	15.6	
at Hawai'i	12/22/12	*	35	8	15	.533	4	8	.500	0	0	.000	0	1	1	5.8	0	0	5	1	0	3	20	16.3	
Totals			6	208	38	66	.576	8	17	.471	14	21	.667	7	28	35	5.8	7	0	22	8	1	11	98	16.3

2012-13 University of Miami



ERIK SWOOPE

Junior | Forward | 6-6 | 233

Lake Elsinore, Calif. | Harvard-Westlake

#21

Swoope Season / Career Highs

Points

Season: 7, vs. Jacksonville 11/16/12

Career: 13, vs. Pepperdine 12/30/10

Rebounds

Season: 4, vs. Charlotte, 12/14/12

Career: 6, vs. NC Central 11/19/10

Assists

Season: 1, vs. Jacksonville 11/16/12

Career: 2, at West Virginia 12/10/11

Steals

Season: 2, vs. Jacksonville 11/16/12

Career: 3 (3x), last vs. Rutgers 11/15/11

Blocked Shots

Season: --

Career: 2 (2x), last vs. UNF 11/19/11

Field Goals

Season: 3, vs. Jacksonville 11/16/12

Career: 4, vs. Pepperdine 12/30/10

Field Goal Attempts

Season: 4, vs. Charlotte, 12/14/12

Career: 8, at Duke 1/2/11

Free Throws

Season: 1, vs. Jacksonville 11/16/12

Career: 5, vs. Pepperdine 12/30/10

Free Throw Attempts

Season: 4, vs. Jacksonville 11/16/12

Career: 7, vs. Pepperdine 12/30/10

3-Point Field Goals

Season: 1, at UCF 12/18/12

Career: 1, at UCF 12/18/12

3-Point Field Goal Attempts

Season: 1, at UCF 12/18/12

Career: 1 (3x), last at UCF 12/18/12

Foul Disqualifications

Season: --

Career: 3 - 1 in 2010-11; 2 in 2011-12

Minutes

Season: 16, vs. Jacksonville 11/16/12

Career: 36, at Ole Miss 11/25/11

As a Sophomore (2011-12): Started eight of first 10 games, averaging 4.9 points, 3.4 rebounds, 0.9 blocks, 0.9 steals and 0.7 assists in 22.9 minutes per game while shooting 57.9 percent from field ... In 23 total games, averaged 2.3 points and 1.7 rebounds in 11.7 minutes per night ... Shot 50 percent (23-of-46) from field and 47.1 percent at line ... Scored in double digits in opener against Tennessee Tech ... Pulled down at least three rebounds in seven games ... Played more than 10 minutes in first 10 games, then didn't see more than eight minutes in final 13 outings ... Led (or tied) for team game highs in steals three times, blocked shots twice and rebounds and assists once ... Season highs include 11 points vs. Tennessee Tech, eight rebounds against Rutgers, two assists at West Virginia, three steals twice, a pair of blocked shots twice and 36 minutes at Ole Miss.

As a Freshman (2010-11): Played in 29 games, making nine starts as a true freshman ... Named to 2011 ACC All-Academic Basketball Team ... Averaged 1.4 points and 1.0 rebound in 6.5 minutes per game ... After averaging just 3.8 minutes per game over first 11 games, started eight-straight outings (12/22-1/23) - including five ACC games - for Hurricanes with 14.6 minutes per game over that span, including a season-high 23 minutes versus Pepperdine (12/30) ... Was back in starting lineup versus Virginia (2/5) ... Posted five points - including hitting both attempts from charity stripe, a career-high three steals, a pair of boards and one assist versus Florida State (1/19) ... Finished with six points - including a 4-for-4 effort from line, with a pair of rebounds and a steal in ACC debut at No. 1 Duke (1/2) ... Posted best game of young career versus Pepperdine (12/30), finishing with a season-high 13 points, four rebounds and two steals ... Grabbed two steals and matched then- season high with four points in Las Vegas Holiday Hoops Classic win over Rice (12/22) ... Finished with four points, a season-high six boards, one steal and one assist in nine minutes versus North Carolina Central (11/19).

High School: Named Mission League Most Valuable Player ... *L.A. Daily News* referred to him as "most dominant boys' basketball player" in San Fernando Valley ... Rated as No. 41 power forward by ESPN ... Incredible physique, and is as bouncy as any prospect in west ... As a senior, averaged 21.8 points, 8.9 rebounds, 1.6 assists and 1.5 blocks per game, converting 74 percent from field and 71 percent from foul line ... Registered 16 games of 20-or-more points, including eight games with 30-plus points ... Scored in double-figures in all but two games as a senior ... Averaged 26.2 points per outing over last six games ... Picked up 12 double-doubles as a senior, including a 30-point, 21-rebound effort against South Hills ... Turned in a season-best 40 points on 14-of-17 shooting from field - adding a 12-of-13 touch at charity stripe - in a win over Notre Dame Prep ... Collected three-straight games of 30 points against Palos Verdes, South Hills and Calabasas ... Picked up 2.8 steals per game ... As a sophomore, helped team to runner-up title of Mission League ... Selected as an *ESPN Rise* California State Stat Star of Week (Feb. 11, 2010) ... Coached by Greg Hilliard ... Played AAU basketball for Pump N' Run Elite ... Attended same high school that produced NBA players Jason Collins (Atlanta Hawks) and Jarron Collins (Phoenix Suns).

Personal: Last name is pronounced Swope ... Born May 8, 1992 ... Son of Denise and Gerald Swoope ... Brother to Devin Swoope ... Majoring in economics ... Attacks basket with reckless abandon, and has ability to finish plays in traffic ... Has been practicing yoga for four years.

2009-10			
Opposition	P	R	A
Jacksonville	0	0	0
at Memphis	1	0	0
N.C. Central	4	6	1
at Rutgers	0	0	0
McNeese St.	0	0	0
at FGCU	0	1	0
UCF	0	0	0
Oral Roberts	0	0	0
Rice	4	1	1
Akron	3	3	0
Pepperdine	13	4	1
at Duke	6	2	0
at Clemson	0	2	1
BC	4	1	0
Florida St.	5	2	1
at NC State	0	0	0
UNC	0	0	0
at Virginia Tech	0	0	0
Georgia Tech	0	1	0
Virginia	0	1	0
at Wake Forest	0	1	0
Duke	0	0	0
at UNCG	0	1	0
at Florida St.	0	1	0
at Georgia Tech	0	2	0
Virginia	0	0	0
FAU	0	0	0
Missouri St.	0	0	0
at Alabama	0	0	0


2011-12			
Opposition	P	R	A
TENNESSEE TECH	11	6	1
RUTGERS	6	8	1
UNF	8	3	1
FLA. GULF COAST	4	3	0
at Ole Miss	6	3	0
at Purdue	4	1	1
UMASS	6	2	1
Memphis	2	4	0
at West Virginia	0	3	2
vs. FAU	2	1	0
at Charlotte	0	1	0
APPALACHIAN ST.	2	0	0
UNCG	0	0	0
at North Carolina	0	0	0
NC STATE	1	0	0
at Boston College	0	0	0
MARYLAND	0	2	0
VIRGINIA TECH	0	0	0
WAKE FOREST	0	0	0
BOSTON COLLEGE	0	2	0
at Georgia Tech	0	0	0
vs. Florida State	0	0	0
MINNESOTA	2	1	0

CAREER STATISTICS

Season	GP	GS	Min.	Avg.	Total			3-Point			Free Throws			Rebounds				Scoring							
					FG	FGA	Pct.	FG	FGA	Pct.	FT	FTA	Pct.	Off.	Def.	Tot.	Avg.	PF	FO	Ast.	TO	Blk	Stl	Pts.	Avg.
2010-11	29	9	189	6.5	11	25	.440	0	0	.000	18	30	.600	12	17	29	1.0	26	1	5	7	2	13	40	1.4
2011-12	23	8	269	11.7	23	46	.500	0	2	.000	8	17	.471	20	20	40	1.7	46	2	7	8	10	9	54	2.3
2012-13	7	0	41	5.9	6	8	.750	1	1	1.000	1	6	.167	4	3	7	1.0	2	0	1	1	1	2	14	2.0
TOTAL	59	17	499	8.5	40	79	.506	1	3	.333	27	53	.509	36	40	76	1.3	74	3	13	16	13	24	108	1.8

SWOOPE 2012-13

Opponent	Date	GS	Min	TOTAL			3-PTS			FREE THROWS			REBOUNDS				PF	FO	A	TO	Blk	Stl	Pts	Avg	
				FG	FGA	Pct	3FG	FGA	Pct	FT	FTA	Pct	Off	Def	Tot	Avg									
STETSON	11-09-12	0+	0	0	.000	0	0	.000	0	0	.000	0	0	0	0.0	0	0	0	0	0	0	0	0.0		
at FGCU	11-13-12	0+	0	0	.000	0	0	.000	0	0	.000	0	0	0	0.0	0	0	0	0	0	0	0	0.0		
JACKSONVILLE	11-16-12	16	3	3	1.000	0	0	.000	1	4	.250	1	1	2	0.7	0	0	1	0	0	2	7	2.3		
DETROIT	11-24-12	5	0	0	.000	0	0	.000	0	0	.000	0	1	1	0.8	0	0	0	0	0	0	0	1.8		
MICHIGAN STATE	11-28-12	DNP																							
at UMass	12-01-12	DNP																							
CHARLOTTE	12-14-12	7	2	4	.500	0	0	.000	0	0	.000	3	1	4	1.4	0	0	0	0	0	0	4	2.2		
at UCF	12-18-12	9	1	1	1.000	1	1	1.000	0	0	.000	0	0	0	1.2	0	0	0	0	1	0	3	2.3		
at Hawai'i	12/22/12	4	0	0	.000	0	0	.000	0	0	.000	0	2	.000	0	0	0	1	0	0	0	0	2.0		
Totals			0	41	6	8	.750	1	1	1.000	1	6	.167	4	3	7	1.0	2	0	1	1	1	2	14	2.0



JUSTIN HELLER

Junior | Guard | 6-2 | 180

Boca Raton, Fla. | West Boca Raton Community

#12

Heller Season / Career Highs

Points	Career: 2, vs. Charlotte, 12/14/12
Rebounds	Career: 3, vs. Charlotte, 12/14/12
Assists	Career: 1, at UCF 12/18/12
Steals	Career: --
Blocked Shots	Career: --
Field Goals	Career: 1, vs. Charlotte, 12/14/12
Field Goal Attempts	Career: 1 (3x), last vs. Charlotte, 12/14/12
Free Throws	Career: --
Free Throw Attempts	Career: 2, vs. Charlotte, 12/14/12
3-Point Field Goals	Career: --
3-Point Field Goal Attempts	Career: 1, vs. Boston College 3/3/12
Minutes	Career: 3, vs. Charlotte, 12/14/12

2011-12		
Opposition	P	A
at Charlotte	0	0
APPALACHIAN ST.	0	2
at Boston College	0	0
VIRGINIA TECH	0	0
WAKE FOREST	0	0
BOSTON COLLEGE	0	0
MINNESOTA	0	0

As a Sophomore (2011-12): Played in seven games, including four ACC matchups ... Attempted two shots, including one three pointer ... Grabbed a pair of defensive rebounds ... Season highs include one field goal attempt against Boston College and Wake Forest, one three-point attempt vs. Boston College, two rebounds against Appalachian State and two minutes vs. Appalachian State ... Book Buster (3.0 GPA) ... Athletics Director Honor Roll (3.2 GPA).

As a Freshman (2010-11): Walked onto team ... Practiced, but did not see any game time.

High School: After transferring to West Boca, played one year of varsity basketball for the Bulls ... Among top 30 three-point scorers in Palm Beach County in 2009-10 ... Bulls were only team to beat powerhouse Dwyer, the top-ranked high school in county, with 82-73 victory.

Personal: Born on Dec. 26, 1991 ... Son of Neal Heller and Liz Heller ... Brother to Anthony Anderson ... Majoring in business, with aspirations of becoming a CEO ... Recruited by American and North Florida ... Nickname is J-Hell.

CAREER STATISTICS

Season	GP	GS	Min.	Avg.	Total			3-Point			Free Throws			Rebounds				Scoring							
					FG	FGA	Pct.	FG	FGA	Pct.	FT	FTA	Pct.	Off.	Def.	Tot.	Avg.	PF	FO	Ast.	TO	Blk	Stl	Pts.	Avg.
2011-12	7	0	4	0.6	0	2	.000	0	1	.000	0	0	.000	0	2	2	0.3	0	0	0	1	0	0	0	0.0
2012-13	4	0	5	1.3	1	1	1.000	0	0	.000	0	2	.000	0	3	3	0.8	0	0	1	0	0	0	2	0.5
TOTAL	11	0	9	0.8	1	3	.333	0	1	.000	0	2	.000	0	5	5	0.5	0	0	1	1	0	0	2	0.2

HELLER 2012-13

Opponent	Date	TOTAL			3-PTS			FREE THROWS			REBOUNDS				SCORING									
		GS	Min	FG	FGA	Pct	3FG	FGA	Pct	FT	FTA	Pct	Off	Def	Tot	Avg	PF	FO	A	TO	Blk	Stl	Pts	Avg
JACKSONVILLE	11-16-12	0	0	0	0	.000	0	0	.000	0	0	.000	0	0	0	0.0	0	0	0	0	0	0	0	0.0
CHARLOTTE	12-14-12	3	1	1	1	1.000	0	0	.000	0	2	.000	0	3	3	1.5	0	0	0	0	0	0	2	1.0
at UCF	12-18-12	1	0	0	0	.000	0	0	.000	0	0	.000	0	0	0	1.0	0	0	1	0	0	0	0	0.7
at Hawai'i	12/22/12	1	0	0	0	.000	0	0	.000	0	0	.000	0	0	0	0.8	0	0	0	0	0	0	0	0.5
Totals		0	5	1	1	1.000	0	0	.000	0	2	.000	0	3	3	0.8	0	0	1	0	0	0	2	0.5



STEVE SORENSON

Freshman | Guard | 6-0 | 151

Dallas, Texas | Mark's School of Texas

#3

Sorenson Career Highs

Points	Career: --
Rebounds	Career: --
Assists	Career: --
Steals	Career: --
Blocked Shots	Career: --
Field Goals	Career: --
Field Goal Attempts	Career: --
Free Throws	Career: --
Free Throw Attempts	Career: 1, at Hawai'i 12/22/12
3-Point Field Goals	Career: --
3-Point Field Goal Attempts	Career: --
Minutes	Career: 3, vs. Charlotte, 12/14/12

High School: Named all-state by Texas Association of Basketball Coaches as a senior ... TABC academic all-state ... Two-time All-Southwest Preparatory Conference ... Trinity Valley Christian all-tournament team twice ... Team captain both junior and senior seasons ... Averaged 18 points, six assists, three rebounds, two steals in senior campaign ... Shot 50 percent from both field and distance in final season ... Team leadership award ... Invited to TABC all-star game and 2012 Showboat Classic ... Team MVP ... Notched 12 points, five assists, four rebounds and two steals per game sophomore season ... Shot 50 percent from field and 49 percent from three ... Most improved player sophomore season ... Three-year letterwinner ... Honor roll all four years.

Personal: Full name is Steven Lewis Sorenson, goes by Steve ... Born Dec. 30, 1993 in St. Louis, Mo. ... Son of Skip and Yvonne ... Brother to Erik, who was a walk-on with Virginia Tech basketball team from 2010-12 ... Played AAU ball for Dallas Heroes ... Majoring in business.

CAREER STATISTICS

Season	GP	GS	Min.	Avg.	Total			3-Point			Free Throws			Rebounds				Scoring						
					FG	FGA	Pct.	FG	FGA	Pct.	FT	FTA	Pct.	Off.	Def.	Tot.	Avg.	PF	FO	Ast.	TO	Blk	Stl	Pts.
2012-13	3	0	4	1.3	0	0	.000	0	0	.000	0	1	.000	0	0	0	0.0	0	0	0	0	0	0	0.0

SORENSON 2012-13

Opponent	Date	TOTAL			3-PTS			FREE THROWS			REBOUNDS				SCORING									
		GS	Min	FG	FGA	Pct	3FG	FGA	Pct	FT	FTA	Pct	Off	Def	Tot	Avg	PF	FO	A	TO	Blk	Stl	Pts	Avg
JACKSONVILLE	11-16-12	0	0	0	0	.000	0	0	.000	0	0	.000	0	0	0	0.0	0	0	0	0	0	0	0	0.0
CHARLOTTE	12-14-12	3	0	0	0	.000	0	0	.000	0	0	.000	0	0	0	0.0	0	0	0	0	0	0	0	0.0
at Hawai'i	12/22/12	1	0	0	0	.000	0	0	.000	0	1	.000	0	0	0	0.0	0	0	0	0	0	0	0	0.0
Totals		0	4	0	0	.000	0	0	.000	0	1	.000	0	0	0	0.0	0	0	0	0	0	0	0	0.0



2012-13 Miami Men's Basketball
University of Miami Combined Team Statistics (as of Dec 23, 2012)
All games

RECORD:	OVERALL	HOME	AWAY	NEUTRAL
ALL GAMES	8-1	5-0	3-1	0-0
CONFERENCE	0-0	0-0	0-0	0-0
NON-CONFERENCE	8-1	5-0	3-1	0-0

#	Player	gp-gs	min	avg	Total		3-Point		F-Throw		Rebounds				pf	dq	a	to	blk	stl	pts	avg
					fg-fga	fg%	3fg-fga	3fg%	ft-fta	ft%	off	def	tot	avg								
01	Durand Scott	6-6	208	34.7	38-66	.576	8-17	.471	14-21	.667	7	28	35	5.8	7	0	22	8	1	11	98	16.3
00	Shane Larkin	9-9	318	35.3	48-90	.533	17-33	.515	17-20	.850	3	29	32	3.6	16	0	34	23	1	19	130	14.4
42	Reggie Johnson	7-6	198	28.3	26-61	.426	1-6	.167	35-49	.714	22	49	71	10.1	15	0	8	17	13	3	88	12.6
04	Trey McKinney Jones	9-8	287	31.9	29-65	.446	14-34	.412	27-29	.931	4	26	30	3.3	21	0	14	9	0	8	99	11.0
35	Kenny Kadji	9-9	265	29.4	34-79	.430	10-33	.303	20-26	.769	15	47	62	6.9	25	0	14	22	13	4	98	10.9
15	Rion Brown	9-4	227	25.2	18-54	.333	5-31	.161	11-17	.647	6	15	21	2.3	9	0	13	5	2	5	52	5.8
45	Julian Gamble	9-3	136	15.1	20-35	.571	0-0	.000	10-18	.556	14	13	27	3.0	10	0	1	10	7	3	50	5.6
02	Bishop Daniels	3-0	50	16.7	5-11	.455	3-3	1.000	2-2	1.000	1	2	3	1.0	5	0	3	4	0	6	15	5.0
21	Erik Swoope	7-0	41	5.9	6-8	.750	1-1	1.000	1-6	.167	4	3	7	1.0	2	0	1	1	1	2	14	2.0
10	Raphael Akpejori	3-0	8	2.7	1-2	.500	0-0	.000	0-1	.000	1	2	3	1.0	0	0	0	0	2	0	2	0.7
23	Tonye Jekiri	7-0	53	7.6	1-3	.333	0-0	.000	2-5	.400	3	3	6	0.9	10	0	1	2	2	2	4	0.6
12	Justin Heller	4-0	5	1.3	1-1	1.000	0-0	.000	0-2	.000	0	3	3	0.8	0	0	1	0	0	0	2	0.5
03	Steve Sorenson	3-0	4	1.3	0-0	.000	0-0	.000	0-1	.000	0	0	0	0.0	0	0	0	0	0	0	0	0.0
Team											9	11	20				5					
Total.....		9	1800		227-475	.478	59-158	.373	139-197	.706	89	231	320	35.6	120	0	112	106	42	63	652	72.4
Opponents.....		9	1800		195-511	.382	60-197	.305	86-136	.632	107	188	295	32.8	171	5	107	120	25	49	536	59.6

TEAM STATISTICS	UM	OPP	Date	Opponent	Score	Att.
SCORING	652	536	11-09-12	STETSON	w 87-79	3160
Points per game	72.4	59.6	11-13-12	at Florida Gulf Coast	L 51-63	4552
Scoring margin	+12.9	-	11-16-12	JACKSONVILLE	w 73-57	3135
FIELD GOALS-ATT	227-475	195-511	11-24-12	DETROIT	w 77-62	2946
Field goal pct	.478	.382	! 11-28-12	MICHIGAN STATE	w 67-59	5791
3 POINT FG-ATT	59-158	60-197	12-01-12	at Massachusetts	w 75-62	7004
3-point FG pct	.373	.305	12-14-12	CHARLOTTE	w 77-46	3275
3-pt FG made per game	6.6	6.7	12-18-12	at UCF	w 72-50	5189
FREE THROWS-ATT	139-197	86-136	12-22-12	at Hawai i	w 73-58	8120
Free throw pct	.706	.632				
F-Throws made per game	15.4	9.6				
REBOUNDS	320	295	!			
Rebounds per game	35.6	32.8	*			
Rebounding margin	+2.8	-				
ASSISTS	112	107				
Assists per game	12.4	11.9				
TURNOVERS	106	120				
Turnovers per game	11.8	13.3				
Turnover margin	+1.6	-				
Assist/turnover ratio	1.1	0.9				
STEALS	63	49				
Steals per game	7.0	5.4				
BLOCKS	42	25				
Blocks per game	4.7	2.8				
ATTENDANCE	18307	24865				
Home games-Avg/Game	5-3661	4-6216				
Neutral site-Avg/Game	-	0-0				

! = ACC / Big Ten Challenge
 * = Conference game

Score by Periods	1st	2nd	Totals
University of Miami	270	382	652
Opponents	240	296	536