



HURRICANES FOOTBALL

2018 MEDIA GUIDE



2018 SCHEDULE



LSU
SEPTEMBER 2
ARLINGTON, TX



SAVANNAH STATE
SEPTEMBER 8



TOLEDO
SEPTEMBER 15



FIU
SEPTEMBER 22



UNC
SEPTEMBER 27



FLORIDA STATE
OCTOBER 6



VIRGINIA
OCTOBER 13



BOSTON COLLEGE
OCTOBER 26



DUKE
NOVEMBER 3



GEORGIA TECH
NOVEMBER 10



VIRGINIA TECH
NOVEMBER 17



PITT
NOVEMBER 24



DECEMBER 1
ACC CHAMPIONSHIP GAME





TABLE OF CONTENTS

MEDIA INFORMATION

1	Contents / 2018 Schedule
2	University Information
3	President Julio Frenk
3	Faculty Rep. Dr. Marvin Dawkins
4	Director of Athletics Blake James
5-8	Athletics Administration

2018 MIAMI HURRICANES

10-11	Numerical Roster
12-13	Alphabetical Roster
14-41	Student-Athlete Profiles

COACHING STAFF

43-47	Head Coach Mark Richt
48-58	Assistant Coaches
59-66	Football Support Staff

2017 SEASON IN REVIEW

68-74	Game Recaps
75-102	Season Statistics

HISTORY

104-110	Hurricanes Football History
111-124	All-Time Results
125-141	Series History
142-146	National Championships
147	Bowl Game History
148-159	Bowl Game Recaps
160-165	College/Pro Football Hall of Fame
166-174	First-Team All-Americans
175-178	Ring of Honor
179	Retired Jerseys
180-185	Award Winners
186-196	#ProCanes
197-200	NFL Draft Picks

HISTORY (continued)

201-203	Hurricanes in the Super Bowl / Pro Bowl
204-224	All-Time Lettermen
225-226	Attendance
227-231	University of Miami Sports Hall of Fame

RECORDS

233-235	Individual Records
236-247	Individual Leaders
248-251	Individual Game Bests
252-255	Individual Superlatives
256-261	Team Season Bests
262-263	Team Game Bests
263	Opponent Game Bests

2018 SCHEDULE

DATE	OPPONENT	TV	TIME
Sept. 2	LSU (Arlington, Texas)	ABC	7:30 p.m.
Sept. 8	SAVANNAH STATE	ACCNE	6 p.m.
Sept. 15	at Toledo	TBA	12 p.m.
Sept. 22	FIU	TBA	TBA
Sept. 27	• NORTH CAROLINA	ESPN	8 p.m.
Oct. 6	• FLORIDA STATE	TBA	TBA
Oct. 13	• at Virginia	TBA	TBA
Oct. 26	• at Boston College	ESPN	7 p.m.
Nov. 3	• DUKE	TBA	TBA
Nov. 10	• at Georgia Tech	TBA	TBA
Nov. 17	• at Virginia Tech	TBA	TBA
Nov. 24	• PITTSBURGH	TBA	TBA

• - Denotes ACC game

SOCIAL MEDIA ACCOUNTS

Official Athletics

Twitter: @MiamiHurricanes
 Facebook: /MiamiHurricanes
 Instagram: MiamiHurricanes
 Twitter: @CanesFootball
 Facebook: /CanesFootball
 Instagram: CanesFootball
 Twitter: @CanesAllAccess
 Twitter: @UM_Sebastian

Official Football

Blake James, Director of Athletics
 Sebastian the Ibis

UNIVERSITY INFORMATION

Location Coral Gables, Fla.
 Enrollment 17,021
 Founded 1925
 Nickname Hurricanes
 Colors Orange (PMS 1665), Green (PMS 3435) and White
 President Dr. Julio Frenk
 Director of Athletics Blake James
 Faculty Athletics Representative Dr. Marvin Dawkins
 Conference / Division Atlantic Coast Conference / Coastal
 Stadium / Capacity Hard Rock Stadium / 64,767
 Ticket Office Phone 1-800-GO-CANES

COACHING STAFF

Head Coach Mark Richt
 Record at Miami 19-7 (third season)
 Career Record 164-54 (18th season)

Defensive Coordinator / Linebackers Manny Diaz
Offensive Coordinator / Running Backs Thomas Brown
Co-Offensive Coordinator / Wide Receivers Ron Dugans
Special Teams Coordinator / Tight Ends Todd Hartley
Safeties / Director of Youth Football Development Ephraim Banda
Assistant Coach / Outside Linebackers Jonathan Patke
Assistant Coach / Quarterbacks Jon Richt
Assistant Coach / Cornerbacks Mike Rumph
Assistant Coach / Offensive Line Stacy Searels
Assistant Coach / Defensive Line Jess Simpson
Graduate Assistant / Defense Alex Devine
Graduate Assistant / Defense Matthew Gazzillo
Graduate Assistant / Special Teams Danny Kalter
Graduate Assistant / Offense Tyler Pearson
Quality Control Analyst / Offense David Cooney
Quality Control Analyst / Offense Brandon Lumish
Quality Control Analyst / Offense Greg Nosal
Quality Control Analyst / Defense DeMarcus Van Dyke
Quality Control Analyst / Defense Michael Zuckerman

SUPPORT STAFF

Director of Football Operations Don Corzine
Director of Player Personnel Matt Doherty
Director of Player Development / Defense Joel Rodriguez
Director of Player Development / Offense Jorge Baez
Assistant Director of Player Personnel Chip Francoforte
Assistant Director of Football Operations / Recruiting Brooke Wilson
Assistant Director of Football Operations Justin Wells
Director of Strength and Conditioning Gus Felder
Associate Strength and Conditioning Coach John Thomas
Assistant Director of Strength and Conditioning Victor Ishmael
Assistant Director of Strength and Conditioning Miguel Rivera
Assistant Director of Strength and Conditioning Jeremy Roberts
Director of Football Nutrition & Performance Kyle Bellamy
Assistant AD / Equipment Operations David Case
Assistant Equipment Manager Brad Anderson
Assistant Equipment Manager Daniel Bogenschutz
Assistant Equipment Manager Greg Caruana
Video Coordinator Andrew Rossetti
Assistant Video Producer Devon Kleich
Associate AD / Athletic Training Vinny Scavo
Team Medical Director Dr. Lee Kaplan
Primary Care Sports Medicine Specialist Dr. Clifton L. Page
Assistant Athletic Trainer Dustin West
Assistant Athletic Trainer Karl Rennalls
Assistant Athletic Trainer Hannah Arndt
Team Chaplain Mike Blanc
Assistant AD / Academic Services Demetrius Darden
Academic Learning Specialist Dr. Barbara Stratton
Academic Advisor / Tutor Coordinator Michael Imeokparia
Football Creative Director Leo Ramos
Administrative Assistant to Head Coach Sebrina Beyer

ATHLETICS ADMINISTRATION

Director of Athletics Blake James
Deputy AD / Senior Woman Administrator Jennifer Strawley
Deputy AD / Chief Financial Officer Jason Layton
Sr. Associate AD / Academic Services David Wyman
Sr. Associate AD / Business Operations Josh Boone
Sr. Associate AD / Communications & Digital Strategy Carter Toole
Sr. Associate AD / Compliance Craig Anderson
Sr. Associate AD / Development Jesse Marks
Sr. Associate AD / Facilities & Event Operations Tim Wise
Sr. Associate AD / Sales & Marketing Brent Crank
Sr. Associate AD / Student-Athlete Development Shirelle Jackson
Associate AD / Athletic Training Vinny Scavo
Associate AD / Development Chris Cohen
Associate AD / Premium Seating & Corp. Development Ben Creed
Assistant AD / Academic Services Demetrius Darden
Assistant AD / Athletic Alumni Programs Rick Remmert
Assistant AD / Annual Giving Emily Boone
Assistant AD / Communications & Content Andy Fledderjohann
Assistant AD / Compliance & Eligibility Dan Raben
Assistant AD / Equipment David Case
Assistant AD / Events & Operations Michael Turner
Assistant AD / Major Gifts Chris Cohen
Assistant AD / Ticket Operations Tim Cavanaugh
Assistant AD / Ticket Sales Mackie Feierstein

COMMUNICATIONS

Senior Associate AD / Communications (Mark Richt) Carter Toole
Office 305-284-3245
Cell 615-598-8540
Email carter.toole@miami.edu
Twitter @CanesCarter

Director / Communications (primary)

Office Camron Ghorbi
Cell 305-284-3230
Email 786-877-7329
Twitter c.ghorbi@miami.edu
 @CamronGhorbi

Associate Director / Communications

Office David Villavicencio
Cell 305-284-3244
Email 786-999-3739
Twitter davidv@miami.edu
 @dvillavicencio6

Assistant AD / Communications & Content

Office Andy Fledderjohann
Email 305-284-6529
Twitter afledderjohann@miami.edu
 @afledder

Associate Director / Communications

Office Alex Schwartz
Email 305-284-3249
Twitter alexschwartz@miami.edu
 @AlexJSchwartz

Assistant Director / Communications

Cell Kevin Ivany
Email 305-389-6612
 ksi9@miami.edu

Assistant Director / Communications

Email Ashleigh Young
Twitter amy43@miami.edu
 @ashleighyoungg

Director / Digital Strategy

Email Tim Brogdon
Twitter tbrogdon@miami.edu
 @TimDanBrog

Assistant Director / Digital Strategy

Email Austin Sapin
Twitter a.sapin@umiami.edu
 @AustinSapin

Graphic Designer

Kyle Stopperan

Website | Twitter

www.HurricaneSports.com | @MiamiHurricanes | @CanesFootball

Mailing Address

5821 San Amaro Drive, Coral Gables, FL 33146



DR. JULIO FRENK
UNIVERSITY PRESIDENT
 UNIVERSIDAD NACIONAL
 AUTÓNOMA DE MÉXICO, 1979

A fourth-generation physician whose paternal grandparents fled Germany in the early 1930s to build a new life in Mexico, Julio Frenk catalyzed his deep gratitude for the kindness of strangers into a lifelong mission to improve the health, education, and well-being of people around the world.

Dr. Frenk became the sixth president of the University of Miami in August of 2015. He also holds academic appointments as Professor of Public Health Sciences at the Leonard M. Miller School of Medicine and as Professor of Health Sector Management and Policy at the School of Business Administration.

Prior to joining the University of Miami, he was the dean of the Harvard T.H. Chan School of Public Health and the T & G Angelopoulos Professor of Public Health and International Development, a joint appointment with the Harvard Kennedy School of Government.

Julio Frenk served as the Minister of Health of Mexico from 2000 to 2006. There he pursued an ambitious agenda to reform the nation's health system and introduced a program of comprehensive universal coverage, known as Seguro Popular, which expanded access to health care for more than 55 million previously uninsured Mexicans.

He was the founding director-general of the National Institute of Public Health in Mexico, one of the leading institutions of its kind in the developing world. He also served as executive director in charge of Evidence and Information for Policy at the World Health Organization and as senior fellow in the global health program of the Bill & Melinda Gates Foundation, among other leadership positions.

Dr. Frenk holds a medical degree from the National University of Mexico, as well as a master of public health and a joint Ph.D. in Medical Care Organization and in Sociology from the University of Michigan. He has received honorary degrees from seven universities.

His scholarly production, which includes over 160 articles in academic journals, as well as many books and book chapters, has been cited more than 15,000 times. In addition, he has written three best-selling novels for youngsters explaining the functions of the human body.

He is a member of the American Academy of Arts and Sciences, the U.S. National Academy of Medicine, and the National Academy of Medicine of Mexico. He serves on the boards of the United Nations Foundation and the Robert Wood Johnson Foundation. He has received numerous recognitions, including the Clinton Global Citizen Award for changing the way practitioners and policy makers across the world think about health, the Bouchet Medal for Outstanding Leadership presented by Yale University for promoting diversity in graduate education, and the Welch-Rose Award for Distinguished Service from the Association of Schools and Programs of Public Health.



DR. MARVIN DAWKINS
FACULTY REPRESENTATIVE
 EDWARD WATERS, 1970

Dr. Marvin Dawkins, a distinguished professor in the Department of Sociology at the University of Miami, is in his seventh year as the Faculty Athletics Representative. He was named to the post in April 2012, replacing Clyde McCoy after his 17 years of service in that role.

In his FAR post, Dawkins is responsible for ensuring the academic integrity of students participating in University athletic programs and helping to oversee institutional control of the Department of Athletics. The Faculty Athletics Representative serves as a liaison between the University and the athletic department. This individual is the University's voting delegate to the ACC and represents UM with the NCAA and ACC.

Dawkins received his doctorate from Florida State and completed his postdoctoral research fellowships at Howard University and The Johns Hopkins University. He previously served on the faculties of the University of Maryland, Old Dominion University and the University of Wisconsin-Parkside.

His research focuses on issues of race and social equity in such areas as education, career aspirations and mobility, substance abuse prevention, and sports. He has published widely in these areas, including his most recent article titled "Race and Pathways to Power in the National Football League" (with Jomills H. Braddock and Erica Smith), which appears in *American Behavioral Scientist* (2012).

His research on golf includes book chapters, scholarly articles, and the book *African American Golfers During the Jim Crow Era* (Praeger 2000), coauthored with Graham C. Kinloch. Dawkins was recently appointed to the United States Golf Association Museum Committee and is currently completing a study on the media treatment of black golfers from the Jim Crow era to the present.



BLAKE JAMES
DIRECTOR OF ATHLETICS
 MINNESOTA STATE -
 MANKATO, 1992

Since taking over as the University of Miami's Director of Athletics in 2013, Blake James has transformed The U, spearheading improvement in all aspects of the department, including postseason appearances, student-athlete support, facility upgrades, ticket sales and academic achievement.

In the most recent academic year, Miami continued to achieve excellence both on and off the field. UM's football team won 10 games for the first time since 2003, played in the ACC Championship Game for the first time and earned an invitation to the Capital One Orange Bowl. Head coach Mark Richt, who James hired in 2016, was named ACC Coach of the Year and Walter Camp National Coach of the Year.

That momentum has carried well into the off-season as the Hurricanes are poised to sell out football season tickets for the first time at Hard Rock Stadium in 2018. Miami is also slated to open the new, state-of-the-art Carol Soffer Football Indoor Practice Facility this fall.

In 2017-18, Miami was one of only three schools in the nation to have its football team play in a New Year's Six bowl game and advance both its men's and women's basketball teams to the NCAA Tournament. Overall, 14 of UM's 18 teams advanced to postseason play. Hurricane student-athletes earned two ACC Player of the Year honors, 64 All-ACC selections, nine individual ACC titles and 18 All-America accolades.

Miami's recent success continues to garner both James and UM national recognition. In 2017, James was selected as one of four Division I recipients of the 2016-17 Under Armour Athletic Director of the Year award, an honor given by the National Association of Collegiate Directors of Athletics (NACDA). James is currently serving a two-year term as Chair of the NCAA Division I Council, the group responsible for the day-to-day decision-making for all of Division I Athletics.

James has always placed a strong emphasis on academics and community outreach during his five-plus years as Miami's Director of Athletics. In the most recent Graduation Success Rate figures released by the NCAA, Miami student-athletes posted a GSR mark of 91 percent. Twelve Hurricane teams posted perfect 2016-17 scores on the NCAA's latest Academic Progress Report (APR). Miami's cumulative GPA for the 2018 spring semester was 3.09 – the ninth consecutive cumulative GPA of 3.0 or higher. Miami's football program received the 2016 AFCA Academic Achievement Award. In 2018, Hurricane student-athletes ranked first among all Division I schools in the NCAA Team Works Helper Helper Community Service Competition, participating in more than 200 events and logging more than 3,382 hours of community service.

During James' tenure, Miami has completed several facility enhancements, including the opening of the Schwartz Center for Athletic Excellence; the completion of the student-athlete training table, fueling station and dining hall; new artificial and natural playing surfaces and lights on the Greentree Practice Fields and a center-hung scoreboard inside the Watsco Center.

James has led multiple, multi-million dollar capital renovation projects, including renovations of the Hecht Center and the men's and women's basketball offices. Over the past year, Miami Athletics has secured over \$34 million in gifts to fund the Carol Soffer Football Indoor Practice Facility, including the largest donation in department history – a \$14 million gift from the Soffer Family, which served as the lead gift for the facility.

Under James' leadership, the Hurricane Club continues to

support UM's student-athletes and coaches in record numbers. The Hurricane Club completed a record-setting year in 2016-17, raising an all-time record \$49 million. Its current membership of more than 11,500 represents an over 100-percent jump from its membership of 5,140 in 2010.

Ticket sales are also at an all-time high. In 2017, the Hurricanes averaged 58,682 fans last year at Hard Rock, which ranked second in the nation at stadiums with seating capacities below 70,000. In 2016, Miami ranked first among Power 5 programs in attendance percentage increase (23 percent) over 2015 attendance. The Hurricanes have also sold out their men's basketball season tickets for three consecutive seasons for the first time ever.

In addition, James has built its broadcast, communications and marketing departments into one of the nation's leaders in digital media and video production. Miami continually ranks at the top of the conference in number of live ACC Network Extra broadcasts each year. James was also instrumental in helping Miami strike one of the largest apparel deals in the country with adidas.

Prior to being named AD, James served Miami Athletics in the roles of Interim AD and Senior Associate AD for Development and Ticket Operations, where he oversaw the day-to-day operations of development, ticket sales and ticket operations. He also was a member of the Hurricanes' senior staff and provided sport supervision.

James returned to UM after spending seven years at the University of Maine, where he first served as Senior Associate Athletic Director before serving as Director of Athletics from 2005 to 2010. During his tenure at Maine, athletics experienced tremendous success, including three trips to the Frozen Four for the men's ice hockey program and NCAA playoff berths for football, baseball (two), women's basketball and softball. James implemented a comprehensive \$17 million facility improvement plan at Maine, which included an indoor practice facility and numerous other facility upgrades and renovations. Academically, the program flourished, earning the conference academic cup twice and student-athletes maintaining a 3.0 GPA or above.

Prior to his stint at Maine, James worked in athletic development at Providence College, where he established the "Friars Forever" campaign and the Friar Athletic Fund.

James is no stranger to South Florida, beginning his athletic career with UM, working in ticket sales, corporate sales and athletic development. In 1995, he was hired as Miami's Director of Ticket Sales, serving in that capacity until 1997, when he was named an athletic development officer at the University of Nebraska. He returned to Miami in 1998 as the Director of Major Gifts and Corporate Sales and was promoted to the Director of Athletic Development at Miami in 2000 before moving on to Providence in 2002.

James graduated from Minnesota State University - Mankato with a Bachelor's degree in Marketing in 1992 and later received his Master's degree in Sports Administration from St. Thomas University in 1994. He and his wife, Kelly, have two children: daughter, Haley, and son, Ryan.



JENNIFER STRAWLEY
DEPUTY AD / CHIEF
OPERATING OFFICER
 PENNSYLVANIA, 1998

Jennifer Strawley joined the University of Miami on June 18, 2012 and currently serves as Deputy Director of Athletics and Chief Operating Officer. She also serves as the department's Senior Woman Administrator.

Serving as the second-in-command, Strawley provides strategic direction for the department and assists the Director of Athletics with the day-to-day operations. She is the sport administrator for football, women's basketball and women's tennis. Strawley leads the department's strategic planning initiatives, policy development and implementation, coordination of department and coaches meetings and gender equity and inclusion initiatives. She oversees the areas of human resources, sports medicine, academic services, equipment / Adidas, video services and student-athlete development, as well as serves as a liaison to various campus groups, the ACC and the NCAA.

Strawley played a key role in the hiring of head football coach Mark Richt, serving on the selection committee. In addition, she was instrumental in the development of Miami's annual Celebration of Women's Athletics recognizing the achievements of Miami's female student-athletes while raising money to support women's athletics.

Actively engaged in intercollegiate athletics nationally, Strawley has served on various committees within the NCAA and the ACC. She currently serves on the ACC Television Committee, the ACC Women's Basketball foresight committee, the ACC Equity Committee, the ACC Infractions and Sportsmanship Review Committee, the ACC Football Schedulers Group, and the NCAA Division I Women's Basketball Oversight Committee. She also serves on the board of directors for Women's Leaders in College Sports and the Women's Basketball Coaches Association.

Prior to UM, Strawley concluded her second tour with the NCAA as the Director of Academic and Membership Affairs. In this role, Strawley was instrumental in providing leadership in the areas of academic governance and development of academic policy. Strawley served on the senior management team and was involved in a variety of other internal operations.

Strawley rejoined the NCAA after serving as the Associate Athletics Director for Intercollegiate Sport Programs and Senior Woman Administrator at Columbia University from 2007-10. While at Columbia, she oversaw numerous varsity sport programs including football and was the athletics program liaison for gender equity and diversity initiatives. Strawley was a member of the department's Executive Management Team.

Prior to her tenure at Columbia, Strawley was the Director of Membership Services and Student-Athlete Reinstatement at the NCAA. In this role, she provided oversight of the student-athlete reinstatement process and was instrumental in the implementation of the student first philosophy. Strawley served as a liaison to numerous NCAA committees and task forces, including the NCAA Divisions I, II and III Student-Athlete Reinstatement Committees and the NCAA Olympic Sports Liaison Committee.

Strawley first joined the NCAA in 1998 as an enforcement services intern. She is a 1998 graduate of the University of Pennsylvania where she earned her Bachelor of Arts degree in history. During her time at Pennsylvania, she was a two-year captain for the Quakers' softball team. Strawley was inducted into the William Tennent High School Hall of Fame in of 2014.



JASON LAYTON
DEPUTY AD / CHIEF
FINANCIAL OFFICER
 SAINT LEO, 1999

Jason Layton serves as the University of Miami Deputy Director of Athletics and Chief Financial Officer, a position he took over in August 2017. He initially joined Miami in December 2014 as the Senior Associate Athletics Director for Communications and Sales.

In his current position, Layton is responsible for managing the department's business office, marketing, digital strategies, communications, ticket sales, ticket operations, client experience, video production and broadcast departments.

Additionally, Layton has oversight of all departmental licensing matters, Hurricane Sports Properties, serves as the department ACC Network liaison and is the sport administrator for men's basketball.

Since his arrival, Miami has seen exceptional growth in ticket sales and video production services in both content and broadcast with ESPN and the newly formed ACC Network.

Under his watch, Miami has seen an increased level of season ticket sales in football and men's basketball. Under Layton's guidance, Miami saw an unprecedented growth in football attendance during the 2016 season, as the Hurricanes totaled 42,000 season ticket holders and averaged 58,572 fans per game – the 27th-highest total in the nation and leader among all Power Five schools in percentage increase on a year-to-year basis (23 percent).

In addition, Miami sold out its entire 2015-16 and 2016-17 men's basketball season ticket allotment, marking the first time in Hurricane Athletics history that a team has sold out its entire season ticket allotment in back-to-back seasons.

Layton also serves as the primary contact for ESPN with the recent launch of the ACC Network, first in digital format in August 2016 and building to the linear network in fall of 2019. Since 2015, Miami has produced over 200 live events on ESPN3/ ACC Network Extra – a figure that ranks near the top of all ACC schools.

Layton, a Florida native, arrived in Miami after spending the 2013 and 2014 seasons at Colorado State University where he served as the department's Senior Associate Athletics Director for Sales and Marketing. During his time in Fort Collins, Colo., Layton's ticket sales plans drove double-digit increases in football, volleyball, men's basketball and women's basketball revenue and tickets sold.

Before his arrival at Colorado State, Layton spent 13 years with the Tampa Bay Buccaneers. In his 13 years with the club, he handled a variety of responsibilities from sales, marketing, ticketing and luxury suite operations to advertising, accounting, finance and purchasing. Layton began his career with the Buccaneers as a customer service representative in 1999 before elevating to the role of Senior Director of Business Administration in 2011. Layton received his bachelor's and master's degrees from Saint Leo University in Saint Leo, Fla.



DAVID WYMAN
SENIOR ASSOCIATE AD
ACADEMIC SERVICES
 FLORIDA A&M, 1994

"When you do the right things, the right things happen."

David Wyman has empowered over 2,000 student-athletes with his signature creed. Now in his 23rd year, Wyman has advised and mentored a diverse population of student-athletes to become skilled professionals in many different careers.

Wyman is the Senior Associate Athletic Director for Academic Services at the University of Miami, a position he was promoted to in August 2017. Wyman is also the sport administrator for Miami's volleyball program.

He began his own career as an intern, and was quickly promoted to the full-time staff after working just two months in the academic services division. Wyman became the assistant director two years later, supervising the tutorial program and advising both the football and men's basketball teams. He was then promoted to associate director, taking on the responsibility of coordinating the NCAA eligibility certification for all 400 student-athletes.

Since 2004, Wyman has managed the Division of Athletic Academic Services, currently leading a staff of eight full-time professionals. Under his leadership, the department and sport programs have gained national recognition and honors for continued growth in both academic progress rates (APR) and graduation success.

A 2016 inductee to the Iron Arrow Society, Wyman has helped guide the football team to a pair AFCA Academic Achievement Awards for graduating 100 percent of student-athletes in the freshman classes of 2002 and 2009.

Wyman is a 1994 graduate of Florida A&M with a bachelor's degree in accounting. He earned a master's degree in sports administration from St. Thomas University in 1995. Born in Staten Island, N.Y., he is married to Jewyll, and the couple has three daughters: Rebecca, Dominique and Sarah. Wyman has been a Big Brother in the Miami-Dade Big Brother/Big Sister Organization and is also a member of Omicron Delta Kappa, The National Leadership Honor Society and the National Association of Academic Advisors for Athletics.



JOSH BOONE
SENIOR ASSOCIATE AD
BUSINESS OPERATIONS
 ELON, 1995

After a pair of promotions, Joshua Boone now serves as the Senior Associate Athletic Director for Business Operations at the University of Miami. Boone was hired in July 2012 as the Assistant AD for Business Operations, was elevated to Associate AD in March 2014 and took on his new title in August 2017.

In addition to his role within the business office, Boone is also the sport administrator for Miami's swimming and diving programs.

Boone, who spent the previous nine years working for the University of North Carolina, was promoted to associate director of business operations with the Tar Heels in November 2011. In his time in Chapel Hill, Boone supervised the day-to-day operations of a \$72 million operating budget, served as the department liaison with accounting, development, disbursement, facility services and outside travel vendors, and also assisted in

the athletic department's annual budget preparations. He began his time in the Tar Heels' Business Office as an accounting technician in December 2002.

Prior to working at UNC, Boone worked for the North Carolina High School Athletic Association from September 1999 to 2002. While at the NCHSAA, Boone designed, edited and published various publications, developed and maintained the organization's official website, and coordinated statewide media relations.

Boone received his bachelor's degree athletic training from Elon University in 1995 before earning his master's degree in athletic administration from East Carolina (1998) and his M.B.A from Elon in 2004. He has been an active member with the College Athletic Business Management Association since 2009, serving on the membership, publicity and program committees.

He currently lives in Coral Gables, Fla., with his wife, Emily, who is the assistant AD of annual giving for the Hurricane Club. The couple has two children, Mackenzie and Noah.



CARTER TOOLE
SENIOR ASSOCIATE AD
COMMUNICATIONS & DIGITAL
STRATEGY
 NORTH CAROLINA, 1995

Carter Toole serves as the Senior Associate Athletic Director for Communications and Digital Strategy at the University of Miami. He joined the Hurricanes as an associate AD in November 2016 and was promoted to his current role in August 2017.

Toole oversees the communications, digital departments and video departments, as well as assists with publicity for the football program and head football coach Mark Richt.

Toole previously co-owned a Nashville-based marketing agency, Wheelhouse Marketing Advisors, which was acquired by a local technology firm (Atiba) at the end of 2015. Before launching Wheelhouse he served as Vice President, Digital, at another Nashville firm, January & Associates.

Prior to entering the agency business, Toole worked in the National Football League for nine seasons with four teams. After public relations stints with the Green Bay Packers, Tennessee Titans and Tampa Bay Buccaneers, he joined the Houston Texans as the club's first director of internet services & publications.

He was part of the Texans' communications staff that won the Pete Rozelle Award in 2004 as voted on by the Pro Football Writers Association of America. Toole has also worked eight Super Bowls as a member of the NFL's media relations staff.

Toole started his sports communications career in the media relations offices at Arizona State University and the University of North Carolina at Chapel Hill, where he earned his bachelor's degree.

A native of Alexandria, Va., Toole and his wife, Barbara, have two daughters.



CRAIG ANDERSON
SENIOR ASSOCIATE AD
COMPLIANCE
 PITTSBURGH, 2005

Craig Anderson arrived at the University of Miami in March 2013 and was elevated to the role of Senior Associate Athletic Director for Compliance and appointed to the department's executive senior staff in July 2015.

Anderson is responsible for managing all aspects of the University's compliance program, including educating coaches, student-athletes, boosters, athletic department staff and other University officials about NCAA and Atlantic Coast Conference rules and regulations.

Anderson is also responsible for overseeing all compliance processes and procedures dealing with the University's monitoring of recruiting, eligibility, financial and certification. Anderson is a member of the National Association of Athletics Compliance Coordinators (NAAC) and is the sport administrator for the Miami baseball program.

Prior to his position at the University of Miami he held positions in Compliance at NC State, University of Virginia, UNLV and Marshall University.

Anderson graduated from the University of Pittsburgh in 2005 with a bachelor's degree in political science and a year later, he graduated from Marshall University with a master's degree in athletic administration.



JESSE MARKS
SENIOR ASSOCIATE AD
DEVELOPMENT
 MIAMI, 2005, 2008

Jesse Marks was promoted to Senior Associate Athletic Director for Development in August 2016. He was previously promoted to associate AD for development in November 2012 following two years as assistant athletics director for major gifts.

Under the guidance of Director of Athletics Blake James, Marks is responsible for all development operations for the department of athletics, including campaign oversight, major giving, annual fund, donor stewardship, event hospitality and coordination with central advancement efforts. Marks is also the sport administrator for Miami's men's tennis program.

Since Marks' arrival in 2010, the Hurricane Club has seen significant growth in major giving and annual giving participation. Following the department's restructure in 2010, the Hurricane Club's development results have increased significantly across the board. Major Giving is up more than 70 percent since 2010, increasing from \$14 million in 2010 to \$26.6 million in 2011 and to an all-time high of \$49 million in 2016-17.

Annual giving has also seen unprecedented growth through extensive marketing, philanthropic re-branding and digital strategy. Since 2010, annual Hurricane Club Membership has increased by more than 100 percent to an all-time record of 11,500 active members and over \$14 million raised for student-athlete excellence. The Hurricane Club is consistently recognized nationwide for their use of cutting edge technology and unique campaigns to drive annual support.

Marks has been a part of two major capital campaigns at the University of Miami: The Momentum Campaign, (2000-2008) which raised over \$1 billion for the University, and Momentum2. Under Marks' leadership, athletics exceeded its goal of \$68

million and raised more than \$85 million dollars towards the Momentum campaign and raised over \$118 million towards the university wide \$1.6 billion Momentum2 Campaign.

Prior to his return to UM Athletics, Marks served as assistant director of development at Wake Forest University, where he managed relationships for over 150 athletic donors in the southeast, including South Carolina, Georgia, North Carolina and Florida. Prior to Wake Forest, Marks was as assistant athletics director for development at Florida International University, where he managed all fundraising operations related to the opening of their new football stadium in 2008.

Marks is an active member of the National Association of Athletic Development Directors (NAADD) and is an adjunct professor in the School of Education Sports Administration Program teaching Sport Promotions and Sales.

A two-time Miami graduate, Marks earned his bachelor's degree in 2005 and his master's degree in 2008.



TIM WISE
SENIOR ASSOCIATE AD
FACILITIES & EVENT
OPERATIONS
 SOUTH CAROLINA, 1996

Tim Wise is in his sixth year as the Senior Associate Athletic Director for Facilities and Event Operations at the University of Miami. Wise joined the UM staff in June 2012.

Wise has oversight of numerous areas within the department: facilities and maintenance services, capital projects/construction, facilities master planning, event management and guest services, camps/clinics, risk management, information technology, strength & conditioning and nutrition. He is also the liaison to the Watson Center and Hard Rock Stadium, as well as serves as the sport administrator for Miami's soccer and rowing teams.

Wise, who has more than 20 years of experience in college athletics as an event manager, facilities director and administrator, was hired by the University of Wisconsin Athletic Department as assistant athletic director for events and facilities in August, 2008. In January 2012, he was named interim associate athletic director and elevated to the senior management team with additional oversight of the University Ridge Golf Course and \$125 million in capital projects.

Wise also had supervisory oversight of the UW Athletics event management, facilities, food and beverage and guest services units and oversaw an annual budget of approximately \$15 million. He also served in a lead role in administrative coordination of UW Athletics concerts, summer camps and event parking.

Wise served as the director of facility maintenance at the University of Connecticut from August 2005 to August 2008. He oversaw daily operations of athletic facilities, projects and event operations as the assistant athletics director for facilities and operations at Eastern Michigan University from November 2003 to June 2005.

Wise was hired as the athletics event manager at the University of Denver in August 2000 and promoted to the director of athletics events in August 2001 and served in that role until October 2003. Prior to his time at Denver, Wise was the event services manager at The Ohio State University's Schottenstein Center.



BRENT CRANK
SENIOR ASSOCIATE AD
SALES & MARKETING
 WISCONSIN-EAU CLAIRE, 2005

Brent Crank was promoted to Senior Associate Athletic Director for Ticket Sales and Marketing at the University of Miami in August 2017. He previously served as the associate AD for ticket sales and operations for three years after initially being hired as the assistant AD for ticket operations in July 2012.

Along with his duties in ticket sales and marketing, Crank is also the sport administrator for the Hurricanes' golf team.

Prior to Miami, Crank spent the previous year as director of ticketing at University of Alabama, and possesses extensive experience across the college athletics landscape.

While a member of the Alabama administrative staff, Crank managed the daily operations of the athletics tickets office, oversaw gameday operations of the home football and basketball schedules, and coordinated season ticket renewals for Alabama teams.

Prior to his time in Tuscaloosa, Ala., Crank spent three years as the assistant athletic director for ticket operations at Marquette University. While with the Golden Eagles, Crank managed the entire ticket operation (consisting of season tickets, single games, mini-packs, student tickets and postseason tickets), implemented a variable pricing structure for men's basketball that resulted in \$5.3 million dollars in ticket revenue for the 2010-11 season, and helped increase overall ticket sales by 10 percent.

The University of Wisconsin – Eau Claire graduate (2005) has also worked in ticket operations for Tulane University and the University of Oregon. While at UW-Eau Claire, Crank majored in kinesiology and minored in business.



SHIRELLE JACKSON
SENIOR ASSOCIATE AD
STUDENT-ATHLETE
DEVELOPMENT
 BOWLING GREEN, 1994

Shirelle Jackson is the Senior Associate Athletic Director of Student-Athlete Development at the University of Miami. Jackson initially joined Miami as the director of student-athlete development in March 2014 and was promoted to assistant AD in July 2016.

Elevated to her current title in August 2017, Jackson also oversees the Hurricanes' track and field programs.

Prior to joining the athletics department, Jackson spent the previous five years in various capacities in the College of Arts and Sciences at UM. Her initial position was a new role intended to enhance the athletic department's efforts to develop programming that will enhance the total development of our student-athletes.

Prior to arriving at UM, Shirelle was the director of athletic academic support services from 2005-08 at FIU, where she oversaw the management and operation of the school's academic support program for its 400 student-athletes. She also coordinated the academic and personal advising, class registration, tutors, study hall and study skills workshops. During her tenure at FIU, she saw her full-time staff increase to six and the student-athlete graduation rate improved by 16 percent.

She was the assistant director for student-athlete services

for 11 months at Bowling Green State University in Bowling Green, Ohio. Her first athletics position was as assistant AD for student development from August 2002-July 2004 at Eastern Connecticut State.

Jackson was a four-year letter winner for the women's track and field team at Bowling Green. She received her bachelor's degree from Bowling Green in 1994 and her master's degree in counseling from Central Connecticut State in 1998. She is currently a doctoral candidate in higher education leadership at Nova Southeastern in Davie.

She is married to Jason Jackson, who is the television host and courtside reporter for Miami HEAT telecasts on Sun Sports. The couple has two children – Justin and Jordan.



2018 STUDENT ATHLETES

Numerical Roster.....	10-11
Alphabetical Roster.....	12-13
Student-Athlete Profiles.....	14-41

NUMERICAL ROSTER

NO	NAME	POS	HT	WT	CL.	HOMETOWN (PREVIOUS SCHOOL) (HIGH SCHOOL)
1	Lorenzo Lingard	RB	6-0	195	Fr.	Orange City, Fla. (University)
1	Nesta Jade Silvera	DL	6-2	305	Fr.	Pembroke Pines, Fla. (Plantation American Heritage)
2	Trajan Bandy	DB	5-9	188	So.	Miami, Fla. (Columbus)
3	Gilbert Frierson	DB	6-1	192	Fr.	Coral Gables, Fla. (Coral Gables Senior)
3	Michael Harley	WR	5-9	175	So.	Fort Lauderdale, Fla. (St. Thomas Aquinas)
4	Jaquan Johnson	DB	5-11	195	Sr.	Miami, Fla. (Killian)
4	Jeff Thomas	WR	5-10	180	So.	East St. Louis, Ill. (East St. Louis)
5	Amari Carter	DB	6-2	200	So.	Palm Beach Gardens, Fla. (Palm Beach Gardens)
5	N'Kosi Perry	QB	6-4	195	R-Fr.	Ocala, Fla. (Vanguard)
6	Jhavonte Dean	DB	6-2	192	Sr.	Homestead, Fla. (Blinn College) (South Dade)
6	Mark Pope	WR	6-1	180	Fr.	Miami, Fla. (Southridge)
7	Al Blades, Jr.	DB	6-1	185	Fr.	Fort Lauderdale, Fla. (St. Thomas Aquinas)
7	Brian Hightower	WR	6-3	210	Fr.	Leimert Park, Calif. (IMG Academy)
8	DJ Ivey	DB	6-1	194	Fr.	Homestead, Fla. (South Dade)
8	Dee Wiggins	WR	6-3	195	Fr.	Miami, Fla. (Southridge)
9	Brevin Jordan	TE	6-3	245	Fr.	Las Vegas, Nev. (Bishop Gorman)
9	Gerald Willis III	DL	6-4	300	R-Sr.	New Orleans, La. (Florida) (Edna Karr)
11	Marquez Ezzard	WR	6-2	210	Fr.	Stockbridge, Ga. (Stockbridge)
11	De'Andre Wilder	LB	6-3	212	So.	Miami, Fla. (Carol City)
12	Malik Rosier	QB	6-1	212	R-Sr.	Mobile, Ala. (Faith Academy)
13	DeeJay Dallas	ATH	5-10	220	So.	Brunswick, Ga. (Glynn Academy)
15	Gregory Rousseau	DL	6-6	250	Fr.	Coconut Creek, Fla. (Champagnat Catholic)
15	Jarren Williams	QB	6-2	210	Fr.	Lawrenceville, Ga. (Central Gwinnett)
16	Ryan Rizk	QB	6-1	166	Fr.	Boynton Beach, Fla. (American Heritage - Delray)
17	Waymon Steed	LB	5-11	220	R-Fr.	Miami, Fla. (Central)
17	Cade Weldon	QB	6-3	220	R-Fr.	Tampa, Fla. (Thomas Jefferson)
18	Lawrence Cager	WR	6-5	220	R-Jr.	Towson, Md. (Calvert Hall)
18	Zach Feagles	P	6-2	220	So.	Ridgewood, N.J. (Ridgewood)
19	Scott Patchan	DL	6-6	255	R-Jr.	Bradenton, Fla. (IMG Academy)
20	Robert Knowles	DB	6-1	200	R-Jr.	Miami, Fla. (Edison)
21	Bubba Baxa	PK	6-0	205	Fr.	Pasadena, Texas (Pasadena Memorial)
22	Robert Burns	RB	5-11	225	R-Fr.	Miami, Fla. (Gulliver Prep)
22	Sheldrick Redwine	DB	6-1	205	Sr.	Miami, Fla. (Killian)
23	Cam'Ron Davis	RB	5-10	190	Fr.	Opa Locka, Fla. (Carol City)
23	Terry McCray	LB	6-3	245	R-Sr.	Pompano Beach, Fla. (Blanche Ely)
24	Travis Homer	RB	5-11	205	Jr.	West Palm Beach, Fla. (Oxbridge Academy)
25	Derrick Smith	DB	6-2	230	So.	Jacksonville, Fla. (Trinity Christian Academy)
26	Gurvan Hall, Jr.	DB	6-0	200	Fr.	West Palm Beach, Fla. (Palm Beach Gardens)
27	Nigel Bethel, Jr.	DB	6-0	170	Fr.	Miami, Fla. (Northwestern)
28	Crispian Atkins	RB	5-9	195	R-Jr.	Plant City, Fla. (ASA College [Fla.]) (Durant)
28	Michael Jackson	DB	6-1	205	Sr.	Birmingham, Ala. (Spain Park)
29	James Murphy	DB	5-7	195	R-Jr.	Avon, Conn. (Avon)
30	Romeo Finley	DB	6-1	215	Jr.	Fort Walton Beach, Fla. (Niceville)
31	Demetrius Jackson	DL	6-3	260	R-Sr.	Miami, Fla. (Booker T. Washington)
32	Trayone Gray	RB	6-2	240	R-Sr.	Miami, Fla. (Carol City)
32	Tyler Murphy	DB	5-8	175	R-Jr.	Lawrenceville, Ga. (Peachtree Ridge)
33	Marshall Few	WR	5-11	180	So.	Ponte Vedra Beach, Fla. (Ponte Vedra)
34	Elias Lugo-Fagundo	WR	6-0	194	R-Fr.	Cabo Rojo, Puerto Rico (IMG Academy)
34	Charles Perry	LB	6-1	230	Sr.	West Palm Beach, Fla. (Royal Palm Beach)
35	Mike Smith	LB	6-1	230	R-Sr.	Miami, Fla. (Northwestern)
36	Trent Bell	DB	6-0	175	Fr.	Naples, Fla. (Community School)
36	Steven Billings-Larson, Jr.	RB	5-6	172	Fr.	Apopka, Fla. (Apopka)
37	Colvin Alford	DB	6-0	195	R-Fr.	Miami, Fla. (Coral Reef Senior)
38	Danny Dominguez	FB	5-10	220	R-Sr.	Miami, Fla. (Endicott) (Gulliver Prep)
39	Jordan Butler	LS	5-9	205	Sr.	Scottsdale, Ariz. (Saguaro)
39	Mitchell Lisa	DB	5-10	185	Fr.	Moorestown, N.J. (Moorestown)
40	Will Huggins	WR	6-2	197	Fr.	Richland, Wash. (IMG Academy)
41	Michael Parrott	FB	5-11	240	So.	Canton, N.C. (Alabama) (Pisgah)
41	Darian Stephenson	LB	6-1	203	R-Fr.	Miami, Fla. (Westminster Christian)
43	Brian Miller	WR	5-8	170	Fr.	Clermont, Fla. (IMG Academy)



NUMERICAL ROSTER

NO	NAME	POS	HT	WT	CL.	HOMETOWN (PREVIOUS SCHOOL) (HIGH SCHOOL)
43	Jack Spicer	P	6-3	220	R-Jr.	Estero, Fla. (Florida) (Estero)
44	Realus George, Jr.	FB	6-2	255	Fr.	Atlanta, Ga. (Pace Academy)
44	Bradley Jennings, Jr.	LB	6-1	230	So.	Jacksonville, Fla. (Sandalwood)
45	Camden Price	K	6-1	170	Fr.	Severn, Md. (Archbishop Spalding)
46	Nicholas Ducheine	TE	6-3	210	R-So.	Pembroke Pines, Fla. (Dade Christian)
47	Turner Davidson	K	5-9	155	R-Fr.	San Antonio, Texas (Ronald Reagan)
48	Thomas Burns	LB	5-11	175	R-Fr.	New York, N.Y. (Xavier)
48	Calvin Carrie	WR	6-1	170	R-Fr.	Ft. Lauderdale, Fla. (Westminster Academy)
49	Shawn Walker	LB	6-2	217	R-So.	Ft. Lauderdale, Fla. (Cardinal Gibbons)
50	Venzell Boulware	OL	6-3	306	R-Jr.	Union City, Ga. (Tennessee) (Creekside)
51	DJ Scaife, Jr.	OL	6-3	300	Fr.	Miami, Fla. (Southridge)
52	Patrick Joyner, Jr.	LB	6-2	235	Fr.	Homestead, Fla. (South Dade)
52	Cleveland Reed, Jr.	OL	6-3	325	Fr.	Fort Meade, Fla. (Fort Meade)
53	Zach McCloud	LB	6-2	235	Jr.	Lantana, Fla. (Santaluces)
54	Devin Golden	OL	6-2	280	Fr.	Miami, Fla. (Gulliver Prep)
55	Navaughn Donaldson	OL	6-6	340	So.	Miami, Fla. (Central)
55	Shaquille Quarterman	LB	6-1	235	Jr.	Orange Park, Fla. (Oakleaf)
56	Michael Pinckney	LB	6-1	220	Jr.	Jacksonville, Fla. (Raines)
57	Kai-Leon Herbert	OL	6-5	302	R-Fr.	Plantation, Fla. (Plantation American Heritage)
58	Clay James	LS	5-9	206	Fr.	Cocoa, Fla. (Cocoa)
59	Sam York	LS	6-1	208	R-Sr.	Marblehead, Mass. (Ohio State) (Marblehead)
61	Jacob Munoz	LS	5-11	200	R-So.	Atlanta, Ga. (Mount Vernon)
62	Hayden Mahoney	OL	6-5	305	R-Jr.	Malvern, Pa. (Malvern Prep)
65	Corey Gaynor	OL	6-4	305	So.	Parkland, Fla. (Douglas)
67	Zach Dykstra	OL	6-6	305	R-Fr.	Spirit Lake, Iowa (Spirit Lake)
68	Michael Scibelli	DL	6-1	292	Fr.	Oceanside, N.Y. (Oceanside)
70	George Brown, Jr.	OL	6-7	310	R-Jr.	Cincinnati, Ohio (LSU) (Winton Woods)
71	Jared Griffith	OL	6-3	305	Fr.	Sarasota, Fla. (Riverview)
72	John Campbell, Jr.	OL	6-5	310	Fr.	Orlando, Fla. (Dr. Phillips)
74	Tyler Gauthier	OL	6-5	300	Sr.	Venice, Fla. (Venice)
75	Zalon'ae Hillery	OL	6-6	304	R-Fr.	Brunswick, Ga. (Glynn Academy)
77	Jahair Jones	OL	6-4	316	R-Sr.	Brooklyn, N.Y. (ASA College [N.Y.]) (South River)
78	Tyree St. Louis	OL	6-5	315	Sr.	Bradenton, Fla. (IMG Academy)
79	Zachary Lerman	OL	6-2	296	R-Fr.	Virginia Beach, Va. (IMG Academy)
79	Bar Milo	OL	6-6	305	R-Jr.	West Hills, Calif. (Chaminade College Prep)
81	Darrell Langham	WR	6-4	235	R-Sr.	Lantana, Fla. (Santaluces)
82	Ahmmon Richards	WR	6-1	205	Jr.	Wellington, Fla. (Wellington)
83	Evidence Njoku	WR	6-6	225	R-Fr.	Wayne Hills, N.J. (Wayne Hills)
85	Marco Baeza	K	6-3	220	R-Jr.	Charlotte, N.C. (Charlotte Catholic)
85	Will Mallory	TE	6-5	230	Fr.	Jacksonville, Fla. (Providence School)
87	Michael Irvin II	TE	6-3	240	Jr.	Ft. Lauderdale, Fla. (St. Thomas Aquinas)
88	Brian Polendey	TE	6-6	245	So.	Denton, Texas (Guyer)
90	Tyreic Martin	DL	6-3	295	R-So.	Lanett, Ala. (Valley)
91	Jordan Miller	DL	6-4	325	Fr.	Jacksonville, Fla. (Sandalwood)
92	Alejandro Cardenas	K	5-10	190	R-Sr.	Miami Beach, Fla. (Fordham) (Immaculata-La Salle)
93	Pat Bethel	DL	6-3	285	Jr.	Vero Beach, Fla. (Vero Beach)
94	Tito Odenigbo	DL	6-3	300	R-Sr.	Centerville, Ohio (Illinois) (Centerville)
95	John O'Boyle	DL	6-2	252	R-Sr.	Scranton, Pa. (Fordham) (Scranton Prep)
96	Jonathan Ford	DL	6-5	300	So.	Ft. Lauderdale, Fla. (Dillard)
97	Jonathan Garvin	DL	6-4	250	So.	Lake Worth, Fla. (Lake Worth Community)
98	Suleman Burrows	K	5-9	170	Fr.	St. Louis, Mo. (John Burroughs School)
99	Joe Jackson	DL	6-5	265	Jr.	Homestead, Fla. (Gulliver Prep)



ALPHABETICAL ROSTER

NO	NAME	POS	HT	WT	CL.	HOMETOWN (PREVIOUS SCHOOL) (HIGH SCHOOL)
37	Colvin Alford	DB	6-0	195	R-Fr.	Miami, Fla. (Coral Reef Senior)
28	Crispian Atkins	RB	5-9	195	R-Jr.	Plant City, Fla. (ASA College) (Durant)
85	Marco Baeza	K	6-3	220	R-Jr.	Charlotte, N.C. (Charlotte Catholic)
2	Trajan Bandy	DB	5-9	188	So.	Miami, Fla. (Columbus)
21	Bubba Baxa	PK	6-0	205	Fr.	Pasadena, Texas (Pasadena Memorial)
36	Trent Bell	DB	6-0	175	Fr.	Naples, Fla. (Community School)
27	Nigel Bethel, Jr.	DB	6-0	170	Fr.	Miami, Fla. (Miami Northwestern)
93	Pat Bethel	DL	6-3	285	Jr.	Vero Beach, Fla. (Vero Beach)
36	Steven Billings-Larson, Jr.	RB	5-6	172	Fr.	Apopka, Fla. (Apopka)
7	Al Blades, Jr.	DB	6-1	185	Fr.	Fort Lauderdale, Fla. (St. Thomas Aquinas)
56	Venzell Boulware	OL	6-3	306	R-Jr.	Union City, Ga. (Tennessee) (Creekside)
70	George Brown, Jr.	OL	6-7	310	R-Jr.	Cincinnati, Ohio (LSU) (Winton Woods)
22	Robert Burns	RB	5-11	225	R-Fr.	Miami, Fla. (Gulliver Prep)
48	Thomas Burns	LB	5-11	175	R-Fr.	New York, N.Y. (Xavier)
98	Suleman Burrows	K	5-9	179	Fr.	St. Louis, Mo. (John Burroughs School)
39	Jordan Butler	LS	5-9	205	Sr.	Scottsdale, Ariz. (Saguaro)
18	Lawrence Cager	WR	6-5	220	R-Jr.	Towson, Md. (Calvert Hall)
72	John Campbell, Jr.	OL	6-5	310	Fr.	Orlando, Fla. (Dr. Phillips)
92	Alejandro Cardenas	K	5-10	190	R-Sr.	Miami Beach, Fla. (Fordham) (Immaculata - La Salle)
48	Calvin Carrie	WR	6-1	170	R-Fr.	Ft. Lauderdale, Fla. (Westminster Academy)
5	Amari Carter	DB	6-2	200	So.	Palm Beach Gardens, Fla. (Palm Beach Gardens)
13	DeeJay Dallas	ATH	5-10	220	So.	Brunswick, Ga. (Glynn Academy)
47	Turner Davidson	K	5-9	155	R-Fr.	San Antonio, Texas (Ronald Reagan)
23	Cam/Ron Davis	RB	5-10	190	Fr.	Opa Locka, Fla. (Carol City)
6	Jhavonte Dean	DB	6-2	192	Sr.	Homestead, Fla. (Blinn College) (South Dade)
38	Danny Dominguez	FB	5-10	220	R-Sr.	Miami, Fla. (Endicott) (Gulliver Prep)
55	Navaughn Donaldson	OL	6-6	340	So.	Miami, Fla. (Miami Central)
46	Nicholas Duchaine	TE	6-3	210	R-So.	Pembroke Pines, Fla. (Dade Christian)
67	Zach Dykstra	OL	6-6	305	R-Fr.	Spirit Lake, Iowa (Spirit Lake)
11	Marquez Ezzard	WR	6-2	210	Fr.	Stockbridge, Ga. (Stockbridge)
18	Zach Feagles	P	6-2	220	So.	Ridgewood, N.J. (Ridgewood)
33	Marshall Few	WR	5-11	180	So.	Ponte Vedra Beach, Fla. (Ponte Vedra)
30	Romeo Finley	DB	6-1	215	Jr.	Fort Walton Beach, Fla. (Niceville)
96	Jonathan Ford	DL	6-5	300	So.	Ft. Lauderdale, Fla. (Dillard)
3	Gilbert Frierson	DB	6-1	192	Fr.	Coral Gables, Fla. (Coral Gables Senior)
97	Jonathan Garvin	DL	6-4	250	So.	Lake Worth, Fla. (Lake Worth Community)
74	Tyler Gauthier	OL	6-5	300	Sr.	Venice, Fla. (Venice)
65	Corey Gaynor	OL	6-4	305	So.	Parkland, Fla. (Douglas)
44	Realus George, Jr.	FB	6-2	255	Fr.	Atlanta, Ga. (Pace Academy)
54	Devin Golden	OL	6-2	280	Fr.	Miami, Fla. (Gulliver Prep)
32	Trayone Gray	RB	6-2	240	R-Sr.	Miami, Fla. (Carol City)
71	Jared Griffith	OL	6-3	305	Fr.	Sarasota, Fla. (Riverview)
26	Gurvan Hall, Jr.	DB	6-0	200	Fr.	West Palm Beach, Fla. (Palm Beach Gardens)
3	Michael Harley	WR	5-9	175	So.	Fort Lauderdale, Fla. (St. Thomas Aquinas)
57	Kai-Leon Herbert	OL	6-5	302	R-Fr.	Plantation, Fla. (Plantation American Heritage)
7	Brian Hightower	WR	6-3	210	Fr.	Leimert Park, Calif. (IMG Academy)
75	Zalon'tae Hillery	OL	6-6	304	R-Fr.	Brunswick, Ga. (Glynn Academy)
24	Travis Homer	RB	5-11	205	Jr.	West Palm Beach, Fla. (Oxbridge Academy)
40	Will Huggins	WR	6-2	197	Fr.	Richland, Wash. (IMG Academy)
87	Michael Irvin II	TE	6-3	240	Jr.	Ft. Lauderdale, Fla. (St. Thomas Aquinas)
8	DJ Ivey	DB	6-1	194	Fr.	Homestead, Fla. (South Dade)
31	Demetrius Jackson	DL	6-3	260	R-Sr.	Miami, Fla. (Booker T. Washington)
99	Joe Jackson	DL	6-5	265	Jr.	Homestead, Fla. (Gulliver Prep)
28	Michael Jackson	DB	6-1	205	Sr.	Birmingham, Ala. (Spain Park)
58	Clay James	LS	5-9	206	Fr.	Cocoa, Fla. (Cocoa)
44	Bradley Jennings, Jr.	LB	6-1	230	So.	Jacksonville, Fla. (Sandalwood)
4	Jaquan Johnson	DB	5-11	195	Sr.	Miami, Fla. (Killian)
77	Jahair Jones	OL	6-4	316	R-Sr.	Brooklyn, N.Y. (ASA College [N.Y.]) (South River)
9	Brevin Jordan	TE	6-3	245	Fr.	Las Vegas, Nev. (Bishop Gorman)
52	Patrick Joyner, Jr.	LB	6-2	235	Fr.	Homestead, Fla. (South Dade)

STUDENT-ATHLETES



ALPHABETICAL ROSTER

NO	NAME	POS	HT	WT	CL.	HOMETOWN (PREVIOUS SCHOOL) (HIGH SCHOOL)
20	Robert Knowles	DB	6-1	200	R-Jr.	Miami, Fla. (Edison)
81	Darrell Langham	WR	6-4	235	R-Sr.	Lantana, Fla. (Santaluces)
79	Zachary Lerman	OL	6-2	296	R-Fr.	Virginia Beach, Va. (IMG Academy)
1	Lorenzo Lingard	RB	6-0	202	Fr.	Orange City, Fla. (University)
34	Elias Lugo-Fagundo	WR	6-0	194	R-Fr.	Cabo Rojo, Puerto Rico (IMG Academy)
62	Hayden Mahoney	OL	6-5	305	R-Jr.	Malvern, Pa. (Malvern Prep)
85	Will Mallory	TE	6-5	230	Fr.	Jacksonville, Fla. (Providence School)
90	Tyreic Martin	DL	6-3	295	R-So.	Lanett, Ala. (Valley)
53	Zach McCloud	LB	6-2	235	Jr.	Lantana, Fla. (Santaluces)
23	Terry McCray	LB	6-3	245	R-Sr.	Pompano Beach, Fla. (Blanche Ely)
43	Brian Miller	WR	5-8	170	Fr.	Clermont, Fla. (IMG Academy)
91	Jordan Miller	DL	6-4	325	Fr.	Jacksonville, Fla. (Sandalwood)
79	Bar Milo	OL	6-6	305	R-Jr.	West Hills, Calif. (Chaminade College Prep)
61	Jacob Munoz	LS	5-11	200	R-So.	Atlanta, Ga. (Mount Vernon)
29	James Murphy	DB	5-7	195	R-Jr.	Avon, Conn. (Avon)
32	Tyler Murphy	DB	5-8	175	R-Sr.	Lawrenceville, Ga. (Peachtree Ridge)
83	Evidence Njoku	WR	6-6	196	R-Fr.	Wayne Hills, N.J. (Wayne Hills)
95	John O'Boyle	DL	6-2	252	R-Sr.	Scranton, Pa. (Fordham) (Scranton Prep)
94	Tito Odenigbo	DL	6-3	300	R-Sr.	Centerville, Ohio (Illinois) (Centerville)
41	Michael Parrott	FB	5-11	240	So.	Canton, N.C. (Alabama) (Pisgah)
19	Scott Patchan	DL	6-6	255	R-Jr.	Bradenton, Fla. (IMG Academy)
34	Charles Perry	LB	6-1	230	Sr.	West Palm Beach, Fla. (Royal Palm Beach)
5	N'Kosi Perry	QB	6-4	195	R-Fr.	Ocala, Fla. (Vanguard)
56	Michael Pinckney	LB	6-1	220	Jr.	Jacksonville, Fla. (Raines)
88	Brian Polendey	TE	6-6	245	So.	Denton, Texas (Guyer)
6	Mark Pope	WR	6-1	180	Fr.	Miami, Fla. (Southridge)
45	Camden Price	K	6-1	170	Fr.	Severn, Md. (Archbishop Spalding)
55	Shaquille Quarterman	LB	6-1	235	Jr.	Orange Park, Fla. (Oakleaf)
22	Sheldrick Redwine	DB	6-1	205	Sr.	Miami, Fla. (Killian)
52	Cleveland Reed	OL	6-3	325	Fr.	Fort Meade, Fla. (Fort Meade)
82	Ahmon Richards	WR	6-1	205	Jr.	Wellington, Fla. (Wellington)
16	Ryan Rizk	QB	6-1	166	Fr.	Boynton Beach, Fla. (American Heritage - Delray)
12	Malik Rosier	QB	6-1	212	R-Sr.	Mobile, Ala. (Faith Academy)
15	Gregory Rousseau	DL	6-6	250	Fr.	Coconut Creek, Fla. (Champagnat Catholic)
51	DJ Scaife, Jr.	OL	6-3	300	Fr.	Miami, Fla. (Southridge)
68	Michael Scibelli	DL	6-1	292	Fr.	Oceanside, N.Y. (Oceanside)
1	Nesta Jade Silvera	DL	6-2	305	Fr.	Pembroke Pines, Fla. (Plantation American Heritage)
25	Derrick Smith	DB	6-2	215	So.	Jacksonville, Fla. (Trinity Christian Academy)
35	Mike Smith	LB	6-1	230	R-Sr.	Miami, Fla. (Northwestern)
43	Jack Spicer	P	6-3	220	R-Jr.	Esterro, Fla. (Florida) (Esterro)
78	Tyree St. Louis	OL	6-5	315	Sr.	Bradenton, Fla. (IMG Academy)
17	Waynmon Steed	LB	5-11	220	R-Fr.	Miami, Fla. (Central)
41	Darian Stephenson	LB	6-1	203	R-Fr.	Miami, Fla. (Westminster Christian)
4	Jeff Thomas	WR	5-10	180	So.	East St. Louis, Ill. (East St. Louis)
49	Shawn Walker	LB	6-2	217	R-So.	-Ft. Lauderdale, Fla. (Cardinal Gibbons)
17	Cade Weldon	QB	6-3	220	R-Fr.	Tampa, Fla. (Thomas Jefferson)
8	Dee Wiggins	WR	6-3	195	Fr.	Miami, Fla. (Southridge)
11	De'Andre Wilder	LB	6-3	212	So.	Miami, Fla. (Carol City)
15	Jarren Williams	QB	6-2	210	Fr.	Lawrenceville, Ga. (Central Gwinnett)
9	Gerald Willis III	DL	6-4	300	R-Sr.	New Orleans, La. (Florida) (Edna Karr)
59	Sam York	LS	6-1	208	R-Sr.	Marblehead, Mass. (Ohio State) (Marblehead)

STUDENT-ATHLETES



37
COLVIN ALFORD
DB • 6-0 • 195 • R-FR.
 MIAMI, FLA. (CORAL REEF)

2017 (True Freshman): Did not see any game action, served as member of practice squad.

High School: Played running back and outside linebacker at Coral Reef...Had 39 tackles and two interceptions in five games during 2016 season.



28
CRISPIAN ATKINS
RB • 5-9 • 195 • R-JR.
 PLANT CITY, FLA. (ASA COLLEGE [FL]) (DURANT)

2017 (Redshirt Sophomore): Did not see any game action, served as member of practice squad.

2016 (Redshirt Freshman): Did not see any game action, served as member of practice squad.

Prior to Miami: Spent the 2015 season at ASA College in North Miami Beach...Four-year letterwinner in high school...Three-year starter...Served as the team captain in both his junior and senior seasons...Earned first team all-conference honors as a senior...Gained more than 1,600 all-purpose yards as a senior.



85
MARCO BAEZA
K • 6-3 • 220 • R-JR.
 CHARLOTTE, N.C. (CHARLOTTE CATHOLIC)

2017 (Redshirt Sophomore): Did not see any game action, served as member of practice squad.

2016 (Redshirt Freshman): Did not see any game action, served as member of practice squad.

2015 (True Freshman): Did not see any game action, served as member of practice squad.

High School: Earned two varsity letters in football at Charlotte Catholic High School...Was captain of football team in 2014-15...Named all-conference in 2014 while helping the team reach the North Carolina State Finals...Helped Charlotte Catholic reach the state semifinals in 2013.



2
TRAJAN BANDY
DB • 5-9 • 188 • SO.
 MIAMI, FLA. (CHRISTOPHER COLUMBUS)

2017 (True Freshman): Saw action in all 13 games and made three starts...Finished with 25 tackles, 1.5 tackles for loss and one interception...Added six pass breakups, tied for third-most...Made career debut in season opener against Bethune-Cookman (Sept. 2) and finished with two total tackles (one solo)...Had three tackles (two solo) and 1.0 TFL (one yard) in win over Toledo (Sept. 23)...Credited with first PBU of career against Rockets...Tied career mark with three tackles (all solo) in win at Duke (Sept. 29)...Saw action


against Florida State (Oct. 7) and Georgia Tech (Oct. 14)...Made first career start in win over Syracuse (Oct. 21) and finished with one solo tackle and two PBUs...Had three tackles (one solo) and 0.5 TFLs in win at North Carolina (Oct. 28)...Started and finished with two tackles in win over Virginia Tech (Nov. 4)...Recorded first interception of career and returned it 65 yards for touchdown in win over Notre Dame (Nov. 11)...Had one tackle against Fighting Irish...Totaled a career-best four tackles (one solo) and added one PBU in win over Virginia (Nov. 18)...Had one PBU against Pittsburgh (Nov. 24)...Started ACC Championship Game against Clemson (Dec. 2) and finished with three total tackles...Had three solo tackles and one PBU in Capital One Orange Bowl against Wisconsin (Dec. 30).

High School: Consensus four-star prospect by 247Sports, ESPN, Rivals and Scout...Rated as the 30th-best cornerback by 247Sports...Earned a No. 33 ranking in the state of Florida by 247Sports...Rated as the 267th prospect nationwide on ESPN300...Participated in The Opening in 2016...Earned a Top 300 PrepStar All-America ranking...Named First Team All-Dade by the Miami Herald...Totaled a pair of returns for touchdowns as a senior...Coached by Chris Merritt at Columbus High School...Chose Miami over offers from Alabama, Auburn, Cincinnati, Clemson, Oklahoma and Colorado.

BANDY CAREER STATS

DEFENSIVE

YEAR	GP-GS	UT	AT	TT	TFLY	SACK	FF/FR	PBU	INT-Y
2017	13-3	14	11	25	1.5/2	0.0/0	0/0	6	1-65
Career	13-3	14	11	25	1.5/2	0.0/0	0/0	6	1-65



21
BUBBA BAXA
PK • 6-0 • 205 • FR.
 PASADENA, TEXAS
 (PASADENA MEMORIAL)

High School: Listed as three-star prospect by ESPN.com and 247Sports.com...Rated as fourth-best kicker in nation by ESPN.com...Ranked as 126th-best prospect in the state of Texas by ESPN.com...Rated No. 14 kicker nationwide by 247Sports.com...Competed at 2017 Texas Showcase...Selected to 2018 Blue-Grey All-American Bowl in Dallas...Listed as No. 2 rated kicker in country according to Kohl's Kicking Rankings...Named first team all-district as punter in 2015...Chose Miami over offers from Baylor and Army.



36
TRENT BELL
DB • 6-0 • 175 • FR.
 NAPLES, FLA. (COMMUNITY SCHOOL)



27
NIGEL BETHEL, JR.
DB • 6-0 • 170 • FR.
 MIAMI, FLA. (NORTHWESTERN)

High School: Consensus three-star prospect by ESPN.com, 247Sports.com and Rivals.com...Selected to Miami-Dade North vs. South All-Star Game...Named to 2017 *Miami Herald* All-Dade

Third Team...Helped Northwestern win Florida Class 6A state championship in 2017...Played both wide receiver and defensive back at Northwestern...Was Bulls' second-leading receiver senior year, catching 18 passes for 357 yards and two touchdowns and recorded one interception...Track standout, Bethel has personal-best times of 10.78 in the 100m and 21.57 in the 200m...Chose Miami over offers from Georgia, Florida, Louisville, Purdue and UCF, among others.



93
PAT BETHEL
DL • 6-3 • 285 • JR.
VERO BEACH, FLA. (VERO BEACH)

2017 (Sophomore): Saw action in all 13 games...Totaled 18 tackles for loss and one sack...Forced and recovered one fumble...Saw action in season opener against Bethune-Cookman (Sept. 2) and finished with two tackles...Had one solo tackle in win versus Toledo (Sept. 23)...Delivered strong performance in win at Duke (Sept. 29), finishing with four tackles (two solo) and 12-yard strip-sack in fourth quarter...Forced fumble of Duke QB Daniel Jones and recovered fumble himself...Had one tackle in win at Florida State (Oct. 7)...Finished with two tackles (one solo) in win over Georgia Tech (Oct. 14)...Had two solo tackles in win over Syracuse (Oct. 21)...Had one tackle in win at North Carolina (Oct. 28)...Finished with two tackles in win over Virginia Tech (Nov. 4)...Saw action in win over Notre Dame (Nov. 11)...Finished with two tackles in win over Virginia (Nov. 18)...Credited with one PBU at Pittsburgh (Nov. 24)...Had one tackle in ACC Championship Game against Clemson (Dec. 2)...Saw action in Capital One Orange Bowl against Wisconsin (Dec. 30).

2016 (True Freshman): Played in 11 games and totaled six tackles (four solo)...Blocked punt in career debut against Florida A&M in season opener (Sept. 3)...Saw action against FAU (Sept. 10)...Recorded one tackle in road win at Appalachian State (Sept. 17)...Saw action against Georgia Tech (Oct. 1)...Registered two tackles against Florida State (Oct. 8)...Saw action against North Carolina (Oct. 15)...Had three tackles (two solo) against Virginia Tech (Oct. 20)...Saw action against Pittsburgh (Nov. 5), at Virginia (Nov. 12) and at NC State (Nov. 19)...Competed in regular season finale win over Duke (Nov. 26)...Saw action in Russell Athletic Bowl victory over West Virginia (Dec. 28).

High School: Four-star defensive line prospect by ESPN, 247Sports Scout and Rivals...Three-star prospect by Rivals...Under-Armour All-America Game selection...Enrolled in January 2016...No. 111 on ESPN300 and ranked No. 16 defensive end by ESPN...Ranked No. 10 strong-side defensive end nationally by 247Sports...Fourth-best defensive end in the state of Florida and No. 41 defensive end nationwide according to Scout...Totaled 36 tackles, nine sacks and two forced fumbles senior season at Vero Beach...Treasure Coast Newspapers All-Area first-team selection during his junior year, had 65 tackles, 19 tackles for loss and seven sacks in 2014...Chose Miami over offers from Auburn, Clemson, Florida, Florida State, Georgia, Louisville, LSU, Michigan, Notre Dame and Ohio State, among others...Father Randy played tight end for Miami from 1987-1990.

P. BETHEL CAREER STATS

DEFENSIVE

YEAR	GP-GS	UT	AT	TT	TFLY	SACK	FF/FR	PBU	INT-Y
2017	13-0	7	11	18	1.0-12	1.0-12	1/1	1	0-0
2016	11-0	4	2	6	0-0	0-0	0/0	0	0-0
Career	24-0	11	13	24	1.0-12	1.0-12	1/1	1	0-0



36
STEVEN BILLINGS-LARSON, JR.
RB • 5-6 • 172 • FR.
APOPKA, FLA. (APOPKA)



7
AL BLADES, JR.
DB • 6-1 • 185 • FR.
FORT LAUDERDALE, FLA. (ST. THOMAS AQUINAS)

High School: Consensus four-star prospect by ESPN, 247Sports.com and Rivals.com...Rated as No. 67 overall recruit in the country by ESPN.com...Listed as eighth-best cornerback in country and 20th-best prospect in state of Florida by ESPN.com...Ranked No. 12 cornerback, No. 21 player in Florida and 97th-prospect regardless of position by 247Sports.com...Rated tenth-best cornerback, 13th player in Florida and 59 overall prospect by Rivals.com...Participated in The Opening in summer of 2017...Selected to 2018 Under Armour All-America Game in Orlando, Fla...Received honorable mention on 2017 *Sun Sentinel* All-Broward team...Won 2016 Florida Class 7A State Championship at St. Thomas Aquinas...Played in 34 career high school varsity games...Also played two seasons at University School...Totaled over 140 career tackles, including 98 solo stops...Son of late Miami Hurricanes defensive back Al Blades...Received over 30 scholarship offers...Chose Miami over offers from Alabama, Auburn, LSU and Florida State.



56
VENZELL BOULWARE
OL • 6-3 • 306 • R-JR.
UNION CITY, GA. (TENNESSEE) (CREEKSIDE)

Before Miami: Spent first two seasons of career (2015-16) at Tennessee...Played in seven games as redshirt freshman in 2016, making three starts...Made first start of career at left guard vs. Alabama on Oct. 15, 2016...Also made starts against Missouri (Nov. 19) and Vanderbilt (Nov. 26) that season...Redshirted 2015 season.

High School: Ranked four-star offensive linemen by ESPN, Rivals and Scout...Rated three-star offensive lineman by 247Sports...Ranked No. 11 offensive guard nationwide and No. 15 prospect in state of Georgia by Rivals...Ranked No. 29 offensive tackle nationwide by ESPN...Ranked No. 277 prospect nationwide on ESPN300.



70
GEORGE BROWN, JR.
OL • 6-7 • 310 • R-JR.
CINCINNATI, OHIO (LSU) (WINTON WOODS)

2017 (Redshirt Sophomore): Saw action in three games as reserve offensive lineman...Played against Bethune-Cookman (Sept. 2), Notre Dame (Nov. 11) and Virginia (Nov. 18)...Served as member of practice squad.

2016 (Redshirt Freshman): Forced to sit out season due to

NCAA transfer rules...Member of practice squad.

Before Miami: Spent 2015 season at LSU...Did not see any game action, redshirted to retain eligibility.

High School: Athletic offensive lineman considered one of nation's top prospects ... Ranked as four-star prospect by Rivals while ESPN, 247 Sports and Scout gave Brown three stars... Rated as high as No. 199 prospect nationally and No. 8 prospect in Ohio by Rivals... Touted as No. 16 offensive tackle in country by Rivals and member of the Rivals 250... Ranked as No. 55 prospect in region by ESPN... Earned All-State Special Mention honors.



22

ROBERT BURNS

RB • 5-11 • 225 • R-FR.

MIAMI, FLA. (GULLIVER PREP)

2017 (True Freshman): Did not see any game action, redshirted to retain eligibility...Served as member of practice squad.

High School: Four-star running back prospect by ESPN... Three-star prospect by 247Sports, Rivals and Scout...Selected to 2017 Under Armour All-America Game... Rated No. 108 prospect nationwide regardless of position on ESPN300...Ranked No. 11 running back nationwide by ESPN...Rated No. 25 running back nationwide in 247Sports' Composite Rankings...Rushed for more than 1,200 yards in high school career with 15 rushing touchdowns... Had 265 yards junior year...Totalled 900 yards with 13 touchdowns in first two varsity seasons...Chose Miami over offers from Alabama, Clemson, Florida, Florida State and Ohio State, among others.



48

THOMAS BURNS

LB • 5-11 • 175 • R-FR.

NEW YORK, N.Y. (XAVIER)

2017 (True Freshman): Did not see any game action, served as member of practice squad.



98

SULEMAN BURROWS

K • 5-9 • 170 • FR.

ST. LOUIS, MO. (JOHN BURROUGHS SCHOOL)



39

JORDAN BUTLER

LS • 5-9 • 205 • SR.

SCOTTSDALE, ARIZ.
(SAGUARO)

2017 (Junior): Served as team's primary long snapper for third straight season...Made one tackle on special teams.

2016 (Sophomore): Served as team's primary long snapper for second straight season...Made one tackle on special teams.

2015 (True Freshman): Served as team's primary long snapper for entire season...Made one tackle on special teams.

High School: 2015 Under Armour All-America Game selection at long snapper...Became first true long snapper in five seasons at

Saguaro HS, snapping extra points, field goals and punts...Earned berth to Under Armour All-America Game after top showing at national showcase in Wisconsin...Transitioned from center to long snapper in seventh grade.




92

ALEJANDRO CARDENAS

K • 5-10 • 190 • R-SR.

MIAMI BEACH, FLA. (FORDHAM)
(IMMACULATA - LA SALLE)



18

LAWRENCE CAGER

WR • 6-5 • 220 • R-JR.

TOWSON, MD. (CALVERT HALL)

2017 (Redshirt Sophomore): Saw action in 10 games with five starts...Totalled 237 receiving yards on 16 receptions with three touchdowns...Started season opener and had three catches for career-high 47 yards with one touchdown in win over Bethune-Cookman (Sept. 2)...Start and touchdown were both second of career...Had 33-yard catch against Wildcats...Finished with one 15-yard reception in win over Toledo (Sept. 23)...Made second start of season and had three catches for 27 yards in win at Duke (Sept. 29)...Had one seven-yard reception in win at Florida State (Oct. 7)...Saw time against Georgia Tech (Oct. 14)...Had two catches for 45 yards, including 28-yard reception, in win over Notre Dame (Nov. 11)...Started against Virginia (Nov. 18) and hauled in nine-yard touchdown reception...Saw action at Pittsburgh (Nov. 24)...Started ACC Championship Game against Clemson (Dec. 2) and had one 11-yard reception...Started and led team with career-high totals of four receptions and 76 yards, along with career-long 38-yard touchdown reception, in Capital One Orange Bowl against Wisconsin (Dec. 30).

2016 (Sophomore): Did not see any game action due to season-ending injury suffered before start of training camp...Received medical redshirt.

2015 (True Freshman): Saw action in 11 games and started one in true freshman season...Caught eight passes for 70 yards and one touchdown...Competed on special teams and saw increased offensive snaps as season progressed...Made career debut in season opener vs. Bethune-Cookman (Sept. 5)...Saw action vs. FAU (Sept. 11)...Caught first two passes of career vs. Nebraska (Sept. 19), including long of 10 yards...Recorded eight-yard reception in action at Cincinnati (Oct. 1)...Had one 13-yard catch at Florida State (Oct. 10)...Saw action vs. Virginia Tech (Oct. 17)...Saw action vs. Clemson (Oct. 24) and at Duke (Oct. 31), largely on special teams...Caught first touchdown of career at North Carolina (Nov. 14) on impressive eight-yard catch in back of end zone...Made first start of career against Georgia Tech (Nov. 21), hauling in two passes for 17 yards, including long of 13...Saw action at Pittsburgh (Nov. 27)...Saw action in the Hyundai Sun Bowl (Dec. 26) against Washington State.

High School: Rated as four-star prospect by Rivals... Rated as fourth-best player in state of Maryland by Rivals...Scored 54-yard touchdown in 2015 U.S. Army All-American Bowl...Only Baltimore-area player to be invited to Beaverton, Ore., for The Opening, six-day football showcase for country's elite high school football players...Caught 50 passes and scored seven touchdowns as a senior...Chose Miami over offers from Alabama, Georgia, Virginia Tech and Ohio State...In total, he received over 45 scholarship offers...Also claimed indoor and outdoor high jump titles in the Maryland Interscholastic Athletic Association track meet, after he

cleared 6-feet-9-inches.

CAGER CAREER STATS

RECEIVING

YEAR	GP-GS	REC	YDS	AVG	TD	LG
2017	10-5	16	237	14.8	3	38
2015	11-1	8	70	8.8	1	13
Career	21-6	24	307	12.8	4	38



72

JOHN CAMPBELL, JR.

OL • 6-5 • 310 • FR.

ORLANDO, FLA. (DR. PHILLIPS)

High School: Earned four-star rating from Rivals.com...Listed as 19th-best offensive lineman in country and No. 52 overall prospect in Florida by Rivals.com...Received three-star ranking from 247Sports.com and ESPN.com...Listed as 36th-best prospect at position and 88th-best recruit in state of Florida by ESPN.com...Helped guide Dr. Phillips High School to 13-2 record and first-ever FHSAA football state title in 2017...Received scholarship offers from over 25 schools...Chose Miami over offers from Alabama, Auburn, Florida and Florida State.



48

CALVIN CARRIE

WR • 6-1 • 170 • R-FR.

FORT LAUDERDALE, FLA.
(WESTMINSTER ACADEMY)

2017 (True Freshman): Did not see any game action, member of practice squad.

High School: A three-year varsity player at Westminster Academy, playing wide receiver and cornerback...Caught 16 passes for 369 yards and five touchdowns as a senior.



5

AMARI CARTER

DB • 6-2 • 200 • SO.

PALM BEACH GARDENS, FLA.
(PALM BEACH GARDENS)

2017 (True Freshman): Saw action in all 13 games in first season...Finished with 26 tackles and 2.0 tackles for loss...Totaled two sacks...Had one forced fumble...Was among Miami's top impact players on special teams...Made career debut in season opener against Bethune-Cookman (Sept. 2) and finished with four tackles, all solo, and one forced fumble...Saw action in win over Toledo (Sept. 23) and posted two tackles (one solo)...Totaled three tackles (two solo) in win at Duke (Sept. 29)...Had one tackle in win at Florida State (Oct. 7)...Saw action against Georgia Tech (Oct. 14)...Finished with two solo tackles in win over Syracuse (Oct. 21)...Totaled a pair of solo tackles in win at North Carolina (Oct. 28)...Lone tackle was first sack of career (10 yards) in win over Virginia Tech (Nov. 4)...Recorded three solo tackles in win over Notre Dame (Nov. 11)...Tied career high with four tackles (one solo) in win over Virginia (Nov. 18)...Had one solo tackle at Pittsburgh (Nov. 24)...Finished with two solo tackles, including one four-yard sack, in ACC Championship Game against Clemson (Dec. 2)...Had one solo tackle in Capital

One Orange Bowl against Wisconsin (Dec. 30).

High School: Four-star prospect by ESPN...Three-star prospect by 247Sports, Rivals and Scout...Ranked No. 239 player nationwide regardless of position in ESPN300...Ranked No. 5 on Palm Beach Big Board and Super 11 pick by *Palm Beach Post*...Named 2016 All-County Defensive Player of the Year by *Sun Sentinel* after senior season...Had 60 tackles and three interceptions during junior year at Palm Beach Gardens...Chose Miami over offers from Auburn, Clemson, LSU, Michigan and Notre Dame, among others.

CARTER CAREER STATS

DEFENSIVE

YEAR	GP-GS	UT	AT	TT	TFL/Y	SACK	FF/FR	PBU	INT-Y
2017	13-0	21	5	26	2.0-14	2.0-14	1/0	0	0-0
Career	13-0	21	5	26	2.0-14	2.0-14	1/0	0	0-0



13

DEEJAY DALLAS

ATH • 5-10 • 220 • SO.

BRUNSWICK, GA. (GLYNN ACADEMY)

2017 (True Freshman): Saw action in 12 of 13 games...Made shift to running back mid-season...Finished with 217 rushing yards and three rushing touchdowns...Added 92 receiving yards with long reception of 49 yards...Made career debut in season opener against Bethune-Cookman (Sept. 2) and had one 16-yard reception...Had 22-yard kick return in win at Duke (Sept. 29)...Had one kick return for 18 yards in win at Florida State (Oct. 7)...Saw action in wins over Georgia Tech (Oct. 14) and Syracuse (Oct. 21)...Had career-long 49-yard reception in win at North Carolina (Oct. 28)...Saw first significant time at running back against Virginia Tech (Nov. 4), finishing with six carries for 32 yards...Added one five-yard reception against Hokies...Totaled career-best 12 carries for 53 rushing yards, including first two rushing touchdowns of career, in win over Notre Dame (Nov. 11)...Had five carries for 15 yards in win over Virginia (Nov. 18)...Finished with three carries at Pittsburgh (Nov. 24)...Rushed for team-high 44 yards in ACC Championship Game against Clemson (Dec. 2)...Had career-best 69 rushing yards, including career-long 39-yard touchdown run, in Capital One Orange Bowl against Wisconsin (Dec. 30).

High School: Consensus four-star prospect by 247Sports, ESPN, Rivals and Scout...Played quarterback, receiver, running back and defensive back at Glynn Academy...Also returned punts and kicks...Ranked No. 15 athlete nationwide by Rivals and No. 196 overall prospect regardless of position...Rated No. 231 prospect nationwide on ESPN300 and the 16th-best athlete...Earned No. 265 ranking on 247Sports' Composite Rankings...Rushed for 1,139 yards and 13 touchdowns during junior year at Glynn...Added 678 passing yards and seven passing touchdowns...Led Terrors to 11-2 record in final year...Rushed for 168 yards to go along with 135 passing yards in final game of high school career in state quarterfinals...Chose Miami over offers from Alabama, Auburn, Florida, Florida State and Georgia, among others.

DALLAS CAREER STATS

RUSHING

YEAR	GP-GS	ATT	YDS	AVG	TD	LG
2017	12-0	41	217	5.3	3	39T
Career	12-0	41	217	5.3	3	39T

RECEIVING

YEAR	GP-GS	REC	YDS	AVG	TD	LG
2017	12-0	4	92	23.0	0	49
Career	12-0	4	92	23.0	0	49



47 TURNER DAVIDSON

K • 5-9 • 155 • FR.
SAN ANTONIO, TEXAS
(REAGAN)

2017 (True Freshman): Did not see any game action, served as member of practice squad.


High School: Helped Reagan High School to a 9-2 record as a senior in 2016...Scored 69 points as a senior, making 11 of 15 field goal attempts with a long of 43 yards and converting all 36 PATs...Averaged 56.5 yards over 51 kickoffs, including a long of 60 yards in 2016.



23 CAM'RON DAVIS

RB • 5-10 • 190 • FR.
OPA LOCKA, FLA. (CAROL CITY)

High School: Consensus four-star prospect by ESPN, 247Sports.com and Rivals.com...Rated as nation's seventh-best running back by 247Sports.com...Listed as 29th-best prospect in state of Florida by 247Sports.com...Ranked No. 9 running back, No. 36 player in Florida and No. 167 prospect overall by ESPN.com...Rated No. 6 running back, No. 19 player in Florida and No. 81 prospect nationally by Rivals.com...Participated in The Opening in summer of 2017...Named to 2017 *Miami Herald* All-Dade Second Team...Exploded for 181 yards to help Carol City defeat Dillard 23-0 in opening round of the 2017 Florida State 6A Playoffs...Helped Carol City to its first Class 6A Championship since 2003, rushing for single-season career high of 820 yards and 13 touchdowns during 2016 season...Named to 2016 *Miami Herald* Second Team All-Dade Football Team...Finished career with more than 1,300 yards rushing and 21 touchdowns...Chose Miami over offers from Georgia, Oregon, Tennessee and Wisconsin.



6 JHAVONTE DEAN

DB • 6-2 • 192 • SR.
HOMESTEAD, FLA. (BLINN COLLEGE) (SOUTH DADE)

2017 (Junior): Saw action in 12 games in first season...Finished with 11 total tackles and one PBU...Made career debut in season opener vs. Bethune-Cookman (Sept. 2) and finished with one tackle...Saw action in win over Toledo (Sept. 23)...Had two solo tackles and credited with first PBU of career in win at Duke (Sept. 29)...Saw action against Georgia Tech (Oct. 14)...


Posted two solo tackles in win over Syracuse (Oct. 21)...Had tackle in win at North Carolina (Oct. 28)...Totaled a pair of solo tackles in win over Virginia Tech (Nov. 4)...Had one tackle in win over Notre Dame (Nov. 11)...Saw action in win over Virginia (Nov. 18)...Competed at Pittsburgh (Nov. 24)...Saw action in ACC Championship Game against Clemson (Dec. 2)...Had two solo tackles in Capital One Orange Bowl against Wisconsin (Dec. 30).

Priority to Miami: Consensus four-star prospect by 247Sports, ESPN, Rivals and Scout...Ranked No. 12 in 247Sports composite rankings...Rated as second-best cornerback by 247Sports...Listed as nation's No. 1 junior college cornerback...Played two seasons for Keith Thomas at Blinn College...Played for Nathaniel Hudson at South Dade High School...Comes to Miami with three years to play two seasons...Chose Miami over offers from Alabama, Arizona State, Cincinnati and Kentucky.

DEAN CAREER STATS

DEFENSIVE

YEAR	GP-GS	UT	AT	TT	TFL/Y	SACK	FF/FR	PBU/INT-Y
2017	12-0	8	3	11	0.0/0	0.0/0	0/0	1 0-0
Career	12-0	8	3	11	0.0/0	0.0/0	0/0	1 0-0



38 DANNY DOMINGUEZ

FB • 5-10 • 220 • R-SR.
MIAMI, FLA. (ENDICOTT)
(GULLIVER PREP)

2017 (Redshirt Junior): Did not see any game action, served as member of practice squad.

High School: Received Second Team All-Dade County...Earned Third Team All State honors...Received the team captain award as a senior...Was named the Unsung Hero three times...Was honored with the Raider Award - given annually to most versatile player on the team.



55 NAVAUGHN DONALDSON

OL • 6-6 • 340 • SO.
MIAMI, FLA. (CENTRAL)

2017 FRESHMAN ALL-AMERICA (ESPN, FWAA) 2017 ALL-ACC, HONORABLE MENTION

2017 (True Freshman): Played significant role in first season, starting 10 of 13 games at right guard, missing two games due to injury...Earned All-ACC Honorable Mention recognition...Recognized with one ACC Offensive Lineman of the Week honor...Made career debut and started season opener at right guard and helped lead offense to 550-yard performance against Bethune-Cookman (Sept. 2)...Made second straight start of season at right guard in win over Toledo (Sept. 23) that included 587 yards of total offense and 254 rushing yards...Started at right guard in win at Duke (Sept. 29), where Miami piled up 409 yards of offense...Started at right guard in win at Florida State (Oct. 7)...Did not play against Georgia Tech (Oct. 14) or Syracuse (Oct. 21) due to injury...Saw action at right guard and helped offense gain 415 total yards in win at North Carolina (Oct. 28)...Helped power Miami to win over Virginia Tech (Nov. 4) with start at right guard, leading offense to 429-yard performance including 210 rushing yards...Played important role in win over Notre Dame (Nov. 11), starting at right guard and helping guide offense to 374 yards, including

237 rushing yards...Earned first ACC Offensive Lineman of the Week honors for performance against Fighting Irish...Started at right guard against Virginia (Nov. 18)...Started at right guard at Pittsburgh (Nov. 24) and in ACC Championship Game against Clemson (Dec. 2)...Started at right guard in Capital One Orange Bowl against Wisconsin (Dec. 30).

High School: Consensus four-star offensive line prospect by 247Sports, ESPN, Rivals and Scout...Selected to 2017 Under Armour All-America Game...Ranked No. 6 offensive tackle nationwide and No. 43 prospect regardless of position by Rivals...Rated 89 prospect nationwide on ESPN300...Ranked seventh-best player at position by ESPN...Rated No. 71 player nationwide on 247Sports Composite Rankings and No. 81 in Top247 rankings...Preseason All-America by USA TODAY entering senior season at Miami Central...Won state championship junior year with Rockets...High school teammate of fellow early enrollee Waymon Steed...Coached by Roland Smith at Central...Chose Miami over offers from Florida, Florida State, Georgia and Louisville, among others.



46

NICHOLAS DUCHEINE

TE • 6-3 • 210 • R-SO.

PEMBROKE PINES, FLA. (DADE CHRISTIAN)

2017 (True Freshman): Did not see any game action, member of practice squad.



67

ZACH DYKSTRA

OL • 6-6 • 305 • R-FR.

SPIRIT LAKE, IOWA (SPIRIT LAKE)

2017 (True Freshman): Did not see any game action, member of practice squad.

High School: Consensus three-star offensive line prospect by 247Sports, ESPN, Rivals and Scout...Ranked top-50 offensive tackle nationwide by ESPN...Ranked No. 5 player in state of Iowa by ESPN...Chose Miami over offers from Iowa, Iowa State and Vanderbilt, among others.



11

MARQUEZ EZZARD

WR • 6-2 • 210 • FR.

STOCKBRIDGE, GA. (STOCKBRIDGE)

High School: Rated as consensus four-star prospect by ESPN.com, 247Sports.com and Rivals.com...Rated 41st wide receiver, 34th player in Georgia and 265th overall prospect by ESPN.com...Ranked 18th-best athlete and 39th player in Georgia by 247Sports.com...Rated 44th wide receiver and 31st player in Georgia by Rivals.com...Played four seasons of varsity football, compiling 175 catches for 3,302 yards and 38 touchdowns...Caught 46 passes for 1,023 yards and 13 touchdowns senior year while helping Stockbridge reach quarterfinals of state playoffs...Chose Miami over offers from Florida State, Alabama, Auburn, Florida, Oregon, Ole Miss, Louisville, North Carolina, Tennessee, USC, Virginia Tech and Wisconsin, among others.



18

ZACH FEAGLES

P • 6-2 • 220 • SO.

GLEN ROCK, N.J. (RIDGWOOD)

2017 (True Freshman): Served as team's starting punter in first season...Averaged 38.6 yards on 72 punts with long punt of 54...25 punts landed inside opponents' 20-yard line and eight punts went 50 yards or longer...Earned starting punter job in first fall camp...Averaged 49.0 yards on two punts with long of 51 in season opener against Bethune-Cookman (Sept. 2)...Punted four times with long of 46 yards in win over Toledo (Sept. 23)...Three of five punts landed inside opponent 20-yard line in win at Duke (Sept. 29)...Averaged 43.6 yards per punt on eight punts in win at Florida State (Oct. 7)...Punted six times with long of 50 yards in win over Georgia Tech (Oct. 14)...Averaged 38.5 yards on six punts, four of which were fielded inside the 20-yard line, in win over Syracuse (Oct. 21)...Averaged 38.1 yards on eight punts against North Carolina (Oct. 28)...Had long punt of 50 and averaged 40.2 yards on four punts in win over Virginia Tech (Nov. 4)...Recorded long punt of 51 and averaged 38.5 yards on four punts against Notre Dame (Nov. 11)...Averaged 37.3 yards per punt against Virginia (Nov. 18)...Had career-high 10 punts with long of 50 yards at Pittsburgh (Nov. 24)...Averaged 37.3 yards on seven punts in ACC Championship Game against Clemson (Dec. 2)...Averaged 46.5 yards on four punts in Capital One Orange Bowl against Wisconsin (Dec. 30).

High School: Earned three-star rating from ESPN and Scout...Listed as two-star recruit by 247Sports and Rivals...Participated in 2017 Under Armour All-America Game...Ranked No. 7 among punters nationally by Kohl's Kicking...Averaged 36.1 yards per punt during high school career...Dropped seven punts inside 20-yard-line as senior...Longest punt of 57 yards came during junior season...Chose Miami over offers from Rutgers and North Carolina...Son of 22-year NFL veteran and Miami alum Jeff Feagles.



27

MARSHALL FEW

WR • 5-11 • 180 • SO.

PONTE VEDRA BEACH, FLA. (PONTE VEDRA)

2017 (True Freshman): Saw action in seven games, largely on special teams...Member of practice squad.

High School: Served as team captain during his senior season...Hauled in 65 catches for 1,171 yards and 11 touchdowns during his senior campaign...Also played varsity lacrosse...Served as the President of FCA.



30

ROMEO FINLEY

DB • 6-1 • 215 • JR.

FORT WALTON BEACH, FLA. (NICEVILLE)

2017 (Sophomore): Saw action in all 13 games, mostly on special teams...Finished with seven tackles and one pass breakup...Saw action in season opener against Bethune-Cookman (Sept. 2) and had one solo tackle...Finished with career-high four tackles (all solo) in win over Toledo (Sept. 23)...

Had one solo tackle in win at Duke (Sept. 29)...Saw action in win at Florida State (Oct. 7)...Competed against Georgia Tech (Oct. 14) and Syracuse (Oct. 21)...Saw action in wins at North Carolina (Oct. 28) and at home against Virginia Tech (Nov. 4)...Had one solo tackle in win over Notre Dame (Nov. 11)...Played against Virginia (Nov. 18) and at Pittsburgh (Nov. 24)...Saw action in ACC Championship Game against Clemson (Dec. 2)...Competed in Capital One Orange Bowl against Wisconsin (Dec. 30).

2016 (True Freshman): Played in 12 games in first season, mostly on special teams...Credited with seven tackles (three solo)...Saw action in season opener against Florida A&M (Sept. 3) and recorded three solo tackles...Saw action against FAU (Sept. 10) on special teams...Saw action in road win at Appalachian State (Sept. 17)...Competed against Georgia Tech (Oct. 1) and Florida State (Oct. 8), mostly on special teams...Saw action against North Carolina (Oct. 15) and Virginia Tech (Oct. 20)...Had one tackle at Notre Dame (Oct. 29)...Saw action against Pittsburgh (Nov. 5) and at Virginia (Nov. 12)...Had one tackle on special teams in win at NC State (Nov. 19)...Added two tackles in regular season finale win over Duke (Nov. 26)...Saw action in Russell Athletic Bowl victory over West Virginia (Dec. 28).

High School: Three-star prospect by Scout...Ranked No. 12 safety by ESPN and the No. 244 overall prospect on ESPN300...Rated as No. 15 safety and No. 315 prospect regardless of position by 247Sports...Rated as third-best safety in state of Florida and No. 28 safety nationwide by Scout...Totaled 60 tackles, six PBUs and one interception in final season at Niceville...Had 60 tackles, 10 PBUs, one interception and two forced fumbles junior year...Chose Miami over Clemson, Florida, Georgia Tech, Michigan, Missouri, Mississippi and South Carolina.

FINLEY CAREER STATS

DEFENSIVE

YEAR	GP-GS	UT	AT	TT	TFL/Y	SACK	FF/FR	PBU	INT-Y
2017	13-0	7	0	7	0.0/0	0.0/0	0/0	1	0-0
2016	12-0	3	4	7	0.0/0	0.0/0	0/0	0	0-0
Career	25-0	10	4	14	0.0/0	0.0/0	0/0	1	0-0



96

JONATHAN FORD

DL • 6-5 • 300 • SO.

FORT LAUDERDALE, FLA.
(DILLARD)

2017 (True Freshman): Saw action in seven games...Totaled one tackle...Made career debut in season opener against Bethune-Cookman (Sept. 2) and finished with one tackle...Saw action in win at Duke (Sept. 29) and against Georgia Tech (Oct. 14).

High School: Consensus three-star defensive line prospect by 247Sports, Scout and ESPN...Rated as 27th-best defensive tackle by 247Sports...Ranked as 52nd-best prospect in state of Florida according to 247Sports...Selected *Sun-Sentinel* First Team All-County...Chose Miami over offers from Kentucky, Tennessee, USC, Auburn, Michigan, Ohio State, Oklahoma and West Virginia, among others.

FORD CAREER STATS

DEFENSIVE

YEAR	GP-GS	UT	AT	TT	TFL/Y	SACK	FF/FR	PBU	INT-Y
2017	7-0	0	1	1	0.0/0	0.0/0	0/0	0	0-0
Career	7-0	0	1	1	0.0/0	0.0/0	0/0	0	0-0



3

GILBERT FRIERSON

DB • 6-1 • 192 • FR.

CORAL GABLES, FLA. (CORAL GABLES SENIOR)

High School: Consensus four-star prospect by ESPN.com, 247Sports.com and Rivals.com...Rated 21st-best player at position by ESPN.com, 247Sports.com and Rivals.com...Ranked No. 41 player in state of Florida and 188th overall by ESPN.com...Rated 33rd-best prospect in Florida and 200th overall player nationally by 247Sports.com...Named to 2017 *Miami Herald* All-Dade Second Team...Saw action on both sides of ball at Coral Gables High School...Closed out career with 38 solo tackles, four interceptions, three kickoff return touchdowns and four receiving touchdowns...Led team in receiving yards senior year, averaging 41.7 yards per catch...Was one of only two juniors to be named to 2016 *Miami Herald* First Team Offense All-Dade Football Team...Cousin of Miami Hurricanes legend and Pro Bowl running back Frank Gore...Chose Miami over offers from Alabama, Florida, Georgia and LSU.



97

JONATHAN GARVIN

DL • 6-4 • 250 • SO.

LAKE WORTH, FLA. (LAKE WORTH)

2017 (True Freshman): Saw action in all 13 games...Finished with nine tackles and three tackles for loss...Had two sacks...Made career debut in season opener against Bethune-Cookman (Sept. 2) and had one solo tackle...Finished with two solo tackles and 1.0 TFL (one yard) in win over Toledo (Sept. 23)...Saw action in win at Duke (Sept. 29)...Played in wins at Florida State (Oct. 7), at home against Georgia Tech (Oct. 14) and at home against Syracuse (Oct. 21)...Competed in win at North Carolina (Oct. 28)...Recorded first sack of career and recovered own forced fumble against Virginia Tech (Nov. 4)...Had second straight game with strip-sack and recovered fumble himself in win over Notre Dame (Nov. 11)...Posted two tackles against Fighting Irish...Saw action in win over Virginia (Nov. 18)...Competed at Pittsburgh (Nov. 24)...Had two tackles in ACC Championship Game against Clemson (Dec. 2)...Had one tackle in Capital One Orange Bowl against Wisconsin (Dec. 30).

High School: Four-star defensive end prospect by both ESPN and 247Sports...Four-star prospect by 247Sports, Rivals and Scout...Ranked No. 275 player regardless of position on ESPN300 rankings...Ranked No. 22 defensive end by ESPN and No. 33 by Scout...Rated No. 195 overall player regardless of position in Top247 Rankings and No. 280 player on 247Sports' Composite Rankings...Dominated in final year at Lake Worth, finishing with 97 tackles, 59 tackles for loss and school-record 18 sacks...Totaled 93 tackles, including 36 tackles for loss and nine sacks in junior year at Lake Worth...Added six forced fumbles and one interception for Trojans in 2015...Chose Miami over offers from Clemson, Florida State, Georgia, Oklahoma and Tennessee, among others.

GARVIN CAREER STATS

DEFENSIVE

YEAR	GP-GS	UT	AT	TT	TFL/Y	SACK	FF/FR	PBU	INT-Y
2017	13-0	5	4	9	3.0/15	2.0/14	2/2	0	0-0
Career	13-0	5	4	9	3.0/15	2.0/14	2/2	0	0-0



74
TYLER GAUTHIER
OL • 6-5 • 300 • SR.
 VENICE, FLA. (VENICE)

2017 ALL-ACC, HONORABLE MENTION

2016 ALL-BOWL TEAM (Associated Press)

2017 (Junior): Started all 13 games at center...Earned All-ACC Honorable Mention recognition...Extended streak to 17 straight starts on offensive line, beginning in 2016...Started season opener at center and helped lead offense to 550-yard performance against Bethune-Cookman (Sept. 2)...Made second straight start of season at center in win over Toledo (Sept. 23) that included 587 yards of total offense and 254 rushing yards...Started at center in win at Duke (Sept. 29), where Miami piled up 409 yards of offense...Started at center in win at Florida State (Oct. 7)...Helped lead offense to 481-yard performance, including 184 rushing yards, in start at center against Georgia Tech (Oct. 14)...Started at center and helped lead team to win over Syracuse (Oct. 21), with Hurricanes piling up 480 offensive yards...Made start at center and helped offense gain 415 total yards in win at North Carolina (Oct. 28)...Helped power Miami to win over Virginia Tech (Nov. 4) with start at center, leading offense to 429-yard performance including 210 rushing yards...Played important role in win over Notre Dame (Nov. 11), starting at center and helping guide offense to 374 yards, including 237 rushing yards...Started at center against Virginia (Nov. 18)...Started at center at Pittsburgh (Nov. 24) and in ACC Championship Game against Clemson (Dec. 2)...Started at center in Capital One Orange Bowl against Wisconsin (Dec. 30).

2016 (Sophomore): Started final four games of season at left guard...Saw action in season opener against Florida A&M (Sept. 3)...Made first start of career at left guard in win at Virginia (Nov. 12), helping lead offense to 450-yard performance, including 222 rushing yards...Made second straight start at left guard in win at NC State (Nov. 19), guiding Miami to 415 total yards of offense...Started third straight game at left guard in regular season finale win over Duke (Nov. 26), helping lead offense to 568-yard performance...Started at left guard in Russell Athletic Bowl victory over West Virginia (Dec. 28), helping lead offense to 363 yards and 31 points.

2015 (True Freshman): Saw action in four games as reserve offensive lineman.

High School: Earned consensus three-star rating by ESPN, Rivals, Scout and 247Sports...Ranked as third-best offensive guard in state of Florida according to Scout...Earned First Team All-State honors...Helped Venice High School to Regional semifinals...Saw action at every position on offensive line throughout football career... Chose Miami over offers from Arizona, Missouri and Purdue.



65
COREY GAYNOR
OL • 6-4 • 305 • SO.
 PARKLAND, FLA. (STONEMAN DOUGLAS)

2017 (True Freshman): Saw action in 10 games and made one start in first season...Made career debut in season opener against Bethune-Cookman (Sept. 2)...Saw action against Toledo (Sept. 23)...Played in wins at Duke (Sept. 29) and at Florida State (Oct. 7)...Helped lead offense to 481-yard performance, including

184 rushing yards, in first start of career at right guard against Georgia Tech (Oct. 14)...Saw action in ACC Championship game against Clemson (Dec. 2) and in Capital One Orange Bowl against Wisconsin (Dec. 30).

High School: Listed as three-star prospect by 247Sports, Scout and ESPN...Rated as the 20th-ranked offensive guard out of the South according to Scout... Named *Miami Herald* First Team All-Broward...Selected *Sun-Sentinel* First Team All-County...Recorded 97 pancake blocks as a senior...Versatile offensive linemen saw action at center and guard...Chose Miami over offers from Arizona, Houston, Minnesota, Pittsburgh, UCF and West Virginia.



44
REALUS GEORGE, JR.
FB • 6-2 • 255 • FR.
 ATLANTA, GA. (PACE ACADEMY)

High School: Consensus three-star prospect by ESPN.com, 247Sports.com and Rivals.com...Listed as top-ranked fullback in country by Rivals.com...Rated No. 2 fullback nationally by ESPN.com, and 247Sports.com...Played on both sides of ball in high school, lining up at fullback and middle linebacker...As senior, rushed for 306 yards and two touchdowns while averaging 5.4 yards per carry...Led team with 43 tackles, 19 tackles for loss and eight sacks in 2017...Chose Miami over offers from Appalachian State, Boston College, Memphis and Virginia, among others.



54
DEVIN GOLDEN
OL • 6-2 • 280 • FR.
 MIAMI, FLA. (GULLIVER PREP)



32
TRAYONE GRAY
RB • 6-2 • 240 • R-SR.
 MIAMI, FLA. (CAROL CITY)

2017 (Redshirt Junior): Saw action in five games and totaled 42 rushing yards...Had long run of 14 yards...Competed in season opener against Bethune-Cookman (Sept. 2) and finished with three rushes for 25 yards...Had long run of 14 yards against Wildcats...Had one 9-yard carry against Toledo (Sept. 23) and added one 6-yard reception...Had two carries totaling six yards, including long rush of five yards, in win over Georgia Tech (Oct. 14).

2016 (Junior): Did not see any game action, missed season due to injury suffered before training camp...Received medical redshirt.

2015 (Sophomore): Served as team's third running back, seeing action in five games...Totaled 145 yards on 23 carries, averaging 6.3 yards per carry...Had two touchdowns and long run of 33 yards...Returned three kickoffs during season...Made debut in season opener vs. Bethune-Cookman (Sept. 5) and totaled career-high 77 rushing yards...Recorded career-long 33-yard run vs. Wildcats...Capped game's scoring with 1-yard touchdown run in fourth quarter...Totaled 41 yards on eight carries at FAU (Sept. 11), including long run of 12 yards...Had three carries and one

kickoff against Clemson (Oct. 24)...Rushed three times for 20 yards, including one-yard scoring plunge, at North Carolina (Nov. 14)...Had one carry at Pittsburgh (Nov. 27).

2014 (True Freshman): Made career debut against FAMU, recording 10-yard touchdown on career-first carry...Carried three times for 13 yards against Rattlers...Had two carries for nine yards against Arkansas State...Had one carry against Cincinnati.

High School: First-team All-Dade by *Miami Herald*...Honorable mention Class 6A All-State...Was high school QB who rushed for 1,121 yards and 11 TDs as senior, while passing for 807 yards and nine scores...Chose Miami over Cincinnati and USF.

GRAY CAREER STATS

RUSHING

YEAR	G-GS	ATT	YDS	AVG	TD	LG
2017	5-0	7	42	6.0	0	14
2015	5-0	23	145	6.3	2	33
2014	6-0	6	24	4.0	1	10T
Career	16-0	36	211	5.9	3	33

RECEIVING

YEAR	G-GS	ATT	YDS	AVG	TD	LG
2017	5-0	1	6	6.0	0	6
2015	5-0	1	11	11.0	0	11
2014	6-0	0	0	0.0	0	--
Career	16-0	2	17	8.5	0	11



71

JARED GRIFFITH

OL • 6-3 • 305 • FR.

SARASOTA, FLA. (RIVERVIEW)




26

GURVAN HALL, JR.

DB • 6-0 • 200 • FR.

WEST PALM BEACH, FLA.
(PALM BEACH GARDENS)

High School: Consensus four-star prospect by ESPN.com, 247Sports.com and Rivals.com...Listed as 14th-best safety in nation and 38th-best recruit in the state of Florida by ESPN.com...Ranked No. 15 nationally at his position and No. 32 overall in Florida by 247Sports.com...Rated 17th-best safety and 40th player in Florida by Rivals.com...Appeared on ESPN.com's Top 300, ranked 178th...Selected to 2018 Under Armour All-America Game in Orlando, Fla....Named to 2017 *Sun Sentinel* All-Palm Beach first team...Received Palm Beach County First Team All-Conference honors from *Palm Beach Post* in 2016...Saw significant action on both offense and defense throughout his high school career...Chose Miami over offers from Alabama, Auburn, Clemson, Florida State, Florida, Georgia, Louisville, Michigan, Notre Dame, Ohio State, and Wisconsin, among others.



3

MICHAEL HARLEY

WR • 5-9 • 175 • SO.

FORT LAUDERDALE, FLA. (ST. THOMAS AQUINAS)

2017 (True Freshman): Saw action in 11 games with five starts...Had nine receptions for 91 yards with long catch of 19 yards...Started at wide receiver in career debut against Bethune-Cookman (Sept. 2) and recorded one 18-yard reception...Started and totaled career-high three receptions for 34 yards, including career-long 19-yard catch, in win over Toledo (Sept. 23)...Had one 2-yard reception in win at Duke (Sept. 29)...Saw action at Florida State (Oct. 7)...Started in win over Georgia Tech (Oct. 14)...Finished with one 9-yard reception in start against Syracuse (Oct. 21)...Missed game against Virginia Tech (Nov. 4)...Saw action against Notre Dame (Nov. 11)...Had one 10-yard catch against Virginia (Nov. 18)...Saw action at Pittsburgh (Nov. 24)...Started ACC Championship Game against Clemson (Dec. 2) and recorded 10-yard reception...Caught one eight-yard pass in Capital One Orange Bowl against Wisconsin (Dec. 30).

High School: Consensus four-star wide receiver prospect by 247Sports, ESPN, Rivals and Scout...Took part in U.S. Army All-American Game...Ranked as 24th-best player in state of Florida according to Rivals...Ranked as 40th-best player in state of Florida by 247Sports...Named *Miami Herald* First Team All-Broward...Selected *Sun-Sentinel* First Team All-County...Helped guide St. Thomas Aquinas to 12-2 record and 7A Florida State High School Championship during senior season...Caught three touchdowns passes in state championship game...Chose Miami over offers from Kentucky, Louisville, Maryland, Michigan, West Virginia and Wisconsin.

HARLEY CAREER STATS

RECEIVING

YEAR	G-GS	ATT	YDS	AVG	TD	LG
2017	11-5	9	91	10.1	0	19
Career	11-5	9	91	10.1	0	19



57

KAI-LEON HERBERT

OL • 6-5 • 302 • R-FR.

PLANTATION, FLA. (AMERICAN HERITAGE)

2017 (True Freshman): Saw action in one game, in season opener against Bethune-Cookman (Sept. 2)...Served as member of practice squad...Granted medical redshirt.

High School: Consensus four-star offensive line prospect by 247Sports, ESPN, Rivals and Scout...Rated as 28th-best offensive tackle in class of 2017 by 247Sports...Ranked No. 99 regardless of position on ESPN300 rankings...Participated in The Opening in 2016...Selected to 2017 Under Armour All-America Game...Earned Top 300 PrepStar All-America ranking...Named *Miami Herald* First Team All-Broward...Selected First Team *Sun-Sentinel* All-County...Helped anchor offensive line that helped offense post more than 4,700 total yards...Spent senior season playing for former Miami Dolphin Patrick Surtain at American Heritage High School...Played three seasons for UM cornerbacks coach Mike Rumph at American Heritage High School...Chose Miami over offers from Michigan, Auburn, Florida, California, Colorado, Georgia and LSU.



7
BRIAN HIGHTOWER
 WR • 6-3 • 210 • FR.
 LEIMERT PARK, CALIF. (IMG
 ACADEMY)

High School: Consensus four-star prospect by ESPN, 247Sports.com and Rivals.com... Ranked among top 300 recruits by ESPN.com, listed at No. 141 regardless of position...Rated No. 20 wide receiver nationally and 29th overall player in Florida by ESPN.com...Listed as 27th-best wide receiver in nation and 26th-best overall prospect in Florida by 247Sports.com...Ranked as 36th wide receiver and No. 36 recruit in Florida by Rivals.com... Participated in The Opening in summer of 2017...Selected to 2018 U.S. Army All-American Bowl in San Antonio...As senior at IMG, led team with 35 catches for 445 yards and five touchdowns...Posted breakout sophomore season at Calabasas High School (Calif.) in 2015, catching 71 passes for 1,344 yards and 14 touchdowns before transferring to IMG Academy in 2016...Chose Miami over offers from Alabama, Clemson, USC, Auburn, Florida State, Florida, Georgia, Louisville, LSU, Michigan, Notre Dame, Ohio State, Oklahoma, Oregon, Penn State, Texas A&M and Washington, among others.



75
ZALON'TAE HILLERY
 OL • 6-6 • 304 • R-FR.
 BRUNSWICK, GA. (GLYNN
 ACADEMY)

2017 (True Freshman): Did not see any game action, redshirted to retain eligibility...Served as member of practice squad.

High School: Earned three-star ranking from 247Sports, ESPN and Rivals...Rated as 49th-best player at position by ESPN...Ranked as 50th-best player in state of Georgia by 247Sports...Coached by Rocky Hidalgo at Glynn Academy... Helped guide Glynn Academy to 11-2 record during senior season...Teammate of current Hurricane DeeJay Dallas...Chose Miami over offers from Florida, Kentucky, Alabama and Clemson.



24
TRAVIS HOMER
 RB • 5-11 • 205 • JR.
 WEST PALM BEACH, FLA.
 (OXBRIDGE ACADEMY)

2017 ALL-ACC, SECOND TEAM

2017 (Sophomore): Saw action in all 13 games...Started final nine games of season at running back after serving as primary back-up for first four games...Rushed for 966 yards on 163 attempts, averaging 5.9 yards per carry...Scored eight rushing touchdowns...Added 18 receptions for 219 yards and one receiving touchdown...Selected to All-ACC Second Team... Served as one of Miami's top offensive contributors, compiling a team-best 1,203 all-purpose yards...Posted first 100-yard rushing game of career in season opener against Bethune-Cookman (Sept. 2), finishing with 103 yards on career-high 11 carries... Added two receptions for 25 yards in win over Wildcats...Carried eight times for 32 yards in win over Toledo (Sept. 23) and scored first two touchdowns of career on runs of 15 and 12 yards... Finished with 46 receiving yards on three receptions vs. Toledo...

Totalled 43 rushing yards, including career-long rush on 40-yard touchdown run, in win at Duke (Sept. 29)...Had three rushes for 29 yards, including long run of 14, in win at Florida State (Oct. 7)...Made first start of career against Georgia Tech (Oct. 14) and delivered dazzling performance, finishing with 170 rushing yards on 20 carries with two total touchdowns...Recorded first receiving touchdown of career against Yellow Jackets on 17-yard catch just before halftime...Added 27-yard touchdown run...Started and tied career high with 20 carries for 95 rushing yards in win over Syracuse (Oct. 21)...33-yard touchdown run in fourth quarter helped seal victory...Added career-high four receptions for 27 yards against Orange...Rushed for 40 yards and added career-high 57 receiving yards in win at North Carolina (Oct. 28)...Ran for 95 yards, including career-long 64-yard touchdown run, in win over Virginia Tech (Nov. 4)...Posted third 100-yard rushing game of career against Notre Dame (Nov. 11), finishing with 146 yards on 18 carries...Rushed for 96 yards on 17 carries and one touchdown in win over Virginia (Nov. 18)...Started and carried seven times at Pittsburgh (Nov. 24)...Had 41 rushing yards on 14 carries in start against Clemson in ACC Championship Game (Dec. 2)...Started and rushed for 64 yards on 12 carries, including one rushing touchdown, in Capital One Orange Bowl against Wisconsin (Dec. 30).

2016 (True Freshman): Played in 12 games and served as one of Miami's top contributors on special teams in first season... Had eight tackles (five solo) and one fumble recovery...Rushed seven times for 44 yards across season...Saw action in season opener against Florida A&M (Sept. 3) and totaled 35 rushing yards on five carries...Recorded one tackle on special teams against Rattlers...Saw action against FAU (Sept. 10) largely on special teams...Recorded one tackle against Owls...Saw action in road win at Appalachian State (Sept. 17)...Competed against Georgia Tech (Oct. 1) and Florida State (Oct. 8) on special teams...Saw action against North Carolina (Oct. 15)...Had two tackles on special teams at Virginia Tech (Oct. 20)...Named special teams captain for week and recovered fumbled punt at Notre Dame (Oct. 29)...Saw action against Pittsburgh (Nov. 5) and at Virginia (Nov. 12)...Played on special teams at NC State (Nov. 19)...Had two tackles (one solo) on special teams in regular season finale win over Duke (Nov. 26)...Saw action in Russell Athletic Bowl victory over West Virginia (Dec. 28).

High School: Rated as four-star prospect by ESPN, Scout and 247Sports...Ranked No. 175 in ESPN300 ratings...Received three-star ranking from Rivals...Totalled 1,315 yards rushing and 13 total touchdowns senior year...Rushed for 215 yards and one touchdown in a 32-24 win over Chaminade-Madonna in FHSAA Regional Semifinal game...Finished prep career by surpassing 3,200 total rushing yards, 41 rushing touchdowns and 50 total touchdowns...Helped lead Oxbridge Academy to FHSAA Regional Finals...Chose Miami over offers from Alabama, Auburn, Florida and Florida State.

HOMER CAREER STATS

RUSHING						
YEAR	GP-GS	ATT	YDS	AVG	TD	LG
2017	13-9	163	966	5.9	8	64T
2016	12-0	7	44	6.3	0	17
Career	25-9	170	1,010	5.9	8	64T

RECEIVING						
YEAR	GP-GS	NO	YDS	AVG	TD	LG
2017	13-9	18	219	12.2	1	35
2016	12-0	0	0	0.0	0	--
Career	25-9	18	219	12.2	1	35



40
WILL HUGGINS
 WR • 6-2 • 197 • FR.
 RICHLAND, WASH. (IMG
 ACADEMY)

High School: Helped IMG Academy to undefeated 9-0 record in 2017...Member of IMG Academy teams that finished ranked in top 10 nationally in three straight seasons from 2015-17...Named Highest Academic Achiever ...Played three years at IMG Academy after playing freshman year at Terra Linda High School in California, where he also competed in basketball and track and field...High school teammate of fellow freshmen Brian Hightower and Brian Miller.



87
MICHAEL IRVIN II
 TE • 6-3 • 240 • JR.
 FORT LAUDERDALE, FLA. (ST.
 THOMAS AQUINAS)

2017 (Sophomore): Saw action in 12 of 13 games with three starts...Caught nine passes for 78 yards...Saw action in season opener against Bethune-Cookman (Sept. 2) and hauled in first catch of career on 11-yard reception...Had two catches for 28 yards, including career-long catch of 24 yards, in win vs. Toledo (Sept. 23)...Saw action in wins at Florida State (Oct. 7) and at home against Georgia Tech (Oct. 14)...Saw action in wins at North Carolina (Oct. 28) and at home against Virginia Tech (Nov. 4) and Notre Dame (Nov. 11)...Had one 10-yard reception in win over Virginia (Nov. 18)...Made first start of career and had one seven-yard reception at Pittsburgh (Nov. 24)...Started ACC Championship Game against Clemson (Dec. 2) and finished with three catches totaling 18 yards...Started Capital One Orange Bowl against Wisconsin (Dec. 30) and had one four-yard reception.

2016 (True Freshman): Played in six games in first year, including final five contests of season...Saw action in season opener against Florida A&M (Sept. 3)...Saw action on special teams at Virginia Tech (Oct. 20) and at Notre Dame (Oct. 29)...Competed against Pittsburgh (Nov. 5)...Saw action at NC State (Nov. 19) and in regular season finale win over Duke (Nov. 26).

High School: Rated three-star prospect by ESPN, 247Sports and Rivals...Helped guide St. Thomas Aquinas to second straight FHSAA 7A Championship in 2015...Caught three passes in state championship game against Viera...Transferred to St. Thomas Aquinas in 2015 after recording over 1,200 yards receiving at Prestonwood Christian High School (Texas)...Tied Texas single-game record for receptions, hauling in 21 catches against IMG Academy in 2014...Chose Miami over scholarship offers from Georgia, Michigan and NC State.

IRVIN II CAREER STATS

RECEIVING

YEAR	GP-GS	NO	YDS	AVG	TD	LG
2017	12-3	9	78	8.7	0	24
2016	6-0	0	0	0.0	0	--
Career	18-3	9	78	8.7	0	24



8
DJ IVEY
 DB • 6-1 • 194 • FR.
 HOMESTEAD, FLA. (SOUTH
 DADE)

High School: Rated as four-star prospect by 247Sports.com... Listed as three-star recruit by ESPN.com and Rivals.com... Listed as 32nd-best cornerback in nation by 247Sports.com... Named to 2017 *Miami Herald* All-Dade First Team... Totaled six interceptions during senior season... Helped guide South Dade to Class 8A Regional Playoffs and 9-2 record senior year... Collected interceptions in four straight games during senior season... Picked off pair of passes in South Dade's regular season final over Edison... Anchored secondary unit that held opponents to just 76 yards passing per game... Chose Miami over offers from Auburn, Georgia and South Carolina, among others.



31
DEMETRIUS JACKSON
 DL • 6-3 • 260 • R-SR.
 MIAMI, FLA. (BOOKER T.
 WASHINGTON)

2017 (Redshirt Junior): Saw action in seven games before suffering season-ending injury against Virginia Tech on Nov. 4... Finished with 18 tackles, 7.5 tackles for loss and 3.5 sacks... Added one interception and two pass breakups... Saw action in season opener against Bethune-Cookman (Sept. 2) and finished with three tackles (two solo) and first sack of season (six yards)... Missed game at Toledo (Sept. 23) with injury... Returned at Duke (Sept. 29) with three tackles, one half-sack (four yards) and one PBU... Delivered strong performance in win at Florida State (Oct. 7), finishing with four tackles (all solo). 2.0 tackles for loss (11 yards) and one solo sack (10 yards)... Posted one solo tackle in win over Georgia Tech (Oct. 14)... Posted four solo tackles, first interception of career and 2.0 tackles for loss (13 yards) in win over Syracuse (Oct. 21)... Had three tackles, 2.0 tackles for loss (11 yards) and one solo sack (six yards) in win at North Carolina (Oct. 28)... Saw action in win over Virginia Tech (Nov. 4) before suffering season-ending injury.

2016 (Redshirt Sophomore): Saw action in 10 games with six starts... Missed three games due to injury... Totaled 28 tackles (15 solo) and 6.0 tackles for loss (28 yards)... Added 2.5 sacks (21 yards) and four pass breakups... Made first career start in season opener against Florida A&M (Sept. 3) and finished with five tackles (four solo)... Added 3.0 TFLs totaling 20 yards, including 2.0 sacks (19 yards), against Rattlers... Ranked second on team with five tackles (four solo) in start vs. FAU (Sept. 10)... Added 1.0 TFL (two yards) against Owls... Totaled six tackles (two solo) and 1.0 TFLs (3 yards) in start at Appalachian State (Sept. 17)... Had two tackles in road win at Georgia Tech (Oct. 1)... Totaled three tackles and two PBUs in start against Florida State (Oct. 8)... Had one tackle and 0.5 TFLs in start against North Carolina (Oct. 15)... Missed games at Virginia Tech (Oct. 20), at Notre Dame (Oct. 29) and against Pittsburgh (Nov. 5) due to injury... Returned in win at Virginia (Nov. 12) and recorded two tackles and 0.5 TFLs... Had one tackle in win at NC State (Nov. 19)... Had one tackle and one PBU in regular season finale win over Duke (Nov. 26)... Had two tackles (one solo) and credited with one quarterback hurry in Russell Athletic Bowl victory over West Virginia (Dec. 28).

2015 (Redshirt Freshman): Saw increased action as season progressed... Finished with 11 tackles and 2.5 TFLs in seven

games...Made career debut in season opener vs. Bethune-Cookman and tied for second on team with four tackles (one solo)...Had two tackles for loss against Clemson (Oct. 24) totaling seven yards...Added one tackle at Duke (Oct. 31)...Saw action against Virginia (Nov. 7), did not record any stats...Recorded two tackles at North Carolina (Nov. 14)...Had one tackle in regular season finale at Pittsburgh (Nov. 27)...Saw action in the Hyundai Sun Bowl (Dec. 26) against Washington State where he recorded her first career half sack.

2014 (True Freshman): Did not see any game action, redshirted to retain eligibility.

High School: Enrolled in May 2014...Named 2014 Dade Male Athlete of the Year by *Miami Herald*...First-team All-Dade by *Miami Herald*...Recorded 68 tackles, 12.0 sacks as senior for Booker T. Washington...Led Booker T. Washington to Florida Class 4A State Championship in 2013.

D. JACKSON CAREER STATS

DEFENSE

YEAR	GP-GS	UT	AT	TT	TFL/Y	SACK	FF/FR	PBU	INT-Y
2017	7-0	13	5	18	7.5/45	3.5/26	0/0	2	1-4
2016	11-6	15	13	28	6.0/28	2.5/21	0/0	4	0-0
2015	7-0	5	6	11	2.5/9	0.5/2	0/0	0	0-0
Career	25-6	33	24	57	16.0/82	6.5/49	0/0	6	1-4



99

JOE JACKSON

DL • 6-5 • 265 • JR.

HOMESTEAD, FLA. (GULLIVER PREP)

2016 FRESHMAN ALL-AMERICA (Athlon)

2017 (Sophomore): Saw action in all 13 games and made 12 starts...Led all defensive linemen with 59 tackles (35 solo)...Added 11.5 tackles for loss and 6.5 sacks...Had two pass breakups and one forced fumble...Has served as one of Miami's top defensive playmakers for second straight year...Started season opener against Bethune-Cookman (Sept. 2) and finished with three tackles (one solo)...Credited with one PBU in win over Wildcats...Started and finished with career-high seven tackles (all solo) in win over Toledo (Sept. 23)...Recorded first sack of season (three yards) and finished with 2.0 TFLs (four yards) in start at Duke (Sept. 29)...Started and had four tackles (two solo) and one solo sack (one yard) in win at Florida State (Oct. 7)...Finished with two tackles (one solo) in win over Georgia Tech (Oct. 14)...Started and had five tackles (four solo) and 1.0 TFL (two yards) in win over Syracuse (Oct. 21)...Totalled career-best eight tackles including 1.5 TFLs in win at North Carolina (Oct. 28)...Had seven tackles, 2.0 TFLs and one six-yard sack in win over Virginia Tech (Nov. 4)...Posted five tackles, 1.5 TFLs and one four-yard sack in win over Notre Dame (Nov. 11)...Recorded sack for third straight game and finished with four tackles in win over Virginia (Nov. 18)...Had four tackles (three solo) at Pittsburgh (Nov. 24)...Started and had four tackles including four-yard sack in ACC Championship Game against Clemson (Dec. 2)...Started and finished with four tackles (two solo) in Capital One Orange Bowl against Wisconsin (Dec. 30).

2016 (True Freshman): Delivered dominant freshman season, seeing action in all 13 games with two starts...Led team in tackles for loss (11.5) and sacks (8.5)...Totalled 32 tackles (17 solo)...Totalled two fumble recoveries and two forced fumbles...Scored one defensive touchdown on fumble recovery...Saw action in season opener vs. Florida A&M (Sept. 3) and recorded

one tackle...Recorded first two sacks of career in three-tackle performance against FAU (Sept. 10)...Two sacks against Owls totaled 10 yards...Had two tackles and 1.0 TFLs (2 yards) in road win at Appalachian State (Sept. 17)...Dominant game against Georgia Tech (Oct. 1) included sack and fumble return for 18-yard touchdown on scoop-and-score...Touchdown was first of career...Had two tackles and 0.5 sacks against Florida State (Oct. 8)...Registered three tackles against North Carolina (Oct. 15)...Made first career start against Virginia Tech (Oct. 20) and posted career-high six tackles, including 2.0 TFLs (eight yards) and one sack (four yards)...Had two tackles (one solo) at Notre Dame (Oct. 29)...Saw action against Pittsburgh (Nov. 5)...Had three tackles, forced fumble and fumble recovery in win at Virginia (Nov. 12)...Had two tackles, including 1.0 TFL, in win at NC State (Nov. 19)...Recorded two sacks totaling 14 yards and finished with three tackles in regular season finale win over Duke (Nov. 26)...Started and had four tackles (two solo) and 13-yard sack in Russell Athletic Bowl victory over West Virginia (Dec. 28).

High School: Four-star prospect by ESPN, Rivals and 247Sports...Three-star prospect by Scout...Ranked as eighth-best weakside defensive end and No. 113 recruit regardless of position by Rivals...Rated No. 182 overall high school prospect on ESPN300...Ranked No. 23-best defensive end by ESPN...Checked in at No. 218 in 247Sports national rankings and was ranked No. 16 weakside defensive end...Played defensive end and tight end at Gulliver Prep...Named the 2015 Class 5A-1A Male Athlete of the Year by *Miami Herald*...Ranked as No. 4 football player in Dade County by *Herald* entering final season at Gulliver...Totalled 46 tackles, six sacks and four forced fumbles in final season...Had 59 tackles and four sacks junior year...Finished his career with 178 total tackles, 19 sacks and eight forced fumbles...Also competed in basketball and track at Gulliver Prep...Chose Miami over offers from Alabama, Clemson, Florida State and Ohio State, among others.

J. JACKSON CAREER STATS

DEFENSIVE

YEAR	GP-GS	UT	AT	TT	TFL/Y	SACK	FF/FR	PBU	INT-Y
2017	13-12	35	24	59	11.5/39	6.5/26	1/0	2	0-0
2016	13-2	17	15	32	11.5/58	8.5/51	1/2	0	0-0
Career	26-14	52	39	91	23.0/97	15.0/57	2/2	2	0-0



28

MICHAEL JACKSON

DB • 6-1 • 205 • SR.

BIRMINGHAM, ALA. (SPAIN PARK)

2017 ALL-ACC, SECOND TEAM

2017 (Junior): Saw action in all 13 games with 10 starts in breakout season...Finished with 43 tackles...Selected to All-ACC Second Team...Tied for team lead with four interceptions and added five pass breakups...Was among team's top performers in secondary...Made first start of career in season opener against Bethune-Cookman (Sept. 2) and posted four solo tackles...Credited with one quarterback hurry against Wildcats...Started and had one PBU in win over Toledo (Sept. 23)...Had three solo tackles in win at Duke (Sept. 29)...Recorded first interception of career in win at Florida State (Oct. 7)...Started and finished with four tackles (three solo) and 1.0 tackle for loss in win over Georgia Tech (Oct. 14)...Delivered impressive performance in start vs. Syracuse (Oct. 21), finishing with two interceptions, three tackles (two solo) and one PBU...Multi-interception performance against

Orange was first by Hurricane since Artie Burns vs. Virginia Tech in 2015...Had six tackles (four solo) and one interception in win at North Carolina (Oct. 28)...Finished with six tackles (five solo) and 1.0 TFL (two yards) in win over Virginia Tech (Nov. 4)...Had a pair of solo tackles in start against Notre Dame (Nov. 11)...Finished with four solo tackles and one fumble recovery in win over Virginia (Nov. 18)...Had three tackles (two solo) in start at Pittsburgh (Nov. 24)...Had first sack of career (eight yards) and finished with three total tackles in ACC Championship Game against Clemson (Dec. 2)...Started Capital One Orange Bowl against Wisconsin (Dec. 30) and finished with four tackles (three solo).

2016 (Sophomore): Played in 12 games and totaled seven tackles (two solo)...Added one pass breakup and one fumble recovery...Saw action in season opener against Florida A&M (Sept. 3) and totaled three tackles...Saw action against FAU (Sept. 10) and had tipped pass that led to interception...Recorded one tackle at Appalachian State (Sept. 17)...Had one tackle in road win at Georgia Tech (Oct. 1)...Saw action against Florida State (Oct. 8), mostly on special teams...Had one tackle against North Carolina (Oct. 15)...Saw action against Virginia Tech (Oct. 20)...Recorded first touchdown of career on recovery of fumbled punt in end zone at Notre Dame (Oct. 29)...Saw action against Pittsburgh (Nov. 5) and at Virginia (Nov. 12)...Played on special teams in win at NC State (Nov. 19)...Credited with one PBU in regular season finale win over Duke (Nov. 26)...Had one tackle in Russell Athletic Bowl victory over West Virginia (Dec. 28).

2015 (True Freshman): Served as one of team's primary contributors on special teams...Saw action in all 13 games...Totalled four tackles...Made career debut in season opener vs. Bethune-Cookman (Sept. 5) and recorded one assisted tackle...Played at FAU (Sept. 11)...Saw action vs. Nebraska (Sept. 19), largely on special teams...Played at Florida State (Oct. 10) and against Virginia Tech (Oct. 17)...Had one tackle at North Carolina (Nov. 14)...Saw action in the Hyundai Sun Bowl (Dec. 26) against Washington State and recorded one stop.

High School: Earned four-star rating by Rivals.com...Tabbed as three-star recruit by Scout and 247Sports...Rated as No. 1 cornerback in state of Alabama by Scout...Chose Miami over offers from Cincinnati, Minnesota and Nebraska.

M. JACKSON CAREER STATS

DEFENSIVE

YEAR	GP-GS	UT	AT	TT	TFL/Y	SACK	FF/FR	PBU	INT-Y
2017	13-10	34	9	43	3.0/13	1.0/8	0/1	5	4-0
2016	12-0	2	5	7	0.0/0	0.0/0	0/1	1	0-0
2015	13-0	3	2	5	0.0/0	0.0/0	0/0	0	0-0
Career	38-10	39	16	55	3.0/13	1.0/8	0/2	6	4-0



58

CLAY JAMES

LS • 5-9 • 206 • FR.

COCOA, FLA. (COCOA)



44

BRADLEY JENNINGS, JR.

LB • 6-1 • 230 • SO.

JACKSONVILLE, FLA.

(SANDALWOOD)

2017 (True Freshman): Saw action in 12 of 13 games, mostly on special teams...Totalled seven tackles...Made career debut in season opener against Bethune-Cookman (Sept. 2) and finished with two tackles (one solo)...Saw action against Toledo (Sept. 23)...Had two tackles in win at Duke (Sept. 29)...Saw action in wins at Florida State (Oct. 7), at home against Georgia Tech (Oct. 14) and at home against Syracuse (Oct. 21)...Played in wins at North Carolina (Oct. 28) and at home against Notre Dame (Nov. 11) and Virginia (Nov. 18)...Saw time at Pittsburgh (Nov. 24)...Finished with two tackles in ACC Championship Game against Clemson (Dec. 2)...Had one tackle in Capital One Orange Bowl against Wisconsin (Dec. 30).

High School: Consensus three-star linebacker prospect by 247Sports, ESPN, Rivals and Scout...Ranked No. 35 outside linebacker nationwide by Rivals...Had 146 tackles and 10 tackles for loss in junior season at Sandalwood...Added three forced fumbles and two sacks for Saints in 2015...Selected to 2015 *Florida Times-Union* All-First Coast Second Team...Chose Miami over offers from Florida State, Louisville, Michigan and North Carolina, among others.

JENNINGS, JR. CAREER STATS

DEFENSIVE

YEAR	GP-GS	UT	AT	TT	TFL/Y	SACK	FF/FR	PBU	INT-Y
2017	12-0	1	6	7	0.0/0	0.0/0	0/0	0	0-0
Career	12-0	1	6	7	0.0/0	0.0/0	0/0	0	0-0



4

JAQUAN JOHNSON

DB • 5-11 • 195 • SR.

MIAMI, FLA. (KILLIAN)

2017 ALL-AMERICA, SECOND TEAM (multiple)

2017 ALL-ACC, SECOND TEAM

2017 (Junior): Started all 13 games and was among Miami's top defensive performers...Named second-team All-America by American Football Coaches Association (AFCA) and Sports Illustrated...Selected to All-ACC Second Team...Led team with 96 total tackles (54 solo) and added 3.0 tackles for loss and one sack...Tied for team lead with four interceptions and totaled 57 interception return yards...Added four pass breakups, three forced fumbles and two fumble recoveries...Earned ACC Defensive Back of the Week three times...Walter Camp Player of the Year semifinalist...Started season opener against Bethune-Cookman (Sept. 2) and totaled three tackles (one solo) and one PBU...Started in win over Toledo (Sept. 23) and finished with five tackles (two solo)...Started and had six tackles (two solo) in win at Duke (Sept. 29)...Set career mark with 12 tackles (seven solo) and added one PBU in start at Florida State (Oct. 7)...Started and tied for team lead with eight tackles (five solo) in win over Georgia Tech (Oct. 14)...Added 1.0 tackle for loss and one PBU against Yellow Jackets...Recorded first interception of season and finished with six tackles (three solo) in start against Syracuse (Oct. 21)...Started and totaled 11 tackles (including career-high 10 solo

stops) and recorded one fumble recovery in win at North Carolina (Oct. 28)...Finished with seven tackles (six solo), one forced fumble and second interception of season in win over Virginia Tech (Nov. 4)...Earned ACC Defensive Back of the Week honors for performance against Hokies...Finished with eight tackles, 1.0 TFL and interception in win over Notre Dame (Nov. 11), once again capturing ACC Defensive Back of the Week honors....Became first Hurricane to win ACC weekly honors in three straight weeks for nine-tackle game against Virginia (Nov. 18) that included one sack and a 30-yard interception return for touchdown...Was first ACC player since Clemson quarterback Deshaun Watson in 2014 to win ACC weekly honor three straight weeks...Delivered another strong performance in start at Pittsburgh (Nov. 24), finishing with six tackles (four solo), one forced fumble and one fumble recovery...Started ACC Championship Game against Clemson (Dec. 2) and finished with four total tackles...Led all players with 11 tackles in Capital One Orange Bowl against Wisconsin (Dec. 30) and forced one fumble against Badgers.

2016 (Sophomore): Saw action in all 13 games and made five starts as one of Miami's top contributors in secondary...Had 38 total tackles...Totaled 3.0 tackles for loss, 1.5 sacks, one interception, one fumble recovery and two pass breakups...Saw action in season opener against Florida A&M (Sept. 3) and recorded five tackles (four solo)...Registered first career sack against Rattlers...Made first career start against FAU (Sept. 10)...Credited with three tackles (two solo), 0.5 TFLs and one quarterback hurry against Owls...Totaled four tackles and 1.0 TFL (1 yard) in road win at Appalachian State (Sept. 17)...Had four solo tackles on the road at Georgia Tech (Oct. 1)...Totaled two tackles and first interception of season against Florida State (Oct. 8)...Returned pick 11 yards in second quarter against Seminoles...Made second career start and totaled two tackles against North Carolina (Oct. 15)...Added first PBU of career against Tar Heels...Totaled three tackles in third start of career at Virginia Tech (Oct. 20)...Blocked fourth-quarter field goal attempt by Hokies...Had one tackle at Notre Dame (Oct. 29)...Started and had two tackles and one PBU against Pittsburgh (Nov. 5)...Totaled two solo tackles in win at Virginia (Nov. 12)...Totaled career-high six tackles (three solo), 0.5 TFLs and first fumble recovery of career in win at NC State (Nov. 19)...Finished with one solo tackle in regular season finale win over Duke (Nov. 26)...Started and had three tackles (one solo) in Russell Athletic Bowl victory over West Virginia (Dec. 28).

2015 (True Freshman): Saw action in all 13 games mostly on special teams in his first season...Played increased snaps at safety as the season progressed...Totaled 26 tackles, one forced fumble and one interception...Made career debut in season opener vs. Bethune-Cookman and totaled three tackles...Added three tackles (one solo) in action vs. FAU (Sept. 11)...Totaled two solo tackles vs. Nebraska (Sept. 19)...Had two tackles in action vs. Cincinnati (Oct. 1)...Saw action at Florida State (Oct. 10)...Added one solo tackle against Virginia Tech (Oct. 17)...Had two tackles and first career forced fumble against Clemson (Oct. 24)...Tied career high with three tackles in action vs. Duke (Oct. 31), and also played key role on eventual game-winning kick return for TD as time expired...Recorded first interception of career and added one tackle against Virginia (Nov. 7)...Had three solo tackles at North Carolina (Nov. 14)...Added one tackle vs. Georgia Tech (Nov. 21)...Saw action at Pittsburgh (Nov. 27), did not record any stats...Posted a season high five solo tackles in the Hyundai Sun Bowl (Dec. 26) against Washington State.

High School: Rated as consensus four-star prospect by 247Sports, ESPN and Scout...Was selected as four-time All-Dade First Team selection by *Miami Herald* from 2011-2013...Helped guide Miami Killian to undefeated regular season and appearance in FHSAA Class 8A Regional Quarterfinals...Competed in 2015 US Army All-American Bowl...Johnson chose Miami over Florida State, Florida, Alabama, LSU and South Carolina, among others.

JOHNSON CAREER STATS

DEFENSIVE

YEAR	GP-GS	UT	AT	TT	TFL/Y	SACK	FF/FR	PBU	INT-Y
2017	13-13	54	42	96	3.0/8	1.0/6	3/2	4	4-57
2016	13-5	24	14	38	3.0/6	1.5/5	0/1	2	1-11
2015	13-0	17	9	26	0.0-0	0.0-0	1/0	0	1-0
Career	39-18	95	65	160	6.0/14	2.5/11	4/3	6	6-68



77

JAHAIR JONES

OL • 6-4 • 316 • R-SR.

BROOKLYN, N.Y. (ASA

COLLEGE - NY) (SOUTH RIVER)

2017 (Redshirt Junior): Saw action in nine games, largely on special teams...Served as member of practice squad.

2016 (Redshirt Sophomore): Served as member of practice squad...Saw action in season opener against Florida A&M (Sept. 3).

2015 (Sophomore): Did not see any game action, redshirted to retain eligibility.

Before Miami: Listed as three-star recruit out of ASA College according to ESPN and 247Sports...Starred at offensive tackle for ASA College, leading Avengers to 6-2 record and 4-1 mark in conference play...As freshman, Jones helped pave way up front, which allowed ASA College to average 338.1 yards per game...Chose Miami over Ohio State and Virginia Tech.



9

BREVIN JORDAN

TE • 6-3 • 245 • FR.

LAS VEGAS, NEV. (BISHOP

GORMAN)

High School: Widely regarded as one of top high school tight ends in country...Rated as No. 1 tight end in country by ESPN.com and 247Sports.com...Ranked No. 2 at position by Rivals.com...Selected to 2018 Under Armour All-America Game in Orlando, Fla...Consensus four-star prospect by ESPN, 247Sports.com and Rivals.com...Served as team captain during senior year...Helped guide Bishop Gorman to ninth straight Nevada State Championship...Totaled nearly 100 yards receiving and scored rushing touchdown in Bishop Gorman's 48-7 state championship victory...Finished senior year on high note, posting single-season career highs in yards (1,111), receptions (63) and touchdowns (13)...Participated in The Opening in summer of 2017...Caught 27 passes for 501 yards and touchdowns as junior year...Closed high school career with over 1,700 yards, 100 receptions and 29 total touchdowns...Possesses great speed for size and height, having been clocked at 4.78-seconds in 40-yard dash...Father, Darrell, was drafted by Atlanta Falcons in ninth round of 1990 NFL Draft...Chose Miami over offers from Florida, Florida State and Georgia, among others.



52
PATRICK JOYNER, JR.
LB • 6-2 • 220 • FR.
 HOMESTEAD, FLA. (SOUTH DADE)

High School: Four-star prospect by ESPN.com...Earned three-star rating from 247Sports.com and Rivals.com...Rated as 23rd-best prospect at his position by ESPN.com...Ranked No. 38 at position by 247Sports.com...Selected to 2017 *Miami Herald* All-Dade First Team...Helped guide South Dade to Class 8A Regional Playoffs and 9-2 record senior year...Registered 87 total tackles and forced pair of fumbles during senior season...Was named to 2016 *Miami Herald* All-Dade First Team while playing for Keys Gate High School...Logged 63 tackles and registered 15 sacks during junior season...Chose Miami over offers from Florida State, Alabama, Florida and Auburn, among others.



20
ROBERT KNOWLES
DB • 6-1 • 200 • R-JR.
 MIAMI, FLA. (EDISON)

2017 (Redshirt Sophomore): Saw action in 12 games with one start...Totaled 18 tackles and one forced fumble...Saw action in season opener against Bethune-Cookman (Sept. 2) and finished with one solo tackle...Had one solo tackle in win over Toledo (Sept. 23)...Totaled four tackles (two solo) in win at Florida State (Oct. 7)...Made first start of career in win over Georgia Tech (Oct. 14), finishing with five tackles (four solo) and first forced fumble of career...Saw action in win over Syracuse (Oct. 21)...Had one tackle at North Carolina (Oct. 28)...Finished with two solo tackles in win over Virginia Tech (Nov. 4)...Saw action in wins over Notre Dame (Nov. 11) and Virginia (Nov. 18)...Had two solo tackles at Pittsburgh (Nov. 24)...Posted one tackle in ACC Championship Game against Clemson (Dec. 2)...Had one solo tackle in Capital One Orange Bowl against Wisconsin (Dec. 30).

2016 (Redshirt Freshman): Saw action in all 13 games, mainly on special teams...Finished with six tackles (five solo)...Played in season opener against Florida A&M (Sept. 3) and totaled two tackles...Added one solo tackle in action vs. FAU (Sept. 10)...Saw action in road win at Appalachian State (Sept. 17)...Competed against Georgia Tech (Oct. 1) and Florida State (Oct. 8), mostly on special teams...Had one tackle against North Carolina (Oct. 15)...Saw action against Virginia Tech (Oct. 20) and at Notre Dame (Oct. 29)...Had one solo tackle against Pittsburgh (Nov. 5)...Saw action in win at Virginia (Nov. 12)...Added one solo tackle in win at NC State (Nov. 19)...Saw action in regular season finale win over Duke (Nov. 26)...Played in Russell Athletic Bowl victory over West Virginia (Dec. 28).

2015 (True Freshman): Did not see any game action, redshirted to retain eligibility.

High School: Earned four-star rating by ESPN...Received three-star ranking by Rivals and 247Sports...Rated one of top-25 prospects in Miami-Dade by *Miami Herald*...Finished senior season with 44 tackles, three interceptions, seven pass break ups, three forced fumbles and three fumble recoveries.

KNOWLES CAREER STATS

DEFENSIVE

YEAR	GP-GS	UT	AT	TT	TFLY	SACK	FF/FR	PBU	INT-Y
2017	12-1	13	5	18	0.0/0	0.0/0	1/0	0	0-0
2016	13-0	5	1	6	0.0/0	0.0/0	0/0	0	0-0
Career	25-1	18	6	24	0.0/0	0.0/0	1/0	0	0-0



81
DARRELL LANGHAM
WR • 6-4 • 235 • R-SR.
 LANTANA, FLA. (SANTALUCES)

2017 (Redshirt Junior): Saw action in all 13 games and made one start in breakout year...Finished with 11 receptions for 209 receiving yards and two touchdowns...Delivered impressive performance in season opener against Bethune-Cookman (Sept. 2), finishing with three receptions for 65 yards and first touchdown of career...Had never caught pass before game against Wildcats...Had career-long 46-yard reception against Bethune-Cookman...Saw action against Toledo (Sept. 23) and in win at Duke (Sept. 29)...Lone catch in win at Florida State (Oct. 7) was game-winning, 23-yard touchdown with six seconds remaining...Touchdown catch was reviewed and upheld and came on just his second snap of entire game...Made first start of career against Georgia Tech (Oct. 14) and delivered impressive performance, setting career marks with five catches and 100 yards...Entered game with just four career catches...Came up with crucial 32-yard reception on 4th-and-10 play on game's final drive that set up game-winning field goal...Had one 19-yard reception in win over Syracuse (Oct. 21)...Saw action in wins at North Carolina (Oct. 28) and at home against Virginia Tech (Nov. 4) and Notre Dame (Nov. 11)...Caught one pass in win over Virginia (Nov. 18)...Saw action at Pittsburgh (Nov. 24) and in ACC Championship Game against Clemson (Dec. 2)...Competed in Capital One Orange Bowl against Wisconsin (Dec. 30).

2016 (Redshirt Sophomore): Served as member of practice squad...Saw action in season opener against Florida A&M (Sept. 3).

2015 (Redshirt Freshman): Did not see any game action, served as member of practice squad.


2014 (True Freshman): Did not see any game action, redshirted to retain eligibility.

High School: Caught 35 passes for 457 yards and seven TDs senior year for Santaluces Community...Coached by Daryl Drinkwater...Chose Miami over Florida State.

LANGHAM CAREER STATS

RECEIVING

YEAR	GP-GS	ATT	YDS	AVG	TD	LG
2017	13-1	11	209	19.0	2	46
2016	4-0	0	0	0.0	0	--
2015	4-0	0	0	0.0	0	--
Career	21-1	11	209	19.0	2	46



79
ZACHARY LERMAN
OL • 6-2 • 296 • R-FR.
 VIRGINIA BEACH, VA. (IMG
 ACADEMY)

2017 (True Freshman): Did not see any game action, redshirted to retain eligibility.

High School: Earned Second Team All-Conference honors senior year.



1
LORENZO LINGARD
RB • 6-0 • 202 • FR.
 ORANGE CITY, FLA.
 (UNIVERSITY)

High School: Consensus five-star prospect by ESPN, 247Sports.com and Rivals.com...Rated as No. 2 running back in country by 247Sports.com...Listed as 25th-best prospect in nation and sixth-best recruit in state of Florida by 247Sports.com...Ranked as No. 4 running back, No. 18 recruit in Florida and 60th overall prospect nationally by ESPN...Rated second-best running back, fourth-best recruit in Florida and 13th recruit nationally by Rivals.com...Selected to 2018 U.S. Army All-American Bowl in San Antonio...Participated in The Opening in summer of 2017...Rushed for more than 2,500 career yards in high school...Gained 1,701 yards on 207 carries and scored 26 touchdowns senior year en route to bGatorade Florida Player of the Year honors...Rushed for 1,418 yards on 130 carries and 22 touchdowns during junior season despite sharing rushing duties with two other running backs...Received offers from more than 30 schools across the country...An accomplished track and field athlete who claimed Florida State 4A Championship in the 110-meter hurdles...Chose Miami over offers from Alabama, Auburn, Clemson, Florida State, Florida and Georgia, among others.



34
ELIAS LUGO-FAGUNDO
WR • 6-0 • 194 • R-FR.
 CABO ROJO, P.R. (IMG
 ACADEMY)

2017 (True Freshman): Did not see any game action, redshirted to retain eligibility...Served as member of practice squad.

High School: Member of 2016 IMG Academy team that went 11-0 and finished the season ranked third nationally in *USA Today* Sports Super 25 Computer Rankings.



62
HAYDEN MAHONEY
OL • 6-5 • 305 • R-JR.
 MALVERN, PA. (MALVERN
 PREP)


2017 (Redshirt Sophomore): Saw action in 12 of 13 games with two starts...Saw first extensive action at right guard in win over Georgia Tech (Oct. 14)...Made first start of career at right guard and helped lead team to win over Syracuse (Oct. 21), with Hurricanes piling up 480 offensive yards...Made start at right

guard and helped offense gain 415 total yards in win at North Carolina (Oct. 28)...Saw action in ACC Championship Game against Clemson (Dec. 2) and in Capital One Orange Bowl against Wisconsin (Dec. 30).

2016 (Redshirt Freshman): Did not see any game action, served as member of practice squad.

2015 (True Freshman): Did not see any game action, redshirted to retain eligibility.

High School: Earned three-star ranking from Rivals, Scout and 247Sports.com... Ranked as No. 2 offensive tackle in Pennsylvania by Scout.com... Selected to US National Under-19 football team... Chose Miami over Boston College and Northwestern, among others.



85
WILL MALLORY
TE • 6-5 • 230 • FR.
 JACKSONVILLE, FLA.
 (PROVIDENCE SCHOOL)

High School: Consensus four-star prospect by ESPN, 247Sports.com and Rivals.com...Rated as third-best tight end prospect by ESPN.com...Ranked among top 300 recruits by ESPN.com (No. 190)...Ranked as eighth-best tight end and 37th-best prospect in state of Florida by 247Sports.com...Listed as No. 8 tight end and No. 30 prospect in Florida by Rivals.com...Participated in The Opening in summer of 2017...Selected to 2017 *Florida Times-Union* Super 11 High School Football Team...Caught 46 passes for 900 yards and hauled in 12 touchdowns during junior season... Battled injuries for most of senior season, but was dominant when playing...Caught 11 passes for 193 yards and two touchdowns in first game back from injury in 2017...Finished senior year with 21 catches for 364 yards and three touchdowns...Father, Mike, played college football at Michigan...Chose Miami over offers from Georgia, Michigan, Clemson, Alabama, Auburn, Florida, Louisville, Notre Dame, Ohio State and USC, among others.



90
TYREIC MARTIN
DL • 6-3 • 295 • R-SO.
 LANETT, ALA. (VALLEY)

2017 (Redshirt Freshman): Did not see any game action, served as member of practice squad.

2016 (True Freshman): Did not see any game action, redshirted to retain eligibility.

High School: Rated three-star recruit and 51st-best strong-side defensive end by 247Sports...Earned three-star ranking from ESPN and Rivals...Rated as 28th-best player in state of Alabama...Finished prep career with 79 total tackles and 12 sacks...Chose Miami over scholarship offers from Missouri, South Carolina, Louisville and Kentucky.



53
ZACH MCLOUD
 LB • 6-2 • 235 • JR.
 LANTANA, FLA. (SANTALUCES)

2017 (Sophomore): Saw action in all 13 games and made 11 starts...Finished with 48 tackles, 4.5 tackles for loss and two sacks...Added three quarterback hurries...Forced one fumble... Was among team's top defensive contributors...Earned one ACC Co-Linebacker of the Week recognition...Started season opener against Bethune-Cookman (Sept. 2) and finished with two solo tackles...Started and posted two solo tackles in win over Toledo (Sept. 23)...Finished with three tackles (two solo) and started in win at Duke (Sept. 29)...Started and finished with three tackles (two solo) in win at Florida State (Oct. 7)...Had three tackles (two solo) and first sack of career (eight yards) in start against Georgia Tech (Oct. 14)...Started and had one tackle in win over Syracuse (Oct. 21)...Finished with five tackles and 1.0 TFL (three yards) in start at North Carolina (Oct. 28)...Had two tackles (one solo) in win over Virginia Tech (Nov. 4)...Started and had five tackles (two solo), 1.5 tackles for loss and one sack in win over Notre Dame (Nov. 11)...Earned ACC Co-Linebacker of the Week recognition for performance against Fighting Irish...Had five total tackles (four solo) and one forced fumble in win over Virginia (Nov. 18)...Posted career-high total of 10 tackles (eight solo) at Pittsburgh (Nov. 24)... Finished with four tackles in ACC Championship Game against Clemson (Dec. 2)...Started Capital One Orange Bowl against Wisconsin (Dec. 30) and finished with three total tackles and one tackle for loss (four yards).

2016 (True Freshman): Delivered impressive freshman season, starting 11 of 13 games at linebacker and finishing with 37 tackles (18 solo)...Added 3.5 tackles for loss (four yards), two pass breakups and four quarterback hurries...Had one blocked kick... Started season opener and made career debut against Florida A&M (Sept. 3), recording one solo tackle...Totaled three tackles (all solo) and first career TFL (one yard) against FAU (Sept. 10)... Made second start of career and recorded three tackles in road win at Appalachian State (Sept. 17)...Started against Georgia Tech (Oct. 1)...Totaled three tackles in start against Florida State (Oct. 8)...Started and recorded two solo tackles against North Carolina (Oct. 15)...Registered five tackles in start at Virginia Tech (Oct. 20)...Recorded first quarterback hurry of career against Hokies... Had one solo tackle and credited with first blocked punt of career in start at Notre Dame (Oct. 29)...Started and totaled three tackles (one solo), 0.5 TFLs and one PBU in win over Pittsburgh (Nov. 5)...Credited with three quarterback hurries against Panthers... Started and had one tackle in win at Virginia (Nov. 12)...Totaled three tackles (one solo) in start at NC State (Nov. 19)...Started and recorded career-high six tackles (two solo) in regular season finale win over Duke (Nov. 26)...Matched career mark with six tackles (one solo), 1.0 TFL (two yards) and one PBU in Russell Athletic Bowl victory over West Virginia (Dec. 28).

High School: Four-star outside linebacker according to ESPN and 247Sports...Three-star prospect by Rivals and Scout... Enrolled in January 2016...Ranked No. 172 player on ESPN300 and No. 11 outside linebacker nationwide by ESPN...Ranked No. 19 outside linebacker in nation by 247Sports...Rated as second-best outside linebacker in state of Florida and No. 26 outside linebacker nationwide by Scout...Named to watch list for high school Butkus Award prior to final season at Santaluces... Earned first-team *Sun Sentinel* All-County recognition in final year...Ranked No. 9 prospect on *Sun Sentinel* Megaboard, rating top players in Broward and Palm Beach...Chose Miami over offers from Auburn, Alabama, Florida, Florida State, Georgia, Louisville, North Carolina and South Carolina, among others.

McCLOUD CAREER STATS

DEFENSIVE

YEAR	GP-GS	UT	AT	TT	TFL/Y	SACK	FF/FR	PBU	INT-Y
2017	13-11	29	19	48	4.5/19	2.0/11	1/0	0	0-0
2016	13-11	18	19	37	3.5/4	0.0/0	0/0	2	0-0
Career	26-22	47	38	85	8.0/23	2.0/11	1/0	2	0-0



23
TERRY MCCRAY
 LB • 6-3 • 245 • R-SR.
 POMPANO BEACH, FLA. (BLANCHE ELY)

2017 (Redshirt Junior): Saw action in one game...Served as member of practice squad.

2016 (Redshirt Sophomore): Played in five games...Totaled four tackles (three solo)...Registered a pair of solo stops in Hurricanes' win at Appalachian State...Made one solo tackle at Virginia.

2015 (Redshirt Freshman): Totaled five tackles in two games...Made career debut in season opener vs. Bethune-Cookman and tied for second on team with four total tackles (two solo).

2014 (True Freshman): Did not see any game action, redshirted to retain eligibility.

High School: First-team All-Broward as senior by *Miami Herald*...Third-team All-Broward as junior...Second-team Class 7A All-State selection...Tallied 89 solo tackles, 20 tackles for loss and 13 sacks as junior in 2012...Had 110 total tackles and 19 sacks as senior in 2013.

MCCRAY CAREER STATS

DEFENSIVE

YEAR	GP-GS	UT	AT	TT	TFL/Y	SACK	FF/FR	PBU	INT-Y
2017	1-0	0	0	0	0.0/0	0.0/0	0/0	0	0-0
2016	4-0	3	1	4	0.0/0	0.0/0	0/0	0	0-0
2015	2-0	3	2	5	0.0/0	0.0/0	0/0	0	0-0
Career	6-0	6	3	9	0.0/0	0.0/0	0/0	0	0-0



43
BRIAN MILLER
 WR • 5-8 • 170 • FR.
 CLERMONT, FLA. (IMG ACADEMY)

High School: Helped IMG Academy to an undefeated 9-0 record in 2017...Member of IMG Academy teams that finished ranked in the top 10 nationally in three straight seasons from 2015-17...High school teammate of fellow Hurricanes Brian Hightower and Will Huggins.



91
JORDAN MILLER
DL • 6-4 • 325 • FR.
 JACKSONVILLE, FLA.
 (SANDALWOOD)

High School: Rated three-star prospect by 247Sports.com and Rivals.com...Ranked 86th defensive tackle in country by 247Sports... Played senior season at Sandalwood after attending Palatka High School for first three years of high school...From same high school as Miami linebacker Bradley Jennings, Jr. ...Chose Miami over offers from Tennessee, South Carolina, Virginia, Georgia Tech and Florida Atlantic, among others.



79
BAR MILO
OL • 6-6 • 305 • R-JR.
 WEST HILLS, CALIF.
 (CHAMINADE PREP)

2017 (Redshirt Sophomore): Served as member of practice squad.

2016 (Redshirt Freshman): Served as member of practice squad...Saw action in season opener against Florida A&M (Sept. 3).

2015 (True Freshman): Did not see any game action, redshirted to retain eligibility...Member of practice squad.

High School: Consensus four-star recruit by 247Sports, Rivals, Scout and ESPN...Rated as fifth-best offensive lineman in state of California by Scout...Recognized as ESPN300 prospect... Earned Fox Sports West All-Conference honors CIF-South Section following senior season...Key member of Chaminade's CIF state championship squad in 2013 as junior...Played on both offensive and defensive side of ball...Also played on Chaminade's basketball team...Chose Miami over Arizona State, California, Nebraska and Washington, among others.




61
JACOB MUÑOZ
LS • 5-11 • 200 • R-SO.
 ATLANTA, GA. (MOUNT VERNON)

2017 (Redshirt Freshman): Has not seen any game action, member of practice squad.

2016 (True Freshman): Did not see any game action, member of practice squad.

High School: Had second-best average 15-yard snap time (.62) at Rubio Long Snapping's Vegas XXV camp in January 2015...Ranked No. 19 long snapper in Rubio Long Snapping rankings for 2016...Was named MVP long snapper at Football University training camp in Coral Springs, Fla.



29
JAMES MURPHY
DB • 5-7 • 195 • R-JR.
 AVON, CONN. (WAGNER)
 (AVON)

2017 (Redshirt Sophomore): Did not see any game action, served as member of practice squad.



32
TYLER MURPHY
DB • 5-8 • 175 • R-JR.
 LAWRENCEVILLE, GA.
 (PEACHTREE RIDGE)

2017 (Redshirt Sophomore): Did not see any game action, served as member of practice squad.

2016 (Redshirt Freshman): Did not see any game action, served as member of practice squad.

2015 (True Freshman): Did not see any game action, redshirted to retain eligibility.

High School: Three-year varsity letterwinner...Played safety and corner...Helped his team to three straight state playoff appearances...Played with nine players that were offered Division I scholarships.



83
EVIDENCE NJOKU
WR • 6-6 • 225 • R-FR.
 CEDAR GROVE, N.J. (WAYNE HILLS)

2017 (True Freshman): Did not see any game action... Member of practice squad before suffering season-ending lower extremity injury midseason.

High School: Consensus three-star prospect by 247Sports, ESPN, Rivals and Scout...One of top recruits in state of New Jersey, ranking No. 10 according to ESPN...Spent three season at Cedar Grove High School before transferring to Wayne Hills as senior...Caught 18 pass for 306 yards and five touchdowns as junior at Cedar Grove...Also excelled on kickoff returns Cedar Grove, totaling 350 yards and four touchdowns during junior season... Finished senior season with more than 400 yards receiving and eight touchdowns...Younger brother of former Hurricane tight end David Njoku...Chose Miami over offers from Georgia, Illinois, Missouri, Oregon and Penn State among others.



95
JOHN O'BOYLE
DL • 6-2 • 252 • R-SR.
 SCRANTON, PA. (FORDHAM)
 (SCRANTON PREP)

Prior to Miami: Spent first four seasons of career at Fordham...Saw action in five games senior year...Appeared in one game during junior year of 2016...Finished with two tackles in final year.

High School: All-Region and All-League selection at Scranton Prep...Also member of basketball team at Scranton Prep.



94

TITO ODENIGBO

DL • 6-3 • 300 • R-SR.

CENTERVILLE, OHIO (ILLINOIS)
(CENTERVILLE)

Prior to Miami: Spent first four seasons of career at Illinois, transferring to Miami for final year of eligibility...Finished career at Illinois with 47 total tackles...Saw action in 10 games with four starts on defensive line in final season (2017), finishing with 29 tackles, 4.5 TFLs and one sack...Tied for second on Fighting Illini in TFLs in final year...Played in 11 games and totaled 15 tackles junior year (2016)...Played in six games as redshirt freshman in 2015.

High School: Three-star defensive line recruit by ESPN.com, Rivals, Scout and 247Sports...Ranked No. 69 defensive end in nation by ESPN.com...Ranked No. 39 player in state of Ohio by ESPN...Had 63 tackles and 11.5 sacks in final season in 2013...Had 43 tackles and nine sacks in junior season (2012)...Two-time Greater Western Ohio Conference (GWOC) first-team selection...Three-year letterwinner in track and field.



41

MICHAEL PARROTT

FB • 5-11 • 240 • SO.

CANTON, N.C. (ALABAMA)
(PISGAH)

2017 (True Freshman): Saw action in five games at fullback...Also served as member of practice squad.

Prior to Miami: Transferred to Miami after spending 2017 spring semester at Alabama.

High School: Three-time All-Western North Carolina Athletic Conference selection...Rushed for career-high 1,244 yards and eight touchdowns in 2016...Had 390 rushing yards and six touchdowns during junior year.



19

SCOTT PATCHAN

DL • 6-6 • 255 • R-JR.

BRADENTON, FLA. (IMG
ACADEMY)

2017 (Redshirt Sophomore): Saw action in five games...Made switch from defensive end to tight end...Saw first extended action at tight end in game against Syracuse (Oct. 21)...Saw action in ACC Championship Game against Clemson (Dec. 2).

2016 (Redshirt Freshman): Saw action in one game as he battled injuries throughout the season...Made career debut against Florida State (Oct. 8).

2015 (True Freshman): Did not see any game action, redshirted to retain eligibility.

High School: Earned four-star rating from ESPN and Rivals.com...Rated as 19th-best defensive end in country by Rivals...As junior in 2013, totaled 8.5 sacks, 56 tackles, and 24 tackles for loss...Saw limited action during 2014 campaign after sustaining season-ending injury in first game of senior season...Comes from loaded football family - father, Matt, played for Miami, winning national titles with the Canes in 1983 and 1987...Older brother, Matt, played for Florida and Boston College...Choose Miami over offers from Florida State, Nebraska, Notre Dame, Ohio State, Penn State and UCLA.

PATCHAN CAREER STATS

DEFENSIVE

YEAR	GP-GS	UT	AT	TT	TFL/Y	SACK	FF/FR	PBU	INT-Y
2017	4-0	1	0	1	0.0/0	0.0/0	0/0	0	0-0
2016	1-0	0	0	0	0.0/0	0.0/0	0/0	0	0-0
Career	5-0	1	0	1	0.0/0	0.0/0	0/0	0	0-0



34

CHARLES PERRY

LB • 6-1 • 230 • SR.

WEST PALM BEACH, FLA.
(ROYAL PALM BEACH)

2017 (Junior): Saw action in nine games before suffering season-ending injury against Notre Dame on Nov. 11...Totalled 15 tackles and one interception...Saw action in season opener against Bethune-Cookman (Sept. 2)...Finished with career-best four tackles (all solo) against Toledo (Sept. 23)...Totalled three tackles (one solo) in win at Duke (Sept. 29)...Saw action at Florida State (Oct. 7)...Posted career-best mark of six tackles (three solo) in win over Georgia Tech (Oct. 14)...Saw action against Syracuse (Oct. 21)...Recorded first interception of career in win at North Carolina (Oct. 28)...Saw action in win over Virginia Tech (Nov. 4)...Had one solo tackle against Notre Dame (Nov. 11) before suffering season-ending injury.

2016 (Sophomore): Played in 12 games and totaled 12 tackles (four solo)...Finished with one forced fumble...Saw action in season opener against Florida A&M (Sept. 3) and recorded one tackle...Saw action against FAU (Sept. 10)...Totalled two tackles in action vs. Appalachian State (Sept. 17)...Had one solo tackle in road win at Georgia Tech (Oct. 1)...Saw action against Florida State (Oct. 8)...Recorded two tackles against North Carolina (Oct. 15)...Had one tackle against Virginia Tech (Oct. 20)...Credited with three tackles and first forced fumble of career at Notre Dame (Oct. 29)...Had one tackle in win over Pittsburgh (Nov. 5)...Recorded one tackle in win at Virginia (Nov. 12)...Saw action in regular season finale win over Duke (Nov. 26)...Saw action in Russell Athletic Bowl victory over West Virginia (Dec. 28).

2015 (True Freshman): Saw action in nine games, largely on special teams...Played increasing snaps as season progressed...Totalled two tackles...Made career debut vs. Bethune-Cookman (Sept. 5)...Had first tackle of career in action vs. Nebraska (Sept. 19)...Played against Clemson (Oct. 24)...Saw time against Virginia (Nov. 7)...Had one tackle at North Carolina (Nov. 14)...Saw action against Georgia Tech (Nov. 21) and Pittsburgh (Nov. 27)...Saw action in the Hyundai Sun Bowl (Dec. 26) against Washington State.

High School: Earned a four-star rating by ESPN...Rated as a Top 300 college prospect by ESPN...Ranked as the 31st-best linebacker in the country by 247Sports...Received a three-star ranking by Rivals.com...Excelled on both sides of the ball, seeing action as a running back and linebacker...Selected First Team All-County by the Sun-Sentinel after he tallied 60 tackles, four sacks and 849 yards rushing as a senior.

C. PERRY CAREER STATS

DEFENSIVE

YEAR	GP-GS	UT	AT	TT	TFL/Y	SACK	FF/FR	PBU	INT-Y
2017	9-0	9	6	15	0.0/0	0.0/0	0/0	0	1-1
2016	12-0	4	8	12	0.0/0	0.0/0	1/0	0	0-0
2015	9-0	1	1	2	0.0/0	0.0/0	0/0	0	0-0
Career	30-0	14	15	29	0.0/0	0.0/0	1/0	0	1-1



5
N'KOSI PERRY
QB • 6-4 • 195 • R-FR.
 OCALA, FLA. (VANGUARD)

2017 (True Freshman): Did not see any game action, redshirted to retain eligibility...Served as member of practice squad.

High School: Widely regarded as one of the most dangerous dual-threat quarterbacks in the nation...Consensus four-star quarterback by 247Sports, ESPN, Rivals and Scout...Rated as the sixth-best quarterback according to 247Sports...Comes to Miami ranked No. 29 in the state of Florida by 247Sports...Ranked No. 84 in the final ESPN300 rankings...Earned a Top 300 PrepStar All-America ranking...Received FHSAA 6A Player of the Year honors...Helped guide Vanguard to an impressive 10-2 overall record during his senior season...Totaled 24 touchdowns and completed 64 percent of his passes during his senior season... Scored 43 total touchdowns with 11 coming on the ground during his junior season...Threw for over 2,000 yards during his junior campaign...Chose Miami over offers from Auburn, Georgia, Tennessee, Florida State and West Virginia.



56
MICHAEL PINCKNEY
LB • 6-1 • 220 • JR.
 JACKSONVILLE, FLA. (RAINES)

2017 ALL-ACC, HONORABLE MENTION

2016 FRESHMAN ALL-AMERICA (several)

2017 (Sophomore): Saw action in all 13 games with 11 starts...Finished third with 68 tackles...Added 11.0 tackles for loss and 3.5 sacks...Had one interception and two pass breakups... Recorded one fumble recovery...Was among Miami's top defensive contributors...All-ACC Honorable Mention recognition... Earned one ACC Linebacker of the Week honor...Posted three tackles (two solo) and 1.0 TFL (three yards) in season opener against Bethune-Cookman (Sept. 2)...Missed first half of game against Wildcats due to targeting penalty incurred in second half of 2016 Russell Athletic Bowl...Started and posted four tackles (two solo) in win over Toledo (Sept. 23)...Delivered dominant performance in start at Duke (Sept. 29), finishing with career-best 10 tackles (five solo), 1.0 sack (11 yards), 1.5 TFLs and first interception of season...Started and had five tackles (two solo) with 0.5 TFLs and one PBU in win at Florida State (Oct. 7)... Finished with two tackles in start against Georgia Tech (Oct. 14)... Delivered dominant performance in win over Syracuse (Oct. 21), finishing with a team-best nine tackles (six solo) and career-high marks in tackles for loss (3.5) and sacks (2.5)...Earned Walter Camp Defensive Player of the Week honors for his performance against Orange...Named ACC Linebacker of the Week after game against Syracuse...Had five tackles (two solo) in win at North Carolina (Oct. 28)...Finished with five tackles in win over Virginia Tech (Nov. 4)...Totaled three tackles (two solo) in win over Notre Dame (Nov. 11)...Finished with six tackles and 1.0 TFL (one yard) in win over Virginia (Nov. 18)...Had three tackles, 2.0 TFLs (five yards) and one fumble recovery at Pittsburgh (Nov. 24)...Had eight total tackles and 0.5 TFLs in start in ACC Championship Game against Clemson (Dec. 2)...Started Capital One Orange Bowl against Wisconsin (Dec. 30) and finished with five tackles (two solo) and one tackle for loss (two yards).


2016 (True Freshman): Delivered dominant freshman season, starting all 13 games and finishing with 61 tackles (33 solo)...Earned Freshman All-America recognition from ESPN, Athlon and Campus Insiders...Totaled 7.5 tackles for loss (29 yards) and 2.5 sacks (19 yards)...Added two pass breakups, two quarterback hurries and one interception...Started and made career debut in season opener against Florida A&M (Sept. 3) and totaled three tackles (two solo)...Led team and tied for game high with nine tackles (six solo) in start vs. FAU (Sept. 10)...Added first 1.5 sacks of career vs. Owls...Started and totaled four tackles in road win at Appalachian State (Sept. 17)...Dominant start against Georgia Tech (Oct. 1) included four tackles (three solo), one sack (eight yards) and first career interception...Added one PBU against Yellow Jackets...Credited with five tackles (four solo), 1.0 TFLs and one PBU against Florida State (Oct. 8)...Totaled six tackles (two solo) and added 1.0 TFLs (two yards) in start against North Carolina (Oct. 15)...Recorded four tackles (three solo) in start at Virginia Tech...Had three solo tackles and 1.0 TFL (one yard) in start at Notre Dame (Oct. 29)...Started and had two tackles and 0.5 TFL in win over Pittsburgh (Nov. 5)...Added four tackles in start at Virginia (Nov. 12)...Started and totaled six tackles (four solo) in win at NC State (Nov. 19)...Totaled seven tackles (one solo) in regular season finale win over Duke (Nov. 26)...Started and finished with four tackles (three solo) and 1.0 TFL (three yards) in Russell Athletic Bowl victory over West Virginia (Dec. 28).

High School: Consensus three-star prospect by ESPN, Rivals, 247Sports and Scout...Enrolled in January 2016...19th-best inside linebacker in nation according to 247Sports...Rated No. 20 inside linebacker nationwide by both ESPN and Rivals... Ranked fifth-best inside linebacker in state of Florida by Scout... Named to Florida Times-Union's Super 24, recognizing top players in region...Two-time All-First Coast selection by Times-Union...Had 85 tackles, 10 tackles for loss, eight sacks and one interception in final season at Raines...Chose Miami over offers from Arkansas, Florida, Louisville, LSU, Nebraska and South Carolina, among others.

PINCKNEY CAREER STATS

DEFENSE

YEAR	GP-GS	UT	AT	TT	TFL/Y	SACK	FF/FR	PBU	INT-Y
2017	13-11	31	37	68	11.0/52	3.5/32	0/1	2	1-0
2016	13-13	33	28	61	7.5/29	2.5/19	0/0	2	1-2
Career	26-24	64	65	129	18.5/81	6.0/51	0/1	4	2-2



88
BRIAN POLENDEY
TE • 6-6 • 245 • SO.
 DENTON, TEXAS (GUYER)

2017 (True Freshman): Saw action in six games, largely on special teams...Served as member of practice squad.

High School: Consensus three-star tight end prospect by 247Sports, ESPN, Rivals and Scout...Ranked No. 11 tight end nationwide by ESPN...Ranked No. 20 tight end in 247Sports' Composite Rankings...Rated No. 27 tight end by Rivals... Born in Eugene, Ore., and grew up in state of Washington... Finished junior year with nine receptions for 117 yards and two touchdowns...Chose Miami over offers from Arkansas, Colorado, Houston and Michigan, among others.




45
CAMDEN PRICE
K • 6-1 • 170 • FR.
 SEVERN, MD. (ARCHBISHOP SPALDING)



6
MARK POPE
WR • 6-1 • 180 • FR.
 MIAMI, FLA. (SOUTHRIDGE)

High School: Consensus four-star prospect by ESPN, 247Sports.com and Rivals.com...Ranked among top 300 recruits by ESPN.com (No. 227)...Selected to 2018 U.S. Army All-American Bowl in San Antonio...Rated No. 5 wide receiver, No. 9 prospect in Florida and No. 28 recruit nationally by Rivals.com...Listed as 11th-best wide receiver prospect in nation and 13th-best player in state of Florida by 247Sports.com...Ranked No. 35 at his position and 227 overall by ESPN.com...Participated in The Opening in summer of 2017...Named to 2017 *Miami Herald* All-Dade First Team...Totaled over 1,000 yards receiving and 12 touchdowns throughout prep career...Hauled in 37 receptions for 619 yards and seven touchdowns during junior season...Registered 117 yards receiving and caught pair of touchdowns in 2017 FHSAA Regional Playoffs against Miami High School...Named to 2016 *Miami Herald* First Team All-Dade Football Team...Was high school teammates with fellow 2018 recruits Daquris Wiggins and Delone Scaife...Chose Miami over offers from Alabama, Auburn, Florida, Georgia, LSU and Nebraska, among others.



55
SHAQ QUARTERMAN
LB • 6-1 • 235 • JR.
 ORANGE PARK, FLA.
 (OAKLEAF)

- 2017 ALL-ACC, SECOND TEAM**
- 2016 FRESHMAN ALL-AMERICA** (several)
- 2016 ALL-ACC, THIRD TEAM** (Coaches)
- 2016 ALL-ACC, HONORABLE MENTION** (ACSMA)

2017 (Sophomore): Started all 13 games at middle linebacker and served as one of Miami's top defensive contributors...Ranked second with 83 total tackles...Added 7.0 tackles for loss and 2.5 sacks...Had five pass breakups and added four quarterback hurries...Had one fumble recovery...Earned second-team All-ACC recognition...Has started all 26 games at middle linebacker since arriving at Miami in January 2016 as midyear enrollee...Started season opener against Bethune-Cookman (Sept. 2) and finished with eight tackles (six solo)...Added 1.0 TFL (one yard) in win over Wildcats...Started and posted four tackles (three solo) in win over Toledo (Sept. 23)...Started and finished with nine tackles (four solo) in start at Duke (Sept. 29)...Finished with six tackles (five solo) and added 1.0 TFL (one yard) in start at Florida State (Oct. 7)...Tied for team lead with eight tackles (four solo) in start against Georgia Tech (Oct. 14)...Started and had four tackles (two solo) and one solo sack in win over Syracuse (Oct. 21)...Had three tackles (two solo) and one solo sack (10 yards) in win at North Carolina (Oct. 28)...Finished with five tackles (three solo) in win over Virginia Tech (Nov. 4)...Had five tackles and two PBUs in win over Notre Dame (Nov. 11)...Started and finished with six total

tackles in win over Virginia (Nov. 18)...Had eight tackles (three solo) and one half-sack at Pittsburgh (Nov. 24)...Led team with 10 total tackles and added 1.5 tackles for loss (three yards) in ACC Championship Game against Clemson (Dec. 2)...Started Capital One Orange Bowl against Wisconsin (Dec. 30) and had seven tackles (three solo) and one tackle for loss (two yards).

2016 (True Freshman): Delivered dominant freshman season, starting all 13 games and finishing second on team with 84 tackles (43 solo)...Earned Freshman All-America recognition from ESPN, Pro Football Focus and 247Sports...Third-team All-ACC selection by ACC coaches and Honorable Mention All-ACC recognition from Atlantic Coast Sports Media Association (ACSMA)...Ranked third on team with 10.0 tackles for loss (39 yards) and finished with 3.5 sacks...Had team-best eight quarterback hurries...Added one pass breakup and scored one defensive touchdown on fumble recovery...Started in career debut against Florida A&M (Sept. 3) and ranked second on team with seven tackles (five solo)...Added 2.5 TFLs totaling two yards against Rattlers...Started and had three tackles (two solo) and 0.5 TFLs (two yards) against FAU (Sept. 10)...Recorded two tackles, including 0.5 TFLs (1 yard), in start at Appalachian State (Sept. 17)...Dominant start against Georgia Tech (Oct. 1) included first career touchdown on 17-yard fumble return...Second on team with eight tackles (five solo) against Yellow Jackets and added 1.0 TFL (three yards)...Totaled four tackles (three solo) in start against Florida State (Oct. 8)...Started and totaled career-high 11 tackles (six solo) and added 1.0 TFLs (three yards) against North Carolina (Oct. 15)...Ranked second on team with eight tackles (two solo) in start against Virginia Tech (Oct. 20)...Had 11-yard tackle for loss against Hokies...Led Miami with eight tackles (five solo) and added one sack (five yards) and one quarterback hurry in start at Notre Dame (Oct. 29)...Had five tackles and credited with two quarterback hurries in start vs. Pittsburgh (Nov. 5)...Started and recorded five tackles, 1.5 TFLs (three yards) and one sack (three yards) in win at Virginia (Nov. 12)...Started and ranked second with eight tackles (seven solo) in win at NC State (Nov. 19)...Tied for second on team with 10 tackles (four solo) and credited with one PBU and two quarterback hurries in regular season finale win over Duke (Nov. 26)...Started and totaled five tackles (three solo) and 1.0 sack (nine yards) in Russell Athletic Bowl victory over West Virginia (Dec. 28).

High School: Consensus four-star prospect by ESPN, Rivals, 247Sports and Scout...U.S. Army All-America Bowl selection...Enrolled in January 2016...Was rated top-10 inside linebacker nationwide by every major scouting service: No. 3 inside linebacker by ESPN, No. 4 by Rivals, No. 7 by 247Sports and No. 8 by Scout...No. 74 overall prospect regardless of position by Rivals...Ranked No. 98 on ESPN300...Rated No. 108 overall prospect regardless of position by 247Sports...Had 101 tackles senior year at Oakleaf and 137 tackles junior season...Earned Florida Times-Union Defensive Player of the Year honors in final year...Recorded eye-popping totals of 412 tackles, 23.5 TFLs, six sacks, two interceptions, four forced fumbles, four fumble recoveries and eight PBUs over four-year varsity career...Chose Miami over offers from Alabama, Auburn, Florida, Georgia, Michigan, Michigan State, Ohio State and Penn State, among others.

QUARTERMAN CAREER STATS

DEFENSIVE

YEAR	GP-GS	UT	AT	TT	TFLY	SACK	FF/FR	PBU	INT-Y
2017	13-13	43	40	80	7.0/19	2.5/12	1/0	4	0-0
2016	13-13	43	41	84	10.0/39	3.5/18	0/1	1	0-0
Career	26-26	86	81	164	17.0/58	6.0/30	1/1	5	0-0



22
SHELDRIK REDWINE
DB • 6-1 • 205 • SR.
MIAMI, FLA. (KILLIAN)

2017 (Junior): Started 12 of 13 games, missing one game due to injury...Among Miami's top contributors on defense... Finished with 59 tackles and 2.5 tackles for loss...Added six pass breakups and two interceptions...Toted 62 interception return yards...Made transition from cornerback to safety during spring practice...Started season opener against Bethune-Cookman (Sept. 2) at safety, finishing with three tackles (two solo)...Started and posted one tackle in win over Toledo (Sept. 23)...Added first fumble recovery of career against Rockets...Tied career mark with seven tackles (four solo) and 0.5 TFLs (one yard) and one PBU in start at Duke (Sept. 29)...Started and had one tackle in win at Florida State (Oct. 7)...Did not play against Georgia Tech (Oct. 14)...Started and had six tackles (five solo) and one PBU in win over Syracuse (Oct. 21)...Had five tackles, 0.5 TFLs and first interception of career in win at North Carolina (Oct. 28)...Finished with six solo tackles and second interception of career in win over Virginia Tech (Nov. 4)...Returned pick 45 yards against Hokies... Started and had two tackles in win over Notre Dame (Nov. 11)... Posted two tackles (one solo) in win over Virginia (Nov. 28)... Finished with career-best 12 tackles (eight solo), one forced fumble and one PBU in start at Pittsburgh (Nov. 24)...Started and posted eight tackles (three solo) and 1.0 tackle for loss (four yards) in ACC Championship Game against Clemson (Dec. 2)... Added one forced fumble against Tigers...Started and finished with six tackles (three solo) and 0.5 TFLs in Capital One Orange Bowl against Wisconsin (Dec. 30).

2016 (Sophomore): Played in 12 games and made five starts...Toted 28 tackles (18 solo)...Forced one fumble and had two pass breakups...Saw action in season opener against Florida A&M (Sept. 3) and totaled two solo tackles...Made first career start against FAU (Sept. 10), recording one tackle and one PBU... Made second start of career against Appalachian State (Sept. 17) and totaled three tackles (two solo)...Added one PBU in road win over Mountaineers...Had two tackles in start at Georgia Tech (Oct. 1)...Registered career-high six tackles (four solo) in start against Florida State (Oct. 8)...Toted two tackles (one solo) in start against North Carolina (Oct. 15)...Had three tackles (one solo) against Pittsburgh (Nov. 5)...Ranked second on team with seven tackles (five solo) in win at Virginia (Nov. 12)...Added first forced fumble of career against Cavaliers...Saw action at NC State (Nov. 19)...Had two tackles (one solo) in regular season finale win over Duke (Nov. 26)...Saw action in Russell Athletic Bowl victory over West Virginia (Dec. 28).

2015 (True Freshman): Among team's top special teams contributors as true freshman...Had 13 total tackles (eight solo)...Saw increased snaps in secondary as season progressed...Made career debut in season opener vs. Bethune-Cookman (Sept. 5)... Recorded first two tackles of career at FAU (Sept. 11)...Saw action vs. Nebraska (Sept. 19), largely on special teams...Played on special teams against Cincinnati (Oct. 1)...Saw action vs. Florida State (Oct. 10)...Had three tackles (two solo) in action vs. Virginia Tech (Oct. 17)...Saw action vs. Clemson (Oct. 24) and at Duke (Oct. 31), largely on special teams...Had career-high four tackles (all solo) in action vs. Virginia (Nov. 7)...Added one tackle at North Carolina (Nov. 14)...Toted one solo tackle vs. Georgia Tech (Nov. 21)...Had one tackle in regular season finale at Pittsburgh (Nov. 27).

High School: Rated as the No. 43 cornerback nationally and No. 56 senior in the state of Florida by 247Sports...As a senior,

he totaled 33 tackles and seven interceptions, including one he returned for a touchdown...Was teammates with fellow Miami junior Jaquan Johnson...Chose Miami over Arkansas, Louisville, Kentucky, USF, Illinois, Indiana and Minnesota.

REDWINE CAREER STATS

DEFENSIVE

YEAR	GP-GS	UT	AT	TT	TFLY	SACK	FF/FR	PBU	INT-Y
2017	12-12	37	22	59	2.5/10	0.5/4	2/1	6	2-62
2016	12-5	18	10	28	0.0/0	0.0-0	1/0	2	0-0
2015	12-0	9	5	14	0.0/0	0.0-0	0/0	0	0-0
Career	36-17	64	37	101	2.5/10	0.5/4	3/1	8	2-62



52
CLEVELAND REED, JR.
OL • 6-3 • 325 • FR.
FORT MEADE, FLA. (FORT MEADE)

High School: Consensus four-star prospect by ESPN.com, 247Sports.com and Rivals.com...Listed as seventh-best offensive guard in nation, 30th-best overall prospect in Florida and 143rd overall recruit nationally by ESPN.com...Listed as 12th-best prospect at position and 48th-best recruit regardless of position in Florida by 247Sports...Selected to 2018 Under Armour All-America Game in Orlando, Fla...Chose Miami over offers from Ohio State, Florida State, Clemson, Florida, LSU, Louisville, Ohio State, Oregon and USC, among others.



82
AHMMON RICHARDS
WR • 6-1 • 205 • JR.
WELLINGTON, FLA. (WELLINGTON)

2016 ALL-ACC SECOND TEAM (ASCMA)

2016 ALL-ACC THIRD TEAM (Coaches)

2016 FRESHMAN ALL-AMERICA (several)

2017 (Sophomore): Saw action in eight games with seven starts before suffering season-ending meniscus injury prior to ACC Championship Game...Caught 24 passes for 439 yards with three receiving touchdowns...Among Miami's top offensive playmakers...Hampered by injuries for most of regular season... Missed first two games of season due to hamstring injury suffered during fall camp...Started and made season debut in win at Duke (Sept. 29), finishing with three receptions for 106 yards and one touchdown...Had 49-yard reception against Blue Devils...100-yard receiving game was fifth of career...Started and had four receptions for 68 yards in win at Florida State (Oct. 7)...Missed game against Georgia Tech (Oct. 14) due to injury...Started and had six catches for 99 yards in win over Syracuse (Oct. 21)... Posted long reception of 31 yards against Orange...Started and had one 11-yard catch in win at North Carolina (Oct. 28)...Caught three passes for 57 yards, including long reception of 42, in win over Virginia Tech (Nov. 4)...Saw action in win over Notre Dame (Nov. 11)...Had four catches for 51 yards and one touchdown in win over Virginia (Nov. 18)...Caught third touchdown pass of season, matching 2016 total, in three-catch, 47-yard performance at Pittsburgh (Nov. 24).

2016 (True Freshman): Delivered dominant freshman season, starting 11 of 13 games and setting Miami freshman

record for receiving yards...Earned Freshman All-America honors from ESPN, Football Writers Association of America, 247Sports and Pro Football Focus...Led team with 934 receiving yards and ranked second with 49 receptions...Finished with three touchdown receptions and averaged 19.1 yards per catch...934 receiving yards led all freshmen nationally, and were sixth-most in single season in UM history...Started season opener against Florida A&M (Sept. 3) and hauled in two passes for 31 yards...Caught first touchdown pass of career vs. Rattlers on 15-yard reception in third quarter...Made second straight start against FAU (Sept. 10) and caught three passes totaling 30 yards...Recorded long catch of 13 yards against Owls...Exploded for 142 yards on four receptions in road win over Appalachian State (Sept. 17)...Caught two passes longer than 60 yards against Mountaineers, including career-long reception of 62...Started and totaled 43 yards on two catches against Georgia Tech (Oct. 1)...Recorded four catches for 58 yards in start against Florida State (Oct. 8)...Had 55 yards on two catches, including 30-yard reception, in start against North Carolina (Oct. 15)...Led team with 78 receiving yards in start at Virginia Tech (Oct. 20)...Caught three passes against Hokies, including long catch of 39 yards...Started and caught three passes totaling 51 yards, including long catch of 24 yards, at Notre Dame (Oct. 29)...Bested own UM true freshman record set in Week 3 with 144-yard performance in win over Pittsburgh (Nov. 5)...Caught eight passes against Panthers, with long catch of 41 yards...Recorded third 100-yard game of career in win at Virginia (Nov. 12)...Caught three passes for 100 yards, including career-long 77-yard touchdown, in start against Cavaliers...Broke Michael Irvin's 31-year-old freshman receiving record with 117 yards in win at NC State (Nov. 19)...Caught career-high nine passes against Wolfpack...Totalled 17 yards on three receptions in regular season finale win over Duke (Nov. 26)...Started and caught three passes for game-high 68 yards, including 51-yard touchdown, in Russell Athletic Bowl victory over West Virginia (Dec. 28).

High School: Earned consensus four-star ranking by ESPN, Rivals, Scout and 247Sports...Competed in 2016 U.S. Army All-American Bowl...Rated as 148th-ranked player in nation, 28th-best receiver and 23rd in-state prospect, according to 247Sports Composite Ratings...Registered 1,278 receiving yards and 14 touchdowns on 73 catches senior year...Finished with 2,722 yards, 39 touchdowns and 144 grabs in three-year high school stretch...Chose Miami over offers from Auburn, Tennessee and Alabama, among others.

RICHARDS CAREER STATS

RECEIVING

YEAR	GP-GS	REC	YDS	AVG	TD	LG
2017	8-7	24	439	18.3	3	49
2016	13-11	49	934	19.1	3	77T
Career	21-18	73	1,373	18.8	6	77T




16

RYAN RIZK

QB • 6-1 • 166 • FR.

BOYNTON BEACH, FLA.
(AMERICAN HERITAGE DELRAY)



12

MALIK ROSIER

QB • 6-1 • 212 • R-SR.

MOBILE, ALA. (FAITH ACADEMY)

2017 (Redshirt Junior): Served as Miami's starting quarterback for all 13 games...Set Miami's single-season "touchdowns responsible for" record with 31, besting Vinny Testaverde's previous record of 30 set during his 1986 Heisman Trophy campaign...Threw for 3,120 yards, which were tenth-most in a single season in Miami history...Had 26 touchdowns and 14 interceptions...Added 468 rushing yards on 131 attempts with five rushing touchdowns...26 touchdown passes were tied with Vinny Testaverde (1986) and Brad Kaaya (2014) for fourth-most in single season in Miami history...Helped lead Miami to 10-3 record and first ACC Coastal Division title in program history...Owns an 11-3 record as starting quarterback at Miami...Named UM's starting quarterback during fall camp...Made first home start of career in season opener against Bethune-Cookman (Sept. 2) and finished 17-for-28 for 217 yards and set a career mark with three touchdown passes...Started in win over Toledo (Sept. 23) and registered career-high marks in completions (27) on 36 attempts...Had 333 passing yards...Tied career mark with three touchdown passes and threw first interception of season...Recorded career-long 55-yard pass and added second rushing touchdown of career against Rockets...Completed first nine passes of game and finished with 270 passing yards and two touchdowns in win at Duke (Sept. 29)...Completed 15 of 26 pass attempts and had one interception against Blue Devils...Added 45 rushing yards and second rushing touchdown of season...Led Miami to win over Florida State (Oct. 7), finishing with 254 passing yards and career high-tying three touchdown passes in victory...Threw one interception against Seminoles in career-high 44 pass attempts...Added 29 rushing yards...Final touchdown pass against Florida State came with six seconds left on game clock and capped nine-play, 75-yard scoring drive...Finished 23-for-37 for 297 yards with one touchdown and no interceptions in win over Georgia Tech (Oct. 14)...Posted 20 rushing yards against Yellow Jackets...Totalled 344 yards on 26-for-43 passing in win over Syracuse (Oct. 21)...Threw two touchdowns and no interceptions...Added 45 rushing yards against Orange to help Miami improve to 4-0 in ACC play for first time ever...Threw for career-high 356 yards and tied career mark with three touchdown passes in win at North Carolina (Oct. 28)...Finished 16-for-38 against Tar Heels...Threw two touchdowns and added one rushing score in win over Virginia Tech (Nov. 4)...Had career-high three interceptions against Hokies but totaled over 300 all-purpose yards, including career-high 84 rushing yards and first reception of career on 17-yard connection with WR Braxton Berrios...Threw for 137 yards on 15-for-24 passing and rushed for 44 yards with one touchdown in win over Notre Dame (Nov. 11)...Tied career mark with three touchdowns and threw for 210 yards in win over Virginia (Nov. 18)...Recorded rushing touchdown for third straight game on 8-yard score in fourth quarter that helped seal win...Threw for 187 yards on 15-of-34 passing with two touchdowns at Pittsburgh (Nov. 24)...Tied Vinny Testaverde's single-season touchdowns responsible for record (30), set during his Heisman Trophy-winning 1986 campaign...Started ACC Championship Game against Clemson (Dec. 2) and finished 14-for-29 passing for 110 yards and two interceptions...Added 19 rushing yards against Tigers...Threw for 203 yards and one touchdown in Capital One Orange Bowl against Wisconsin (Dec. 30).

2016 (Redshirt Sophomore): Served as Miami's backup quarterback, seeing action in three games...Finished 2-for-4

with 32 passing yards...Saw action in season opener against Florida A&M (Sept. 3) and finished 1-for-3 for 15 passing yards... Had 19-yard rushing touchdown against Rattlers...Saw action at Appalachian State (Sept. 17) and had one 17-yard completion... Saw time in regular season finale win over Duke (Nov. 26) and recorded 46-yard rush.

2015 (Redshirt Freshman): Saw action in seven games with one start...Finished season with 338 passing yards and two passing touchdowns...Delivered impressive performance in lone start of season, guiding team to win at Duke (Oct. 31)...Made career debut in season opener vs. Bethune-Cookman (Sept. 5), finished 1-for-4 with 11 passing yards...Completed 13-yard pass in action vs. FAU (Sept. 11)...Had one rush in action vs. Nebraska (Sept. 19)...Saw time vs. Clemson (Oct. 24), finishing 7-for-22 for 42 yards...Made first career start against Blue Devils and delivered brilliant performance, finishing 20-for-29 for 272 yards and two TDs.

2014 (True Freshman): Did not see any game action, redshirted to retain eligibility.

High School: Enrolled in May 2014...First-team Coastal Alabama All-Region as athlete...Was quarterback at Faith Academy...As senior, threw for 1,852 yards and 16 TDs and ran for 1,301 yards and 17 TDs...Played baseball at Miami in 2015.

state honors as wide receiver in 2016...Caught 28 passes for 467 yards and nine touchdowns in 2016...Tallied 44 tackles during his 2016 season...Chose Miami over offers from Georgia, LSU, Oregon, and USC, among others.



51
DJ SCAIFE, JR.
OL • 6-3 • 300 • FR.
MIAMI, FLA. (SOUTHRIDGE)

High School: Consensus four-star prospect by ESPN.com, 247Sports.com and Rivals.com...Rated as sixth-best offensive tackle, 14th-best player in Florida and 61st-best recruit nationally by Rivals.com...Ranked fifth-best guard and 25th-best player in Florida by 247Sports.com...Rated No. 11 player at position, No 49 in Florida and No. 218 overall by ESPN.com...Selected to 2018 Under Armour All-America Game in Orlando, Fla...Named to 2017 Miami Herald All-Dade First Team...Was named offensive line MVP at Rivals Five-Star Challenge camp in Indianapolis...Helped pave way to allow Southridge running backs to rush for more than 4.0 yards per carry...Participated in The Opening in summer of 2017...Was high school teammates with fellow 2018 recruits Mark Pope and Daquris Wiggins...Chose Miami over offers from NC State, Syracuse and UCF, among others.

ROSIER CAREER STATS

PASSING

YEAR	GP-GS	COMP	ATT	YDS	PCT	TD	INT	LG
2017	13-13	224	415	3,120	54.0	26	14	78T
2016	3-0	2	4	32	33.3	0	0	17
2015	7-1	29	57	338	50.9	2	3	33
Career	23-14	255	476	3,490	53.6	28	17	78T

RUSHING

YEAR	GP-GS	ATT	GAIN	LOSS	NET	AVG	TD	LG
2017	13-13	131	619	151	468	3.6	5	36
2016	3-0	2	65	0	65	32.5	1	46
2015	7-1	14	29	31	-2	-0.1	0	6
Career	23-14	147	713	182	531	3.6	6	46

RECEIVING

YEAR	GP-GS	REC	YDS	AVG	TD	LG
2017	13-13	1	17	17.0	0	17
2016	3-0	0	0	0.0	0	--
2015	7-1	0	0	0.0	0	--
Career	23-14	1	17	17.0	0	17



15
GREGORY ROUSSEAU
DL • 6-6 • 250 • FR.
COCONUT CREEK, FLA.
(CHAMPAGNAT CATHOLIC)

High School: Rated four-star prospect by Rivals.com...Listed as three-star recruit by 247Sports.com and ESPN.com...Rated as 15th-best athlete in country by Rivals.com...Named to 2017 Miami Herald All-Dade First Team...Saw significant action on both sides of ball...Helped guide Champagnat Catholic to 9-2 record and second Class 2A state title in school history...Anchored defense which limited University Christian to just 233 total yards in state championship...As senior, tallied 80 tackles and 10 sacks – including nine tackles and three sacks in state championship game...Was named to 2016 Miami Herald First Team All-Dade Football Team...Earned Second Team all-



68
MICHAEL SCIBELLI
DL • 6-1 • 292 • FR.
OCEANSIDE, N.Y. (OCEANSIDE)



1
NESTA JADE SILVERA
DL • 6-2 • 305 • FR.
PEMBROKE PINES, FLA.
(PLANTATION AMERICAN HERITAGE)

High School: Widely regarded as one of nation's best defensive lineman...Rated as consensus four-star prospect by ESPN.com, 247Sports.com and Rivals.com...Listed as third-best defensive tackle, 14th-best prospect in Florida and No. 50 overall prospect in country by ESPN.com...Ranked No. 2 at position, No. 11 in Florida and No. 54 nationally by 247Sports.com...Rated ninth-best defensive tackle and 26th-best player in Florida by Rivals.com...Helped guide Plantation American Heritage to back-to-back Class 5A state championships and 27 straight wins...Had dominant performance in state final, recovering fumble, scoring touchdown, registering one tackle and one sack...Selected to 2018 U.S. Army All-American Bowl in San Antonio...Named to 2017 Sun Sentinel All-Broward First Team...Anchored defensive line with team-best 79 tackles, 25 tackles for loss and 12 sacks in 2017...Participated in The Opening in summer of 2017...Chose Miami over offers from Alabama, Florida State, Georgia, Auburn, Florida, Tennessee, Ohio State, Penn State and TCU, among others.



25

DERRICK SMITH

DB • 6-2 • 215 • SO.

JACKSONVILLE, FLA. (TRINITY CHRISTIAN)

2017 (True Freshman): Saw action in all 13 games...Totaled 13 tackles (10 solo) and one tackle for loss...Made career debut in season opener against Bethune-Cookman (Sept. 2)...Saw action against Toledo (Sept. 23) and at Duke (Sept. 29)...Saw action in win at Florida State (Oct. 7)...Posted first two tackles of career (both solo) in win over Georgia Tech (Oct. 14)...Had three solo tackles in win over Syracuse (Oct. 21)...Saw action at North Carolina (Oct. 28)...Lone tackle against Virginia Tech (Nov. 4) was first tackle for loss of career (two yards)...Saw action in wins over Notre Dame (Nov. 11) and Virginia (Nov. 18)...Saw time at Pittsburgh (Nov. 24)...Finished with career-best six tackles (four solo) in ACC Championship Game against Clemson (Dec. 2)...Had one tackle in Capital One Orange Bowl against Wisconsin (Dec. 30).

High School: Consensus three-star prospect by 247Sports, ESPN, Rivals and Scout...Listed as the 76th-best prospect at his position by ESPN...Listed as the 124th-best recruit in the state of Florida by 247Sports...Helped guide Trinity Christian Academy to an 11-3 record...Chose Miami over offers from USC, Mississippi State, North Carolina, Kentucky and Cincinnati

D. SMITH CAREER STATS

DEFENSIVE

YEAR	GP-GS	UT	AT	TT	TFL/Y	SACK	FF/FR	PBU	INT-Y
2017	13-0	10	3	13	1.0/2	0.0/0	0/0	0	0-0
Career	13-0	10	3	13	1.0/2	0.0/0	0/0	0	0-0



35

MIKE SMITH

LB • 6-1 • 230 • R-SR.

MIAMI, FLA. (NORTHWESTERN)

2017 (Redshirt Junior): Saw action in all 13 games...Finished with 23 tackles and 0.5 tackles for loss...Made first start of career against Bethune-Cookman (Sept. 2) and finished with one solo tackle...Saw action against Toledo (Sept. 23) and had one solo tackle...Finished with one solo tackle in win at Duke (Sept. 29)...Saw action at Florida State (Oct. 7)...Posted career-high six tackles (four solo) and 0.5 TFLs in win over Georgia Tech (Oct. 14)...Posted two total tackles (one solo) in win over Syracuse (Oct. 21)...Had four tackles (two solo) in win at North Carolina (Oct. 28)...Finished with two solo tackles in win over Virginia Tech (Nov. 4)...Totaled two tackles in win against Notre Dame (Nov. 11)...Posted one solo tackle in win over Virginia (Nov. 18)...Saw action at Pittsburgh (Nov. 24)...Had one tackle in ACC Championship Game against Clemson (Dec. 2)...Had two tackles in Capital One Orange Bowl against Wisconsin (Dec. 30).

2016 (Redshirt Sophomore): Played in all 13 games and totaled 11 tackles (five solo)...Had one interception...Made season debut against Florida A&M (Sept. 3) and recorded three tackles (one solo)...Saw action against FAU (Sept. 10)...Totaled three tackles and recorded first career interception in road win at Appalachian State (Sept. 17)...Saw action against Georgia Tech (Oct. 1)...Totaled two solo tackles against Florida State (Oct. 8)...

Competed against North Carolina (Oct. 15)...Had one tackle at Virginia Tech (Oct. 20)...Saw action at Notre Dame (Oct. 29) and against Pittsburgh (Nov. 5)...Had two tackles and 0.5 TFLs in win at Virginia (Nov. 12)...Saw action at NC State (Nov. 19) and in regular season finale win over Duke (Nov. 26)...Played in Russell Athletic Bowl victory over West Virginia (Dec. 28).

2015 (Redshirt Freshman): Saw increased time as the season progressed...Played in six games and totaled seven tackles...Made first two tackles of career vs. Virginia Tech (Oct. 17)...Added two tackles against Clemson (Oct. 24)...Totaled two tackles against Virginia (Nov. 7)...Saw action at Pittsburgh (Nov. 27)...Recorded one stop in the Hyundai Sun Bowl (Dec. 26) against Washington State.


2014 (True Freshman): Did not see any game action, redshirted to retain eligibility.

High School: First-team All-Dade as senior by *Miami Herald*... Recorded 42 tackles, seven sacks and 51 hurries as senior...Added 73 tackles and 18 sacks as junior in 2012.

M. SMITH CAREER STATS

DEFENSIVE

YEAR	GP-GS	UT	AT	TT	TFL/Y	SACK	FF/FR	PBU	INT-Y
2017	12-1	12	9	21	0.5/1	0.0/0	0/0	0	0-0
2016	13-0	5	6	11	0.5/1	0.0/0	0/0	0	1-3
2015	6-0	4	3	7	0.0/0	0.0/0	1/0	0	0-0
Career	31-1	21	18	39	1.0/2	0.0/0	1/0	0	1-3



43

JACK SPICER

P • 6-3 • 220 • R-JR.

ESTERO, FLA. (FLORIDA)
(ESTERO)

2017 (Redshirt Sophomore): Served as Miami's primary holder for entire season...Recorded first two punts of Miami career in ACC Championship Game against Clemson (Dec. 2), averaging 42.5 yards with long punt of 51.

2016 (Redshirt Freshman): Did not see any game action, member of practice squad.

Prior to Miami: Spent freshman season at Florida...Did not see any game action, redshirted to retain eligibility.

High School: Averaged 37.4 yards per punt during prep career while gathering *All-Daily News* First-Team accolades as tight end at Estero.



78

TYREE ST. LOUIS

OL • 6-5 • 315 • SR.

TAMPA, FLA. (IMG ACADEMY)

2017 (Junior): Started all 13 games at right tackle...Extended streak to 21 straight starts by season's end...Started season opener at right tackle and helped lead offense to 550-yard performance against Bethune-Cookman (Sept. 2)...Made second straight start of season at right tackle in win over Toledo (Sept. 23) that included 587 yards of total offense and 254 rushing yards...Started at right tackle in win at Duke (Sept. 29), where Miami piled up 409 yards of offense...Started at right tackle in win at Florida State (Oct. 7)...Helped lead offense to 481-yard performance,

including 184 rushing yards, in start at right tackle against Georgia Tech (Oct. 14)...Started at right tackle and helped lead team to win over Syracuse (Oct. 21), with Hurricanes piling up 480 offensive yards...Made start at right tackle and helped offense gain 415 total yards in win at North Carolina (Oct. 28)...Helped power Miami to win over Virginia Tech (Nov. 4) with start at right tackle, leading offense to 429-yard performance including 210 rushing yards... Played important role in win over Notre Dame (Nov. 11), starting at right tackle and helping guide offense to 374 yards, including 237 rushing yards...Started at right tackle against Virginia (Nov. 18)...Started at right tackle at Pittsburgh (Nov. 24) and in ACC Championship Game against Clemson (Dec. 2)...Started at right tackle in Capital One Orange Bowl against Wisconsin (Dec. 30).

2016 (Sophomore): Started final eight games of season at right tackle...Offense averaged 425.9 yards per game...Saw action in season opener against Florida A&M (Sept. 3)...Made first career start at right tackle and helped lead Miami to 363 yards against North Carolina (Oct. 15)...Made second straight start at right tackle at Virginia Tech (Oct. 20)...Started at right tackle at Notre Dame (Oct. 29)...Helped lead offense to 534-yard performance in win over Pittsburgh with start at right tackle (Nov. 5)...Made fifth straight start at right tackle in win at Virginia (Nov. 12), helping lead offense to 450-yard performance, including 222 rushing yards...Made straight start at right tackle in win at NC State (Nov. 19), guiding Miami to 415 total yards of offense... Started seventh straight game at right tackle in regular season finale win over Duke (Nov. 26), helping lead offense to 568-yard performance...Started at right tackle in Russell Athletic Bowl victory over West Virginia (Dec. 28), helping lead offense to 363 yards and 31 points.

2015 (True Freshman): Saw action largely on special teams in first season.

High School: Consensus four-star recruit by 247Sports, Rivals, Scout and ESPN...Rated as an ESPN300 prospect... Ranked as the ninth-best offensive lineman in the state of Florida by ESPN...Attended the Nike Football Training Camp in Orlando prior to his senior season...Was honored as the MVP of the offensive line group at the Rivals Camp Series in Orlando in March...Chose Miami over offers from Florida, Kentucky, Tennessee and USC.



17
WAYMON STEED
LB • 5-11 • 220 • R-FR.
MIAMI, FLA. (CENTRAL)

2017 (True Freshman): Did not see any game action, redshirted to retain eligibility...Served as member of practice squad.

High School: Consensus-three-star linebacker prospect by 247Sports, ESPN, Rivals and Scout...Ranked No. 21 inside linebacker nationwide by Rivals...Rated No. 13 inside linebacker in Top247 Rankings and No. 25 inside linebacker on 247Sports' Composite Rankings... Suffered torn ACL during senior year... Missed junior season with shoulder injury...Finished sophomore season at Central with 83 tackles, leading team to state championship...High school teammate of fellow early enrollee Navaughn Donaldson at Miami Central...Chose Miami over offers from Colorado, LSU and NC State, among others.



41
DARIAN STEPHENSON
LB • 6-1 • 203 • R-FR.
MIAMI, FLA. (WESTMINSTER
CHRISTIAN)

High School: Played three years of varsity football...As junior, recorded 60 tackles, seven tackles for loss, six sacks, three forced fumbles, one fumble recovery and an interception...Was named All-Dade honorable mention by *Miami Herald* following 2015 season.



4
JEFF THOMAS
WR • 5-10 • 180 • SO.
EAST ST. LOUIS, ILL. (EAST ST.
LOUIS)

2017 (True Freshman): Saw action in all 13 games with four starts...Hauled in 17 passes for 374 yards with two touchdowns...22.0 yards-per-reception was best mark on team... Had longest reception of any Hurricane all season, 78-yard touchdown catch against North Carolina (Oct. 28)...Served as Miami's primary kickoff returner and averaged 21.6 yards per return on 32 returns...Saw action in season opener against Bethune-Cookman (Sept. 2) and served as primary kickoff returner...Totaled 65 return yards on three kickoffs, including long return of 31 yards...Had one catch vs. Wildcats...Finished with 69 kickoff return yards, including long return of 29, in win over Toledo (Sept. 23)...Recorded one catch and had one kickoff return in win at Duke (Sept. 29)...Had two catches for 11 yards in win at Florida State (Oct. 7)...Hauled in career-long 70-yard reception and finished with two catches for 78 yards against Georgia Tech (Oct. 14)...Posted two catches for 61 yards and one touchdown in win against Syracuse (Oct. 21)...Recorded first touchdown of career on 48-yard reception against Orange...Added career-best 122 kick return yards against Syracuse...Made first start of career at North Carolina (Oct. 28) and finished with career-high totals of three catches and 101 yards, including 78-yard touchdown...100-yard receiving game was first of career...Started against Virginia Tech (Nov. 4)...Caught two passes for 24 yards in start against Notre Dame (Nov. 11)...Made one 33-yard catch in win over Virginia (Nov. 18)...Totaled 90 kickoff return yards on four returns at Pittsburgh (Nov. 24)...Had one 20-yard reception and totaled 106 kickoff return yards in ACC Championship Game against Clemson (Dec. 2)...Started and had 48-yard reception in Capital One Orange Bowl against Wisconsin (Dec. 30).

High School: Consensus four-star wide receiver prospect by 247Sports, ESPN, Rivals and Scout...Rated as No. 1 player in state of Illinois...Listed as sixth-rated wide receiver and No. 2 player in state of Illinois by 247Sports...Ranked No. 55 in final ESPN300 rankings... Took part in The Opening in 2016...Starred in 2017 Under Armour All-America Game and posted game records of 148 yards receiving and two touchdowns...Selected to Top 150 PrepStar All-America Dream Team...Was three-year starter in high school...Finished career with 177 receptions for 3,532 yards and 41 touchdowns...Helped guide East Saint Louis High School to perfect 14-0 season and first Illinois State Championship in eight years...Hauled in pair of touchdowns in the state championship...Caught 50 passes for 1,101 yards and 13 touchdowns as senior...Coached by Darren Sunkett at East Saint Louis High School...Chose Miami over offers from Louisville, Oregon, Illinois, Michigan and Alabama among others.

THOMAS CAREER STATS

RECEIVING

YEAR	GP-GS	ATT	YDS	AVG	TD	LG
2017	13-4	17	374	22.0	2	78T
Career	13-4	17	374	22.0	2	78T

RUSHING

YEAR	GP-GS	ATT	YDS	AVG	TD	LG
2017	13-4	1	4	4.0	0	4
Career	13-4	1	4	4.0	0	4

KICKOFF RETURNS

YEAR	G-GS	RET	YDS	AVG	TD	LG
2017	13-4	32	691	21.6	0	38
Career	13-4	32	691	21.6	0	38



49

SHAWN WALKER

LB • 6-2 • 217 • R-SO.

FORT LAUDERDALE, FLA.
(CARDINAL GIBBONS)

2017 (Redshirt Freshman): Did not seen any game action, served as member of practice squad.

2016 (True Freshman): Did not see any game action, redshirted to retain eligibility...Member of practice squad.

High School: Two-year starter...Two-year varsity letter winner...Led the team with nine sacks as a senior...Competed in the Florida State wrestling tournament as a junior, competing at heavyweight, while weighing just 200 pounds.



17

CADE WELDON

QB • 6-3 • 220 • R-FR.

TAMPA, FLA. (THOMAS
JEFFERSON)

2017 (True Freshman): Did not see any game action, redshirted to retain eligibility...Served as member of practice squad.

High School: Consensus three-star pro-style quarterback prospect by 247Sports, ESPN, Rivals and Scout...Ranked No. 19 pro-style quarterback nationwide by Rivals...Rated No. 23 pro-style quarterback by ESPN...Totaled 3,135 passing yards and 19 touchdowns in senior year...Threw for over 2,100 yards with 20 touchdowns in sophomore year at Jefferson...Father Casey was 1991 Heisman Trophy runner-up under then-Florida State offensive coordinator Mark Richt...Chose Miami over offers from Kentucky, South Carolina and Wake Forest, among others.



8

DEE WIGGINS

WR • 6-3 • 195 • FR.

MIAMI, FLA. (SOUTHRIDGE)

High School: Rated as four-star prospect by ESPN.com... Earned three-star rating from 247Sports.com and Rivals.com... Ranked No. 71 wide receiver in country and No. 72 overall player in Florida by ESPN.com...Rated as 76th-best wide receiver nationally and 78th-best prospect in state of Florida by 247Sports.com...Listed as No. 65 player at position by Rivals.com...Named 2017 *Miami Herald* All-Dade honorable mention...High school teammates with fellow 2018 recruits Mark Pope and Delone Scaife...Played two seasons at Killian High School with Hurricane defensive backs Jaquan Johnson and Sheldrick Redwine... Scored four touchdowns and had nearly 300 yards receiving over final two seasons of prep career...Named 2016 *Miami Herald* All-Dade Honorable Mention...Chose Miami over offers from Georgia, Alabama and Florida, among others.



11

DE'ANDRE WILDER

LB • 6-3 • 212 • SO.

OPA LOCKA, FLA. (CAROL
CITY)

2017 (True Freshman): Saw action in 12 of 13 games in first season...Finished with 10 total tackles...Made career debut in season opener against Bethune-Cookman (Sept. 2) and had one solo tackle...Saw action in win over Toledo (Sept. 23)... Totaled two tackles (one solo) in win at Duke (Sept. 29)...Saw action in win over Georgia Tech (Oct. 14)...Had one solo tackle in win over Syracuse (Oct. 21)...Saw time at North Carolina (Oct. 28)...Finished with one tackle in wins over Virginia (Nov. 4), Notre Dame (Nov. 11) and Virginia (Nov. 18)...Saw action at Pittsburgh (Nov. 24)...Had one tackle in ACC Championship Game against Clemson (Dec. 2)...Had two tackles in Capital One Orange Bowl against Wisconsin (Dec. 30).

High School: Earned four-star ranking by ESPN...Listed as 22nd-best prospect at his position by ESPN...Rated as four-star prospect by Rivals...Listed as 26th-best linebacker and 40th-best prospect in state by Rivals...Earned three-star rating from 247Sports...Named *Miami Herald* Second Team All-Dade... Helped guide Carol City to the 6A Florida State High School Championship...Choose Miami over offers from Georgia, USF, Florida, LSU, Louisville and Alabama.

WILDER CAREER STATS

DEFENSIVE

YEAR	GP-GS	UT	AT	TT	TFL/Y	SACK	FF/FR	PBU	INT-Y
2017	12-0	6	4	10	0.0/0	0.0/0	0/0	0	0-0
Career	12-0	6	4	10	0.0/0	0.0/0	0/0	0	0-0



15 JARREN WILLIAMS

QB • 6-2 • 210 • FR.
LAWRENCEVILLE, GA.
(CENTRAL GWINNETT)

High School: Consensus four-star prospect by ESPN.com, 247Sports.com and Rivals.com...Consensus top-10 quarterback by all three major scouting services...Listed as nation's No. 6 dual-threat passer and No. 17 overall recruit in Georgia by ESPN.com...Rated as No. 7 dual-threat QB and No. 10 prospect in state of Georgia by 247Sports.com...Ranked No. 8 dual-threat quarterback and No. 12 recruit in Georgia by Rivals.com...Was named to 2017 Elite 11 roster - nation's premier quarterback competition...Ranked among top-300 recruits by ESPN.com... Selected to 2018 U.S. Army All-American Bowl in San Antonio... Completed 61 percent of passes during senior campaign and threw for more than 3,000 yards and 28 touchdowns with just four interceptions...Rushed for 554 yards and scored 10 touchdowns during final season at Central Gwinnett...Participated in The Opening in summer of 2017...Received offers from 28 institutions...Chose Miami over offers from Ohio State, Auburn, Kentucky, Alabama, Arizona State, Florida, Georgia, Louisville, LSU and Ohio State, among others.



9 GERALD WILLIS III

DL • 6-4 • 300 • R-SR.
NEW ORLEANS, LA. (FLORIDA)
(EDNA KARR)

2017 (Redshirt Junior): Did not see any game action, served as member of practice squad.

2016 (Redshirt Sophomore): Saw action in nine games and totaled 19 tackles (13 solo)...Had 5.5 tackles for loss (18 yards) and 1.5 sacks (eight yards)...Added two pass breakups and one quarterback hurry...Made Miami debut against FAU (Sept. 10) and recorded two solo tackles, both for loss...Had 2.0 TFLs against Owls totaling seven yards, including first sack of college career (three yards)...Totaled three tackles (two solo) with 1.5 TFLs (3 yards) in road win at Appalachian State (Sept. 17)...Had four solo tackles and 1.0 TFL (two yards) in road win at Georgia Tech (Oct. 1)...Totaled two tackles and one half-sack against Florida State (Oct. 8)...Added one solo tackle against Pittsburgh (Nov. 5)...Had one tackle in win at Virginia (Nov. 12)...Totaled two tackles (one solo) and 0.5 TFLs in win at NC State (Nov. 19)...Had three tackles (one solo) and two PBUs in regular season finale win over Duke (Nov. 26).

2015 (Sophomore): Forced to sit out season due to NCAA transfer rules.


Before Miami: Played in eight games as a true freshman at Florida in 2014 and recorded 14 total tackles...Also had two hurries.

High School: Played in the 2014 Under Armour All-American Game...Named 2013 First-Team All-USA by *USA Today* and MaxPreps Second Team All-American...Named All-Metro and District 9-4A Defensive Player of the Year as both a junior and senior...Led Edna Karr to four-consecutive Class 4A state finals.

WILLIS III CAREER STATS

DEFENSIVE

YEAR	GP-GS	UT	AT	TT	TFL/Y	SACK	FF/FR	PBU	INT-Y
2016	9-0	13	6	19	5.5/18	1.5/8	0/0	2	0-0
2014	8-0	6	8	14	0.5/1	0.0/0	1/1	0	0-0
Career	17-0	19	14	33	6.0/19	1.5/8	1/1	2	0-0



59 SAM YORK

LS • 6-1 • 208 • R-SR.
MARBLEHEAD, MASS. (OHIO STATE) (MARBLEHEAD)

2017 (Redshirt Junior): Did not see any game action, served as member of practice squad.

2016 (Redshirt Sophomore): Did not see any game action, served as member of practice squad.

2015 (Redshirt Freshman): Did not see any game action, member of practice squad.

Prior to Miami: Three-year letterwinner...Selected as ProKicker Third Team All-American as a senior in 2013.



COACHES & STAFF

Head Coach Mark Richt.....	43-47
Assistant Coaches.....	48-58
Football Support Staff.....	59-66



MARK RICHT

HEAD COACH | THIRD SEASON AT MIAMI (18TH OVERALL) | 164-58 (.739)

In just two seasons as head coach, Mark Richt has made an indelible impact on his alma mater's football program -- both on and off the field.

Richt has posted a 19-7 record over those two seasons, the third best start in Miami history, and a stretch that included a 15-game winning streak -- UM's longest since 2002. The Hurricanes won 10 games in 2017, climbing as high as second in the College Football Playoff rankings. Miami captured the Atlantic Coast Conference's Coastal Division for the first time in its history and earned an invitation to the Capital One Orange Bowl for the first time in 13 years. Richt won 2017 ACC Coach of the Year honors and was also named the 2017 Walter Camp Coach of the Year.

The Hurricanes ranked first in team sacks per game (3.38), and ranked third the nation in turnovers forced in 2017 (31). Junior quarterback Malik Rosier accounted for 31 total touchdowns, breaking Vinny Testaverde's single-season school record, and helping Miami rank 15th in the nation in red zone offense (90.7 percent). Junior defensive back Jaquan Johnson had a breakout season, leading the team with 96 tackles, picking off four passes and earning ACC Defensive Back of the Week honors three times. Overall, 10 Hurricanes earned All-ACC honors, including kicker Michael Badgley, who was named first-team All-ACC.

Off the field, Richt has energized the program, from supporting the fundraising efforts for the Carol Soffer Football Indoor Practice Facility to launching The U Network, which assists former Hurricanes in networking and career placement after their playing careers have concluded. Miami was one of three schools, along with Stanford and Northwestern, to earn the 2016 American Football Coaches Association (AFCA) Academic Achievement Award. In addition, the Hurricanes ranked first among all FBS programs in 2016 in the NCAA Team Works Helper Helper Community Service Competition, and helped Miami finish first among Division I schools overall in 2018.

Richt was named the University of Miami's 24th head football coach on Dec. 4, 2015. His hiring provided immediate dividends as the Hurricanes posted a 9-4 record in his first season in Coral Gables. Miami then defeated West Virginia, 31-14, in the Russell Athletic Bowl for the program's

first bowl victory in 10 years. The Hurricanes were ranked No. 20 in the final Associated Press poll and No. 23 in the final Amway Coaches Poll -- the program's first season-ending rankings since 2009.

Miami had 10 players earned ACSMA All-ACC honors in 2016, while quarterback Brad Kaaya became Miami's all-time passing yards leader. Freshman wide receiver Ahmmon Richards broke the 31-year-old freshman receiving record at Miami originally set by Michael Irvin, while sophomore running back Mark Walton became the 11th 1,000-yard rusher in program history.

Six Hurricanes were selected in the 2018 NFL Draft. Nine Hurricanes were selected in the 2017 NFL Draft, the most for Miami since 2006, including first-round pick David Njoku to the Cleveland Browns. Richt has had 99 of his players drafted as a head coach, including 14 first-round picks.

Richt, born in Omaha, Neb., and raised in Boca Raton, Fla., returned to his alma mater after leading the University of Georgia football program for the previous 15 years. He compiled a 145-51 overall record and an 85-40 mark in Southeastern Conference play. Georgia won two SEC championships, six SEC East titles and nine bowl games under Richt, and finished the season in the Associated Press Top-10 rankings seven times.

Richt's 164 career wins rank fourth among active FBS head coaches and his .744 winning percentage ranks as the seventh best among current FBS coaches with at least five years of experience. Richt is one of only seven head coaches in SEC history to record four straight 10-win seasons (2002-05).

Richt coached some of the greatest quarterbacks in Georgia history, including David Greene, a four-year starter who left Athens as the then-winningest quarterback in NCAA history with 42 career wins. Aaron Murray, also a four-year starter, is the SEC's all-time leader in passing yards (13,166) and touchdown passes (121). Matthew Stafford threw for 3,459 yards and 25 touchdowns (then a school record) as a junior for the Bulldogs.

Overall, four of Georgia's quarterbacks under Richt were drafted -- Greene (Seattle), Murray (Kansas City), D.J. Shockley (Atlanta), and Staf-



ford, who was the top overall pick in the draft in 2009 by the Detroit Lions.

During his tenure in Athens, 85 of Richt's players were selected in the NFL Draft, including eight chosen in the 2002 and 2013 NFL Drafts – the most Georgia players ever selected in a single year. Richt also placed a strong emphasis on academics as 292 Georgia players earned their degrees during his tenure.

In 2016, Richt was named the first-ever honorary head coach of the Allstate AFCA Good Works Team for his commitment to giving back to others. In 2013, Richt received the Stallings Award given for commitment to humanitarian and community service efforts, and in 2010, he was named to the AFCA Board of Trustees.

Before his arrival at Georgia, Richt spent 11 seasons at Florida State, the last seven as the offensive coordinator. In his time in Tallahassee, the Seminoles finished in the nation's top five in scoring offense on five occasions, top 12 in total offense five times and top 12 in passing offense five times. FSU won two national championships (1993, 1999) and played for the national championship in 2000. The 2000 team finished the regular season ranked first nationally in total offense (549.0 ypg), first in passing offense (384.0 ypg), and third in scoring offense (42.4 ppg). Richt launched his coaching career at Florida State, first as a graduate assistant from 1985-86 and then

as a volunteer assistant from 1987-88. He spent the 1989 season as the offensive coordinator at East Carolina before returning to FSU as the quarterbacks coach.

Richt coached two quarterbacks to the Heisman Trophy – Charlie Ward in 1993 and Chris Weinke in 2000. Quarterback Casey Weldon finished runner-up for the Heisman in 1991 under his tutelage. He also sent six FSU quarterbacks into the NFL between 1987 and 2000. Brad Johnson (now Richt's brother-in-law) was a Pro Bowl selection for Washington in 2000 and led the Tampa Bay Buccaneers to a Super Bowl triumph in 2003. Other Richt pro protégés included Danny Kanell (New York Giants), Danny McManus (Kansas City Chiefs), Peter Tom Willis (Chicago Bears), Weinke (Carolina Panthers) and Weldon (Tampa Bay Buccaneers).

Richt played quarterback for the Hurricanes under legendary head coach Howard Schnellenberger. He spent most of his career at Miami as a backup to Pro Football Hall of Famer and former Buffalo Bills star Jim Kelly. In one of Richt's years at Miami, his teammates included Kelly, Testaverde and Bernie Kosar, as well as quarterbacks coach Earl Morrall.

Richt is married to the former Katharyn Francis of Tallahassee. The couple has four children – Jonathan, David, Zach, and Anya. Jon, the Miami quarterbacks coach, was married to the former Anna Cearley in May 2010. They have two daughters, Jady and Zoe.

COACHES & STAFF





YEAR-BY-YEAR HEAD COACHING RECORD

Year	OVERALL			CONFERENCE			Finish	BOWL
	W	L	PCT.	W	L	PCT.		
2001	8	4	.667	5	3	.625	T-3rd/East	Music City (L)
2002	13	1	.929	7	1	.875	1st/Champs	Sugar (W)
2003	11	3	.786	6	2	.750	T-1st/East	Capital One (W)
2004	10	2	.833	6	2	.750	2nd/East	Outback (W)
2005	10	3	.769	6	2	.750	1st/Champs	Sugar (L)
2006	9	4	.692	4	4	.500	T-3rd/East	Chick-fil-A (W)
2007	11	2	.846	6	2	.750	T-1st/East	Sugar (W)
2008	10	3	.769	6	2	.750	2nd/East	Capital One (W)
2009	8	5	.615	4	4	.500	T-2nd/East	Independence (W)
2010	6	7	.462	3	5	.375	3rd/East	Liberty (L)
2011	10	4	.714	7	1	.875	1st/East	Outback (L)
2012	12	2	.857	7	1	.875	T-1st/East	Capital One (W)
2013	8	5	.615	5	3	.625	3rd/East	Gator (L)
2014	10	3	.769	6	2	.750	2nd/East	Belk (W)
2015	9	3	.750	5	3	.625	2nd/East	--
2016	9	4	.636	5	3	.571	T-2nd/Coastal	Russell Athletic (W)
2017	10	3	.769	7	1	.875	1st/Coastal	Capital One Orange (L)
Total	164	58	.739	95	41	.699		

THE RIGHT FILE

Hometown: Boca Raton, Fla.
College: University of Miami, '82
Birthdate: Feb. 18, 1960
Wife: Katharyn Francis
Children: Jon, David, Zach, Anya

Florida State (Graduate Assistant), 1985-86
Florida State (Volunteer Assistant), 1987-88
East Carolina (Offensive Coordinator), 1989
Florida State (QBs), 1990-93
Florida State (Offensive Coordinator/QBs), 1994-2000
Georgia (Head Coach), 2001-2015
Miami (Head Coach), 2016-present



BOWL GAMES AS HEAD COACH (27)

Bowl	Team
2017 Capital One Orange Bowl	Miami (FL)
2016 Russell Athletic Bowl	Miami (FL)
2014 Belk Bowl	Georgia
2014 Gator Bowl	Georgia
2013 Capital One Bowl	Georgia
2012 Outback Bowl	Georgia
2010 Liberty Bowl	Georgia
2009 Independence Bowl	Georgia
2009 Capital One Bowl	Georgia
2008 Sugar Bowl	Georgia
2006 Chick-fil-A Bowl	Georgia
2006 Sugar Bowl	Georgia
2005 Outback Bowl	Georgia
2004 Capital One Bowl	Georgia
2002 Sugar Bowl	Georgia
2001 Music City Bowl	Georgia
2001 Orange Bowl (National Championship)	Florida State
2000 Sugar Bowl (National Championship)	Florida State
1999 Fiesta Bowl (National Championship)	Florida State
1998 Sugar Bowl	Florida State
1997 Sugar Bowl	Florida State
1996 Sugar Bowl	Florida State
1995 Sugar Bowl	Florida State
1994 Orange Bowl (National Championship)	Florida State
1993 Orange Bowl	Florida State
1992 Cotton Bowl	Florida State
1990 Blockbuster Bowl	Florida State



FIRST ROUND PICKS AS HEAD COACH

- 2002: DE Charles Grant (Saints, 25th overall)
- 2003: DT Johnathan Sullivan (Saints, 6th)
- 2003: OT George Foster (Broncos, 20th)
- 2004: TE Benjamin Watson (Patriots, 32nd)
- 2005: LB Thomas Davis (Panthers, 14th)
- 2005: LB David Pollack (Bengals, 17th)
- 2009: QB Matthew Stafford (Lions, 1st)
- 2009: RB Knowshon Moreno (Broncos, 12th)
- 2011: WR A.J. Green (Bengals, 4th)
- 2013: LB Jarvis Jones (Steelers, 17th)
- 2013: LB Alec Ogletree (Rams, 30th)
- 2015: RB Todd Gurley (Rams, 10th)
- 2016: LB Leonard Floyd (Bears, 9th)
- 2017: TE David Njoku (Browns, 29th)



YEAR-BY-YEAR RESULTS AS HEAD COACH

2001 (8-4; 5-3 SEC)

DATE	OPPONENT	W/L	SCORE
S 1	Arkansas State	W	45-17
S 8	South Carolina	L	9-14
S 29	Arkansas	W	34-23
O 6	at Tennessee	W	26-24
O 13	at Vanderbilt	W	30-14
O 20	Kentucky	W	43-29
O 27	vs. Florida	L	10-24
N 10	Auburn	L	17-24
N 17	at Ole Miss	W	35-15
N 24	at Georgia Tech	W	31-17
D 1	Houston	W	35-7
D 28	vs. Boston College	L	16-20

2002 (13-1; 7-1 SEC)

DATE	OPPONENT	W/L	SCORE
A 31	Clemson	W	31-28
S 14	at South Carolina	W	13-7
S 21	Northwestern State	W	45-7
S 28	New Mexico State	W	41-10
O 5	at Alabama	W	27-25
O 12	Tennessee	W	18-13
O 19	Vanderbilt	W	48-17
O 26	at Kentucky	W	52-24
N 2	vs. Florida	L	13-20
N 9	Ole Miss	W	31-17
N 16	at Auburn	W	24-21
N 30	Georgia Tech	W	51-7
D 7	vs. Arkansas	W	30-3
J 1	vs. Florida State	W	26-13

2003 (11-3; 6-2 SEC)

DATE	OPPONENT	W/L	SCORE
A 30	at Clemson	W	30-0
S 6	Middle Tennessee St.	W	29-10
S 13	South Carolina	W	31-7
S 20	at LSU	L	10-17
O 4	Alabama	W	37-23
O 11	at Tennessee	W	41-14
O 18	at Vanderbilt	W	27-8
O 25	UAB	W	16-13
N 1	vs. Florida	L	13-16
N 15	Auburn	W	26-7
N 22	Kentucky	W	30-10
N 29	at Georgia Tech	W	34-17
D 6	vs. LSU	L	13-34
J 1	vs. Purdue	W	34-27

2004 (10-2; 6-2 SEC)

DATE	OPPONENT	W/L	SCORE
S 4	Ga. Southern	W	48-28
S 11	at South Carolina	W	20-16
S 18	Marshall	W	13-3
O 2	LSU	W	45-16
O 9	Tennessee	L	14-19
O 16	Vanderbilt	W	33-3
O 23	at Arkansas	W	20-14
O 30	vs. Florida	W	31-24
N 6	at Kentucky	W	62-17
N 13	at Auburn	L	6-24
N 27	Georgia Tech	W	19-13
J 1	vs. Wisconsin	W	24-21

2005 (10-3; 6-2 SEC)

DATE	OPPONENT	W/L	SCORE
S 3	Boise State	W	48-13
S 10	South Carolina	W	17-15
S 17	ULM	W	44-7
S 24	at Mississippi State	W	23-10
O 8	at Tennessee	W	27-14
O 15	at Vanderbilt	W	34-17
O 22	Arkansas	W	23-20
O 29	vs. Florida	L	10-14
N 12	Auburn	L	30-31
N 19	Kentucky	W	45-13
N 26	at Georgia Tech	W	14-9
D 3	vs. LSU	W	34-14
J 2	vs. West Virginia	L	35-38

2006 (9-4; 4-4 SEC)

DATE	OPPONENT	W/L	SCORE
S 2	Western Kentucky	W	48-12
S 9	at South Carolina	W	18-0
S 16	UAB	W	34-0
S 23	Colorado	W	14-13
O 7	at Ole Miss	W	14-9
O 14	Tennessee	L	33-51
O 21	Vanderbilt	L	22-24
O 28	Mississippi State	W	27-24
N 4	vs. Florida	L	14-21
N 11	at Kentucky	L	20-24
N 18	at Auburn	W	37-15
N 25	Georgia Tech	W	15-12
D 30	vs. Virginia Tech	W	31-24

2007 (11-2; 6-2 SEC)

DATE	OPPONENT	W/L	SCORE
S 1	Oklahoma State	W	9-14
S 8	South Carolina	L	12-16
S 15	West Carolina	W	45-16
S 22	at Alabama	W	26-23
S 29	Ole Miss	W	45-17
O 6	at Tennessee	L	14-35
O 13	at Vanderbilt	W	20-17
O 27	vs. Florida	W	42-30
N 3	Troy	W	44-34
N 10	Auburn	W	45-20
N 17	Kentucky	W	24-13
N 24	at Georgia Tech	W	31-17
J 1	Hawaii	W	41-10

2008 (10-3; 6-2 SEC)

DATE	OPPONENT	W/L	SCORE
A 30	Georgia Southern	W	45-21
S 6	Central Michigan	W	56-17
S 13	at South Carolina	W	14-7
S 20	at Arizona State	W	27-10
S 27	Alabama	L	30-41
O 11	Tennessee	W	26-14
O 18	Vanderbilt	W	24-14
O 25	at LSU	W	52-38
N 1	vs. Florida	L	10-49
N 8	at Kentucky	W	42-38
N 15	Auburn	W	17-13
N 22	Charleston	W	42-45
N 29	Georgia Tech	L	24-12
J 1	vs. Michigan State	W	24-12

2009 (8-5; 4-4 SEC)

DATE	OPPONENT	W/L	SCORE
S 5	at Oklahoma State	W	10-24
S 12	South Carolina	W	41-37
S 19	at Arkansas	W	52-41
S 26	Arizona State	W	20-17
O 3	LSU	L	13-20
O 10	at Tennessee	L	19-45
O 17	at Vanderbilt	W	34-10
O 24	vs. Florida	L	17-41
N 7	Tennessee Tech	W	38-0
N 14	Auburn	W	31-24
N 21	Kentucky	L	27-34
N 28	at Georgia Tech	W	30-24
D 28	vs. Texas A&M	W	44-20

2010 (6-7; 3-5 SEC)

DATE	OPPONENT	W/L	SCORE
S 4	La.-Lafayette	W	55-7
S 11	at South Carolina	L	6-16
S 18	Arkansas	L	24-31
S 25	at Mississippi State	L	12-24
O 2	at Colorado	L	27-29
O 9	Tennessee	W	41-14
O 16	Vanderbilt	W	43-0
O 23	at Kentucky	W	44-31
O 30	vs. Florida	L	31-34
N 6	Idaho State	W	55-7
N 13	at Auburn	W	31-49
N 27	Georgia Tech	W	42-34
D 28	UCF	L	6-10

2011 (10-4; 7-1 SEC)

DATE	OPPONENT	W/L	SCORE
S 3	vs. Boise State	L	21-34
S 10	South Carolina	L	42-45
S 17	Coastal Carolina	W	59-0
S 24	at Ole Miss	W	27-13
O 1	Mississippi State	W	24-10
O 8	at Tennessee	W	24-12
O 15	at Vanderbilt	W	33-28
O 22	vs. Florida	W	24-20
N 5	New Mexico State	W	63-16
N 12	Auburn	W	45-7
N 19	Kentucky	W	19-10
N 26	at Georgia Tech	W	31-17
D 3	vs. LSU	L	10-42
J 2	vs. Michigan State	L	30-33

2012 (12-2; 7-1 SEC)

DATE	OPPONENT	W/L	SCORE
S 1	vs. Buffalo	W	45-23
S 8	at Missouri	W	41-20
S 15	FAU	W	56-20
S 22	Vanderbilt	W	46-3
S 29	Tennessee	W	51-44
O 6	at South Carolina	L	7-35
O 20	at Kentucky	W	29-24
O 27	vs. Florida	W	17-9
N 3	Ole Miss	W	37-10
N 10	at Auburn	W	38-0
N 17	Georgia Southern	W	45-14
N 24	Georgia Tech	W	42-10
D 1	vs. Alabama	L	28-32
J 1	vs. Nebraska	W	45-31

2013 (8-5; 5-3 SEC)

DATE	OPPONENT	W/L	SCORE
A 31	at Clemson	W	35-38
S 7	South Carolina	W	41-30
S 21	North Texas	W	45-21
S 28	LSU	W	44-41
O 5	at Tennessee	W	34-31 (OT)
O 12	Missouri	L	26-41
O 19	at Vanderbilt	L	27-31
N 2	vs. Florida	W	23-20
N 9	Appalachian State	W	45-6
N 16	at Auburn	L	38-43
N 23	Kentucky	W	59-17
N 30	at Georgia Tech	W	41-34 (OT)
J 1	vs. Nebraska	L	19-24

2014 (10-3; 6-2 SEC)

DATE	OPPONENT	W/L	SCORE
A 30	Clemson	W	45-21
S 13	at South Carolina	L	35-38
S 20	Troy	W	66-0
S 27	Tennessee	W	35-32
O 4	Vanderbilt	W	44-17
O 11	at Missouri	W	34-0
O 18	at Arkansas	W	45-32
N 1	vs. Florida	L	20-38
N 8	at Kentucky	W	63-31
N 15	Auburn	W	34-7
N 22	Charleston	W	55-9
N 29	Georgia Tech	L	24-30 (OT)
D 30	vs. Louisville	W	37-14

2015 (9-3; 5-3 SEC)

DATE	OPPONENT	W/L	SCORE
S 5	ULM	W	51-14
S 12	at Vanderbilt	W	31-14
S 19	South Carolina	W	52-20
S 26	Southern University	W	46-6
O 3	Alabama	L	10-38
O 10	at Tennessee	L	31-38
O 17	Missouri	W	9-6
O 24	vs. Florida	L	3-27
N 7	Kentucky	W	27-3
N 14	at Auburn	W	20-13
N 21	Georgia Southern	W	23-17
N 28	at Georgia Tech	W	13-7

2016 (9-4; 5-3 ACC)

DATE	OPPONENT	W/L	SCORE
S 3	FAMU	W	70-3
S 10	FAU	W	38-10
S 17	at Appalachian State	W	45-10
O 1	at Georgia Tech	W	35-10
O 8	Florida State	L	19-20
O 15	North Carolina	L	13-20
O 20	at Virginia Tech	L	16-37
O 29	at Notre Dame	L	27-30
N 5	Pittsburgh	W	51-28
N 12	at Virginia	W	34-14
N 19	at NC State	W	27-13
N 26	Duke	W	40-21
D 28	vs. West Virginia	W	31-14

2017 (10-3; 7-1 ACC)

DATE	OPPONENT	W/L	SCORE
S 2	Bethune-Cookman	W	41-13
S 9	Toledo	W	52-30
S 16	at Duke	W	31-6
O 7	at Florida State	W	24-20
O 14	Georgia Tech	W	25-24
O 21	Syracuse	W	27-19
O 28	at North Carolina	W	24-19
N 4	Virginia Tech	W	28-10
N 11	Notre Dame	W	41-8
N 18	Virginia	W	44-28
N 24	at Pittsburgh	L	14-24
D 2	vs. Clemson	L	3-38
D 30	Wisconsin	L	24-34

COACHES & STAFF



MANNY DIAZ

Defensive Coordinator/Linebackers | Third Season at Miami (21st Overall)

DIAZ FILE

Hometown: Miami, Fla.
 College: Florida State University, '95
 Birthdate: March 13, 1974
 Wife: Stephanie
 Children: Colin, Gavin, Manny

Coaching Career

2016 - present	Miami
	Defensive Coordinator / Linebackers
2015	Mississippi State
	Defensive Coordinator
2014	Louisiana Tech
	Defensive Coordinator/Linebackers
2011-2013	Texas
	Defensive Coordinator/Linebackers
2010	Mississippi State
	Defensive Coordinator/Linebackers
2008-2009	Middle Tennessee State
	Defensive Coordinator/Linebackers
2006-2007	Middle Tennessee State
	Defensive Coordinator/Safeties
2004-2005	NC State
	Safeties/Special Teams
2002-2003	NC State
	Linebackers
2000-2001	NC State
	Graduate Assistant
1998-1999	Florida State
	Graduate Assistant

BOWL GAMES COACHED (17)

2017 Capital One Orange Bowl	Miami
2016 Russell Athletic Bowl	Miami
2015 Belk Bowl	Mississippi State
2014 Heart of Dallas Bowl	La. Tech
2013 Alamo Bowl	Texas
2012 Alamo Bowl	Texas
2011 Holiday Bowl	Texas
2010 Gator Bowl	Mississippi State
2009 New Orleans Bowl	MTSU
2006 Motor City Bowl	MTSU
2005 Meineke Car Care Bowl	NC State
2003 Tangerine Bowl	NC State
2002 Gator Bowl	NC State
2001 Tangerine Bowl	NC State
2000 Micron PC	NC State
1999 Sugar Bowl	FSU
1998 Fiesta Bowl	FSU

Manny Diaz is entering his third season as the Hurricanes' defensive coordinator. In addition to his duties as Miami's defensive coordinator, Diaz coaches the linebackers.

Continuing the impressive trends from Diaz's first year running the defense, the Hurricanes ranked among the nation's leaders in several defensive categories in 2017, including first nationally in team sacks, third nationally in tackles for loss and ninth nationally in opponent yards per play. Five Hurricanes on the defensive side of the ball earned 2017 All-ACC honors while another three picked up Honorable Mention recognition.

Thanks in large part to his dominating unit, Miami also ranked No. 5 nationally in turnover margin, No. 8 nationally in fumbles recovered and No. 15 nationally in passes intercepted.

Miami's defense enjoyed vast improvements under Diaz' watch and served as one of the top units both in the ACC and nationally in his first season in 2016. At the conclusion of the 2016 season, Miami was ranked No. 20 in total defense (up from No. 69 the previous season), No. 9 in yards per play (No. 86 in 2015), No. 12 in scoring defense (No. 77 in 2015), No. 5 in tackles for loss (No. 105 in 2015), No. 22 in team sacks (No. 70 in 2015) and tied for No. 8 in defensive touchdowns allowed (No. 61 in 2015).

Miami was the only team in the country to start three true freshmen linebackers, and the Hurricanes' trio of Zach McCloud, Michael Pinckney and Shaquille Quarterman helped anchor the unit. Three defensive players earned ACSMA All-ACC honors - senior defensive backs Corn Elder (second team) and Rayshawn Jenkins (honorable mention) and Quarterman at linebacker (honorable mention).

Diaz, the son of the former mayor of Miami, Manny Diaz, returned home to South Florida after 18 years of defensive experience. During his 19-year coaching career, Diaz has coached in 16 bowl games, amassing a 13-3 record in bowls, and has coached numerous all-conference and NFL players at six collegiate institutions.

In 2015, Diaz's defensive unit helped Mississippi State to a 9-4 record and a victory over NC State in the Belk

Bowl. His defensive unit held opponents to just 23.2 points per game and ranked in the nation's top 10 in red zone defense and tackles for loss.

Diaz spent one season, 2014, at Louisiana Tech and his impact was felt in a big way. The Bulldogs led the nation in turnovers gained (42) with 16 fumble recoveries and 26 interceptions. Before his stop at Louisiana Tech, Diaz coached three seasons at Texas (2011-13). His 2011 defensive unit ranked ninth in total yards per play.

In 2010, during his first stint at Mississippi State, Diaz guided a defense that ranked 22nd in the nation in scoring defense (19.9 ppg), 17th in rushing defense (214.9 ypg) and 17th in tackles for loss (7.0 pg). MSU also finished ranked 13th in red-zone defense (.730) and 22nd in turnovers forced (28) nationally in 2010.

Before his first stop at Mississippi State, Diaz spent four seasons as defensive coordinator at Middle Tennessee State. Diaz coached linebackers for two years after mentoring the safeties during his first two years.

In four years under Diaz, MTSU's defense led its conference in sacks and tackles for loss twice, and finished no lower than third in the league in either category during his tenure. In 2009, the Blue Raiders finished second nationally in tackles for loss. Diaz's defense also ranked sixth nationally in sacks that season, posting nearly three per game.

Before joining Middle Tennessee, Diaz played a significant role for one of the country's top-ranked defenses by coaching safeties in 2004-05 and handling the linebackers in 2002-03 for NC State.

Diaz spent the 2000 and 2001 seasons at NCSU as a graduate assistant working primarily with the linebackers.

Diaz began his coaching career at Florida State in 1998. In his two years as a graduate assistant, he was on the same coaching staff as Miami head coach Mark Richt and was part of the Seminoles' national title-winning coaching staff in 1999.

Diaz and his wife Stephanie have three sons: Colin, Gavin and Manny.



THOMAS BROWN

Offensive Coordinator/Running Backs | Third Season at Miami (8th Overall)

Thomas Brown is entering his third season as the Hurricanes' offensive coordinator. In addition to his duties as Miami's offensive coordinator, Brown also coaches the running backs.

644 rushing yards vs. Bowling Green and 581 vs. Nebraska, and their average of 6.91 yards per rushing attempt ranked as the fourth-best mark in FBS history.

Miami's offense enjoyed a strong 2017 under his guidance, with Travis Homer earning second-team All-ACC recognition despite taking over as starting running back five games into the season due to a season-ending injury to All-ACC junior Mark Walton. In total, four Hurricanes on the offensive side of the ball were named All-ACC with another three earning Honorable Mention recognition.

Before joining the Wisconsin staff, Brown served as the running backs coach at Marshall in 2013 and at UT Chattanooga in 2012. He spent the 2011 season as an assistant strength and conditioning coach at Georgia.

At Marshall, Brown helped direct Conference USA's second-ranked rushing offense which averaged 205.9 rushing yards per game (ranked 24th nationally). The Herd won the C-USA East Division title with a 7-1 record and defeated Maryland, 31-20, in the Military Bowl. Brown guided Essray Taliaferro to a season that saw him average 5.2 yards per carry and score 10 touchdowns while amassing 1,140 rushing yards. Marshall was one of just seven FBS teams to boast three running backs that rushed for at least 500 yards in 2013 - and was the lone program outside the Power Five conferences to accomplish the feat.

A native of Atlanta, Ga., Brown starred at Tucker High School before enrolling at Georgia and helping the Bulldogs to the 2005 Southeastern Conference championship. He finished his career as the fifth-leading rusher in Georgia history with 2,646 career yards and led the Bulldogs in rushing in 2005 and 2006. For his career, Brown averaged 5.0 yards per carry and scored 25 touchdowns. He was elected by his teammates as the permanent offensive team captain in 2007.

He was selected in the sixth round of the 2008 NFL Draft by the Atlanta Falcons and spent the 2009 season with the Cleveland Browns before retiring to pursue coaching opportunities.

Brown earned his bachelor's degree in speech communications from UGA. He and his wife, Jessica, have three children: Orlando, Tyson and Judah.

BROWN FILE

Hometown: Atlanta, Ga.
 College: University of Georgia, '07
 Birthdate: May 15, 1986
 Wife: Jessica
 Children: Orlando, Tyson, Judah

Coaching Career

2016 - present	Miami
Offensive Coordinator / Running Backs	
2015	Georgia
Running Backs	
2014	Wisconsin
Running Backs	
2013	Marshall
Running Backs	
2012	UT Chattanooga
Running Backs	
2011	Georgia
Assistant Strength & Conditioning	

BOWL GAMES COACHED (6)

2017 Capital One Orange Bowl	Miami
2016 Russell Athletic Bowl	Miami
2015 TaxSlayer Bowl	Georgia
2014 Outback Bowl	Wisconsin
2013 Military Bowl	Marshall
2011 Outback Bowl	Georgia

Under his watch in 2016, sophomore running back Mark Walton became just the 11th running back in Miami history to rush for 1,000 yards in a season. Walton rushed for 1,117 yards and 14 touchdowns, averaging 5.3 yards per carry.

Brown spent the 2015 campaign on Mark Richt's staff at Georgia where he coached the Bulldog running backs. During Brown's time with the Bulldogs, Georgia rushed for 2,513 yards (194.3 yards per game).

In 2015, he oversaw running back Sony Michel as he rushed for 1,076 yards. Michel became the 13th Bulldog in school history to rush for at least 1,000 yards in a season.

Before arriving at Georgia, Brown coached Heisman Trophy runner-up Melvin Gordon at Wisconsin in 2014. Gordon posted the second-best season ever by a running back with 2,587 rushing yards and 32 total touchdowns. He and sophomore Corey Clement combined to run for 3,536 yards to break the single-season Football Bowl Subdivision record for rushing yards by teammates that had been set the year before by Gordon and James White (3,053 yards).

The Badgers posted the two most prolific rushing performances in the country in 2014 with a school-record



RON DUGANS

Co-Offensive Coordinator/Wide Receivers | Third Season at Miami (13th Overall)

Ron Dugans is entering his third season as the Hurricanes' wide receivers coach. In addition to his duties as Miami's wide receivers coach, Dugans also serves as the team's co-offensive coordinator.

where he served as an assistant on Charlie Strong's staff from 2010-13.

Miami's offense enjoyed a prolific 2017, including a breakout season from senior wide receiver Braxton Berrios, who earned All-ACC recognition. Berrios posted career-high totals in catches (52), yards (634) and touchdowns (nine), leading Miami in each category on his way to becoming a Campbell Trophy finalist and the Jim Tatum Award recipient from the ACC.

During his final two seasons at U of L, the Cardinals posted a 23-3 record, including an 11-2 mark and a win in the 2013 Sugar Bowl. He guided wide receiver DeVante Parker to first-team All-American Athletic Conference honors in 2013, as the junior caught 55 passes for 885 yards and 12 touchdowns. Parker, who was also a 2012 first-team All-BIG EAST selection after posting 10 touchdown receptions, logged 28 touchdown catches in his first three seasons.

Dugans guided Ahmmon Richards to freshman All-America honors and second-team ACSMA All-ACC honors his first season, as Richards set the UM freshman all-time receiving mark with 934 yards. Senior Stacy Coley, who became just the eighth Hurricane to ever top 2,000 career yards - including a career-best 754 under Dugans' watch in 2016 - was named to the All-ACC Third Team.

Prior to his time at Louisville, Dugans coached wide receivers at Georgia Southern (2007-09) for three seasons. Under Dugans' guidance, wide receiver Raja Andrews broke several school records during his senior campaign, en route to finishing 15th nationally in receptions per game and 20th in receiving yards.

Dugans spent the 2016 and 2017 seasons as Miami's wide receivers coach / passing game coordinator.

Dugans served as a coaching assistant with the NFL's Cincinnati Bengals during the 2007 season. Prior to that, he coached at his alma mater, Florida State. He spent the 2006 season as a graduate assistant coach on offense.

Dugans, a former wide receiver with the Cincinnati Bengals, has made previous stops at Florida State, Georgia Southern, Louisville and USF.

Dugans reunites with Richt after he played for the Hurricanes' coach during his time as offensive coordinator at Florida State.

The Tallahassee native spent the 2014 and 2015 seasons at USF, where he helped the Bulls to an 8-5 record and an appearance in the 2015 Miami Beach Bowl. Under Dugans' direction in 2015, junior wide receiver Rodney Adams posted a career-high 822 yards and hauled in a school-record nine receiving touchdowns.

As a player from 1995-99, Dugans played his first two seasons at FSU before taking a medical redshirt during the 1997 campaign. He returned as a starting wide receiver his final two years from 1998-99 and posted 105 receptions for 1,520 yards and seven touchdowns in his career. He caught six passes for 135 yards in the 1999 Fiesta Bowl BCS National Championship Game against Tennessee and tallied five receptions for 99 yards and two touchdowns in the 2000 Sugar Bowl BCS National Championship Game.

In his first season in Tampa, Dugans helped guide wide receiver Andre Davis to a then-school record seven touchdown catches in 2014 despite Davis missing four games with an injury.

Before his two-year stint at USF, Dugans spent three years at Louisville

DUGANS FILE

Hometown: Tallahassee, Fla.
College: Florida State University, '99
Birthdate: April 27, 1977
Wife: Yasheka
Children: Yasmin, Y'Allana, Yanni, Ron, Jr.

Coaching Career

2018 - present	Miami
Co-Offensive Coordinator / Wide Receivers	
2016 - 2017	Miami
Pass. Game Coordinator / Wide Receivers	
2014-2015	South Florida
Wide Receivers	
2010-2013	Louisville
Wide Receivers	
2007-2009	Georgia Southern
Wide Receivers	
2007	Cincinnati Bengals
Coaching Assistant	
2005-2007	Florida State
Graduate Assistant	

BOWL GAMES COACHED (9)

2017 Capital One Orange Bowl	Miami
2016 Russell Athletic Bowl	Miami
2015 Miami Beach Bowl	USF
2013 Russell Athletic	Louisville
2012 Sugar Bowl	Louisville
2011 Belk Bowl	Louisville
2010 Beef O'Brady's Bowl	Louisville
2006 Emerald Bowl	FSU
2005 Orange Bowl	FSU

COACHES & STAFF



TODD HARTLEY

Special Teams Coordinator/Tight Ends | Third Season at Miami (11th Overall)

Todd Hartley is entering his third year as the Hurricanes' special teams coordinator and tight ends coach.

Hartley guided senior tight end Christopher Herndon IV to a breakout year in 2017 that culminated in All-ACC second-team recognition, while senior kicker Michael Badgley was named to the All-ACC First Team. Badgley became Miami's all-time leader in career field goals made and points scored in his final year.

Under his watch, redshirt sophomore tight end David Njoku earned ACSMA All-ACC Honorable Mention recognition with 698 receiving yards and eight touchdowns in 2016.

Punter Justin Vogel averaged a career-best 43.8 yards per punt, which ranked 21st nationally, while Braxton Berrios' average of 11.3 yards per punt return were the 11th-most nationwide. Vogel earned ACSMA All-ACC second-team honors.

Hartley arrived in Miami after serving as Georgia's director of recruiting in 2015.

Before his return to Georgia, Hartley spent four years at Marshall serving as the tight ends coach and recruiting coordinator from 2013-14. He began his tenure at Marshall as the team's defensive assistant and safeties coach.

In 2014, he coached punter Tyler Williams to first-team All-Conference USA honors and tight end Eric Frohnapfel to C-USA and honorable mention All-Conference USA honors, making it the fourth straight year he coached at least one all-league student-athlete (2013-tight end Gator Hoskins, 2012-safety Dominick LeGrande and 2011-safety Omar Brown).

His punt unit tied for first in the league in average (43.23) and his kickoff return unit ranked second in the league with a 24.61-yard average. Kickoff return man Deandre Reaves totaled 931 return yards, breaking his school record of 924 from 2013. His extra-point/field goal unit set school records in extra points made

(83) and kick points (133). He also coached tight end Ryan Yurachek to Conference USA All-Freshman honors. Prior to the season, his recruiting class was ranked as the best in Conference USA by various recruiting services by a wide margin and among the best within the Group of Five.

In 2013, Hartley mentored Hoskins, a two-time John Mackey Award Watch List honoree who secured a spot on the award's semifinalist list as a senior. A third-team CollegeSportsMadness.com All-American and first-team All-Conference USA selection, the Gainesville, Fla., native finished his career with 28 touchdowns on 99 receptions totaling 1,318 yards. The only player in Herd history to top Hoskins' 28.3 percent touchdown-catches ratio was Randy Moss (31.5 percent on 168 receptions, 53 touchdown catches). His 28 touchdown catches rank third in Herd history (Moss 53, Darius Watts 47). He finished with 15 touchdown catches as a senior (fifth-most at Marshall for a single season), a total that was tied for third nationally and the most among tight ends by seven. That season, his kickoff return unit finished third in Conference USA with a 23.85-yard average.

Georgia had an 11-win season and tallied three bowl victories during Hartley's years working with the Bulldogs, including a 41-10 rout of No. 10 Hawai'i in the 2008 Sugar Bowl. He was instrumental in preparation of the Georgia defense for the 2009 Independence Bowl at a time only one full-time assistant was on staff.

Hartley originally joined the Bulldogs as a student assistant at the end of the 2005 season and worked with the offense and special teams until the spring of 2008.

Hartley graduated from Georgia with a degree in health and physical education in May, 2008. Hartley and his wife, Jessica, have four children: Tucker, Tenley, Teagan and Tatum.

HARTLEY FILE

Hometown: Gary, Ga.
College: University of Georgia, '08
Birthdate: Sept. 9, 1985
Wife: Jessica
Children: Tucker, Tenley, Teagan, Tatum

Coaching Career

2016 - present	Miami
	Tight Ends/Special Teams
2015	Georgia
	Director of Recruiting
2013-2014	Marshall
	Tight Ends and Recruiting Coordinator
2011-2012	Marshall
	Defensive Assistant/Safeties
2009-10	Georgia
	Graduate Assistant
2008	West Virginia
	Offensive Quality Control

BOWL GAMES COACHED (9)

2017 Capital One Orange Bowl	Miami
2016 Russell Athletic Bowl	Miami
2015 TaxSlayer Bowl	Georgia
2014 Boca Raton Bowl	Marshall
2013 Military Bowl	Marshall
2011 Beef 'O' Brady's Bowl	Marshall
2010 Liberty Bowl	Georgia
2009 Independence Bowl	Georgia
2008 Car Care Bowl	West Virginia

COACHES & STAFF

EPHRAIM BANDA

Safeties / Director of Youth Development | Third Season at Miami (11th Overall)



BANDA FILE

Hometown: San Antonio, Texas
 College: Incarnate Word, '04
 Birthdate: Nov. 1, 1981
 Wife: Crystal
 Children: Darian, Aamani

Coaching Career

2016 - present	Miami Safeties
2015	Mississippi State Defensive Assistant
2012-2015	Texas Graduate Assistant
2010-2011	Incarnate Word Graduate Assistant

BOWL GAMES COACHED (6)

2017 Capital One Orange Bowl	Miami
2016 Russell Athletic Bowl	Miami
2015 Belk Bowl	Mississippi State
2014 Texas Bowl	Texas
2013 Alamo Bowl	Texas
2012 Alamo Bowl	Texas

COACHES & STAFF

Ephraim Banda is in his third season as the Hurricanes' safeties coach and first as the team's director of youth football development.

Miami's defensive backfield enjoyed vast improvements under Banda's watch in 2016. Senior Rayshawn Jenkins earned ACS-MA All-ACC honorable mention recognition. Jenkins would later go on to be selected in the fourth round of the NFL Draft by the Los Angeles Chargers.

At the conclusion of the 2016 season, Miami was ranked No. 20 nationally in total defense (up from No. 69 the previous year), No. 9 in yards per play (No. 86 in 2015), No. 12 in scoring defense (No. 77 in 2015), No. 5 in tackles for loss (No. 105 in 2015), No. 22 in team sacks (No. 70 in 2015) and tied for No. 8 in defensive touchdowns allowed (No. 61 in 2015).

Banda spent the 2015 season at Mississippi State, where he served as a defensive assistant under current Hurricanes defensive coordinator Manny Diaz.

In 2015, Mississippi State posted a 9-4 record, including a victory over NC State in the Belk Bowl. The Bulldogs' defensive unit held opponents to just 23.2 points per game and ranked in the nation's top 10 in red zone defense.

In addition, MSU led the nation in fewest pass plays of 20+ yards allowed in 2015, surrendering only 24. Despite several key injuries to seniors, the secondary ranked fourth in the Southeastern Conference in passes defended with 63.

Before arriving in Starkville, Banda spent three seasons as a defensive graduate assistant at Texas from 2012-15. He filled a variety of roles, from scripting practices and

organizing scouting reports to assisting with the defensive backs. He also worked with both head coach Charlie Strong and former head coach Mack Brown.

Banda was an instrumental part of the Longhorns defense staff during his time at Texas.

In 2014, Banda's assistance to the defensive staff guided the Longhorns to the nation's 24th-best ranking in total defense. The 2014 Texas squad also ranked No. 1 in scoring defense, No. 2 in total defense, No. 1 pass defense and No. 1 pass defense efficiency.

In 2012, Banda assisted with the game plan that allowed Texas to set an Alamo Bowl record with 10 sacks in the win over No. 13 Oregon State.

Under Banda's assistance in 2012, Texas also featured a defensive unit that allowed just 212.0 passing yards per game, while facing five of the nation's top-10 passing offenses that season.

In addition to his work on defense, Banda also assisted with the Longhorn special teams.

During his tenure at Texas, Banda coached first-round NFL Draft pick Kenny Vaccaro.

Banda is a graduate of Incarnate Word in San Antonio. He got his coaching start there after his playing days in 2011.

Banda and his wife Crystal have a son, Darian and a daughter, Aamani.



JONATHAN PATKE

Outside Linebackers | Third Season at Miami (Sixth Overall)

PATKE FILE

Hometown: Houston, Texas
 College: Stephen F. Austin, '08
 Birthdate: May 31, 1986

Coaching Career

2018 - present	Miami
	Outside Linebackers
2016-17	Miami
	Quality Control Analyst
2015	Mississippi State
	Graduate Assistant
2014	Louisiana Tech
	Graduate Assistant
2012-13	Incarinate Word
	Graduate Assistant

BOWL GAMES COACHED (4)

2017 Capital One Orange Bowl	Miami
2016 Russell Athletic Bowl	Miami
2015 Belk Bowl	Mississippi State
2014 Heart of Dallas Bowl	Louisiana Tech

Jonathan Patke is entering his first season as Miami's outside linebackers coach in 2018.

Patke joined the Miami football coaching staff before the start of spring practice in 2016 and served as the team's quality control analyst for Hurricanes' defensive unit for the 2016 and 2017 seasons.

In Patke's second season as a quality control analyst in 2017, the Hurricanes ranked among the nation's leaders in several defensive categories, including first nationally in team sacks, third nationally in tackles for loss and ninth nationally in opponent yards per play. Thanks in large part to its dominating defense, Miami also ranked No. 5 nationally in turnover margin, No. 8 nationally in fumbles recovered and No. 15 nationally in passes intercepted.

Miami's defense enjoyed served as one of the top units both in the ACC and nationally in Patke's first season at Miami in 2016.

At the conclusion of the 2016 season, Miami was ranked No. 20 nationally in total defense (up from No. 69 the previous season), No. 9 in yards per play (No. 86 in 2015), No. 12 in scoring defense (No. 77 in 2015), No. 5 in tackles for loss (No. 105 in 2015), No. 22 in team sacks (No. 70 in 2015) and tied for No. 8 in defensive touchdowns allowed (No. 61 in 2015).

Miami was the only team in the country to start three true freshmen linebackers, and the Hurricanes' trio of Zach McCloud, Michael Pinckney and Shaquille Quarterman helped anchor the unit.

In his former role, Patke worked directly with Miami defensive coordinator Manny Diaz and assisted with the Hurricane linebackers.

In addition, Patke broke down film and provided scouting reports to the defensive staff.

Patke arrived in Coral Gables after he spent the 2015 season at Mississippi State where he also worked with Diaz on the defensive side of the ball, serving as a graduate assistant.

During his lone season in Starkville, Patke helped guide the Bulldogs to a 9-4 record and a victory in the 2015 Belk Bowl in Charlotte, N.C. In addition, the Bulldogs' set the school record for tackles for loss and ranked 10th nationally during the 2015 campaign.

Before joining the coaching staff at Mississippi State, Patke also worked with Diaz at Louisiana Tech during the 2014 campaign and helped guide the Bulldogs to a 9-5 record. Louisiana Tech also captured the 2014 Heart of Dallas Bowl, defeating Illinois 35-18.

Louisiana Tech defensive unit ranked No. 1 in the country in turnovers gained and interceptions. The Bulldogs also ranked second nationally in tackles for loss.

Patke began his coaching career in 2011 at University of The Incarnate Word, working with current Miami safety coach Ephraim Banda. He spent two years at UIW and earned his master's degree in business administration with an emphasis on sports management.

Patke received his undergraduate degree in business administration from Stephen F. Austin State University in 2008. He also played linebacker at SFA for four years (2004-08) and was a three-year starter.

COACHES & STAFF

JON RICHT

Quarterbacks | Third Season at Miami (Fifth Overall)



RICHT FILE

Hometown: Watkinsville, Ga.

College: Mars Hill College, '12

Birthdate: March 11, 1990

Wife: Anna

Children: Jadyn, Zoe

Coaching Career

2016 Miami
Quarterbacks

2015 Buffalo Bills
Offensive Assistant

2014 Georgia
Quality Control

BOWL GAMES COACHED (3)

2017 Capital One Orange Bowl Miami

2016 Russell Athletic Bowl Miami

2014 Belk Bowl Georgia

Jon Richt is entering his third season as the Hurricanes' quarterbacks coach.

Richt guided Malik Rosier to an impressive first season as the Hurricanes' signal caller in 2017, with the redshirt junior finishing with 26 touchdown passes across 13 starts.

Rosier's 26 touchdown passes were tied with Vincent Testaverde (1986) and Brad Kaaya (2014) for the fourth-most in a single season in Hurricanes history, and just three behind Steve Walsh's program record of 29 set in 1988.

Rosier, who added five rushing scores and totaled 468 rushing yards, bested Vinny Testaverde's Miami record of "touchdowns responsible for" (30) with 31; Testaverde's mark was set during his Heisman Trophy season of 1986.

Under his watch, former Hurricane quarterback Brad Kaaya became the all-time leading passer in Miami history in 2016.

Kaaya also finished the 2016 season by posting single-season career bests in passing yards (3,532), touchdowns (27) and completions (261) under Richt's guidance.

In addition, Kaaya posted a single-season career-best completion rate of 62.0 percent rate during the 2016 season.

Richt joined his father Mark's staff for the second time in his coaching career after he spent the 2015 campaign with the Buffalo Bills as an offensive assistant.

During his lone season in Buffalo, the Bills posted an 8-8 record under first-year head coach Rex Ryan.

He spent the 2014 season serving on Georgia's staff as a quality control assistant.

During the 2014 campaign, Georgia posted a 10-3 overall record and went 6-2 in in SEC play, placing second in the East Division.

The 2014 season was a record-breaking year for the Bulldogs' offensive unit as Georgia posted 537 points and averaged 41.3 points per game - both of which are school records. Georgia's 41.3 points per game ranked eighth in the NCAA.

Richt and his wife Anna have two daughters, Jadyn and Zoe.



MIKE RUMPH

Cornerbacks | Third Season at Miami (Third Overall)

Mike Rumph is in his third season as the Hurricanes' cornerbacks coach.

During his three seasons as head coach, Rumph guided the Patriots to three straight Florida High School Athletic Association (FHSAA) state playoff appearances and compiled an overall record of 39-6.

Continuing the impressive trends from Rumph's first year on the defensive staff in 2016, the Hurricanes ranked among the nation's leaders in several defensive categories in 2017, including first nationally in team sacks, third nationally in tackles for loss, ninth nationally in opponent yards per play and 15th nationally in passes intercepted

Rumph wasted little time making his mark on the local high school coaching scene, as his 2013 and 2014 squads claimed 5A FHSAA State Championships, defeating its opponents by a combined score of 104-8 in the final game. American Heritage became just the second school in Broward County history to win back-to-back state football championships. In 2013 and 2014, Rumph was recognized for his work on the sidelines as he was selected as a coach for the U.S. Army All-American Bowl in San Antonio. Before taking over as the head coach at American Heritage, Rumph served as the team's defensive coordinator for two seasons.

Three members of the Hurricanes secondary earned All-ACC recognition in 2017: Michael Jackson (second team), Jaquan Johnson (second team) and Malek Young (honorable mention).

Miami's defensive backfield enjoyed vast improvements under Rumph's guidance in 2016. Senior defensive back Corn Elder earned ACSMA All-ACC second-team honors and served as one of Miami's top defensive playmakers.

In addition, Rumph served as the boys and girls track and field head coach. In 2011, his boys and girls track and field teams captured the state championship. Following the year, Rumph was named the 2011 Miami Herald Track and Field Coach of the Year. As a player at the University of Miami, Rumph earned all-conference honors during his junior and senior seasons. As a senior, Rumph finished with 117 tackles and six interceptions as he helped the Hurricanes to the 2001 National Championship.

At the conclusion of the 2016 season, Miami was ranked No. 20 nationally in total defense (up from No. 69 the previous season), No. 9 in yards per play (No. 86 in 2015), No. 12 in scoring defense (No. 77 in 2015), No. 5 in tackles for loss (No. 105 in 2015), No. 22 in team sacks (No. 70 in 2015) and tied for No. 8 in defensive touchdowns allowed (No. 61 in 2015).

Rumph also coached Adrian Colbert, who would go on to be selected by the San Francisco 49ers in the seventh round of the NFL Draft.

Rumph was selected in the first round of the 2002 NFL Draft with the 27th overall selection by the San Francisco 49ers. He played four seasons in San Francisco before concluding his career in 2006 with the Washington Redskins.

Rumph, a member of the Hurricanes' 2001 national championship team, returned to his alma mater after spending the previous three seasons as the head coach at American Heritage High School in Plantation, Fla.

Rumph and his wife, Veronica, have two children: Jalen and Sienna.

RUMPH FILE

Hometown: Boynton Beach, Fla.
College: University of Miami, '02
Birthdate: Nov. 8, 1979
Wife: Veronica
Children: Jalen and Sienna

Coaching Career

2016-present	Miami Cornerbacks
2013-2015	American Heritage Head Coach
2011-2012	American Heritage Defensive Coordinator

BOWL GAMES COACHED (2)

2017 Capital One Orange Bowl	Miami
2016 Russell Athletic Bowl	Miami

COACHES & STAFF

STACY SEARELS

Offensive Line | Third Season at Miami (27th Overall)



SEARELS FILE

Hometown: Trion, Ga.
 College: Auburn University, '90
 Birthdate: May 19, 1965
 Wife: Patricia Hale
 Children: Taylor and Savannah

Coaching Career

2016 - present	Miami Offensive Line
2014-2015	Virginia Tech Offensive Line
2011-2013	Texas Offensive Line
2009-2010	Georgia Offensive Line/Run Game Coordinator
2007-2008	Georgia Offensive Line
2003-2006	LSU Offensive Line
2000-2002	Cincinnati Offensive Line
1994-2000	Appalachian State Offensive Line
1992-1993	Auburn Graduate Assistant

BOWL GAMES COACHED (18)

2017 Capital One Orange Bowl	Miami
2016 Russell Athletic Bowl	Miami
2015 Independence Bowl	Va Tech
2014 Military Bowl	Va Tech
2013 Alamo Bowl	Texas
2012 Alamo Bowl	Texas
2011 Holiday Bowl	Texas
2010 Liberty Bowl	Georgia
2009 Independence Bowl	Georgia
2008 Capitol One Bowl	Georgia
2007 Sugar Bowl	Georgia
2006 Sugar Bowl	LSU
2005 Peach Bowl	LSU
2004 Capitol One Bowl	LSU
2003 Sugar Bowl	LSU
2002 New Orleans	Cincinnati
2001 Motor City	Cincinnati
2000 Motor City	Cincinnati

FCS PLAYOFFS

2000 NCAA Playoffs	Appalachian State
1999 NCAA Playoffs	Appalachian State
1998 NCAA Playoffs	Appalachian State
1995 NCAA Playoffs	Appalachian State
1994 NCAA Playoffs	Appalachian State

Stacy Searels is entering his third season as the Hurricanes' offensive line coach.

Four of Searels' offensive linemen were recognized with All-ACC honors in 2017, including senior left tackle Kc McDermott, who was named to the All-ACC Third Team.

Senior left guard Trevor Darling, junior center Tyler Gauthier and freshman right guard Navaughn Donaldson earned All-ACC Honorable Mention recognition.

Donaldson, one of the top-rated players signed by Miami, was an instant starter at The U and earned Freshman All-America recognition from ESPN and the Football Writers Association of America (FWAA). Under his watch, senior offensive lineman Danny Isidora earned third-team ACSMA All-ACC honors in 2016.

Miami's offensive line played a key role in running back Mark Walton becoming just the 11th 1,000-yard rusher in Miami history in 2016.

Searels, the former offensive line coach at Virginia Tech, Texas, Georgia and LSU, and an All-America offensive lineman as a player at Auburn, reunited with Richt for the second time his career. Searels spent the 2007-10 seasons on Georgia's staff.

The Georgia native arrived in Coral Gables after he spent the previous two seasons at Virginia Tech.

In 2013, his final season at Texas, Searels' line enabled the Longhorns to finish 36th in the country in rushing offense and 17th in sacks allowed per game. Trey Hopkins was named first-team All-Big 12, while Donald Hawkins secured a spot on the second team.

During his first season at Texas, Searels helped the Longhorns rank 21st nationally and third in the Big

12 with 210.4 rushing yards per game.

Searels joined the Longhorns after coaching the offensive line at Georgia for four seasons. He added the duties of running game coordinator in 2009. During his time in Athens, the Bulldogs ranked in the top 25 in the nation in fewest sacks allowed three times, including ranking sixth and leading the SEC in 2009 with just 12.

From 2003-06, Searels coached the offensive line at LSU, where he helped the Tigers win 44 games over four seasons and capture the 2003 BCS National Championship. Guard Stephen Peterman was drafted in the third round of the 2004 NFL Draft by the Cowboys, while tackle Andrew Whitworth was a second-round pick of the Bengals in 2006.

Prior to his stint in Baton Rouge, Searels coached the offensive line at Cincinnati for three seasons (2000-02) and at Appalachian State for seven seasons (1994-2000). He started his coaching career as a graduate assistant at Auburn, his alma mater, in 1992.

A three-year starter on the offensive line at Auburn, Searels earned first-team All-America honors from both The Associated Press and Football News as a senior in 1987.

Searels blocked for Heisman Trophy winner Bo Jackson in 1985 and All-American Brent Fullwood at Auburn in 1986 before becoming a fourth-round draft pick by the San Diego Chargers in 1988. He ended his professional career in 1991 with the New York/New Jersey Knights of the World League of American Football.

Searels is married to the former Patricia Hale, and they have two daughters: Taylor and Savannah.



JESS SIMPSON

Defensive Line | First Season at Miami (Third Overall)

Jess Simpson is entering his first season as the Miami Hurricanes defensive line coach in 2018.

Simpson and his wife Tricia have four children: Luke, Cooper, Jake and Emma.

Simpson joined the Hurricanes in March of 2018 after spending the 2017 season with the Atlanta Falcons. Simpson was the defensive line/assistant head coach at Georgia State in 2016.

Simpson helped Atlanta rank ninth in the NFL in both total defense and rushing defense in 2017. The Falcons advanced to the NFC Divisional Playoffs before falling to eventual Super Bowl champion Philadelphia.

In 12 years as the Buford (GA) High School head coach, Simpson won seven state titles and compiled a record of 164-12 – a .932 winning percentage.

Under Simpson, the Wolves appeared in 10 consecutive state finals. Simpson spent a total of 22 years on the Buford coaching staff, helping the Wolves to 10 state titles as a head or assistant coach.

After playing college football at Auburn, Simpson began his coaching career as a student assistant for the Tigers, working under Pat Dye and Terry Bowden.

He then spent one year (1994) coaching at his alma mater, Marietta High School. Simpson served as defensive coordinator and strength coach at Buford from 1995-2004 and then took over as head coach in 2005.

During his time as an assistant, Buford won three straight state championships from 2001-03 and set the Georgia high school record with a 47-game winning streak from 2001-04.

Simpson earned his bachelor's degree from Auburn in 1993 and added a master's in education from North Georgia College in 2002.

SIMPSON FILE

Hometown: Marietta, Ga.
College: Auburn University, '93 / North Georgia College, '02 (master's)
Birthdate: August 21, 1970
Wife: Tricia
Children: Luke, Cooper, Jake, Emma

Coaching Career

2018-present	Miami Defensive Line
2017	Atlanta Falcons Defensive Assistant
2016	Georgia State Defensive Line / Assistant Head Coach
2005 - 2016	Buford High School Head Coach
1995 - 2004	Buford High School Defensive Coordinator

COACHES & STAFF



GUS FELDER

Director of Strength & Conditioning | Third Season at Miami (Fifth Overall)

Gus Felder is in his second season as the Hurricanes' Director of Strength and Conditioning.

school football coach George Curry and his words: "When you work hard great things happen."

Felder arrived in Coral Gables after he spent the previous two seasons at the University of Georgia where he served as the Assistant Director of Strength and Conditioning.

Felder and his wife Kelly have five children - Destiny, Jazmine, Alexa, EJ and Faith.

FELDER FILE

Hometown: Philadelphia, Pa.
 College: Penn State, '02
 Birthdate: September 9, 1978
 Wife: Kelly
 Children: Destiny, Jazmine, Alexa, EJ and Faith

Coaching Career

2016-present	Miami
Director of Strength and Conditioning	
2014-15	Georgia
Assistant Director of Strength and Conditioning	
2012-14	Clark Atlanta University
Director of Strength and Conditioning	
2007-09	Melbourne HS
Assistant Head Football Coach	
2005-07	Cheyney University
Director of Strength and Conditioning	
2004-05	Simon Gratz
Head Football Coach	

BOWL GAMES COACHED (6)

2017 Capital One Orange Bowl	Miami
2016 Russell Athletic Bowl	Miami
2014 Belk Bowl	Georgia
2014 Gator Bowl	Georgia
2011 TicketCity Bowl	Penn State
2010 Outback Bowl	Penn State

Felder brings over a decade of coaching experience to the University of Miami Strength and Conditioning program.

Felder obtained his Master of Education Degree in Educational Leadership with a concentration in Health Education from Penn State while serving as a graduate assistant and assistant football coach. He was also groomed there as an undergraduate and earned his bachelor's in Kinesiology.

Felder played four years with the Nittany Lions from 1998-2002 and was named to the All Big Ten team in 2001 and 2002 at the left tackle and guard positions.

After a short stint in the National Football League (NFL) with the Cleveland Browns, he began his coaching career in the high school ranks with Simon Gratz High School (Philadelphia), Melbourne High School (Florida), and State College Area High School (State College Pa) as head and assistant coaching positions. Felder also spent time at Cheyney University, and Clark Atlanta University, serving as the Director Strength and Conditioning and assistant football coach, with both Universities.

He is a native of North Philadelphia, Pennsylvania, who prepped at Berwick Area High School where he was an All-America offensive lineman.

Felder is most inspired by his high



ALEX DEVINE
GRADUATE ASSISTANT /
DEFENSE
MISSISSIPPI STATE (2015)

Alex Devine is in his third season as a graduate assistant for the Miami Hurricanes football program.

Devine arrived in Coral Gables prior to the 2016 season following two years as a student assistant at Mississippi State.

During his two seasons as a student assistant, Devine worked primarily with the Bulldogs' defensive line.

Devine played two seasons at Mississippi Delta Community College where he started at offensive line during the 2011 and 2012 seasons.

The Winona, Miss., native earned his degree in sport studies in 2015.




MATTHEW GAZZILLO
GRADUATE ASSISTANT /
DEFENSE
FLORIDA STATE (2014)

Matthew Gazzillo is in his second season as a graduate assistant for the Miami Hurricanes football program.

Prior to his current role, he served as a defensive quality control analyst for the 2015 and 2016 seasons. Gazzillo was a volunteer in the football office during the 2014 campaign.

A native of Fort Lauderdale, Fla., Gazzillo graduated with a degree in English from Florida State University. Prior to his arrival at FSU, Gazzillo starred on the St. Thomas Aquinas football team as a defensive lineman, helping the team to a pair of state championships.

During his time at St. Thomas Aquinas, Gazzillo was teammates with former Hurricanes Brandon Linder and Phillip Dorsett.



DANNY KALTER
GRADUATE ASSISTANT /
SPECIAL TEAMS
MIAMI (2017)

Danny Kalter is in his second season as a graduate assistant for the Miami Hurricanes football program.

Prior to his current role, Kalter served as a student volunteer at Miami for the 2013-2016 seasons.

A native of Pembroke Pines, Fla., Kalter graduated from the University of Miami in 2017.



TYLER PEARSON
GRADUATE ASSISTANT /
OFFENSE
FIU (2017)

Tyler Pearson begins his first season as the Hurricanes' offensive graduate assistant in 2018.

From 2015-17, Pearson played an integral role working with

the Miami running backs. During that three-year period, Pearson helped provide support for the Miami offense, which saw UM's rushing attack emerge as one of the ACC's best, including a 1,000-yard season from Mark Walton in 2016.

Before transitioning to the football offices, Pearson began his tenure at Miami working as a communications assistant where he assisted the public relations staff on Hurricane football and men's basketball game days.

Prior to his time at Miami, Pearson spent time working at the Hurricanes' flagship radio station, 560 WQAM.

Pearson is a graduate of Florida International University with a bachelor's degree in organizational communication studies.



DAVID COONEY
QUALITY CONTROL ANALYST
/ OFFENSE
MIAMI (2017)

David Cooney is in his second season as a quality control analyst for the Miami Hurricanes football program.

Prior to his current role, Cooney was the offensive coordinator for the Miami Southridge Spartans, who won the 2016 8A state championship under his guidance.




BRANDON LUMISH
QUALITY CONTROL ANALYST
/ OFFENSE
MIAMI (2013)

Brandon Lumish is in his fourth season as an offensive quality control analyst for the Miami Hurricanes football program.

Lumish served as an intern for the offensive coaching staff during spring of 2014 and was a student assistant in 2013.

A native of Miami, he graduated from the University of Miami in 2013 with a bachelor's degree in communications with a double minor in psychology and sports administration.



GREG NOSAL
QUALITY CONTROL ANALYST
/ OFFENSE
VIRGINIA TECH (2011)

Greg Nosal is in his third season as an offensive quality control analyst for the Miami Hurricanes football program.

He joined the staff after spending three years as a graduate assistant at Virginia Tech, spending the past two seasons under the direction of current UM offensive line coach Stacy Searels. In his first season at Virginia Tech, Nosal worked with the Hokies' tight ends and assisted with the scout team secondary.

Prior to beginning his coaching career, Nosal played offensive line for Virginia Tech from 2007-11 and helped guide the Hokies to three ACC Championships and four BCS bowl appearances (three Orange Bowls and one Sugar Bowl). As a senior in 2011, Nosal earned All-ACC honors.

Following his collegiate career, Nosal earned his undergraduate degree in Business Management. A native of

Virginia Beach, Va., Nosal was an all-state tight end at Kellam High School.



DEMARCUS VAN DYKE
QUALITY CONTROL ANALYST
/ DEFENSE
MIAMI (2010)

DeMarcus Van Dyke is in his first season as a defensive quality control analyst for the Miami Hurricanes football program.

Van Dyke, who played six seasons in the NFL, graduated from Miami in 2010. He was selected by the Oakland Raiders in the third round of the 2011 NFL Draft after a standout playing career with the Hurricanes.

The Miami Gardens, Fla., native spent the 2017 season as cornerbacks coach at ASA College in Miami. Van Dyke and his wife, Kiawana Griffin-Van Dyke, live in Miramar. The couple has a son, DeMarcus Van Dyke, Jr., 7, and daughter, Kai, 1.



MIKE ZUCKERMAN
QUALITY CONTROL ANALYST
/ DEFENSE
MIAMI (2012)

Michael Zuckerman is in his second season as a defensive quality control analyst for the Miami Hurricanes football program.

Zuckerman, who spent the previous two seasons as a graduate assistant at Miami before transitioning to quality control analyst, returned to Coral Gables after spending nearly two years as a member of the Rutgers coaching staff. He was a player development assistant in 2013 and was elevated to graduate assistant in 2014 before leaving for Miami.

Prior to Rutgers, Zuckerman spent three years working as a student with the Hurricanes. He earned his start as a volunteer operations assistant before serving as a volunteer offensive assistant for the Hurricanes. Zuckerman got his start in coaching at New Rochelle (N.Y.) High School in 2008, working with the offensive and defensive lines as an assistant coach.

A 2012 University of Miami graduate, Zuckerman was a four-year member of the New Rochelle football team, including serving as captain as a senior.



JOHN THOMAS
ASSOCIATE STRENGTH & CONDITIONING COACH
MUSKINGUM COLLEGE

John Thomas is in his third season at Miami. Thomas arrived in Coral Gables prior to the 2016 season after spending the past four years on head football coach Mark Richt's staff at Georgia, where he served as the senior associate director of strength and conditioning.

In his four years on the UGA staff, Thomas worked with 21 All-SEC players (eight first team) and had 15 players selected in the NFL draft.

Prior to his time at Georgia, Thomas served as the head football strength and conditioning coach at Penn State for 20 years.

At Penn State, his strenuous program was known for producing fourth-quarter success. Penn State won seven games decided by 10 points or less in 2011, and his teams won 22 such games between 2005-11. His efforts were recognized with his 2002 selection as Master of Strength and Conditioning Coach, a title held by fewer than 30 people worldwide. He also was chosen the 1997 National Collegiate Strength and Conditioning Coach of the Year.

During his tenure at Penn State in the weight room, he coached 124 All-Big Ten players, 81 NFL draft picks including 17 first rounders. The Nittany Lions earned 16 post-season bowl invitations during that time. Twenty-five of his former graduate assistants have become college or professional level strength coaches or personal trainers, all with master's degrees.

Thomas spent three seasons at the U.S. Military Academy, the last two as the head of the strength and conditioning program in 1989-91. A Muskingum College graduate, he started at defensive tackle for two years and at offensive guard for two seasons and was an All-Ohio Valley Athletic Conference first-team pick and a second-team Division II All-American. He was inducted into the Muskingum Athletic Hall of Fame in October 2008.

Thomas spent two years as a graduate assistant football and strength coach at Toledo. At the University of the South (1986-88), he coached football and served as a strength coach in football and baseball.

He is married to the former Kelly Sims of Huntland, Tenn., and they have three children: Jacob, Logan and Grace.



VICTOR ISHMAEL
ASSISTANT STRENGTH & CONDITIONING COACH
SOUTH CAROLINA STATE
(1987)

Victor Ishmael is currently in his 17th year at the University of Miami, and completing his 20th year in collegiate strength and conditioning. He has been responsible for overseeing and implementing programs for football, golf, rowing, softball, women's basketball, wrestling, cheerleading, and track and field.

A native of Neeses, South Carolina, Ishmael received his Bachelor's degree in English Education from South Carolina State University in 1987. Ishmael is not only certified by Collegiate Strength and Conditioning Coaches Association (CSCCA) as a Master Strength Coach, but also by the National Strength and Coaches Association (NSCA), as a Certified Strength and Conditioning Specialist (CSCS), and Registered Strength and Conditioning Coach with Distinction (RSCC*D).

He worked as an Assistant Strength Coach at the University of North Carolina from 1998 to 2001, prior to that he coached at the University of South Carolina from 1997 to 1998 and was a volunteer coach at the University of Georgia during the summer of 1996.

Coach Ishmael is married to Renee Davis Ishmael and they have five kids: Victor Jr, Aiyana, Jabari, Jessica and Marisa.



JEREMY ROBERTS
ASSISTANT STRENGTH & CONDITIONING COACH
SOUTH ALABAMA (2011)

Jeremy Roberts is in his third season at Miami. He arrived



in Coral Gables prior to the 2016 season after he obtained his Master of Business Administration degree from Clark Atlanta University, while serving as an assistant with the Strength and Conditioning Department. Roberts also played a graduate season with the Panthers in 2012 at the cornerback position.

Roberts obtained his undergraduate degree from the University of South Alabama earning a degree in Interdisciplinary Studies. He played three years with the Jaguars (2008-2011) at wide receiver and cornerback.

A native of Mobile, Ala., Roberts prepped at W.P. Davidson High School (2007).



MIGUEL RIVERA
ASSISTANT STRENGTH & CONDITIONING COACH
EAST STROUDSBURG (2009)

Miguel Rivera is in his third season at Miami. He arrived prior to the 2016 season after he spent the past six years at Stony Brook, including the last three as the Director of Athletic Performance. He was named Assistant Director of Strength and Conditioning at the University of Miami on August 22, 2016.

Rivera 10 years of coaching experience in athletic performance and will work extensively with Football and Diving. Prior to his arrival at Miami, Rivera was the Interim Assistant Athletics Director at Stony Brook University. Before that appointment, he spent three years serving as the Director of Athletic Performance and three years as the Assistant Speed, Strength and Conditioning Coach.

During his time at Stony Brook, Miguel helped SBU capture three Big South Championships in football and earn a spot in the FCS Playoffs for the first time in school history where they would go on to advance to the second round of the 2011 NCAA Div.

Prior to his time at Stony Brook, Rivera served as a strength and conditioning graduate assistant at East Stroudsburg from 2009-2010 where he designed and developed in and off-season strength training programs and cultivated strategies to augment the abilities of the student-athletes.

Rivera began his career in strength and conditioning as an intern at the University of Princeton during the summer of 2009, assisting with strength and conditioning programs for football and men's and women's basketball.

A 2009 graduate of East Stroudsburg University, Rivera earned his Bachelor of Sport Management and minor in Exercise Science in Kinesiology while on football scholarship for the Warriors. He received his Master of Science in Exercise Physiology from East Stroudsburg in 2010.



KYLE BELLAMY
DIRECTOR OF FOOTBALL NUTRITION & PERFORMANCE
MIAMI (2009)

Kyle Bellamy is in his fifth season at the University of Miami and his third as the Hurricanes' director of football nutrition & performance.

In his current capacity, Bellamy oversees the sports nutrition needs for Miami's entire athletics department, including nutrition education, counseling, training tables, body composition analysis and supplement evaluation.

Bellamy, a 2009 Miami alum and former Hurricanes baseball player, is no stranger to the Coral Gables community, as he

spent the previous two seasons working in the Hurricanes' strength and conditioning department as a full-time intern.

The Florida native also spent time as a pitching coordinator at Baseball .365 where he oversaw pitchers at the baseball academy in Doral, Fla.

As a player at Miami, Bellamy participated in College World Series with the No. 1-ranked Hurricanes in 2008, when he was a second-team All-American and was invited to play for Team USA. In 2009, Bellamy earned first-team All-America honors, and was named to watch lists for a number of major honors, including the Golden Spikes Award, the Dick Houser Trophy and Stopper of the Year Award.

Following his collegiate career, the Chicago White Sox selected Bellamy in the fifth round of the 2009 MLB First-Year Player Draft.

During his time with the White Sox, Bellamy was recognized as the "Hardest Working Pitcher in the Organization" in 2010 and 2012.



DON CORZINE
DIRECTOR OF FOOTBALL OPERATIONS
INDIANA (1999)

Former Arizona Cardinals scout Don Corzine is in his seventh year as the Director of Operations for the University of Miami football program.

In his current role, Corzine oversees the day-to-day operations of the Miami football team with responsibilities including team travel, staff coordination and budget control.

Prior to joining the Hurricanes' staff, Corzine had spent the previous seven years with the Arizona Cardinals and was the organization's east coast scout for his last four years. He joined the organization in June 2005 as its northeast scout.

Prior to his jump to the NFL, Corzine served as the Director of Football Operations at Connecticut from 2000-2005 under current Maryland Terrapins head coach Randy Edsall. While at UConn, Corzine was responsible for coordinating team travel, pre-season camp and player housing. He also designed and implemented a recruiting evaluation system, while organizing and coordinating clinics and recruiting visits.

Before being named Director of Football Operations at UConn, he was an assistant coach and recruiting coordinator for the Huskies from March 1999 to May 2000. During his six-year tenure in Storrs, Conn., he directed the Randy Edsall Football Camp; he organized and administered housing, budgeting and scheduling for the camp, while also hiring and assigning camp staff.

A native of Canton, Ohio, Corzine graduated from Indiana University in 1999 with a bachelor's degree in sport management. Following graduation, he spent eight months as a graduate assistant at Ball State.



MATT DOHERTY
DIRECTOR OF PLAYER PERSONNEL
MIAMI (2008)

Matt Doherty is in his third season as the Hurricanes' director of player personnel under head coach Mark Richt.

Doherty, who graduated from Miami's School of Business

Administration in 2008, returned to The U after he spent the 2015 season as recruiting coordinator under Jim Harbaugh at the University of Michigan.

During his time in Ann Arbor, Doherty was instrumental in helping the Wolverines land the nation's No. 4 overall recruiting class according to Rivals.com. He also helped the Wolverines land the country's consensus No. 1 overall prospect in Rashan Gary.

Before departing to Michigan, Doherty spent four seasons with the Miami Hurricanes football program, including one as the director of player personnel. Doherty initially joined the Hurricanes' staff as the coordinator of football operations in February 2011.

Before joining the Hurricanes, Doherty spent the 2009-10 season as a scouting assistant with the New England Patriots, where he contributed to the evaluation of both professional and collegiate prospects, and aided in preparations for the NFL Draft.

Doherty is a native of Andover, Mass.



JORGE BAEZ
DIRECTOR OF PLAYER
DEVELOPMENT / OFFENSE
FIU (2003)

Jorge Baez begins his fifth season with the Miami Hurricanes' football program and his third under head coach Mark Richt, serving as the director of player development for the offensive side of the ball.

In 2015, Baez held the role of director of on-campus recruiting with the Hurricanes' football program.

Baez spent the 2014 season with Miami as the program's assistant director of player personnel. In this capacity, Baez assisted with recruiting and gameday operations.

The Miami native also spent the 2003-05 seasons under head coach Larry Coker. During these three seasons with the Hurricanes, Baez gained valuable experience as he assisted in a variety of capacities and helped Miami make three straight bowl appearances, including the 2003 FedEx Orange Bowl, while the Hurricanes posted a record of 31-7 during that stint.

Prior to joining the Hurricanes staff in 2014, Baez spent the 2013 season as Gulliver Prep's offensive coordinator.

Before arriving at Gulliver Prep, Baez spent two seasons at Southern University in Baton Rouge, La.

During his two-year stint at Southern University, Baez served as the program's passing game co-coordinator and wide receivers coach.

In his first season as the program's wide receiver's coach, Baez made an immediate impact on the performance of the Southern receiving corps as the passing offense ranked No. 28 nationally and No. 1 in the SWAC, averaging 248.0 yards per game.

In his two seasons at Southern, Baez tutored three All-SWAC wide receivers (Mike Berry – 2011, LaQuinton Evans – 2011 and Lee Doss – 2012). In addition, Baez recruited and coached All-American wide receiver and Miami native Willie Quinn.

Before his arrival at Southern, Baez served as the offensive coordinator and recruiting coordinator at Lambuth University in Jackson, Tenn.

Prior to Baez' stop at Lambuth, the energetic coach held stints guiding prospects to successful collegiate and professional careers.

In 2009, Baez mentored a pair of record-setting receivers at Ole Miss in Shay Hodge and Dexter McCluster. Hodge and McCluster would eventually go on to earn first-team All-SEC

honors. Hodge became the first player in Ole Miss history to top 1,000 yards receiving (1,135) and led the SEC in both yards and catches (70), while ranking third in the conference with eight TD receptions. He finished as the Ole Miss all-time leader in receiving yards.

A dual-purpose threat, McCluster became the first SEC player ever with 1,000 yards rushing and 500 yards receiving in the same season. He ended his career No. 2 on the Ole Miss all-time all-purpose yardage list.


In 2008, Baez helped Houston Nutt's Rebels reverse their fortunes, as the team posted a 9-4 record, won the Cotton Bowl and earned a No. 14 final national ranking.

In his second season with the Rebels, Baez mentored a Rebel receiving corps that produced current Miami Dolphins wide receiver Mike Wallace. Wallace entered the NFL after he was selected by the Pittsburgh Steelers in the third round.

Baez coached one season at the prep level before arriving in Oxford. He served as the receivers coach at Miami Palmetto High School in 2006 before holding the same post at Gulliver Prep in spring 2007.

As a player, Baez competed for Upper Iowa University 1998-2000 and later earned a bachelor's degree in 2003 from Florida International University, where he also worked one season with the football staff as a student assistant.

Baez is married to the former Laura Jaca, and the couple has two sons, Robert and Jorge, and a daughter, Chloe.



JOEL RODRIGUEZ
DIRECTOR OF PLAYER
DEVELOPMENT / DEFENSE
MIAMI (2005)

Joel Rodriguez, a former lineman at the University of Miami, begins his fourth year as a member of the Hurricanes staff in 2018 where he serves as the team's director of player development for the defensive side of the ball.

Rodriguez returned to Coral Gables following an impressive three-year tenure at Fordham University, where he primarily worked with the offensive line and served as the run game coordinator. Under his watchful eye, the Fordham offense enjoyed a record-setting year with four of the five starting linemen earning All-Patriot League honors in 2014. The line blocked for freshman running back Chase Edmonds, who won the 2014 Jerry Rice Award as the top NCAA FCS freshman as well as the 2014 Patriot League Rookie of the Year award.

In 2014, the Rams led the Patriot League in passing offense, total offense and scoring offense, while on the national level the Rams ranked fourth in passing offense (326.1 yards/game) in the NCAA FCS and ranked among the top ten in scoring offense (40.6 points/game – fifth), team passing efficiency (156.23 – third), total offense (494.1 yards/game – seventh) and first downs (331 - ninth).

In 2013, the Fordham running game was a key to the Rams' success as the team set school records for scoring (526 points), passing offense (5,052 yards) and total offense (7,214), with linemen Mason Halter and Tom Fisher leading the way, as each earned First Team All-Patriot accolades at season's end with Halter also receiving All-America honors. The Rams also led the NCAA FCS in total offense, averaging 376.4 yards/game.

In 2012, Rodriguez coached an offensive line that helped the Fordham offense average 435.7 yards/game, second-best in the Patriot League and 18th-best in the NCAA FCS, while the Rams scored 31.2 ppg, second in the league and 32nd in the NCAA FCS.

Rodriguez arrived at Fordham after serving as the offensive line coach at Bryant University for four years, helping the Bulldogs make the transition from NCAA Div. II to NCAA FCS. In 2011, Rodriguez guided an offensive line that helped running back Jordan Brown lead the NCAA FCS in rushing, averaging 165.0 yards/game. In 2010, the Bulldogs allowed just 14 sacks in eight conference games, ranking in the top half of the league in that category.

In his first year at Bryant, the Bulldogs enjoyed a tremendously successful inaugural season competing at the Division I level, posting a 7-4 record overall, thanks in part to a strong running game. Prior to his four years at Bryant, Rodriguez was a graduate assistant coach at Mississippi in the spring of 2007.

A 2005 graduate of the University of Miami, Rodriguez was a standout offensive lineman with the Hurricanes from 2001-04, garnering Verizon Academic All-District honors during his career and being named to three BIG EAST All-Academic teams and one ACC All-Academic squad.

After serving as a backup during his first two years, Rodriguez was the starting center and anchor on the offensive line as a junior and senior. Rodriguez played in 11 games as a junior with 10 starts before suffering a season-ending injury against Rutgers. He was named offensive MVP by the Miami coaching staff after an outstanding game in the team's win over in-state rival Florida in 2003.

Rodriguez signed a free-agent contract with the NFL's Tennessee Titans following graduation and was a member of the practice squad in 2005 before being allocated to the NFL Europe Berlin Thunder in 2006.

Rodriguez is a graduate of Monsignor Pace High School where he was named the top-ranked center and fifth-best offensive lineman by Florida Prep Football



CHIP FRANCOFORTE
ASSISTANT DIRECTOR OF
PLAYER PERSONNEL
FREDONIA STATE (2011)

Chip Francoforte is in his third season as the Hurricanes' assistant director of player personnel. He joined the staff in the spring of 2016.


In his current capacity, Francoforte assists the director of player personnel with the planning of coaches recruiting travel. He also oversees the management of the team's recruiting database, while evaluating and identifying scholarship and walk-on prospects.

Francoforte arrived in Coral Gables after serving as the assistant recruiting operations coordinator with the University of Georgia football program from August 2015 to March 2016 where he assisted in securing the nation's seventh-ranked recruiting class in 2016. During his time in Athens, Ga., Francoforte was instrumental in coming up with the team's strategic plan for social media.

Prior to this stop at Georgia, Francoforte spent two years as a recruiting assistant at the State University of New York at Buffalo, where he served in a number of different capacities, including scouting, film evaluation and academics.

Francoforte began his career with the Buffalo Bills in July of 2012 as a football operations and player personnel intern.

Francoforte earned his bachelor's degree in sports management from Fredonia State University in 2011 and his master's degree in sports management from Canisius College in 2012.



BROOKE WILSON
ASSISTANT DIRECTOR OF
FOOTBALL OPERATIONS
/ RECRUITING RELATIONS
WESTFIELD STATE (2010)

Brooke Wilson is in her fourth season as the Miami Hurricanes' Assistant Director of Football Operations/Recruiting.

In her role with the team, Wilson assists with day-to-day team operations, team travel, coordinating on-campus recruiting visits and has direct oversight of the team's recruiting assistants.

Prior to her arrival in Coral Gables, Wilson spent two and a half years at Florida Atlantic University where she held the titles of academic advising intern and Interim Director of Football Operations.

While serving as an athletic academic advising intern during the 2012-13 academic season, Wilson mentored 19 at-risk student-athletes. She also facilitated student-athlete academic progress reports and assistant freshman student-athletes with their transition from high school to college.

In addition, Wilson served as a life skills liaison where she coordinated a series of professional development speakers for FAU's 2013 Spring Workshop Series.

Prior to the 2013 season, Wilson transitioned to the FAU football team where she played a key role in all of the team's day-to-day activities, serving as the school's Intercollegiate Athletics Coordinator for Football.

Following the 2013 campaign, Wilson was elevated to the title of Interim Director of Football Operations – a role she held for the entire 2014 season.

During 2014, Wilson organized and implemented all team travel, meals, hotels and gameday operations for over 140 individuals, which included players and team personnel. In addition, Wilson structured and implemented all official and unofficial recruiting visits, while managing FAU head coach Charlie Partridge's daily schedule.

Wilson received her bachelor's degree in communications from Westfield State University in 2010 and her master's degree in counseling in 2012.

While obtaining her master's degree at Bloomsburg University, Wilson served as a graduate assistant in the sports information office.

She also assisted the Student-Athlete Advisory Committee in implementing fundraising and community engagement events, frequently developing content for the SAAC website and athletics page. Wilson – a New England native - resides in Miami.



VINNY SCAVO
ASSOCIATE ATHLETICS
DIRECTOR FOR ATHLETIC
TRAINING
FLORIDA STATE (1983)

Vincent "Vinnie" Scavo begins his 13th season working within the University of Miami's athletic training staff and his third as the department's Associate Athletic Director for Athletic Training. Scavo also serves as the team's head football athletic trainer.

Scavo rejoined the University of Miami's athletic training staff as its associate athletic trainer and head football athletic trainer prior to the start of the 2011 season.

Scavo has extensive experience as an athletic trainer at the professional, college and high school levels, previously serving as Miami's baseball athletic trainer from 1984-87, including

during the Hurricanes' 1985 national championship season.

From 2008-11, Scavo worked as the director of sports medicine services and head athletic trainer at the University of Miami Miller School of Medicine. With the division serving as the official sports medicine provider for the Hurricanes, Scavo worked closely with the team doctors and student-athletes -- relationships that continue in his current capacity within the athletic department.

Scavo worked with both the New York Yankees (1981-83) and Florida Marlins (1992-96) organizations, earning Minor League Athletic Trainer of the Year honors by the Professional Baseball Athletic Trainer Society and Florida State League Class A Baseball Athletic Trainer of the Year in 1994.

After two years as the rehabilitation coordinator for the Marlins' minor and major league teams (1994-96), he was named Director of Sports Medicine at Doctors Hospital and then served as the head athletic trainer at several South Florida high schools for 13 years, working at Miami Southridge (1996-2001), Chaminade-Madonna (2001-06) and Coral Gables (2006-08). Over that time, he developed the curriculum for the Miami-Dade County Public Schools' Coaches Certification Course and the MDCPS Injury Reporting System. In 2006, Scavo was named Florida's High School Athletic Trainer of the Year.

Additionally, he has worked as a certified athletic trainer with the Florida High School Athletic Association (FHSAA) state wrestling tournament since 1998 and worked with USA Baseball during the 1987 Pan American Games, 1991 Olympic trials and 1994 National trials.

Scavo is also an approved clinical instructor and has taught classes in sports medicine at both the high school and college levels since 1987. He served on the executive board of the Athletic Trainers of Florida for six years and has been a member of the Barry University Sports Medicine Advisory Committee since 2000.

Originally from Staten Island, N.Y., Scavo is a 1983 graduate of Florida State with a bachelor's degree in education. He is certified from the National Athletic Trainers' Association and is a licensed athletic trainer.

Scavo and his wife Tammy have three children - Alyssa, Alec and Ariene. In 2014, Scavo was inducted into the Iron Arrow Society.



DUSTIN WEST
ASSISTANT ATHLETIC TRAINER
MIDDLE TENNESSEE STATE
(2010)

Dustin West is in his seventh year as an assistant athletic trainer for football at the University of Miami. He joined Vinny Scavo's staff in June 2012.

He is in charge of all athletic training purchasing and manages the athletic training facility inventory. He also supervises three graduate assistant trainers. During his first year at Miami, he was the trainer for both football and track & field.

Prior to arriving in Coral Gables, he was a graduate assistant trainer for football at Auburn from 2010-12. He was a student athletic trainer for the Middle Tennessee men's basketball team during the 2009-10 season.

In addition, West served as a training camp intern with the New Orleans Saints during training 2009.

The Gray, Tenn., native graduated in 2010 from Middle Tennessee with a bachelor's degree in athletic training and later graduated in 2012 from Auburn with a master's in higher education.



KARL RENNALLS
ASSISTANT ATHLETIC TRAINER
MIAMI (2011)

Karl Rennalls is in his sixth year as an Assistant Athletic Trainer at the University of Miami, working with the football and Olympic sports programs. Rennalls previously served as an athletic training student intern in 2011-12.

Prior to returning to Miami, Rennalls spent the 2012 season as an intern with the Washington Redskins. While interning with the Redskins, Rennalls earned his master's degree in exercise science and health promotion with a concentration in rehabilitation science from the California University of Pennsylvania.

Rennalls is certified by the National Academy of Sports Medicine as a Corrective Exercise Specialist. A native of Cortlandt Manor, N.Y., Rennalls earned his bachelor's degree in athletic training from the University of Miami in 2011.

Rennalls and his wife, Estefania, live in South Miami.



HANNAH ARNDT
ASSISTANT ATHLETIC TRAINER
TROY (2014)

Hannah Arndt was hired as an assistant athletic trainer at the University of Miami in July 2016. She primarily works with the Hurricane women's tennis and golf teams.

Arndt joined Miami after nearly two years as a graduate athletic trainer at Florida International University. There, she helped oversee a wide array of medical care for the school's men's and women's soccer, women's tennis and women's swimming and diving programs.

A native of Hayden, Ala., Arndt also worked with six teams, including football and women's basketball, at Troy University during her four years as an undergraduate student.

In 2015, Arndt served as Botswana's head athletic trainer at the FINA World Championships in Kazan, Russia, and as a head athletic trainer at the Junior Orange Bowl International Tennis Championship in Miami.

Arndt earned an associate's degree in applied science from Wallace State Community College (Ala.) in 2010, a bachelor's degree in athletic training from Troy in 2014 and a master's degree in recreation and sport management from FIU in 2016. Arndt and her husband, Brandon, were married on June 27, 2015.



DAVID CASE
ASSISTANT DIRECTOR OF ATHLETICS / EQUIPMENT
NC STATE (2004)

David Case is in his sixth year at the University of Miami and his third as the Assistant Athletics Director for Equipment. In June 2014, he was voted AEMA District 3 Equipment Manager of the Year.

Prior to his appointment in Coral Gables, Case was the director of equipment operations at Florida Atlantic University from March 2011-December 2012. At FAU, Case oversaw and maintained equipment, apparel and field preparations for all 19 Division I varsity sports.

Prior to Florida Atlantic, he was the assistant equipment manager for nearly four years (June 2007-March 2011) at Baylor University. While at Baylor, he supervised the student managers, prepared all fields for practice and games, assisted in all football camps and coordinated visiting locker room operations for all opponents.

Case has also spent in time as an assistant equipment manager for the Carolina Cobras (2000-02), visiting clubhouse manager for the Carolina Mudcats (2003-04) of the Class A Carolina League and the Mississippi Braves (2005-06) of the Double-A Southern League and was an equipment manager intern at UCF (August 2006 - June 2007).

His start in college athletics came as a student equipment manager at NC State, where he spent four seasons working with Wolfpack football. He was the head student equipment manager during the 2002-03 season. He graduated from NC State in 2004 with a bachelor's degree in mass communication. He and his wife, Erin, have one daughter, Hayley.



BRAD ANDERSON
ASSISTANT DIRECTOR OF
EQUIPMENT
FLORIDA STATE (2012)

Brad Anderson is in his fourth year as an assistant director of equipment operations at the University of Miami.

A native of Weston, Fla., Anderson began his career at Miami as an equipment operations intern in 2014.

Anderson, who works directly with the Hurricanes Football program and also serves as the head of Olympic sports equipment, previously worked as an assistant equipment manager for the Pittsburgh Steelers of the NFL from 2012-2014.

Anderson was the head student equipment manager during his undergraduate career at Florida State. He graduated with his B.S. in sports management from Florida State in 2012.



DANIEL BOGENSCHUTZ
ASSISTANT DIRECTOR OF
EQUIPMENT
WESTERN KENTUCKY (2013)

Daniel Bogenschutz was hired in January of 2016 as an assistant director of equipment operations in the University of Miami athletics department. Bogenschutz works primarily with football at UM, but assists with Olympic sports as needed.

Before coming to Coral Gables, he spent nearly two years as a graduate assistant of equipment operations for the Hokies at Virginia Tech (2014-2015) where he worked under head coach Frank Beamer.

Bogenschutz holds a B.S. degree in sports management from Western Kentucky University where he worked as a student equipment manager for the Hilltoppers for three seasons (2011-2013).

In February 2015, he obtained certification from the Athletic Equipment Managers Association (AEMA).



GREG CARUANA
ASSISTANT DIRECTOR OF
EQUIPMENT
FLORIDA ATLANTIC (2013)

Greg Caruana is entering his second year on the Miami Hurricanes' equipment staff.

Caruana graduated from Florida Atlantic University, where he worked as a student manager for three seasons, in 2013.

Caruana served as the Owls' assistant equipment manager from May 2013 - August 2015, when he was promoted to head football equipment manager. Caruana served the Owls in that capacity through May 2017.



DREW ROSSETTI
VIDEO COORDINATOR
FLORIDA STATE (2005)

Andrew Rossetti is in his sixth year as video coordinator, having joined the University of Miami staff in March 2013. He handles the day-to-day video needs of the football staff and the entire UM athletics department.

Rossetti came to Coral Gables from the University of Kansas, where he was the football video coordinator during the 2012 season. While at KU, he was responsible for the day-to-day video needs of the football staff and oversaw the filming for all football practices and games.

From 2009-2011, he was the video director at Middle Tennessee, where he was in charge of all aspects of video operations and assisted in scoreboard productions for basketball games and special events. Before moving to Middle Tennessee, he spent a year as the assistant football video coordinator at Washington State.

In 2005, he co-founded Professional Sports Inc. (PSI Videos), a company specializing in editing video footage. He left PSI in 2008 for Washington State.

He is a 2005 graduate of Florida State with a bachelor's degree in mass media communications and a minor in criminology. He earned his associate's degree from Palm Beach Community College in 2002. During his time at Florida State, he worked for WFSU television station and WFVS 89.7 FSU radio.

Drew and his wife, Rachel, live in Miami.



DEVON KLEICH
ATHLETICS VIDEO PRODUCER
NEBRASKA (2015)

Devon Kleich is in his second season as assistant video producer for the Miami Hurricanes football program.

Kleich, who arrived at Miami in July of 2017, spent the spring of 2017 working with the University of Kansas as video assistant.

A video intern with the Minnesota Vikings of the NFL from May 2016 - January 2017, Kleich served as student video coordinator during his undergraduate career at Nebraska.

Kleich graduated from Nebraska in December 2015 with his Bachelor of Journalism degree in broadcasting.



JUSTIN WELLS
ASSISTANT DIRECTOR /
FOOTBALL OPERATIONS
 CONNECTICUT (2013)

Justin Wells is in his fourth year on the Miami Hurricanes' football staff and his second as assistant director of football operations.

In his current capacity, Wells coordinates the daily office responsibilities and assists with the student volunteer program.

During the 2014 campaign, Wells served as a football operations volunteer and was responsible with assisting in the day-to-day operations and coordinating the team's nutrition following practice.

Wells arrived in Coral Gables after a stint with the Arizona Rattlers of the Arena Football League in Phoenix, Ariz. During his time with the Rattlers, Wells worked with football operations, scouting and equipment.

A native of Beacon Falls, Conn., Wells graduated from the University of Connecticut in 2013 with a degree in sport management and a minor in business.

During his time as a student at UConn, Wells worked two years in the Huskies' Athletics Department, serving as an event operations intern.



SEBRINA BEYER
ADMINISTRATIVE ASSISTANT
TO THE HEAD COACH
 SOUTH CAROLINA

Sebrina Beyer joined the University of Miami football staff in February 2016. Sebrina is responsible for managing head coach Mark Richt's schedule, travel, correspondence, speaking engagements and expense reports.

Prior to UM, she spent 16 years as the Director of Public and Media Relations for the Chicago Bulls. Beyer served as liaison between the Bulls, local, national and international media. She was also responsible for facilitating player and staff interviews, photo shoots and press conferences. In addition, Beyer managed the department's budget, staff and publications and traveled with team to handle public relations for road games. Before joining the Public and Media Relations Department, Beyer spent five seasons as Coordinator of Community Relations for the Chicago Bulls. She began her career with the Bulls as an intern in the community relations department.

A native of South Carolina, she graduated from the University of South Carolina with a B.A. degree in Broadcast Journalism and while at USC, worked three years as a student assistant in the sports information department and the football recruiting office. She also earned a master's degree in Sports Management from the United States Sports Academy.

Beyer resides in Miami with her husband David Beyer, who is Director of Basketball Operations for the Miami Heat. The couple has twin boys, Jordan and Bryce and a boxer named Buster.



2017 SEASON IN REVIEW

Game Recaps.....	68-74
Season Statistics	75-102

GAME 1 | SEPT. 2 | MIAMI GARDENS, FLA.

GAME 2 | SEPT. 23 | MIAMI GARDENS, FLA.

BETHUNE-COOKMAN	13
#18/#18 MIAMI	41

TOLEDO	30
#14/#14 MIAMI	52

Score by Quarters	1	2	3	4	Score
Bethune-Cookman (0-1)	3	3	7	0	13
Miami (1-0)	3	21	14	3	41

Score by Quarters	1	2	3	4	Score
Toledo (3-1)	0	16	0	14	30
Miami (2-0)	10	0	14	28	52

Scoring Summary

1st	07:25	BCU	Uriel Hernandez 36 yd field goal, 12-54 7:35, BCU 3 - UM 0
	03:19	UM	Badgley 27 yd field goal, 11-55 4:06, BCU 3 - UM 3
2nd	13:31	UM	Walton, M 5 yd run (Badgley, M. kick) 9-48 2:44, BCU 3 - UM 10
	08:31	UM	Cager, L. 5 yd pass from Rosier, M. (Badgley, M. kick) 8-92 3:08, BCU 3 - UM 17
	05:34	UM	Langham, D. 5 yd pass from Rosier, M. (Badgley, M. kick) 4-78 1:56, BCU 3 - UM 24
	00:53	BCU	Uriel Hernandez 35 yd field goal, 14-59 4:41, BCU 6 - UM 24
3rd	12:30	UM	Walton, M 6 yd run (Badgley, M. kick) 7-72 2:30, BCU 6 - UM 31
	06:16	BCU	Michael Jones 1 yd run (Uriel Hernandez kick) 11-75 6:14, BCU 13 - UM 31
	01:08	UM	Berrios, B. 22 yd pass from Rosier, M. (Badgley, M. kick) 4-52 1:14, BCU 13 - UM 38
4th	05:14	UM	Badgley 50 yd field goal, 8-32 3:27, BCU 13 - UM 41

Scoring Summary

1st	08:57	UM	Walton, M. 44 yd run (Badgley, M. kick) 5-85 2:08, TOLEDO 0 - UM 7
	03:40	UM	Badgley, M. 19 yd field goal, 6-83 2:37, TOLEDO 0 - UM 10
2nd	14:08	TU	Vest, J. 24 yd field goal, 11-68 4:32, TOLEDO 3 - UM 10
	07:48	TU	Vest, J. 49 yd field goal, 12-31 5:05, TOLEDO 6 - UM 10
	03:30	TU	Johnson, J. 37 yd pass from Woodside, L. (Vest, J. kick) 8-84 2:15, TOLEDO 13 - UM 10
	00:00	TU	Vest, J. 32 yd field goal, 10-67 1:51, TOLEDO 16 - UM 10
3rd	05:36	UM	Homer, T. 12 yd run (Badgley, M. kick) 8-91 2:54, TOLEDO 16 - UM 17
	00:20	UM	Harris, D. 10 yd pass from Rosier, M. (Badgley, M. kick) 3-61 1:16, TOLEDO 16 - UM 24
4th	11:44	UM	Berrios, B. 19 yd pass from Rosier, M. (Badgley, M. kick) 2-36 0:09, TOLEDO 16-UM 31
	11:23	UM	Herrndon IV, C. 2 yd pass from Rosier, M. (Badgley, M. kick) 7-73 2:23, TOLEDO 16-UM 38
	09:21	TU	Johnson, D. 6 yd pass from Woodside, L. (pass failed) 6-77 2:02, TOLEDO 22 - UM 38
	07:37	TU	Johnson, D. 8 yd pass from Woodside, L. (pass converted) 1-8 0:07, TOLEDO 30 - UM 38
	06:01	UM	Rosier, M. 23 yd run (Badgley, M. kick) 5-75 1:36, TOLEDO 30 - UM 45
	02:30	UM	Homer, T. 15 yd run (Badgley, M. kick) 5-42 1:48, TOLEDO 30 - UM 52

	B-CU	UM
FIRST DOWNS	20	28
RUSHES-YARDS (NET)	30-121	34-317
PASSING YDS (NET)	229	233
Passes Att-Comp-Int	25-39-1	18-31-0
TOTAL OFFENSE PLAYS-YARDS	69-350	65-550
Fumbles: Number-Lost	1-1	1-0
Punt Returns-Yards	0-0	1-12
Kickoff Returns-Yards	4-100	3-65
Interception Returns-Yards	0-0	1-24
Punts (Number-Avg)	5-39.8	2-49.0
Penalties-Yards	13-101	8-83
Possession Time	34:29	25:31
Third-Down Conversions	8 of 17	4 of 8
Fourth-Down Conversions	2 of 2	0 of 0
Red-Zone Scores-Chances	3-3	6-7
Sacks By: Number-Yards	0-0	1-6

	TOLEDO	UM
FIRST DOWNS	23	27
RUSHES-YARDS (NET)	35-85	26-254
PASSING YDS (NET)	344	333
Passes Att-Comp-Int	50-29-0	36-27-1
TOTAL OFFENSE PLAYS-YARDS	85-429	62-587
Fumble Returns-Yards	0-0	1-7
Punt Returns-Yards	0-0	0-0
Kickoff Returns-Yards	5-94	3-69
Interception Returns-Yards	1-35	0-0
Punts (Number-Avg)	7-37.1	4-36.2
Fumbles-Lost	2-1	0-0
Penalties-Yards	10-77	8-75
Possession Time	35:31	24:29
Third-Down Conversions	13 of 23	3 of 9
Fourth-Down Conversions	0 of 0	0 of 0
Red-Zone Scores-Chances	5-5	6-6
Sacks By: Number-Yards	2-14	4-18

RUSHING: Miami: Walton, M. 16-148; Homer, T. 11-103; Rosier, M. 4-43; Gray, T. 3-25 BCU: Tupac Isme 7-47; Michael D. Jones 12-53; Keavon Mitchell 2-18; Larry Brihm, Jr. 5-15; Frank Brown 1-1; Jamaruz Thompkins 3-1

PASSING: Miami: Rosier, M. 17-28-0-217; Shirreffs, E. 1-2-0-16; BCU: Larry Brihm Jr. 22-35-1-212, Jabari Dunham 3-4-0-17

RECEIVING: Miami: Langham, D. 3-65; Cager, L. 3-47; Berrios, B. 3-35; Homer, T. 2-25; Walton, M. 2-8; Harley, M. 1-18; Dallas, D. 1-16; Irvin, M. 1-11; Herrndon, C. 1-10; Thomas, J. 1-2 BCU: Michael D. Jones 7-51; Jaw-ill Davis 5-48; Keavon Mitchell 4-23; Frank Brown 2-23; Ja-Quan Lumas 2-14; Jamaruz Thompkins 1-41; Jonathan Thomas 1-19; Donald Johnson IV 1-13; Tupac Isme 1-2; Demetrius Weaver- 1-5

RUSHING: TOLEDO-SWANSON, Terry 20-79; WOODSIDE, Logan 8-16; THOMPSON, Art 5-7; SEYMOUR, Shakif 1-0; Miami (FL)-Walton, M. 11-204; Homer, T. 8-32; Rosier, M. 4-11; Gray, T. 1-9

PASSING: TOLEDO-WOODSIDE, Logan 28-48-0-342; JULIAN, Michael 1-2-0-2; Miami (FL)-Rosier, M. 27-36-1-333

RECEIVING: TOLEDO-JOHNSON, Diontae 8-66; THOMPSON, Cody 4-114; JOHNSON, Jon'Vea 5-79; MCKINLEY-LEWIS, D. 5-46; THOMPSON, Art 3-15; SWANSON, Terry 1-11; GILLIAM, Reggie 1-11; N'SHAKA, Neru 1-2; Miami (FL)-Herrndon, C. 8-65; Berrios, B. 5-105; Homer, T. 3-46; Harley, M. 3-34; Irvin II., M. 2-28; Harris, D. 2-16; Cager, L. 1-15; Mullins, D. 1-14; Gray, T. 1-6; Walton, M. 1-4

GAME 3 | SEPT. 29 | DURHAM, N.C.

#14/#13 MIAMI	31
DUKE	6

Score by Quarters	1	2	3	4	Score
Miami (3-0, 1-0)	14	3	0	14	31
Duke (4-1, 1-1)	3	3	0	0	6

Scoring Summary

1st	08:25	UM	Berrios, B. 27 yd pass from Rosier, M. (Badgley, M. kick), 5-76 1:59, UM 7 - Duke 0
	03:40	UM	Rosier, M. 1 yd run (Badgley, M. kick) 7-68 2:27, UM 14 - Duke 0
	01:13	DU	Parker, A. 27 yd field goal 10-48 3:30, UM 14-3
2nd	03:13	UM	Badgley, M. 20 yd field goal 8-37 3:29, UM 17-3
	00:03	DU	Parker, A. 36 yd field goal 10-57 3:10, UM 17-6
4th	08:25	UM	Richards, A. 49 yd pass from Rosier, M. (Badgley, M. kick), 4-62 1:53, UM 24 - DU 6
	04:48	UM	Homer, T. 40 yd run (Badgley, M. kick) 1-40 0:07, UM 31 - Duke 6

	UM	DUKE
FIRST DOWNS	19	24
RUSHES-YARDS (NET)	35-139	46-183
PASSING YDS (NET)	270	166
Passes Att-Comp-Int	26-15-1	42-21-1
TOTAL OFFENSE PLAYS-YARDS	61-409	88-349
Fumble Returns-Yards	0-0	0-0
Punt Returns-Yards	2-34	0-0
Kickoff Returns-Yards	2-37	4-104
Interceptions-Yards	1-0	1-8
Punts (Number-Avg)	5-28.8	6-38.2
Fumbles-Lost	0-0	1-1
Penalties-Yards	5-59	7-82
Possession Time	26:29	33:31
Third-Down Conversions	4 of 12	5 of 19
Fourth-Down Conversions	1 of 1	1 of 3
Red-Zone Scores-Chances	2-2	2-3
Sacks By: Number-Yards	6-36	3-15

RUSHING: DUKE-Wilson, S. 9-63; Grier, B. 10-48; Jones, D. 18-31; Harris, Q. 2-22; Duncan, J. 4-14; Pierre, N. 2-3; Rahming, T. 1-2; Miami (FL)-Walton, M. 17-51; Rosier, M. 15-45; Homer, T. 3-43.

PASSING: DUKE-Jones, D. 21-41-1-166; Harris, Q. 0-1-0-0; Miami (FL) - Rosier, M. 15-26-1-270

RECEIVING: DUKE- Lloyd, J. 9-82; Taylor, C. 4-33; Wilson, S. 4-14; Rahming, T. 2-27; Koppenhaver, D. 1-6; Reeves, D. 1-4; Miami (FL) - Walton, M. 4-79; Richards, A. 3-106; Cager, L. 3-27; Berrios, B. 2-52; Herndon IV, C. 1-4; Harley, M. 1-2; Thomas, J. 1-0

GAME 4 | OCT. 7 | TALLAHASSEE, FLA.

#13/#12 MIAMI	24
FLORIDA STATE	20

Score by Quarters	1	2	3	4	Score
Miami (4-0, 2-0)	0	0	10	14	24
Florida State (1-3, 1-2)	3	0	0	17	20

Scoring Summary

1st	07:25	FSU	Aguayo, R. 36 yd field goal, 10-71 4:16, UM 0 - FSU 3
3rd	11:08	UM	Badgley, M. 31 yd field goal, 12-62 3:52, UM 3 - FSU 3
	06:57	UM	Berrios, B. 21 yd pass from Rosier, M. (Badgley, M. kick) 1-21 0:05, UM 10 - FSU 3
4th	12:17	FS	Izzo, R. 15 yd pass from Blackman, J. (Aguayo, R. kick) 6-77 2:30, UM 10 - FSU 10
	06:55	FS	Aguayo, R. 38 yd field goal, 8-44 4:22, UM 10 - FSU 13
	05:09	UM	Berrios, B. 6 yd pass from Rosier, M. (Badgley, M. kick) 6-75 1:46, UM 17 - FSU 13
	01:24	FS	Tate, A. 20 yd pass from Blackman, J. (Aguayo, R. kick) 9-75 3:45, UM 17 - FSU 20
	00:06	UM	Langham, D. 23 yd pass from Rosier, M. (Badgley, M. kick) 9-75 1:18, UM 24 - FSU 20

	UM	FS
FIRST DOWNS	20	22
RUSHES-YARDS (NET)	29-83	43-203
PASSING YDS (NET)	254	203
Passes Att-Comp-Int	19-44-1	17-28-2
TOTAL OFFENSE PLAYS-YARDS	73-337	71-406
Fumbles: Number-Lost	0-0	1-0
Punt Returns-Yards	2-38	1-4
Kickoff Returns-Yards	1-18	3-70
Interception Returns-Yards	2-4	1-0
Punts (Number-Avg)	9-43.7	7-33.7
Penalties-Yards	6-79	7-65
Possession Time	25:01	34:59
Third-Down Conversions	7 of 17	5 of 15
Fourth-Down Conversions	0 of 0	0 of 0
Red-Zone Scores-Chances	2-	3-3
Sacks By: Number-Yards	4-23	3-12

RUSHING: Miami: Homer, T. 3-29; Rosier, M. 14-29; Walton, M. 12-25; FSU: Akers, C. 20-121; Patrick, J. 11-91; Murray, N. 1-3; Taylor, L. 1-4; Blackman, J. 9-6

PASSING: Miami: Rosier, M. 19-44-1-254; FSU: Blackman, J. 17-28-2-203

RECEIVING: Miami: Berrios, B. 8-90; Richards, A. 4-68; Herndon, C. 3-55; Thomas, J. 2-11; Langham, D. 1-23; Cager, L. 1-7; FSU: Izzo, R. 4-54; Tate, A. 3-56; Murray, N. 3-39; Gavin, K. 3-24; Patrick, J. 3-15; Campbell, G. 1-15



GAME 5 | OCT. 14 | MIAMI GARDENS, FLA.

GEORGIA TECH	24
#11/#10 MIAMI	25

Score by Quarters	1	2	3	4	Score
Georgia Tech (3-2, 2-1)	7	7	10	0	24
Miami (5-0, 3-0)	3	10	3	9	25

Scoring Summary

1st	08:10	UM	Badgley, M. 33 yd field goal 8-29 2:41; GT 0 - UM 3
	04:27	GT	Green, J. 5 yd run (Davis, S. kick) 7-76 3:43; GT 7 - UM 3
2nd	14:28	GT	Green, J. 3 yd pass from Marshall, T. (Davis, S. kick) 8-70 3:41; GT 14 - UM 3
	08:10	UM	Badgley, M. 32 yd field goal 11-72 4:17; GT 14 - UM 6
	00:04	UM	Homer, T. 17 yd pass from Rosier, M. (Badgley, M. kick) 9-77 1:47; GT 14 - UM 13
3rd	14:53	GT	Simmons, L. 42 yd kickoff return (Davis, S. kick) GT 21 - UM 13
	05:52	GT	King, B. 31 yd field goal 13-68 6:34; GT 24 - UM 13
	03:33	UM	Badgley, M. 21 yd field goal 6-71 2:19; GT 24 - UM 16
4th	13:36	UM	Homer, T. 27 yd. run (Rosier, M. pass failed) 6-75 1:57; GT 24 - UM 22
	00:04	UM	Badgley, M. 24 yd field goal 15-85 2:30; GT 24 - UM 25

	GT	UM
FIRST DOWNS	16	24
RUSHES-YARDS (NET)	53-226	36-184
PASSING YDS (NET)	55	297
Passes Att-Comp-Int	8-3-0	38-23-0
TOTAL OFFENSE PLAYS-YARDS	61-281	74-481
Fumble Returns-Yards	0-0	0-0
Punt Returns-Yards	1-4	2-36
Kickoff Returns-Yards	7-193	4-96
Interception Returns-Yards	0-0	0-0
Punts (Number-Avg)	6-45.3	6-37.8
Fumbles-Lost	2-1	0-0
Penalties-Yards	1-6	6-45
Possession Time	27:15	32:45
Third-Down Conversions	4 of 13	2 of 12
Fourth-Down Conversions	1 of 2	1 of 1
Red-Zone Scores-Chances	3-3	5-5
Sacks By: Number-Yards	3-27	2-14

RUSHING: GT - Lynch, C. 5-71; Searcy, Q. 7-42; Benson, K. 7-40; Cottrell, N. 3-24; Marshall, T. 19-18; Weimerskirch 6-17; Green, J. 6-14; Miami (FL) - Homer, T. 20-170; Rosier, M. 11-20; Gray, T. 2-7; Thomas, J. 1-4

PASSING: GT - Marshall, T. 3-7-0-55; Miami (FL) - Rosier, M. 23-37-0-297

RECEIVING: GT - Jeune, R. 2-52; Green, J. 1-3; Miami (FL) - Berrios, B. 6-44; Langham, D. 5-100; Herndon, C. 5-41; Thomas, J. 2-78; Homer, T. 2-18; Mullins, D. 2-17; Gauthier, T. 1-1

GAME 6 | OCT. 21 | MIAMI GARDENS, FLA.

SYRACUSE	19
#8/#7 MIAMI	27

Score by Quarters	1	2	3	4	Score
Syracuse (4-4, 2-2)	0	3	10	6	19
Miami (6-0, 4-0)	3	10	7	7	27

Scoring Summary

1st	07:25	UM	Badgley, M. 18 yd field goal 13-74 5:31; SU 0 - UM 3
2nd	14:22	UM	Herndon, C. 10 yd pass from Rosier, M. (Badgley, M. kick) 8-84 2:42; SU 0 - UM 10
	10:41	UM	Badgley, M. 39 yd field goal 7-40 2:50; SU 0 - UM 13
	06:19	SU	Murphy, C. 22 yd field goal 17-71 4:22; SU 3 - UM 13
3rd	08:55	SU	Murphy, C. 40 yd field goal 12-70 2:42; SU 6 - UM 13
	02:51	UM	Thomas, J. 40 pass from Rosier, M. (Badgley, M. kick) 3-53 0:48; SU 6 - UM 20
	01:08	SU	Neal, M. 15 run (Murphy, C. kick) 6-65 1:43; SU 13 - UM 20
4th	09:52	SU	Murphy, C. 45 yd field goal 11-29 4:59; SU 16 - UM 20
	05:23	SU	Murphy, C. 53 yd field goal 6-34 1:54; SU 19 - UM 20
	02:48	UM	Homer, T. 33 yd run (Badgley, M. kick) 9-85 2:35; SU 19 - UM 27

	SU	UM
FIRST DOWNS	23	22
RUSHES-YARDS (NET)	51-264	32-136
PASSING YDS (NET)	135	344
Passes Att-Comp-Int	14-42-4	26-43-0
TOTAL OFFENSE PLAYS-YARDS	93-399	75-480
Fumble Returns-Yards	0-0	0-0
Punt Returns-Yards	0-0	1-12
Kickoff Returns-Yards	2-28	5-122
Interception Returns-Yards	0-0	4-4
Punts (Number-Avg)	3-35.0	6-38.5
Fumbles-Lost	0-0	1-1
Penalties-Yards	3-22	5-42
Possession Time	29:19	30:41
Third-Down Conversions	9 of 22	3 of 13
Fourth-Down Conversions	1 of 2	0 of 1
Red-Zone Scores-Chances	3-32-2	
Sacks By: Number-Yards	0-04-26	

RUSHING: SU - Strickland, D. 14-105; Dungey, E. 20-100; Neal, M. 14-46; Phipps, E. 1-14; Butler, D. 1-8; UM - Homer, T. 20-95; Rosier, M. 9-45

PASSING: SU - Dungey, E. 27-43-4-137; Butler, D. 1-1-0-2; UM - Rosier, M. 26-43-0-344;

RECEIVING: SU - Phipps, E. 5-57; Ishmael, S. 4-41; Butler, D. 3-39; Strickland, D. 1-0; Dungey, E. 1-2; UM - Herndon, C. 10-96; Richards, A. 6-99; Homer, T. 4-27; Thomas, J. 2-61; Mullins, D. 1-22; Langham, D. 1-19; Berrios, B. 1-11; Harley, M. 1-9



GAME 7 | OCT. 28 | CHAPEL HILL, N.C.

#8/#8 MIAMI	24
NORTH CAROLINA	19

Score by Quarters	1	2	3	4	Score
Miami (7-0, 5-0)	0	7	10	7	24
North Carolina (1-8, 0-6)	3	3	7	6	19

Scoring Summary

1st	04:52	NC	Jones, F. 24 yd field goal 7-57 1:56; UM 0 - UNC 3
2nd	03:48	NC	Jones, F. 45 yd field goal 9-53 3:10; UM 0 - UNC 6
	01:58	UM	Herndon, C. 51 yd pass from Rosier, M. (Badgley, M. kick) 6-75 1:50; UM 7 - UNC 6
3rd	14:43	UM	Thomas, J. 78 yd pass from Rosier, M. (Badgley, M. kick) 1-78 0:11; UM 14 - UNC 6
	09:52	UM	Badgley, M. 21 yd field goal 4-9 1:11; UM 17 - UNC 6
	07:59	NC	Corrales, B. 18 yd pass from Ratliff, A. (Jones, F. kick) 4-53 1:44; UM 17 - UNC 13
4th	09:26	UM	Berrios, B. 5 yd pass from Rosier, M. (Badgley, M. kick) 6-85 2:02; UM 24 - UNC 13
	03:03	NC	Corrales, B. 9 yd pass from Elliott, N. (Elliott, N. pass failed); 9-57 1:40, UM 24-UNC 19

	UM	UNC
FIRST DOWNS	16	27
RUSHES-YARDS (NET)	32-59	46-176
PASSING YDS (NET)	356	252
Passes Att-Comp-Int	17-41-1	20-46-3
TOTAL OFFENSE PLAYS-YARDS	73-415	92-428
Fumbles: Number-Lost	3-1	1-1
Punt Returns-Yards	2-28	0-0
Kickoff Returns-Yards	2-30	2-52
Interception Returns-Yards	3-16	1-8
Punts (Number-Avg)	8-38.1	6-40.0
Penalties-Yards	5-60	7-56
Possession Time	26:09	32:51
Third-Down Conversions	4 of 17	6 of 18
Fourth-Down Conversions	1 of 2	2 of 4
Red-Zone Scores-Chances	2-3	3-5
Sacks By: Number-Yards	3-24	2-12

RUSHING: UNC: Brown, J. 19-88; Elliot, N. 21-79; Newsome, D. 3-10; Surratt, C. 3-1; Miami: Homer, T. 16-40; Rosier, M. 12-20; Gray, T. 1-2; Dallas, D. 1-0

PASSING: UNC: Elliott, N. 16-39-3-173; Ratliff, A. 2-3-0-51; Surratt, C. 1-3-0-23; Miles, M. 1-1-0-5 Miami: Rosier, M. 16-38-1-356; Shirreffs, E. 1-3-0-0;

RECEIVING: UNC: Corrales, B. 4-64; Brown, J. 4-51; Elliott, N. 1-33; Newsome, D. 2-29; Ratliff, A. 2-25; Fritts, B. 2-15; Cunningham, J. 1-14; Bargas, J. 1-14; Johnson, R. 2-8; Sutton, J. 1-1; Miami: Thomas, J. 3-101; Berrios, B. 7-78; Herndon, C. 2-60; Homer, Tr. 3-57; Dallas, D. 1-49; Richards, A. 1-11

GAME 8 | NOV. 4 | MIAMI GARDENS, FLA.

#13/#13 VIRGINIA TECH	10
#9/#6 MIAMI	28

Score by Quarters	1	2	3	4	Score
Virginia Tech (7-2, 3-2)	0	3	7	0	10
Miami (8-0, 6-0)	0	14	7	7	28

Scoring Summary

2nd	09:41	UM	Berrios, B. 8 yd pass from Rosier, M. (Badgley, M. kick) 9-87 4:42 VT 0 - UM 7
	07:07	UM	Homer, T. 64 yd run (Badgley, M. kick) 2-69 1:05; VT 0 - UM 14
	02:03	VT	Slye, J. 50 yd field goal; 5-17 2:16 VT 3 - UM 14
3rd	11:39	VT	Jackson, J. 1 yd run (Slye, J. kick) 5-17 2:16; VT 10 - UM 14
	07:00	UM	Herndon, C. 43 yd pass (Badgley, M. kick) 2-61 0:59; VT 10 - UM 21
4th	14:34	UM	Rosier, M. 13 yd run (Badgley, M. kick) 3-56 1:04; VT 10 - UM 28

	VT	UM
FIRST DOWNS	16	27
RUSHES-YARDS (NET)	32-59	46-176
PASSING YDS (NET)	356	252
Passes Att-Comp-Int	17-41-1	20-46-3
TOTAL OFFENSE PLAYS-YARDS	73-415	92-428
Fumbles: Number-Lost	3-1	1-1
Punt Returns-Yards	2-28	0-0
Kickoff Returns-Yards	2-30	2-52
Interception Returns-Yards	3-16	1-8
Punts (Number-Avg)	8-38.1	6-40.0
Penalties-Yards	5-60	7-56
Possession Time	26:09	32:51
Third-Down Conversions	4 of 17	6 of 18
Fourth-Down Conversions	1 of 2	2 of 4
Red-Zone Scores-Chances	2-3	3-5
Sacks By: Number-Yards	3-24	2-12

RUSHING: VT: McMillian, T. 15-52; McCleave, D. 9-29; Jackson, J. 15-40; Savoy, S. 4-9; UM: Homer, T. 14-9; Rosier, M. 13-84; Dallas, D. 6-32

PASSING: VT: Jackson, J. 20-32-2-197; UM: Rosier, M. 11-22-3-202; Berrios, B. 1-1-0-17; Dallas, D. 0-1-0-0

RECEIVING: VT: Phillips, C. 7-101; Savoy, S. 4-39; Kumah, E. 2-22; Cunningham, C. 2-17; Clark, J. 2-16; McCleave 2-4; McMillian, T. 1-2; UM: Berrios, B. 4-59; Richards, A. 3-57; Herndon, C. 2-61; Homer, T. 1-20; Rosier, M. 1-17; Dallas, D. 1-5



GAME 9 | NOV. 11 | MIAMI GARDENS, FLA.

GAME 10 | NOV. 18 | MIAMI GARDENS, FLA.

#3/#5 NOTRE DAME	8
#7/#6 MIAMI	41

VIRGINIA	28
#2/#2 MIAMI	44

Score by Quarters	1	2	3	4	Score
Notre Dame (8-2)	0	0	8	0	8
Miami (9-0)	14	13	7	7	41

Score by Quarters	1	2	3	4	Score
Virginia (6-5, 3-4)	14	7	7	0	28
Miami (10-0, 7-0)	7	7	17	13	44

Scoring Summary

1st	04:01	UM	Berrios, B. 7 yd pass from Rosier, M. (Badgley, M. kick) 8-58 3:04; ND 0 - UM 7
	02:33	UM	Rosier, M. 16 yd run (Badgley, M. kick) 2-32 0:36; ND 0 - UM 14
2nd	13:27	UM	Badgley, M. 23 yd field goal 9-48 2:37; ND 0 - UM 17
	05:56	UM	Badgley, M. 30 yd field goal 4-4 1:24; ND 0 - UM 20
2nd	00:22	UM	Bandy, T. 65 yd INT return (Badgley, M. kick) - ND 0 - UM 27
3rd	10:30	UM	Dallas, D. 4 yd run (Badgley, M. Kick) 9-90 4:30; ND 0 - UM 34
	00:12	ND	Mack, A. 14 yd pass from Wimbush, B. (rush by Wimbush, B.) 10-80 4:47 ND 8 - UM 34
4th	04:00	UM	Dallas, D. 4 yd run (Badgley, M. kick) 8-30 4:50; ND 8 - UM 41

Scoring Summary

1st	09:49	VA	Zacchaeus, O. 33 pass from Benkert, K. (Mejia, A.J. kick) 9-75 5:11; VA 7 - UM 0
	02:12	VA	Reed, J. 75 pass from Benkert, K. (Mejia, A.J. kick) 4-92 2:25; VA 14 - UM 0
	00:14	UM	Richards, A. 10 pass from Rosier, M. (Badgley, M. kick) 5-40 1:48; VA 14 - UM 7
2nd	00:14	UM	Harris, D. 36 pass from Rosier, M. (Badgley, M. kick) 1-36 0:06; VA 14 - UM 14
	00:30	VA	Levrone, A. 33 pass from Benkert, K. (Mejia, A.J. kick) 6-81 2:59; VA 21 - UM 14
3rd	12:21	VA	Hamm, D. 26 pass from Benkert, K. (Mejia, A.J. kick) 2-21 0:52; VA 28 - UM 14
	10:04	UM	Cager, L. 9 pass from Rosier, M. (Badgley, M. kick) 7-63 2:17; VA 28 - UM 21
	09:57	UM	Johnson, J. 30 yd interception (Badgley, M. kick) VA 28 - UM 28
	00:21	UM	Badgley, M. 44 field goal 4-8 2:03; VA 28 - UM 31
4th	04:03	UM	Rosier, M. 8 run (Badgley, M. kick failed) 5-47 2:42; VA 28 - UM 37
	01:16	UM	Homer, T. 19 run (Badgley, M. kick) 3-29 1:34 VA 28 - UM 44

	ND	UM
FIRST DOWNS	13	18
RUSHES-YARDS (NET)	36-109	42-237
PASSING YDS (NET)	152	137
Passes Att-Comp-Int	13-27-3	15-24-0
TOTAL OFFENSE PLAYS-YARDS	63-261	66-374
Fumbles: Number-Lost	1-1	0-0
Punt Returns-Yards	1--3	2-28
Kickoff Returns-Yards	4-82	2-28
Interception Returns-Yards-TDs	0-0	3-85-1
Punts (Number-Avg)	6-39.2	4-38.5
Penalties-Yards	6-49	1-5
Possession Time	26:01	33:59
Third-Down Conversions	6 of 16	2 of 13
Fourth-Down Conversions	1 of 2	3 of 3
Red-Zone Scores-Chances	1-1	6-6
Sacks By: Number-Yards	0-0	5-21

	UVA	UM
FIRST DOWNS	18	15
RUSHES-YARDS (NET)	28-55	32-148
PASSING YDS (NET)	384	210
Passes Att-Comp-Int	28-37-1	15-28-2
TOTAL OFFENSE PLAYS-YARDS	65-439	60-358
Fumbles: Number-Lost	2-2	0-0
Punt Returns-Yards	1-2	0-0
Kickoff Returns-Yards	1-20	1-33
Interception Returns-Yards-TD	2-0	1-30-1
Punts (Number-Avg)	4-37.0	5-30.8
Penalties-Yards	6-40	4-40
Possession Time	32:27	27:33
Third-Down Conversions	4 of 13	6 of 13
Fourth-Down Conversions	0 of 3	0 of 0
Red-Zone Scores-Chances	0 of 0	4 of 4
Sacks By: Number-Yards	3-14	5-34

RUSHING: ND: Adams, J. 16-40; Wimbush 11;24; Williams, D. 3-23; Jones Jr., T. 2-12; Book, I. 2-10; McIntosh 1-1; Claypool, C. 1--1; UM: Homer, T. 18-146; Dallas, D. 12-53; Rosier, M. 9-44; TM 3-6

RUSHING: VA: Zacchaeus, O. 5-29; Reed, J. 5-27; Ellis, J. 11-24; Benkert, K. 7--25; UM: Homer, T. 7-96; Rosier, M. 9-38; Dallas, D. 5-15

PASSING: ND: Wimbush, B. 10-21-2-119; Book, I. 3-6-1-33; UM: Rosier, M. 15-24-0-137

PASSING: VA: Benkert, K. 28-37-1-384; UM: Rosier, M. 15-28-2-210

RECEIVING: ND: St. Brown, E. 4-68; Stepherson, K. 3-43; Mack, A. 2-12; Claypool, C. 2-9; Smythe, D. 1-16; Jones, Jr. T. 1-4; UM: Herndon, C. 4-30; Harris, D. 3-4; Cager, L. 2-45; Thomas, J. 2-24; Homer, T. 2-24; Berrios, B. 2-10

RECEIVING: VA: Reed, J. 2-81; Dowling, D. 7-70; Zacchaeus, O. 6-67; Ellis, J. 6-57; Levrone, A. 2-37; Hamm, D. 1-26; Butts, E. 2-21; Dubois, H. 1-14; Atkins, L. 1-11; UM: Ricahrds, A. 4-51; Harris, D. 2-43; Berrios, B. 3-38; Thomas, J. 1-33; Herndon, C. 1-14; Harley, M. 1-10; Irvin, M. 1-10; Cager, L. 1-0; Langham, D. 1-2

GAME 11 | NOV. 24 | PITTSBURGH, PA.

GAME 12 | DEC. 2 | CHARLOTTE, N.C.

#2/#2 MIAMI	14
PITTSBURGH	24

#7/#7 MIAMI	3
#1/#1 CLEMSON	38

Score by Quarters	1	2	3	4	Score
Miami (10-1, 7-1)	0	7	0	7	14
Pittsburgh (5-7, 3-5)	3	7	7	7	24

Score by Quarters	1	2	3	4	Score
Miami (10-2)	0	0	0	3	3
Clemson (12-1)	14	7	17	0	38

Scoring Summary

1st	06:45	UP	Kessman, A. 46 yd field goal 5-17 1:44; UM 0 - UP 3
2nd	07:03	UM	Richards, A. 23 yd pass from Rosier, M. (Badgley, M. kick) 9-80 3:51; UM 7 - UP 3
	00:35	UP	Pickett, K. 6 yd run (Kessman, A. kick) 11-68 4:23; UM 7 - UP 10
3rd	01:47	UP	Ollison, Q. 5 yd pass from Pickett, K. (Kessman, A. kick) 9-65 4:24; UM 7 - UP 17
4th	02:54	UP	Pickett, K. 22 yd run (Kessman, A. kick) 12-90 6:10; UM 7 - UP 24
	02:16	UM	Berrios, B. 39 yd pass from Rosier, M. (Badgley, M. kick) 2-66 0:38; UM 14 - UP 24

	UM	UP
FIRST DOWNS	14	20
RUSHES-YARDS (NET)	23-45	45-152
PASSING YDS (NET)	187	193
Passes Att-Comp-Int	15-36-0	18-29-0
TOTAL OFFENSE PLAYS-YARDS	59-232	74-345
Fumbles: Number-Lost	1-1	3-2
Punt Returns-Yards	1-19	3-11
Kickoff Returns-Yards	4-90	1-30
Interception Returns-Yards-TDs	0-0	0-0
Punts (Number-Avg)	10-36.7	6-43.8
Penalties-Yards	6-52	5-54
Possession Time	23:30	36:30
Third-Down Conversions	4 of 15	8 of 17
Fourth-Down Conversions	0 of 0	1 of 1
Red-Zone Scores-Chances	0-0	2-2
Sacks By: Number-Yards	1-3	4-16

RUSHING: UM: Rosier, M. 12-31; Homer, T. 7-12; Dallas, D. 3-4; Shirreffs, E. 1-2; UP: Ollison, Q. 14-62; Pickett, K. 13-60; Hall, D. 10-30; Henderson, Q. 4-23; Team: 4-23

PASSING: UM: Rosier, M. 15-34-0-187; Shirreffs, E. 0-2-0-0; UP: Pickett, K. 18-29-0-193

RECEIVING: UM: Berrios, B. 4-61; Richards, A. 3-47; Herndon, C. 3-41; Harris, D. 3-29; Irvin II, M. 1-7; Homer, T. 1-2; UP: Weah, J. 6-80; Henderson, Q. 3-36; Clark, C. 2-25; Araujo Lopes, R. 2-21; Ollison, Q. 3-17; Mathews, A. 1-9; Hall, D. 1-5

Scoring Summary

1st	06:45	CU	Etienne 4 yd. run (Spence kick) 10-68 4:24; UM 0 - CU 7
	03:02	CU	Bryant, K. 11 yd run (Spence kick) 7-71 3:07; UM 0 - CU 14
2nd	12:49	CU	Choice 1 yd run (Spence kick) 9-41 3:46; UM 0 - CU 21
3rd	10:14	CU	Spence 46 yd field goal 6-16 2:36 UM 0 - CU 24
	03:17	CU	Feaster 11 yd. run (Spence kick) 6-43 3:13; UM 0 - CU 31
	01:01	CU	Cain 27 yd. pass from Bryant (Spence kick) 2-13 0:55; UM 0 - CU 38
4th	3:29	UM	Badgley, M. 22 yd field goal 9-54 4:05; UM 3 - CU 38

	UM	CU
FIRST DOWNS	10	18
RUSHES-YARDS (NET)	30-104	41-77
PASSING YDS (NET)	110	254
Passes Att-Comp-Int	14-29-2	25-34-0
TOTAL OFFENSE PLAYS-YARDS	59-214	75-331
Fumbles: Number-Lost	2-1	3-1
Punt Returns-Yards	0-0	2-19
Kickoff Returns-Yards	5-110	2-45
Interception Returns-Yards-TDs	0-0	2-37
Punts (Number-Avg)	9-38.4	6-31.3
Penalties-Yards	4-30	2-13
Possession Time	25:54	34:06
Third-Down Conversions	3 of 16	9 of 18
Fourth-Down Conversions	0 of 0	0 of 1
Red-Zone Scores-Chances	1-1	5-5
Sacks By: Number-Yards	4-18	4-23

RUSHING: UM: Dallas, D. 6-44; Homer, T. 14-41; Rosier, M. 10-19; CU: Etienne, T. 6-24; Feaster, T. 4-22; Choice, A. 7-21; Bryant, K. 9-7; mcCloud, R. 3-6; Fuller, C. 11-5; Johnson, H. 1-8

PASSING: UM: Rosier, M. 14-29-2-110; CU: Bryant, K. 23-29-0-252; Cooper, Z. 1-2-0-6; Johnson, H. 1-3-0-4

RECEIVING: UM: Berrios, B. 7-51; Thomas, J. 2-20; Irvin II, M. 3-18; Cager, L. 1-11; Harley, M. 1-10; CU: McCloud, R. 6-100; Renfrow, H. 5-45; Cain, D. 3-39; Overton, D. 1-15; Rodgers, A. 3-11; Choice, A. 1-11; Etienne, T. 2-8; Feaster, T. 1-8; Richard, M. 1-7; Chase, T. 1-6; Fuller, C. 1-4

SEASON IN REVIEW



GAME 13 | DEC. 30 | MIAMI GARDENS, FLA.

#6/#6 WISCONSIN	34
#10/#10 MIAMI	24

Score by Quarters	1	2	3	4	Score
Wisconsin (13-1)	3	21	3	7	34
Miami (10-3)	14	0	7	3	24

Scoring Summary

Time	Q	Team	Description
07:58	1st	UW	Gaglianone, R. 35 yd field goal 8-47 3:18; UW 3 - UM 0
05:21		UM	Homer, T. 5 yd run (Badgley, M. kick) 7-75 2:37; UW 3 - UM 7
02:49		UM	Dallas, D. 39 yd run (Badgley, M. kick) 2-45 0:29; UW 3 - UM 14
13:37	2nd	UW	Davis, D. 20 yd pass from Hornibrook, A. (Gaglianone, R. kick) 3-23 1:19; UW 10 - UM 14
05:49		UW	Taylor, A.J. 16 yd pass from Hornibrook, A. (Gaglianone, R. kick) 12-71 6:38; UW 17 - UM 14
00:28		UW	Davis, D. 5 yd pass from Hornibrook, A. (Gaglianone, R. kick) 9-62 3:31; UW 24 - UM 14
10:52	3rd	UM	Cager, L. 38 yd. pass from Rosier, M. (Badgley, M. kick) 2-46 0:26; UW 24 - UM 21
03:39		UW	Gaglianone, R. 47 yd field goal 10-51 5:09; UW 27 - UM 21
11:34	4th	UM	Badgley, M. 41 yd field goal 10-47 3:11; UW 27 - UM 24
07:44		UW	Davis, D. 6 yd pass from Hornibrook, A. (Gaglianone, R. kick) 8-75 3:50; UW 34 - UM 24

	UW	UM
FIRST DOWNS	24	17
RUSHES-YARDS (NET)	44-142	29-174
PASSING YDS (NET)	258	203
Passes Att-Comp-Int	23-34-0	11-26-3
TOTAL OFFENSE PLAYS-YARDS	78-400	55-377
Fumbles: Number-Lost	1-1	0-0
Punt Returns-Yards	2-20	1-13
Kickoff Returns-Yards	4-90	3-55
Interception Returns-Yards-TDs	3-7-0	0-0-0
Punts (Number-Avg)	6-37.5	4-46.5
Penalties-Yards	3-35	4-20
Possession Time	39:52	20:08
Third-Down Conversions	7 of 15	2 of 10
Fourth-Down Conversions	0 of 0	0 of 0
Red-Zone Scores-Chances	5-5	1-2
Sacks By: Number-Yards	3-8	1-7

RUSHING: UM: Dallas, D. 8-69; Homer, T. 12-64; Rosier, M. 9-41; UW: Taylor, J. 26-133; James, C. 7-10; Ramesh, A. 2-7; Groshek, G. 4-3; Taylor, A. 1-1; Ibrahim, R. 1-1; Hornibrook, A. 1--7

PASSING: UM: Rosier, M. 11-26-3-203; UW: Hornibrook, A. 23-34-0-258

RECEIVING: UM: Cager, L. 4-76; Thomas, J. 1-48; Berrios, B. 3-45; Dallas, D. 1-22; Harley, M. 1-8; Irvin II, M. 1-4; UW: Taylor, A. 8-105; Davis, D. 5-56; Fumagali, T. 3-31; Pryor, K. 2-30; Ramesh, A. 3-27; Taylor, J. 1-13; Ibrahim, R. 1-4



2017 FINAL STATISTICS (OVERALL: 10-3, ACC: 7-1, HOME: 7-1, AWAY: 3-1, NEUTRAL: 0-1)

Date	Opponent		Score	Overall	Conference	Time	Attend
Sep. 2, 2017	BETHUNE-COOKMAN	W	41-13	1-0	0-0	3:17	50454
Sep 23, 2017	TOLEDO	W	52-30	2-0	0-0	3:42	49361
* Sep 29, 2017	at Duke	W	31-6	3-0	1-0	3:29	36314
* Oct 07, 2017	at Florida State	W	24-20	4-0	2-0	3:46	78169
* Oct 14, 2017	GEORGIA TECH	W	25-24	5-0	3-0	3:32	55799
* Oct 21, 2017	SYRACUSE	W	27-19	6-0	4-0	3:41	56158
* Oct 28, 2017	at North Carolina	W	24-19	7-0	5-0	3:32	45000
* Nov 04, 2017	#13 VIRGINIA TECH	W	28-10	8-0	6-0	3:10	63932
Nov 11, 2017	#3 NOTRE DAME	W	41-8	9-0	6-0	3:17	65303
* Nov 18, 2017	VIRGINIA	W	44-28	10-0	7-0	3:21	63415
* Nov 24, 2017	at Pitt	L	14-24	10-1	7-1	3:21	35978
Dec 02, 2017	vs #1 Clemson	L	3-38	10-2	7-1	3:16	74372
Dec 30, 2017	#6 WISCONSIN	L	24-34	10-3	7-1	3:23	65032



2017 FINAL STATISTICS (OVERALL: 10-3, ACC: 7-1, HOME: 7-1, AWAY: 3-1, NEUTRAL: 0-1)

Team Statistics	UM	OPP
SCORING	378	273
Points Per Game	29.1	21.0
Points Off Turnovers	72	39
FIRST DOWNS	251	270
Rushing	106	120
Passing	128	129
Penalty	17	21
RUSHING YARDAGE	2090	1895
Yards gained rushing	2335	2369
Yards lost rushing	245	474
Rushing Attempts	414	541
Average Per Rush	5.0	3.5
Average Per Game	160.8	145.8
TDs Rushing	19	10
PASSING YARDAGE	3153	2822
Comp-Att-Int	227-426-14	256-448-17
Average Per Pass	7.4	6.3
Average Per Catch	13.9	11.0
Average Per Game	242.5	217.1
TDs Passing	26	19
TOTAL OFFENSE	5243	4717
Total Plays	840	989
Average Per Play	6.2	4.8
Average Per Game	403.3	362.8
KICK RETURNS: #-Yards	35-753	41-962
PUNT RETURNS: #-Yards	14-220	12-69
INT RETURNS: #-Yards	17-228	14-135
KICK RETURN AVERAGE	21.5	23.5
PUNT RETURN AVERAGE	15.7	5.8
INT RETURN AVERAGE	13.4	9.6
FUMBLES-LOST	10-4	22-14
PENALTIES-Yards	69-656	74-660
Average Per Game	50.5	50.8
PUNTS-Yards	76-2907	74-2916
Average Per Punt	38.2	39.4
Net punt average	36.3	35.6
KICKOFFS-Yards	75-4729	61-3845
Average Per Kick	63.1	63.0
Net kick average	39.6	40.4
TIME OF POSSESSION/Game	26:31	33:29
3RD-DOWN Conversions	47/163	87/220
3rd-Down Pct	29%	40%
4TH-DOWN Conversions	6/9	9/22
4th-Down Pct	67%	41%
SACKS BY-Yards	44-255	29-153
MISC YARDS	0	0
TOUCHDOWNS SCORED	47	30
FIELD GOALS-ATTEMPTS	17-23	21-21
ON-SIDE KICKS	1-2	0-2
RED-ZONE SCORES	(39-43) 91%	(37-42) 88%
RED-ZONE TOUCHDOWNS	(25-43) 58%	(23-42) 55%
PAT-ATTEMPTS	(45-46) 98%	(26-26) 100%
ATTENDANCE	469454	195461
Games/Avg Per Game	8/58682	4/48865
Neutral Site Games		1/74372

Score by Quarters	1st	2nd	3rd	4th	OT	Total
Miami (FL)	68	92	96	122	0	378
Opponents	53	80	83	57	0	273

2017 FINAL STATISTICS

(OVERALL: 10-3, ACC: 7-1, HOME: 7-1, AWAY: 3-1, NEUTRAL: 0-1)

Date	Opponent	Score	Att
Sep. 2, 2017	BETHUNE-COOKMAN	W 41-13	50454
Sep 23, 2017	TOLEDO	W 52-30	49361
* Sep 29, 2017	at Duke	W 31-6	36314
* Oct 07, 2017	at Florida State	W 24-20	78169
* Oct 14, 2017	GEORGIA TECH	W 25-24	55799
* Oct 21, 2017	SYRACUSE	W 27-19	56158
* Oct 28, 2017	at North Carolina	W 24-19	45000
* Nov 04, 2017	#13 VIRGINIA TECH	W 28-10	63932
Nov 11, 2017	#3 NOTRE DAME	W 41-8	65303
* Nov 18, 2017	VIRGINIA	W 44-28	63415
* Nov 24, 2017	at Pitt	L 14-24	35978
Dec 02, 2017	vs #1 Clemson	L 3-38	74372
Dec 30, 2017	#6 WISCONSIN	L 24-34	65032

Record:	Overall	Home	Away	Neutral
All games	10-3	7-1	3-1	0-1
Conference	7-1	4-0	3-1	0-0
Non-Conference	3-2	3-1	0-0	0-1

Team Statistics	UM	OPP
FIRST DOWN	251	270
Rushing	106	120
Passing	128	129
Penalty	17	21
RUSHING YARDAGE	2090	1895
Rushing Attempts	414	541
Average Per Rush	5.0	3.5
Average Per Game	160.8	145.8
TDs Rushing	19	10
PASSING YARDAGE	3153	2822
Comp-Air-Int	227-426-14	256-446-17
Average Per Pass	7.4	6.3
Average Per Catch	13.9	11.0
Average Per Game	242.5	217.1
TDs Passing	26	19
TOTAL OFFENSE	5243	4717
Average Per Play	6.2	4.8
Average Per Game	403.3	362.8
KICK RETURNS: # Yards	35-753	41-962
PUNT RETURNS: # Yards	14-220	12-69
INT RETURNS: # Yards	17-228	14-135
FUMBLES-LOST	10-4	22-14
PENALTIES-Yards	69-656	74-660
PUNTS-AVG	76-38.2	74-39.4
TIME OF POSSESSION/Game	26:31	33:29
3RD-DOWN Conversions	47/163	87/220
4TH-DOWN Conversions	6/9	9/22

Rushing	gp	att	gain	loss	net	avg	td	lg	avg/g
Travis Homer	13	163	998	32	966	5.9	8	64	74.3
Malik Rosier	13	131	619	151	468	3.6	5	36	36.0
Mark Walton	4	56	445	17	428	7.6	3	82	107.0
Deejay Dallas	12	41	227	10	217	5.3	3	39	18.1
Trayone Gray	5	7	42	0	42	6.0	0	14	8.4
Jeff Thomas	13	1	4	0	4	4.0	0	4	0.3
Total	13	414	2335	245	2090	5.0	19	82	160.8
Opponents	13	541	2369	474	1895	3.5	10	56	145.8

Passing	gp	effic	comp	att	int	pct	yds	td	lg	avg/g
Malik Rosier	13	131.06	224	415	14	54.0	3120	26	78	240.0
Evan Shirreffs	4	47.77	2	7	0	28.6	16	0	16	4.0
TEAM	10	0.00	0	2	0	0.0	0	0	0	0.0
Deejay Dallas	12	0.00	0	1	0	0.0	0	0	0	0.0
Braxton Berrios	13	242.80	1	1	0	100.0	17	0	17	1.3
Total	13	129.03	227	426	14	53.3	3153	26	78	242.5
Opponents	13	116.46	256	448	17	57.1	2822	19	75	217.1

Receiving	gp	no.	yds	avg	td	lg	avg/g
Braxton Berrios	13	55	679	12.3	9	55	52.2
Christopher Herndon	11	40	477	11.9	4	51	43.4
Ahmon Richards	8	24	439	18.3	3	49	54.9
Travis Homer	13	18	219	12.2	1	35	16.8
Jeff Thomas	13	17	374	22.0	2	78	28.8
Lawrence Cager	10	16	237	14.8	3	38	23.7
Darrell Langham	13	11	209	19.0	2	46	16.1
Dayall Harris	9	10	92	9.2	2	36	10.2
Mike Harley	11	9	91	10.1	0	19	8.3
Michael Irvin II	12	9	78	8.7	0	24	6.5
Mark Walton	4	7	91	13.0	0	39	22.8
Deejay Dallas	12	4	92	23.0	0	49	7.7
Dionte Mullins	8	4	53	13.2	0	22	6.6
Malik Rosier	13	1	17	17.0	0	17	1.3
Trayone Gray	5	1	6	6.0	0	6	1.2
Total	13	227	3153	13.9	26	78	242.5
Opponents	13	256	2822	11.0	19	75	217.1

Field Goals	fg	pct.	01-19	20-29	30-39	40-49	50-99	lg	blk
Michael Badgley	17-23	73.9	2-2	7-8	5-5	2-4	1-4	50	0

Scoring	td	fg	PAT							
			kick	rush	rcv	pass	dxp	saf	pts	
Michael Badgley	-	17-23	45-46	-	-	-	-	-	-	96
Travis Homer	9	-	-	-	-	-	-	-	-	54
Braxton Berrios	9	-	-	-	-	-	-	-	-	54
Malik Rosier	5	-	-	-	-	-	-	-	-	30
Christopher Herndon	4	-	-	-	-	-	-	-	-	24
Lawrence Cager	3	-	-	-	-	-	-	-	-	18
Deejay Dallas	3	-	-	-	-	-	-	-	-	18
Ahmon Richards	3	-	-	-	-	-	-	-	-	18
Mark Walton	3	-	-	-	-	-	-	-	-	18
Dayall Harris	2	-	-	-	-	-	-	-	-	12
Jeff Thomas	2	-	-	-	-	-	-	-	-	12
Darrell Langham	2	-	-	-	-	-	-	-	-	12
Jaquan Johnson	1	-	-	-	-	-	-	-	-	6
Travis Homer	1	-	-	-	-	-	-	-	-	6
Total	47	17-23	45-46	-	-	-	-	-	-	378
Opponents	30	21-21	26-26	1-1	1	1-3	-	-	-	273

Score by Quarters	1st	2nd	3rd	4th	OT	Total
Miami (FL)	68	92	96	122	0	378
Opponents	53	80	83	57	0	273

Interceptions	no.	yds	avg	td	lg
Michael Jackson	4	0	0.0	0	0
Jaquan Johnson	4	57	14.2	1	30
Sheldrick Redwine	2	62	31.0	0	45
Mailek Young	2	37	18.5	0	24
Trajan Bandy	1	65	65.0	1	65
Charles Perry	1	1	1.0	0	1
Michael Pinckney	1	0	0.0	0	0
Demetrius Jackson	1	4	4.0	0	4
Dee Delaney	1	4	4.0	0	4

Punting	no.	yds	avg	lg	tb	fc	i20	50+	blk
Zach Feagles	72	2777	38.6	54	3	35	25	8	1
TEAM	2	45	22.5	40	0	0	1	0	1
Jack Spicer	2	85	42.5	51	1	0	1	1	0

Punt Returns	no.	yds	avg	td	lg
Braxton Berrios	13	207	15.9	0	44
Jonathan Garvin	1	13	13.0	0	0
Total	14	220	15.7	0	44
Opponents	12	69	5.8	0	20

Kick Returns	no.	yds	avg	td	lg
Jeff Thomas	32	691	21.6	0	38
Deejay Dallas	2	40	20.0	0	22
Travis Homer	1	18	18.0	0	18
DJ Johnson	0	4	0.0	0	4
Total	35	753	21.5	0	38
Opponents	41	962	23.5	1	43

All Purpose	g	rush	rcv	pr	kr	lr	total	avg/g
Travis Homer	13	966	219	0	18	0	1203	92.5
Jeff Thomas	13	4	374	0	691	0	1069	82.2
Braxton Berrios	13	0	679	207	0	0	886	68.2
Mark Walton	4	428	91	0	0	0	519	129.8
Malik Rosier	13	468	17	0	0	0	485	37.3
Total	13	2090	3153	220	753	228	6444	495.7
Opponents	13	1895	2822	69	962	135	5883	452.5

Total Offense	g	plays	rush	pass	total	avg/g
Malik Rosier	13	546	468	3120	3588	276.0
Travis Homer	13	163	966	0	966	74.3
Mark Walton	4	56	428	0	428	107.0
Deejay Dallas	12	42	217	0	217	18.1
Trayone Gray	5	7	42	0	42	8.4
Total	13	840	2090	3153	5243	403.3

SEASON IN REVIEW



2017 FINAL STATISTICS (OVERALL: 10-3, ACC: 7-1, HOME: 7-1, AWAY: 3-1, NEUTRAL: 0-1)

Rushing	gp	att	gain	loss	net	avg	td	lg	avg/g
Travis Homer	13	163	998	32	966	5.9	8	64	74.3
Malik Rosier	13	131	619	151	468	3.6	5	36	36.0
Mark Walton	4	56	445	17	428	7.6	3	82	107.0
Deejay Dallas	12	41	227	10	217	5.3	3	39	18.1
Trayone Gray	5	7	42	0	42	6.0	0	14	8.4
Jeff Thomas	13	1	4	0	4	4.0	0	4	0.3
Evan Shirreffs	4	1	0	2	-2	-2.0	0	0	-0.5
TEAM	10	14	0	33	-33	-2.4	0	0	-3.3
Total	13	414	2335	245	2090	5.0	19	82	160.8
Opponents	13	541	2369	474	1895	3.5	10	56	145.8

Passing	gp	effic	comp-att-int	pct	yds	td	lg	avg/g
Malik Rosier	13	131.06	224-415-14	54.0	3120	26	78	240.0
Evan Shirreffs	4	47.77	2-7-0	28.6	16	0	16	4.0
TEAM	10	0.00	0-2-0	0.0	0	0	0	0.0
Braxton Berrios	13	242.80	1-1-0	100.0	17	0	17	1.3
Deejay Dallas	12	0.00	0-1-0	0.0	0	0	0	0.0
Total	13	129.03	227-426-14	53.3	3153	26	78	242.5
Opponents	13	116.46	256-448-17	57.1	2822	19	75	217.1

Receiving	gp	no.	yds	avg	td	lg	avg/g
Braxton Berrios	13	55	679	12.3	9	55	52.2
Christopher Herndon	11	40	477	11.9	4	51	43.4
Ahmon Richards	8	24	439	18.3	3	49	54.9
Travis Homer	13	18	219	12.2	1	35	16.8
Jeff Thomas	13	17	374	22.0	2	78	28.8
Lawrence Cager	10	16	237	14.8	3	38	23.7
Darrell Langham	13	11	209	19.0	2	46	16.1
Dayall Harris	9	10	92	9.2	2	36	10.2
Mike Harley	11	9	91	10.1	0	19	8.3
Michael Irvin II	12	9	78	8.7	0	24	6.5
Mark Walton	4	7	91	13.0	0	39	22.8
Deejay Dallas	12	4	92	23.0	0	49	7.7
Dionte Mullins	8	4	53	13.2	0	22	6.6
Malik Rosier	13	1	17	17.0	0	17	1.3
Trayone Gray	5	1	6	6.0	0	6	1.2
Tyler Gauthier	13	1	-1	-1.0	0	0	-0.1
Total	13	227	3153	13.9	26	78	242.5
Opponents	13	256	2822	11.0	19	75	217.1

Punt Returns	no.	yds	avg	td	lg
Braxton Berrios	13	207	15.9	0	44
Jonathan Garvin	1	13	13.0	0	0
Total	14	220	15.7	0	44
Opponents	12	69	5.8	0	20

Interceptions	no.	yds	avg	td	lg
Jaquan Johnson	4	57	14.2	1	30
Michael Jackson	4	0	0.0	0	0
Sheldrick Redwine	2	62	31.0	0	45
Malek Young	2	37	18.5	0	24
Dee Delaney	1	4	4.0	0	4
Trajan Bandy	1	65	65.0	1	65
Charles Perry	1	-1	-1.0	0	0
Demetrius Jackson	1	4	4.0	0	4
Michael Pinckney	1	0	0.0	0	0
Total	17	228	13.4	2	65
Opponents	14	135	9.6	0	37

Kick Returns	no.	yds	avg	td	lg
Jeff Thomas	32	691	21.6	0	38
Deejay Dallas	2	40	20.0	0	22
Travis Homer	1	18	18.0	0	18
DJ Johnson	0	4	0.0	0	4
Total	35	753	21.5	0	38
Opponents	41	962	23.5	1	43

Fumble Returns	no.	yds	avg	td	lg
Jonathan Garvin	1	2	2.0	0	2
Michael Pinckney	1	1	1.0	0	1
Sheldrick Redwine	1	7	7.0	0	7
RJ McIntosh	1	35	35.0	0	35
Total	4	45	11.2	0	35
Opponents	0	0	0.0	0	0

SEASON IN REVIEW



2017 FINAL STATISTICS (OVERALL: 10-3, ACC: 7-1, HOME: 7-1, AWAY: 3-1, NEUTRAL: 0-1)

Scoring	td		PAT				dxp saf pts		
	fg	kick	rush	rcv	pass				
Michael Badgley	-	17-23	45-46	-	-	-	-	96	
Travis Homer	9	-	-	-	-	-	-	54	
Braxton Berrios	9	-	-	-	-	-	-	54	
Malik Rosier	5	-	-	-	0-1	-	-	30	
Christopher Herndon	4	-	-	-	-	-	-	24	
Lawrence Cager	3	-	-	-	-	-	-	18	
Mark Walton	3	-	-	-	-	-	-	18	
Deejay Dallas	3	-	-	-	-	-	-	18	
Ahmmon Richards	3	-	-	-	-	-	-	18	
Darrell Langham	2	-	-	-	-	-	-	12	
Dayall Harris	2	-	-	-	-	-	-	12	
Jeff Thomas	2	-	-	-	-	-	-	12	
Trajan Bandy	1	-	-	-	-	-	-	6	
Jaquan Johnson	1	-	-	-	-	-	-	6	
Total	47	17-23	45-46	-	0-1	-	-	378	
Opponents	30	21-21	26-26	1-1	1-3	-	-	273	

Total Offense	q	plays	rush	pass	total	avg/q
Malik Rosier	13	546	468	3120	3588	276.0
Travis Homer	13	163	966	0	966	74.3
Mark Walton	4	56	428	0	428	107.0
Deejay Dallas	12	42	217	0	217	18.1
Trayone Gray	5	7	42	0	42	8.4
Braxton Berrios	13	1	0	17	17	1.3
Evan Shirreffs	4	8	-2	16	14	3.5
Jeff Thomas	13	1	4	0	4	0.3
TEAM	10	16	-33	0	-33	-3.3
Total	13	840	2090	3153	5243	403.3
Opponents	13	989	1895	2822	4717	362.8

Field Goals	fg	pct	01-19	20-29	30-39	40-49	50-99	lg	blk
Michael Badgley	17-23	73.9	2-2	7-8	5-5	2-4	1-4	50	0

FG Sequence	Miami (FL)	Opponents
Bethune-Cookman	(27),(50)	(36),(35)
Toledo	(19)	(24),(49),(32)
Duke	(20),53	(27),(36)
Florida State	(31)	(27),(38)
Georgia Tech	(33),(32),(21),(24)	(31)
Syracuse	(18),(39)	(22),(40),(45),(53)
North Carolina	53,(21)	(24),(45)
Virginia Tech	-	(50)
Notre Dame	(23),(30),42	-
Virginia	(44)	-
Pitt	-	(46)
Clemson	46,(22)	(46)
Wisconsin	53,(41),24	(35),(47)

Punting	no.	yds	avg	lg	tb	fc	120	50+	blk
Zach Feagles	72	2777	38.6	54	3	35	25	8	1
TEAM	2	45	22.5	40	0	0	1	0	1
JACK Spicer	2	85	42.5	51	1	0	1	1	0
Total	76	2907	38.2	54	4	35	27	9	2
Opponents	74	2916	39.4	68	3	42	22	11	1

Kickoffs	no.	yds	avg	tb	ob	retn	net	ydln
Michael Badgley	75	4729	63.1	32	3			
Total	75	4729	63.1	32	3	23.5	39.6	25
Opponents	61	3845	63.0	25	1	21.5	40.4	24

Numbers in parentheses indicate field goal was made.





2017 FINAL STATISTICS (OVERALL: 10-3, ACC: 7-1, HOME: 7-1, AWAY: 3-1, NEUTRAL: 0-1)

All Purpose	g	rush	rcv	pr	kr	lr	total	avg/g
Travis Homer	13	966	219	0	18	0	1203	92.5
Jeff Thomas	13	4	374	0	691	0	1069	82.2
Braxton Berrios	13	0	679	207	0	0	886	68.2
Mark Walton	4	428	91	0	0	0	519	129.8
Malik Rosier	13	468	17	0	0	0	485	37.3
Christopher Her	11	0	477	0	0	0	477	43.4
Ahmmou Richar	8	0	439	0	0	0	439	54.9
Deejay Dallas	12	217	92	0	40	0	349	29.1
Lawrence Cager	10	0	237	0	0	0	237	23.7
Darrell Langham	13	0	209	0	0	0	209	16.1
Dayall Harris	9	0	92	0	0	0	92	10.2
Mike Harley	11	0	91	0	0	0	91	8.3
Michael Irvin II	12	0	78	0	0	0	78	6.5
Trajan Bandy	13	0	0	0	0	65	65	5.0
Sheldrick Redwi	12	0	0	0	0	62	62	5.2
Jaquan Johnson	13	0	0	0	0	57	57	4.4
Dionte Mullins	8	0	53	0	0	0	53	6.6
Trayone Gray	5	42	6	0	0	0	48	9.6
Malek Young	13	0	0	0	0	37	37	2.8
Jonathan Garvin	13	0	0	13	0	0	13	1.0
Dee Delaney	10	0	0	0	0	4	4	0.4
Demetrius Jacks	7	0	0	0	0	4	4	0.6
DJ Johnson	8	0	0	0	4	0	4	0.5
Charles Perry	9	0	0	0	0	-1	-1	-0.1
Tyler Gauthier	13	0	-1	0	0	0	-1	-0.1
Evan Shirreffs	4	-2	0	0	0	0	-2	-0.5
TEAM	10	-33	0	0	0	0	-33	-3.3
Total	13	2090	3153	220	753	228	6444	495.7
Opponents	13	1895	2822	69	962	135	5883	452.5

SEASON IN REVIEW



2017 FINAL STATISTICS (OVERALL: 10-3, ACC: 7-1, HOME: 7-1, AWAY: 3-1, NEUTRAL: 0-1)

#	Defensive Leaders	gp	Tackles				no-yds	Pass defense			Fumbles		blkd	
			ua	a	tot	tfl/yds		int-yds	brup	qbh	rcv-yds	ff	kick	saf
4	Jaquan Johnson	13	54	42	96	3.0-8	1.0-6	4-57	4	1	2-0	3	.	.
55	Shaquille Quarterman	13	43	40	83	7.0-19	2.5-12	.	5	4	1-0	.	.	.
56	Michael Pinckney	13	31	37	68	11.0-52	3.5-32	1-0	2	1	1-1	.	.	.
22	Sheldrick Redwine	12	37	22	59	2.5-10	0.5-4	2-62	6	.	1-7	2	.	.
99	Joe Jackson	13	35	24	59	11.5-39	6.5-26	.	2	6	.	1	.	.
80	RJ McIntosh	13	25	27	52	12.5-29	2.5-13	.	7	4	1-35	1	.	.
53	Zach McCloud	13	29	19	48	4.5-19	2.0-11	.	.	3	.	1	.	.
2A	Malek Young	13	25	18	43	3.0-12	.	2-37	8
28	Michael Jackson	13	34	9	43	3.0-13	1.0-8	4-0	5	2	1-0	.	.	.
9	Chad Thomas	13	19	22	41	12.5-40	5.5-21	.	1	3
3	Dee Delaney	10	24	15	39	1.5-4	.	1-4	1	.	1-0	.	.	.
33	Trent Harris	13	18	19	37	10.5-51	8.5-48	.	.	6	1-0	.	.	.
58	Darrion Owens	13	20	15	35	4.5-5	.	.	1	1
7	Kendrick Norton	13	14	12	26	6.5-21	2.0-8	.	1	1
5A	Amari Carter	13	21	5	26	2.0-14	2.0-14	.	.	1	.	1	.	.
2	Trajan Bandy	13	14	11	25	1.5-2	.	1-65	6
35	Mike Smith	13	12	11	23	0.5-1
31	Demetrius Jackson	7	13	5	18	7.5-45	3.5-26	1-4	2	1
20	Robert Knowles	12	13	5	18	1	.	.
93	Pat Bethel	13	7	11	18	1.0-12	1.0-12	.	1	.	1-0	1	.	.
34	Charles Perry	9	9	6	15	.	.	1--1
95	Anthony Moten	12	6	9	15	1.0-2	.	.	1	1
25	Derrick Smith	13	10	3	13	1.0-2
6	Jhavonte Dean	12	8	3	11	.	.	.	1
11	De'Andre Wilder	12	6	4	10
97	Jonathan Garvin	13	5	4	9	3.0-15	2.0-14	.	.	.	2-2	2	1	.
44	Bradley Jennings Jr.	12	1	6	7
30	Romeo Finley	13	7	.	7	.	.	.	1
15	Michael Badgley	13	4	1	5
24	Travis Homer	13	3	1	4	1-0	.	.	.
1A	DJ Johnson	8	2	1	3
12	Malik Rosier	13	2	1	3
13	Deejay Dallas	12	.	2	2
4A	Jeff Thomas	13	1	1	2
96	Jonathan Ford	7	.	1	1
73	Trevor Darling	13	.	1	1
94	Ryan Fines	2	1	.	1	1-0	.	.	.
39	Jordan Butler	13	.	1	1
19	Scott Patchan	4	1	.	1
8	Braxton Berrios	13	1	.	1
82	Ahmon Richards	8	1	.	1
37	Colvin Alford	2	1	.	1
5B	Navaughn Donaldson	11	1	.	1
Total		13	558	414	972	111-415	44-255	17-228	55	35	14-45	13	1	.
Opponents		13	461	276	737	65-235	29-153	14-135	71	30	4-0	7	2	.



2017 FINAL STATISTICS (OVERALL: 10-3, ACC: 7-1, HOME: 7-1, AWAY: 3-1, NEUTRAL: 0-1)

#12 Rosier, M	Comp	Att	Int	Pct	Yards	TD	Long	Sacked	Effic
Bethune-Cookman	17	28	0	60.7	217	3	46	0-0	161.17
Toledo	27	36	1	75.0	333	3	55	2-14	174.64
Duke	15	26	1	57.7	270	2	49	3-15	162.62
Florida State	19	44	1	43.2	254	3	37	3-12	109.63
Georgia Tech	23	37	0	62.2	297	1	70	2-15	138.51
Syracuse	26	43	0	60.5	344	2	48	0-0	143.01
North Carolina	16	38	1	42.1	356	3	78	2-12	141.59
Virginia Tech	11	22	3	50.0	202	2	43	2-12	129.85
Notre Dame	15	24	0	62.5	137	1	28	0-0	124.20
Virginia	15	28	2	53.6	210	3	36	3-14	137.64
Pitt	15	34	0	44.1	187	2	39	3-14	109.73
Clemson	14	29	2	48.3	110	0	21	4-23	66.34
Wisconsin	11	26	3	42.3	203	1	48	3-8	97.51
TOTALS	224	415	14	54.0	3120	26	78	27-139	131.06

#16 Shirreffs, E	Comp	Att	Int	Pct	Yards	TD	Long	Sacked	Effic
Bethune-Cookman	1	2	0	50.0	16	0	16	0-0	117.20
North Carolina	1	3	0	33.3	0	0	0	0-0	33.33
Pitt	0	2	0	0.0	0	0	0	1-2	0.00
TOTALS	2	7	0	28.6	16	0	16	1-2	47.77

#8 Berrios, B	Comp	Att	Int	Pct	Yards	TD	Long	Sacked	Effic
Virginia Tech	1	1	0	100.0	17	0	17	0-0	242.80
TOTALS	1	1	0	100.0	17	0	17	0-0	242.80

#13 Dallas, D	Comp	Att	Int	Pct	Yards	TD	Long	Sacked	Effic
Virginia Tech	0	1	0	0.0	0	0	0	0-0	0.00
TOTALS	0	1	0	0.0	0	0	0	0-0	0.00

#TM TEAM	Comp	Att	Int	Pct	Yards	TD	Long	Sacked	Effic
Bethune-Cookman	0	1	0	0.0	0	0	0	0-0	0.00
Georgia Tech	0	1	0	0.0	0	0	0	1-12	0.00
TOTALS	0	2	0	0.0	0	0	0	1-12	0.00

SEASON IN REVIEW



2017 FINAL STATISTICS (OVERALL: 10-3, ACC: 7-1, HOME: 7-1, AWAY: 3-1, NEUTRAL: 0-1)

	No-Yds/TD	BCU	TOLEDO	DU	FS	GT	SU	NC	VT	ND	VA	UP	CU	WIS
RUSHING														
Homer, T	163-966/8	11-103/0	8-32/2	3-43/1	3-29/0	20-170/1	20-95/1	16-40/0	14-95/1	18-146/0	17-96/1	7-12/0	14-41/0	12-64/1
Rosier, M	131-468/5	4-41/0	4-11/1	15-45/1	14-29/0	11-20/0	9-45/0	12-20/0	13-84/1	9-44/1	9-38/1	12-31/0	10-19/0	9-41/0
Waltton, M	56-428/3	16-148/2	11-204/1	17-51/0	12-25/0	DNP	DNP	DNP	DNP	DNP	DNP	DNP	DNP	DNP
Dallas, D	41-217/3	-	DNP	-	DNP	2-6/0	DNP	1-0/0	6-32/0	12-53/2	5-15/0	3-4/0	6-44/0	8-69/1
Gray, T	7-42/0	3-25/0	1-9/0	DNP	DNP	1-4/0	-	-	-	-	-	-	-	-
Thomas, J	1-4/0	-	-	-	-	-	-	-	-	-	-	-	-	-
Shirreffs, E	1-2/0	-	DNP	DNP	DNP	DNP	DNP	-	DNP	-	DNP	1--2/0	DNP	DNP
TEAM	14--33/0	-	2-2/0	DNP	-	2--16/0	3--4/0	2--3/0	1--1/0	3--6/0	1--1/0	-	DNP	DNP
RECEIVING														
Berrios, B	55-679/9	3-35/1	5-105/1	2-52/1	8-90/2	6-44/0	1-11/0	7-78/1	4-59/1	2-10/1	3-38/0	4-61/1	7-51/0	3-45/0
Herrndon, C	40-477/4	1-10/0	8-65/1	1-4/0	3-55/0	5-41/0	10-96/1	2-60/1	2-61/1	4-30/0	1-14/0	3-41/0	DNP	DNP
Richards, A	24-439/3	DNP	DNP	3-106/1	4-68/0	DNP	6-99/0	1-11/0	3-57/0	-	4-51/1	3-47/1	DNP	DNP
Thomas, J	17-374/2	1-2/0	-	1-0/0	2-11/0	2-78/0	2-61/1	3-101/1	-	2-24/0	1-33/0	-	2-20/0	1-48/0
Cager, L	16-237/3	3-47/1	1-15/0	3-27/0	1-7/0	-	DNP	DNP	DNP	2-45/0	1-9/1	-	1-11/0	4-76/1
Homer, T	18-219/1	2-25/0	3-46/0	-	-	2-18/1	4-27/0	3-57/0	1-20/0	2-24/0	-	1-2/0	-	-
Langham, D	11-209/2	3-65/1	-	-	1-23/1	5-100/0	1-19/0	-	-	-	1-2/0	-	-	-
Harris, D	10-92/2	DNP	2-16/1	DNP	DNP	DNP	-	-	-	3-4/0	2-43/1	3-29/0	-	-
Dallas, D	4-92/0	1-16/0	DNP	-	-	-	-	1-49/0	1-5/0	-	-	-	-	1-22/0
Waltton, M	7-91/0	2-80	1-4/0	4-79/0	-	DNP	DNP	DNP	DNP	DNP	DNP	DNP	DNP	DNP
Harley, M	9-91/0	1-18/0	3-34/0	1-2/0	-	-	1-9/0	DNP	DNP	-	1-10/0	-	1-10/0	1-8/0
Irvin II, M	9-78/0	1-11/0	2-28/0	-	-	-	DNP	-	-	-	1-10/0	1-7/0	3-18/0	1-4/0
Mullins, D	4-53/0	-	1-14/0	-	-	2-17/0	1-22/0	-	-	DNP	DNP	DNP	DNP	DNP
Rosier, M	1-17/0	-	-	-	-	-	-	-	1-17/0	-	-	-	-	-
Gray, T	1-6/0	-	1-6/0	DNP	DNP	-	DNP	-	DNP	-	DNP	DNP	DNP	DNP
Gauthier, T	1-1/0	-	-	-	-	1--1/0	-	-	-	-	-	-	-	-



2017 FINAL STATISTICS (OVERALL: 10-3, ACC: 7-1, HOME: 7-1, AWAY: 3-1, NEUTRAL: 0-1)

SEASON IN REVIEW

PUNT RETURNS	No-Yds	BCU	TOLEDO	DU	FS	GT	SU	NC	VT	ND	VA	UP	CU	WIS
Berrios, B	13-207	1-12	-	2-34	2-38	2-36	1-12	1-15	-	2-28	-	1-19	-	1-13
Garvin, J	1-13	-	-	-	-	-	-	1-13	-	-	-	-	-	-

KICK RETURNS	No-Yds	BCU	TOLEDO	DU	FS	GT	SU	NC	VT	ND	VA	UP	CU	WIS
Thomas, J	32-691	3-65	3-69	1-15	-	4-96	5-122	2-30	-	2-28	1-33	4-90	5-106	2-37
Dallas, D	2-40	-	DNP	1-22	1-18	-	-	-	-	-	-	-	-	-
Homer, T	1-18	-	-	-	-	-	-	-	-	-	-	-	-	1-18

INT. RETURNS	No-Yds	BCU	TOLEDO	DU	FS	GT	SU	NC	VT	ND	VA	UP	CU	WIS
Jackson, M	4-0	-	-	-	1-0	-	2-0	1-0	-	-	-	-	-	-
Johnson, J	4-57	-	-	-	-	-	1-0	-	1-20	1-7	1-30	-	-	-
Young, M	2-37	1-24	-	-	-	-	-	-	-	1-13	-	-	-	-
Redwine, S	2-62	-	-	-	-	DNP	-	1-17	1-45	-	-	-	-	-
Bandy, T	1-65	-	-	-	-	-	-	-	-	1-65	-	-	-	-
Perry, C	1-1	-	-	-	-	-	-	1-1	-	-	DNP	DNP	DNP	DNP
Delaney, D	1-4	-	-	-	1-4	DNP	DNP	DNP	-	-	-	-	-	-
Pinckney, M	1-0	-	-	1-0	-	-	-	-	-	-	-	-	-	-
Jackson, D	1-4	-	DNP	-	-	-	1-4	-	-	DNP	DNP	DNP	DNP	DNP

FUMBLE RETURNS	No-Yds	BCU	TOLEDO	DU	FS	GT	SU	NC	VT	ND	VA	UP	CU	WIS
McIntosh, R	1-35	-	-	-	-	-	-	-	1-35	-	-	-	-	-
Redwine, S	1-7	-	1-7	-	-	DNP	-	-	-	-	-	-	-	-
Garvin, J	1-2	-	-	-	-	-	-	-	1-2	-	-	-	-	-
Pinckney, M	1-1	-	-	-	-	-	-	-	-	-	-	1-1	-	-

2017 FINAL STATISTICS [OVERALL: 10-3, ACC: 7-1, HOME: 7-1, AWAY: 3-1, NEUTRAL: 0-1]



ALL-PURPOSE YARDS	Total	BCU	TOLEDO	DU	FS	GT	SU	NC	VT	ND	VA	UP	CU	WIS
Homer, T	1203	128	78	43	29	188	122	97	115	170	96	14	41	82
Thomas, J	1069	63	69	15	11	178	183	131	-	52	66	90	126	85
Berrios, B	886	47	105	86	128	80	23	93	59	38	38	80	51	58
Walton, M	519	156	208	130	25	DNP	DNP	DNP	DNP	DNP	DNP	DNP	DNP	DNP
Rosier, M	485	41	11	45	29	20	45	20	101	44	38	31	19	41
Herrndon, C	477	10	65	4	55	41	96	60	61	30	14	41	DNP	DNP
Richards, A	439	DNP	DNP	106	68	DNP	99	11	57	-	51	47	DNP	DNP
Dallas, D	349	16	DNP	22	18	-	-	49	37	53	15	4	44	91
Cager, L	237	47	15	27	7	-	DNP	DNP	DNP	45	9	-	11	76
Langham, D	209	65	-	-	23	100	19	-	-	-	2	-	-	-
Harris, D	92	DNP	16	DNP	DNP	DNP	-	-	-	4	43	29	-	-
Hartley, M	91	18	34	2	-	-	9	DNP	DNP	-	10	-	10	8
Irvin II, M	78	11	28	-	-	-	DNP	-	-	-	10	7	18	4
Bandy, T	65	-	-	-	-	-	-	-	-	65	-	-	-	-
Redwine, S	62	-	-	-	-	DNP	-	17	45	-	-	-	-	-
Johnson, J	57	-	-	-	-	-	-	-	20	7	30	-	-	-
Mullins, D	53	-	14	-	-	17	22	-	-	DNP	DNP	DNP	DNP	DNP
Gray, T	48	25	15	DNP	DNP	6	DNP	2	DNP	-	DNP	DNP	DNP	DNP
Young, M	37	24	-	-	-	-	-	-	-	13	-	-	-	-
Garvin, J	13	-	-	-	-	-	-	13	-	-	-	-	-	-
Jackson, D	4	-	DNP	-	-	-	4	-	-	DNP	DNP	DNP	DNP	DNP
Johnson, D	4	-	-	-	-	-	DNP	DNP	DNP	-	DNP	DNP	4	-
Delaney, D	4	-	-	-	4	DNP	DNP	DNP	-	-	-	-	-	-
Gauthier, T	-1	-	-	-	-	-1	-	-	-	-	-	-	-	-
Perry, C	-1	-	-	-	-	-	-	-1	-	-	DNP	DNP	DNP	DNP
Shirreffs, E	-2	-	DNP	DNP	DNP	DNP	DNP	-	DNP	-	DNP	-2	DNP	DNP
TEAM	-33	-	-2	-	-	-16	-4	-3	-1	-6	-1	-	-	-



2017 FINAL STATISTICS (OVERALL: 10-3, ACC: 7-1, HOME: 7-1, AWAY: 3-1, NEUTRAL: 0-1)

SEASON IN REVIEW

Total Tackles	UA-A	Total	BCU	TOLEDO	DU	FS	GT	SU	NC	VT	ND	VA	UP	CU	WIS
Johnson, J	54-42	96	1-2	2-3	2-4	7-5	5-3	3-3	10-1	6-1	4-4	4-5	4-2	1-3	5-6
Quarterman, S	43-40	83	6-2	3-1	4-5	5-1	4-4	2-2	2-1	3-2	2-3	1-5	3-5	5-5	3-4
Pinckney, M	31-37	68	2-1	2-2	5-5	2-3	0-2	6-3	2-3	2-3	2-1	1-5	2-1	3-5	2-3
Jackson, J	35-24	59	1-2	7-0	2-2	2-2	1-1	4-1	4-4	4-3	3-2	1-4	3-1	2-2	2-2
Redwine, S	37-22	59	2-1	1-0	4-3	0-1	DNP	5-1	3-2	6-0	1-1	1-1	8-4	3-5	3-3
McIntosh, R	25-27	52	1-1	1-1	1-1	1-0	4-1	3-2	3-8	2-2	2-4	2-2	3-3	1-0	1-2
McCloud, Z	29-19	48	2-0	2-0	2-1	2-1	2-1	0-1	3-2	1-1	2-3	4-1	8-2	0-4	1-2
Jackson, M	34-9	43	4-0	-	3-0	0-1	3-1	2-1	4-2	5-1	2-0	4-0	2-1	2-1	3-1
Young, M	25-18	43	1-0	5-2	3-0	2-3	1-1	2-0	0-2	5-2	0-2	4-0	2-3	0-3	-
Thomas, C	19-22	41	1-1	1-2	1-1	3-0	1-3	1-0	1-0	-	2-2	0-4	3-3	3-4	2-2
Delaney, D	24-15	39	6-1	4-1	2-1	4-2	DNP	DNP	DNP	-	2-1	0-6	-	3-1	3-2
Harris, T	18-19	37	1-0	3-0	2-1	3-1	1-4	0-3	1-1	1-1	2-1	2-1	1-2	0-3	1-1
Owens, D	20-15	35	1-0	1-0	2-2	1-1	1-0	0-1	2-2	1-0	1-1	-	2-1	2-4	6-3
Carter, A	21-5	26	4-0	1-1	2-1	1-0	-	2-0	2-0	1-0	3-0	1-3	1-0	2-0	1-0
Norton, K	14-12	26	1-0	2-1	2-1	1-0	3-2	2-0	0-2	2-1	-	0-2	-	0-1	1-2
Bandy, T	14-11	25	1-1	2-1	3-0	-	-	1-0	1-2	1-1	0-1	1-3	-	1-2	3-0
Smith, M	12-11	23	1-0	1-0	1-0	-	4-2	1-1	2-2	2-0	0-2	0-1	-	0-1	0-2
Beithel, P	7-11	18	0-2	1-0	2-2	0-1	1-1	2-0	0-1	1-1	-	0-2	-	0-1	-
Knowles, R	13-5	18	1-0	1-0	DNP	2-2	4-1	-	0-1	2-0	-	DNP	2-0	0-1	1-0
Jackson, D	13-5	18	2-1	DNP	0-3	4-0	1-0	4-0	2-1	-	DNP	DNP	DNP	DNP	DNP
Perry, C	9-6	15	-	4-0	1-2	-	3-3	-	0-1	0-1	1-0	DNP	DNP	DNP	DNP
Moten, A	6-9	15	-	1-0	0-2	DNP	-	2-1	1-1	0-1	0-1	0-1	-	0-2	2-0
Smith, D	10-3	13	-	-	-	-	2-0	3-0	-	1-0	-	-	-	4-2	0-1
Dean, J	8-3	11	0-1	-	2-0	DNP	-	0-1	0-1	1-0	0-1	-	-	-	2-0
Wilder, D	6-4	10	1-0	-	1-1	DNP	-	1-0	0-1	2-0	0-1	1-0	-	0-1	1-1
Garvin, J	5-4	9	1-0	2-0	-	-	-	-	-	1-0	1-1	-	-	0-2	0-1
Finley, R	7-0	7	1-0	4-0	1-0	-	-	-	-	1-0	1-0	-	-	-	-
Jennings, Jr, B	1-6	7	1-1	-	0-2	-	-	-	-	DNP	-	-	-	0-2	0-1
Badgley, M	4-1	5	1-0	-	-	1-0	1-0	-	-	-	1-0	-	-	-	0-1
Homer, T	3-1	4	-	0-1	-	1-0	-	-	-	-	-	-	-	1-0	1-0
Rosier, M	2-1	3	-	1-0	-	-	-	-	-	-	0-1	-	-	1-0	-
Johnson, D	2-1	3	-	-	-	1-0	-	DNP	DNP	DNP	DNP	DNP	DNP	1-1	-
Dallas, D	0-2	2	-	DNP	-	-	-	-	-	-	0-1	-	-	-	0-1
Thomas, J	1-1	2	-	-	-	-	-	-	-	1-1	-	-	-	-	-
Donaldson, N	1-0	1	-	-	-	-	DNP	DNP	-	1-0	-	-	-	-	-
Alford, C	1-0	1	-	DNP	DNP	1-0	DNP	DNP	DNP	DNP	DNP	DNP	DNP	DNP	DNP
Butler, J	0-1	1	-	-	-	-	-	-	-	-	-	-	-	-	0-1

2017 FINAL STATISTICS

[OVERALL: 10-3, ACC: 7-1, HOME: 7-1, AWAY: 3-1, NEUTRAL: 0-1]



TACKLES FOR LOSS	UAA	Total	BCU	TOLEDO	DU	FS	GT	SU	NC	VT	ND	VA	UP	CU	WIS
Thomas, C	10-5	12.5	1.5-2	1.0-1	1.0-1	1.0-4	1.5-7	-	1.0-3	-	0.5-3	1.0-4	-	2.0-7	2.0-8
McIntosh, R	10-5	12.5	1.5-1	1.0-8	1.0-1	-	1.0-2	-	1.0-1	0.5-3	0.5-0	3.0-8	2.0-3	1.0-2	-
Jackson, J	8-7	11.5	-	2.0-4	1.0-1	1.0-1	-	1.0-2	1.5-9	2.0-9	1.5-6	1.5-6	-	1.0-2	-
Pinckney, M	8-6	11.0	1.0-3	-	1.5-11	0.5-2	-	3.5-27	-	-	-	1.0-1	2.0-5	0.5-1	1.0-2
Harris, T	8-5	10.5	-	2.0-9	0.5-4	2.0-7	0.5-1	0.5-4	-	-	2.0-7	2.5-17	0.5-2	-	-
Jackson, D	7-1	7.5	1.0-6	DNP	0.5-4	2.0-11	-	2.0-13	2.0-11	-	DNP	DNP	DNP	DNP	DNP
Quarterman, S	6-2	7.0	1.0-1	-	1.0-1	1.0-1	-	1.0-1	1.0-10	1.5-4	-	0.5-2	-	1.5-3	1.0-2
Norton, K	4-5	6.5	-	0.5-1	1.0-4	1.0-6	0.5-1	1.0-3	0.5-0	-	-	-	-	-	-
Owens, D	4-1	4.5	-	2.0-3	-	-	-	-	1.0-1	-	-	-	-	1.0-1	0.5-0
McCloud, Z	4-1	4.5	-	-	-	-	1.0-8	-	1.0-3	-	1.5-4	-	-	-	1.0-4
Garvin, J	3-0	3.0	-	1.0-1	-	-	-	-	-	1.0-7	1.0-7	-	-	-	-
Jackson, M	3-0	3.0	-	-	-	-	1.0-3	-	-	1.0-2	-	-	-	1.0-8	-
Johnson, J	3-0	3.0	-	-	-	-	1.0-1	-	-	-	1.0-1	1.0-6	-	-	-
Young, M	2-2	3.0	1.0-5	1.5-4	-	0.5-3	-	-	-	-	-	-	-	-	-
Redwine, S	1-3	2.5	-	0.5-1	-	-	DNP	-	0.5-4	-	-	-	-	1.0-4	0.5-1
Carter, A	2-0	2.0	-	-	-	-	-	-	-	1.0-10	-	-	-	1.0-4	-
Delaney, D	1-1	1.5	-	-	-	-	DNP	DNP	DNP	-	1.0-1	0.5-3	-	-	-
Bandy, T	1-1	1.5	-	1.0-1	-	-	-	-	0.5-1	-	-	-	-	-	-
Bethel, P	1-0	1.0	-	1.0-12	-	-	-	-	-	-	-	-	-	-	-
Moten, A	1-0	1.0	-	1.0-2	-	DNP	-	-	-	-	-	-	-	-	-
Smith, D	1-0	1.0	-	-	-	-	-	-	-	1.0-2	-	-	-	-	-
Smith, M	0-1	0.5	-	-	-	-	0.5-1	-	-	-	-	-	-	-	-

SEASON IN REVIEW



2017 FINAL STATISTICS

(OVERALL: 10-3, ACC: 7-1, HOME: 7-1, AWAY: 3-1, NEUTRAL: 0-1)

SEASON IN REVIEW

SACKS	UA-A	Total	BCU	TOLEDO	DU	FS	GT	SU	NC	VT	ND	VA	UP	CU	WIS
Harris, T	7-3	8.5	-	20-9	0.5-4	10-6	-	0.5-4	-	-	20-7	20-16	0.5-2	-	-
Jackson, J	5-3	6.5	-	10-3	10-1	10-1	-	-	0.5-4	10-6	10-4	10-6	-	10-2	-
Thomas, C	5-1	5.5	-	10-1	10-1	-	10-6	-	-	-	-	0.5-2	-	10-4	10-7
Pinckney, M	3-1	3.5	-	10-11	-	-	-	2.5-21	-	-	-	-	-	-	-
Jackson, D	3-1	3.5	10-6	DNP	0.5-4	10-10	-	-	10-6	-	DNP	DNP	DNP	DNP	DNP
Quarterman, S	2-1	2.5	-	-	-	-	-	10-1	10-10	-	-	-	0.5-1	-	-
McIntosh, R	2-1	2.5	-	10-8	10-1	-	-	-	-	-	-	0.5-4	-	-	-
Garvin, J	2-0	2.0	-	-	-	-	-	-	-	10-7	10-7	-	-	-	-
Norton, K	2-0	2.0	-	-	-	10-6	-	-	-	10-2	-	-	-	-	-
Carter, A	2-0	2.0	-	-	-	-	-	-	-	10-10	-	-	-	10-4	-
McCloud, Z	2-0	2.0	-	-	-	-	10-8	-	-	-	10-3	-	-	-	-
Bethel, P	1-0	1.0	-	-	10-12	-	-	-	-	-	-	-	-	-	-
Johnson, J	1-0	1.0	-	-	-	-	-	-	-	-	-	10-6	-	-	-
Jackson, M	1-0	1.0	-	-	-	-	-	-	-	-	-	-	-	10-8	-
Redwine, S	0-1	0.5	-	-	-	-	DNP	-	0.5-4	-	-	-	-	-	-

2017 FINAL STATISTICS (OVERALL: 10-3, ACC: 7-1, HOME: 7-1, AWAY: 3-1, NEUTRAL: 0-1)



FUMBLES	No-Lost	BCU	TOLEDO	DU	FS	GT	SU	NC	VT	ND	VA	UP	CU	WIS
Rosier, M	5-1	1-0	-	-	-	-	-	2-0	1-0	-	-	1-1	-	-
Thomas, J	2-1	-	-	-	-	-	-	-	-	-	-	-	2-1	-
Richards, A	1-0	DNP	DNP	-	DNP	-	-	-	1-0	-	-	-	DNP	DNP
Homer, T	1-1	-	-	-	-	-	-	1-1	-	-	-	-	-	-
Jackson, D	1-1	-	DNP	-	-	-	1-1	-	-	DNP	DNP	DNP	DNP	DNP

FUMBLES FORCED	Number	BCU	TOLEDO	DU	FS	GT	SU	NC	VT	ND	VA	UP	CU	WIS
Johnson, J	3	-	-	-	-	-	-	-	1	-	-	1	-	1
Redwine, S	2	-	-	-	-	DNP	-	-	-	-	-	1	1	-
Garvin, J	2	-	-	-	-	-	-	-	1	1	-	-	-	-
Bethel, P	1	-	1	-	-	-	-	-	-	-	-	-	-	-
Carter, A	1	1	-	-	-	-	-	-	-	-	-	-	-	-
McCloud, Z	1	-	-	-	-	-	-	-	-	-	1	-	-	-
McIntosh, R	1	-	-	-	-	-	-	-	-	-	-	-	1	-
Knowles, R	1	-	-	DNP	1	-	-	-	-	-	-	-	-	-
Jackson, J	1	-	-	-	-	-	-	1	-	-	-	-	-	-

FUMBLES RECOVERED	Number	BCU	TOLEDO	DU	FS	GT	SU	NC	VT	ND	VA	UP	CU	WIS
Johnson, J	2	-	-	-	-	-	-	1	-	-	-	1	-	-
Garvin, J	2	-	-	-	-	-	-	-	1	1	-	-	-	-
Homer, T	1	-	-	-	-	-	-	-	-	-	1	-	-	-
Redwine, S	1	-	1	-	-	DNP	-	-	-	-	-	-	-	-
Pirckney, M	1	-	-	-	-	-	-	-	-	-	-	1	-	-
Bethel, P	1	-	-	1	-	-	-	-	-	-	-	-	-	-
McIntosh, R	1	-	-	-	-	-	-	-	1	-	-	-	-	-
Quarterman, S	1	-	-	-	-	1	-	-	-	-	-	-	-	-
Delaney, D	1	-	-	-	-	DNP	DNP	DNP	-	-	-	-	-	1
Jackson, M	1	-	-	-	-	-	-	-	-	-	1	-	-	-
Fines, R	1	1	-	DNP	DNP	DNP	DNP	DNP	DNP	DNP	DNP	DNP	DNP	DNP
Harris, T	1	-	-	-	-	-	-	-	-	-	-	-	1	-



2017 FINAL STATISTICS (OVERALL: 10-3, ACC: 7-1, HOME: 7-1, AWAY: 3-1, NEUTRAL: 0-1)

TEAM STATISTICS

Date	Opponent	Rushing			Receiving			Passing			Kick Returns			Punt Returns			tot off					
		no	yds	td	lg	no	yds	td	lg	cmp	att	int	yds	td	lg	no		yds	td	lg	no	yds
Sep. 2	BETHUNE-COOKMAN	34	317	2	47	18	233	3	46	18-31-0	233	3	46	3	65	0	31	1	12	0	12	550
Sep 23	TOLEDO	26	254	4	82	27	333	3	55	27-36-1	333	3	55	3	69	0	29	0	0	0	0	587
Sep 29	at Duke	35	139	2	40	15	270	2	49	15-26-1	270	2	49	2	37	0	22	2	34	0	24	409
Oct 07	at Florida State	29	83	0	14	19	254	3	37	19-44-1	254	3	37	1	18	0	18	2	38	0	44	337
Oct 14	GEORGIA TECH	36	184	1	32	23	297	1	70	23-38-0	297	1	70	4	96	0	38	2	36	0	34	481
Oct 21	SYRACUSE	32	136	1	33	26	344	2	48	26-43-0	344	2	48	5	122	0	34	1	12	0	12	480
Oct 28	at North Carolina	32	59	0	18	17	356	3	78	17-41-1	356	3	78	2	30	0	22	2	28	0	15	415
Nov 04	VIRGINIA TECH	34	210	2	64	12	219	2	43	12-24-3	219	2	43	0	0	0	0	0	0	0	0	429
Nov 11	NOTRE DAME	42	237	3	40	15	137	1	28	15-24-0	137	1	28	2	28	0	19	2	28	0	17	374
Nov 18	VIRGINIA	32	148	2	36	15	210	3	36	15-28-2	210	3	36	1	33	0	33	0	0	0	0	358
Nov 24	at Pitt	23	45	0	15	18	27	2	39	15-36-0	187	2	39	4	90	0	31	1	19	0	19	232
Dec 02	vs Clemson	30	104	0	16	14	110	0	21	14-29-2	110	0	21	5	110	0	26	0	0	0	0	214
Dec 30	WISCONSIN	29	174	2	39	11	203	1	48	11-26-3	203	1	48	3	55	0	22	1	13	0	13	377
Opponents		414	2090	19	82	227	3153	26	78	227-426-14	3153	26	78	35	753	0	38	14	220	0	44	5243
Opponents		541	1895	10	56	256	2822	19	75	256-448-17	2822	19	75	41	962	1	43	12	69	0	20	4717

Games: 13 • Avg/rush: 5.0 • Avg/catch: 13.9 • Pass effic: 129.03 • KR avg: 21.5 • PR avg: 15.7 • All purpose avg/game: 495.7 • Total offense avg/gm: 403.3

Date	Opponent	Tackles			Sacks		Fumble		Pass Defense			bldk	PAT Attempts			off		
		ua	a	total	tfl-yds	no-yds	ff	fr-yds	int-yds	qbh	brup	kick	kick	rush	rcv	saf	t/o	pts
Sep. 2	BETHUNE-COOKMAN	44	18	62	7.0-18	1.0-6	1	1-0	1-24	2	3	0	5-5	0	0	0	0	4
Sep 23	TOLEDO	53	16	69	9.0-27	4.0-18	0	1-7	0-0	1	5	0	7-7	0	0	0	0	7
Sep 29	at Duke	49	38	87	11.0-45	6.0-36	1	1-0	1-0	4	7	0	4-4	0	0	0	10	
Oct 07	at Florida State	44	24	68	9.0-35	4.0-23	0	0-0	2-4	1	5	0	3-3	0	0	0	0	
Oct 14	GEORGIA TECH	42	30	72	7.0-24	2.0-14	1	1-0	0-0	0	2	0	1-1	0	0	0	0	
Oct 21	SYRACUSE	48	20	68	9.0-50	4.0-26	0	0-0	4-4	6	10	0	3-3	0	0	0	10	
Oct 28	at North Carolina	43	40	83	10.0-43	3.0-24	1	1-0	3-16	4	7	1	3-3	0	0	0	0	
Nov 04	VIRGINIA TECH	52	22	74	8.0-37	4.0-25	2	2-37	2-65	4	1	0	4-4	0	0	0	7	
Nov 11	NOTRE DAME	33	34	67	9.0-29	5.0-21	1	1-0	3-85	3	5	0	5-5	0	0	0	24	
Nov 18	VIRGINIA	27	46	73	11.0-47	5.0-34	1	2-0	1-30	3	2	0	5-6	0	0	0	14	
Nov 24	at Pitt	44	28	72	5.0-11	1.0-3	2	2-1	0-0	0	3	0	2-2	0	0	0	0	
Dec 02	vs Clemson	35	56	91	10.0-32	4.0-18	2	1-0	0-0	3	1	0	0-0	0	0	0	0	
Dec 30	WISCONSIN	44	42	86	6.0-17	1.0-7	1	1-0	0-0	4	4	0	3-3	0	0	0	0	
Opponents		558	414	972	111.0-415	44.0-255	13	14-45	17-228	35	55	1	45-46	0	0	0	0	72
Opponents		461	276	737	65.0-235	29.0-153	7	4-0	14-135	30	71	2	26-26	1	1	0	39	

Date	Opponent	Punting										Field Goals			Kickoffs			
		no	yds	avg	long	bldk	tb	fc	50+	120	md-att	long	bldk	no	yds	avg	tb	ob
Sep. 2	BETHUNE-COOKMAN	2	98	49.0	51	0	0	1	1	1	2-2	50	0	8	514	64.2	4	0
Sep 23	TOLEDO	4	145	36.2	46	0	0	3	0	2	1-1	19	0	9	561	62.3	3	1
Sep 29	at Duke	5	144	28.8	41	0	0	3	0	3	1-2	20	0	6	385	64.2	2	0
Oct 07	at Florida State	9	389	43.2	52	1	0	3	1	3	1-1	31	0	5	318	63.6	2	0
Oct 14	GEORGIA TECH	6	227	37.8	50	0	0	4	1	1	4-4	33	0	6	367	61.2	0	0
Oct 21	SYRACUSE	6	231	38.5	52	0	0	3	1	4	2-2	39	0	6	348	58.0	3	1
Oct 28	at North Carolina	8	305	38.1	46	0	1	4	0	2	1-2	21	0	5	317	63.4	3	0
Nov 04	VIRGINIA TECH	4	161	40.2	50	0	1	2	1	1	0-0	0	0	5	322	64.4	3	0
Nov 11	NOTRE DAME	4	154	38.5	51	0	0	2	1	2	2-3	30	0	8	512	64.0	4	0
Nov 18	VIRGINIA	5	154	30.8	45	1	0	2	0	2	1-1	44	0	8	515	64.4	6	1
Nov 24	at Pitt	10	367	36.7	50	0	1	3	1	2	0-0	0	0	2	128	64.0	1	0
Dec 02	vs Clemson	9	346	38.4	51	0	1	3	1	3	1-2	22	0	2	118	59.0	0	0
Dec 30	WISCONSIN	4	186	46.5	54	0	0	2	1	1	1-3	41	0	5	324	64.8	1	0
Opponents		76	2907	38.2	54	2	4	35	9	27	17-23	50	0	75	4729	63.1	32	3
Opponents		74	2916	39.4	68	1	3	42	11	22	21-21	53	0	61	3845	63.0	25	1

SEASON IN REVIEW



2017 FINAL STATISTICS

(OVERALL: 10-3, ACC: 7-1, HOME: 7-1, AWAY: 3-1, NEUTRAL: 0-1)

SEASON IN REVIEW

Opponent	Score	Total	First Downs		Rushing		Passing		Total Offense	Return	Turn-
			Rush	Pass	Number-Yards	Comp-Att-Int	Yards	Plays-Yards	Yards	Yards	Overs
BETHUNE-COOKMAN	41-13	28 / 20	15 / 8	11 / 10	2 / 2	34-317 / 30-121	18-31-0 / 25-39-1	233 / 229	65-550 / 69-350	101 / 100	0 / 2
TOLEDO	52-30	27 / 23	12 / 6	13 / 16	2 / 1	26-254 / 35-85	27-36-1 / 29-50-0	333 / 344	62-587 / 85-429	76 / 129	1 / 1
Duke	31-6	19 / 24	8 / 14	9 / 7	2 / 3	35-139 / 46-183	15-26-1 / 21-42-1	270 / 166	61-409 / 88-349	71 / 96	1 / 2
Florida State	24-20	20 / 22	6 / 12	12 / 9	2 / 1	29-83 / 43-203	19-44-1 / 17-28-2	254 / 203	73-337 / 71-406	60 / 66	1 / 2
GEORGIA TECH	25-24	24 / 16	12 / 14	12 / 1	0 / 1	36-184 / 53-226	23-38-0 / 3-8-0	297 / 55	74-481 / 61-281	132 / 197	0 / 1
SYRACUSE	27-19	22 / 23	7 / 15	14 / 7	1 / 1	32-136 / 51-264	26-43-0 / 14-42-4	344 / 136	75-480 / 93-399	138 / 28	1 / 4
North Carolina	24-19	16 / 27	4 / 12	10 / 12	2 / 3	32-59 / 46-176	17-41-1 / 20-46-3	356 / 252	73-415 / 92-428	74 / 60	2 / 4
VIRGINIA TECH	28-10	21 / 22	7 / 8	11 / 11	3 / 3	34-210 / 43-102	12-24-3 / 20-32-2	219 / 197	58-429 / 75-299	102 / 130	3 / 4
NOTRE DAME	41-8	18 / 13	11 / 4	6 / 13	1 / 0	42-237 / 36-109	15-24-0 / 13-27-3	137 / 152	66-374 / 63-261	141 / 79	0 / 4
VIRGINIA	44-28	15 / 18	5 / 3	10 / 13	0 / 2	32-148 / 28-55	15-28-2 / 28-37-1	210 / 384	60-358 / 65-439	63 / 22	2 / 3
Pitt	14-24	14 / 20	4 / 12	9 / 6	1 / 2	23-45 / 45-152	15-36-0 / 18-29-0	187 / 193	59-232 / 74-345	110 / 41	1 / 2
Clemson	3-38	10 / 18	7 / 5	3 / 13	0 / 0	30-104 / 41-77	14-29-2 / 25-34-0	110 / 254	59-214 / 75-331	110 / 101	3 / 1
WISCONSIN	24-34	17 / 24	8 / 7	8 / 15	1 / 2	29-174 / 44-142	11-26-3 / 23-34-0	203 / 258	55-377 / 78-400	68 / 117	3 / 1
Totals	378-273	251 / 270	106 / 120	128 / 129	17 / 21	414-2090 / 541-1895	227-426-14 / 256-448-17	3163 / 2822	840-5243 / 989-4717	1246 / 1166	18 / 31

Opponent	3rd Down	4th Down	Time of Possession	TOP Margin	Avg Yds/Rush	Avg Yds/Pass	Avg Yds/Play	Punting	Penalties	Sacks
	Conversions	Conversions	Possession	Margin	Yds/Rush	Yds/Pass	Yds/Play	Number-Avg	Number-Yards	Sacks
BETHUNE-COOKMAN	4-8 / 8-17	0-0 / 2-2	25:31 / 34:29	-8:58	93 / 4.0	7.5 / 5.9	8.5 / 5.1	2-49.0 / 5-39.8	8-83 / 13-101	1 / 0
TOLEDO	3-9 / 13-23	0-0 / 0-0	24:29 / 35:31	-11:02	98 / 2.4	9.2 / 6.9	9.5 / 5.0	4-36.2 / 7-37.1	8-75 / 10-77	4 / 2
Duke	4-12 / 5-19	1-1 / 1-3	26:29 / 33:31	-7:02	4.0 / 4.0	10.4 / 4.0	6.7 / 4.0	5-28.8 / 6-38.2	5-59 / 7-82	6 / 3
Florida State	7-17 / 5-15	0-0 / 0-0	25:01 / 34:59	-9:58	2.9 / 4.7	5.8 / 7.2	4.6 / 5.7	9-43.2 / 7-44.9	6-79 / 7-65	4 / 3
GEORGIA TECH	2-12 / 4-13	1-1 / 1-2	27:15 / 32:45	-5:30	5.1 / 4.3	7.8 / 6.9	6.5 / 4.6	6-37.8 / 6-45.3	6-45 / 1-6	2 / 3
SYRACUSE	3-13 / 9-22	0-1 / 1-2	30:41 / 29:19	1:22	4.2 / 5.2	8.0 / 3.2	6.4 / 4.3	6-38.5 / 3-35.0	5-42 / 3-22	4 / 0
North Carolina	4-17 / 6-18	1-2 / 2-4	27:09 / 32:51	-5:42	1.8 / 3.8	8.7 / 5.5	5.7 / 4.7	8-38.1 / 6-40.0	5-60 / 7-56	3 / 2
VIRGINIA TECH	3-8 / 3-14	0-1 / 0-2	27:03 / 32:57	-5:54	6.2 / 2.4	9.1 / 6.2	7.4 / 4.0	4-40.2 / 6-39.7	7-66 / 4-60	4 / 2
NOTRE DAME	2-13 / 6-16	3-3 / 1-2	33:59 / 28:01	7:58	5.6 / 3.0	5.7 / 5.6	5.7 / 4.1	4-38.5 / 6-39.2	1-5 / 6-49	5 / 0
VIRGINIA	6-13 / 4-13	0-0 / 0-3	27:33 / 32:27	-4:54	4.6 / 2.0	7.5 / 10.4	6.0 / 6.8	5-30.8 / 4-37.0	4-40 / 6-40	5 / 3
Pitt	4-15 / 8-17	0-0 / 1-1	23:30 / 36:30	-13:00	2.0 / 3.4	5.2 / 6.7	3.9 / 4.7	10-36.7 / 6-43.8	6-52 / 5-54	1 / 4
Clemson	3-16 / 9-18	0-0 / 0-1	25:54 / 34:06	-8:12	3.5 / 1.9	3.8 / 7.5	3.6 / 4.4	9-38.4 / 6-31.3	4-30 / 2-13	4 / 4
WISCONSIN	2-10 / 7-15	0-0 / 0-0	20:08 / 39:52	-19:44	6.0 / 3.2	7.8 / 7.6	6.9 / 5.1	4-46.5 / 6-37.5	4-20 / 3-35	1 / 3
Totals	47-163 / 87-220	6-9 / 9-22	344:42 / 435:18	-90:36	5.0 / 3.5	7.4 / 6.3	6.2 / 4.8	76-38.2 / 74-39.4	69-656 / 74-660	44 / 29

Note: Game totals are displayed in the format TEAM/OPPONENT for each category

2017 FINAL STATISTICS (OVERALL: 10-3, ACC: 7-1, HOME: 7-1, AWAY: 3-1, NEUTRAL: 0-1)

Miami (FL) - Long Plays

20-YARD PLUS PLAYS

Yds	Type	Player(s)	Opponent
82	Rush	Mark Walton	Toledo
78*	Pass	Jeff Thomas from Malik Rosier	North Carolina
70	Pass	Jeff Thomas from Malik Rosier	Georgia Tech
65*	INT	Trajan Bandy	Notre Dame
64*	Rush	Travis Homer	Virginia Tech
55	Pass	Braxton Berrios from Malik Rosier	Toledo
51*	Pass	Christopher Herndon from Malik Rosier	North Carolina
49*	Pass	Ahmon Richards from Malik Rosier	Duke
49	Pass	Deejay Dallas from Malik Rosier	North Carolina
48	Pass	Jeff Thomas from Malik Rosier	Wisconsin
48*	Pass	Jeff Thomas from Malik Rosier	Syracuse
47	Rush	Mark Walton	Bethune-Cookman
46	Pass	Darrell Langham from Malik Rosier	Bethune-Cookman
45	INT	Sheldrick Redwine	Virginia Tech
44*	Rush	Mark Walton	Toledo
44	PR	Braxton Berrios	Florida State
43*	Pass	Christopher Herndon from Malik Rosier	Virginia Tech
42	Pass	Ahmon Richards from Malik Rosier	Virginia Tech
42	Pass	Braxton Berrios from Malik Rosier	North Carolina
40	Rush	Travis Homer	Notre Dame
40*	Rush	Travis Homer	Duke
39*	Pass	Braxton Berrios from Malik Rosier	Pitt
39	Pass	Mark Walton from Malik Rosier	Duke
39*	Rush	Deejay Dallas	Wisconsin
38	KR	Jeff Thomas	Georgia Tech
38	Rush	Travis Homer	Notre Dame
38*	Pass	Lawrence Cager from Malik Rosier	Wisconsin
37	Pass	Christopher Herndon from Malik Rosier	Florida State
36	Rush	Malik Rosier	Virginia Tech
36*	Pass	Dayall Harris from Malik Rosier	Virginia
36	Rush	Travis Homer	Virginia
35	Pass	Christopher Herndon from Malik Rosier	Syracuse
35	Pass	Travis Homer from Malik Rosier	North Carolina
35	FR	RJ McIntosh	Virginia Tech
34	PR	Braxton Berrios	Georgia Tech
34	KR	Jeff Thomas	Georgia Tech
33*	Rush	Travis Homer	Syracuse
33	Pass	Jeff Thomas from Malik Rosier	Virginia
33	KR	Jeff Thomas	Virginia
33	Pass	Lawrence Cager from Malik Rosier	Bethune-Cookman
32	Pass	Ahmon Richards from Malik Rosier	Florida State
32	Rush	Travis Homer	Georgia Tech
32	Pass	Darrell Langham from Malik Rosier	Georgia Tech
31	Pass	Ahmon Richards from Malik Rosier	Syracuse
31	KR	Jeff Thomas	Pitt
31	KR	Jeff Thomas	Bethune-Cookman
30*	INT	Jaquan Johnson	Virginia
29	KR	Jeff Thomas	Toledo
29	Pass	Ahmon Richards from Malik Rosier	Duke
28	Pass	Ahmon Richards from Malik Rosier	Duke
28	Pass	Lawrence Cager from Malik Rosier	Notre Dame
28	KR	Jeff Thomas	Toledo
28	Pass	Darrell Langham from Malik Rosier	Georgia Tech
27*	Rush	Travis Homer	Georgia Tech
27	KR	Jeff Thomas	Syracuse
27*	Pass	Braxton Berrios from Malik Rosier	Duke
26	KR	Jeff Thomas	Clemson
26	Pass	Ahmon Richards from Malik Rosier	Syracuse
25	Pass	Travis Homer from Malik Rosier	Notre Dame
25	Pass	Ahmon Richards from Malik Rosier	Virginia
25	KR	Jeff Thomas	Georgia Tech
25	Pass	Mark Walton from Malik Rosier	Duke
25	Pass	Braxton Berrios from Malik Rosier	Duke
25	Rush	Deejay Dallas	Notre Dame
24	KR	Jeff Thomas	Syracuse
24	Pass	Braxton Berrios from Malik Rosier	Virginia
24	Pass	Braxton Berrios from Malik Rosier	Virginia Tech
24	PR	Braxton Berrios	Duke
24	KR	Jeff Thomas	Pitt
24	Rush	Malik Rosier	Virginia
24	INT	Malek Young	Bethune-Cookman
24	Pass	Michael Irvin II from Malik Rosier	Toledo
24	Pass	Travis Homer from Malik Rosier	Syracuse
24	KR	Jeff Thomas+DJ Johnson	Clemson
23*	Pass	Ahmon Richards from Malik Rosier	Pitt
23*	Pass	Darrell Langham from Malik Rosier	Florida State

LONG PLAYS BY THE NUMBERS

Long Plays By Yards	No.	TD
100+	0	0
90-99	0	0
80-89	1	0
70-79	2	1
60-69	2	2
50-59	2	1
40-49	14	5
30-39	26	6
20-29	55	7

LONG PLAYS BY TYPE

Long Plays By Type	No.	TD
Rushing	23	7
Passing	51	13
Punt returns	3	0
Kick returns	19	0
Interceptions	1	2
Fumble returns	5	0
Other	0	0
TOTAL	102	22

20-YARD PLUS BY PLAYER

Player	No.	TD	R	P	KR	PR	IR	FR
Jeff Thomas	22	2	0	5	17	0	0	0
Travis Homer	17	4	12	5	0	0	0	0
Braxton Berrios	14	4	0	11	0	3	0	0
Ahmon Richards	10	2	0	10	0	0	0	0
Christopher Herndon	6	2	0	6	0	0	0	0
Mark Walton	6	1	4	2	0	0	0	0
Malik Rosier	5	1	5	0	0	0	0	0
Deejay Dallas	5	1	2	2	1	0	0	0
Darrell Langham	4	1	0	4	0	0	0	0
Lawrence Cager	3	1	0	3	0	0	0	0
Jaquan Johnson	2	1	0	0	0	0	2	0
Trajan Bandy	1	1	0	0	0	0	1	0
Dayall Harris	1	1	0	1	0	0	0	0
Dionte Mullins	1	0	0	1	0	0	0	0
Jeff Thomas+DJ Johnson	1	0	0	0	1	0	0	0
Michael Irvin II	1	0	0	1	0	0	0	0
Malek Young	1	0	0	0	0	0	1	0
RJ McIntosh	1	0	0	0	0	0	0	1
Sheldrick Redwine	1	0	0	0	0	0	1	0
TOTAL	102	22	23	51	19	3	5	1

LONGEST PLAYS OF THE YEAR

Rushing	82	Mark Walton vs Toledo (9/23/2017)
Rushing Touchdown	64	Travis Homer vs Virginia Tech (11/4/2017)
Passing	78	Jeff Thomas from Malik Rosier vs North Carolina (10/28/2017)
Passing Touchdown	78	Jeff Thomas from Malik Rosier vs North Carolina (10/28/2017)
Punt Return	44	Braxton Berrios vs Florida State (10/7/2017)
Kick Return	38	Jeff Thomas vs Georgia Tech (10/14/2017)
Interception Return	65	Trajan Bandy vs Notre Dame (11/11/2017)
Fumble Return	35	RJ McIntosh vs Virginia Tech (11/4/2017)
Punt	54	Zach Feagles vs Wisconsin (12/30/2017)
Field Goal	50	Michael Badgley vs Bethune-Cookman (9/2/2017)

* touchdown scored on play



2017 FINAL STATISTICS (OVERALL: 10-3, ACC: 7-1, HOME: 7-1, AWAY: 3-1, NEUTRAL: 0-1)

23	Rush	Malik Rosier	Bethune-Cookman
23*	Rush	Malik Rosier	Toledo
22	KR	Jeff Thomas	Syracuse
22*	Pass	Braxton Berrios from Malik Rosier	Bethune-Cookman
22	KR	Jeff Thomas	Wisconsin
22	KR	Jeff Thomas	North Carolina
22	KR	Jeff Thomas	Clemson
22	KR	Deejay Dallas	Duke
22	Pass	Deejay Dallas from Malik Rosier	Wisconsin
22	Pass	Dionte Mullins from Malik Rosier	Syracuse
21*	Pass	Braxton Berrios from Malik Rosier	Florida State
21	Pass	Braxton Berrios from Malik Rosier	Wisconsin
21	Rush	Travis Homer	Georgia Tech
21	Pass	Ahmon Richards from Malik Rosier	Syracuse
21	Pass	Braxton Berrios from Malik Rosier	Clemson
21	Rush	Travis Homer	Bethune-Cookman
20	Pass	Travis Homer from Malik Rosier	Virginia Tech
20	Rush	Travis Homer	Wisconsin
20	Pass	Travis Homer from Malik Rosier	Toledo
20	KR	Jeff Thomas	Clemson
20	Pass	Christopher Herndon from Malik Rosier	Pitt
20	Rush	Travis Homer	Bethune-Cookman
20	Rush	Malik Rosier	Wisconsin
20	Rush	Mark Walton	Bethune-Cookman
20	Pass	Christopher Herndon from Malik Rosier	Toledo
20	INT	Jaquan Johnson	Virginia Tech



SEASON IN REVIEW

2017 FINAL STATISTICS (OVERALL: 10-3, ACC: 7-1, HOME: 7-1, AWAY: 3-1, NEUTRAL: 0-1)

Miami (FL) Inside Opponent Red-Zone

Date	Opponent	Score	Times		Total Pts	Rush	Pass	FGs Made	Failed to score inside RZ						
			In RZ	Scored		TDs	TDs		TDs	FGA	Down	Int.	Fumb.	Half	Game
Sep. 2, 2017	BETHUNE-COOKMAN	W 41-13	7	6	34	4	2	2	2	0	0	0	0	1	0
Sep 23, 2017	TOLEDO	W 52-30	6	6	38	5	2	3	1	0	0	0	0	0	0
Sep 29, 2017	at Duke	W 31-6	2	2	10	1	1	0	1	0	0	0	0	0	0
Oct 07, 2017	at Florida State	W 24-20	2	2	10	1	0	1	1	0	0	0	0	0	0
Oct 14, 2017	GEORGIA TECH	W 25-24	5	5	19	1	0	1	4	0	0	0	0	0	0
Oct 21, 2017	SYRACUSE	W 27-19	2	2	10	1	0	1	1	0	0	0	0	0	0
Oct 28, 2017	at North Carolina	W 24-19	3	2	10	1	0	1	1	0	0	1	0	0	0
Nov 04, 2017	VIRGINIA TECH	W 28-10	3	2	14	2	1	1	0	0	1	0	0	0	0
Nov 11, 2017	NOTRE DAME	W 41-8	6	6	34	4	3	1	2	0	0	0	0	0	0
Nov 18, 2017	VIRGINIA	W 44-28	4	4	27	4	2	2	0	0	0	0	0	0	0
Nov 24, 2017	at Pitt	L 14-24	0	0	0	0	0	0	0	0	0	0	0	0	0
Dec 02, 2017	vs Clemson	L 3-38	1	1	3	0	0	0	1	0	0	0	0	0	0
Dec 30, 2017	WISCONSIN	L 24-34	2	1	7	1	1	0	0	1	0	0	0	0	0
Totals			43	39	216	25	12	13	14	1	1	1	0	1	0
39 of 43 (90.7%)															

Opponents Inside Miami (FL) Red-Zone

Date	Opponent	Score	Times		Total Pts	Rush	Pass	FGs Made	Failed to score inside RZ						
			In RZ	Scored		TDs	TDs		TDs	FGA	Down	Int.	Fumb.	Half	Game
Sep. 2, 2017	BETHUNE-COOKMAN	W 41-13	3	3	13	1	1	0	2	0	0	0	0	0	0
Sep 23, 2017	TOLEDO	W 52-30	5	5	23	2	0	2	3	0	0	0	0	0	0
Sep 29, 2017	at Duke	W 31-6	3	2	6	0	0	0	2	0	1	0	0	0	0
Oct 07, 2017	at Florida State	W 24-20	3	3	17	2	0	2	1	0	0	0	0	0	0
Oct 14, 2017	GEORGIA TECH	W 25-24	3	3	17	2	1	1	1	0	0	0	0	0	0
Oct 21, 2017	SYRACUSE	W 27-19	3	3	13	1	1	0	2	0	0	0	0	0	0
Oct 28, 2017	at North Carolina	W 24-19	5	3	16	2	0	2	1	0	2	0	0	0	0
Nov 04, 2017	VIRGINIA TECH	W 28-10	4	2	10	1	1	0	1	0	0	1	1	0	0
Nov 11, 2017	NOTRE DAME	W 41-8	1	1	8	1	0	1	0	0	0	0	0	0	0
Nov 18, 2017	VIRGINIA	W 44-28	0	0	0	0	0	0	0	0	0	0	0	0	0
Nov 24, 2017	at Pitt	L 14-24	2	2	14	2	1	1	0	0	0	0	0	0	0
Dec 02, 2017	vs Clemson	L 3-38	5	5	35	5	4	1	0	0	0	0	0	0	0
Dec 30, 2017	WISCONSIN	L 24-34	5	5	31	4	0	4	1	0	0	0	0	0	0
Totals			42	37	203	23	9	14	14	0	3	1	1	0	0
37 of 42 (88.1%)															



2017 FINAL STATISTICS (OVERALL: 10-3, ACC: 7-1, HOME: 7-1, AWAY: 3-1, NEUTRAL: 0-1)

3rd-Down Conversions

Date	Opponent	Score	Overall	1st Qtr	2nd Qtr	3rd Qtr	4th Qtr	Overtime
Sep. 2, 2017	BETHUNE-COOKMAN	W 41-13	4-8 50.0	1-2 50.0	2-2 100.0	1-2 50.0	0-2 0.0	
Sep 23, 2017	TOLEDO	W 52-30	3-9 33.3	0-1 0.0	0-3 0.0	2-3 66.7	1-2 50.0	
Sep 29, 2017	at Duke	W 31-6	4-12 33.3	1-1 100.0	1-4 25.0	2-5 40.0	0-2 0.0	
Oct 07, 2017	at Florida State	W 24-20	7-17 41.2	1-4 25.0	0-4 0.0	4-5 80.0	2-4 50.0	
Oct 14, 2017	GEORGIA TECH	W 25-24	2-12 16.7	0-3 0.0	2-4 50.0	0-2 0.0	0-3 0.0	
Oct 21, 2017	SYRACUSE	W 27-19	3-13 23.1	1-3 33.3	0-3 0.0	2-4 50.0	0-3 0.0	
Oct 28, 2017	at North Carolina	W 24-19	4-17 23.5	0-3 0.0	3-6 50.0	0-5 0.0	1-3 33.3	
Nov 04, 2017	VIRGINIA TECH	W 28-10	3-8 37.5	1-3 33.3	1-1 100.0	1-2 50.0	0-2 0.0	
Nov 11, 2017	NOTRE DAME	W 41-8	2-13 15.4	1-2 50.0	1-5 20.0	0-2 0.0	0-4 0.0	
Nov 18, 2017	VIRGINIA	W 44-28	6-13 46.2	2-4 50.0	1-3 33.3	2-4 50.0	1-2 50.0	
Nov 24, 2017	at Pitt	L 14-24	4-15 26.7	1-3 33.3	1-3 33.3	2-6 33.3	0-3 0.0	
Dec 02, 2017	vs Clemson	L 3-38	3-16 18.8	0-3 0.0	2-5 40.0	0-3 0.0	1-5 20.0	
Dec 30, 2017	WISCONSIN	L 24-34	2-10 20.0	0-1 0.0	0-2 0.0	0-2 0.0	2-5 40.0	
	Miami (FL)		47-163 28.8	9-33 27.3	14-45 31.1	16-45 35.6	8-40 20.0	0-0 0.0
	Opponents		87-220 39.5	21-53 39.6	32-66 48.5	20-49 40.8	14-52 26.9	0-0 0.0

4th-Down Conversions

Date	Opponent	Score	Overall	1st Qtr	2nd Qtr	3rd Qtr	4th Qtr	Overtime
Sep. 2, 2017	BETHUNE-COOKMAN	W 41-13	0-0 0.0	0-0 0.0	0-0 0.0	0-0 0.0	0-0 0.0	
Sep 23, 2017	TOLEDO	W 52-30	0-0 0.0	0-0 0.0	0-0 0.0	0-0 0.0	0-0 0.0	
Sep 29, 2017	at Duke	W 31-6	1-1 100.0	0-0 0.0	0-0 0.0	0-0 0.0	1-1 100.0	
Oct 07, 2017	at Florida State	W 24-20	0-0 0.0	0-0 0.0	0-0 0.0	0-0 0.0	0-0 0.0	
Oct 14, 2017	GEORGIA TECH	W 25-24	1-1 100.0	0-0 0.0	0-0 0.0	0-0 0.0	1-1 100.0	
Oct 21, 2017	SYRACUSE	W 27-19	0-1 0.0	0-0 0.0	0-0 0.0	0-0 0.0	0-1 0.0	
Oct 28, 2017	at North Carolina	W 24-19	1-2 50.0	0-0 0.0	1-1 100.0	0-1 0.0	0-0 0.0	
Nov 04, 2017	VIRGINIA TECH	W 28-10	0-1 0.0	0-1 0.0	0-0 0.0	0-0 0.0	0-0 0.0	
Nov 11, 2017	NOTRE DAME	W 41-8	3-3 100.0	0-0 0.0	0-0 0.0	1-1 100.0	2-2 100.0	
Nov 18, 2017	VIRGINIA	W 44-28	0-0 0.0	0-0 0.0	0-0 0.0	0-0 0.0	0-0 0.0	
Nov 24, 2017	at Pitt	L 14-24	0-0 0.0	0-0 0.0	0-0 0.0	0-0 0.0	0-0 0.0	
Dec 02, 2017	vs Clemson	L 3-38	0-0 0.0	0-0 0.0	0-0 0.0	0-0 0.0	0-0 0.0	
Dec 30, 2017	WISCONSIN	L 24-34	0-0 0.0	0-0 0.0	0-0 0.0	0-0 0.0	0-0 0.0	
	Miami (FL)		6-9 66.7	0-1 0.0	1-1 100.0	1-2 50.0	4-5 80.0	0-0 0.0
	Opponents		9-22 40.9	2-4 50.0	3-6 50.0	1-5 20.0	3-7 42.9	0-0 0.0

Time of Possession

Date	Opponent	Score	Overall	1st Qtr	2nd Qtr	3rd Qtr	4th Qtr	Overtime
Sep. 2, 2017	BETHUNE-COOKMAN	W 41-13	25:31	5:21	7:26	6:08	6:36	
Sep 23, 2017	TOLEDO	W 52-30	24:29	4:45	4:57	6:21	8:26	
Sep 29, 2017	at Duke	W 31-6	26:29	5:39	6:35	8:56	5:19	
Oct 07, 2017	at Florida State	W 24-20	25:01	4:55	5:58	9:51	4:17	
Oct 14, 2017	GEORGIA TECH	W 25-24	27:15	6:10	7:25	5:19	8:21	
Oct 21, 2017	SYRACUSE	W 27-19	30:41	9:16	5:53	8:34	6:58	
Oct 28, 2017	at North Carolina	W 24-19	27:09	4:45	6:31	8:41	7:12	
Nov 04, 2017	VIRGINIA TECH	W 28-10	27:03	6:14	7:09	6:02	7:38	
Nov 11, 2017	NOTRE DAME	W 41-8	33:59	7:43	6:23	8:19	11:34	
Nov 18, 2017	VIRGINIA	W 44-28	27:33	5:49	7:23	8:01	6:20	
Nov 24, 2017	at Pitt	L 14-24	23:30	5:47	7:11	6:55	3:37	
Dec 02, 2017	vs Clemson	L 3-38	25:54	5:54	6:26	6:13	7:21	
Dec 30, 2017	WISCONSIN	L 24-34	20:08	5:08	3:32	4:49	6:39	
	Miami (FL)		344:42	77:26	82:49	94:09	90:18	0:00
	Avg.		26:30	5:57	6:22	7:14	6:56	0:00
	Opponents		Total 435:18	117:34	112:11	100:51	104:42	0:00
	Avg.		33:29	9:02	8:37	7:45	8:03	0:00

SEASON IN REVIEW

2017 FINAL STATISTICS

(OVERALL: 10-3, ACC: 7-1, HOME: 7-1, AWAY: 3-1, NEUTRAL: 0-1)

#	PLAYER	GP-GS	BCU	TOLEDO	DU	FS	GT	SU	NC	VT	ND	VA	UP	CU	WIS
37	Afford, C	2/-	XXX	XXX
29	Allen, C	1/-	XXX
15	Badgley, M	13/-	XXX	XXX	XXX	XXX	XXX	XXX	XXX	XXX	XXX	XXX	XXX	XXX	XXX
2	Bandy, T	13/3	XXX	XXX	XXX	XXX	XXX	START	XXX	START	XXX	XXX	XXX	START	XXX
8	Berrios, B	13/13	START	START	START	START	START	START	START	START	START	START	START	START	START
93	Beithel, P	13/-	XXX	XXX	XXX	XXX	XXX	XXX	XXX	XXX	XXX	XXX	XXX	XXX	XXX
70	Brown Jr, G	3/-	XXX	XXX	XXX
39	Butler, J	13/-	START	XXX	XXX	XXX	XXX	XXX	XXX	XXX	XXX	XXX	XXX	XXX	XXX
18	Cager, L	10/5	START	XXX	START	XXX	XXX	XXX	START	XXX	START	START
5A	Carter, A	13/-	XXX	XXX	XXX	XXX	XXX	XXX	XXX	XXX	XXX	XXX	XXX	XXX	XXX
13	Dallas, D	12/-	XXX	...	XXX	XXX	XXX	XXX	XXX	XXX	XXX	XXX	XXX	XXX	XXX
73	Daifong, T	13/13	START	START	START	START	START	START	START	START	START	START	START	START	START
6	Dean, J	12/-	XXX	XXX	XXX	XXX	XXX	XXX	XXX	XXX	XXX	XXX	XXX	XXX	XXX
3	Delaney, D	10/6	START	START	START	START	XXX	XXX	XXX	XXX	START	START
38	Dominguez, D	1/-	XXX
5B	Donaldson, N	11/10	START	START	START	START	XXX	START	START	START	START	START	START
8A	Feagles, Z	13/-	XXX	XXX	XXX	XXX	XXX	XXX	XXX	XXX	XXX	XXX	XXX	XXX	XXX
3C	Few, M	7/-	XXX	XXX	XXX	XXX	XXX	XXX	XXX
94	Fines, R	2/-	XXX	XXX
30	Finley, R	13/-	XXX	XXX	XXX	XXX	XXX	XXX	XXX	XXX	XXX	XXX	XXX	XXX	XXX
96	Ford, J	7/-	XXX	...	XXX	XXX	XXX	XXX	XXX	...	XXX	...
97	Garvin, J	13/-	XXX	XXX	XXX	XXX	XXX	XXX	XXX	XXX	XXX	XXX	XXX	XXX	XXX
74	Gauthier, T	13/13	START	START	START	START	START	START	START	START	START	START	START	START	START
65	Gaynor, C	10/1	XXX	XXX	XXX	XXX	START	XXX	XXX	XXX	XXX	XXX	XXX	XXX	XXX
9C	Goldberg, J	1/-	XXX
32	Gray, T	5/-	XXX	XXX	XXX	...	XXX	...	XXX
3A	Harley, M	11/5	START	START	XXX	XXX	START	START	XXX	XXX	XXX	START	XXX
0A	Harris, D	9/1	...	START	XXX	XXX	XXX	XXX	XXX	XXX	XXX	XXX
33	Harris, T	13/1	XXX	XXX	...	XXX	START	XXX	XXX	XXX	XXX	XXX	XXX	XXX	XXX
57	Herbert, K	1/-	XXX
23	Hemdon, C	11/11	START	START	START	START	START	START	START	START	START	START	START	START	START
24	Homer, T	13/9	XXX	XXX	XXX	XXX	START	START	START	START	START	START	START	START	START
87	Ivin II, M	12/3	XXX	XXX	XXX	XXX	XXX	...	XXX	XXX	XXX	XXX
31	Jackson, D	7/-	XXX	...	XXX	XXX	XXX	XXX	XXX	XXX	XXX	XXX
99	Jackson, J	13/12	START	START	START	START	START	START	START	START	START	START	START	START	START
28	Jackson, M	13/10	START	START	XXX	XXX	START	START	START	START	START	START	START	START	START
44	Jennings, Jr, B	12/-	XXX	XXX	XXX	XXX	XXX	XXX	XXX	XXX	XXX	XXX	XXX	XXX	XXX

SEASON IN REVIEW



2017 FINAL STATISTICS

(OVERALL: 10-3, ACC: 7-1, HOME: 7-1, AWAY: 3-1, NEUTRAL: 0-1)

SEASON IN REVIEW

#	PLAYER	GP-GS	BCU	TOLEDO	DU	FS	GT	SU	NC	VT	ND	VA	UP	CU	WIS
1A	Johnson, D	8/-	XXX	XXX	XXX	XXX	XXX	XXX	XXX	XXX	XXX	XXX	XXX	XXX	XXX
4	Johnson, J	13/13	START	START	START	START	START	START	START	START	START	START	START	START	START
77	Jones, J	9/-	XXX	XXX	XXX	XXX	XXX	XXX	XXX	XXX	XXX	XXX	XXX	XXX	XXX
20	Knowles, R	12/1	XXX	XXX	XXX	START	START	XXX	XXX	XXX	XXX	XXX	XXX	XXX	XXX
81	Langham, D	13/1	XXX	XXX	XXX	START	START	XXX	XXX	XXX	XXX	XXX	XXX	XXX	XXX
62	Mahoney, H	12/2	XXX	XXX	XXX	XXX	START	START	START	XXX	XXX	XXX	XXX	XXX	XXX
90	Marlin, T	1/-	XXX	XXX	XXX	XXX	XXX	XXX	XXX	XXX	XXX	XXX	XXX	XXX	XXX
1B	Mayweather, M	6/1	XXX	XXX	XXX	XXX	XXX	XXX	XXX	XXX	XXX	XXX	XXX	XXX	XXX
53	McCloud, Z	13/11	START	START	START	START	START	START	START	START	START	START	START	START	START
3B	McCray, T	1/-	XXX	XXX	XXX	XXX	XXX	XXX	XXX	XXX	XXX	XXX	XXX	XXX	XXX
52	McDermott, K	13/13	START	START	START	START	START	START	START	START	START	START	START	START	START
80	McIntosh, R	13/13	START	START	START	START	START	START	START	START	START	START	START	START	START
95	Moten, A	12/-	XXX	XXX	XXX	XXX	XXX	XXX	XXX	XXX	XXX	XXX	XXX	XXX	XXX
84	Mullins, D	8/1	XXX	XXX	XXX	XXX	XXX	XXX	XXX	XXX	XXX	XXX	XXX	XXX	XXX
7	Norton, K	13/12	START	START	START	START	START	START	START	START	START	START	START	START	START
58	Owens, D	13/-	XXX	XXX	XXX	XXX	XXX	XXX	XXX	XXX	XXX	XXX	XXX	XXX	XXX
41	Parrott, M	5/-	XXX	XXX	XXX	XXX	XXX	XXX	XXX	XXX	XXX	XXX	XXX	XXX	XXX
19	Patchan, S	4/-	XXX	XXX	XXX	XXX	XXX	XXX	XXX	XXX	XXX	XXX	XXX	XXX	XXX
34	Perry, C	9/-	XXX	XXX	XXX	XXX	XXX	XXX	XXX	XXX	XXX	XXX	XXX	XXX	XXX
56	Pmckney, M	13/11	XXX	XXX	XXX	START	START	XXX	XXX	XXX	XXX	XXX	XXX	START	START
88	Polendey, B	6/-	XXX	XXX	XXX	XXX	XXX	XXX	XXX	XXX	XXX	XXX	XXX	XXX	XXX
55	Quarterman, S	13/13	START	START	START	START	START	START	START	START	START	START	START	START	START
22	Redwine, S	12/12	START	START	START	START	START	START	START	START	START	START	START	START	START
82	Richards, A	8/7	START	START	START	START	START	START	START	START	START	START	START	START	START
12	Rosier, M	13/13	START	START	START	START	START	START	START	START	START	START	START	START	START
16	Shirreffs, E	4/-	XXX	XXX	XXX	XXX	XXX	XXX	XXX	XXX	XXX	XXX	XXX	XXX	XXX
25	Smith, D	13/-	XXX	XXX	XXX	XXX	XXX	XXX	XXX	XXX	XXX	XXX	XXX	XXX	XXX
35	Smith, M	13/1	START	START	START	START	START	START	START	START	START	START	START	START	START
43	Spicer, J	7/-	XXX	XXX	XXX	XXX	XXX	XXX	XXX	XXX	XXX	XXX	XXX	XXX	XXX
78	St. Louis, T	13/13	START	START	START	START	START	START	START	START	START	START	START	START	START
9	Thomas, C	13/13	START	START	START	START	START	START	START	START	START	START	START	START	START
4A	Thomas, J	13/4	XXX	XXX	XXX	XXX	XXX	XXX	XXX	XXX	XXX	XXX	XXX	XXX	XXX
1	Walton, M	3/4	START	START	START	START	START	START	START	START	START	START	START	START	START
11	Wilder, D	12/-	XXX	XXX	XXX	XXX	XXX	XXX	XXX	XXX	XXX	XXX	XXX	XXX	XXX
2A	Young, M	13/10	XXX	XXX	XXX	START	START	START	START	START	START	START	START	START	START

INDIVIDUAL GAME HIGHS

Rushes	20	Travis Homer vs Georgia Tech (Oct 14, 2017)
	20	Travis Homer vs Syracuse (Oct 21, 2017)
Yards Rushing	204	Mark Walton vs Toledo (Sep 23, 2017)
TD Rushes	2	Mark Walton vs Bethune-Cookman (Sep. 2, 2017)
	2	Travis Homer vs Toledo (Sep 23, 2017)
	2	Deejay Dallas vs Notre Dame (Nov 11, 2017)
Long Rush	82	Mark Walton vs Toledo (Sep 23, 2017)
Pass attempts	44	Malik Rosier at Florida State (Oct 07, 2017)
Pass completions	27	Malik Rosier vs Toledo (Sep 23, 2017)
Yards Passing	356	Malik Rosier at North Carolina (Oct 28, 2017)
TD Passes	3	Malik Rosier vs Bethune-Cookman (Sep. 2, 2017)
	3	Malik Rosier vs Toledo (Sep 23, 2017)
	3	Malik Rosier at Florida State (Oct 07, 2017)
	3	Malik Rosier at North Carolina (Oct 28, 2017)
	3	Malik Rosier vs Virginia (Nov 18, 2017)
Long Pass	78	Malik Rosier at North Carolina (Oct 28, 2017)
Receptions	10	Christopher Herndon vs Syracuse (Oct 21, 2017)
Yards Receiving	106	Ahmmon Richards at Duke (Sep 29, 2017)
TD Receptions	2	Braxton Berrios at Florida State (Oct 07, 2017)
Long Reception	78	Jeff Thomas at North Carolina (Oct 28, 2017)
Field Goals	4	Michael Badgley vs Georgia Tech (Oct 14, 2017)
Long Field Goal	50	Michael Badgley vs Bethune-Cookman (Sep. 2, 2017)
Punts	10	Zach Feagles at Pitt (Nov 24, 2017)
Punting Avg	49.0	Zach Feagles vs Bethune-Cookman (Sep. 2, 2017)
Long Punt	54	Zach Feagles vs Wisconsin (Dec 30, 2017)
Punts inside 20	4	Zach Feagles vs Syracuse (Oct 21, 2017)
Long Punt Return	44	Braxton Berrios at Florida State (Oct 07, 2017)
Long Kickoff Return	38	Jeff Thomas vs Georgia Tech (Oct 14, 2017)
Tackles	12	Jaquan Johnson at Florida State (Oct 07, 2017)
	12	Sheldrick Redwine at Pitt (Nov 24, 2017)
Sacks	2.5	Michael Pinckney vs Syracuse (Oct 21, 2017)
Tackles For Loss	3.5	Michael Pinckney vs Syracuse (Oct 21, 2017)
Interceptions	2	Michael Jackson vs Syracuse (Oct 21, 2017)



2017 FINAL STATISTICS (OVERALL: 10-3, ACC: 7-1, HOME: 7-1, AWAY: 3-1, NEUTRAL: 0-1)

TEAM GAME HIGHS

Rushes	42	vs Notre Dame (Nov 11, 2017)
Yards Rushing	317	vs Bethune-Cookman (Sep. 2, 2017)
Yards Per Rush	9.8	vs Toledo (Sep 23, 2017)
TD Rushes	4	vs Toledo (Sep 23, 2017)
Pass attempts	44	at Florida State (Oct 07, 2017)
Pass completions	27	vs Toledo (Sep 23, 2017)
Yards Passing	356	at North Carolina (Oct 28, 2017)
Yards Per Pass	10.4	at Duke (Sep 29, 2017)
TD Passes	3	vs Bethune-Cookman (Sep. 2, 2017)
	3	vs Toledo (Sep 23, 2017)
	3	at Florida State (Oct 07, 2017)
	3	at North Carolina (Oct 28, 2017)
	3	vs Virginia (Nov 18, 2017)
Total Plays	75	vs Syracuse (Oct 21, 2017)
Total Offense	587	vs Toledo (Sep 23, 2017)
Yards Per Play	9.5	vs Toledo (Sep 23, 2017)
Points	52	vs Toledo (Sep 23, 2017)
Sacks By	6	at Duke (Sep 29, 2017)
First Downs	28	vs Bethune-Cookman (Sep. 2, 2017)
Penalties	8	vs Bethune-Cookman (Sep. 2, 2017)
	8	vs Toledo (Sep 23, 2017)
Penalty Yards	83	vs Bethune-Cookman (Sep. 2, 2017)
Turnovers	3	vs Virginia Tech (Nov 04, 2017)
	3	vs Clemson (Dec 02, 2017)
	3	vs Wisconsin (Dec 30, 2017)
Interceptions By	4	vs Syracuse (Oct 21, 2017)
Punts	10	at Pitt (Nov 24, 2017)
Punting Avg	49.0	vs Bethune-Cookman (Sep. 2, 2017)
Long Punt	54	vs Wisconsin (Dec 30, 2017)
Punts inside 20	4	vs Syracuse (Oct 21, 2017)
Long Punt Return	44	at Florida State (Oct 07, 2017)



2017 FINAL STATISTICS [OVERALL: 10-3, ACC: 7-1, HOME: 7-1, AWAY: 3-1, NEUTRAL: 0-1]

OPPONENT INDIVIDUAL GAME HIGHS

Rushes	26	Taylor, J., vs Wisconsin (Dec 30, 2017)
Yards Rushing	130	Taylor, J., vs Wisconsin (Dec 30, 2017)
TD Rushes	2	Pickett, K., at Pitt (Nov 24, 2017)
Long Rush	56	Lawrence, D, at North Carolina (Oct 28, 2017)
Pass attempts	48	WOODSIDE, Logan, vs Toledo (Sep 23, 2017)
Pass completions	28	WOODSIDE, Logan, vs Toledo (Sep 23, 2017)
	28	Benkert, K, vs Virginia (Nov 18, 2017)
Yards Passing	384	Benkert, K, vs Virginia (Nov 18, 2017)
TD Passes	4	Benkert, K, vs Virginia (Nov 18, 2017)
	4	Hornibrook, A., vs Wisconsin (Dec 30, 2017)
Long Pass	75	Benkert, K, vs Virginia (Nov 18, 2017)
Receptions	9	Lloyd, J, at Duke (Sep 29, 2017)
Yards Receiving	114	THOMPSON, Cody, vs Toledo (Sep 23, 2017)
TD Receptions	3	Davis, Danny, vs Wisconsin (Dec 30, 2017)
Long Reception	75	Reed, J, vs Virginia (Nov 18, 2017)
Field Goals	4	Murphy, C., vs Syracuse (Oct 21, 2017)
Long Field Goal	53	Murphy, C., vs Syracuse (Oct 21, 2017)
Punts	7	FLINT, Bailey, vs Toledo (Sep 23, 2017)
	7	Casher, C., at Florida State (Oct 07, 2017)
Punting Avg	48.0	Sugg, J, at North Carolina (Oct 28, 2017)
Long Punt	68	Sugg, J, at North Carolina (Oct 28, 2017)
Punts inside 20	4	Harvin III, P., vs Georgia Tech (Oct 14, 2017)
Long Punt Return	20	Stroman, G, vs Virginia Tech (Nov 04, 2017)
Long Kickoff Return	43	Ratliff, A, at North Carolina (Oct 28, 2017)
Tackles	13	D. Richardson, vs Bethune-Cookman (Sep. 2, 2017)
Sacks	2.0	Maddox, A., at Pitt (Nov 24, 2017)
Tackles For Loss	2.0	ADENIYI, O., vs Toledo (Sep 23, 2017)
	2.0	CONEY, vs Notre Dame (Nov 11, 2017)
	2.0	Maddox, A., at Pitt (Nov 24, 2017)
	2.0	Wuestner, C., at Pitt (Nov 24, 2017)
Interceptions	1	WILLIAMS, Jor., vs Toledo (Sep 23, 2017)
	1	Fields, B, at Duke (Sep 29, 2017)
	1	Samuels, S, at Florida State (Oct 07, 2017)
	1	Britt, J, at North Carolina (Oct 28, 2017)
	1	Alexander, A, vs Virginia Tech (Nov 04, 2017)
	1	Floyd, R, vs Virginia Tech (Nov 04, 2017)
	1	Stroman, G, vs Virginia Tech (Nov 04, 2017)
	1	Blanding, Q, vs Virginia (Nov 18, 2017)
	1	Thornhill, J, vs Virginia (Nov 18, 2017)
	1	CARTER, vs Clemson (Dec 02,2017)
	1	JOSEPH, vs Clemson (Dec 02,2017)
	1	Connelly, Ryan, vs Wisconsin (Dec 30, 2017)
	1	Van Ginkel, A., vs Wisconsin (Dec 30, 2017)
	1	Tindal, Derrick, vs Wisconsin (Dec 30, 2017)



2017 FINAL STATISTICS (OVERALL: 10-3, ACC: 7-1, HOME: 7-1, AWAY: 3-1, NEUTRAL: 0-1)

OPPONENT TEAM GAME HIGHS

Rushes	53	vs Georgia Tech (Oct 14, 2017)
Yards Rushing	264	vs Syracuse (Oct 21, 2017)
Yards Per Rush	5.2	vs Syracuse (Oct 21, 2017)
TD Rushes	4	vs Clemson (Dec 02,2017)
Pass attempts	50	vs Toledo (Sep 23, 2017)
Pass completions	29	vs Toledo (Sep 23, 2017)
Yards Passing	384	vs Virginia (Nov 18, 2017)
Yards Per Pass	10.4	vs Virginia (Nov 18, 2017)
TD Passes	4	vs Virginia (Nov 18, 2017)
	4	vs Wisconsin (Dec 30, 2017)
Total Plays	93	vs Syracuse (Oct 21, 2017)
Total Offense	439	vs Virginia (Nov 18, 2017)
Yards Per Play	6.8	vs Virginia (Nov 18, 2017)
Points	38	vs Clemson (Dec 02,2017)
Sacks By	4	at Pitt (Nov 24, 2017)
	4	vs Clemson (Dec 02,2017)
First Downs	27	at North Carolina (Oct 28, 2017)
Penalties	13	vs Bethune-Cookman (Sep. 2, 2017)
Penalty Yards	101	vs Bethune-Cookman (Sep. 2, 2017)
Turnovers	4	vs Syracuse (Oct 21, 2017)
	4	at North Carolina (Oct 28, 2017)
	4	vs Virginia Tech (Nov 04, 2017)
	4	vs Notre Dame (Nov 11, 2017)
Interceptions By	3	vs Virginia Tech (Nov 04, 2017)
	3	vs Wisconsin (Dec 30, 2017)
Punts	7	vs Toledo (Sep 23, 2017)
	7	at Florida State (Oct 07, 2017)
Punting Avg	45.3	vs Georgia Tech (Oct 14, 2017)
Long Punt	68	at North Carolina (Oct 28, 2017)
Punts inside 20	4	vs Georgia Tech (Oct 14, 2017)
Long Punt Return	20	vs Virginia Tech (Nov 04, 2017)



HISTORY

Hurricanes Football History	104-110
All-Time Results.....	111-124
Series History	125-141
National Championships.....	142-146
Bowl Game History	147
Bowl Game Recaps.....	148-159
College/Pro Football Hall of Fame	160-165
First-Team All-Americans	166-174
Ring of Honor.....	175-178
Retired Jerseys.....	179
Award Winners	180-185
#ProCanes	186-196
NFL Draft History	197-200
Hurricanes in the Super Bowl / Pro Bowl.....	201-203
All-Time Lettermen	204-224
Attendance.....	225-226
University of Miami Sports Hall of Fame	227-231

1926-36

THE BEGINNING

Before competition even took place on a freshman level, plans for a 50,000-seat on campus stadium were proposed in 1926 by the school's first president, Dr. Bowman Ashe. Work began on a temporary, 8,000-seat structure on campus, but one day later, on September 17, 1926, a hurricane leveled much of South Florida, killing more than 130 people, damaging over 10,000 homes and shelving plans for the stadium.

Due to the storm, classes started late and it wasn't until October 23 that UM played its first game: a 7-0 win over Rollins in front of 304 spectators. The season included two wins over the University of Havana, with a Thanksgiving Day game in Miami and a Christmas Day meeting in Cuba.

The first varsity competition came in 1927 and coach Howard Buck guided the Hurricanes to a 3-6-1 record with a 39-3 win over Rollins in the first game.

MIAMI'S FIRST ROAD VICTORY

J. Burton Rix, who had coached at Texas and SMU, arrived in time for the 1929 season and Miami's first varsity road games. The team traveled via the city's private car, *The Spirit of Miami* on the Eastern Seaboard Railroad.

MIAMI'S FIRST INTERSECTIONAL GAME

Miami's first intersectional game was an indoor contest against Temple in Atlantic City, N.J. The UM players presented their opponents with coconuts prior to the contest; in return Temple handed Miami a 34-0 defeat. Also that season, the Hurricanes played one of the nation's first night games on October 31, 1930 a game vs. Bowden College in Miami.

FIRST BOWL GAME

UM entered the bowl business, upsetting Manhattan in the Palm Festival on January 1, 1933, at Moore Park in Miami. The next year, UM went 5-0-2 but lost in the Palm Festival to a Duquesne team coached by Elmer Layden (one of the famed Four Horsemen of Notre Dame).

BEGINNING OF THE FAMED ORANGE BOWL

UM played Bucknell on New Year's Day following the 1934 season in the Wooden Bowl. A halftime parade that included an orange-colored

bowl was the humble beginning of the famed Orange Bowl extravaganzas produced by Earnie Seiler.

1937-42, 1945-47

THE JACK HARDING ERA

Jack Harding served as both head coach and athletic director in 1937. In nine seasons as head coach (with a two-year break for service in World War II), Harding moved the Hurricanes from the ranks of a small time program into major college status. In 1937 UM also moved into the Roddy Burdine Municipal Stadium (later renamed the Orange Bowl).

HURRICANES' FIRST WIN OVER GATORS

Miami won its first meeting against Florida and that same year captured the Southern Intercollegiate Athletic Association championship for the first time.

HURRICANES DURING WWII

Eddie Dunn, a running back out of Pittsburgh, starred for the Hurricanes in the late '30s and took over as head coach for two years (1943-44) during World War II. When Harding returned just prior to the 1945 season, it appeared that UM would suffer through another miserable season after going 1-7-1 in 1944. But enrollment began to swell as hundreds returned from the service. The Canes forged a 9-1-1 record that included one of the most memorable Orange Bowl games in history.

On January 1, 1946, UM and Holy Cross had battled to a 6-6 tie with just a few seconds remaining. Crusader quarterback Gene DeFilippo threw a desperation pass that went in and out of the arms of an open receiver and wound up in the hands of the Hurricanes' Al Hudson. A former Miami Edison High track star, Hudson juggled the ball and sprinted 89 yards for the winning score as time ran out.

1948-63

THE ANDY GUSTAFSON ERA

In 16 seasons, Andy Gustafson's teams went to four bowls and appeared on national television nine times. He developed the "Miami Drive Series", a form of the belly option generally considered the forerunner of the wishbone and coached Al Carapella as UM's first major college All-American (1950). Gustafson's 1950 squad went 9-1-1, defeated Purdue one week after the

Boilermakers had broken Notre Dame's unbeaten streak at 39 games and earned an Orange Bowl bid against Clemson.

UM'S FIRST TOP 10 RANKING

A No. 9 ranking by both UP and INS in 1954 marked UM's first Top 10 ranking at the end of the season. In 1956, on the strength of an 8-1-1 mark, the Hurricanes finished sixth in all three wire service polls.

HURRICANES AND INTEGRATION

UM broke a Southern tradition by playing against African-American players in a 14-6 defeat of Iowa in the Orange Bowl. In the late 1950s, UM had won a battle with the city to open seating to African-Americans in the entire Orange Bowl, and on January 31, 1961, the UM trustees voted unanimously to open the door to all students.

FIRST AFRICAN-AMERICAN HURRICANES

In December 1966, the University of Miami signed an African-American athlete, Ray Bellamy, a 6-5, 210-pound wide receiver from Palmetto, Fla., who chose Miami over Florida State, Florida A&M and a number of major colleges in the Midwest. Miami became the second major college in the South with an African-American football player on scholarship, and Bellamy became a standout both on and off the football field. Tom Sullivan, a tailback from Jacksonville, became the second African-American signee in 1968 and was followed one year later by future pro stars Burgess Owens and Chuck Foreman.

THE AGE OF MIRACLES

Key West native George Mira led Miami to a pair of bowl games while twice earning All-America honors in the early 1960s. Nicknamed "The Matador," Mira set nearly every passing record in the school's history, finished fifth in the Heisman Trophy voting as a senior and tied a national completion record (368) despite UM's 3-7 record.

1964-69

THE CHARLIE TATE ERA

Charlie Tate was tabbed as head man in early 1964 and after two years at .500 under Tate, another star emerged to lead UM to back-to-back bowl games.

HENDRICKS EMERGES

Born in Guatemala and raised in South Florida, Ted Hendricks, nicknamed "The Mad Stork,"

became one of the most feared pass rushers in college football. He became the school's first and only three-time All-American (1966, 1967 and 1968).

1970-78

CANES FIND THEIR WAY

Five different coaches guided UM from 1970-78, with Walk Kichefski (1970), Fran Curci (1971-72), Pete Elliott (1973-74), Carl Selmer (1975-76) and Lou Saban (1977-78) combining to go 37-61 in nine seasons. Elliott had the most success of the group, going 5-6 in 1973 and 6-5 in 1974. During the 1974 season – one of only two winning seasons for UM in the 1970s – the Canes won road contests at No. 19 Houston and West Virginia, in addition to picking up home victories over Virginia Tech and Syracuse. UM's other winning season of the 1970s came in 1978 when Saban guided UM to 6-5 campaign with road wins at Kansas, at No. 19 Auburn and at Florida to close out the season.

The bad times were eased some when Miami pulled a stunning 14-13 upset of Florida in Gainesville.

FIFTH DOWN PLAY

After three games in 1972, the Hurricanes were winless and playing at home against Tulane when a fifth down play gave Miami a 24-21 win. The Hurricanes had started with a first-and-10 from Tulane's 12-yard line late in the game. After four plays (plus a nullified penalty down), Miami was exiting the field, still trailing 21-17. But the officials called the UM offense back onto the field for another down, which resulted in a 32-yard touchdown pass from quarterback Ed Carney to split end Witt Beckman.

1979-1983

THE HOWARD SCHNELLENBERGER ERA

In January 1979, UM hired Dolphins offensive coordinator Howard Schnellenberger as its eighth head coach since 1963. Schnellenberger installed a pro-style passing attack, and in his first year at the helm UM became known as the "Jet-Lag Kids." The team traveled more than 28,000 miles in 1979, an NCAA record, including trips to the Japan Bowl, San Diego State, Penn State and Syracuse, posting a 5-6 record.

TURNING POINT UNDER SCHNELLENBERGER

A year later, Schnellenberger's Hurricanes went 8-3 and were invited to the Peach Bowl. They posted a 20-10 victory over Virginia Tech to finish 9-3 for the season. That game is cited by many as the turning point in the UM football program. UM went 9-2 in 1981 and 7-4 in 1982, both respectable seasons. Still, nobody knew what was coming next. By Schnellenberger's fifth and last season of 1983, UM had traveled even further - to the national championship of college football. Behind the passing wizardry of freshman quarterback Bernie Kosar, the Hurricanes upset Nebraska 31-30 in the 50th Orange Bowl Classic to cap a storybook 11-1 season and a No. 1 spot in both wire service polls.

1984-88

THE JIMMY JOHNSON ERA

In May 1984, UM athletic director Sam Jankovich plucked Jimmy Johnson away from Oklahoma State. Johnson's first campaign resulted in an 8-5 record, including the "Hail Flutie" loss to Boston College and an appearance in the Fiesta Bowl.

TESTAVERDE BECOMES UM'S FIRST HEISMAN WINNER

In 1986, the 60th year of UM's varsity football history, the Hurricanes fielded what many consider to be one of the best college football teams ever. Led by Miami's first Heisman Trophy winner - Vinny Testaverde - the Hurricanes swept through the regular season with a perfect 11-0 mark. Miami held down the No. 1 national ranking for 15 weeks in the fall of 1986 on the strength of a record-breaking offense and the nation's No. 5 ranked defense, a unit that featured first-team All-Americans Jerome Brown and Bennie Blades.

THREE CANES TAKEN IN FIRST NINE PICKS OF NFL DRAFT

The Hurricanes of 1986 appeared on network TV in eight of their 12 games, and in the spring of 1987, three Hurricanes (Testaverde, Alonzo Highsmith and Eddie Brown) were selected in the first nine picks of the NFL draft.

SECOND TITLE IN 1987

The Hurricanes firmly established themselves as the "Team of the 1980s" in 1987 by winning the school's second national championship in five years. The season was highlighted by "The Game of the Year," as it was later called, on October 3 in Tallahassee, as No. 3 Miami faced No. 4 Florida State on national television (CBS). Miami

overcame a 19-3 deficit behind three Steve Walsh touchdown passes and Bubba McDowell knocked down an FSU two-point conversion attempt to preserve a 26-25 Hurricanes victory.

THE FIRST UNBEATEN SET OF CANES

In the 1988 Orange Bowl, Miami, for the third consecutive season, dealt the powerful Sooners their only defeat of the year, 20-14. Miami completed a 12-0 season, the first undefeated record by a UM varsity team.

BLADES AND STUBBS SHINE

At season's end, safety Bennie Blades, Miami's all-time interceptions leader, was named consensus All-American for the second straight year and in January 1988 he was named co-recipient of the Jim Thorpe Award, which honors the nation's finest defensive back. DE Daniel Stubbs, Miami's all-time sack leader, also closed out his memorable career as a consensus All-American and finished as a finalist for the Outland Trophy.

FIRST TRIP TO THE WHITE HOUSE

On January 29, 1988, the Hurricane players and coaches were honored guests of President Ronald Reagan at the White House, a first for any collegiate athletic team in the state of Florida.

1989-94

THE DENNIS ERICKSON ERA

Dennis Erickson of Washington State was named UM's 18th head coach on March 5, 1989. Erickson earned the distinction of being only the second Division I head coach to win a national title in his first season at a school, leading the Hurricanes to an 11-1 record and the school's third national championship in seven seasons. Truly the "Team of the 1980s", Miami stormed to the crown with a 33-25 win over Alabama in the Sugar Bowl. QB Craig Erickson won Sugar Bowl MVP honors.

The 1990 edition of the Hurricanes went on to set school records in total offense (482.9 yards per game) and in passing yardage (324.8 ypg). A powerful defensive unit anchored by All-Americans Russell Maryland (who went on to become the Hurricanes' first Outland Trophy winner and was the first overall pick in the NFL draft) and Maurice Crum (a Butkus Award finalist) allowed just 79.7 yards per game rushing. Miami finished the season with a 10-2 record and a 46-3 victory over Texas in the Mobil Cotton Bowl (UM's eighth straight New Year's Day Bowl). With its No. 3 final ranking, it became only the second team in

college football history to finish No. 1, 2 or 3 for five straight seasons.

MIAMI JOINS THE BIG EAST

Following the 1990 season, Miami officially became a charter member of the BIG EAST Football Conference, joining Boston College, Syracuse, Pittsburgh, Rutgers, Temple, Virginia Tech and West Virginia.

UNDEFEATED AGAIN

In 1991, Miami went 12-0 for only the second time in its history, winning the AP National Championship, while Washington, which also finished 12-0, was voted National Champion by CNN/USA TODAY (coaches). It was the second title in Dennis Erickson's three years (a feat matched by only one other coach), the third for the school in five years, and fourth in nine.

HUERTA'S RECORD

Kicker Carlos Huerta set an NCAA record with 157 consecutive extra points and set or tied 13 Miami records. He finished with 397 career points, third on the NCAA career list, and was one of five UM first-team All-Americans, joining defensive back Darryl Williams, offensive lineman Leon Searcy, linebacker Darrin Smith and receiver/kick returner Kevin Williams.

WHITE HOUSE AGAIN

The season ended with a third visit to the White House in five years, this time to see President George H.W. Bush, following a convincing 22-0 win over Nebraska in the Federal Express Orange Bowl.

HURRICANE ANDREW STRIKES

The 1992 season saw the Hurricanes face a level of adversity previously unimagined. Just prior to the season, on August 24, South Florida was devastated by Hurricane Andrew causing Erickson, five other coaches and several staff and players' families to move out of their severely damaged homes. The Miami football team was forced to move nearly 200 miles north to Dodgertown in Vero Beach to complete preseason drills before playing the season opener. The 24-7 road victory at Iowa was the first positive symbol for a ravaged Miami community. Head coach Dennis Erickson was named the BIG EAST Coach of the Year, while QB Gino Torretta earned college football's highest individual honor, becoming Miami's second Heisman Trophy winner.

Torretta became the most honored college player in history and was joined by linebackers Micheal Barrow and Darrin Smith and cornerback

Ryan McNeil as first-team All-Americans.

NCAA RECORD SET

A 41-17 defeat of Memphis State in the 1993 season finale gave the Canes their 57th consecutive home victory, tying the NCAA record set by Alabama, and sent a senior class to graduation without a loss in the Orange Bowl during their careers.

58 IN A ROW

Miami opened the 1994 campaign by etching its name atop an NCAA record that may never fall. With a 56-0 victory over Georgia Southern, the Hurricanes recorded their 58th consecutive victory in the Orange Bowl, a streak that began in 1985. After posting a road victory at Arizona State, the Canes returned home to face another Pac-10 foe, Washington. The Huskies capitalized on a series of UM miscues early in the third quarter to produce 22 points, and the Miami home win streak ended with a 38-20 defeat.

SAPP WINS LOMBARDI AWARD

Defensive tackle Warren Sapp etched his name among the great defensive linemen in UM history as he was named a consensus All-American and Miami's first Lombardi Award winner in 1994.

1995-2000

THE BUTCH DAVIS ERA

Former UM assistant Butch Davis returned to Coral Gables following six seasons as an assistant coach with the Dallas Cowboys in January of 1995. By mid-October, Miami found itself with a 1-3 record, including a 0-1 mark in conference play, Miami regrouped and reeled off seven straight wins to finish the season with an 8-3 record. Junior middle linebacker Ray Lewis finished second in the balloting for the 1995 Butkus Award and was honored as a first-team All-American by the Associated Press.

3 FOR 300

The 1997 Hurricanes became the first team in the history of the program to put together three consecutive games of rushing for more than 300 yards. Miami accomplished the feat in wins over Boston College, Temple and Arkansas State. In the thrilling, double overtime victory over BC, running back Edgerrin James set what was then a BIG EAST and University of Miami single-game rushing record with 271 yards in the 45-44 win.

BACK TO THE TOP

In 1998, the Hurricanes began their ascent back to the top of college football. A team that featured 71 sophomores and freshmen battled to a BIG EAST Conference title showdown with Syracuse in the conference finale. Miami rebounded from a bitter defeat at Syracuse to ruin UCLA's national title hopes in the regular-season finale. In a game that was originally scheduled to be played in the Orange Bowl on September 26 but was rescheduled for December 5 as Hurricane George set its sights on South Florida, Miami hosted the third-ranked Bruins and their 20-game winning streak. When Cade McNown's "Hail Mary" pass fell through the back of the end zone as time expired, fans stormed the Orange Bowl field to celebrate UM's dramatic 49-45 victory. The Hurricanes had sent notice to the college football world that the program was headed back in the right direction. Miami finished 1998 with a 9-3 mark and a No. 20 final ranking following a 46-23 dismantling of NC State in the Micron PC Bowl at nearby Pro Player Stadium.

BC COMEBACK

The Hurricanes produced the largest comeback in UM history at Boston College in 1999, erasing a 28-0 third quarter deficit to win, 31-28. That win provided UM with momentum as the Canes would win seven of their final eight games, the only loss coming to No. 2 Virginia Tech.

BACK ON TOP

The 2000 Hurricanes tallied big victories over top-ranked Florida State and No. 2 Virginia Tech on their way to being acknowledged nationally as college football's hottest team at season's end, but were not given a chance to play for the national championship. UM laid an impressive 37-20 win on Florida in the Nokia Sugar Bowl to make a case for a fifth championship and setting the stage for another title run in 2001.

2001-06

THE LARRY COKER ERA

Larry Coker was named as UM's 19th head football coach on February 3, 2001. The 2001 season started with Coker facing coaching legend Joe Paterno and the Penn State Nittany Lions. A crowd of 109,313 – the largest ever for a Miami game – watched the Hurricanes open the season with a resounding statement. Miami raced to a 30-0 halftime lead on the way to a 33-7 victory before a national television audience. QB Ken Dorsey orchestrated a 344-yard passing

performance and the Hurricanes were stifling on defense in the victory.

"BREAK HISTORY AND MAKE HISTORY"

The Seminoles were riding a 54-game home unbeaten streak (37 straight wins), and had not lost on their home turf since a UM victory in 1991. Miami's mission to "Break History and Make History" was accomplished in spectacular fashion with a 49-27 defeat of the Seminoles. Another national television audience watched the Hurricanes' defense cause six FSU turnovers. Miami scored via offense, defense and special teams en route to one of its largest points total ever against the Seminoles, a victory that returned UM to the top of the rankings.

NO. 5 TAKES THE ROSE

The Rose Bowl hosted the Bowl Championship Series (BCS) title game for the first time. It also marked the first time in 56 years that teams from conferences other than the Pac-10 and Big Ten were competing in the game. Miami left little doubt about which team was college football's best, as it raced to a 34-0 halftime lead behind a huge first-half performance by game co-MVPs Ken Dorsey and Andre Johnson. Dorsey and Johnson connected for two touchdowns and 199 yards in the game with Dorsey throwing for a career-best 362 yards. Portis added another score on a brilliant 39-yard touchdown run and the Hurricanes were able to enjoy the second half of their national title victory. Miami's fifth national title team in 19 years ranked among its most dominating, setting a school and BIG EAST record with 475 points in the regular season. Miami's 37-point outburst in the Rose Bowl gave the team 512 points overall. In BIG EAST games, the 2001 Hurricanes scored 290 points, second to 2000's 310. During the 2001 regular season, UM outscored its opponents by an average margin of 43.2 to 9.4. The total included a 239-33 (21.7-3.0) advantage in the first half and 236-70 (21.5-6.36) mark in the second half. The Hurricanes were especially dominant at home as they outscored their opponents by a staggering 306-17 count.

COKER MAKES HISTORY

Coker became the first rookie head coach to lead his team to a national title since 1948. He earned two national Coach of the Year honors, winning the "Bear" Bryant Award from the National Sportswriters and Sportscasters Association, and sharing the American Football Coaches' Association honor with Maryland's Ralph Friedgen.

LOPSIDED WIN IN THE SWAMP

The first regular-season meeting between UM and UF in 16 years was a matchup of a pair of teams ranked in the nation's top 10 in 2002. The top-ranked Hurricanes dominated the sixth-ranked Gators with an impressive show of offensive versatility and defensive force in a stunningly easy 41-16 victory. The outcome was the most lopsided UF home loss in more than 20 years. Quarterback Ken Dorsey threw for four touchdowns, tailback Willis McGahee rushed for 204 yards and the Miami defense created three turnovers.

JUST SHY OF NO. 6

The Hurricanes had earned a shot at their sixth national title with a berth in the 2003 Tostitos Fiesta Bowl, where they would face Ohio State in Tempe, Ariz., and the matchup provided one of college football's most dramatic games. Miami overcame a 17-7 second-half deficit to tie the game when Todd Sievers nailed a 40-yard field goal as time expired. Miami took the lead 24-17 in the first overtime when Dorsey connected with tight end Kellen Winslow for a score. Ohio State responded with a touchdown to send it to a second overtime, a score made possible by a controversial pass interference call in the end zone on a fourth-down play that kept the Buckeyes' drive alive. OSU took a 31-24 lead, a lead they held when Miami's final possession ended on an incompleteness from the two-yard line on fourth down.

RALLY AGAINST THE GATORS

Miami opened with Florida in 2004 and fell behind the Gators 33-10 midway through the third quarter. A packed house at the Orange Bowl was in disbelief but the Hurricanes rallied behind the hot hand of quarterback Brock Berlin who compiled one of the most amazing performances in Miami history in the second half. Berlin led Miami to a 38-33 comeback win by completing 19 of his final 21 passes over the game's final 21 minutes, leading four touchdown drives and taking the Hurricanes to the winning score with just over a minute remaining. Miami closed its season in the FedEx Orange Bowl against rival Florida State. A missed FSU field goal attempt in the fourth period continued Miami's roll in the series, as the Hurricanes ended 2003 with a five-game win streak over their rivals from Tallahassee.

Eight Hurricanes earned first-team All-BIG EAST honors in 2003, led by conference Defensive Player of the Year Sean Taylor. Taylor and tight end Kellen Winslow were consensus first-team All-Americans while linebacker Jonathan Vilma was mentioned on several All-America squads and was a finalist for the Butkus Award. Winslow

continued Miami's string of award winners as he was named winner of the John Mackey Award as college football's top tight end.

HURRICANES JOIN THE ACC

After having six players selected in the first round of the NFL draft in April, the most ever of any college, the Hurricanes embarked on their first season as members of the Atlantic Coast Conference. UM played on Labor Day night against Florida State in the Orange Bowl in front of a nationally televised ABC audience. However, the arrival of another Hurricane – this one called Hurricane Francis – closed down the campus and delayed the game four days. Devin Hester blocked a late field goal, giving the Hurricanes a chance. Not long after, Brock Berlin led Miami on an 80-yard drive, throwing a 30-yard touchdown pass to Sinorice Moss with 30 seconds remaining. The game went into overtime and Frank Gore scored on an 18-yard run for a 16-10 victory.

2007-10

THE RANDY SHANNON ERA

The Randy Shannon era began on Sept. 1, 2007, with the Hurricanes knocking off Marshall, 31-3, to jumpstart a 2007 season that was a building year for the mighty Hurricanes. One of the two highlight games of the 2007 season occurred on a Thursday night at the Orange Bowl, as a stifling Miami defense wreaked havoc on Texas A&M's triple-option attack, limiting one the nation's top rushing teams to less than 100 yards on the ground. The Hurricanes' offense moved through the air and on the ground as Miami won, 34-17

Miami had a thrilling 37-29 win at instate rival Florida State. The Hurricanes showed the ability to rally late – using a late touchdown pass in the closing minutes and a fumble return to seal the win. UM closed the Orange Bowl with a loss to Virginia. Miami also made Dolphin Stadium its new home when it opened up the 2008 season with a 52-7 win over Charleston Southern. Freshman LB Sean Spence was named ACC Defensive Rookie of the Year. K/P Matt Boshier was given the Jack Harding MVP Award and was a semifinalist for the Lou Groza Award.

2011-15

THE AL GOLDEN ERA

Al Golden was named the University of Miami's 22nd head football coach in December 2010. From 2010 to 2011, the Canes improved 19-plus



spots among the nation's FBS schools in turnover margin (+19), fewest penalties per game (+63) and fewest yards penalized per game (+85).

The Miami defense finished the season ranked No. 21 in the nation in scoring defense and tied for ninth in red zone defense.

In his second season at the helm, Golden led the Hurricanes, which were picked to finish fifth in the ACC Coastal Division, to a 7-5 record and a 5-3 league mark, earning a share of the 2012 ACC Coastal Division title.

MIAMI TOPS GATORS AGAIN

Golden led the Hurricanes to a 9-4 record in 2013 and a berth in the Russell Athletic Bowl in Orlando - Miami's first bowl appearance since 2010. The 2013 season began with a 7-0 start, including a win over No. 12 Florida as the Hurricanes jumped as high as No. 7 in the BCS rankings.

The 2014 campaign saw the emergence of true freshman quarterback Brad Kaaya. In his rookie campaign with the Hurricanes, Kaaya broke several Miami rookie records, including the school standard for passing yards and touchdowns. Kaaya closed the year with 3,198 yards passing, 26 touchdowns and just 12 interceptions en route to being named ACC Rookie of the Year and received Freshman All-America honors. He became just the third Miami signal-caller to surpass 3,000 yards passing in a single season since 2003.

The start of the 2015 season opened on a high note for the Hurricanes as they posted a 3-0 record for the 17th time in the previous 60 years. Miami would then go on to drop three of its next four games and fell to 4-3 on the year, which led to the dismissal of Golden.

Assistant coach Larry Scott took over head coaching duties on Oct. 25 and would go on to lead the Canes to a 4-1 record over the final five games of the season and helped Miami to an appearance in the Hyundai Sun Bowl. Following the year, defensive backs Artie Burns (Pittsburgh Steelers) and Deon Bush (Chicago Bears) were picked in the first and fourth rounds of the draft.

2015 - PRESENT

THE MARK RICHT ERA

A new era in Miami Hurricanes football began on Dec. 4, 2015 as Director of Athletics Blake James named Mark Richt as the 24th head coach in program history.

Richt, a 1982 Miami alum, returned home to South Florida following a 15-year career at Georgia where he compiled a 145-51 overall record and an 85-40 mark in Southeastern Conference play.

CANES WIN BOWL DEBUT UNDER RICHT

In his first season at Miami, Richt guided the Hurricanes to an impressive 9-4 record. Miami finished tied for second in the ACC Coastal, won its final five games and won its first bowl game in 10 years, defeating West Virginia 31-14 in the Russell Athletic Bowl in Orlando, Fla. The Hurricanes finished 20th in the final AP Top 25 rankings and 23rd in the final Amway Coaches Poll, their first season-ending rankings since 2009.

Nine Hurricanes were selected in the 2017 NFL Draft, the most since 2006, including first-round selection David Njoku to the Browns.

Richt helped the Hurricanes improve upon his debut season and then some in 2017 - a year where Miami's "turnover chain" took over college football.

CHARLOTTE-BOUND FOR THE FIRST TIME IN HISTORY

The Hurricanes won 10 games in 2017, climbing as high as second in the College Football Playoff rankings. Miami captured the Atlantic Coast Conference's Coastal Division for the first time in its history and earned an invitation to the Capital One Orange Bowl for the first time in 13 years. Richt won 2017 ACC Coach of the Year honors and was also named the 2017 Walter Camp Coach of the Year. The Hurricanes, who won 10 straight games to open the season, extended their winning streak to 15 straight games dating to 2016 - their longest since 2002.

In the process, Miami ended a seven-game losing streak to Florida State with a last-second win in Tallahassee. The Hurricanes also defeated No. 13 Virginia Tech and No. 3 Notre Dame in back-to-back, nationally televised, prime time telecasts at Hard Rock Stadium. ESPN's College GameDay made its first visit to Coral Gables for the win over the Irish, which was Miami's highest win over a ranked opponent since defeating third-ranked Virginia Tech in 2005.

ALL-TIME RESULTS

HOWARD BUCK

1926-28

1926 8-0

Freshman Team

DATE	UM OPP	OPPONENT	W/L	SCORE
Oct. 30		Rollins	W	7-0
Nov. 6		Florida Southern	W	12-0
Nov. 13		Mercer	W	22-6
Nov. 20		Stetson	W	20-0
Nov. 25		Havana	W	23-0
Nov. 27		Loyola (New Orleans)	W	6-0
Dec. 24		at Havana	W	23-0
Jan. 1		Howard	W	9-7
Total points				122-13

1927 3-6-1

DATE	UM OPP	OPPONENT	W/L	SCORE
Oct. 29		Rollins	W	39-3
Nov. 5		Piedmont	W	46-0
Nov. 11		Spring Hill	L	0-6
Nov. 19		Stetson	L	0-36
Nov. 24		Samford	L	0-52
Dec. 3		Oglethorpe	L	0-13
Dec. 10		Georgetown	T	7-7
Dec. 17		Millsaps	L	0-31
Dec. 26		Louisiana College	W	7-0
Jan. 2		Furman	L	7-39
Total points				106-187

1928 4-4-1

DATE	UM OPP	OPPONENT	W/L	SCORE
Oct. 27		Havana	W	62-0
Nov. 3		Rollins	W	31-0
Nov. 10		Elon	L	18-21
Nov. 17		Stetson	L	6-15
Nov. 29		Samford	L	0-7
Dec. 8		Louisiana College	W	20-0
Dec. 15		Union	W	7-6
Dec. 22		Wake Forest	L	6-13
Jan. 1		Florida Southern	T	13-13
Total points				163-75

J. BURTON RIX

1929

1929 3-2

DATE	UM OPP	OPPONENT	W/L	SCORE
Oct. 19		Florida Southern	W	6-0
Oct. 26		Rollins	W	32-0
Nov. 2		at Louisiana-Lafayette	L	0-14
Nov. 16		at Stetson	L	0-12
Nov. 28		Samford	W	7-0
Total points				45-26

ERNEST BRETT

1930

1930 3-4-1

DATE	UM OPP	OPPONENT	W/L	SCORE
Oct. 24		Florida Southern	W	13-6
Oct. 31		Bowden	W	7-0
Nov. 8		at Temple	L	0-34
Nov. 11		vs. Samford (<i>Dothan, Ala.</i>)	L	0-24
Nov. 14		at Louisiana-Lafayette	W	6-0
Nov. 21		Rollins	T	0-0
Nov. 28		Stetson	L	0-19
Dec. 5		Western Kentucky	L	0-19
Total points				26-102

TOM McCANN

1931-34

1931 4-8

DATE	UM OPP	OPPONENT	W/L	SCORE
Oct. 9		Bowden	L	7-12
Oct. 16		Georgia Southern	L	12-13
Oct. 23		Rollins	W	7-0
Oct. 30		Florida Southern	L	20-31
Nov. 7		at Western Kentucky	L	0-20
Nov. 11		at Murray State	L	0-15
Nov. 14		at Middle Tennessee	L	6-25
Nov. 20		Alabama "B"	L	0-16
Nov. 27		Ersine	W	9-0
Dec. 4		Parris Island	W	12-6
Dec. 11		Jacksonville State	W	14-13
Dec. 18		Norman Park	L	9-19
Total points				96-170

1932 3-4-1

DATE	UM OPP	OPPONENT	W/L	SCORE
Oct. 14		William & Mary	W	6-2
Oct. 28		Piedmont	W	30-6
Nov. 4		Georgia Southern	L	6-19
Nov. 10		at Rollins	L	0-6
Nov. 18		Murray State	T	0-0
Nov. 24		Louisiana-Lafayette	W	7-0
Dec. 3		Middle Tennessee	L	0-7

Palm Festival (Miami, Fla.)

Jan. 1		Manhattan	W	7-0
Total points				56-40

1933 5-1-2

DATE	UM OPP	OPPONENT	W/L	SCORE
Oct. 14		Georgia Southern	W	20-0
Oct. 28		Piedmont	W	71-6
Nov. 4		Bowden	W	48-0
Nov. 10		Louisville	W	33-7
Nov. 18		Rollins	W	18-0
Nov. 24		Tampa	T	0-0
Dec. 3		Stetson (HC)	T	0-0

Palm Festival (Miami, Fla.)

Jan. 1		Duquesne	L	7-33
Total points				197-46



ALL-TIME RESULTS

1934 5-3-1

DATE	UM OPP	OPPONENT	W/L	SCORE
Oct. 12		Southeastern Louisiana	W	26-7
Oct. 18		Florida Southern	W	26-6
Oct. 26		Wofford	W	42-14
Nov. 2		Stetson (HC)	T	6-6
Nov. 10		at Rollins	L	0-14
Nov. 16		Oglethorpe	W	19-6
Nov. 23		at Tampa	L	6-7
Nov. 30		Baltimore	W	25-6
Orange Bowl (Miami, Fla.)				
Jan. 1		vs. Bucknell	L	0-26
Total points				150-92

1938 8-2

DATE	UM OPP	OPPONENT	W/L	SCORE
Sept. 30		Spring Hill	W	46-0
Oct. 7		Tampa	W	32-6
Oct. 15		at Florida	W	19-7
Oct. 22		at Drake	L	6-18
Oct. 28		Rollins	W	19-0
Nov. 4		Oglethorpe	W	44-0
Nov. 11		at Catholic	L	0-7
Nov. 18		Duquesne	W	21-7
Nov. 24		Bucknell (HC)	W	19-0
Dec. 2		Georgia	W	13-7
Total points				219-52

IRL TUBBS

1935-36

1935 5-3

DATE	UM OPP	OPPONENT	W/L	SCORE
Oct. 11		Southeastern Louisiana	W	2-0
Oct. 19		at Georgetown	L	0-13
Oct. 25		Tampa	L	7-13
Nov. 1		Stetson	L	12-13
Nov. 15		Wake Forest	W	3-0
Nov. 22		Rollins	W	29-0
Nov. 29		Boston (HC)	W	17-0
Dec. 6		Oglethorpe	W	21-13
Total points				91-52

1939 5-5

DATE	UM OPP	OPPONENT	W/L	SCORE
Oct. 6		Wake Forest	L	0-33
Oct. 14		at Tampa	W	32-7
Oct. 20		Rollins	W	14-6
Oct. 27		Catholic	L	0-14
Nov. 3		Texas Tech	W	19-0
Nov. 10		Drake	W	33-6
Nov. 18		Florida (HC)	L	0-13
Nov. 25		at South Carolina	L	6-7
Dec. 1		NC State	W	27-7
Dec. 8		Georgia	L	0-13
Total points				131-106

1936 6-2-2

DATE	UM OPP	OPPONENT	W/L	SCORE
Sept. 25		Georgia Southern	W	44-0
Oct. 2		Tampa	T	0-0
Oct. 9		at Bucknell	W	6-0
Oct. 17		at Rollins	W	26-0
Oct. 31		at Boston	T	7-7
Nov. 6		Stetson	W	20-6
Nov. 20		Mercer	W	13-0
Nov. 27		Mississippi (HC)	L	0-14
Dec. 4		Georgetown	W	10-6
Dec. 11		South Carolina	L	3-6
Total points				129-39

1940 3-7

DATE	UM OPP	OPPONENT	W/L	SCORE
Oct. 4		Stetson	W	19-0
Oct. 11		Tampa	W	27-0
Oct. 18		Catholic	L	18-20
Oct. 25		Elon	W	31-7
Nov. 1		at Texas Tech	L	14-61
Nov. 8		Rollins	L	0-7
Nov. 16		Florida	L	6-46
Nov. 22		South Carolina	L	2-7
Nov. 29		Mississippi (HC)	L	7-21
Dec. 6		Georgia	L	7-28
Total points				131-197

JACK HARDING 1937-1942, 1945-47

1937 4-4-1

DATE	UM OPP	OPPONENT	W/L	SCORE
Oct. 1		Georgia Southern ¹	W	40-0
Oct. 8		Spring Hill	W	26-0
Oct. 15		at Bucknell	T	6-6
Oct. 29		Tampa	L	0-12
Nov. 5		Stetson ²	W	25-13
Nov. 12		Catholic	W	21-0
Nov. 26		Drake (HC)	L	0-7
Dec. 3		South Carolina	L	0-3
Dec. 10		Georgia	L	0-26
Total points				118-67

1941 8-2

DATE	UM OPP	OPPONENT	W/L	SCORE
Oct. 3	—	Elon	W	38-0
Oct. 10	—	at Tampa	W	20-6
Oct. 17	—	Rollins	W	21-0
Oct. 24	—	Samford	W	19-0
Oct. 31	—	Texas Tech	W	6-0
Nov. 7	—	West Virginia Wesleyan	W	34-0
Nov. 15	—	Florida (HC)	L	0-14
Nov. 21	—	South Carolina	W	7-6
Nov. 28	—	Alabama	L	7-21
Dec. 5	—	VMI	W	10-7
Total points				162-54

1 — First UM home game in Orange Bowl Stadium

2 — Miami's 100th football game

ALL-TIME RESULTS

1942 7-2

DATE	UM	OPP	OPPONENT	W/L	SCORE
Oct. 3	—	—	Jacksonville AFB	L	0-14
Oct. 10	—	—	Tampa	W	65-6
Oct. 16	—	—	at St. Louis	W	31-6
Oct. 24	—	—	Rollins	W	21-0
Oct. 31	—	—	Furman	W	32-13
Nov. 7	—	—	NC State	L	0-2
Nov. 14	—	—	Florida	W	12-0
Nov. 21	—	—	South Carolina	W	13-6
Nov. 28	—	—	West Virginia	W	21-13
Total points					
195-60					

1946 8-2

DATE	UM	OPP	OPPONENT	W/L	SCORE
Sept. 27	—	—	William & Mary	W	13-3
Oct. 4	—	—	North Carolina	L	0-21
Oct. 11	—	—	TCU	W	20-12
Oct. 19	—	—	at Florida	W	20-13
Oct. 25	—	—	Chattanooga	W	33-13
Nov. 1	—	—	at Villanova	W	26-21
Nov. 8	—	—	Miami (Ohio)	W	20-17
Nov. 15	—	11	LSU (HC)	L	7-20
Nov. 22	—	—	Washington & Lee	W	40-20
Nov. 29	—	—	Detroit	W	21-7
Total points					200-147

EDDIE DUNN 1943-44

1943 5-1

DATE	UM	OPP	OPPONENT	W/L	SCORE
Oct. 2	—	—	at Jacksonville NATTC	W	6-0
Oct. 16	—	—	Camp Gordon	W	52-6
Oct. 23	—	—	Charleston CG	W	13-6
Nov. 5	—	—	Jacksonville NATTC	L	0-20
Nov. 20	—	—	Presbyterian	W	32-13
Nov. 26	—	—	Fort Benning	W	21-7
Total points					124-52

1944 1-7-1

DATE	UM	OPP	OPPONENT	W/L	SCORE
Oct. 7	—	—	South Carolina	T	0-0
Oct. 20	—	—	Ft. Pierce Amph.	L	0-38
Oct. 27	—	18	Wake Forest	L	0-27
Nov. 3	—	—	Florida (HC)	L	0-13
Nov. 10	—	—	NC State	L	7-28
Nov. 17	—	—	Presbyterian	W	31-12
Nov. 24	—	—	Auburn	L	19-38
Dec. 1	—	—	Tulsa	L	2-48
Dec. 8	—	—	Texas A&M	L	14-70
Total points					73-274

JACK HARDING 1937-1942, 1945-47

1945 9-1-1

ORANGE BOWL CHAMPIONS

DATE	UM	OPP	OPPONENT	W/L	SCORE
Sept. 28	—	—	at Chattanooga	W	27-7
Oct. 5	—	—	Georgia	L	21-27
Oct. 12	—	—	St. Louis	W	21-0
Oct. 19	—	—	Florida	W	7-6
Oct. 26	—	—	Miami (Ohio) (HC)	W	27-13
Nov. 2	—	—	Clemson	W	7-6
Nov. 9	—	—	South Carolina	T	13-13
Nov. 16	—	—	NC State	W	21-7
Nov. 23	—	—	Michigan State	W	21-7
Nov. 30	—	—	Auburn	W	33-7

Orange Bowl (Miami, Fla.)

Jan. 1	—	16	Holy Cross ¹	W	13-6
Total points					224-105

1 — Miami's 100th victory

1947 2-7-1

DATE	UM	OPP	OPPONENT	W/L	SCORE
Sept. 26	—	—	Baylor	L	7-18
Oct. 3	—	—	at Villanova	T	7-7
Oct. 10	—	—	TCU	L	6-19
Oct. 17	—	—	Rollins	W	6-0
Oct. 24	—	—	George Washington	W	28-7
Oct. 31	—	—	South Carolina	L	0-8
Nov. 8	—	—	at Cincinnati	L	7-20
Nov. 14	—	—	Vanderbilt	L	7-33
Nov. 21	—	—	Florida (HC)	L	6-7
Nov. 28	—	6	Alabama	L	6-21
Total points					80-140

ANDY GUSTAFSON 1948-63

1948 4-6

DATE	UM	OPP	OPPONENT	W/L	SCORE	ATT
Oct. 1	—	—	Rollins ¹	W	25-0	34,557
Oct. 8	—	—	Villanova	L	10-19	42,827
Oct. 15	—	—	at Detroit	W	6-0	18,451
Oct. 22	—	—	Georgia	L	21-42	46,127
Oct. 29	—	—	Maryland (HC)	L	13-27	35,713
Nov. 5	—	—	Cincinnati	W	36-6	32,361
Nov. 12	—	—	Chattanooga	W	19-0	28,548
Nov. 20	—	—	at Florida	L	13-27	28,000
Nov. 26	—	—	Kentucky	L	5-25	31,361
Dec. 3	—	12	Vanderbilt	L	6-33	28,952
Total points/Attendance					154-179	326,897

1 — Miami's 200th game

1949 6-3

DATE	UM	OPP	OPPONENT	W/L	SCORE	ATT
Sept. 30	—	—	Rollins	W	52-13	30,776
Oct. 8	—	—	at Louisville	W	26-0	12,000
Oct. 14	—	—	Purdue	L	0-14	48,532
Oct. 21	—	—	Georgia	W	13-9	37,158
Nov. 4	—	—	Detroit	W	27-6	35,031
Nov. 11	—	—	South Carolina	W	13-7	34,185
Nov. 18	—	—	Florida (HC)	W	28-13	55,981
Nov. 25	—	20	Kentucky	L	6-21	42,970
Dec. 2	—	14	Maryland	L	0-13	34,886
Total points/Attendance					165-96	319,507



ALL-TIME RESULTS

1950

9-1-1

ORANGE BOWL

DATE	UM OPP	OPPONENT	W/L	SCORE	ATT
Sept. 29	—	The Citadel	W	21-0	33,332
Oct. 6	—	Villanova	W	18-12	35,294
Oct. 14	—	9 at Purdue	W	20-14	32,000
Oct. 20	14	— Boston Univ.	W	34-7	40,119
Oct. 28	11	— at Pittsburgh	W	28-0	24,537
Nov. 3	8	— Georgetown	W	42-7	33,425
Nov. 10	9	— Louisville	T	13-13	28,824
Nov. 18	17	— at Florida	W	20-14	40,000
Nov. 24	14	— Iowa (HC)	W	14-6	44,999
Dec. 1	15	— Missouri	W	27-9	39,623

Orange Bowl (Miami, Fla.)

Jan. 1	15	10 Clemson	L	14-15	65,000
Total points/Attendance				251-97	417,153

1951

8-3

GATOR BOWL CHAMPIONS

DATE	UM OPP	OPPONENT	W/L	SCORE	ATT
Sept. 29	—	at Tulane	L	7-21	40,000
Oct. 5	—	Florida State	W	35-13	38,278
Oct. 12	—	Purdue	W	7-0	51,838
Oct. 19	—	Washington & Lee	W	32-12	39,402
Oct. 26	—	Mississippi	W	20-7	46,191
Nov. 3	19	14 at Kentucky	L	0-32	28,000
Nov. 9	—	Chattanooga	W	34-7	30,504
Nov. 17	—	Florida (HC)	W	21-6	61,602
Nov. 30	—	Nebraska	W	19-7	32,283
Dec. 7	—	Pittsburgh	L	7-21	39,865

Gator Bowl (Jacksonville, Fla.)

Jan. 2	—	19 vs. Clemson	W	14-0	37,208
Total points/Attendance				196-126	445,171

1952

4-7

DATE	UM OPP	OPPONENT	W/L	SCORE	ATT
Sept. 26	—	VMI	W	45-0	35,525
Oct. 3	—	Alabama	L	7-21	53,916
Oct. 10	—	at Boston	L	7-9	15,344
Oct. 17	—	Richmond	W	41-6	24,535
Oct. 24	—	Marquette	W	20-6	22,293
Oct. 31	—	Kentucky	L	0-29	25,981
Nov. 7	—	Vanderbilt (HC)	L	0-9	32,906
Nov. 14	—	Stetson	W	35-0	11,846
Nov. 22	—	at Florida	L	6-43	35,000
Nov. 28	—	North Carolina	L	7-34	20,222
Dec. 5	—	Georgia	L	13-35	21,557
Total points/Attendance				181-192	299,125

1953

4-5

DATE	UM OPP	OPPONENT	W/L	SCORE	ATT
Sept. 25	—	Florida State	W	27-0	26,629
Oct. 2	—	10 Baylor	L	13-21	28,042
Oct. 9	—	Clemson	W	39-7	27,324
Oct. 17	—	at Nebraska	L	16-20	38,000
Oct. 23	—	3 Maryland	L	0-30	42,157
Oct. 31	—	at Fordham	L	0-20	20,308
Nov. 6	—	15 Auburn	L	20-29	26,472
Nov. 13	—	Virginia Tech	W	26-0	17,105
Nov. 28	—	Florida (HC)	W	14-10	55,532
Total points/Attendance				155-137	281,569

1954

8-1

DATE	UM OPP	OPPONENT	W/L	SCORE	ATT
Sept. 24	—	Furman	W	51-13	41,827
Oct. 1	—	11 Baylor	W	19-13	35,063
Oct. 8	—	Holy Cross	W	26-20	32,856
Oct. 15	—	Mississippi State	W	27-13	40,836
Oct. 22	16	— Maryland	W	9-7	56,659
Oct. 29	10	— Fordham	W	75-7	37,498
Nov. 6	6	— at Auburn	L	13-14	25,000
Nov. 19	16	— Alabama (HC)	W	23-7	61,423
Nov. 27	11	— at Florida	W	14-0	38,000
Total points/Attendance				257-94	638,901

1955

6-3

DATE	UM OPP	OPPONENT	W/L	SCORE	ATT
Sept. 17	9	10 at Georgia Tech	L	6-14	39,500
Sept. 30	—	Florida State	W	34-0	42,363
Oct. 7	15	5 Notre Dame ¹	L	0-14	75,685
Oct. 21	—	18 TCU	L	19-21	46,034
Oct. 29	—	16 at Pittsburgh	W	21-7	40,117
Nov. 4	—	Boston College (HC)	W	14-7	42,249
Nov. 11	20	— Bucknell	W	46-0	30,240
Nov. 18	—	Alabama	W	34-12	35,414
Nov. 26	14	— Florida	W	7-6	49,362
Total points/Attendance				181-81	400,964

1 — UM's first home sellout in the Orange Bowl

1956

8-1-1

DATE	UM OPP	OPPONENT	W/L	SCORE	ATT
Sept. 28	—	17 South Carolina	W	14-6	44,484
Oct. 5	13	— Boston College	W	27-6	37,381
Oct. 12	11	— Maryland	W	13-6	44,304
Oct. 19	11	— Georgia	T	7-7	42,682
Oct. 27	19	10 at TCU	W	14-0	25,000
Nov. 2	9	— Florida State	W	20-7	36,925
Nov. 16	8	13 Clemson	W	21-0	47,603
Nov. 23	6	— West Virginia	W	18-0	37,073
Dec. 1	6	18 at Florida	W	20-7	40,000
Dec. 8	6	13 Pittsburgh (HC)	L	7-14	38,243
Total points/Attendance				161-53	393,695

1957

5-4-1

DATE	UM OPP	OPPONENT	W/L	SCORE	ATT
Sept. 21	14	— at Houston	L	0-7	52,000
Oct. 5	—	11 Baylor	W	13-7	43,662
Oct. 11	—	18 North Carolina	L	13-20	47,166
Oct. 18	—	12 NC State	T	0-0	40,783
Oct. 25	—	Kansas	W	48-6	33,280
Nov. 1	—	Villanova	W	13-7	31,900
Nov. 8	—	at Florida State	W	40-13	15,712
Nov. 15	—	Maryland (HC)	L	6-16	42,701
Nov. 30	—	20 Florida	L	0-14	59,507
Dec. 7	—	Pittsburgh	W	28-13	28,231
Total points/Attendance				161-103	394,942



ALL-TIME RESULTS

1958

2-8

DATE	UM	OPP	OPPONENT	W/L	SCORE	ATT
Sept. 26	15	14	Wisconsin	L	0-20	62,087
Oct. 4	—	—	at Baylor ¹	W	14-8	20,000
Oct. 10	—	11	LSU	L	0-41	41,467
Oct. 25	—	—	at Boston College	L	2-6	11,000
Oct. 31	—	—	Vanderbilt	L	15-28	25,425
Nov. 7	—	—	Florida State	L	6-17	31,879
Nov. 14	—	—	Maryland	L	14-26	26,747
Nov. 21	—	—	Houston (HC)	L	26-37	24,822
Nov. 29	—	14	Florida ²	L	9-12	24,000
Dec. 6	—	—	Oregon	W	2-0	22,898
Total points/Attendance					88-195	290,325

1 — Miami's 300th game
2 — at Jacksonville, Fla.

1959

6-4

DATE	UM	OPP	OPPONENT	W/L	SCORE	ATT
Sept. 25	—	—	Tulane	W	26-7	35,668
Oct. 3	—	—	at Florida State	W	7-6	17,600
Oct. 10	—	1	at LSU	L	3-27	67,000
Oct. 16	—	—	Navy	W	23-8	51,694
Oct. 23	—	7	Auburn	L	6-21	42,986
Oct. 30	—	—	Kentucky	L	3-22	34,547
Nov. 6	—	—	North Carolina	W	14-7	31,136
Nov. 13	—	—	South Carolina (HC)W			26-6
31,797						
Nov. 20	18	11	Michigan State	W	18-13	40,870
Nov. 28	12	—	Florida	L	14-23	25,000
Total points/Attendance					140-140	353,298

1960

6-4

DATE	UM	OPP	OPPONENT	W/L	SCORE	ATT
Sept. 25	—	—	Tulane	W	26-7	35,668
Sept. 30	—	—	North Carolina	W	29-12	40,252
Oct. 8	—	—	at Pittsburgh	L	6-17	29,455
Oct. 14	—	—	South Carolina	W	21-6	28,745
Oct. 22	—	17	at Auburn	L	7-20	25,000
Oct. 28	—	—	Boston College	W	10-7	30,699
Nov. 4	—	—	Florida State	W	25-7	37,984
Nov. 12	—	—	Notre Dame (HC)	W	28-21	58,062
Nov. 18	—	14	Syracuse	L	14-21	45,271
Nov. 26	—	19	Florida	L	0-18	60,122
Dec. 2	—	—	Air Force	W	23-14	29,678
Total points/Attendance					163-143	385,268

1961

7-4

LIBERTY BOWL

DATE	UM	OPP	OPPONENT	W/L	SCORE	ATT
Sept. 16	—	—	Pittsburgh	L	7-10	33,292
Sept. 23	—	—	at Kentucky	W	14-7	35,000
Sept. 29	—	8	Penn State	W	25-8	45,687
Oct. 6	—	—	Navy	L	6-17	53,182
Oct. 13	—	—	Colorado	L	7-9	40,393
Oct. 27	—	—	North Carolina (HC)	W	10-0	29,612
Nov. 3	—	—	Georgia	W	32-7	38,210
Nov. 11	—	—	at Tulane	W	6-0	15,000
Nov. 24	—	—	Northwestern	W	10-6	48,628
Dec. 2	—	—	at Florida	W	15-6	42,000
Liberty Bowl (Memphis, Tenn.)						
Dec. 16	—	14	Syracuse	L	14-15	15,712
Total points/Attendance					146-85	396,716

1962

7-4

GOTHAM BOWL

DATE	UM	OPP	OPPONENT	W/L	SCORE	ATT
Sept. 15	—	—	at Pittsburgh	W	23-14	32,765
Sept. 29	—	—	TCU	W	21-20	51,251
Oct. 5	9	—	Florida State	W	7-6	43,962
Oct. 13	—	6	at LSU	L	3-17	67,500
Oct. 19	—	—	Maryland (HC)	W	28-24	49,381
Oct. 27	—	—	at Air Force	W	21-3	32,789
Nov. 2	—	—	Kentucky	W	25-17	43,614
Nov. 10	—	3	at Alabama	L	3-36	43,000
Nov. 23	—	—	Northwestern	L	7-29	61,381
Dec. 1	—	—	Florida ¹	W	17-15	62,441

Gotham Bowl (New York, N.Y.)

Dec. 15	—	—	Nebraska	L	34-36	6,166
Total points/Attendance					189-238	494,250

1 — Miami's 200th victory

1963

3-7

DATE	UM	OPP	OPPONENT	W/L	SCORE	ATT
Sept. 20	—	—	Florida State	L	0-24	57,596
Sept. 28	—	—	Purdue	W	3-0	46,823
Oct. 4	—	—	at Tulane	W	10-0	18,000
Oct. 11	—	—	LSU	L	0-3	45,986
Oct. 18	—	—	Georgia	L	14-31	44,895
Nov. 2	—	—	at Kentucky	W	20-14	27,500
Nov. 16	—	—	at North Carolina	L	16-27	28,000
Nov. 23	—	—	Florida	L	21-27	57,773
Nov. 30	—	5	Pittsburgh	L	20-31	33,230
Dec. 7	—	9	Alabama (HC)	L	12-17	25,472
Total points/Attendance					116-174	385,

CHARLIE TATE

1964-69

1964

4-5-1

DATE	UM	OPP	OPPONENT	W/L	SCORE	ATT
Sept. 19	—	—	Florida State	L	0-14	51,605
Sept. 26	—	—	at Georgia Tech	L	0-20	44,115
Oct. 9	—	—	California	L	7-9	32,442
Oct. 17	—	—	Pittsburgh	T	20-20	34,663
Oct. 23	—	—	Indiana	L	14-28	34,249
Oct. 30	—	—	at Detroit	W	10-7	15,180
Nov. 6	—	—	Tulane	W	21-0	33,855
Nov. 13	—	—	Boston College	W	30-6	32,180
Nov. 20	—	—	Vanderbilt (HC)	W	35-17	31,649
Nov. 28	—	—	at Florida	L	10-12	31,118
Total points/Attendance					147-133	341,056

1965

5-4-1

DATE	UM	OPP	OPPONENT	W/L	SCORE	ATT
Sept. 18	—	—	SMU	L	3-7	46,494
Sept. 25	—	9	at Syracuse	W	24-0	32,000
Oct. 2	—	—	at Tulane	L	16-24	17,000
Oct. 9	—	—	LSU	L	27-34	44,367
Oct. 16	—	—	Houston	W	44-12	39,575
Oct. 23	—	—	at Pittsburgh	L	14-28	37,431
Nov. 5	—	—	Boston College	W	27-6	28,704
Nov. 13	—	—	at Vanderbilt	W	28-14	12,996
Nov. 20	—	10	Florida (HC)	W	16-13	67,762
Nov. 27	—	6	Notre Dame	T	0-0	68,077
Total points/Attendance					199-138	394,406

HISTORY



ALL-TIME RESULTS

1966

8-2-1

LIBERTY BOWL CHAMPIONS

DATE	UM	OPP	OPPONENT	W/L	SCORE	ATT
Sept. 17	—	—	at Colorado	W	24-3	39,000
Sept. 24	—	—	Florida State	L	20-23	54,262
Oct. 1	—	—	at LSU	L	8-10	67,979
Oct. 14	—	—	Georgia	W	7-6	41,756
Oct. 21	—	—	Indiana	W	14-7	19,627
Oct. 28	—	5	USC	W	10-7	51,156
Nov. 5	—	—	at Tulane	T	10-10	40,000
Nov. 11	—	—	Pittsburgh (HC)	W	38-14	35,035
Nov. 18	—	—	Iowa	W	44-0	35,003
Nov. 26	—	9	at Florida	W	21-16	59,211

Liberty Bowl (Memphis, Tenn.)

Dec. 10	9	—	Virginia Tech	W	14-7	25,012
Total points/Attendance					210-103	468,041

1967

7-4

BLUEBONNET BOWL

DATE	UM	OPP	OPPONENT	W/L	SCORE	ATT
Sept. 23	8	—	at Northwestern	L	7-12	38,780
Sept. 29	—	—	Penn State	L	8-17	39,156
Oct. 6	—	—	Tulane	W	34-14	27,510
Oct. 14	—	—	at LSU	W	17-15	67,000
Oct. 21	—	—	at Pittsburgh	W	58-0	24,371
Oct. 27	—	—	Auburn	W	7-0	50,056
Nov. 4	—	—	at Virginia Tech	W	14-7	35,000
Nov. 10	—	—	Georgia Tech (HC)	W	49-7	48,267
Nov. 24	—	6	Notre Dame ¹	L	22-24	77,265
Dec. 9	—	—	Florida	W	20-13	53,229

Bluebonnet Bowl (Houston, Texas)

Dec. 23	—	—	Colorado	L	21-31	30,156
Total points/Attendance					257-140	490,790

1 — Miami's 400th game

1968

5-5

DATE	UM	OPP	OPPONENT	W/L	SCORE	ATT
Sept. 20	19	—	Northwestern	W	28-7	37,035
Sept. 28	15	—	at Georgia Tech	W	10-7	44,774
Oct. 5	13	2	at USC	L	3-28	71,189
Oct. 11	—	8	LSU	W	30-0	39,284
Oct. 18	12	—	Virginia Tech	W	13-8	36,884
Oct. 26	9	—	at Auburn	L	6-31	45,000
Nov. 1	—	—	Pittsburgh	W	48-0	36,839
Nov. 9	—	4	at Penn State	L	7-22	49,863
Nov. 16	—	16	Alabama (HC)	L	6-14	43,418
Nov. 30	—	—	at Florida	L	10-14	55,875
Total points/Attendance					161-131	460,161

1969

4-6

DATE	UM	OPP	OPPONENT	W/L	SCORE	ATT
Sept. 26	—	—	Florida State	L	14-16	55,478
Oct. 3	—	—	N.C. State	W	23-13	37,038
Oct. 10	—	14	LSU	L	0-20	41,972
Oct. 18	—	—	at Memphis	L	13-26	28,500
Oct. 24	—	—	TCU	W	14-9	21,195
Nov. 1	—	—	at Houston	L	36-38	25,498
Nov. 7	—	—	Navy (HC)	W	30-10	37,972
Nov. 15	—	—	at Alabama	L	6-42	57,596
Nov. 21	—	—	Wake Forest	W	49-7	24,817
Nov. 29	—	17	Florida	L	16-35	70,934
Total points/Attendance					201-216	401,000

CHARLIE TATE (1-1) and

WALT KICHEFSKI (2-7) 1970

1970

3-8

DATE	UM	OPP	OPPONENT	W/L	SCORE	ATT
Sept. 18	—	—	William & Mary	W	36-14	27,286
Sept. 26	—	19	at Georgia Tech	L	21-31	44,426
Oct. 2	—	—	Maryland	W	18-11	30,190
Oct. 16	—	—	Tampa	L	14-31	30,213
Oct. 24	—	18	at Pittsburgh	L	17-28	28,415
Oct. 30	—	—	Florida State	L	3-27	24,168
Nov. 7	—	—	at Tulane	L	16-31	23,250
Nov. 14	—	—	Alabama (HC)	L	8-32	25,469
Nov. 21	—	—	at Syracuse	L	16-56	20,570
Nov. 28	—	—	at Florida	W	14-13	50,149
Dec. 5	—	—	Houston	L	3-36	17,798
Total points/Attendance					166-310	321,934

FRAN CURCI

1971-72

1971

4-7

DATE	UM	OPP	OPPONENT	W/L	SCORE	ATT
Sept. 18	—	—	Florida State	L	17-20	20,266
Sept. 25	—	—	at Wake Forest	W	29-10	24,500
Oct. 1	—	—	Baylor	W	41-15	26,876
Oct. 9	—	7	Notre Dame	L	0-17	66,093
Oct. 15	—	—	Navy	W	31-16	26,728
Oct. 29	—	—	Army (HC)	W	24-13	24,323
Nov. 5	—	—	NC State	L	7-13	19,028
Nov. 13	—	4	at Alabama	L	3-31	57,313
Nov. 20	—	16	at Houston	L	6-27	29,276
Nov. 27	—	—	Florida	L	16-45	37,710
Dec. 4	—	—	Syracuse	L	0-14	17,224
Total points/Attendance					174-221	349,338

1972

5-6

DATE	UM	OPP	OPPONENT	W/L	SCORE	ATT
Sept. 16	—	20	Florida State	L	14-37	35,421
Sept. 23	—	14	at Texas	L	10-23	62,000
Oct. 7	—	—	at Baylor	L	3-10	35,142
Oct. 14	—	—	Tulane	W	24-21	18,956
Oct. 21	—	—	Houston	W	33-13	17,860
Oct. 28	—	—	at Army	W	28-7	42,500
Nov. 4	—	—	UNLV (HC)	W	51-7	18,987
Nov. 11	—	—	at Tampa	L	0-7	22,525
Nov. 18	—	10	at Notre Dame	L	17-20	59,075
Nov. 25	—	—	Maryland	W	28-8	17,342
Dec. 2	—	—	at Florida	L	6-17	46,432
Total points/Attendance					214-170	376,338

HISTORY

ALL-TIME RESULTS

PETE ELLIOTT

1973-74

1973

5-6

DATE	UM OPP	OPPONENT	W/L	SCORE	ATT
Sept. 16	— 20	Florida State	L	14-37	35,421
Sept. 21	— 6	Texas	W	20-15	30,080
Sept. 29	18 —	at Florida State	W	14-10	22,278
Oct. 6	17 6	at Oklahoma	L	20-24	61,826
Oct. 12	16 —	Boston College	W	15-10	25,418
Oct. 19	15 14	Houston	L	7-30	29,340
Oct. 27	— —	at Syracuse	W	34-23	19,369
Nov. 2	— —	West Virginia (HC)	L	14-20	24,890
Nov. 10	— —	at Army	W	19-7	41,047
Nov. 17	— 2	at Alabama	L	13-43	58,404
Nov. 24	— —	Florida	L	7-14	39,071
Dec. 1	— 5	Notre Dame	L	0-44	41,047
Total points/Attendance				163-240	382,770

1974

6-5

DATE	UM OPP	OPPONENT	W/L	SCORE	ATT
Sept. 21	— 19	at Houston	W	20-3	18,767
Sept. 28	20 —	at Tampa	W	28-26	40,672
Oct. 4	16 11	Auburn	L	0-3	33,490
Oct. 11	— —	Pacific	W	35-6	15,184
Oct. 19	— —	at West Virginia	W	21-20	32,800
Oct. 26	— 7	at Notre Dame	L	7-28	59,075
Nov. 1	— —	Virginia Tech	W	14-7	20,134
Nov. 8	— —	Florida State (HC)	L	14-21	19,785
Nov. 16	— 2	Alabama	L	7-28	26,265
Nov. 22	— —	Syracuse	W	14-7	12,208
Nov. 30	— —	at Florida	L	7-31	48,563
Total Points/Attendance				167-180	300,943

CARL SELMER

1975-76

1975

2-8

DATE	UM OPP	OPPONENT	W/L	SCORE	ATT
Sept. 20	— —	at Georgia Tech	L	23-38	32,339
Sept. 26	— 1	Oklahoma	L	17-20	37,203
Oct. 4	— 4	at Nebraska	L	16-31	76,231
Oct. 10	— 13	Colorado	L	10-23	18,901
Oct. 17	— —	Houston	W	24-20	15,362
Nov. 1	— —	at Boston College	L	7-21	25,331
Nov. 7	— —	Navy (HC)	L	16-17	18,987
Nov. 15	— —	at Florida State	W	24-22	30,228
Nov. 22	— —	Notre Dame	L	9-32	24,944
Nov. 29	— 13	Florida	L	11-15	25,462
Total points/Attendance				157-239	304,988

1976

3-8

DATE	UM OPP	OPPONENT	W/L	SCORE	ATT
Sept. 18	— —	Florida State	W	47-0	26,130
Sept. 25	— —	at Colorado	L	3-33	48,882
Oct. 2	— 5	at Nebraska	L	9-17	76,155
Oct. 9	— —	Duke	L	7-20	13,818
Oct. 16	— 2	at Pittsburgh	L	19-36	42,434
Oct. 23	— —	TCU	W	49-0	10,779
Nov. 6	— —	Boston College (HC)	W	13-6	15,687
Nov. 13	— —	Penn State	L	7-21	19,766
Nov. 20	— 13	at Notre Dame	L	27-40	59,075
Nov. 27	— —	at Florida	L	10-19	40,055
Dec. 4	— 6	at Houston	L	16-21	20,849
Total points/Attendance				207-213	373,630

LOU SABAN

1977-78

1977

3-8

DATE	UM OPP	OPPONENT	W/L	SCORE	ATT
Sept. 10	— 5	at Ohio State	L	0-10	86,287
Sept. 17	— —	at Georgia Tech ¹	L	6-10	31,916
Sept. 24	— —	at Florida State	W	23-17	40,060
Oct. 1	— —	Pacific	W	24-3	33,608
Oct. 8	— —	Kansas	W	14-7	28,010
Oct. 22	— —	at TCU	L	17-21	12,224
Oct. 29	— 9	at Penn State	L	7-49	61,853
Nov. 5	— —	Tulane (HC)	L	10-13	20,140
Nov. 12	— 2	at Alabama	L	0-36	57,422
Nov. 26	— —	Florida	L	14-31	30,662
Dec. 3	— 5	Notre Dame	L	10-48	35,789
Total points/Attendance				125-245	437,971
1 — Miami's 500th game					

1978

6-5

DATE	UM OPP	OPPONENT	W/L	SCORE	ATT
Sept. 16	— —	at Colorado	L	7-17	44,714
Sept. 23	— 13	Florida State	L	21-31	25,003
Sept. 30	— —	at Kansas	W	38-6	47,420
Oct. 7	— 19	at Auburn	W	17-15	55,136
Oct. 14	— —	at Georgia Tech	L	19-24	29,695
Oct. 21	— —	Utah State	W	17-16	25,702
Oct. 28	— 19	at Notre Dame	L	0-20	59,075
Nov. 4	— —	at Tulane	L	16-20	20,045
Nov. 18	— —	San Diego State (HC)	W	16-14	17,468
Nov. 25	— —	Syracuse	W	21-9	15,793
Dec. 2	— —	at Florida	W	22-21	47,815
Total points/Attendance				194-193	387,866

HOWARD SCHNELLENBERGER

1979-1983

1979

5-6

DATE	UM OPP	OPPONENT	W/L	SCORE	ATT
Sept. 15	— —	Louisville	W	24-12	41,129
Sept. 22	— 14	at Florida State	L	23-40	47,679
Sept. 29	— —	Louisiana Tech	W	6-0	20,069
Oct. 6	— —	at Florida A&M	L	13-16	34,743
Oct. 13	— —	at San Diego State	L	20-31	40,126
Oct. 20	— —	Boston College (HC)	W	19-8	15,013
Oct. 27	— —	at Syracuse	L	15-25	7,729
Nov. 3	— 19	at Penn State	W	26-10	77,532
Nov. 17	— 1	at Alabama	L	0-30	54,500
Nov. 24	— —	vs. Notre Dame ¹	L	15-40	62,674
Dec. 1	— —	Florida	W	30-24	28,051
Total points/Attendance				191-236	429,245



ALL-TIME RESULTS

1980 9-3

PEACH BOWL CHAMPIONS

DATE	UM	OPP	OPPONENT	W/L	SCORE	ATT
Sept. 6	—	—	at Louisville	W	24-10	21,120
Sept. 13	—	—	Florida A&M	W	49-0	20,007
Sept. 20	—	18	at Houston	W	14-7	31,423
Sept. 27	—	9	Florida State	W	10-9	50,008
Oct. 11	13	7	at Notre Dame	L	14-32	59,075
Oct. 18	18	—	Mississippi State	L	31-34	18,651
Nov. 1	—	13	at Penn State	L	12-27	83,661
Nov. 8	—	—	East Carolina (HC)	W	23-10	11,048
Nov. 15	—	—	at Vanderbilt	W	24-17	12,830
Nov. 22	—	—	North Texas	W	26-8	20,293
Nov. 29	—	18	at Florida	W	31-7	56,437

Peach Bowl (Atlanta, Ga.)

Jan. 2	20	—	Virginia Tech	W	20-10	45,384
Total points/Attendance					267-171	429,927

1981 9-2

DATE	UM	OPP	OPPONENT	W/L	SCORE	ATT
Sept. 5	—	17	Florida	W	21-20	73,817
Sept. 19	16	—	Houston	W	12-7	32,586
Sept. 26	14	4	at Texas	L	7-14	74,653
Oct. 3	17	—	Vanderbilt	W	48-16	27,694
Oct. 17	13	16	at Mississippi State	L	10-14	33,225
Oct. 24	—	—	at East Carolina	W	31-6	20,323
Oct. 31	—	1	Penn State (HC)	W	17-14	32,117
Nov. 7	13	14	at Florida State	W	27-19	52,685
Nov. 14	12	—	Virginia Tech	W	21-14	22,257
Nov. 21	11	—	at NC State	W	14-6	36,500
Nov. 28	9	—	Notre Dame	W	37-15	50,681
Total points/Attendance					245-145	456,538

1982 7-4

DATE	UM	OPP	OPPONENT	W/L	SCORE	ATT
Sept. 4	15	16	at Florida	L	14-17	71,864
Sept. 11	19	—	Houston	W	31-12	24,687
Sept. 18	15	—	at Virginia Tech	W	14-8	45,200
Sept. 25	16	—	Michigan State	W	25-22	26,478
Oct. 2	17	—	at Louisville ¹	W	28-6	28,749
Oct. 9	17	10	at Notre Dame	L	14-16	59,075
Oct. 16	17	—	Mississippi State	W	31-14	35,860
Oct. 30	16	14	Florida State (HC)	L	7-24	54,696
Nov. 6	—	19	at Maryland	L	17-18	43,200
Nov. 20	—	—	NC State	W	41-3	20,434
Nov. 27	—	—	Cincinnati	W	19-13	18,447
Total points/Attendance					241-153	428,690

1 — Miami's 300th victory

1983 11-1

NATIONAL CHAMPIONS

ORANGE BOWL CHAMPIONS

DATE	UM	OPP	OPPONENT	W/L	SCORE	ATT
Sept. 3	—	—	at Florida	L	3-28	73,907
Sept. 10	—	—	at Houston	W	29-7	20,000
Sept. 17	—	—	Purdue	W	35-0	37,150
Sept. 24	—	13	Notre Dame	W	20-0	52,480
Oct. 1	15	—	at Duke	W	56-17	28,750
Oct. 8	12	—	Louisville	W	42-14	30,073
Oct. 15	10	—	at Mississippi State	W	31-7	29,456
Oct. 22	8	—	at Cincinnati	W	17-7	14,163
Oct. 29	7	12	West Virginia (HC)	W	20-3	63,881

Nov. 5	5	—	East Carolina	W	12-7	39,225
Nov. 12	6	—	at Florida State	W	17-16	57,333
Orange Bowl (Miami, Fla.)						
Jan. 1	5	1	Nebraska	W	31-30	72,596
Total points/Attendance					313-136	519,014

JIMMY JOHNSON 1984-88

1984 8-5

FIESTA BOWL

DATE	UM	OPP	OPPONENT	W/L	SCORE	ATT
Aug. 27	10	1	vs. Auburn ¹	W	20-18	51,131
Sept. 1	10	17	vs. Florida ²	W	32-20	72,831
Sept. 8	1	14	at Michigan	L	14-22	105,403
Sept. 15	5	—	at Purdue	W	28-17	56,716
Sept. 22	4	15	Florida State	L	3-38	60,210
Sept. 29	16	—	Rice	W	38-3	20,084
Oct. 6	14	16	at Notre Dame	W	31-13	59,075
Oct. 13	10	—	at Cincinnati	W	49-25	25,642
Oct. 20	9	—	Pittsburgh (HC)	W	27-7	32,872
Nov. 3	6	—	at Louisville	W	38-23	20,113
Nov. 10	6	—	Maryland	L	40-42	31,548
Nov. 23	12	—	Boston College	L	45-47	30,325

Fiesta Bowl (Tempe, Ariz.)

Jan. 1	13	14	UCLA	L	37-39	60,310
Total points/Attendance					402-314	626,260

1 — at East Rutherford, N.J.

2 — at Tampa, Fla.

1985 10-2

SUGAR BOWL

DATE	UM	OPP	OPPONENT	W/L	SCORE	ATT
Sept. 7	—	5	Florida	L	23-35	80,277
Sept. 14	—	—	at Rice	W	48-20	15,411
Sept. 28	—	—	at Boston College ¹	W	45-10	31,864
Oct. 5	—	—	at East Carolina	W	27-15	34,511
Oct. 12	—	—	Cincinnati	W	38-0	30,164
Oct. 19	—	3	at Oklahoma	W	27-14	75,008
Oct. 26	15	—	Louisville	W	45-7	31,761
Nov. 2	11	10	at Florida State	W	35-27	61,250
Nov. 9	8	—	at Maryland ²	W	29-22	62,350
Nov. 23	4	—	Colorado State ³ (HC)	W	35-0	24-3
Nov. 30	4	—	Notre Dame	W	58-7	49,236

Sugar Bowl (New Orleans, La.)

Jan. 1	2	8	Tennessee	L	7-35	77,432
Total points/Attendance					406-195	584,299

1 — at Foxboro, Mass.

2 — at Baltimore, Md.

3 — Miami's 600th game



ALL-TIME RESULTS

1986

11-1

FIESTA BOWL

DATE	UM	OPP	OPPONENT	W/L	SCORE	ATT
Aug. 30	3	—	at South Carolina	W	34-14	73,500
Sept. 6	3	13	at Florida	W	23-15	74,875
Sept. 13	2	—	Texas Tech	W	61-11	41,925
Sept. 27	2	1	Oklahoma	W	28-16	71,451
Oct. 4	1	—	Northern Illinois	W	34-0	33,905
Oct. 11	1	—	at West Virginia	W	58-14	63,500
Oct. 18	1	—	at Cincinnati	W	45-13	29,546
Nov. 1	1	20	Florida State	W	41-23	62,834
Nov. 8	1	—	at Pittsburgh	W	37-10	55,338
Nov. 15	1	—	Tulsa (HC)	W	23-10	51,110
Nov. 27	1	—	East Carolina	W	36-10	30,202
Fiesta Bowl (Tempe, Ariz.)						
Jan. 2	1	2	Penn State	L	10-14	73,098
Total points/Attendance					430-150	671,284

1987

12-0

NATIONAL CHAMPIONS

ORANGE BOWL CHAMPIONS

DATE	UM	OPP	OPPONENT	W/L	SCORE	ATT
Sept. 5	10	20	Florida	W	31-4	77,224
Sept. 26	5	10	at Arkansas	W	51-7	55,310
Oct. 3	3	4	at Florida State	W	26-25	62,561
Oct. 10	3	—	Maryland	W	46-16	43,020
Oct. 24	3	—	at Cincinnati	W	48-10	20,011
Oct. 31	3	—	at East Carolina	W	41-3	31,791
Nov. 7	3	—	Miami (Ohio)	W	54-3	40,128
Nov. 14	3	—	Virginia Tech (HC)	W	27-13	40,105
Nov. 21	3	—	Toledo	W	24-14	37,010
Nov. 28	2	10	Notre Dame	W	24-0	76,640
Dec. 5	2	8	South Carolina	W	20-16	63,317
Orange Bowl (Miami, Fla.)						
Jan. 1	2	1	Oklahoma	W	20-14	74,760
Total points/Attendance					412-125	622,877

1988

11-1

ORANGE BOWL CHAMPIONS

DATE	UM	OPP	OPPONENT	W/L	SCORE	ATT
Sept. 3	6	1	Florida State	W	31-0	77,836
Sept. 17	1	15	at Michigan	W	31-30	105,834
Sept. 24	1	—	Wisconsin	W	23-3	48,311
Oct. 1	1	—	Missouri	W	55-0	40,654
Oct. 15	1	4	at Notre Dame	L	30-31	59,075
Oct. 22	4	—	Cincinnati	W	57-3	44,107
Oct. 29	4	—	at East Carolina	W	31-7	29,400
Nov. 5	3	—	Tulsa (HC)	W	34-3	38,196
Nov. 19	3	11	at LSU	W	44-3	79,500
Nov. 26	3	8	Arkansas	W	18-16	63,271
Dec. 3	2	—	BYU	W	41-17	59,367
Orange Bowl (Miami, Fla.)						
Jan. 2	2	6	Nebraska	W	23-3	79,480
Total points/Attendance					418-116	725,031

DENNIS ERICKSON

1989-94

1989

11-1

NATIONAL CHAMPIONS

SUGAR BOWL CHAMPIONS

DATE	UM	OPP	OPPONENT	W/L	SCORE	ATT
Sept. 9	3	—	at Wisconsin	W	51-3	38,646
Sept. 16	3	—	California	W	31-3	56,931
Sept. 23	2	—	at Missouri	W	38-7	43,293
Sept. 30	2	—	at Michigan State	W	26-20	76,217
Oct. 7	2	—	Cincinnati	W	56-0	48,597
Oct. 14	2	—	San Jose State	W	48-16	45,122
Oct. 28	2	9	at Florida State	L	10-24	62,602
Nov. 4	7	—	East Carolina	W	40-10	35,159
Nov. 11	7	14	at Pittsburgh	W	24-3	52,528
Nov. 18	7	—	San Diego State (HC)W			42-6
42,362						
Nov. 25	7	1	Notre Dame	W	27-10	81,634
Sugar Bowl (New Orleans, La.)						
Jan. 1	2	7	Alabama	W	33-25	77,425
Total points/Attendance					432-127	660,516

1990

10-2

COTTON BOWL CHAMPIONS

DATE	UM	OPP	OPPONENT	W/L	SCORE	ATT
Sept. 8	1	16	at BYU	L	21-28	66,235
Sept. 15	10	—	at California	W	52-24	47,000
Sept. 29	10	—	Iowa	W	48-21	70,420
Oct. 6	9	2	Florida State	W	31-22	80,396
Oct. 13	3	—	Kansas	W	34-0	54,211
Oct. 20	2	6	at Notre Dame	L	20-29	59,075
Oct. 27	8	—	at Texas Tech	W	45-10	50,028
Nov. 3	8	—	Pittsburgh (HC)	W	45-0	50,412
Nov. 17	3	—	Boston College	W	42-12	50,942
Nov. 24	2	—	Syracuse	W	33-7	66,196
Dec. 1	3	—	at San Diego State	W	30-28	34,201
Cotton Bowl (Dallas, Texas)						
Jan. 1	4	3	vs. Texas	W	46-3	73,521
Total points/Attendance					447-184	702,637

1991

12-0, 2-0 BIG EAST (1st)

NATIONAL CHAMPIONS

ORANGE BOWL CHAMPIONS

DATE	UM	OPP	OPPONENT	W/L	SCORE	ATT
Aug. 31	3	—	at Arkansas	W	31-3	46,308
Sept. 12	2	10	Houston	W	40-10	71,842
Sept. 28	2	—	at Tulsa	W	34-10	35,689
Oct. 5	2	—	Oklahoma State	W	40-3	52,561
Oct. 12	2	9	Penn State	W	26-20	75,723
Oct. 19	2	—	Long Beach State	W	55-0	40,498
Oct. 26	2	—	at Arizona	W	36-9	53,349
Nov. 9	3	—	West Virginia* (HC)	W	27-3	60,250
Nov. 16	2	1	at Florida State	W	17-16	63,442
Nov. 23	1	—	at Boston College*	W	19-14	32,071
Nov. 30	1	—	San Diego State	W	39-12	56,721
Orange Bowl (Miami, Fla.)						
Jan. 1	1	11	Nebraska	W	22-0	77,747
Total points/Attendance					386-100	656,391



ALL-TIME RESULTS

1992 11-1, 4-0 BIG EAST (1st)

SUGAR BOWL

DATE	UM	OPP	OPPONENT	W/L	SCORE	ATT
Sept. 5	1	23	at Iowa ¹	W	24-7	70,397
Sept. 19	1	—	Florida A&M	W	38-0	74,292
Sept. 26	1	—	Arizona	W	8-7	47,049
Oct. 3	2	3	Florida State	W	17-16	77,338
Oct. 10	2	7	at Penn State	W	17-14	96,704
Oct. 17	1	—	TCU	W	45-10	42,915
Oct. 24	1	—	at Virginia Tech*	W	43-23	51,423
Oct. 31	1	—	West Virginia*	W	35-23	51,246
Nov. 14	1	—	Temple* (HC)	W	48-0	41,212
Nov. 21	1	8	at Syracuse*	W	16-10	49,857
Nov. 28	1	—	at San Diego State	W	63-17	52,108

Sugar Bowl (New Orleans, La.)

Jan. 1	1	2	Alabama	L	13-34	76,789
Total points/Attendance					369-161	731,330

1 — Miami's 400th victory

1993 9-3, 6-1 BIG EAST (2nd)

FIESTA BOWL

DATE	UM	OPP	OPPONENT	W/L	SCORE	ATT
Sept. 4	4	20	at Boston College*	W	23-7	33,298
Sept. 18	3	—	Virginia Tech*	W	21-2	55,723
Sept. 25	3	—	at Colorado	W	35-29	52,391
Oct. 2	3	—	Georgia Southern	W	30-7	43,147
Oct. 9	3	1	at Florida State	L	10-28	77,813
Oct. 23	6	23	Syracuse*	W	49-0	63,194
Oct. 30	4	—	Temple*	W	42-7	33,927
Nov. 6	4	—	at Pittsburgh*	W	35-7	32,064
Nov. 13	3	—	Rutgers* (HC)	W	31-17	52,561
Nov. 20	4	9	at West Virginia*	L	14-17	70,222
Nov. 27	9	—	Memphis	W	41-17	38,737

Fiesta Bowl (Tempe, Ariz.)

Jan. 1	10	16	vs. Arizona	L	0-29	72,260
Total points/Attendance					331-167	615,337

1994 10-2, 7-0 BIG EAST (1st)

ORANGE BOWL

DATE	UM	OPP	OPPONENT	W/L	SCORE	ATT
Sept. 3	6	—	Georgia Southern	W	56-0	54,058
Sept. 10	5	—	at Arizona State ¹	W	47-10	48,729
Sept. 24	6	17	Washington	L	20-38	62,663
Oct. 1	13	—	at Rutgers*	W	24-3	39,719
Oct. 8	13	3	Florida State	W	34-20	77,010
Oct. 22	7	—	at West Virginia*	W	38-6	63,760
Oct. 29	6	13	Virginia Tech*	W	24-3	57,618
Nov. 5	5	10	at Syracuse*	W	27-6	49,565
Nov. 12	5	—	Pittsburgh* (HC)	W	17-12	50,058
Nov. 19	5	—	at Temple*	W	38-14	11,873
Nov. 26	4	25	Boston College*	W	23-7	60,579

Orange Bowl (Miami, Fla.)

Jan. 1	4	1	vs. Nebraska	L	17-24	81,753
Total points/Attendance					365-143	657,385

1 — Miami's 700th game

BUTCH DAVIS 1995-2000

1995 8-3, 6-1 BIG EAST (1st)

DATE	UM	OPP	OPPONENT	W/L	SCORE	ATT
Sept. 2	12	—	at UCLA	L	8-31	60,091
Sept. 9	19	—	Florida A&M	W	49-3	57,721
Sept. 23	17	—	at Virginia Tech*	L	7-13	51,206
Oct. 7	—	1	at Florida State	L	17-41	80,350
Oct. 14	—	—	Rutgers*	W	56-21	19,747
Oct. 21	—	—	at Pittsburgh*	W	17-16	28,794
Oct. 28	—	—	Temple* (HC)	W	36-12	28,147
Nov. 4	—	—	Baylor	W	35-14	32,655
Nov. 11	—	—	at Boston College*	W	17-14	44,500
Nov. 18	25	—	West Virginia*	W	17-12	43,409
Nov. 25	25	22	Syracuse*	W	35-24	47,544
Total points/Attendance					294-201	494,164

1996 9-3, 6-1 BIG EAST (1st)

CARQUEST BOWL CHAMPIONS

DATE	UM	OPP	OPPONENT	W/L	SCORE	ATT
Aug. 31	11	—	at Memphis	W	30-7	32,096
Sept. 7	11	—	The Citadel	W	52-6	35,747
Sept. 12	10	—	at Rutgers*	W	33-0	29,379
Sept. 28	10	—	Pittsburgh*	W	45-0	32,747
Oct. 12	6	3	Florida State	L	16-34	75,913
Oct. 19	12	—	East Carolina	L	6-31	31,909
Oct. 26	25	12	at West Virginia*	W	10-7	66,948
Nov. 2	22	—	at Temple*	W	57-26	8,608
Nov. 16	18	21	Virginia Tech* (HC)	L	7-21	38,814
Nov. 23	25	—	Boston College*	W	43-26	34,540
Nov. 30	23	16	at Syracuse*	W	38-31	49,426

Carquest Bowl (Miami, Fla.)

Dec. 27	19	—	vs. Virginia	W	31-21	46,418
Total points/Attendance					368-210	487,545

1997 5-6, 3-4 BIG EAST (5th)

DATE	UM	OPP	OPPONENT	W/L	SCORE	ATT
Aug. 30	14	—	at Baylor	W	45-14	36,750
Sept. 13	13	24	Arizona State	L	12-23	42,219
Sept. 18	22	—	at Pittsburgh*	L	17-21	40,194
Sept. 27	—	—	West Virginia*	L	17-28	39,270
Oct. 4	—	4	at Florida State	L	0-47	80,165
Oct. 18	—	—	at Boston College*	W _{2OT}	45-44	40,006
Oct. 25	—	—	Temple	W	47-15	26,351
Nov. 1	—	—	Arkansas State	W	42-10	20,559
Nov. 8	—	20	at Virginia Tech*	L	25-27	53,177
Nov. 15	—	—	Rutgers* (HC)	W	51-23	19,949
Nov. 29	—	16	Syracuse*	L	13-33	25,147
Total points/Attendance					314-285	424,950



ALL-TIME RESULTS

1998 9-3, 5-2 BIG EAST (2nd)

MICRON PC BOWL CHAMPIONS

DATE	UM	OPP	OPPONENT	W/L	SCORE	ATT
Sept. 5	—	—	E. Tennessee State	W	66-17	36,617
Sept. 12	—	—	at Cincinnati	W	38-12	20,681
Sept. 19	—	—	Virginia Tech*	LOT	20-27	41,155
Oct. 3	—	—	at Rutgers*	W	53-17	21,419
Oct. 10	—	9	Florida State	L	14-26	63,617
Oct. 24	—	13	at West Virginia*	W	34-31	60,081
Oct. 31	25	—	Boston College* (HC)W			35-17
32,917						
Nov. 14	24	—	at Temple*	W	42-7	18,734
Nov. 19	22	—	Pittsburgh*	W	38-10	38,084
Nov. 28	19	21	at Syracuse*	L	13-66	49,521
Dec. 5	—	3	UCLA	W	49-45	46,819
Micron PC Bowl (Miami, Fla.)						
Dec. 29	24	—	N.C. State	W	46-23	44,387
Total points/Attendance					448-298	474,032

1999 9-4, 6-1 BIG EAST (2nd)

GATOR BOWL CHAMPIONS

DATE	UM	OPP	OPPONENT	W/L	SCORE	ATT
Aug. 29	12	9	vs. Ohio State ¹	W	23-12	73,037
Sept. 4	8	—	Florida A&M	W	57-3	54,147
Sept. 18	8	2	Penn State	L	23-27	74,427
Sept. 25	9	—	at East Carolina ²	L	23-27	45,900
Oct. 9	19	1	at Florida State	L	21-31	80,967
Oct. 16	23	—	at Boston College*	W	31-28	44,084
Oct. 30	23	—	West Virginia*	W	28-20	30,310
Nov. 6	22	—	at Pittsburgh*	W	33-3	38,710
Nov. 13	19	2	at Virginia Tech*	L	10-43	53,130
Nov. 20	—	—	Rutgers* (HC)	W	55-0	21,167
Nov. 27	—	—	Syracuse*	W	45-13	35,208
Dec. 4	23	—	Temple*	W	55-0	20,319
Gator Bowl (Jacksonville, Fla.)						
Jan. 1	23	15	vs. Georgia Tech	W	28-13	43,416
Total points/Attendance					404-207	495,885

¹ — Kickoff Classic (Meadowlands, N.J.)
² — Raleigh, N.C.

2000 11-1, 7-0 BIG EAST (1st)

SUGAR BOWL CHAMPIONS

DATE	UM	OPP	OPPONENT	W/L	SCORE	ATT
Aug. 31	6	—	McNeese State	W	61-14	48,411
Sept. 9	4	15	at Washington	L	29-34	74,157
Sept. 23	12	—	at West Virginia*	W	47-10	63,735
Sept. 30	10	—	at Rutgers*	W	64-6	23,782
Oct. 7	7	1	Florida State	W	27-24	80,905
Oct. 21	4	—	at Temple*	W	45-17	28,351
Oct. 28	4	—	Louisiana Tech	W	42-31	46,671
Nov. 4	3	2	Virginia Tech* (HC)	W	41-21	77,410
Nov. 11	2	—	Pittsburgh*	W	35-7	47,520
Nov. 18	2	—	at Syracuse*	W	26-0	49,327
Nov. 25	2	—	Boston College*	W	52-6	49,715
Sugar Bowl (New Orleans, La.)						
Jan. 2	2	7	vs. Florida	W	37-20	64,407
Total points/Attendance					506-190	654,337

LARRY COKER 2001-06

2001 12-0, 7-0 BIG EAST (1st)

NATIONAL CHAMPIONS

ROSE BOWL CHAMPIONS

DATE	UM	OPP	OPPONENT	W/L	SCORE	ATT
Sept. 1	2	—	at Penn State	W	33-7	109,313
Sept. 8	1	—	Rutgers*	W	61-0	39,804
Sept. 27	1	—	at Pittsburgh*	W	43-21	57,224
Oct. 6	1	—	Troy	W	38-7	36,617
Oct. 13	2	14	at Florida State	W	49-27	82,836
Oct. 25	1	—	West Virginia*	W	45-3	44,411
Nov. 3	1	—	Temple* (HC)	W	38-0	31,128
Nov. 10	1	—	at Boston College*	W	18-7	44,500
Nov. 17	1	14	Syracuse*	W	59-0	52,896
Nov. 24	1	12	Washington	W	65-7	78,114
Dec. 1	1	14	at Virginia Tech*	W	26-24	53,662

Rose Bowl (Pasadena, Calif.)						
Jan. 3	1	4	vs. Nebraska	W	37-14	93,781
Total points/Attendance					512-117	630,505

2002 12-1, 7-0 BIG EAST (1st)

FIESTA BOWL

DATE	UM	OPP	OPPONENT	W/L	SCORE	ATT
Aug. 31	1	—	Florida A&M	W	63-17	68,548
Sept. 7	1	6	at Florida	W	41-16	85,777
Sept. 14	1	—	at Temple	W	44-21	33,169
Sept. 21	1	—	Boston College*	W	38-6	73,622
Oct. 5	1	—	Connecticut	W	48-14	52,131
Oct. 12	1	9	Florida State* (HC)	W	28-27	81,927
Oct. 26	1	—	at West Virginia* ¹	W	40-23	56,817
Nov. 2	1	—	at Rutgers*	W	42-17	27,222
Nov. 9	2	—	at Tennessee	W	26-3	107,745
Nov. 21	1	17	Pittsburgh*	W	28-21	64,897
Nov. 30	1	—	at Syracuse*	W	49-7	45,679
Dec. 7	1	17	Virginia Tech*	W	56-45	76,108

Fiesta Bowl (Tempe, Ariz.)						
Jan. 3	1	2	vs. Ohio State	L ^{2OT}	24-31	77,502
Total points/Attendance					527-248	851,144

¹ — Miami's 800th game

2003 11-2, 6-1 BIG EAST (1st)

ORANGE BOWL CHAMPIONS

DATE	UM	OPP	OPPONENT	W/L	SCORE	ATT
Aug. 28	3	—	at Louisiana Tech ¹	W	48-9	43,279
Sept. 6	3	18	Florida	W	38-33	79,932
Sept. 13	2	—	East Carolina	W	38-3	65,825
Sept. 20	2	—	at Boston College*	W	33-14	44,500
Oct. 2	2	—	West Virginia ²	W	22-20	54,621
Oct. 11	2	5	at Florida State	W	22-14	84,336
Oct. 18	2	—	Temple*	W	52-14	49,144
Nov. 1	2	10	at Virginia Tech*	L	7-31	65,115
Nov. 8	6	18	Tennessee	L	6-10	69,722
Nov. 15	14	—	Syracuse* (HC)	W	17-10	48,130
Nov. 22	13	—	Rutgers*	W	34-10	39,572
Nov. 29	10	20	at Pittsburgh*	W	28-14	60,486

Orange Bowl (Miami, Fla.)						
Jan. 1	10	9	vs. Florida State	W	16-14	76,739c
Total points/Attendance					361-196	779,227

¹ — Shreveport, La.
² — Miami's 500th victory



ALL-TIME RESULTS

2004

9-3, 5-3 ACC (t3rd)

PEACH BOWL CHAMPIONS

DATE	UM	OPP	OPPONENT	W/L	SCORE	ATT
Sept. 10	5	4	Florida State*	W _{OT}	16-10	78,622
Sept. 18	4	—	Louisiana Tech	W	48-0	53,721
Sept. 23	4	—	at Houston	W	38-13	36,698
Oct. 2	4	—	at Georgia Tech*	W	27-3	55,000
Oct. 14	3	18	Louisville	W	41-38	63,715
Oct. 23	4	—	at NC State*	W	45-31	55,600
Oct. 30	4	—	at North Carolina*	L	28-31	58,000
Nov. 6	11	—	Clemson* (HC)	L _{OT}	17-24	55,225
Nov. 13	18	12	at Virginia*	W	31-21	63,701
Nov. 20	12	—	Wake Forest*	W	52-7	41,315
Dec. 4	9	11	Virginia Tech*	L	10-16	62,205
Peach Bowl (Atlanta, Ga.)						
Dec. 31	14	18	vs. Florida	W	27-10	69,322
Total points/Attendance					380-204	693,324

2005

9-3, 6-2 ACC (2nd, Coastal)

PEACH BOWL

DATE	UM	OPP	OPPONENT	W/L	SCORE	ATT
Sept. 5	9	14	at Florida State*	L	7-10	84,347
Sept. 17	13	20	at Clemson*	W _{3OT}	36-30	79,000
Sept. 24	12	—	Colorado	W	23-3	51,228
Oct. 1	9	—	USF	W	27-7	58,308
Oct. 8	9	—	Duke*	W	52-7	40,315
Oct. 15	7	—	at Temple	W	34-3	23,129
Oct. 29	6	—	North Carolina* (HC)W	W	34-16	30,618
Nov. 5	5	3	at Virginia Tech*	W	27-7	65,115
Nov. 12	3	—	at Wake Forest*	W	47-17	27,106
Nov. 19	3	—	Georgia Tech*	L	10-14	53,764
Nov. 26	10	—	Virginia*	W	25-17	37,629
Peach Bowl (Atlanta, Ga.)						
Dec. 30	9	10	vs. LSU	L	3-40	65,620
Total points/Attendance					356-234	550,559

2006

7-6, 3-5 ACC (4th, Coastal)

MPC COMPUTERS BOWL CHAMPIONS

DATE	UM	OPP	OPPONENT	W/L	SCORE	ATT
Sept. 4	11	11	Florida State*	L	10-13	71,481
Sept. 9	16	—	Florida A&M	W	51-10	40,208
Sept. 16	15	12	at Louisville	L	7-31	42,704
Sept. 30	—	—	Houston	W	14-13	36,107
Oct. 7	—	—	North Carolina*	W	27-7	29,261
Oct. 14	—	—	FIU	W	35-0	51,130
Oct. 21	—	—	at Duke*	W	20-15	16,291
Oct. 28	—	21	at Georgia Tech*	L	23-30	55,230
Nov. 4	—	24	Virginia Tech* (HC)	L	10-17	41,504
Nov. 11	—	24	at Maryland*	L	13-14	50,721
Nov. 18	—	—	at Virginia*	L	7-17	54,522
Nov. 23	—	18	Boston College*	W	17-14	23,308
MPC Computers Bowl (Boise, Idaho)						
Dec. 31	—	—	vs. Nevada	W	21-20	28,652
Total points/Attendance					255-201	512,467

RANDY SHANNON

2007-10

2007

5-7, 2-6 ACC (4th, Coastal)

DATE	UM	OPP	OPPONENT	W/L	SCORE	ATT
Sept. 1	—	—	Marshall	W	31-3	39,830
Sept. 8	—	6	at Oklahoma	L	13-51	85,357
Sept. 15	—	—	FIU	W	23-9	40,915
Sept. 20	—	16	Texas A&M	W	34-17	44,622
Sept. 29	—	—	Duke*	W	24-14	30,614
Oct. 6	—	—	at North Carolina*	L	27-33	59,000
Oct. 13	—	—	Georgia Tech*	L	14-17	52,416
Oct. 20	—	—	at Florida State*	W	37-29	82,728
Nov. 3	—	—	NC State* (HC)	L _{OT}	16-19	34,621
Nov. 10	—	19	Virginia*	L	0-48	62,106
Nov. 17	—	10	at Virginia Tech*	L	14-44	66,233
Nov. 24	—	—	at Boston College*	L	14-28	44,500
Total points/Attendance					285-274	642,942

2008

7-6, 4-4 ACC (t3rd, Coastal)

EMERALD BOWL

DATE	UM	OPP	OPPONENT	W/L	SCORE	ATT
Aug. 28	—	—	Charleston Southern	W	—	52-7
48,119						
Sept. 6	—	5	at Florida	L	3-26	90,833
Sept. 20	—	—	at Texas A&M	W	41-23	84,165
Sept. 27	—	—	North Carolina*	L	24-28	35,830
Oct. 4	—	—	Florida State*	L	39-41	65,786
Oct. 11	—	—	UCF	W	20-14	40,011
Oct. 18	—	—	at Duke*	W	49-31	32,011
Oct. 25	—	—	Wake Forest* (HC)	W	16-10	41,208
Nov. 1	—	—	at Virginia*	W	24-17	53,308
Nov. 13	—	—	Virginia Tech*	W	16-14	46,838
Nov. 20	—	—	at Georgia Tech*	L	23-41	49,335
Nov. 29	—	—	at NC State*	L	28-38	56,329
Emerald Bowl (San Francisco, Calif.)						
Dec. 27	—	—	California	L	17-24	42,268
Total points/Attendance					352-314	686,041

2009

9-4, 5-3 ACC (3rd, Coastal)

CHAMPS SPORTS BOWL

DATE	UM	OPP	OPPONENT	W/L	SCORE	ATT
Sept. 7	—	18	at Florida State*	W	38-34	81,077
Sept. 17	20	14	Georgia Tech*	W	33-17	45,329
Sept. 26	9	11	at Virginia Tech*	L	7-31	66,233
Oct. 3	17	8	Oklahoma	W	21-20	61,790
Oct. 10	11	—	Florida A&M	W	48-16	47,859
Oct. 17	9	—	at UCF	W	27-7	48,453
Oct. 24	8	—	Clemson*	L _{OT}	37-40	43,778
Oct. 31	18	—	at Wake Forest*	W	28-27	30,011
Nov. 7	16	—	Virginia* (HC)	W	52-17	48,350
Nov. 14	12	—	at North Carolina*	L	24-33	57,500
Nov. 21	20	—	Duke*	W	34-16	38,200
Nov. 28	19	—	at USF	W	31-10	66,469
Champs Sports Bowl (Orlando, Fla.)						
Dec. 29	15	25	vs. Wisconsin	L	14-20	56,747
Total points/Attendance					394-288	635,049



ALL-TIME RESULTS

2010 7-6, 5-3 ACC (2nd, Coastal)

HYUNDAI SUN BOWL

DATE	UM	OPP	OPPONENT	W/L	SCORE	ATT
Sept. 2	13	—	Florida A&M	W	45-0	53,674
Sept. 11	12	2	at Ohio State	L	24-36	105,454
Sept. 23	19	—	at Pittsburgh	W	31-3	58,115
Oct. 2	16	—	at Clemson*	W	30-21	81,500
Oct. 9	13	23	Florida State*	L	17-45	75,115
Oct. 16	—	—	at Duke*	W	28-13	25,911
Oct. 23	25	—	North Carolina*	W	33-10	43,584
Oct. 30	22	—	at Virginia*	L	19-24	39,528
Nov. 6	—	—	Maryland* (HC)	W	26-20	55,434
Nov. 13	—	—	at Georgia Tech*	W	35-10	47,425
Nov. 20	24	14	Virginia Tech*	L	17-31	40,101
Nov. 27	—	—	USF	L	20-23	41,148

Hyundai Sun Bowl (El Paso, Texas)

Dec. 31	—	—	vs. Notre Dame ¹	L	17-33	54,021
Total points/Attendance					342-269	721,010

¹ — Interim Head Coach Jeff Stoutland

2013 9-4, 5-3 ACC (2nd, Coastal)

RUSSELL ATHLETIC BOWL

DATE	UM	OPP	OPPONENT	W/L	SCORE	ATT
Aug. 30	—	—	FAU	W	34-6	50,151
Sept. 7	—	12	Florida	W	21-16	76,968
Sept. 21	16	—	Savannah State	W	77-7	42,571
Sept. 28	15	—	at USF	W	49-21	47,562
Oct. 5	14	—	Georgia Tech*	W	45-30	47,008
Oct. 17	10	—	at North Carolina*	W	27-23	56,000
Oct. 26	7	—	Wake Forest*	W	24-21	66,160
Nov. 2	7	3	at Florida State*	L	14-41	84,409
Nov. 9	11	—	Virginia Tech*	L	24-42	49,267
Nov. 16	23	—	at Duke*	L	30-48	30,044
Nov. 23	—	—	Virginia*	W	45-26	44,732
Nov. 29	—	—	at Pittsburgh*	W	41-31	40,003

Russell Athletic Bowl (Orlando, Fla.)

Dec. 28	—	18	vs. Louisville	L	9-36	51,098
Total points/Attendance					440-348	685,973

AL GOLDEN 2011-15

2011 6-6, 3-5 ACC (5th, Coastal)

DATE	UM	OPP	OPPONENT	W/L	SCORE	ATT
Sept. 5	—	—	at Maryland*	L	24-32	52,875
Sept. 17	—	17	Ohio State	W	24-6	66,279
Sept. 24	—	—	Kansas State	L	24-28	43,786
Oct. 1	—	—	Bethune-Cookman ¹	W	45-14	40,387
Oct. 8	—	21	at Virginia Tech*	L	35-38	66,233
Oct. 15	—	—	at North Carolina*	W	30-24	60,000
Oct. 22	—	22	Georgia Tech*	W	24-7	43,716
Oct. 27	—	—	Virginia*	L	21-28	40,403
Nov. 5	—	—	Duke* (HC)	W	49-14	62,053
Nov. 12	—	—	at Florida State*	L	19-23	82,322
Nov. 19	—	—	at USF	W	6-3	57,572
Nov. 25	—	—	Boston College*	L	17-24	43,952

Total points/Attendance 325-234 659,578

¹ — Miami's 900th game

2014 6-7, 3-5 ACC (15th, Coastal)

DUCK COMMANDER INDEPENDENCE BOWL

DATE	UM	OPP	OPPONENT	W/L	SCORE	ATT
Sept. 1	RV	RV	at Louisville*	L	13-31	55,428
Sept. 6	—	—	Florida A&M	W	41-7	48,254
Sept. 13	—	—	Arkansas State	W	20-41	41,519
Sept. 20	—	22	at Nebraska	L	31-41	91,585
Sept. 27	—	23	Duke*	W	22-10	44,559
Oct. 4	—	—	at Georgia Tech*	L	17-28	52,221
Oct. 11	—	—	Cincinnati	W	55-34	43,953
Oct. 23	—	—	at Virginia Tech*	W	30-6	64,007
Nov. 1	—	—	North Carolina*	W	47-20	51,702
Nov. 15	RV	2	Florida State*	L	26-30	76,530
Nov. 22	—	—	at Virginia*	L	13-30	39,112
Nov. 29	—	—	Pittsburgh*	L	23-35	61,106

Russell Athletic Bowl (Shreveport, La.)

Dec. 28	—	—	vs. South Carolina	L	21-24	38,242
Total points/Attendance					380-316	706,218

2012 7-5, 5-3 ACC (1st, Coastal)

DATE	UM	OPP	OPPONENT	W/L	SCORE	ATT
Sept. 1	—	—	at Boston College*	W	41-32	39,262
Sept. 8	—	21	at Kansas State	L	15-52	48,843
Sept. 15	—	—	Bethune-Cookman	W	38-10	39,435
Sept. 22	—	—	at Georgia Tech*	W ^{OT}	42-36	50,390
Sept. 29	—	—	NC State*	W	44-37	38,510
Oct. 6	—	9	vs. Notre Dame	L	3-41	62,871
Oct. 13	—	—	North Carolina*	L	14-18	58,954
Oct. 20	—	12	Florida State*	L	20-33	73,328
Nov. 1	—	—	Virginia Tech*	W	30-12	37,219
Nov. 10	—	—	at Virginia*	L	40-41	45,870
Nov. 17	—	—	USF	W	40-9	38,869
Nov. 24	—	—	at Duke*	W	52-45	26,895

Total points/Attendance 377-366 560,446

2015 8-5, 5-3 ACC (3rd, Coastal)

HYUNDAI SUN BOWL

DATE	UM	OPP	OPPONENT	W/L	SCORE	ATT
Sept. 5	RV	—	Bethune-Cookman	W	45-0	43,467
Sept. 11	RV	—	at FAU	W	44-20	30,321
Sept. 19	RV	RV	Nebraska	W ^{OT}	36-33	53,580
Oct. 1	RV	—	at Cincinnati	L	23-34	40,101
Oct. 10	—	8	at Florida State*	L	24-29	82,329
Oct. 17	—	—	Virginia Tech*	W	30-20	50,787
Oct. 24	—	6	Clemson*	L	0-58	45,211
Oct. 31	—	22	at Duke ^{1A}	W	30-27	30,143
Nov. 7	—	—	Virginia ^{1A}	W	27-21	40,963
Nov. 14	—	17	at North Carolina ^{1A}	L	21-59	61,000
Nov. 21	—	—	Georgia Tech ^{1A}	W	38-21	51,355
Nov. 27	—	—	at Pittsburgh ^{1A}	W	29-24	40,126

Hyundai Sun Bowl (El Paso, Texas)

Dec. 26	—	—	vs. Washington State ¹	L	14-20	41,180
---------	---	---	-----------------------------------	---	-------	--------

Total points/Attendance 361-366 569,383

^{1A} — Interim Head Coach Larry Scott



ALL-TIME RESULTS

MARK RICHT

2016 - PRESENT

2016 9-4, 5-3 ACC (12nd, Coastal)

RUSSELL ATHLETIC BOWL CHAMPIONS

DATE	UM	OPP	OPPONENT	W/L	SCORE	ATT
Sept. 3	RV	—	Florida A&M	W	70-0	60,703
Sept. 10	25	—	FAU	W	38-10	57,123
Sept. 17	25	—	at Appalachian State	W	45-10	34,658
Oct. 1	14	—	at Georgia Tech*	W	35-21	53,047
Oct. 8	10	21	Florida State*	L	19-20	65,685
Oct. 15	16	RV	North Carolina*	L	13-20	58,731
Oct. 20	—	—	at Virginia Tech*	L	16-37	63,507
Oct. 29	—	—	at Notre Dame	L	30-27	80,795
Nov. 5	—	—	Pittsburgh*	W	51-28	51,796
Nov. 12	—	—	at Virginia*	W	34-14	39,867
Nov. 19	—	—	at NC State*	W	27-13	56,263
Nov. 26	—	—	Duke*	W	40-21	57,396

Russell Athletic Bowl (Orlando, Fla.)

Dec. 28	—	12	vs. West Virginia	W	31-14	48,625
Total points/Attendance					446-241	679,571

2017 10-3, 7-1 ACC (1st, Coastal)

CAPITAL ONE ORANGE BOWL

DATE	UM	OPP	OPPONENT	W/L	SCORE	ATT
Sept. 2	18	—	Bethune-Cookman	W	41-13	50,454
Sept. 23	14	—	Toledo	W	52-30	49,361
Sept. 29	13	—	at Duke*	W	31-6	36,314
Oct. 7	12	—	at Florida State*	W	24-20	78,169
Oct. 14	10	—	Georgia Tech*	W	25-24	55,799
Oct. 21	8	—	Syracuse*	W	27-19	56,158
Oct. 28	8	—	at North Carolina*	W	24-19	45,000
Nov. 4	6	13	Virginia Tech*	W	28-10	63,932
Nov. 11	6	3	Notre Dame	W	41-8	65,303
Nov. 18	2	—	Virginia*	W	44-28	63,415
Nov. 24	2	—	at Pittsburgh*	L	14-24	35,978
Dec. 2	7	1	Clemson%	L	3-38	74,372

Capital One Orange Bowl (Miami Gardens, Fla.)

Dec. 28	10	6	vs. Wisconsin	L	24-34	65,032
Total points/Attendance					378-273	739,287

HISTORY



SERIES RESULTS

AIR FORCE

MIAMI LEADS, 2-0

YEAR	UM	OPP	SITE	W/L	SCORE
1960	—	—	Miami	W	23-14
1962	—	—	Colorado Springs, Colo.	W	21-3

Miami: Miami leads, 1-0

Colorado Springs: Miami leads, 1-0

APPALACHIAN STATE

MIAMI LEADS, 1-0

YEAR	UM	OPP	SITE	W/L	SCORE
2016	—	18	Boone, N.C.	W	45-10

Boone: Miami leads, 1-0

ALABAMA

ALABAMA LEADS, 14-3

YEAR	UM	OPP	SITE	W/L	SCORE
1941	—	18	Miami	L	7-21
1947	—	6	Miami	L	6-21
1952	—	—	Miami	L	7-21
1954	16	—	Miami (HC)	W	23-7
1955	—	—	Miami	W	34-12
1962	—	3	Tuscaloosa, Ala.	L	3-36
1963	—	9	Miami (HC)	L	12-17
1968	—	16	Miami (HC)	L	6-14
1969	—	—	Tuscaloosa, Ala.	L	6-42
1970	—	—	Miami (HC)	L	8-32
1971	—	4	Tuscaloosa, Ala.	L	3-31
1973	—	2	Tuscaloosa, Ala.	L	13-43
1974	—	2	Miami	L	7-28
1977	—	2	Tuscaloosa, Ala.	L	0-36
1979	—	1	Tuscaloosa, Ala.	L	0-30
1990	2	7	New Orleans	W	33-25
1993	1	2	New Orleans	L	13-34

Miami: Alabama leads, 7-2

Tuscaloosa: Alabama leads, 6-0

Neutral Sites: Tied, 1-1

ARIZONA

MIAMI LEADS, 2-1

YEAR	UM	OPP	SITE	W/L	SCORE
1991	2	—	Tucson, Ariz.	W	36-9
1992	1	—	Miami	W	8-7
1994	10	16	Tempe, Ariz. (Fiesta)	L	0-29

Miami: Miami leads, 1-0

Tucson: Miami leads 1-0

Neutral Sites: Arizona leads, 1-0

ARIZONA STATE

TIED 1-1

YEAR	UM	OPP	SITE	W/L	SCORE
1994	5	—	Tempe, Ariz.	W	47-10
1997	13	24	Tempe, Ariz.	L	12-13

Tempe: Tied, 1-1

ARKANSAS

MIAMI LEADS, 3-0

YEAR	UM	OPP	SITE	W/L	SCORE
1987	5	10	Fayetteville	W	51-7
1988	3	8	Miami	W	18-16
1991	3	—	Fayetteville	W	31-3

Miami: Miami leads, 1-0

Fayetteville: Miami leads, 2-0

ARKANSAS STATE

MIAMI LEADS, 2-0

YEAR	UM	OPP	SITE	W/L	SCORE
1997	—	—	Miami	W	42-10
2014	—	—	Miami Gardens	W	41-20

Miami: Miami leads, 2-0

ARMY

MIAMI LEADS, 3-0

YEAR	UM	OPP	SITE	W/L	SCORE
1971	—	—	Miami (HC)	W	24-13
1972	—	—	West Point, N.Y.	W	28-7
1973	—	—	West Point, N.Y.	W	19-7

Miami: Miami leads, 1-0

West Point: Miami leads, 2-0

AUBURN

AUBURN LEADS, 7-4

YEAR	UM	OPP	SITE	W/L	SCORE
1944	—	—	Miami	L	19-38
1945	—	—	Miami	W	33-7
1953	—	—	Miami	L	20-29
1954	6	—	Auburn, Ala.	L	13-14
1959	—	7	Miami	L	6-21
1960	—	17	Auburn, Ala.	L	7-20
1967	—	—	Miami	W	7-0
1968	9	—	Auburn, Ala.	L	6-31
1974	16	11	Miami	L	0-3
1978	—	19	Auburn, Ala.	W	17-15
1984	10	1	Tampa, Fla.	W	20-18

Miami: Auburn leads, 4-2

Auburn: Auburn leads, 3-1

Neutral Site: Miami leads, 1-0



SERIES RESULTS

BAYLOR

MIAMI LEADS, 6-3

YEAR	UM	OPP	SITE	W/L	SCORE
1947	—	—	Miami	L	7-18
1953	—	10	Miami	L	13-21
1954	—	11	Miami	W	19-13
1957	—	11	Miami	W	13-7
1958	—	—	Waco, Texas	W	14-8
1971	—	—	Miami	W	41-15
1972	—	—	Waco, Texas	L	3-10
1995	—	—	Miami	W	35-14
1997	14	—	Waco, Texas	W	45-14

Miami: Miami leads, 4-2

Waco, Texas: Miami leads, 2-1

BETHUNE-COOKMAN

MIAMI LEADS, 4-0

YEAR	UM	OPP	SITE	W/L	SCORE
2011	—	—	Miami Gardens	W	45-14
2012	—	—	Miami Gardens	W	38-10
2015	—	—	Miami Gardens	W	45-0
2017	18	—	Miami Gardens	W	41-13

Miami: Miami leads, 4-0

BOSTON COLLEGE

MIAMI LEADS, 24-5

YEAR	UM	OPP	SITE	W/L	SCORE
1955	—	—	Miami	W	14-7
1956	13	—	Miami	W	27-6
1958	—	—	Chestnut Hill, Mass.	L	2-6
1960	—	—	Miami	W	10-7
1964	—	—	Miami	W	30-6
1965	—	—	Miami	W	27-6
1973	16	—	Miami	W	15-10
1975	—	—	Chestnut Hill, Mass.	L	7-21
1976	—	—	Miami (HC)	W	13-6
1979	—	—	Miami (HC)	W	19-8
1984	12	—	Miami	L	45-47
1985	—	—	Chestnut Hill, Mass.	W	45-10
1990	3	—	Miami	W	42-12
1991	1	—	Chestnut Hill, Mass.	W	19-14
1993	4	20	Chestnut Hill, Mass.	W	23-7
1994	4	25	Miami	W	23-7
1995	—	—	Chestnut Hill, Mass.	W	17-14
1996	25	—	Miami	W	43-26
1997	—	—	Chestnut Hill, Mass.	W2OT	45-44
1998	25	—	Miami	W	35-17
1999	23	—	Chestnut Hill, Mass.	W	31-28
2000	2	—	Miami	W	52-6
2001	1	—	Chestnut Hill, Mass.	W	18-7
2002	1	—	Miami	W	38-6
2003	2	—	Miami	W	33-14
2006	—	18	Miami	W	17-14
2007	—	—	Chestnut Hill, Mass.	L	14-28
2011	—	—	Miami Gardens	L	17-24

HISTORY

YEAR	UM	OPP	SITE	W/L	SCORE
2012	—	—	Chestnut Hill, Mass.	W	41-32

Miami: Miami leads, 16-2

Chestnut Hill: Miami leads, 8-3

BOSTON UNIVERSITY

MIAMI LEADS, 2-1-1

YEAR	UM	OPP	SITE	W/L	SCORE
1935	—	—	Miami (HC)	W	17-0
1936	—	—	Boston	T	7-7
1950	14	—	Miami	W	34-7
1952	—	—	Boston	L	7-9

Miami: Miami leads, 2-0

Boston: Boston leads, 1-0-1

BYU

TIED, 1-1

YEAR	UM	OPP	SITE	W/L	SCORE
1988	2	—	Miami	W	41-17
1990	1	16	Provo, Utah	L	21-28

Miami: Miami leads, 1-0

Provo: BYU leads, 1-0

BUCKNELL

MIAMI LEADS, 3-1-1

YEAR	UM	OPP	SITE	W/L	SCORE
1935	—	—	Miami (Orange Bowl)	L	0-26
1936	—	—	Lewisburg, Pa.	W	6-0
1937	—	—	Lewisburg, Pa.	T	6-6
1938	—	—	Miami (HC)	W	19-0
1955	20	—	Miami	W	46-0

Miami: Miami leads, 2-0

Lewisburg: Miami leads, 1-0-1

Neutral Site: Bucknell leads, 1-0

CALIFORNIA

TIED, 2-2

YEAR	UM	OPP	SITE	W/L	SCORE
1964	—	—	Miami	L	7-9
1989	3	—	Miami	W	31-3
1990	10	—	Berkeley, Calif.	W	52-24
2008	—	—	San Francisco	L	17-24

Miami: Tied, 1-1

Berkeley: Miami leads, 1-0

Neutral Site: Cal leads, 1-0



SERIES RESULTS

CHARLESTON SOUTHERN

MIAMI LEADS, 1-0

YEAR	UM	OPP	SITE	W/L	SCORE
2008	—	—	Miami	W	52-7

Miami: Miami leads, 1-0

CHATTANOOGA

MIAMI LEADS, 4-0

YEAR	UM	OPP	SITE	W/L	SCORE
1945	—	—	Chattanooga, Tenn.	W	27-7
1946	—	—	Miami	W	33-13
1948	—	—	Miami	W	19-0
1951	—	—	Miami	W	34-7

Miami: Miami leads, 3-0

Chattanooga: Miami leads, 1-0

CINCINNATI

MIAMI LEADS, 11-2

YEAR	UM	OPP	SITE	W/L	SCORE
1947	—	—	Cincinnati	L	7-20
1948	—	—	Miami	W	36-6
1982	—	—	Miami	W	19-13
1983	8	—	Cincinnati	W	37-7
1984	10	—	Cincinnati	W	49-25
1985	—	—	Miami	W	38-0
1986	1	—	Cincinnati	W	45-13
1987	3	—	Cincinnati	W	48-10
1988	4	—	Miami	W	57-3
1989	2	—	Miami	W	56-0
1998	—	—	Cincinnati	W	38-12
2014	—	—	Miami Gardens	W	55-34
2015	RV	—	Cincinnati	L	23-34

Miami: Miami leads, 6-0

Cincinnati: Miami leads, 5-2

THE CITADEL

MIAMI LEADS, 2-0

YEAR	UM	OPP	SITE	W/L	SCORE
1950	—	—	Miami	W	21-0
1996	11	—	Miami	W	52-6

Miami: Miami leads, 2-0

CLEMSON

MIAMI LEADS, 6-5

YEAR	UM	OPP	SITE	W/L	SCORE
1945	—	—	Miami	W	7-6
1951	—	19	Miami (Orange)	L	14-15
1952	—	—	Jacksonville, Fla.	W	14-0
1953	—	—	Miami	W	39-7

YEAR	UM	OPP	SITE	W/L	SCORE
1956	8	13	Miami	W	21-0
2004	11	—	Miami	LOT	17-24
2005	13	20	Clemson, S.C.	W	36-30
2009	8	—	Miami Gardens	LOT	37-40
2010	16	—	Clemson, S.C.	W	30-21
2015	—	6	Miami Gardens	L	0-58
2017	7	1	Charlotte, N.C.	L	3-38

Miami: Series tied, 3-3

Clemson: Miami leads, 2-0

Neutral Site: Clemson leads, 2-1

COLORADO

COLORADO LEADS, 5-3

YEAR	UM	OPP	SITE	W/L	SCORE
1961	—	—	Miami	L	7-9
1966	—	—	Boulder, Colo.	W	24-3
1967	—	—	Houston	L	21-31
1975	—	13	Miami	L	10-23
1976	—	—	Boulder, Colo.	L	3-33
1978	—	—	Boulder, Colo.	L	7-17
1993	3	—	Boulder, Colo.	W	35-29
2005	12	—	Miami	W	23-3

Miami: Colorado leads, 2-1

Boulder: Tied, 2-2

Neutral Site: Colorado leads, 1-0

COLORADO STATE

MIAMI LEADS, 1-0

YEAR	UM	OPP	SITE	W/L	SCORE
1985	4	—	Miami (HC)	W	24-3

Miami: Miami leads, 1-0

CONNECTICUT

MIAMI LEADS, 1-0

YEAR	UM	OPP	SITE	W/L	SCORE
2002	1	—	Miami	W	48-14

Miami: Miami leads, 1-0

DETROIT

MIAMI LEADS, 4-0

YEAR	UM	OPP	SITE	W/L	SCORE
1947	—	—	Miami	W	21-7
1948	—	—	Detroit	W	6-0
1949	—	—	Miami	W	27-6
1964	—	—	Detroit	W	10-7

Miami: Miami leads, 2-0

Detroit: Miami leads, 2-0



SERIES RESULTS

DRAKE

DRAKE LEADS, 2-1

YEAR	UM	OPP	SITE	W/L	SCORE
1937	—	—	Miami (HC)	L	0-7
1938	—	—	Des Moines, Iowa	L	6-18
1939	—	—	Miami	W	33-6

Miami: Tied, 1-1

Des Moines: Drake leads, 1-0

DUKE

MIAMI LEADS, 13-2

YEAR	UM	OPP	SITE	W/L	SCORE
1976	—	—	Miami	L	7-20
1983	15	—	Durham, N.C.	W	56-17
2005	9	—	Miami	W	52-7
2006	—	—	Durham, N.C.	W	20-15
2007	—	—	Miami	W	24-14
2008	—	—	Durham, N.C.	W	49-31
2009	20	—	Miami	W	34-16
2010	—	—	Durham, N.C.	W	28-13
2011	—	—	Miami (HC)	W	49-14
2012	—	—	Durham, N.C.	W	52-45
2013	23	—	Durham, N.C.	L	30-48
2014	—	23	Miami Gardens	W	22-10
2015	—	18	Durham, N.C.	W	30-27
2016	—	—	Miami Gardens	W	40-21
2017	13	—	Durham, N.C.	W	31-6

Miami: Miami leads, 6-1

Durham: Miami leads, 7-1

DUQUESNE

TIED, 1-1

YEAR	UM	OPP	SITE	W/L	SCORE
1934	—	—	Miami	L	7-33
1938	—	—	Miami	W	21-7

Miami: Tied, 1-1

EAST CAROLINA

MIAMI LEADS, 9-2

YEAR	UM	OPP	SITE	W/L	SCORE
1980	—	—	Miami (HC)	W	23-10
1981	—	—	Greenville, N.C.	W	31-6
1983	5	—	Miami	W	12-7
1985	—	—	Greenville, N.C.	W	27-15
1986	1	—	Miami	W	36-10
1987	3	—	Greenville, N.C.	W	41-3
1988	4	—	Greenville, N.C.	W	31-7
1989	7	—	Miami	W	40-10
1996	12	—	Miami	L	6-31
1999	9	—	Miami	L	23-27
2003	2	—	Miami	W	38-3

Miami: Miami leads, 5-2

Greenville: Miami leads, 4-0

EAST TENNESSEE STATE

MIAMI LEADS, 1-0

YEAR	UM	OPP	SITE	W/L	SCORE
1998	—	—	Miami	W	66-17

Miami: Miami leads, 1-0

ELON

MIAMI LEADS, 2-1

YEAR	UM	OPP	SITE	W/L	SCORE
1928	—	—	Miami	L	18-21
1940	—	—	Miami	W	31-7
1941	—	—	Miami	W	38-0

Miami: Miami leads, 2-1

FLORIDA

MIAMI LEADS, 29-26

YEAR	UM	OPP	SITE	W/L	SCORE
1938	—	—	Gainesville, Fla.	W	19-7
1939	—	—	Miami (HC)	L	0-13
1940	—	—	Miami	L	6-46
1941	—	—	Miami (HC)	L	0-14
1942	—	—	Miami	W	12-0
1944	—	—	Miami (HC)	L	0-13
1945	—	—	Miami	W	7-6
1946	—	—	Gainesville, Fla.	W	20-13
1947	—	—	Miami (HC)	L	6-7
1948	—	—	Gainesville, Fla.	L	13-27
1949	—	—	Miami (HC)	W	28-13
1950	17	—	Gainesville, Fla.	W	20-14
1951	—	—	Miami (HC)	W	21-6
1952	—	—	Gainesville, Fla.	L	6-43
1953	—	—	Miami (HC)	W	14-10
1954	11	—	Gainesville, Fla.	W	14-0
1955	14	—	Miami	W	7-6
1956	6	18	Gainesville, Fla.	W	20-7
1957	—	20	Miami	L	0-14
1958	—	14	Jacksonville, Fla.	L	9-12
1959	12	—	Jacksonville, Fla.	L	14-23
1960	—	19	Miami	L	0-18
1961	—	—	Gainesville, Fla.	W	15-6
1962	—	—	Miami	W	17-15
1963	—	—	Miami	L	21-27
1964	—	—	Gainesville, Fla.	L	10-12
1965	—	10	Miami (HC)	W	16-13
1966	—	9	Gainesville, Fla.	W	21-16
=1967	—	—	Miami	W	20-13
1968	—	—	Gainesville, Fla.	L	10-14
1969	—	17	Miami	L	16-35
1970	—	—	Gainesville, Fla.	W	14-13
1971	—	—	Miami	L	16-45
1972	—	—	Gainesville, Fla.	L	6-17



SERIES RESULTS

YEAR	UM OPP	SITE	W/L	SCORE
1973	— —	Miami	L	7-14
1974	— —	Gainesville, Fla.	L	7-31
1975	— 13	Miami	L	11-15
1976	— —	Orlando, Fla.	L	10-19
1977	— —	Miami	L	14-31
1978	— —	Gainesville, Fla.	W	22-21
1979	— —	Miami	W	30-24
1980	— 18	Gainesville, Fla.	W	31-7
1981	— 17	Miami	W	21-20
1982	15 16	Gainesville, Fla.	L	14-17
1983	— —	Gainesville, Fla.	L	3-28
1984	16 17	Tampa, Fla.	W	32-20
1985	— 5	Miami	L	23-35
1986	3 13	Gainesville, Fla.	W	23-15
1987	10 20	Miami	W	31-4
2000	2 7	New Orleans	W	37-20
2002	1 6	Gainesville, Fla.	W	41-16
2003	3 18	Miami	W	38-33
2004	14 18	Atlanta	W	27-10
2008	— 5	Gainesville, Fla.	L	3-26
2013	— 12	Miami Gardens	W	21-16

Miami: Tied, 14-14
Gainesville: Miami leads, 12-9
Neutral Site: Tied, 3-3

FLORIDA A&M

MIAMI LEADS, 10-1

YEAR	UM OPP	SITE	W/L	SCORE
1979	— —	Tallahassee	L	13-16
1980	— —	Miami	W	49-0
1992	1 —	Miami	W	38-0
1995	19 —	Miami	W	49-3
1999	8 —	Miami	W	57-3
2002	1 —	Miami	W	63-17
2006	16 —	Miami	W	51-10
2009	11 —	Miami	W	48-16
2010	13 —	Miami	W	45-0
2014	— —	Miami Gardens	W	41-7
2016	RV —	Miami Gardens	W	70-3

Miami: Miami leads, 10-0
Tallahassee: Florida A&M leads, 1-0

FLORIDA ATLANTIC

MIAMI LEADS, 3-0

YEAR	UM OPP	SITE	W/L	SCORE
2013	— —	Miami Gardens	W	34-6
2015	— —	Boca Raton	W	44-20
2016	25 —	Miami Gardens	W	38-10

Miami: Miami leads, 2-0
Boca Raton: Miami leads, 1-0

FLORIDA INTERNATIONAL

MIAMI LEADS, 2-0

YEAR	UM OPP	SITE	W/L	SCORE
2006	— —	Miami	W	35-0
2007	— —	Miami	W	23-9

Miami: Miami leads, 2-0

FLORIDA STATE

MIAMI LEADS, 32-30

YEAR	UM OPP	SITE	W/L	SCORE
1951	— —	Miami	W	35-13
1953	— —	Miami	W	27-0
1955	— —	Miami	W	34-0
1956	9 —	Miami	W	20-7
1957	— —	Tallahassee	W	40-13
1958	— —	Miami	L	6-17
1959	— —	Tallahassee	W	7-6
1960	— —	Miami	W	25-7
1962	9 —	Miami	W	7-6
1963	— —	Miami	L	0-24
1964	— —	Miami	L	0-14
1966	— —	Miami	L	20-23
1969	— —	Miami	L	14-16
1970	— —	Miami	L	3-27
1971	— —	Miami	L	17-20
1972	— 20	Miami	L	14-37
1973	18 —	Tallahassee	W	14-10
1974	— —	Miami (HC)	L	14-21
1975	— —	Tallahassee	W	24-22
1976	— —	Miami	W	47-0
1977	— —	Tallahassee	W	23-17
1978	— 13	Miami	L	21-31
1979	— 14	Tallahassee	L	23-40
1980	— 9	Miami	W	10-9
1981	13 14	Tallahassee	W	27-19
1982	16 14	Miami (HC)	L	7-24
1983	6 —	Tallahassee	W	17-16
1984	4 15	Miami	L	3-38
1985	11 10	Tallahassee	W	35-27
1986	1 20	Miami	W	41-23
1987	3 4	Tallahassee	W	26-25
1988	6 1	Miami	W	31-0
1989	2 9	Tallahassee	L	10-24
1990	9 2	Miami	W	31-22
1991	2 1	Tallahassee	W	17-16
1992	2 3	Miami	W	19-16
1993	3 1	Tallahassee	L	10-28
1994	13 3	Miami	W	34-20
1995	— 1	Tallahassee	L	17-41
1996	6 3	Miami	L	16-34
1997	— 4	Tallahassee	L	0-47
1998	— 9	Miami	L	14-26
1999	19 1	Tallahassee	L	21-31
2000	7 1	Miami	W	27-24
2001	2 14	Tallahassee	W	49-27
2002	1 9	Miami	W	28-27
2003	2 5	Tallahassee	W	22-14
2003	10 9	Miami (Orange Bowl)	W	16-14

HISTORY



SERIES RESULTS

YEAR	UM	OPP	SITE	W/L	SCORE
2004	5	4	Miami	WOT	16-10
2005	9	14	Tallahassee	L	7-10
2006	11	11	Miami	L	10-13
2007	—	—	Tallahassee	W	37-29
2008	—	—	Miami Gardens	L	39-41
2009	—	18	Tallahassee	W	38-34
2010	13	23	Miami Gardens	L	17-45
2011	—	—	Tallahassee	L	19-23
2012	—	14	Miami Gardens	L	20-33
2013	7	3	Tallahassee	L	14-41
2014	RV	2	Miami Gardens	L	26-30
2015	—	12	Tallahassee	L	24-29
2016	10	21	Miami Gardens	L	19-20
2017	12	—	Tallahassee	W	24-20

Miami: Florida State leads, 20-16

Tallahassee: Miami leads, 15-10

Neutral Site: Miami leads, 1-0

FORDHAM

TIED, 1-1

YEAR	UM	OPP	SITE	W/L	SCORE
1953	—	—	New York	L	0-20
1954	10	—	New York	W	75-7

Miami: Miami leads, 1-0

New York: Fordham leads, 1-0

FURMAN

MIAMI LEADS, 2-1

YEAR	UM	OPP	SITE	W/L	SCORE
1927	—	—	Miami	L	7-39
1942	—	—	Miami	W	32-13
1954	—	—	Miami	W	51-13

Miami: Miami leads, 2-1

GEORGE WASHINGTON

MIAMI LEADS, 1-0

YEAR	UM	OPP	SITE	W/L	SCORE
1947	—	—	Miami	W	28-7

Miami: Miami leads, 1-0

GEORGETOWN

MIAMI LEADS, 2-1

YEAR	UM	OPP	SITE	W/L	SCORE
1935	—	—	Washington, D.C.	L	0-13
1936	—	—	Miami	W	10-6
1950	8	—	Miami	W	42-7

Miami: Miami leads, 2-0

Washington, D.C.: Georgetown leads, 1-0

GEORGIA

GEORGIA LEADS, 7-4-1

YEAR	UM	OPP	SITE	W/L	SCORE
1937	—	—	Miami	L	0-26
1938	—	—	Miami	W	13-7
1939	—	—	Miami	L	0-13
1940	—	—	Miami	L	7-28
1945	—	—	Miami	L	21-27
1948	—	—	Miami	L	21-42
1949	—	—	Miami	W	13-9
1952	—	—	Miami	L	13-35
1956	11	—	Miami	T	7-7
1961	—	—	Miami	W	32-7
1963	—	—	Miami	L	14-31
1966	—	—	Miami	W	7-6

Miami: Georgia leads, 7-4-1

GEORGIA SOUTHERN

MIAMI LEADS, 4-1

YEAR	UM	OPP	SITE	W/L	SCORE
1932	—	—	Miami	L	6-19
1936	—	—	Miami	W	44-0
1937	—	—	Miami	W	40-0
1993	3	—	Miami	W	30-7
1994	6	—	Miami	W	56-0

Miami: Miami leads, 4-1

GEORGIA TECH

MIAMI LEADS, 12-11

YEAR	UM	OPP	SITE	W/L	SCORE
1955	9	10	Atlanta	L	6-14
1964	—	—	Atlanta	L	0-20
1967	—	—	Miami (HC)	W	49-7
1968	15	—	Atlanta	W	10-7
1970	—	19	Atlanta	L	21-31
1975	—	—	Atlanta	L	23-38
1977	—	—	Atlanta	L	6-10
1978	—	—	Atlanta	L	19-24
1999	23	15	Jacksonville, Fla.	W	28-13
2004	4	—	Atlanta	W	27-3
2005	3	—	Miami	L	10-14
2006	—	21	Atlanta	L	23-30
2007	—	—	Miami	L	14-17
2008	—	—	Atlanta	L	23-41
2009	20	14	Miami Gardens	W	33-17
2010	—	—	Atlanta	W	35-10
2011	—	22	Miami Gardens	W	24-7
2012	—	—	Atlanta	W(OT)	42-36
2013	14	—	Miami Gardens	W	45-30
2014	—	—	Atlanta	L	17-28
2015	14	—	Miami Gardens	W	38-21
2016	14	—	Atlanta	W	35-21
2017	10	—	Miami Gardens	W	25-24

HISTORY



SERIES RESULTS

Miami: Miami leads, 6-2
Atlanta: Georgia Tech leads, 9-5
Neutral Site: Miami leads, 1-0

HOLY CROSS

MIAMI LEADS, 2-0

YEAR	UM	OPP	SITE	W/L	SCORE
1945	—	16	Miami (Orange)	W	13-6
1954	—	—	Miami	W	26-20

Miami: Miami leads, 1-0
Neutral Site: Miami leads, 1-0

HOUSTON

MIAMI LEADS, 11-7

YEAR	UM	OPP	SITE	W/L	SCORE
1957	14	—	Houston	L	0-7
1958	—	—	Miami (HC)	L	26-37
1965	—	—	Miami	W	44-12
1969	—	—	Houston	L	36-38
1970	—	—	Miami	L	3-36
1971	—	16	Houston	L	6-27
1972	—	—	Miami	W	33-13
1973	15	14	Miami	L	7-30
1974	—	19	Houston	W	20-3
1975	—	—	Miami	W	24-20
1976	—	6	Houston	L	16-21
1980	—	18	Houston	W	14-7
1981	16	—	Miami	W	12-7
1982	19	—	Miami	W	31-12
1983	—	—	Houston	W	29-7
1991	2	10	Miami	W	40-10
2004	4	—	Houston	W	38-13
2006	—	—	Miami	W	14-3

Miami: Miami leads, 7-3
Houston: Tied, 4-4

INDIANA

TIED, 1-1

YEAR	UM	OPP	SITE	W/L	SCORE
1964	—	—	Miami	L	14-28
1966	—	—	Miami	W	14-7

Miami: Tied, 1-1

IOWA

MIAMI LEADS, 4-0

YEAR	UM	OPP	SITE	W/L	SCORE
1950	14	—	Miami (HC)	W	14-6
1966	—	—	Miami	W	44-0
1990	10	—	Miami	W	48-21
1992	1	23	Iowa City, Iowa	W	24-7

Miami: Miami leads, 3-0
Iowa City: Miami leads, 1-0

JACKSONVILLE STATE

MIAMI LEADS, 1-0

YEAR	UM	OPP	SITE	W/L	SCORE
1931	—	—	Miami	W	14-3

Miami: Miami leads, 1-0

KANSAS

MIAMI LEADS, 4-0

YEAR	UM	OPP	SITE	W/L	SCORE
1957	—	—	Miami	W	48-6
1977	—	—	Miami	W	14-7
1978	—	—	Lawrence, Kan.	W	38-6
1990	3	—	Miami	W	34-0

Miami: Miami leads, 3-0
Lawrence: Miami leads, 1-0

KANSAS STATE

K-STATE LEADS, 2-0

YEAR	UM	OPP	SITE	W/L	SCORE
2011	—	—	Miami Gardens	L	24-28
2012	—	21	Manhattan, Kan.	L	13-52

Miami: K-State leads, 1-0
Manhattan: K-State leads, 1-0

KENTUCKY

KENTUCKY LEADS, 5-3

YEAR	UM	OPP	SITE	W/L	SCORE
1948	—	—	Miami	L	5-25
1949	—	20	Miami	L	6-21
1951	19	14	Lexington, Ky.	L	0-32
1952	—	—	Miami	L	0-29
1959	—	—	Miami	L	3-22
1961	—	—	Lexington, Ky.	W	14-7
1962	—	—	Miami	W	25-17
1963	—	—	Lexington, Ky.	W	20-14

Miami: Kentucky leads, 4-1
Lexington: Miami leads, 2-1

LONG BEACH STATE

MIAMI LEADS, 1-0

YEAR	UM	OPP	SITE	W/L	SCORE
1991	2	—	Miami	W	55-0

Miami: Miami leads, 1-0



SERIES RESULTS

LOUISIANA COLLEGE

MIAMI LEADS, 2-0

YEAR	UM	OPP	SITE	W/L	SCORE
1927	—	—	Miami	W	7-0
1928	—	—	Miami	W	20-0

Miami: Miami leads, 2-0

LOUISIANA

MIAMI LEADS, 2-1

YEAR	UM	OPP	SITE	W/L	SCORE
1929	—	—	Lafayette, La.	L	0-14
1930	—	—	Lafayette, La.	W	6-0
1932	—	—	Miami	W	7-0

Miami: Miami leads, 1-0

Lafayette: Tied, 1-1

LSU

LSU LEADS 9-3

YEAR	UM	OPP	SITE	W/L	SCORE
1946	—	11	Miami	L	7-20
1958	—	11	Miami	L	0-41
1959	—	1	Baton Rouge, La.	L	3-17
1962	—	6	Baton Rouge, La.	L	3-27
1963	—	—	Miami	L	0-3
1965	—	—	Miami	L	27-34
1966	—	—	Baton Rouge, La.	L	8-10
1967	—	—	Baton Rouge, La.	W	17-15
1968	—	8	Miami	W	30-0
1969	—	14	Miami	L	0-20
1988	3	11	Baton Rouge, La.	W	44-3
2005	9	10	Atlanta	L	3-40

Miami: LSU leads, 5-1

Baton Rouge: LSU leads, 3-2

Neutral Site: LSU leads, 1-0

LOUISIANA TECH

MIAMI LEADS, 4-0

YEAR	UM	OPP	SITE	W/L	SCORE
1979	—	—	Miami	W	6-0
2000	4	—	Miami	W	42-31
2003	3	—	Miami	W	48-9
2004	4	—	Miami	W	48-0

Miami: Miami leads, 4-0

LOUISVILLE

MIAMI LEADS, 9-3-1

YEAR	UM	OPP	SITE	W/L	SCORE
1933	—	—	Miami	W	33-7

YEAR	UM	OPP	SITE	W/L	SCORE
1949	—	—	Louisville, Ky.	W	26-0
1950	9	—	Miami	T	13-13
1979	—	—	Miami	W	24-12
1980	—	—	Louisville, Ky.	W	24-10
1982	17	—	Louisville, Ky.	W	28-6
1983	12	—	Miami	W	42-14
1984	6	—	Louisville, Ky.	W	38-23
1985	15	—	Miami	W	45-7
2004	3	18	Miami	W	41-38
2006	15	12	Louisville, Ky.	L	7-31
2013	—	18	Orlando, Fla.	L	9-36
2014	—	—	Louisville, Ky.	L	13-31

Miami: Miami leads, 5-0-1

Louisville: Miami leads, 4-2

Neutral Site: Louisville leads, 1-0

MARYLAND

MARYLAND LEADS, 9-8

YEAR	UM	OPP	SITE	W/L	SCORE
1948	—	—	Miami (HC)	L	13-27
1949	—	14	Miami	L	0-13
1953	—	3	Miami	L	0-30
1954	16	—	Miami	W	9-7
1956	11	—	Miami	W	13-6
1957	—	—	Miami (HC)	L	6-16
1958	—	—	Miami	L	14-26
1962	—	—	Miami	W	28-24
1970	—	—	Miami	W	18-11
1972	—	—	Miami	W	28-8
1982	—	19	College Park, Md.	L	17-18
1984	6	—	Miami	L	40-42
1985	8	—	College Park, Md.	W	29-22
1987	3	—	Miami	W	46-16
2006	—	24	College Park, Md.	L	13-14
2010	—	—	Miami Gardens	W	26-20
2011	—	—	College Park, Md.	L	24-32

Miami: Miami leads, 7-6

College Park: Maryland leads, 3-1

MARSHALL

MIAMI LEADS, 1-0

YEAR	UM	OPP	SITE	W/L	SCORE
2007	—	—	Miami	W	31-3

Miami: Miami leads, 1-0

MCNEESE STATE

MIAMI LEADS, 1-0

YEAR	UM	OPP	SITE	W/L	SCORE
2000	6	—	Miami	W	61-14

Miami: Miami leads, 1-0

SERIES RESULTS

MEMPHIS

MIAMI LEADS, 2-1

YEAR	UM	OPP	SITE	W/L	SCORE
1969	—	—	Memphis, Tenn.	L	13-26
1993	9	—	Miami	W	41-17
1996	11	—	Memphis, Tenn.	W	30-7

Miami: Miami leads, 1-0

Memphis: Tied, 1-1

MERCER

MIAMI LEADS, 2-0

YEAR	UM	OPP	SITE	W/L	SCORE
1926	—	—	Miami	W	22-6
1936	—	—	Miami	W	13-0

Miami: Miami leads, 2-0

MIAMI (OHIO)

MIAMI LEADS, 3-0

YEAR	UM	OPP	SITE	W/L	SCORE
1945	—	—	Miami (HC)	W	27-13
1946	—	—	Miami	W	20-17
1987	3	—	Miami	W	54-3

Miami: Miami leads, 3-0

MICHIGAN

TIED, 1-1

YEAR	UM	OPP	SITE	W/L	SCORE
1984	1	14	Ann Arbor, Mich.	L	14-22
1988	1	15	Ann Arbor, Mich.	W	31-30

Ann Arbor: Tied, 1-1

MICHIGAN STATE

MIAMI LEADS, 4-0

YEAR	UM	OPP	SITE	W/L	SCORE
1945	—	—	Miami	W	21-7
1959	18	11	Miami	W	18-13
1982	16	—	Miami	W	25-22
1989	2	—	East Lansing, Mich.	W	26-20

Miami: Miami leads, 3-0

East Lansing: Miami leads, 1-0

MIDDLE TENNESSEE

MIDDLE TENNESSEE LEADS, 2-0

YEAR	UM	OPP	SITE	W/L	SCORE
1931	—	—	Murfreesboro, Tenn.	L	6-25
1932	—	—	Miami	L	0-7

Miami: Middle Tennessee leads, 1-0

Murfreesboro: Middle Tennessee leads, 1-0

MISSISSIPPI

MISSISSIPPI LEADS, 2-1

YEAR	UM	OPP	SITE	W/L	SCORE
1936	—	—	Miami (HC)	L	0-14
1940	—	—	Miami (HC)	L	7-21
1951	—	—	Miami	W	20-7

Miami: Ole Miss leads, 2-1

MISSISSIPPI STATE

MIAMI LEADS, 3-2

YEAR	UM	OPP	SITE	W/L	SCORE
1954	—	—	Miami	W	27-13
1980	18	—	Miami	L	31-34
1981	13	16	Starkville, Miss.	L	10-14
1982	17	—	Miami	W	31-14
1983	10	—	Starkville, Miss.	W	31-7

Miami: Miami leads, 2-1

Starkville: Tied, 1-1

MISSOURI

MIAMI LEADS, 3-0

YEAR	UM	OPP	SITE	W/L	SCORE
1950	15	—	Miami	W	27-9
1988	1	—	Miami	W	55-0
1989	2	—	Columbia, Mo.	W	38-7

Miami: Miami leads, 2-0

Columbia: Miami leads, 1-0

MURRAY STATE

MURRAY STATE LEADS, 1-0-1

YEAR	UM	OPP	SITE	W/L	SCORE
1931	—	—	Murray, Ky.	L	0-15
1932	—	—	Miami	T	0-0

Miami: Tied, 0-0-1

Murray: Murray State leads, 1-0

NAVY

MIAMI LEADS, 3-2

YEAR	UM	OPP	SITE	W/L	SCORE
1959	—	—	Miami	W	23-8
1961	—	—	Miami	L	6-17
1969	—	—	Miami (HC)	W	30-10
1971	—	—	Miami	W	31-16
1975	—	—	Miami	L	16-17

Miami: Miami leads, 3-2



SERIES RESULTS

NEBRASKA

SERIES TIED, 6-6

YEAR	UM	OPP	SITE	W/L	SCORE
1951	—	—	Miami	W	19-7
1953	—	—	Lincoln, Neb.	L	16-20
1962	—	—	New York (Gotham)	L	34-36
1975	—	4	Lincoln, Neb.	L	16-31
1976	—	5	Lincoln, Neb.	L	9-17
1983	5	1	Miami (Orange)	W	31-30
1988	2	6	Miami (Orange)	W	23-3
1991	1	11	Miami (Orange)	W	22-0
1994	4	1	Miami (Orange)	L	17-24
2001	1	4	Pasadena, Calif.	W	37-14
2014	—	22	Lincoln, Neb.	L	31-41
2015	—	RV	Miami Gardens (OT)	W	36-33

Miami: Miami leads, 2-0

Lincoln: Nebraska leads, 4-0

Neutral Site: Miami leads, 4-2

NEVADA

MIAMI LEADS, 1-0

YEAR	UM	OPP	SITE	W/L	SCORE
2006	—	—	Boise, Idaho	W	21-20

Neutral Site: Miami leads, 1-0

NORTH CAROLINA

SERIES TIED, 10-10

YEAR	UM	OPP	SITE	W/L	SCORE
1946	—	—	Miami	L	0-21
1952	—	—	Miami	L	7-34
1959	—	—	Miami	W	14-7
1960	—	—	Miami	W	29-12
1961	—	—	Miami (HC)	W	10-0
1963	—	—	Chapel Hill, N.C.	L	16-27
2004	4	—	Chapel Hill, N.C.	L	28-31
2005	6	—	Miami	W	34-16
2006	—	—	Miami	W	27-7
2007	—	—	Chapel Hill, N.C.	L	27-33
2008	—	—	Miami	L	24-28
2009	—	—	Chapel Hill, N.C.	L	24-33
2010	25	—	Miami	W	33-10
2011	—	—	Chapel Hill, N.C.	W	30-24
2012	—	—	Miami Gardens	L	14-18
2013	10	—	Chapel Hill, N.C.	W	27-23
2014	—	—	Miami Gardens (HC)	W	47-20
2015	—	—	Chapel Hill, N.C.	L	21-59
2016	16	—	Miami Gardens	L	13-20
2017	8	—	Chapel Hill, N.C.	W	24-19

Miami: Miami leads, 7-5

Chapel Hill: North Carolina leads, 5-3

NC STATE

MIAMI LEADS, 9-5-1

YEAR	UM	OPP	SITE	W/L	SCORE
1939	—	—	Miami	W	27-7
1942	—	—	Miami	L	0-2
1944	—	—	Miami	L	7-28
1945	—	—	Miami	W	21-7
1957	—	12	Miami	T	0-0
1969	—	—	Miami	W	23-13
1971	—	—	Miami	L	7-13
1981	11	—	Raleigh, N.C.	W	14-6
1982	—	—	Miami	W	41-3
1998	24	—	Miami	W	46-23
2004	4	—	Raleigh, N.C.	W	45-31
2007	—	—	Miami (OT)	L	16-19
2008	—	—	Raleigh, N.C.	L	28-38
2012	—	—	Miami Gardens	W	44-37
2016	—	—	Raleigh, N.C.	W	27-13

Miami: Miami leads, 6-4-1

Raleigh: Miami leads, 3-1

NORTH TEXAS

MIAMI LEADS, 1-0

YEAR	UM	OPP	SITE	W/L	SCORE
1980	—	—	Miami	W	26-8

Miami: Miami leads, 1-0

NORTHERN ILLINOIS

MIAMI LEADS, 1-0

YEAR	UM	OPP	SITE	W/L	SCORE
1986	1	—	Miami	W	34-0

Miami: Miami leads, 1-0

NORTHWESTERN

SERIES TIED, 2-2

YEAR	UM	OPP	SITE	W/L	SCORE
1961	—	—	Miami	W	10-6
1962	—	—	Miami	L	7-29
1967	8	—	Evanston, Ill.	L	7-12
1968	19	—	Miami	W	28-7

Miami: Miami leads, 2-1

Evanston: Northwestern leads, 1-0

NOTRE DAME

NOTRE DAME LEADS, 18-8-1

YEAR	UM	OPP	SITE	W/L	SCORE
1955	15	5	Miami	L	0-14
1960	—	—	Miami (HC)	W	28-12
1965	—	6	Miami	T	0-0
1967	—	6	Miami	L	22-24



SERIES RESULTS

YEAR	UM	OPP	SITE	W/L	SCORE
1971	—	7	Miami	L	0-17
1972	—	10	South Bend, Ind.	L	17-20
1973	—	5	Miami	L	0-44
1974	—	7	South Bend, Ind.	L	7-28
1975	—	—	Miami	L	9-32
1976	—	13	South Bend, Ind.	L	27-40
1977	—	5	Miami	L	10-48
1978	—	19	South Bend, Ind.	L	0-20
1979	—	—	Tokyo, Japan	L	15-40
1980	13	7	South Bend, Ind.	L	14-32
1981	9	—	Miami	W	37-15
1982	17	10	South Bend, Ind.	L	14-16
1983	—	13	Miami	W	20-0
1984	14	16	South Bend, Ind.	W	31-13
1985	4	—	Miami	W	58-7
1987	2	10	Miami	W	24-0
1988	1	4	South Bend, Ind.	L	30-31
1989	7	1	Miami	W	27-10
1990	2	—	South Bend, Ind.	L	20-29
2010	—	—	El Paso, Texas	L	17-13
2012	—	9	Chicago	L	3-41
2016	—	—	South Bend, Ind.	L	27-30
2017	6	3	Miami Gardens	W	41-8

Miami: Miami leads, 7-6-1

South Bend: Notre Dame leads, 9-1

Neutral: Notre Dame leads, 3-0

OHIO STATE

OHIO STATE LEADS, 3-2

YEAR	UM	OPP	SITE	W/L	SCORE
1977	—	5	Columbus, Ohio	L	0-10
1999	12	9	East Rutherford, N.J.	W	23-14
2003	1	2	Tempe, Ariz.	L2OT	24-31
2010	12	2	Columbus, Ohio	L	24-36
2011	—	17	Miami	W	24-6

Miami: Tied, 1-1

Columbus: Ohio State leads, 2-0

Neutral Site: Miami leads, 1-0

OKLAHOMA

MIAMI LEADS, 4-3

YEAR	UM	OPP	SITE	W/L	SCORE
1973	17	6	Norman, Okla.	L	20-24
1975	—	1	Miami	L	17-20
1985	—	3	Norman, Okla.	W	27-14
1986	2	1	Miami	W	28-16
1988	2	1	Miami (Orange)	W	20-14
2007	—	6	Norman, Okla.	L	13-51
2009	17	8	Miami	W	21-20

Miami: Miami leads, 2-1

Norman: Oklahoma leads, 2-1

Neutral Site: Miami leads, 1-0

OKLAHOMA STATE

MIAMI LEADS, 1-0

YEAR	UM	OPP	SITE	W/L	SCORE
1991	2	—	Miami	W	40-3

Miami: Miami leads, 1-0

OREGON

MIAMI LEADS, 1-0

YEAR	UM	OPP	SITE	W/L	SCORE
1958	—	—	Miami	W	2-0

Miami: Miami leads, 1-0

PACIFIC

MIAMI LEADS, 2-0

YEAR	UM	OPP	SITE	W/L	SCORE
1974	—	—	Miami	W	35-6
1977	—	—	Miami	W	24-3

Miami: Miami leads, 2-0

PENN STATE

PENN STATE LEADS, 7-6

YEAR	UM	OPP	SITE	W/L	SCORE
1961	—	8	Miami	W	25-8
1967	—	—	Miami	L	8-17
1968	—	4	University Park, Pa.	L	7-22
1976	—	—	Miami	L	7-21
1977	—	9	University Park, Pa.	L	7-49
1979	—	19	University Park, Pa.	W	26-10
1980	—	13	University Park, Pa.	L	12-27
1981	—	1	Miami (HC)	W	17-14
1987	1	2	Tempe, Ariz. (Fiesta)	L	10-14
1991	2	9	Miami	W	26-20
1992	2	7	University Park, Pa.	W	17-14
1999	8	2	Miami	L	23-27
2001	2	—	University Park, Pa.	W	33-7

Miami: Tied, 3-3

University Park: Tied, 3-3

Neutral Site: Penn State leads, 1-0

PITTSBURGH

MIAMI LEADS, 25-11-1

YEAR	UM	OPP	SITE	W/L	SCORE
1950	11	—	Pittsburgh, Pa.	W	28-0
1951	—	—	Miami	L	7-21
1955	—	16	Pittsburgh, Pa.	W	21-7
1956	6	13	Miami (HC)	L	7-14
1957	—	—	Miami	W	28-13
1960	—	—	Pittsburgh, Pa.	L	6-17
1961	—	—	Miami	L	7-10
1962	—	—	Pittsburgh, Pa.	W	23-14



SERIES RESULTS

YEAR	UM	OPP	SITE	W/L	SCORE
1963	—	5	Miami	L	20-31
1964	—	—	Miami	T	20-20
1965	—	—	Pittsburgh, Pa.	L	14-28
1966	—	—	Miami (HC)	W	38-14
1967	—	—	Pittsburgh, Pa.	W	58-0
1968	—	—	Miami	W	48-0
1970	—	18	Pittsburgh, Pa.	L	17-28
1976	—	2	Pittsburgh, Pa.	L	19-36
1984	9	—	Miami (HC)	W	27-7
1986	1	—	Pittsburgh, Pa.	W	37-10
1989	7	14	Pittsburgh, Pa.	W	24-3
1990	8	—	Miami	W	45-0
1993	4	—	Pittsburgh, Pa.	W	35-7
1994	5	—	Miami (HC)	W	17-12
1995	—	—	Pittsburgh, Pa.	W	17-16
1996	10	—	Miami	W	45-0
1997	22	—	Pittsburgh, Pa.	L	17-21
1998	22	—	Miami	W	38-10
1999	22	—	Pittsburgh, Pa.	W	33-3
2000	2	—	Miami	W	35-7
2001	1	—	Miami	W	43-21
2002	1	17	Miami	W	28-21
2003	10	20	Miami	W	28-14
2010	19	—	Pittsburgh, Pa.	W	31-3
2013	—	—	Pittsburgh, Pa.	W	41-31
2014	—	—	Miami Gardens	L	23-35
2015	—	—	Pittsburgh, Pa.	W	29-24
2016	—	—	Miami Gardens	W	51-28
2017	2	—	Pittsburgh, Pa.	L	14-24

Miami: Miami leads, 13-5-1

Pittsburgh: Miami leads, 12-6

PRESBYTERIAN

MIAMI LEADS, 2-0

YEAR	UM	OPP	SITE	W/L	SCORE
1943	—	—	Miami	W	32-13
1944	—	—	Miami	W	31-12

Miami: Miami leads, 2-0

PURDUE

MIAMI LEADS, 5-1

YEAR	UM	OPP	SITE	W/L	SCORE
1949	—	—	Miami	L	0-14
1950	—	9	West Lafayette, Ind.	W	20-14
1951	—	—	Miami	W	7-0
1963	—	—	Miami	W	3-0
1983	—	—	Miami	W	35-0
1984	5	—	West Lafayette, Ind.	W	28-17

Miami: Miami leads, 3-1

West Lafayette: Miami leads, 2-0

RICE

MIAMI LEADS, 2-0

YEAR	UM	OPP	SITE	W/L	SCORE
1984	16	—	Miami	W	38-3
1985	—	—	Houston	W	48-20

Miami: Miami leads, 1-0

Houston: Miami leads, 1-0

RICHMOND

MIAMI LEADS, 1-0

YEAR	UM	OPP	SITE	W/L	SCORE
1952	—	—	Miami	W	41-6

Miami: Miami leads, 1-0

RUTGERS

MIAMI LEADS, 11-0

YEAR	UM	OPP	SITE	W/L	SCORE
1993	3	—	Miami (HC)	W	31-17
1994	13	—	Piscataway, N.J.	W	24-3
1995	—	—	Miami	W	56-21
1996	10	—	Piscataway, N.J.	W	33-0
1997	—	—	Miami (HC)	W	51-23
1998	—	—	Miami	W	53-17
1999	—	—	Miami	W	55-0
2000	10	—	Piscataway, N.J.	W	64-6
2001	1	—	Miami	W	61-0
2002	1	—	Piscataway, N.J.	W	42-17
2003	13	—	Miami	W	34-10

Miami: Miami leads, 7-0

Piscataway, N.J.: Miami leads, 4-0

SAMFORD

TIED, 3-3

YEAR	UM	OPP	SITE	W/L	SCORE
1926	—	—	Miami	W	9-7
1927	—	—	Miami	L	0-52
1928	—	—	Miami	L	0-7
1929	—	—	Miami	W	7-0
1930	—	—	Dothan, Ala.	L	0-24
1941	—	—	Miami	W	19-0

Miami: Miami leads, 3-2

Neutral Site: Samford leads, 1-0

SAN DIEGO STATE

MIAMI LEADS, 5-1

YEAR	UM	OPP	SITE	W/L	SCORE
1978	—	—	Miami (HC)	W	16-14
1979	—	—	San Diego	L	20-31
1989	7	—	Miami (HC)	W	42-6

SERIES RESULTS

YEAR	UM	OPP	SITE	W/L	SCORE
1990	3	—	San Diego	W	30-28
1991	1	—	Miami	W	39-12
1992	1	—	San Diego	W	63-17

Miami: Miami leads, 3-0

San Diego: Miami leads, 2-1

SAN JOSE STATE

MIAMI LEADS, 1-0

YEAR	UM	OPP	SITE	W/L	SCORE
1989	2	—	Miami	W	48-16

Miami: Miami leads, 1-0

SAVANNAH STATE

MIAMI LEADS, 1-0

YEAR	UM	OPP	SITE	W/L	SCORE
2013	16	—	Miami Gardens	W	77-7

Miami: Miami leads, 1-0

SOUTH CAROLINA

MIAMI LEADS, 8-6-2

YEAR	UM	OPP	SITE	W/L	SCORE
1936	—	—	Miami	L	3-6
1937	—	—	Miami	L	0-3
1939	—	—	Columbia, S.C.	L	6-7
1940	—	—	Miami	L	2-7
1941	—	—	Miami	W	7-6
1942	—	—	Miami (HC)	W	13-6
1944	—	—	Miami	T	0-0
1945	—	—	Miami	T	13-13
1947	—	—	Miami	L	0-8
1949	—	—	Miami	W	13-7
1956	—	17	Miami	W	14-6
1959	—	—	Miami (HC)	W	26-6
1960	—	—	Miami	W	21-6
1986	3	—	Columbia, S.C.	W	34-14
1987	2	8	Miami	L	20-16
2014	—	—	Shreveport, La.	L	21-24

Miami: Miami leads, 7-4-2

Columbia: Tied, 1-1

Neutral Site: South Carolina leads, 1-0

SOUTHEASTERN LOUISIANA

MIAMI LEADS, 2-0

YEAR	UM	OPP	SITE	W/L	SCORE
1934	—	—	Miami	W	26-7
1935	—	—	Miami	W	2-0

Miami: Miami leads, 2-0

SMU

SMU LEADS, 1-0

YEAR	UM	OPP	SITE	W/L	SCORE
1965	—	—	Dallas	L	3-7

Dallas: SMU leads, 1-0

STETSON

TIED, 5-5-2

YEAR	UM	OPP	SITE	W/L	SCORE
1926	—	—	Miami	W	20-0
1927	—	—	Miami	L	0-36
1928	—	—	Miami	L	6-15
1929	—	—	DeLand, Fla.	L	0-12
1930	—	—	Miami	L	0-19
1933	—	—	Miami (HC)	T	0-0
1934	—	—	Miami (HC)	T	6-6
1935	—	—	Miami	L	12-13
1936	—	—	Miami	W	20-6
1937	—	—	Miami	W	25-13
1940	—	—	Miami	W	19-0
1952	—	—	Miami	W	35-0

Miami: Miami leads, 5-4-2

DeLand: Stetson leads, 1-0

SYRACUSE

MIAMI LEADS, 16-7

YEAR	UM	OPP	SITE	W/L	SCORE
1960	—	14	Miami	L	14-21
1961	—	14	Memphis, Tenn.	L	14-15
1965	—	9	Syracuse, N.Y.	W	24-0
1970	—	—	Syracuse, N.Y.	L	16-56
1971	—	—	Miami	L	0-14
1973	—	—	Syracuse, N.Y.	W	34-23
1974	—	—	Miami	W	14-7
1978	—	—	Miami	W	21-9
1979	—	—	Syracuse, N.Y.	L	15-25
1990	2	—	Miami	W	33-7
1992	1	8	Syracuse, N.Y.	W	16-10
1993	6	23	Miami	W	49-0
1994	5	10	Syracuse, N.Y.	W	27-6
1995	25	22	Miami	W	35-24
1996	23	16	Syracuse, N.Y.	W	38-31
1997	—	16	Miami	L	13-33
1998	19	21	Syracuse, N.Y.	L	13-66
1999	—	—	Miami	W	45-13
2000	2	—	Syracuse, N.Y.	W	26-0
2001	1	14	Miami	W	59-0
2002	1	—	Syracuse, N.Y.	W	49-7
2003	14	—	Miami	W	17-10
2017	7	—	Miami Gardens	W	27-19

Miami: Miami leads, 9-3

Syracuse: Miami leads, 7-3

Neutral Site: Syracuse leads, 1-0



SERIES RESULTS

TEMPLE

MIAMI LEADS, 13-1

YEAR	UM	OPP	SITE	W/L	SCORE
1930	—	—	Philadelphia	L	0-34
1992	1	—	Miami (HC)	W	48-0
1993	4	—	Miami	W	42-7
1994	5	—	Philadelphia	W	38-14
1995	—	—	Miami (HC)	W	36-12
1996	22	—	Philadelphia	W	57-26
1997	—	—	Miami	W	47-15
1998	24	—	Miami	W	42-7
1999	23	—	Miami	W	55-0
2000	4	—	Philadelphia	W	45-17
2001	1	—	Miami	W	38-0
2002	1	—	Philadelphia	W	44-21
2003	2	—	Miami	W	52-14
2005	7	—	Philadelphia	W	34-3

Miami: Miami leads, 8-0

Philadelphia: Miami leads, 5-1

TENNESSEE

TENNESSEE LEADS, 2-1

YEAR	UM	OPP	SITE	W/L	SCORE
1986	2	8	New Orleans	L	7-35
2002	2	—	Knoxville, Tenn.	W	26-3
2003	6	18	Miami	L	6-10

Miami: Tennessee leads, 1-0

Knoxville: Miami leads, 1-0

Neutral Site: Tennessee leads, 1-0

TEXAS

TIED, 2-2

YEAR	UM	OPP	SITE	W/L	SCORE
1972	—	14	Austin, Texas	L	10-23
1973	—	6	Miami	W	20-15
1981	14	4	Austin, Texas	L	7-14
1991	4	3	Dallas (Cotton)	W	46-3

Miami: Miami leads, 1-0

Austin: Texas leads, 2-0

Neutral Site: Miami leads, 1-0

TEXAS A&M

MIAMI LEADS, 2-1

YEAR	UM	OPP	SITE	W/L	SCORE
1944	—	—	Miami	L	14-70
2007	—	16	Miami	W	34-17
2008	—	—	College Station, Texas	W	41-23

Miami: Tied, 1-1

College Station: Miami leads, 1-0

TCU

MIAMI LEADS, 6-3

YEAR	UM	OPP	SITE	W/L	SCORE
1946	—	—	Miami	W	20-12
1947	—	—	Miami	L	6-19
1955	—	18	Miami	L	19-21
1956	19	10	Fort Worth, Texas	W	14-0
1962	—	—	Miami	W	21-20
1969	—	—	Miami	W	14-9
1976	—	—	Miami	W	49-0
1977	—	—	Fort Worth, Texas	L	17-21
1992	1	—	Miami	W	45-10

Miami: Miami leads, 5-2

Fort Worth: Tied, 1-1

TEXAS TECH

MIAMI LEADS, 4-1

YEAR	UM	OPP	SITE	W/L	SCORE
1939	—	—	Miami	W	19-0
1940	—	—	Lubbock, Texas	L	14-61
1941	—	—	Miami	W	6-0
1986	2	—	Miami	W	61-11
1990	8	—	Lubbock, Texas	W	45-10

Miami: Miami leads, 3-0

Lubbock: Tied, 1-1

TOLEDO

MIAMI LEADS, 2-0

YEAR	UM	OPP	SITE	W/L	SCORE
1987	3	—	Miami	W	24-14
2017	14	—	Miami Gardens	W	52-30

Miami: Miami leads, 2-0

TROY

MIAMI LEADS, 1-0

YEAR	UM	OPP	SITE	W/L	SCORE
2001	1	—	Miami	W	38-7

Miami: Miami leads, 1-0

TULANE

MIAMI LEADS, 6-5-1

YEAR	UM	OPP	SITE	W/L	SCORE
1951	—	—	New Orleans	L	7-21
1959	—	—	Miami	W	26-7
1960	—	—	New Orleans	W	6-0
1963	—	—	New Orleans	W	10-0
1964	—	—	Miami	W	21-0
1965	—	—	New Orleans	L	16-24

SERIES RESULTS

YEAR	UM	OPP	SITE	W/L	SCORE
1966	—	—	New Orleans	T	10-10
1967	—	—	Miami	W	34-14
1970	—	—	New Orleans	L	16-31
1972	—	—	Miami	W	24-21
1977	—	—	Miami (HC)	L	10-13
1978	—	—	New Orleans	L	16-20

Miami: Miami leads, 4-1

New Orleans: Tulane leads, 4-2-1

TULSA

MIAMI LEADS, 3-1

YEAR	UM	OPP	SITE	W/L	SCORE
1944	—	—	Miami	L	2-48
1986	1	—	Miami	W	23-10
1988	3	—	Miami	W	34-3
1991	2	—	Tulsa, Okla.	W	34-10

Miami: Miami leads, 2-1

Tulsa: Miami leads, 1-0

UCF

MIAMI LEADS, 2-0

YEAR	UM	OPP	SITE	W/L	SCORE
2008	—	—	Miami	W	20-14
2009	9	—	Orlando, Fla.	W	27-7

Miami: Miami leads, 2-0

UCLA

UCLA LEADS, 2-1

YEAR	UM	OPP	SITE	W/L	SCORE
1985	13	14	Tempe, Ariz.	L	37-39
1995	12	—	Los Angeles	L	8-31
1998	—	3	Miami	W	49-45

Miami: Miami leads, 1-0

Los Angeles: UCLA leads, 1-0

Neutral Site: UCLA leads, 1-0

UNLV

MIAMI LEADS, 1-0

YEAR	UM	OPP	SITE	W/L	SCORE
1972	—	—	Miami (HC)	W	51-7

Miami: Miami leads, 1-0

USC

TIED, 1-1

YEAR	UM	OPP	SITE	W/L	SCORE
1966	—	5	Miami	W	10-7
1968	13	2	Los Angeles	L	3-28

Miami: Miami leads, 1-0

Los Angeles: USC leads, 1-0

USF

MIAMI LEADS, 4-1

YEAR	UM	OPP	SITE	W/L	SCORE
2005	9	—	Miami	W	27-7
2009	19	—	Tampa, Fla.	W	31-10
2010	—	—	Miami (OT)	L	20-23
2011	—	—	Tampa, Fla.	W	6-3
2012	—	—	Miami Gardens	W	40-9

Miami: Miami leads, 2-1

Tampa: Miami leads, 2-0

UTAH STATE

MIAMI LEADS, 1-0

YEAR	UM	OPP	SITE	W/L	SCORE
1978	—	—	Miami	W	17-16

Miami: Miami leads, 1-0

VANDERBILT

TIED, 4-4

YEAR	UM	OPP	SITE	W/L	SCORE
1947	—	—	Miami	L	7-33
1948	—	12	Miami	L	6-33
1952	—	—	Miami (HC)	L	0-9
1958	—	—	Miami	L	15-28
1964	—	—	Miami (HC)	W	35-17
1965	—	—	Nashville, Tenn.	W	28-14
1980	—	—	Nashville, Tenn.	W	24-17
1981	17	—	Miami	W	48-16

Miami: Vanderbilt leads, 4-2

Nashville: Miami leads, 2-0

VILLANOVA

MIAMI LEADS, 3-1-1

YEAR	UM	OPP	SITE	W/L	SCORE
1946	—	—	Villanova, Pa.	W	26-21
1947	—	—	Villanova, Pa.	T	7-7
1948	—	—	Miami	L	10-19
1950	—	—	Miami	W	18-12
1957	—	—	Miami	W	13-7



SERIES RESULTS

Miami: Miami leads, 2-1

Villanova: Miami leads, 1-0-1

VIRGINIA

MIAMI LEADS, 9-6

YEAR	UM	OPP	SITE	W/L	SCORE
1996	19	—	Orlando, Fla.	W	31-21
2004	18	12	Charlottesville, Va.	W	31-21
2005	10	—	Miami	W	25-17
2006	—	—	Charlottesville, Va.	L	7-17
2007	—	19	Miami	L	0-48
2008	—	—	Charlottesville, Va.	W	24-17
2009	16	—	Miami Gardens	W	52-17
2010	22	—	Charlottesville, Va.	L	19-24
2011	—	—	Miami Gardens	L	21-28
2012	—	—	Charlottesville, Va.	L	40-41
2013	—	—	Miami Gardens	W	45-26
2014	—	—	Charlottesville, Va.	L	13-30
2015	—	—	Miami Gardens	W	27-21
2016	—	—	Charlottesville, Va.	W	34-14
2017	2	—	Miami Gardens	W	44-28

Miami: Miami leads, 5-2

Charlottesville: Virginia leads, 4-3

Neutral Site: Miami leads, 1-0

VMI

MIAMI LEADS, 2-0

YEAR	UM	OPP	SITE	W/L	SCORE
1941	—	—	Miami	W	10-7
1952	—	—	Miami	W	45-0

Miami: Miami leads, 2-0

VIRGINIA TECH

MIAMI LEADS, 21-14

YEAR	UM	OPP	SITE	W/L	SCORE
1953	—	—	Miami	W	26-0
1966	9	—	Memphis, Tenn.	W	14-7
1967	—	—	Blacksburg, Va.	W	14-7
1968	12	—	Miami	W	13-8
1974	—	—	Miami	W	14-7
1980	20	—	Atlanta	W	20-10
1981	12	—	Miami	W	21-14
1982	15	—	Blacksburg, Va.	W	14-8
1987	3	—	Miami (HC)	W	27-13
1992	1	—	Blacksburg, Va.	W	43-23
1993	3	—	Miami	W	21-2
1994	6	13	Miami	W	24-3
1995	17	—	Blacksburg, Va.	L	7-13
1996	18	21	Miami (HC)	L	7-21
1997	—	20	Blacksburg, Va.	L	25-27
1998	—	—	Miami (OT)	L	20-27
1999	19	2	Blacksburg, Va.	L	10-43
2000	3	2	Miami (HC)	W	41-21
2001	1	14	Blacksburg, Va.	W	26-24

YEAR	UM	OPP	SITE	W/L	SCORE
2002	1	17	Miami	W	56-45
2003	2	10	Blacksburg, Va.	L	7-31
2004	9	11	Miami	L	10-16
2005	5	3	Blacksburg, Va.	W	27-7
2006	—	24	Miami (HC)	L	10-24
2007	—	10	Miami	L	14-44
2008	—	—	Miami Gardens	W	16-14
2009	9	11	Blacksburg, Va.	L	7-31
2010	24	14	Miami Gardens	L	17-31
2011	—	21	Blacksburg, Va.	L	35-38
2012	—	—	Miami Gardens	W	30-12
2013	11	—	Miami Gardens	L	24-42
2014	—	—	Blacksburg, Va.	W	30-6
2015	—	—	Miami Gardens	W	30-20
2016	—	—	Blacksburg, Va.	L	16-37
2017	6	13	Miami Gardens	W	28-10

Miami: Miami leads, 13-6

Blacksburg: Virginia Tech leads, 8-6

Neutral Site: Miami leads, 2-0

WAKE FOREST

MIAMI LEADS, 8-3

YEAR	UM	OPP	SITE	W/L	SCORE
1928	—	—	Miami	L	6-13
1935	—	—	Miami	W	3-0
1939	—	—	Miami	L	0-33
1944	—	18	Miami	L	0-27
1969	—	—	Miami	W	49-7
1971	—	—	Winston-Salem, N.C.	W	29-10
2004	12	—	Miami	W	52-7
2005	3	—	Winston-Salem, N.C.	W	47-17
2008	—	—	Miami Gardens	W	16-10
2009	18	—	Winston-Salem, N.C.	W	28-27
2013	7	—	Miami Gardens	W	24-21

Miami: Miami leads, 5-3

Winston-Salem: Miami leads, 3-0

WASHINGTON

WASHINGTON LEADS, 2-1

YEAR	UM	OPP	SITE	W/L	SCORE
1994	6	17	Miami	L	20-38
2000	4	15	Seattle	L	29-34
2001	1	12	Miami	W	65-7

Miami: Tied, 1-1

Seattle: Washington leads, 1-0

WASHINGTON STATE

WSU LEADS, 1-0

YEAR	UM	OPP	SITE	W/L	SCORE
2015	—	—	El Paso, Texas	L	14-20

Neutral Site: WSU leads, 1-0

SERIES RESULTS



WESTERN KENTUCKY

WKU LEADS, 2-0

YEAR	UM	OPP	SITE	W/L	SCORE
1930	—	—	Miami	L	0-19
1931	—	—	Bowling Green, Ky.	L	0-20

Miami: WKU leads, 1-0

Bowling Green: WKU leads, 1-0

WOFFORD

MIAMI LEADS, 1-0

YEAR	UM	OPP	SITE	W/L	SCORE
1934	—	—	Miami	W	42-14

Miami: Miami leads, 1-0

WEST VIRGINIA

MIAMI LEADS, 17-3

YEAR	UM	OPP	SITE	W/L	SCORE
1942	—	—	Miami	W	21-13
1956	6	—	Miami	W	18-0
1973	—	—	Miami (HC)	L	14-20
1974	—	—	Morgantown, W.Va.	W	21-20
1983	7	12	Miami (HC)	W	20-3
1986	1	—	Morgantown, W.Va.	W	58-14
1991	3	—	Miami	W	27-3
1992	1	—	Miami	W	35-23
1993	4	9	Morgantown, W.Va.	L	14-17
1994	7	—	Morgantown, W.Va.	W	38-6
1995	25	—	Miami	W	17-12
1996	25	12	Morgantown, W.Va.	W	10-7
1997	—	—	Miami	L	17-28
1998	—	13	Morgantown, W.Va.	W	34-31
1999	23	—	Miami	W	28-20
2000	12	—	Morgantown, W.Va.	W	47-10
2001	1	—	Miami	W	45-3
2002	1	—	Morgantown, W.Va.	W	40-23
2003	2	—	Miami	W	22-20
2016	—	12	Orlando, Fla.	W	31-14

Miami: Miami leads, 9-2

Morgantown: Miami leads, 7-1

Neutral Site: Miami leads, 1-0

WILLIAM & MARY

MIAMI LEADS, 3-0

YEAR	UM	OPP	SITE	W/L	SCORE
1932	—	—	Miami	W	6-2
1946	—	—	Miami	W	13-3
1970	—	—	Miami	W	36-14

Miami: Miami leads, 3-0

WISCONSIN

WISCONSIN LEADS, 3-2

YEAR	UM	OPP	SITE	W/L	SCORE
1958	15	14	Miami	L	0-20
1988	1	—	Miami	W	23-3
1989	3	—	Madison, Wis.	W	51-3
2009	15	25	Orlando, Fla.	L	14-20
2017	10	6	Miami Gardens	L	24-34

Miami: Wisconsin leads, 3-1

Madison: Miami leads, 1-0



1983 NATIONAL CHAMPIONS

THE MIRACLE IN MIAMI

Less than a decade removed from a period of uncertainty in which there was open talk of dropping the football program, the University of Miami Hurricanes stunned the college football world by defeating the top-ranked Nebraska Cornhuskers, 31-30, in the 1984 Orange Bowl Classic on Jan. 1, 1984.

The victory was monumental — for UM football and for college football in general. It was monumental not only because the Cornhuskers were widely considered to be among the most powerful teams in college football history, but it also heralded the dawn of a new dynasty in the sport from a program that had been all but dead just a few short years earlier. That victory — combined with losses by second-ranked Texas in the Cotton Bowl and Illinois in the Rose Bowl — vaulted the Hurricanes into the top spot in the final national rankings.

This was the first national title team without a single player making an All-America first team voted by AP, UPI, the Football Writers Association or the College Football Coaches Association.

One of the keys was a melting pot offensive line — a Canadian (center Ian Sinclair), a Cuban-American (guard Juan Comendero), an African-American (guard Alvin Ward), an Italian-American (tackle Paul Bertucci) and an Irish-American (tackle Dave Heffeman).

Miami was only the second national title team to gain more passing yards than rushing yards.

"It's a tribute to a lot of gutsy players and a real team effort," head coach Howard Schnellenberger said. "We've got a lot of overachievers on our team — or else there has been a poor job of selection done by the All-American selectors."

1983 RESULTS

11-1

ORANGE BOWL CHAMPIONS

DATE	UM	OPP	OPPONENT	W/L	SCORE	ATT
Sept. 3	—	—	at Florida	L	3-28	73,907
Sept. 10	—	—	at Houston	W	29-7	20,000
Sept. 17	—	—	Purdue	W	35-0	37,150
Sept. 24	—	13	Notre Dame	W	20-0	52,480
Oct. 1	15	—	at Duke	W	56-17	28,750
Oct. 8	12	—	Louisville	W	42-14	30,073
Oct. 15	10	—	at Mississippi State	W	31-7	29,456
Oct. 22	8	—	at Cincinnati	W	17-7	14,163
Oct. 29	7	12	West Virginia (HC)	W	20-3	63,881
Nov. 5	5	—	East Carolina	W	12-7	39,225
Nov. 12	6	—	at Florida State	W	17-16	57,333
Orange Bowl (Miami, Fla.)						
Jan. 1	5	1	Nebraska	W	31-30	72,596
Total points/Attendance					313-136	519,014

STARTING LINEUP

OFFENSE

WR	Eddie Brown
OT	Paul Bertucci
OG	Juan Comendero
C	Ian Sinclair
OG	Alvin Ward
OT	Dave Heffeman
TE	Glenn Dennison
QB	Bernie Kosar
FB	Albert Bentley
HB	Keith Griffin
WR	Stanley Shakespeare

DEFENSE

DE	Danny Brown
DT	Kevin Fagan
MG	Tony Fitzpatrick
LT	Fred Robinson
DE	Julio Cortes
LB	Jay Brophy
LB	Ken Sisk
SC	Rodney Bellinger
QC	Reggie Sutton
R	Kenny Calhoun
FS	Eddie Williams

SPECIALISTS

PK	Jeff Davis
P	Rick Tuten
LS	Bruce Fleming
H	Rick Tuten
PR	Eddie Brown
KR	Reggie Sutton

COACHING STAFF

HEAD COACH

Howard Schnellenberger

ASSISTANT COACHES

Hubbard Alexander, tight ends
 Harold Allen, defensive line
 Mike Archer, defensive backs
 Joe Brodsky, running backs
 Tom Olivadotti,
 defensive coordinator/linebackers
 Mike Rodriguez, offensive line
 Gary Stevens,
 offensive coordinator/receivers
 Marc Trestman, quarterbacks
 Bill Trout, defensive ends
 Christ Vagotis, offensive line
 Art Kehoe, graduate assistant

1983 STATISTICAL LEADERS

RUSHING

	ATT	YARDS	AVG	TD	LP
Bentley	144	722	5.0	5	60
Griffin	101	447	4.4	0	20

PASSING

	ATT	COMP	PCT	YARDS	TD	INT	LP
Kosar	327	201	61.5	2329	15	13	73

RECEIVING

	NO	YARDS	AVG	TD	LP
Dennison	54	594	11.0	3	25

INTERCEPTIONS

	NO	YARDS	AVG	TD	LP
Calhoun	3	92	30.7	1	92

PUNTING

	NO	YARDS	AVG	I20	LG
Tuten	50	2008	41.2	14	52

PUNT RETURNS


	NO	YARDS	AVG	TD	LP
Brown	31	143	4.6	0	26

KICKOFF RETURNS

	NO	YARDS	AVG	TD	LP
Sutton	14	331	23.6	0	40

FIELD GOALS

	<20	20-29	30-39	40-49	50+	TOTAL
Davis	1-1	3-3	6-6	1-7	0-3	11-20



1987 NATIONAL CHAMPIONS

DOMINANCE FROM START TO FINISH

The Hurricanes were supposed to be rebuilding. Reloading was more accurate. This Miami team was supposed to be the lull before the storm of 1988 and 1989. After all, the Hurricanes had lost five starters on offense from a team that had come within a whisper of a national title in 1985 and a 1986 squad that was considered among the best ever, only to lose its title shot in the Fiesta Bowl.

But this team was more offensively balanced than the previous season's juggernaut and, with nine starters returning to an underrated defense, the Hurricanes were a more well-rounded team altogether. Ranked 10th in the preseason Associated Press rankings, this team quickly showed it would be better than advertised.

Miami ripped rival Florida in the season opener, then embarrassed Arkansas on the Razorbacks' home field. The season's third game was a classic. Being dominated by fourth-ranked Florida State, 19-3, late in the third quarter, Miami launched one of its greatest comebacks. The Hurricanes scored three lightning-quick touchdowns: a 49-yard bomb from Steve Walsh to Melvin Bratton, a 26-yarder from Walsh to Michael Irvin (plus a two-point conversion to tie it at 19), then a 73-yard strike from Walsh to Irvin for the lead with 2:22 remaining. Miami would have to stop an FSU two-pointer to hold for a 26-25 victory.

There seemed to be no stopping these Hurricanes after that. Miami rolled through the remainder of the regular season, blanking 10th-ranked Notre Dame (24-0) and surviving a scare from eighth-ranked South Carolina (20-16) to set up a matchup with top-ranked Oklahoma in the Orange Bowl Classic on New Year's Day.

The Hurricanes bottled up OU's wishbone attack, holding the Sooners to just 179 yards on the ground (OU came in averaging 428.8). Elation for Miami was frustration for OU — the Sooners'

only three losses over the last three seasons had come to the Hurricanes.

"We played our way to this championship. We have the best record versus anybody in the country... We beat Oklahoma three in a row, Florida State and Notre Dame three in a row, Florida a couple... What is sweetest is that we did it as a team. We lost starters and had other guys come in and played magnificently."
- Jimmy Johnson, head coach

1987 RESULTS

12-0

ORANGE BOWL CHAMPIONS

DATE	UM	OPP	OPPONENT	W/L	SCORE	ATT
Sept. 5	10	20	Florida	W	31-4	77,224
Sept. 26	5	10	at Arkansas	W	51-7	55,310
Oct. 3	3	4	at Florida State	W	26-25	62,561
Oct. 10	3	—	Maryland	W	46-16	43,020
Oct. 24	3	—	at Cincinnati	W	48-10	20,011
Oct. 31	3	—	at East Carolina	W	41-3	31,791
Nov. 7	3	—	Miami, Ohio	W	54-3	40,128
Nov. 14	3	—	Virginia Tech (H-C)	W	27-13	40,105
Nov. 21	3	—	Toledo	W	24-14	37,010
Nov. 28	2	10	Notre Dame	W	24-0	76,640
Dec. 5	2	8	South Carolina	W	20-16	63,317

Orange Bowl (Miami, Fla.)

Jan. 1	2	1	Oklahoma	W	20-14	74,760
Total points/Attendance					412-25	622,877

STARTING LINE-

OFFENSE

SE	Brian Blades
LT	Matt Patches
LG	Mike Sullivan
C	Bobby Garcia
RT	Scott Provin
RG	John O'Neill
TE	Charles Henry
FL	Michael Irvin
QB	Steve Walsh
FB	Melvin Bratton
HB	Warren Williams

DEFENSE

RE	Bill Hawkins
RT	Greg Mark
LT	Derwin Jones
LE	Daniel Stubbs
WLB	Rod Carter
MLB	George Mira Jr.
SLB	Randy Shannon
RCB	Tolbert Bain
FS	Bennie Blades
SS	Selwyn Brown
LCB	Bubba McDowell

SPECIALISTS

PK	Greg Cox
P	Jeff Feagles
DS	Willis Peguese
H	Jeff Feagles
PR	Cleveland Gary
KR	Randal Hill, Alex Johnson

COACHING

HEAD COACH

Jimmy Johnson

ASSISTANT COACHES

Hubbard Alexander, receivers
 Joe Brodsky, running backs
 Dave Campo, defensive backs
 Butch Davis, defensive line
 Art Kehoe, offensive line
 Don Solding, tight ends
 Gary Stevens, asst. head coach/offensive coordinator/quarterbacks
 Dave Wannstedt, defensive coordinator/linebackers
 Tony Wise, offensive line
 Steve Hoffman, graduate assistant
 Bill Johnson, graduate assistant
 Ron Meeks, graduate assistant
 Tommy Tuberville, graduate assistant
 Dan Werner, graduate assistant

1987 STATISTICAL LEADERS

RUSHING

	ATT	YARDS	AVG	TD	LP
Williams	135	673	5.0	5	49

PASSING

	ATT	COMP	PCT	YARDS	TD	INT	LP
Walsh	298	176	59.1	2249	19	7	73

RECEIVING

	NO	YARDS	AVG	TD	LP
Irvin	44	715	16.3	6	73

INTERCEPTIONS

	NO	YARDS	AVG	TD	LP
Bennie Blades	5	61	12.2	0	26

PUNTING

	NO	YARDS	AVG	I20	LG
Feagles	34	1319	38.8		66

PUNT RETURNS

	NO	YARDS	AVG	TD	LP
Perriman	15	97	6.5	0	13

KICKOFF RETURNS

	NO	YARDS	AVG	TD	LP
Hill	19	497	26.2	0	60

FIELD GOALS

	<20	20-20	30-39	40-49	50+	TOTAL
Cox	0-0	6-6	3-5	7-10	1-1	17-22





1989 NATIONAL CHAMPIONS

TWO ERICKSONS AND A TENACIOUS 'D'

By the time head coach Dennis Erickson arrived in Coral Gables to take over the UM football program prior to the 1989 season, Miami football had established itself as the "Team of the '80s". With a new coaching staff in place, Miami switched to a one-back offense, but the Hurricanes remained in their trademark 4-3 defense and had the talent on both sides of the ball to maintain their level of excellence. Twelve starters returned, but the loss of quarterback Steve Walsh, running back Cleveland Gary, linebacker Randy Shannon and cornerback Bubba McDowell would be felt. Nonetheless, the Hurricanes reloaded and ran off six victories to start the season.

Quarterback Craig Erickson was lost for three games in the middle of the season — including a 24-10 loss at Florida State — before returning and leading the Hurricanes on an impressive stretch run.

Miami's defense didn't allow a touchdown for one 10-quarter stretch during the regular season, held six opponents without a touchdown and allowed just 9.3 points per game. Miami rebounded from the FSU loss to whip their remaining opponents by an average margin of 18 points, including a 27-10 trouncing of defending national champion and top-ranked Notre Dame (27-10), ending the Irish's 23-game win streak (the seventh season in a row in which UM had defeated a No. 1-ranked team). That victory clinched a Sugar Bowl berth

against seventh-ranked Alabama. Miami dispatched Alabama by a deceptively close 33-25 score in New Orleans and moved into the top spot of the rankings when Notre Dame knocked off top-ranked Colorado in the Orange Bowl, giving the Hurricanes their third national title in seven seasons.

1989 RESULTS

11-1

SUGAR BOWL CHAMPIONS

DATE	UM	OPP	OPPONENT	W/L	SCORE	ATT
Sept. 9	3	—	at Wisconsin	W	51-3	38,646
Sept. 16	3	—	California	W	31-3	56,931
Sept. 23	2	—	at Missouri	W	38-7	43,293
Sept. 30	2	—	at Michigan State	W	26-20	76,217
Oct. 7	2	—	Cincinnati	W	56-0	48,597
Oct. 14	2	—	San Jose State	W	48-16	45,122
Oct. 28	2	9	at Florida State	L	10-24	62,602
Nov. 4	7	—	East Carolina	W	40-10	35,159
Nov. 11	7	14	at Pittsburgh	W	24-3	52,528
Nov. 18	7	—	San Diego State (HC)W			42-6
42,362						
Nov. 25	7	1	Notre Dame	W	27-10	81,634
Sugar Bowl (New Orleans, La.)						
Jan. 1	2	7	Alabama	W	33-25	77,425

1989 STATISTICAL LEADERS

RUSHING

	ATT	YARDS	AVG	TD	LP
L. Conley	134	529	3.9	4	30

PASSING

	ATT	COMP	PCT	YARDS	TD	INT	LP
C. Erickson	273	147	53.8	2007	16	13	55

RECEIVING

	NO	YARDS	AVG	TD	LP
D. Dawkins	54	833	15.4	7	55

INTERCEPTIONS

	NO	YARDS	AVG	TD	LP
R. Smith	6	28	4.7	0	22

PUNTING

	NO	YARDS	AVG	I20	LG
Kalal	48	1809	37.7	16	56

PUNT RETURNS

	NO	YARDS	AVG	TD	LP
Carroll	32	381	11.9	0	36

KICKOFF RETURNS

	NO	YARDS	AVG	TD	LP
Hill	12	237	19.8	0	32

FIELD GOALS

	<20	20-29	30-39	40-49	50+	TOTAL
Huerta	0-0	6-6	5-7	6-6	1-3	18-22



STARTING LINEUP

OFFENSE

SE	Randal Hill
OT	Mike Sullivan
OG	Rod Holder
C	Bobby Garcia
OG	Darren Handy
OT	Leon Searcy
TE	Rob Chudzinski
FB	Dale Dawkins
WB	Wesley Carroll
QB	Craig Erickson
QB	Leonard Conley

DEFENSE

RE	Greg Mark
RT	Cortez Kennedy
LT	Russell Maryland
LE	Willis Peguese
WLB	Maurice Crum
MLB	Bernard Clark
SLB	Richard Newbill
RCB	Ryan McNeil
FS	Charles Pharms
SS	Hurlie Brown
LCB	Kenny Berry

SPECIALISTS

PK	Carlos Huerta
P	Tim Kalal
DS	Mike Azer
H	Tim Kalal
PR	Wesley Carroll
KR	Alex Johnson, Randal Hill

COACHING STAFF

HEAD COACH

Dennis Erickson

ASSISTANT COACHES

Gregg Smith, assistant head coach/OL
Bob Bratkowski, offensive coordinator/WRS
Sonny Lubick, defensive coordinator/DBs
Dave Arnold, tight ends/special teams
Bob Karmelowicz, defensive line
Art Kehoe, offensive line
Ed Orgeron, defensive line
Tommy Tuberville, linebackers
Alex Wood, running backs
Carmen Grosso, graduate assistant
Ronnie Lee, graduate assistant
Scott Runyan, graduate assistant
Pete Savage, graduate assistant
Dan Werner, volunteer assistant

1991 NATIONAL CHAMPIONS

GINO, THE RUTHLESS POSSE AND WIDE RIGHT I

A combustible offense, a rock-solid defense and the nation's best special teams — by 1991 all these traits had become synonymous with Miami football and this team represented the zenith of its era. Quarterback Gino Torretta, a group of skill players nicknamed "The Ruthless Posse," and a linebacker corps that ranks among the greatest ever assembled, led these Hurricanes.

Miami started the season by ripping Arkansas on the road and dominating a Houston offense that had terrorized opponents for four seasons up to that game. Their first stiff challenge came against Penn State on Oct. 12 and the Hurricanes, behind staunch defense and big plays by Horace Copeland (80-yard scoring catch) and Kevin Williams (91-yard punt return for a TD) held off the Nittany Lions.

Two challenges in November punctuated the season. First was the annual grudge match in Tallahassee, Fla., against Florida State. In what became known as "Wide Right I" the Hurricanes erased a 16-7 deficit in the final period on a 45-yard field goal by Carlos Huerta and a one-yard run by Larry Jones with 3:01 left to take a 17-16 lead. FSU marched down for a potential game-winning field goal in the closing seconds, but Gerry Thomas' 34-yard attempt was wide right.

Miami escaped another close call a week later, slipping by Boston College on the road. The Hurricanes defense held off a late BC drive in the final seconds to preserve the 19-14 victory. A blowout of San Diego State clinched an Orange Bowl berth.

With their fourth national title in their sights, the Hurricanes jamed the Huskers' offense as few had, limiting the Nebraska ground game to just 82 rushing yards and throwing a shutout of the Big Eight Conference champions.

The victory gave Miami the national title in the Associated Press rankings. The Hurricanes shared overall national honors with Rose Bowl champ Washington, which nudged ahead in the coaches' poll.

"To win one national championship is amazing. For guys to win their second in three years, that hasn't been accomplished by many. That's what makes this championship special. And it came in a situation where we had not been picked to be that good. Some people said we'd be No. 3 in the state of Florida."

— Dennis Erickson, Miami head coach

1991 RESULTS

12-0

ORANGE BOWL CHAMPIONS

DATE	UM	OPP	OPPONENT	W/L	SCORE	ATT
Aug. 31	3	—	at Arkansas	W	31-3	46,308
Sept. 12	2	10	Houston	W	40-10	71,842
Sept. 28	2	—	at Tulsa	W	34-10	35,689
Oct. 5	2	—	Oklahoma State	W	40-3	42,751
Oct. 12	2	9	Penn State	W	26-20	75,723
Oct. 19	2	—	Long Beach State	W	55-0	40,498
Oct. 26	2	—	at Arizona	W	36-9	53,349
Nov. 9	3	—	West Virginia* (HC)	W	27-3	60,250
Nov. 16	2	1	at Florida State	W	17-16	63,442
Nov. 23	1	—	at Boston College*	W	19-14	32,071
Nov. 30	1	—	San Diego State	W	39-12	56,721

Orange Bowl (Miami, Fla.)

Jan. 1	1	11	Nebraska	W	22-0	77,747
Total points/Attendance					386-100	656,391

1991 STATISTICAL LEADERS

RUSHING

	ATT	YARDS	AVG	TD	LP
S. McGuire	123	608	4.9	9	34

PASSING

	ATT	COMP	PCT	YARDS	TD	INT	LP
G. Torretta	371	205	55.3	3095	20	8	99

RECEIVING

	NO	YARDS	AVG	TD	LP
L. Thomas	39	623	16.0	6	71

INTERCEPTIONS

	NO	YARDS	AVG	TD	LP
R. McNeil	5	73	14.6	0	50

PUNTING

	NO	YARDS	AVG	I20	LG
P. Snyder	36	1381	38.4	7	50

PUNT RETURNS


	NO	YARDS	AVG	TD	LP
K. Williams	36	560	15.6	3	91

KICKOFF RETURNS

	NO	YARDS	AVG	TD	LP
K. Williams	10	185	18.5	0	42

FIELD GOALS

	<20	20-20	30-39	40-49	50+	TOTAL
Huerta	0-0	10-10	3-3	4-6	0-2	17-21



STARTING LINEUP

OFFENSE

SE	Horace Copeland
TE	Coleman Bell/Joe Moore
WT	Leon Searcy
WG	Rudy Barber
C	Kevin Harris
SG	Claude Jones
ST	Mario Cristobal
FL	Lamar Thomas
QB	Gino Torretta
FB	Stephen McGuire
TB	Darryl Spencer

DEFENSE

RE	Rusty Medearis
RT	Eric Miller
LT	Anthony Hamlet
LE	Kevin Patrick
MLB	Jessie Armstead
MLB	Micheal Barrow
SLB	Darrin Smith
RCB	Herbert James
FS	Darryl Williams
SS	Hurlie Brown
LCB	Ryan McNeil

SPECIALISTS

PK	Carlos Huerta
P	Paul Snyder
DS	Tom Patterson
H	Joe Moore
PR	Kevin Williams
KR	Kevin Williams, Darryl Spencer

COACHING STAFF

HEAD COACH

Dennis Erickson

ASSISTANT COACHES

Gregg Smith, assistant head coach/OL
Bob Bratkowski, offensive coordinator/WRs
Sonny Lubick, defensive coordinator/DBs
Dave Arnold, tight ends/special teams
Bob Karmelowicz, defensive line
Art Kehoe, offensive line
Ed Orgeron, defensive line
Tommy Tuberville, linebackers
Alex Wood, running backs
Carmen Grosso, volunteer assistant
Scott Auker, graduate assistant
Eddie Gran, graduate assistant



2001 NATIONAL CHAMPIONS

CHARACTER, CLASS, POISE = CHAMPIONSHIP

The Hurricanes' fifth national championship may have been the program's most rewarding. A veteran senior class that had endured the shame of a losing season in 1997 and had rebuilt the program — inside and out — led this team. Miami returned to the top in 2001 by showing character, class and poise.

How good was this team? Many argue it may have been the greatest college football team ever assembled. This team beat opponents by the largest average margin in UM history (33.2 points per game), produced the biggest two-game whippings of any pair of ranked teams in history by defeating Syracuse and Washington by a combined 124-7, set a new UM record for scoring and featured a defense that scored eight touchdowns and led the nation in pass defense, scoring defense and turnover margin.

Throw in a kicking game that featured one of the nation's finest punters and a placekicker who led the nation in field goals and it is hard to argue against the 2001 edition. An astounding seven Hurricanes were named to at least one All-America team's first unit. Six players were finalists for national awards, led by Outland Trophy winner Bryant McKinnie at offensive tackle and Maxwell Award winning quarterback Ken Dorsey.

The 2001 Hurricanes started with a stunning rout of Penn State on the road before the largest crowd (109,313) ever to see a Miami game. They ended Florida State's 54-game unbeaten streak in Tallahassee, Fla., with a resounding 49-27 whipping.

The stars were numerous. On offense: quarterback Ken Dorsey, tailback Clinton Portis (1,200 yards rushing), tight end

Jeremy Shockey, an offensive line that allowed an incredibly low two sacks by the starting unit, a receivers corps led by Andre Johnson, a defensive line in which nine players could play without losing a step led by William Joseph, a linebacker corps that developed into a force and a secondary that was the nation's best, led by safety Edward Reed and cornerbacks Mike Rumph and Phillip Buchanon.

The power of this team was evident for all to see in its Rose Bowl rout of Nebraska for the national title. Miami roared to a 34-0 halftime lead, erasing any doubts about what team was college football's best in 2001.

2001 RESULTS

12-0

ROSE BOWL CHAMPIONS

DATE	UM	OPP	OPPONENT	W/L	SCORE	ATT
Sept. 1	2	—	at Penn State	W	33-7	109,313
Sept. 8	1	—	Rutgers*	W	61-0	39,804
Sept. 27	1	—	at Pittsburgh*	W	43-21	57,224
Oct. 6	1	—	Troy	W	38-7	36,617
Oct. 13	2	14	at Florida State	W	49-27	82,836
Oct. 25	1	—	West Virginia*	W	45-3	44,411
Nov. 3	1	—	Temple* (H/C)	W	38-0	31,128
Nov. 10	1	—	at Boston College*	W	18-7	44,500
Nov. 17	1	14	Syracuse*	W	59-0	52,896
Nov. 24	1	12	Washington	W	65-7	78,114
Dec. 1	1	14	at Virginia Tech*	W	26-24	53,662

Rose Bowl (Pasadena, Calif.)

Jan. 3	1	4	vs. Nebraska	W	37-14	93,781
--------	---	---	--------------	---	-------	--------

STARTING

OFFENSE

- SE Andre Johnson
- TE Jeremy Shockey
- LT Bryant McKinnie
- LG Sherko Haji-Rasouli/Ed Wilkins
- C Brett Romberg
- RG Martin Bibla
- RT Joaquin Gonzalez
- QB Kevin Beard
- FL Ken Dorsey
- FB Najeh Davenport
- TB Clinton Portis

DEFENSE

- RE Jerome McDougale
- RT Matt Walters
- LT William Joseph
- LE Andrew Williams/Jamaal Green
- WLB D.J. Williams
- MLB Jonathan Vilma
- SLB Chris Campbell
- RCB Mike Rumph
- FS James Lewis
- SS Edward Reed
- LCB Phillip Buchanon

SPECIALISTS

- PK Todd Sievers
- P Freddie Capshaw
- DS Chris Harvey/Joe Fantigrassi
- H Freddie Capshaw
- PR Phillip Buchanon
- KR Andre Johnson, Frank Gore

COACHING

HEAD COACH

Larry Coker

ASSISTANT COACHES

- Rob Chudzinski, offensive coordinator/TEs
- Randy Shannon, defensive coordinator
- Vernon Hargreaves, linebackers
- Curtis Johnson, receivers
- Art Kehoe, offensive line
- Greg Mark, defensive line
- Don Soldinger, special teams coordinator/running backs
- Mark Stoops, defensive backs
- Dan Werner, quarterbacks
- Frank Giufre, graduate assistant
- Rod Holder, graduate assistant

2001 STATISTICAL LEADERS

RUSHING

ATT	YARDS	AVG	TD	LP
C. Portis	220	1200	5.5	10

PASSING

ATT	COMP	PCT	YARDS	TD	INT	LP
K. Dorsey	319	184	57.9	2652	23	9

RECEIVING

NO	YARDS	AVG	TD	LP
J. Shockey	40	519	13.0	7

INTERCEPTIONS

NO	YARDS	AVG	TD	LP
E. Reed	9	206	22.9	2

PUNTING

NO	YARDS	AVG	I20	LG
F. Capshaw	36	1508	41.8	15

PUNT RETURNS

NO	YARDS	AVG	TD	LP
P. Buchanon	31	464	15.0	2

KICKOFF RETURNS

NO	YARDS	AVG	TD	LP
A. Johnson	13	254	19.5	0

FIELD GOALS

<20	20-20	30-39	40-49	50+	TOTAL
Sievers	0-0	5-6	9-11	7-8	0-1 21-26



HISTORY

ALL-TIME BOWL GAME HISTORY

MIAMI IN BOWL GAMES (20-21)

BOWL	OPPONENT	W-L	SCORE	COACH	DATE	NOTES
1933	Palm Festival	Manhattan	W 7-0	Tom McCann	1/1/33	Cook's 3-yard TD run was lone score
1934	Palm Festival	Duquesne	L 7-33	Tom McCann	1/1/34	Duquesne scored 27 fourth-quarter points
1935	Orange	Bucknell	L 0-26	Irl Tubbs	1/1/35	Bucknell scored 19 second-half points
1946	Orange	Holy Cross	W 13-6	Jack Harding	1/1/46	Hudson 89-yard INT return capped upset of No. 16 HC
1951	Orange	Clemson	L 14-15	Andy Gustafson	1/1/51	Clemson safety in fourth quarter was go-ahead score
1952	Gator	Clemson	W 14-0	Andy Gustafson	1/2/52	Mallios scored both TDs in UM's win in 1951 rematch
1961	Liberty	Syracuse	L 14-15	Andy Gustafson	12/16/61	Up 14-0 at half, UM allowed 15 second-half points
1962	Gotham	Nebraska	L 34-35	Andy Gustafson	12/15/62	Lead changed hands six times before Nebraska won
1966	Liberty	Virginia Tech	W 14-7	Charlie Tate	12/10/66	Rallied from 7-0 halftime deficit for fourth bowl win
1967	Bluebonnet	Colorado	L 21-31	Charlie Tate	12/23/67	Colorado outscored Miami, 21-7, in second half
1981	Peach	Virginia Tech	W 20-10	Howard Schnellenberger	12/8/81	Jim Kelly (offense), Jim Burt (defense) named MOPs
1984	Orange	Nebraska	W 31-30	Howard Schnellenberger	12/8/84	Miami claimed first of five national championships
1985	Fiesta	UCLA	L 37-39	Jimmy Johnson	1/1/85	John Lee kicked GW 23-yard FG with 51 seconds left
1986	Sugar	Tennessee	L 7-35	Jimmy Johnson	1/1/86	After UM took 7-0 lead, UT scored final 35 points
1987	Fiesta	Penn State	L 10-14	Jimmy Johnson	12/8/87	Vinny Testaverde threw INT with 18 seconds to go
1988	Orange	Oklahoma	W 20-14	Jimmy Johnson	1/1/88	Miami collected second national championship
1989	Orange	Nebraska	W 23-3	Jimmy Johnson	12/8/89	Carlos Huerta booted three FGs in win
1990	Sugar	Alabama	W 33-25	Dennis Erickson	1/1/90	Miami's third national title — second in three years
1991	Cotton	Texas	W 46-3	Dennis Erickson	1/1/91	Canes' fourth consecutive bowl win
1992	Orange	Nebraska	W 22-0	Dennis Erickson	1/1/92	Miami claimed fourth national title in nine years
1993	Sugar	Alabama	L 13-34	Dennis Erickson	1/1/93	Loss snapped five-game bowl winning streak
1994	Fiesta	Arizona	L 0-29	Dennis Erickson	1/1/94	Shut out in bowl game for first time since 1935
1995	Orange	Nebraska	L 17-24	Dennis Erickson	1/1/95	Nebraska scored 15 fourth-quarter points
1996	Carquest	Virginia	W 31-21	Butch Davis	12/27/96	Win snapped three-game bowl losing streak
1998	Micron PC	N.C. State	W 46-23	Butch Davis	12/29/98	Scott Covington threw for 320 yards (MVP)
2000	Gator	Georgia Tech	W 28-13	Butch Davis	1/1/00	UM defense, MVP Nate Webster shut down GT offense
2001	Sugar	Florida	W 37-20	Butch Davis	12/01/01	Win wrapped up best season since 1994 (11-1)
2002	Rose	Nebraska	W 37-14	Larry Coker	1/3/02	Miami's fifth national title; first Rose Bowl victory
2003	Fiesta	Ohio State	L2OT 24-31	Larry Coker	1/3/03	34-game winning streak snapped
2004	Orange	Florida State	W 16-14	Larry Coker	12/04/04	Jarrett Payton (MVP) rushing for 131 yards
2004	Peach	Florida	W 27-10	Larry Coker	12/31/04	Devin Hester returned blocked FG 78 yards for TD
2005	Peach	LSU	L 3-40	Larry Coker	12/30/05	Worst bowl loss in program history
2006	MPC Computers	Nevada	W 21-20	Larry Coker	12/31/06	Kirby Freeman threw for 272 yards, added 3 TDs
2008	Emerald	California	L 17-24	Randy Shannon	12/27/08	Cal's Anthony Miller scored go-ahead TD in 4Q
2009	Champs Sports	Wisconsin	L 14-20	Randy Shannon	12/29/09	Wisconsin scored 20 unanswered points
2010	Sun	Notre Dame	L 17-33	Jeff Stoutland ¹	12/31/10	Miami trailed, 30-3, entering fourth quarter
2013	Russell Athletic	Louisville	L 9-36	Al Golden	12/28/13	Scored game's first points on safety
2014	Independence	South Carolina	L 21-24	Al Golden	12/27/14	Miami outgained South Carolina, 422-354
2015	Sun	Washington State	L 14-20	Larry Scott ¹	12/26/15	Canes' second half rally fell short
2016	Russell Athletic	West Virginia	W 31-14	Mark Richt	12/28/16	Miami held WVU to a season-low 229 yards
2017	Capital One Orange	Wisconsin	L 24-34	Mark Richt	12/30/17	UM makes first OB, 'NY-6' appearance since 2004

1 — interim head coach

BOWL GAME RECORD BREAKDOWN

BY DATE

	W	L	PCT
Pre-New Year's Eve	4	10	.286
New Year's Eve	2	1	.667
New Year's Day	7	8	.467
Post-New Year's Day	7	2	.778

BY BOWL GAME

	W	L	PCT
Bluebonnet	0	1	.000
Cotton	1	0	1.000
Fiesta	0	4	.000
Emerald	0	1	.000
Gator	2	0	1.000
Gotham	0	1	.000
Liberty	1	1	.500
Independence	0	1	.000
MPC Computers	1	0	1.000
Orange	6	4	.600
Peach	2	1	.667
Palm Festival	1	1	.500
Rose	1	0	1.000
Russell Athletic	2	2	.500
Sugar	2	2	.500
Sun	0	2	.000

BY COACH

	W	L	PCT
Butch Davis	4	0	1.000
Howard Schnellenberger	2	0	1.000
Jack Harding	1	0	1.000
Larry Coker	4	2	.667
Dennis Erickson	3	3	.500
Tom McCann	1	1	.500
Mark Richt	1	1	1.000
Charlie Tate	1	1	.500
Jimmy Johnson	2	3	.400
Andy Gustafson	1	3	.250
Irl Tubbs	0	1	.000
Jeff Stoutland	0	1	.000
Larry Scott	0	1	.000
Al Golden	0	2	.000
Randy Shannon	0	2	.000



BOWL GAME RECAPS

1933 PALM FESTIVAL

MIAMI 7, MANHATTAN 0

JANUARY 1, 1933 • MIAMI, FLA.

SCORING

Miami	0	0	0	7	7
Manhattan	0	0	0	0	0

UM Cook 3 run (Bates kick)

1934 PALM FESTIVAL

DUQUESNE 33, MIAMI 7

JANUARY 1, 1934 • MIAMI, FLA.

SCORING

Duquesne	0	0	6	27	33
Miami	0	0	0	7	7

DU Zaneski 1 run (kick failed)

DU Zaneski 5 run

UM Reichgott 4 pass from Ott (Petrowski kick)

DU DeLuca 6 run (Niccolai kick)

DU Baker 25 pass from DeLuca (Niccolai kick)

DU DeLuca 30 pass from Strutt (Niccolai kick)

1935 ORANGE BOWL

BUCKNELL 26, MIAMI 0

JANUARY 1, 1935 • MIAMI, FLA.

SCORING

Bucknell	0	7	6	13	26
Miami	0	0	0	0	0

BU Smith 3 run (Dobie kick)

BU Miller 4 run (kick failed)

BU Smith 8 run (kick failed)

BU Resnichak 10 run (Dobie kick)

1946 ORANGE BOWL

MIAMI 13, HOLY CROSS 6

JANUARY 1, 1946 • MIAMI, FLA.

SCORING

Miami	0	6	0	7	13
(16) Holy Cross	0	6	0	0	6

UM Krull 1 run (kick blocked)

HC Brennan 16 pass from Kozlowski (kick failed)

UM Hudson 89 interception return (Ghaul kick)

1951 ORANGE BOWL

CLEMSON 15, MIAMI 14

JANUARY 1, 1951 • MIAMI, FLA.

SCORING

(15) Miami	0	0	14	0	14
(10) Clemson	0	7	6	2	15

CU Cone 1 run (Radcliff kick)

CU G. Smith 7 pass from Hair (kick failed)

UM Mallios 5 run (Watson kick)

UM F. Smith 14 pass from Hackett (Watson kick)

CU Safety, F. Smith tackled in end zone by S. Smith

1952 GATOR BOWL

MIAMI 14, CLEMSON 0

JANUARY 2, 1952 • JACKSONVILLE, FLA.

SCORING

Miami	7	7	0	0	14
(19) Clemson	0	0	0	0	0

UM Mallios 11 run (Tremont kick)

UM Mallios 2 run (Tremont kick)

1961 LIBERTY BOWL

SYRACUSE 15, MIAMI 14

DECEMBER 16, 1961 • MEMPHIS, TENN.

SCORING

Miami	6	8	0	0	14
(14) Syracuse	0	0	8	7	15

UM Vollenweider 12 run (kick failed)

UM Spinelli 60 punt return (Miller pass from Mira)

SU Davis 1 run (Easterly pass from Sarette)

SU Easterly 7 pass from Sarette (Erickson kick)

1962 GOTHAM BOWL

NEBRASKA 36, MIAMI 34

DECEMBER 15, 1962 • NEW YORK, N.Y.

Played in freezing 17-degree weather in icy, snow-banked Yankee Stadium, the lead changed hands six times before Nebraska won 36-34. The Hurricanes rolled up 502 yards to Nebraska's 296 and had a 34-12 edge in first downs. UM quarterback **George Mira** shattered his UM passing record with 24 completions for 321 yards and two touchdowns, earning him MVP honors.

BOWL GAME RECAPS

SCORING

Miami	6	14	7	7	34
Nebraska	6	14	8	8	36

NEB	Thornton 1 run (run failed)
UM	Rizzo 10 pass from Mira (pass failed)
UM	Spinelli 30 pass from Mira (pass failed)
NEB	Ross 92 kickoff return (Johnson kick)
UM	Ryder 1 run (Ryder pass from Mira)
NEB	Eger 6 pass from Claridge (Johnson kick)
UM	Bennett 3 run (Wilson kick)
NEB	Thornton 1 run (Claridge kick)
NEB	Ross 1 run (Thornton run)
UM	Ryder 1 run (Wilson kick)

1966 LIBERTY BOWL

MIAMI 14, VIRGINIA TECH 7

DECEMBER 10, 1966 • MEMPHIS, TENN.

Playing in frigid 36-degree weather in Memphis, Miami found itself on the trailing end of a 7-0 score at halftime, but proved to be too powerful for Virginia Tech. Miami rallied from a seven-point deficit in the third period on a **Bill Miller** seven-yard TD pass to **Joe Mira**. UM marched to its winning TD in the fourth quarter. On the drive, Miller completed three passes to end **Jimmy Cox** (12, 11, and 38 yards), and **Doug McGee** barreled over from the one on fourth down with 8:05 left in the game. Miami's potent defense was led by All-American **Ted Hendricks**.

SCORING

(9) Miami	0	0	7	7	14
Virginia Tech	7	0	0	0	7

VT	Francisco 1 run (Utin kick)
UM	J. Mira 7 pass from Miller (Harris kick)
UM	McGee 1 run (Harris kick)

1967 BLUEBONNET BOWL

COLORADO 31, MIAMI 21

DECEMBER 23, 1967 • HOUSTON, TEXAS

In a wild scoring spectacle, Colorado won, 31-21, after the lead had changed hands five times at Rice Stadium. In the first quarter, CU's Larry Plantz scored from seven yards out, then Miami came back with **Joe Mira**'s score from the two. UM moved ahead moments later as **Jimmy Dye** stole a pass from **Dan Kelly** and ran 77 yards. A field goal by John Farler just before half, followed by an 80-yard TD march with the second half kickoff, put the Buffs

ahead, 17-14. UM regained the lead, 21-17, in the fourth on an 85-yard drive sparked by **Bill Miller**'s four completions to **Jerry Daanen**, the last one for a nine-yard TD. With six minutes left, CU surged ahead again on a 38-yard run by Bob Anderson.

SCORING

Miami	0	14	0	7	21
Colorado	7	3	7	14	31

CU	Plantz 7 run (Farler kick)
UM	Mira 2 run (Harris kick)
UM	Dye 77 pass interception return (Harris kick)
CU	Farler 31 FG
CU	B. Anderson 2 run (Bartelt kick)
UM	Daanen 9 pass from Miller (Harris kick)
CU	B. Anderson 38 run (Bartelt kick)
CU	Cooks 2 run (Farler kick)

1981 PEACH BOWL

MIAMI 20, VIRGINIA TECH 10

JANUARY 2, 1981 • ATLANTA, GA.

The Hurricanes embarked on their first postseason bowl appearance since 1967, squaring off against Virginia Tech on a clear Georgia day at Fulton County Stadium. **Howard Schnellenberger**'s troops set the pace early with two long scoring drives that proved to be the winning margin. UM took the opening kickoff 68 yards to paydirt, with QB **Jim Kelly** hitting **Larry Brodsky** on a 15-yard strike to culminate the nine-play drive. On Miami's third possession, Kelly connected through the air three times to spark a 10-play, 99-yard drive. **Chris Hobbs** did the honors with a 12-yard scamper up the middle to cap the drive. The Hokies closed the gap to 14-10 early in the second half, but two field goals by **Danny Miller** assured Miami of its first bowl victory since 1966. Kelly was selected the game's outstanding player on offense, while UM middle guard **Jim Burt** was named defensive MVP.

SCORING

(20) Miami	7	7	3	3	20
Virginia Tech	0	3	7	0	10

UM	Brodsky 15 pass from Kelly (Miller kick)
UM	Hobbs 12 run (Miller kick)
VT	Laury 42 FG
VT	Lawrence 1 run (Laury kick)
UM	Miller 31 FG
UM	Miller 37 FG



BOWL GAME RECAPS

NATIONAL CHAMPIONS

1984 ORANGE BOWL

MIAMI 31, NEBRASKA 30

JANUARY 2, 1984 • MIAMI, FLA.

UM ended a storybook climb to the national title by dealing Nebraska a 31-30 defeat. Miami QB **Bernie Kosar** earned MVP honors by throwing for a Orange Bowl-record 300 yards. Linebacker **Jack Fernandez** was named Defensive MVP as the Canes contained a Nebraska offense that had set numerous NCAA records. Late in the game, Jeff Smith set Nebraska up for the potential win with a 24-yard touchdown run to pull the Huskers to within one. Then, Nebraska lined up for a two-point attempt. Turner Gill rolled right under pressure and lofted a pass toward Smith, but UM strong safety **Kenny Calhoun** batted it away to seal the UM win.

SCORING

(5) Miami	17	0	14	0	31
(1) Nebraska	0	14	3	13	30

UM	Dennison 2 pass from Kosar (Davis kick)
UM	Davis 45 FG
UM	Dennison 22 pass from Kosar (Davis kick)
NEB	Steinkuhler 19 run (Livingston kick)
NEB	Gill 1 run (Livingston kick)
NEB	Livingston 34 FG
UM	Highsmith 1 run (Davis kick)
UM	Bentley 7 run (Davis kick)
NEB	Smith 1 run (Livingston kick)
NEB	Smith 24 run (pass failed)

1985 FIESTA BOWL

UCLA 39, MIAMI 37

JANUARY 1, 1985 • TEMPE, ARIZ.

The Hurricanes were dealt a narrow 39-37 defeat by the UCLA Bruins in the Fiesta Bowl to cap the 1984 season. The lead changed hands seven times before the Bruins' John Lee kicked the deciding field goal with 51 seconds remaining. **Melvin Bratton** had put Miami ahead on a 3-yard TD pass from **Bernie Kosar** with 2:58 left, giving UM a 37-36 advantage. The Bruins used eight plays to move 61 yards to the Canes seven, setting up Lee's heroics.

SCORING

(13) Miami	14	7	3	13	37
(14) UCLA	7	15	7	10	39

UCLA	Green 6 run (Lee kick)
UM	Oliver 34 run (Cox kick)
UM	Eddie Brown 68 punt return (Cox kick)
UM	Blades 48 pass from Kosar (Cox kick)
UCLA	Green 72 run (Lee kick)
UCLA	Safety, Shinnick tackled Tuten in end zone
UCLA	Lee 51 FG
UCLA	Lee 33 FG
UM	Cox 31 FG
UCLA	Sherrard 10 pass from Bono (Lee kick)
UCLA	Young 33 pass from Bono (Lee kick)
UM	Bratton 19 run (pass failed)
UM	Bratton 3 pass from Kosar (Cox kick)
UCLA	Lee 23 FG

1986 SUGAR BOWL

TENNESSEE 35, MIAMI 7

JANUARY 1, 1986 • NEW ORLEANS, LA.

Amid the revelry of New Orleans' Bourbon Street, the 1986 Sugar Bowl had it all. Miami, with one of the most dominant offenses in college football, was shooting for the national championship. The Volunteers, an underrated team who rolled into New Orleans with a hard-fought SEC title, were looking for the national respect they felt had eluded them. Tennessee used a solid offense and an opportunistic defense to down the second-ranked Canes. Despite constant pressure, **Vinny Testaverde** threw for 217 yards on 20 of 36 passing. UT QB Daryl Dickey, who earned MVP honors, finished with 131 yards on 15 of 25 passes.

SCORING

(2) Miami	7	0	0	0	7
(8) Tennessee	0	14	14	7	35

UM	Irvin 18 pass from Testaverde (Cox kick)
UT	Smith 6 pass from Dickey (Revez kick)
UT	McGee recovered fumble in end zone (Revez kick)
UT	Henderson 1 run (Revez kick)
UT	Powell 60 run (Revez kick)
UT	Wilson 6 run (Revez kick)

1987 FIESTA BOWL

PENN STATE 14, MIAMI 10

JANUARY 2, 1987 • TEMPE, ARIZ.

A national television audience watched the "Battle For No. 1" and the Hurricanes found themselves 77 yards from the national championship with just

BOWL GAME RECAPS

over three minutes left to play. **Vinny Testaverde** engineered a thrilling drive that included a 31-yard strike to **Brian Blades** on a 4th-and-6 play from Miami's own 27. The pass to Blades was the first of six consecutive completions by Testaverde that brought Miami to PSU's 6-yard line. However, with 18 seconds remaining, Pete Giftopoulos ended UM's drive for the national title by intercepting a Testaverde pass at the goal line. The Canes finished with 445 total yards and 22 first downs while holding PSU to Fiesta Bowl record-lows of 162 yards and just eight first downs. But seven turnovers tripped the Canes on the road to the national title.

SCORING

(1) Miami	0	7	0	3	10
(2) Penn State	0	7	0	7	14

UM	Bratton 1 run (Cox kick)
PSU	Shaffer 4 run (Manca kick)
UM	Selig 38 FG
PSU	Dozier 6 run (Manca kick)

NATIONAL CHAMPIONS

1988 ORANGE BOWL

MIAMI 20, OKLAHOMA 14

JANUARY 1, 1988 • MIAMI, FLA.

For the second time in five years, the Hurricanes were champions of the college football world. Just as they had done in 1983, the '87 Canes knocked off the nation's then No.1-ranked team in the Orange Bowl Classic. The second-ranked Hurricanes capped the school's second straight undefeated regular season with a 20-14 victory over Oklahoma. Sophomore QB **Steve Walsh** hit on 18-of-30 passing for 209 yards and two touchdowns. Senior fullback **Melvin Bratton** nearly broke a UM single-game receiving mark by hauling in nine catches for 102 yards before leaving the game with a knee injury. **Bernard Clark** stepped into the spotlight at middle linebacker and walked away with the game's MVP award after recording 12 unassisted tackles and 14 overall stops, while the defense limited OU to just 255 yards in total offense.

SCORING

(1) Oklahoma	0	7	0	7	14
(2) Miami	7	0	10	3	20

UM	Bratton 30 pass from Walsh (Cox kick)
OU	Stafford 1 run (Lashar kick)
UM	Cox 56 FG
UM	Irvin 23 pass from Walsh (Cox kick)
UM	Cox 48 FG
OU	Hutson 29 run (Lashar kick)

1989 ORANGE BOWL

MIAMI 23, NEBRASKA 3

JANUARY 2, 1989 • MIAMI, FLA.

For the first time in four years, Miami was not playing for the national title in its New Year's bowl game. Moments before kickoff of the 55th annual Orange Bowl Classic vs. Nebraska, the Canes learned that the No. 1 ranked team, Notre Dame, had defeated West Virginia in the Fiesta Bowl. As the nation tuned in to the Orange Bowl, many felt the University of Miami would come out flat, knowing that all possibility of a repeat national title had been lost. UM showed its true mettle, dominating the Big Eight Champions on offense, defense and special teams from the opening kickoff. The statistics backed up the scoreboard as the Canes held a 212-29 advantage in total yards and an 11-2 edge in first downs.

SCORING

(6) Nebraska	0	0	3	0	3
(2) Miami	7	13	0	3	23

UM	Conley 22 pass from Walsh (Huerta kick)
UM	Huerta 18 FG
UM	Conley 42 pass from Walsh (Huerta kick)
UM	Huerta 37 FG
NEB	Barrios 50 FG
UM	Huerta 37 FG

NATIONAL CHAMPIONS

1990 SUGAR BOWL

MIAMI 33, ALABAMA 25

JANUARY 1, 1990 • NEW ORLEANS, LA.

Miami solidified its title of "Team of the '80s" with its third national championship in seven years by handing Alabama a 33-25 defeat in the USF&G Sugar Bowl. Miami closed out its scoring by capitalizing on a **Charles Pharms** interception with an 88-yard drive that **Craig Erickson** finished off by finding tight end Randy Bethel open for a 12-yard touchdown reception. The Tide managed one more touchdown and two-point conversion with



BOWL GAME RECAPS

a minute remaining.

SCORING

(2) Miami	7	13	6	7	33
(7) Alabama	0	17	0	8	25

UM	McGuire 3 run (Huerta kick)
UA	Battle 4 pass from Hollingsworth (Doyle kick)
UM	Carroll 19 pass from Erickson (kick blocked)
UA	Doyle 45 FG
UM	Johnson 3 run (Huerta kick)
UA	Russell 7 pass from Hollingsworth (Doyle kick)
UM	Chudzinski 11 pass from Erickson (conversion failed)
UM	Bethel 12 pass from Erickson (Huerta kick)
UA	Wimbley 9 pass from Hollingsworth (Russell pass to Hollingsworth)

1991 COTTON BOWL

MIAMI 46, TEXAS 3

JANUARY 1, 1991 • DALLAS, TEXAS

Fourth-ranked Miami won its fourth consecutive bowl game in dominating fashion over No. 3-ranked Texas, 46-3, the most lopsided score in Cotton Bowl history. The Miami defense held Texas to minus-four yards total offense in the first stanza.

Craig Erickson, the game's outstanding offensive player, completed 17-of-26 passes for 272 yards and set a Cotton Bowl record with four TDs. **Russell Maryland**, the game's outstanding defensive player, had nine tackles and three sacks. Miami's defense set a Cotton Bowl mark with nine sacks and **Carlos Huerta's** 50-yard field goal tied a Cotton Bowl record.

SCORING

(4) Miami	12	7	14	13	46
(3) Texas	0	3	0	0	3

UM	Huerta 28 FG
UM	Huerta 50 FG
UM	Carroll 12 pass from Erickson (pass failed)
UT	Pollak 29 FG
UM	Carroll 24 pass from Erickson (Huerta kick)
UM	D. Smith 34 interception return (Huerta kick)
UM	Hill 48 pass from Erickson (Huerta kick)
UM	Bethel 4 pass from Erickson (kick failed)
UM	Conley 26 run (Huerta kick)

NATIONAL CHAMPIONS

1992 ORANGE BOWL

MIAMI 22, NEBRASKA 0

JANUARY 1, 1992 • MIAMI, FLA.

The No. 1-ranked Hurricanes capped a 12-0 season and claimed their fourth national championship in nine years by dominating the Big Eight Champion Nebraska Cornhuskers, 22-0, in front of an Orange Bowl crowd of 77,747. Miami used the running of **Larry Jones**, who responded with a career-high 144 yards rushing (earning him MVP honors) and a dominating defense to roll to victory. Miami played with the knowledge that earlier that day the No. 2-ranked Washington Huskies had soundly defeated the Michigan Wolverines in the Rose Bowl, and would ultimately claim a co-national championship with the Hurricanes. The Miami defense held Nebraska to a single yard of offense in the first quarter and 62 total in the first half en route to its second shutout of the year. For the game, UM recorded two interceptions, two fumble recoveries and five sacks, four by sophomore **Rusty Medearis**.

SCORING

(1) Miami	13	0	9	0	22
(11) Nebraska	0	0	0	0	0

UM	Williams 8 pass from Torretta (Huerta kick)
UM	Huerta 24 FG
UM	Huerta 24 FG
UM	L. Jones 1 run (2-point conversion failed)
UM	Huerta 54 FG

1993 SUGAR BOWL

ALABAMA 34, MIAMI 13

JANUARY 1, 1993 • NEW ORLEANS, LA.

The No. 1-ranked Hurricanes' dream of a second consecutive national championship and an unprecedented fifth title in 10 years ended with a 34-13 defeat at the hands of No. 2-ranked Alabama. **Gino Torretta** set a UM bowl record with 56 pass attempts, throwing for 278 yards on 24-of-56 passing, but had no TDs and three picks. A bright spot in the second half for Miami was **Kevin Williams'** Sugar Bowl-record 78-yard punt return for a touchdown in the fourth quarter.

HISTORY

BOWL GAME RECAPS

SCORING

(1) Miami	3	3	0	7	13
(2) Alabama	3	10	14	7	34

UA	Proctor 19 FG
UM	Prewitt 49 FG
UA	Proctor 23 FG
UA	Williams 2 rush (Proctor kick)
UM	Prewitt 42 FG
UA	Lassic 1 rush (Proctor kick)
UA	Teague 31 interception return (Proctor kick)
UM	Kevin Williams 78 punt return (Prewitt kick)
UA	Lassic 4 rush (Proctor kick)

1994 FIESTA BOWL

ARIZONA 29, MIAMI 0

JANUARY 1, 1994 • TEMPE, ARIZ.

The No. 10-ranked Hurricanes fell victim to the No. 16 Arizona Wildcats, 29-0, in the 23rd annual IBM OS/2 Fiesta Bowl before a sellout crowd of 72,260 and a national television audience. The Wildcats used a strong ground attack and stifling defense to hand the Canes their first shutout since 1979, a span of 168 games. It was also the first time that Miami had been shutout in a bowl game since a 26-0 loss to Bucknell in the 1935 Orange Bowl. The only bright spot for the Canes was receiver **Chris T. Jones**, who had six receptions for 98 yards.

SCORING

(10) Miami	0	0	0	0	0
(16) Arizona	9	7	6	7	29

UA	Dickey 13 pass from White (kick blocked)
UA	McLaughlin 39 FG
UA	Levy 68 rush (McLaughlin kick)
UA	McLaughlin 31 FG
UA	McLaughlin 21 FG
UA	Dickey 14 pass from White (McLaughlin kick)

1995 ORANGE BOWL

NEBRASKA 24, MIAMI 17

JANUARY 1, 1995 • MIAMI, FLA.

The third-ranked Hurricanes' dream of a fifth national title was dashed in front of a record crowd of 81,753 as the top-ranked Nebraska Cornhuskers overcame a 17-9 deficit with two fourth quarter touchdowns to propel them to a 24-17 victory and the 1994 national championship. Nebraska's defense took control after halftime by putting relentless

pressure on Miami QB **Frank Costa** and sacking him four times in the half (five times in the game), including one for a safety early in the third quarter. Miami's defense came up big, forcing two Nebraska turnovers. But Nebraska and its bruising offensive line controlled the final quarter of play.

SCORING

(3) Miami	10	0	7	0	17
(1) Nebraska	0	7	2	15	24

UM	Prewitt 44 FG
UM	T. Jones 35 pass from Costa (Prewitt kick)
NEB	Gilman 19 pass from Berringer (Sieler kick)
UM	J. Harris 44 pass from Costa (Prewitt kick)
NEB	Safety, Harris tackled Costa in end zone
NEB	Schlesinger 15 run (Alford pass from Frazier)
NEB	Schlesinger 14 run (Sieler kick)

1996 CARQUEST BOWL

MIAMI 31, VIRGINIA 21

DECEMBER 27, 1996 • MIAMI, FLA.

Miami won the 1996 Carquest Bowl in entertaining fashion with a 31-21 triumph over Virginia. Defensive standout **Tremain Mack** provided the fireworks with a pair of Miami touchdowns. Mack, who was a unanimous choice for game MVP, returned a UVA fumble 79 yards for a touchdown to give UM a 14-0 first quarter lead. Mack then gave the Canes an insurmountable 24-7 lead when he picked off Cavalier QB Tim Sherman in the second quarter and raced 42 yards to paydirt. Mack continued his heroics in the third quarter by blocking a Rafeal Garcia 29-yard field goal attempt, the first of two blocked FGs by the Canes. **Ryan Clement** ignited the Hurricane offense throwing for a career-best 274 yards on 16-of-26 passing with one touchdown.

SCORING

(19) Miami	14	10	0	7	31
Virginia	7	0	7	7	21

UM	Green 70 pass from Clement (Crosland kick)
UM	Mack 79 fumble return (Crosland kick)
UVA	Crowell 29 pass from Brooks (Garcia kick)
UM	Crosland 20 FG
UM	Mack 42 interception return (Crosland kick)
UVA	Brooks 1 rush (Garcia kick)
UM	T. Jones 2 rush (Crosland kick)
UVA	T. Jones 3 rush (Garcia kick)



BOWL GAME RECAPS

1998 MICRON PC BOWL

MIAMI 46, NC STATE 23

DECEMBER 29, 1998 • MIAMI, FLA.

No. 24 Miami defeated NC State, 46-23, at the 1998 Micron PC Bowl. **Scott Covington** earned game MVP honors, finishing with 320 yards passing and two touchdowns on a 17-of-24 performance. His favorite target was **Santana Moss**, who had five catches for 141 yards including an 80-yard touchdown pass. **Edgerrin James** led the ground attack with 156 yards on 20 carries. UM's offense set a bowl record with 594 total yards. The defense made six tackles for loss and set a Micron PC bowl record with five interceptions. Linebacker **Dan Morgan** made 12 tackles and a forced fumble.

SCORING

(24) Miami	14	13	3	16	46
NC State	7	3	7	6	23

- UM King 4 pass from Covington (Crosland kick)
- NCS Barnette 1 rush (Deskevich kick)
- UM James 5 rush (Crosland kick)
- UM Moss 80 pass from Covington (kick blocked)
- NCS Deskevich 28 FG
- UM James 2 rush (Crosland kick)
- UM Crosland 31 FG
- NCS Spikes 30 rush (Deskevich kick)
- UM Jackson 13 rush (pass failed)
- UM Jackson 25 rush (Crosland kick)
- NCS Coleman 7 pass from Barnette (rush failed)
- UM Gaitan 29 FG

2000 GATOR BOWL

MIAMI 28, GEORGIA TECH 13

JANUARY 1, 2000 • JACKSONVILLE, FLA.

No. 23 Miami routed No. 15 Georgia Tech, 28-13, behind a dominating defensive performance that held a Yellow Jackets' offense ranked second nationally in scoring with an average of 40.7 points a game to a season-low 13 points. The Hurricanes struck on their opening possession with an eight-yard **James Jackson** touchdown run. Miami then took a 14-point lead early in the second quarter when sophomore QB **Kenny Kelly** capped a 73-yard drive with a 15-yard touchdown strike to **Andre King**. Following a Tech score, freshman All-America RB **Clinton Portis** set a UM bowl record with a 73-yard touchdown run to give the Canes a 21-7 halftime lead. Georgia Tech could only muster a pair

of second half field goals as the UM defense, behind the play of Gator Bowl MVP **Nate Webster**, shut down the Yellow Jackets' attack.

SCORING

(23) Miami	7	14	0	7	28
(15) Georgia Tech0	7	6	0		13
UM	Jackson 8 run (Crosland kick)				
UM	King 15 pass from Kelly (Crosland kick)				
GT	Hamilton 17 run (Manger kick)				
UM	Portis 73 run (Crosland kick)				
GT	Manger 25 FG				
GT	Manger 36 FG				
UM	Wayne 17 pass from Dorsey (Crosland kick)				

2001 SUGAR BOWL

MIAMI 37, FLORIDA 20

JANUARY 2, 2001 • NEW ORLEANS, LA.

Second-ranked Miami defeated No. 7 Florida, 37-20, in the Nokia Sugar Bowl to wrap up the Hurricanes' best season since 1994 at 11-1 and second in the national rankings. The Canes led, 27-20, with 12:50 remaining when UM turned to running back **Clinton Portis**, who finished with 97 yards on 18 carries. On the first play of the ensuing possession, CB **Phillip Buchanon** picked off Rex Grossman to set up a 3-yard touchdown run by **Najeh Davenport** that gave Miami control. QB **Ken Dorsey** was named the game's Most Valuable Player, completing 22-of-40 passes for 270 yards and three TDs.

SCORING

(2) Miami	10	3	14	10	37
(7) Florida	7	3	7	3	20

- UF Wells 23 pass from Grossman (Chandler kick)
- UM Sievers 44 FG
- UM Shockey 8 pass from Dorsey (Sievers kick)
- UM Sievers 29 FG
- UF Chandler 51 FG
- UF Graham 36 run (Chandler kick)
- UM Williams 19 pass from Dorsey (Sievers kick)
- UM Davenport 2 pass from Dorsey (Sievers kick)
- UF Chandler 26 FG
- UM Sievers 29 FG
- UM Davenport 3 run (Sievers kick)



BOWL GAME RECAPS

NATIONAL CHAMPIONS

2002 ROSE BOWL

MIAMI 37, NEBRASKA 14

JANUARY 3, 2002 • PASADENA, CALIF.

Miami lowered the boom on the Nebraska Cornhuskers in a decisive 37-14 victory in the 88th Rose Bowl game for the National Championship. Miami's 12-0 season was capped by a performance indicative of much of the Hurricanes' season, as UM piled up a huge halftime lead and cruised to the victory. The top-ranked Hurricanes used three touchdown passes by **Ken Dorsey** to build a big early lead.

Andre Johnson caught seven passes for 199 yards and two scores for the Hurricanes, who laid claim to their first national title since 1991. Dorsey and Johnson shared MVP honors and were helped by **Clinton Portis**, who carried 20 times for 104 yards and a score. Dorsey completed 22-of-35 passes for 362 yards, including 258 in the first half.

SCORING

(1) Miami	7	27	0	3	37
(4) Nebraska	0	0	7	7	14

UM	Johnson 49 pass from Dorsey (Sievers kick)
UM	Portis 39 run (Sievers kick)
UM	Lewis 47 interception return (Sievers kick)
UM	Shockey 21 pass from Dorsey (kick failed)
UM	Johnson 8 pass from Dorsey (Sievers kick)
NU	Davies 16 run (Brown kick)
NU	Groce 71 punt return (Brown kick)
UM	Sievers 37 FG

2003 FIESTA BOWL

OHIO STATE 31, MIAMI 24 (2OT)

JANUARY 3, 2003 • TEMPE, ARIZ.

Miami's 34-game winning streak came to an end as Ohio State defeated the Hurricanes 31-24 in double overtime to win the Fiesta Bowl and the BCS National Championship. Maurice Clarett scored his second touchdown on a five-yard run in the second overtime. Craig Krenzel had a pair of touchdown runs for the Buckeyes (14-0), who ended Miami's winning streak -- the sixth-longest in college football history -- in a game of high drama that was prolonged by a controversial pass interference call. It was the first-ever overtime in a BCS title game, despite Miami turning the ball over five times and losing **Willis McGahee** to a knee injury in the fourth quarter. On

the final play of regulation, **Todd Sievers** kicked a 40-yard field goal to tie it at 17-17. **Kellen Winslow Jr.** caught a seven-yard TD pass from **Ken Dorsey** in the first overtime. On 4th-and-goal from the 5, **Glenn Sharpe** batted away a pass intended for Chris Gamble. Miami began its celebration, but Sharpe was flagged for pass interference. Krenzel then scored on a one-yard run and Miami was stopped in the second overtime.

SCORING

(2) Ohio State	0	14	3	0	14	31
(1) Miami	7	0	7	3	7	24

UM	Parrish 25 pass from Dorsey (Sievers kick)
OSU	Krenzel 1 run (Nugent kick)
OSU	Clarett 1 run (Nugent kick)
OSU	Nugent 44 FG
UM	McGahee 9 run (Sievers kick)
UM	Sievers 40 FG
UM	Winslow 7 pass from Dorsey (Sievers kick)
OSU	Krenzel 1 run (Nugent kick)
OSU	Clarett 5 run (Nugent kick)

2004 FEDEX ORANGE BOWL

MIAMI 16, FLORIDA STATE 14

JANUARY 2, 2004 • MIAMI, FLA.

Ninth-ranked Miami used all its energy to take a tense 16-14 victory over eighth-ranked Florida State in the FedEx Orange Bowl at Pro Player Stadium, riding big performances by **Jarrett Payton** and **Jon Peattie** and a big play by **D.J. Williams**. The Hurricanes (11-2) defeated the Seminoles (10-3) for the fifth straight time, benefiting from a crucial missed field goal for the fifth time in the scintillating series since 1991. Xavier Beitia, who was wide left on a potential game-winning 43-yard field goal in the previous year's loss at Miami, was wide right on a 39-yarder with five and a half minutes to go. Payton, who victimized FSU for 97 yards and a TD catch in a win in October, ran for 131 on 22 carries to earn MVP honors. Peattie's career-best 51-yard field goal early in the third quarter was the only scoring in a grueling second half.

SCORING

(9) Miami	3	10	3	0	16
(8) Florida State	0	14	0	0	14

HISTORY



BOWL GAME RECAPS

UM	Peattie 32 FG
FSU	Booker 9 pass from Rix (Beitia kick)
FSU	Henshaw 7 pass from Rix (Beitia kick)
UM	T. Moss 3 run (Peattie kick)
UM	Peattie 44 FG
UM	Peattie 51 FG

2004 CHICK-FIL-A PEACH BOWL

MIAMI 27, FLORIDA 10

DECEMBER 31, 2004 • ATLANTA, GA.

The Miami Hurricanes settled for the state title in the Chick-fil-A Peach Bowl. **Devin Hester** returned a blocked field goal 78 yards for a touchdown, **Roscoe Parrish** returned a punt 72 yards for a score and the No. 14 Hurricanes beat No. 20 Florida, 27-10, at the Georgia Dome. UM earned a third consecutive "state title" by beating Florida and Florida State in the same season and extended its winning streak against the Gators to six games. **Brock Berlin** finished 13-of-23 for 171 yards. Miami's special teams and defense did the most damage on New Year's Eve. After a blocked punt, UM's **Thomas Carroll** blocked Matt Leach's 32-yard field goal try. Hester picked up the loose ball and sprinted the other way for a score. **Jon Peattie** also nailed a 47-yarder to give the Canes a 10-3 lead. Miami forced Florida to punt on the ensuing possession, and Parrish caught the linedrive kick and ran untouched up the seam for a 72-yard score.

SCORING

(20) Florida	0	3	7	0	10
(14) Miami	7	10	7	3	27

UM	Hester 78 blocked field goal return (Peattie kick)
UF	Leach 34-yard field goal
UM	Peattie 47-yard field goal
UM	Parrish 72 punt return (Peattie kick)
UM	Moore 20 pass from Berlin (Peattie kick)
UF	Cornelius 45 pass from Leak (Leach kick)
UM	Peattie 32-yard field goal

2005 CHICK-FIL-A PEACH BOWL

LSU 40, MIAMI 3

DECEMBER 30, 2005 • ATLANTA, GA.

Making his first-career start, Matt Flynn threw for two touchdowns as No. 10 LSU defeated No. 9 Miami, 40-3, in the Chick-fil-A Peach Bowl. Flynn spearheaded a 17-point outburst in the second quarter with touchdown passes of 51 yards and four

yards that gave the Tigers (11-2) a 20-3 advantage at the break. He completed 13-of-22 passes for 196 yards without a turnover. On Miami's first possession, **Devin Hester** lined up at tailback and receiver and also took a direct snap at quarterback. Hester had two catches for 40 yards and six carries for 24 yards. Hester had a 24-yard run on the possession to set up a field goal. **Jon Peattie** kicked a 21-yard field goal to open the scoring in the first quarter for Miami.

SCORING

(9) Miami	3	0	0	0	3
(10) LSU	3	17	14	6	40

UM	Peattie 21 FG
LSU	Jackson 37 FG
LSU	Davis 51 pass from Flynn (David kick)
LSU	Jackson 47 FG
LSU	Addai 4 pass from Flynn (David kick)
LSU	Addai 6 run (David kick)
LSU	Hester 1 run (David kick)
LSU	David 35 FG
LSU	Jackson 50 FG

2006 MPC COMPUTERS BOWL

MIAMI 21, NEVADA 20

DECEMBER 31, 2006 • BOISE, IDAHO

Kirby Freeman threw for 272 yards and two long touchdowns and ran for another score, **Chavez Grant** made a game-saving interception with 18 seconds left and the Hurricanes sent departing coach **Larry Coker** out with a dramatic 21-20 win over Nevada in the MPC Computers Bowl. Freeman threw a 78-yard touchdown pass to **Sam Shields** with 5:59 left in the third quarter to break what was a 14-14 tie and put the Hurricanes (7-6) ahead for good. Freeman also had a 52-yard pass to **Ryan Moore** late in the first half. Shields caught four passes for 101 yards for Miami, while Moore made only two catches, but finished with 96 yards for the Hurricanes.

SCORING

Miami	7	7	7	0	21
Nevada	2	9	3	6	20



BOWL GAME RECAPS

UM	Freeman 1 run (Peattie kick)
NEV	Team safety (Freeman intentional grounding EZ)
NEV	Mitchell 27 from Rowe (Rowe run failed)
UM	R. Moore 52 from Freeman (Peattie kick)
NEV	Jaekle 33 FG
NEV	Jaekle 31 FG
UM	Shields 78 pass from Freeman (Peattie kick)
NEV	Jaekle 44 FG
NEV	Jaekle 40 FG

2008 EMERALD BOWL

CAL 24, MIAMI 17

DECEMBER 27, 2008 • SAN FRANCISCO, CALIF.

Zack Follett forced a fumble by **Jacory Harris** deep in

Miami territory with 3:28 left and Anthony Miller scored the go-ahead touchdown on his first career catch moments later in California's 24-17 victory in the Emerald Bowl. Jahvid Best rushed for a bowl-record 186 yards and two touchdowns, yet the Golden Bears (9-4) still needed a big defensive play and an unlikely hero to hold off the Hurricanes (7-6) in front of a Bay Area crowd teeming with screaming Cal fans. Harris played well in the freshman's second career start, going 25-of-41 for 194 yards and two TDs. **LaRon Byrd** and **Thearon Collier** caught Harris' scoring passes for Miami, which tied it on **Matt Boshers**' 22-yard field goal with 9:13 to play.

SCORING

Miami	0	7	7	3	17
Cal	14	0	3	7	24

CAL	Best 1 run (Tavecchio kick)
CAL	Best 42 run (Tavecchio kick)
UM	Byrd 9 pass from Harris (Bosher kick)
UM	Collier 6 pass from Harris (Bosher kick)
CAL	Tavecchio 23 FG
UM	Bosher 22 FG
CAL	Miller 2 pass from Longshore (Tavecchio kick)

2009 CHAMPS SPORTS BOWL

WISCONSIN 20, MIAMI 14

DECEMBER 30, 2009 • ORLANDO, FLA.

John Clay had 121 yards rushing and two touchdowns, powering No. 24 Wisconsin past No. 14 Miami 20-14 in the Champs Sports Bowl. Scott Tolzien threw for 260 yards and Montee Ball added

61 yards rushing for the Badgers. Miami's **Jacory Harris** struggled before throwing a touchdown pass to **Thearon Collier** with 1:22 remaining. The Hurricanes recovered the onside kick, but Harris threw incomplete on fourth down to end any hope of a comeback. Harris, who threw for 188 yards, was slowed by an injured right thumb, a brace around his left leg and a Badgers team that smothered him with five sacks. Wisconsin's running game helped it hold the ball for nearly 40 minutes, leaving little time for Miami to work.

SCORING

(15) Miami	7	0	0	7	14
(25) Wisconsin	7	10	0	3	20

UM	Cooper 16 run (Bosher kick)
UW	Clay 3 run (Welch kick)
UW	Clay 3 run (Welch kick)
UW	Welch 37 FG
UW	Welch 29 FG
UM	Collier 14 pass from Harris (Bosher kick)

2010 HYUNDAI SUN BOWL

NOTRE DAME 33, MIAMI 17

DECEMBER 31, 2010 • EL PASO, TEXAS

Freshman QB Tommy Rees passed for 201 yards and two touchdowns to Michael Floyd as Notre Dame beat Miami, 33-17, in the Sun Bowl. Notre Dame (8-5) reached the end zone on three of its first four possessions. The Hurricanes trailed, 30-3, going into the fourth quarter. Miami scored twice in the fourth quarter when **Stephen Morris** threw a 6-yard TD pass to **Leonard Hankerson** and a 42-yard scoring play to **Tommy Streeter**, but it was too late by then. The Canes trailed, 27-0, late in the first half and the player with the most catches from a Hurricanes quarterback was Irish safety Harrison Smith, who intercepted three passes.

SCORING

Notre Dame	14	13	3	3	33
Miami	0	3	0	14	17

HISTORY



BOWL GAME RECAPS

ND	Floyd 3 pass from Rees (Ruffer kick)
ND	Floyd 34 pass from Rees (Ruffer kick)
ND	Wood 34 run (Ruffer kick)
ND	Ruffer 40 FG
ND	Ruffer 50 FG
UM	Bosher 47 FG
ND	Ruffer 19 FG
UM	Hankerson 6 pass from Morris (Bosher kick)
UM	Streeter 42 pass from Morris (Bosher kick)
ND	Tausch 34 FG

2013 RUSSELL ATHLETIC BOWL

LOUISVILLE 36, MIAMI 9

DECEMBER 28, 2013 • ORLANDO, FLA.

Teddy Bridgewater threw three touchdowns and ran for another score to lead No. 18 Louisville to a 36-9 win over future ACC rival Miami. Bridgewater threw for a career-high 447 yards on 35-of-45 passing. Miami opened the game with a bang, as **Deon Bush** sacked Bridgewater in the end zone for a safety. After that, Louisville reeled off 36 unanswered points. Freshman RB **Gus Edwards** rushed for a team-high 38 yards and a touchdown, while QB **Stephen Morris** completed 12-of-27 passes for 160 yards and was sacked four times in his final game in a Miami uniform.

SCORING

Miami	2	0	0	7	9
(18) Louisville	6	16	7	7	36

UM	Bush safety
UL	Wallace 36 FG
UL	Wallace 43 FG
UL	Wallace 42 FG
UL	Parker 26 pass from Bridgewater (Wallace kick)
UL	Harris 12 pass from Bridgewater (Wallace kick)
UL	Perry 24 pass from Bridgewater (Wallace kick)
UL	Bridgewater 1 run (Wallace kick)
UM	Edwards 2 run (Goudis kick)

2014 INDEPENDENCE BOWL

SOUTH CAROLINA 24, MIAMI 21

DECEMBER 27, 2014 • SHREVEPORT, LA.

Duke Johnson rushed for 132 yards and added another 51 yards on five receptions but Miami fell to South Carolina, 24-21, in the Duck Commander Independence Bowl. Johnson's performance tied him with Clinton Portis and Edgerrin James for the most career 100-yard games with 14. Miami's **Brad**

Kaaya threw for 236 yards, one touchdown and one interception.

SCORING

Miami	3	3	8	7	21
South Carolina	0	17	0	7	24

UM	Badgley 27 FG
UM	Badgley 26 FG
SC	Cooper 78 pass from Thompson (Fry kick)
SC	Davis 15 pass from Thompson (Fry kick)
SC	Fry 32 FG
UM	Edwards 3 run (Lewis pass from Kaaya)
SC	Thompson 2 run (Fry kick)
UM	Dorsett 11 pass from Kaaya (Badgley kick)

2015 HYUNDAI SUN BOWL

WASHINGTON STATE 20, MIAMI 14

DECEMBER 26, 2015 • EL PASO, TEXAS

Luke Falk threw two touchdown passes to lead Washington State to a 20-14 victory over Miami in the snowy Sun Bowl. Washington State led 20-7 at the half and looked in total control, limiting Miami to three first downs over the second and third quarters. The Hurricanes rallied in a blizzard in the fourth. **Braxton Berrios'** 60-yard end-around run set up **Mark Walton's** 5-yard scoring run that cut it to 20-14 with 13:10 left. The Cougars, the top passing team in the nation during the regular season, were shut out in the second half, leaving it to their defense to wrap up the victory. After a Cougars punt, the Hurricanes were at the Washington State 28, but an end-over-end halfback pass from **Joe Yearby** was intercepted by Shalom Lunai with 2:58 to play to seal it for Washington State. **Brad Kaaya** was 17-of-30 for 219 yards with one interception. He appeared to give the Hurricanes a 14-7 lead in the second quarter when he connected in the end zone with receiver **Rashawn Scott**, but the ball came out of Scott's hands and was intercepted by Peyton Pelluer.

SCORING

Miami	7	0	0	7	14
Washington State	7	13	0	0	20

WSU	Morrow 31 pass from Falk (Powell kick)
UM	Coley 4 pass from Kaaya (Badgley kick)
WSU	Powell 30 FG
WSU	Marks 25 pass from Falk (Powell kick)
WSU	Powell 25 FG
UM	Walton 5 run (Badgley kick)



BOWL GAME RECAPS

2016 RUSSELL ATHLETIC BOWL

MIAMI 31, WEST VIRGINIA 14

DECEMBER 28, 2016 • ORLANDO, FLA.

In dire need of some offense and with his team trailing West Virginia early in the Russell Athletic Bowl, University of Miami head coach Mark Richt called a simple hitch route to open the Hurricanes' seventh offensive series. Freshman wide receiver **Ahmmmon Richards** caught a pass and blew by four defenders for a 51-yard touchdown, jumpstarting a dominant stretch by Russell Athletic Bowl MVP **Brad Kaaya** that propelled Miami to its first bowl win since 2006, 31-14 over West Virginia. After Kaaya hit Richards, 48,625 fans watched the junior complete 18 of his next 20 passes, a streak that included a Miami bowl record-tying four touchdown passes. The Hurricanes (9-4) offense had strung together six straight three-and-outs and totaled just 31 yards over their first six drives, but something clicked for Miami after the Richards touchdown. Miami scored points on five straight possessions, including touchdown passes from Kaaya to **Malcolm Lewis**, **Braxton Berrios** and **David Njoku**. Kaaya's four touchdown passes matched Craig Erickson's performance in the 1991 Cotton Bowl.

SCORING

West Virginia	7	0	7	0	14
Miami	0	21	10	0	31

- WVU McKoy 6 run (Molina kick)
- UM Richards 51 pass from Kaaya (Badgley kick)
- UM Lewis 3 pass from Kaaya (Badgley kick)
- UM Berrios 26 pass from Kaaya (Badgley kick)
- UM Njoku 23 pass from Kaaya (Badgley kick)
- WVU Howard 4 run (Molina kick)
- UM Badgley 30 FG

2017 CAPITAL ONE ORANGE BOWL

WISCONSIN 34, MIAMI 24

DECEMBER 30, 2017 • MIAMI GARDENS, FLA.

In a battle of two teams with outstanding defenses, few could have predicted a game that would feature 58 combined points scored. But an unexpected back-and-forth shootout is exactly what happened at Hard Rock Stadium, as the No. 6 Wisconsin Badgers outscored the No. 10 Miami Hurricanes, 34-24, to win the 2017 Capital One Orange Bowl. Miami (10-3, 7-1 ACC) entered the

game looking to run the ball effectively and limit the Wisconsin (13-1, 12-0 Big Ten) ground game and they accomplished both. The Hurricanes totaled 377 yards of offense, including 174 rushing yards. The Badgers had allowed 150 rushing yards or fewer in 12 of 14 games this season. The Canes also held Wisconsin to just 142 rushing yards after the Badgers averaged 229 rushing yards per game this season. But Miami could not find a solution for Wisconsin quarterback Alex Hornibrook, who threw for 258 yards and four touchdowns en route to game MVP honors. **DeeJay Dallas** and **Travis Homer** each scored rushing touchdowns for the Hurricanes, while **Lawrence Cager** hauled in a 38-yard scoring strike. The loss dropped Miami's all-time Orange Bowl record to 6-4.

SCORING

Wisconsin	3	21	3	7	34
Miami	14	0	7	3	24

- WIS Gaglianone 35 FG
- UM Homer 5 run (Badgley kick)
- UM Dallas 39 run (Badgley kick)
- WISC Davis 20 pass from Hornibrook (Gaglianone kick)
- WISC Taylor 16 pass from Hornibrook (Gaglianone kick)
- WISC Davis 5 pass from Hornibrook (Gaglianone kick)
- UM Cager 38 pass from Rosier (Badgley kick)
- WISC Gaglianone 47 FG
- UM Badgley 41 FG
- WISC Davis 6 pass from Hornibrook (Gaglianone kick)


COLLEGE AND PRO FOOTBALL HALLS OF FAME



JIM OTTO

PRO FOOTBALL HALL OF FAME INDUCTEE (1980)
CENTER (1957-59)

The Wausau, Wis., native was awarded the NFL's most prestigious honor his first year of eligibility in 1980 and was the first Hurricanes player so honored...a two-year starter for the Hurricanes (1958-59), Otto went on to one of the most prolific careers in the history of pro football...made his jersey number 00 famous through 210 consecutive starts and 308 total games (both team records) for the AFL and NFL Oakland Raiders...earned All-Pro all 10 seasons of the AFL's existence (1960-69) and was chosen All-AFC...played in the NFL Pro Bowl the first three seasons after the leagues merged.



TED HENDRICKS

PRO FOOTBALL HALL OF FAME INDUCTEE (1990)
COLLEGE FOOTBALL HALL OF FAME INDUCTEE (1987)
DEFENSIVE END (1966-68)

The only Hurricane to have his number retired at UM and be inducted into both the Pro and College Football Halls of Fame...was the first UM player selected to the College Football Hall of Fame, entering the Hall in 1986...Miami's only three-time All-American (1966, 1967, 1968)...placed fifth in Heisman Trophy voting in 1968...the "Mad Stork" came out of the University of Miami and immediately became a force in the NFL...switched from defensive end to linebacker and spent five years with the Baltimore Colts, one with the Green Bay Packers and nine with the Oakland/Los Angeles Raiders...Hendricks played on four Super Bowl championship teams: the 1970 Colts, 1976 and 1980 Oakland Raiders

and 1983 Los Angeles Raiders...the second Hurricanes player to receive pro football's highest honor, Hendricks was inducted into the Hall in 1990.




JIM KELLY

PRO FOOTBALL HALL OF FAME INDUCTEE (2002)
QUARTERBACK (1979-82)

East Brady, Pa., native was one of the key players in the rejuvenation of the University of Miami football program...engineered milestone victories over Penn State (1979, 1981) and Notre Dame (1981), along with UM's 1980 Peach Bowl win over Virginia Tech...played in the NFL from 1986 to 1996 with the Buffalo Bills after three seasons with the USFL's Houston Gamblers (1983-85)...selected by the Bills in the first round (14th player overall) of the 1983 NFL draft...joined the Bills in 1986...became the fourth-fastest quarterback in NFL history to reach 30,000 yards passing...passed for more than 3,000 yards in a season eight times...mastered the no-huddle offense that became a Bills' trademark...led Buffalo to an unprecedented four straight Super Bowl appearances...at the time of his retirement, his 84.4 passer rating ranked sixth all-time, his 35,467 career passing yards ranked 10th, his 2,874 completions ranked eighth, and his 237 touchdowns ranked 13th...led the NFL in passing in 1990, posting a 101.2 passer rating, only the fifth quarterback to maintain a rating over 100...led the AFC in passing in 1991...named to five Pro Bowls...All-Pro in 1991, All-Pro second team in 1990 and 1992...Inducted into the Pro Football Hall of Fame in 2002.

COLLEGE AND PRO FOOTBALL HALLS OF FAME



JACK HARDING

COLLEGE FOOTBALL HALL OF FAME INDUCTEE (1980)
HEAD COACH (1937-42, 1945-47)

Came to Miami as athletics director and head coach in 1937 and became UM's first football legend...compiled a record of 54-32-3 in nine seasons, surrounding a two-year stint in the Navy during World War II...moved the Hurricanes to major college status and gained a reputation as a nationally respected coach and administrator... served 26 years as athletics director at Miami until his death in 1963...inducted in the Hall of Fame in 1980.



ANDY GUSTAFSON

COLLEGE FOOTBALL HALL OF FAME INDUCTEE (1985)
HEAD COACH (1948-63)


Led UM to a 93-65 record in 16 seasons as head coach in what became known as "The Glory Years" of Hurricane football...developed the "Drive Series" belly option, considered the forerunner of the veer and wishbone offenses...his teams went to four bowl games and nine players earned first team All-America status...inducted into the College Football Hall of Fame in 1985.



DON BOSSELER

COLLEGE FOOTBALL HALL OF FAME INDUCTEE (1990)
RUNNING BACK (1953-56)

Former Hurricane All-American (1956), Bosseler joined his old Miami coach, Andy Gustafson in the Hall...Bosseler led his team to an 8-1-1 record and No. 6 ranking in 1956, UM's highest ranking until the 1983 National Championship...he was not only an All-American, but he was the team captain, voted the outstanding player in Florida, the Senior Bowl MVP and picked for the College All-Star game...the Washington Redskins drafted him in the first round in 1957 and he gained 3,112 yards over an eight-year career...gained 1,642 yards rushing in his UM career...inducted into the Hall of Fame in 1990.



BENNIE BLADES

COLLEGE FOOTBALL HALL OF FAME INDUCTEE (2006)
SAFETY (1985-87)

Named first-team All-America in both 1986 and 1987 by both Associated Press and United Press International, adding honors as a senior in 1987 from Kodak, The Sporting News, the Walter Camp Foundation and the Football Writers Association of America...received the Jim Thorpe Award as college football's best defensive back in 1987, when he led UM to the national championship and a 12-0 record...as a senior, made 124 tackles, intercepted five passes and was named a consensus All-American...ended his UM career as the school's all-time leader with 19 interceptions and 305 interception return yards (both since broken)... also set school records for most consecutive

COLLEGE AND PRO FOOTBALL HALLS OF FAME

games with an interception (five), total tackles by a safety (286), and unassisted tackles by a safety (155)...led the nation in interceptions in 1986 (0.91 per game)...was a first-round draft choice of the Detroit Lions (the third pick overall) in the 1988 NFL Draft.



ARNOLD TUCKER

COLLEGE FOOTBALL HALL OF FAME INDUCTEE (2008)

QUARTERBACK (MIAMI 1943, ARMY 1944-46)

Played for the University of Miami in 1943...part of three national championship teams with Army (1944-46)...was undefeated at Army, leading his fellow cadets to an unparalleled 27-0-1 record during his career...Earned All-America honors in 1946...passed for 1,127 yards and 10 touchdowns in his three-year campaign...later served in numerous capacities for both the Army and Air Force, including Deputy Chief of Operations for the 5th AF in Japan from 1968-1970 and Commanding Officer of the 16th Special Operations Squadron in Thailand in 1970...from 1971-74, Tucker acted as Commanding Officer of the Army ROTC program at the University of Miami...he retired as a Lieutenant Colonel and presently lives in the Miami area.



MICHAEL IRVIN

PRO FOOTBALL HALL OF FAME INDUCTEE (2007)

WIDE RECEIVER (1985-87)

Three-time Super Bowl champion and leader of UM's 1987 national championship team ... One of the elite receivers in Dallas Cowboys and NFL history ... Cowboys' first-round pick in 1988, the 11th player overall ... Played 12 seasons ... Selected to five straight Pro Bowls (1991-95) ... Led the

NFL with 1,523 yards on 93 receptions in 1991 ... Recorded 1,000-yard seasons in all but one year from 1991-98 ... Set an NFL record with 11 100-yard games in 1995... Totaled 750 receptions for 11,904 yards and 65 touchdowns ... Had 47 100-yard games ... Named to NFL's All-Decade Team of the 1990s ... Teamed with quarterback Troy Aikman and running back Emmitt Smith to give the Cowboys' three of the top play-makers in pro football ... Won back-to-back Super Bowls over the Buffalo Bills (XXVII and XXVIII) and over the Pittsburgh Steelers (XXX) ... Had his finest season in 1995 with 111 receptions for 1,603 yards and 10 touchdowns ... Fort Lauderdale native who attended St. Thomas Aquinas High School ... Inducted into the Pro Football Hall of Fame in 2007.




GINO TORRETTA

COLLEGE FOOTBALL HALL OF FAME INDUCTEE (2009)

QUARTERBACK (1989-92)

Selected for induction into the College Football Hall of Fame by the National Football Foundation and College Hall of Fame on April 30, 2009 ... Fifth Miami player to be selected into the Hall, joining former Canes Bennie Blades (2006), Arnold Tucker (2008), Don Bosseler (1990) and Ted Hendricks (1987) ... Member of the 1989 and 1991 national championship teams ... Awarded unanimous First Team All-America honors and the Heisman Trophy in addition to the Davey O'Brien, Johnny Unitas Golden Arm, Maxwell and Walter Camp awards as a senior in 1992 ... Finished his Miami career with 11 school passing records, including career attempts (991), completions (555), yards (7,690), total offense (7,772), longest pass (99 yards to Horace Copeland vs. Arkansas, an NCAA record) and most passing yards in a game (485 vs. San Diego State) ... A 2008 Ring of Honor inductee ... Led Miami to a 26-2 record as a starter and was part of Miami's NCAA record 58-game home winning streak.

COLLEGE AND PRO FOOTBALL HALLS OF FAME



RUSSELL MARYLAND

COLLEGE FOOTBALL HALL OF FAME INDUCTEE (2011)
DEFENSIVE TACKLE (1987-90)

Maryland was a member of Miami's 1987 and 1989 National Championship teams ... Most prolific work came as senior in 1990 ... During final season with Canes, he recorded 96 tackles (54 solo), including 10.5 quarterback sacks, seven tackles for losses and 19 quarterback pressures ... Also forced five fumbles and broke up two passes ... Became first Hurricane to win 1990 Outland Trophy, given to best defensive lineman in college football ... Also a unanimous All-America selection and named UPI Lineman of the Year ... Best game came in 1991 Cotton Bowl against Texas ... Recorded three sacks for loss of 28 yards and nine tackles, while Hurricanes' defense caused five Longhorn turnovers, each leading to UM touchdowns ... Finished college career with 279 tackles, 25 tackles for losses and 20.5 quarterback sacks ... Jack Harding Most Valuable Player Award winner in 1990 and led Hurricanes to four consecutive bowl berths, two national championships and overall record of 45-3-0 during career ... In 1991 NFL Draft, Maryland was selected as first overall pick by Dallas Cowboys ... Pro Bowl selection in 1993 and won three Super Bowls with Cowboys in 1992, 1993 and 1995 ... Played professionally for nine years with Cowboys (1991-95), Oakland Raiders (1996-99) and Green Bay Packers (2000).



CORTEZ KENNEDY

PRO FOOTBALL HALL OF FAME INDUCTEE (2012)
DEFENSIVE TACKLE (1988-89)

Fifth Hurricane player to be enshrined in Canton,

joining Jim Otto (1980), Ted Hendricks (1990), Jim Kelly (2002) and Michael Irvin (2007) ... Kennedy registered 58 sacks and scored one touchdown on fumble recovery in his 11-season career with the Seattle Seahawks ... No. 3 overall pick in the 1990 NFL Draft, Kennedy had a streak of 116 games played, earned selection to eight Pro Bowls (1992-97, 1999, 2000) and missed just nine games out of a possible 176 in his career ... As a senior defensive tackle in 1989, he emerged as a dominant force on what many considered to be the nation's top defensive line unit ... Kennedy started all 12 games and his tenacious defense helped lead UM to a 11-1 season, a victory in the Sugar Bowl over Alabama and the 1989 National Championship ... Earned second-team AP All-American honors.



JIMMY JOHNSON

COLLEGE FOOTBALL HALL OF FAME INDUCTEE (2012)
HEAD COACH (1979-88)

Johnson was ninth Miami Hurricane inducted into College Football Hall of Fame and the third coach from the Hurricanes to be enshrined ... In his five seasons at UM (1984-88), Johnson compiled a 52-9 record and guided the Canes to the 1987 National Championship ... Miami went a perfect 12-0 in 1987 and defeated six nationally ranked teams, including a 20-14 victory over then-No. 1 Oklahoma in the Orange Bowl ... Including his five seasons as the head coach of Oklahoma State, Johnson's career collegiate record stands at 81-34-3 ... Johnson left Miami after the 1988 season to replace the legendary Tom Landry as head coach of the Dallas Cowboys...His five-year stay in Dallas culminated with back-to-back Super Bowl wins in 1992 and 1993... Johnson is one of just six men to coach consecutive Super Bowl champions.

COLLEGE AND PRO FOOTBALL HALLS OF FAME



WARREN SAPP

PRO FOOTBALL HALL OF FAME INDUCTEE (2013)

DEFENSIVE TACKLE (1995-2007)

Sixth Miami Hurricane enshrined in the Pro Football Hall of Fame ... Sapp spent 13 seasons in the NFL (198 games), playing for the Tampa Bay Buccaneers (1995-2003) and the Oakland Raiders (2004-07) ... A first-round pick (12th overall) by Tampa Bay in the 1995 NFL Draft, Sapp started for the Bucs en route to earning All-Rookie Team honors in 1995 ... Amassed 96.5 career sacks despite playing on interior of defensive line ... Named 1999 NFL Defensive Player of the Year after helping lead Tampa Bay to its first division title in 18 years ... A year later, he recorded a career-high 16.5 sacks in 2000. He led the Buccaneers to a 48-21 win over Oakland in Super Bowl XXXVII ... Second-team All-NFL selection in 1997 and 1998, he was selected to seven Pro Bowls and was named to the NFL's All-Decade Teams of the 1990s and 2000s ... Sapp finished his professional career with 569 tackles, 96.5 sacks, eight forced fumbles and four interceptions ... A two-time All-BIG EAST selection, Sapp was awarded the Bronko Nagurski Trophy (best defensive player), Rotary Lombardi Award (best lineman or linebacker) and the Bill Willis Award (best defensive lineman) in 1994 ... Earned BIG EAST Defensive Player of the Year honors the same year, finishing the season with 84 tackles, 10.5 sacks, four forced fumbles and three fumble recoveries.



VINNY TESTAVERDE

COLLEGE FOOTBALL HALL OF FAME INDUCTEE (2013)

QUARTERBACK (1982, 1984-86)

Seventh Miami Hurricane player (10th overall) inducted into College Football Hall of Fame ... One of the greatest quarterbacks in school history, Testaverde was Miami's first Heisman Trophy winner in 1986, while also winning the Walter Camp Player of the Year Award, Maxwell Award and Davey O'Brien Trophy ... Led the Hurricanes to three bowl berths, including the 1987 Fiesta Bowl, which determined the national champion ... A redshirt on Miami's 1983 national championship team ... Went 23-3 as a starter playing for legendary coaches Howard Schnellenberger and Hall of Famer Jimmy Johnson ... Tampa Bay selected Testaverde as the No. 1 overall selection in the 1987 NFL Draft ... Pro career spanned 21 seasons with seven different teams ... 1998 All-Pro and two-time Pro Bowl selection finished his NFL career seventh all-time in passing yards (46,233) and eighth in touchdowns (275).



ED REED

COLLEGE FOOTBALL HALL OF FAME INDUCTEE (2018)

DEFENSIVE BACK (1982, 1984-86)

Seventh Miami Hurricane player (10th overall) inducted into College Football Hall of Fame ... One of the greatest quarterbacks in school history, Testaverde was Miami's first Heisman Trophy winner in 1986, while also winning the Walter Camp Player of the Year Award, Maxwell Award and Davey O'Brien Trophy ... Led the Hurricanes to three bowl berths, including the 1987 Fiesta Bowl, which determined the national champion ... A redshirt on Miami's 1983 national champi-

COLLEGE AND PRO FOOTBALL HALLS OF FAME

onship team ... Went 23-3 as a starter playing for legendary coaches Howard Schnellenberger and Hall of Famer Jimmy Johnson ... Tampa Bay selected Testaverde as the No. 1 overall selection in the 1987 NFL Draft ... Pro career spanned 21 seasons with seven different teams ... 1998 All-Pro and two-time Pro Bowl selection finished his NFL career seventh all-time in passing yards (46,233) and eighth in touchdowns (275).





FIRST-TEAM ALL-AMERICANS

AL CARAPPELLA (T, 1950)

Miami's first first-team All-America selection by The Associated Press ... Converted fullback, Carapella became star on the defensive line.

JIM DOOLEY (HB, 1951)

First-team All-American by The Associated Press ... first player at Miami to have jersey retired (42) ... topped 1,000-yard rushing mark in UM career ... set UM bowl record with four interceptions vs. Clemson in 1952 Gator Bowl ... member of Gator Bowl Hall of Fame ... UM's first first-round NFL selection (Chicago Bears) ... Chicago Bears head coach from 1968-71 (20-36, .357).

NICK CHICKILLO (G, 1952)

First-team All-American by The Associated Press ... Standout player on both the offensive and defensive line while playing in the glory days of the early 1950s ... Regarded as one of the truly great 60-minute men in program history ... Driving force behind UM squads which split Orange Bowl Classic games with Clemson in 1950 and 1951 ... Three-year starter for the Canes.

FRANK McDONALD (E, 1954)

First-team All-American by Sporting News ... led Hurricanes in pass receiving in each of 1952-54 seasons ... finished UM career with 69 receptions for 855 yards seventh-round draftee of Baltimore Colts.

DON BOSSELER (FB, 1956)

First-team All-American by The Associated Press ... rushed for 1,642 yards which ranked second all-time at end of UM career ... first-round draftee of Washington Redskins in 1957 NFL Draft ... left Redskins after the 1964 season as Washington's all-time leading rusher (3,112 yards) ... inducted in College Football Hall of Fame in December 1990.

FRAN CURCI (QB, 1959)

First-team All-American by The Associated Press ... garnered Academic All-American honors ... had 1,328 yards in total offense as senior ... in 1959, completed 100 of 195 passes for 1,068 yards ... served as UM's head football coach for 1971 and 1972 seasons ... member of Florida Sports Hall of Fame.

BILL MILLER (WR, 1960 & 1961)

Consensus All-American in 1961 ... First-team All-American by The Associated Press, United Press International, Newspaper Enterprise Association, *Sporting News*, Football Writers Association of America and American Football Coaches Association as senior ... became first UM junior to earn first-team All-America honors in 1960 (FWAA) when he caught 26 passes for 413 yards and five touchdowns ... third-round draftee of NFL's Minnesota Vikings and second-round pick of Dallas Texans (AFL).

GEORGE MIRA, SR. (QB, 1962 & 1963)

First-team All-American by *Look Magazine* (Football Writers Association of America), The Associated Press and CBS Television ... One of only four players in UM football history to have jersey retired (10) ... finished fifth in 1962 Heisman Trophy balloting ... led nation in total offense as senior (2,318 yards) ... tied NCAA record for career pass completions (368, Don Klosterman of Loyola, California) ... named Amateur Athlete of the Year in Florida by Florida Sportswriters Association in 1962 ... nicknamed "The Matador" ... second-round draftee of NFL's San Francisco 49ers ... member of Florida Sports Hall of Fame.

DAN CONNERS (T, 1963)

First-team All-American by *Sporting News* ... played both ways for Hurricanes ... on defense, established UM total tackles record (64) as senior ... finished career with 202 total tackles ... second-round draftee of AFL's Oakland Raiders.

ED WEISACOSKY (DE, 1965)

First-team All-America accolades from The Associated Press ... still holds UM mark for most total tackles in season (164, 1965) and solo tackles (112, 1965) ... tallied 297 total tackles in UM career ... sixth-round draftee of Miami Dolphins ... eight-year veteran of pro football (Giants, 49ers, Patriots and Dolphins).

TED HENDRICKS (DE, 1966, 1967 & 1968)

Miami's second inductee into Pro Football Hall of Fame (1990, after Jim Otto) after playing for Baltimore Colts, Oakland Raiders and Green Bay Packers ... one of four UM inductees in National Football Foundation College Football Hall of Fame

FIRST-TEAM ALL-AMERICANS

... three-time University of Miami All-American ... only UM football player to receive All-America acclaim three consecutive years ... as senior in 1968, was named UPI Lineman of the Year ... consensus All-American in 1967 and 1968 ... first-team All-America by UPI, AP, FWAA, NEA, *Football News*, *Sporting News*, *Time* and the Walter Camp Football Foundation in 1968 ... finished fifth in 1968 Heisman Trophy balloting ... still holds UM's career mark for tackles by defensive end (227) and fumble recoveries (12) ... had UM season-record five fumble recoveries in 1968 ... second-round draftee of Baltimore Colts in 1969.

TONY BEIER (DB, 1966)

Consensus All-American following UM's 1966 (8-2-1) campaign ... first-team All-America by Newspaper Enterprise Association, The Associated Press, United Press International, Football Writers Association of America, America Football Coaches Association, Central Press and *New York Daily News* ... still holds UM record for career tackles by cornerback (120) and season mark for tackles by CB (73) ... 10th-round draftee of Miami Dolphins.

HAROLD SEARS (LB, 1971)

First-team All-American by The Associated Press ... named AP Lineman of the Week for 26-tackle (21 solos) performance vs. Notre Dame (October 9, 1971) ... recorded 117 total tackles as senior.

CHUCK FOREMAN (RB, 1972)

First-team All-American by *Sporting News* ... ranks fifth all-time on UM charts with 3,365 all-purpose yards ... had five career 100-yard rushing performances, returned 42 kickoffs for 882 yards and accumulated 17 touchdowns ... ranks fourth and sixth all-time for all-purpose yards in season (1,555 in 1972 and 1,467 in 1971) ... finished UM career rushing for 1,631 yards and caught 56 passes for 732 yards ... first-round draftee of Minnesota Vikings.

BURGESS OWENS (DB, 1972)

First-team All-American by *Time* magazine and *Sporting News* ... earned first-team All-South Independent team honors ... recorded 160 tackles, eight interceptions and three fumble recoveries in Miami career ... most valuable defensive player of

1973 Senior Bowl ... first-round draftee of New York Jets.

TONY CRISTIANI (MG, 1972 & 1973)

First-team All-America by Football Writers Association of America and Walter Camp Football Foundation ... first-team All-South Independent by The Associated Press ... had 279 total tackles at UM...as senior, tallied 102 total tackles ... in 1972, recorded 84 tackles including 15 quarterback sacks.

RUBIN CARTER (NG, 1974)

First-team All-America by United Press International and Kodak ... first-team All-South Independent by The Associated Press in 1973 and 1974 ... ended career with 306 total tackles ... holds UM school mark for tackles in season by defensive tackle (98, 1973) and tied for seventh in total tackles in season with 147 ... fifth-round draftee of Denver Broncos.

DENNIS HARRAH (OT, 1974)

First-team All-America honors from *Sporting News* and *Time* magazine ... named first-team All-South Independent by The Associated Press in 1973 and 1974 ... first-round draftee of Los Angeles Rams.

EDDIE EDWARDS (DT, 1976)

First-team All-American by *Sporting News* ... played in the 1977 Hula Bowl and Japan Bowl ... winner of the Jack Harding Memorial MVP Award in 1976 ... averaged 13 tackles and had a team-leading 11 sacks as a senior ... high school teammate of fellow UM All-American Don Latimer ... first-round draftee of the Cincinnati Bengals.

DON LATIMER (MG, 1977)

First-team All-American by *Sporting News*...played in the 1978 Blue-Gray Classic and Senior Bowl ... set a UM record with 15 QB sacks as a senior ... high school teammate of Eddie Edwards ... first-round draftee of the Denver Broncos.

DON SMITH (DT, 1978)

First-team All-America accolades from Kodak and *Sporting News* ... named to the Associated Press All-South Independent team ... preseason *Playboy* All-America in 1978 ... in 1977, named first-team AP All-South Independent and winner of the Jack Harding Memorial MVP Award ... first-round draftee

FIRST-TEAM ALL-AMERICANS

of the Atlanta Falcons.

JIM BURT (MG, 1980)

First-team All-American by the Newspaper Enterprise Association ... member of the All-South Independent team by Associated Press ... 1981 Peach Bowl Most Valuable Player (Defensive) ... holds the UM all-time record for fumble recoveries in a game with four versus Vanderbilt (November 15, 1980) ... all-time career record holder for tackles by a middle guard (177) and assists by a middle guard (86).

FRED MARION (DB, 1981)

First-team All-America honors by United Press International, Kodak and *The Football News* ... holds the UM career mark for most assists by a safety (152) ... held the UM career mark for interceptions (16 for 170 yards) and consecutive games with an interception (4), until broken by Bennie Blades (1984-87) ... had a team-leading seven interceptions during the 1980 campaign ... fifth-round draftee of the New England Patriots.

DANNY MILLER (K, 1981)

First-team All-America by *The Football News* and the Mizlou Sports Network ... first-team All-South Independent ... kicked the longest field goal in UM history (57 yards) at Florida State on November 7, 1981 ... most remembered for his 55-yard field goal (2nd longest all-time) off the right upright to defeat Florida, 21-20, in 1981 ... 11th-round draftee of the Washington Redskins.

LESTER WILLIAMS (DT, 1981)

First-team All-America honors by the Walter Camp Football Foundation, *Playboy*, Kodak, and Mizlou ... named first-team All-America and Lineman of the Year by *Parade* magazine ... holds the UM career record for most tackles by a defensive tackle (210) ... first-round draftee of the New England Patriots.

JAY BROPHY (LB, 1983)

First-team All-America by *The Football News* ... named first-team All-South Independent as a senior and junior ... led the Miami defense to its inaugural football national championship in 1983...tallied 308 total tackles in his UM career ... had 133 tackles in 1983, and 135 in '82 to lead the team ... second-round draftee of the Miami Dolphins.

EDDIE BROWN (WR, 1984)

First-team All-American honors from The Associated Press and Kodak ... set a UM single-game receiving yardage record with 220 on 10 catches vs. Boston College in 1984 ... became the first Hurricanes receiver to surpass 1,000 yards in a season by catching 59 passes for 1,114 yards in 1984 ... ended his career with 1,754 yards (on 89 receptions) and 13 TDs, school records at the time ... first-round draftee of the Cincinnati Bengals.

WILLIE SMITH (TE, 1985)

First-team All-America honors by Walter Camp, Kodak and The Associated Press and ranked as the most prolific pass receiver in Hurricanes history ... in two seasons, caught 114 passes, best ever by a Hurricanes tight end ... set reception records for a season (66, 1984) and a single game (12 vs. Maryland, 1984) ... 10th-round draftee of the Cleveland Browns.

JEROME BROWN (DT, 1986)

Consensus first-team All-American ... finalist for the 1986 Outland Trophy and for the Lombardi Award ... finished UM career with 183 total stops, including 21 sacks, 19 tackles for loss, five fumbles caused and four fumble recoveries ... recorded four New Year's Day starting assignments: '84 Orange Bowl, '85 Fiesta Bowl, '86 Sugar Bowl and '87 Fiesta Bowl ... first-round selection by the Philadelphia Eagles.

VINNY TESTAVERDE (QB, 1986)

Winner of the Heisman Trophy, the Maxwell Award, the Davey O'Brien Award, Walter Camp Player of the Year, Washington, D.C., Touchdown Club College Athlete of the Year ... consensus All-American in 1986 ... only the fourth player in UM football history to have his number (14) retired ... as a starter, led Miami to a 21-1 regular season mark ... ranks third in all-time passing yardage (6,058); tied for second in touchdown passes thrown (48) with Steve Walsh ... most memorable performance was in Miami's 28-16 victory over top-ranked Oklahoma in the Orange Bowl in 1986, completing 75 percent of his passes (21 of 28) for 261 yards and four touchdowns ... first player chosen in the 1987 NFL draft by the Tampa Bay Buccaneers.

FIRST-TEAM ALL-AMERICANS

BENNIE BLADES (DB, 1986 & 1987)

First-team All-American by The Associated Press, Kodak, United Press International, *Sporting News*, Walter Camp Foundation and the Football Writers Association of America as a senior in 1987 ... named to the AP and UPI first teams in 1986 ... as a senior, awarded the Jim Thorpe Award recognizing the nation's premier defensive back ... ended his career as UM's all-time leader for interceptions (19) and interception return yards (305) ... also set UM records for consecutive games with an interception (5); total tackles by a safety (286) and unassisted tackles by a safety (155) ... in 1986, led the nation in interceptions (.91 per game) ... first-round draftee of the Detroit Lions (third pick overall).

DANIEL STUBBS (DE, 1987)

First-team All-American by The Associated Press, Kodak, United Press International, The Walter Camp Football Foundation and the Football Writers Association of America ... named one of three finalists for the 1987 Outland Trophy ... one of four finalists for the 1987 Lombardi Trophy ... UM's all-time sack leader with 39.5 career sacks ... recorded 267 total tackles and 25 tackles for loss as a Hurricane ... second-round draftee of the San Francisco 49ers.

CLEVELAND GARY (RB, 1988)

First-team All-American by *The Football News* ... as a senior in 1988, was the Hurricanes' statistical leader in receptions (57 catches) and rushing (480 yards), while ranking second in receiving (655 yards) and scoring (66 points) ... his 57 receptions are most by a UM running back ... finished his UM career rushing for 650 yards on 142 carries and 12 TD's and caught 67 passes for 794 yards and six scores ... first-round draftee of the Los Angeles Rams.

BILL HAWKINS (DE, 1988)

First-team All-America honors from ESPN, Kodak and the Walter Camp Football Foundation, while earning second-team recognition by *The Football News* and The Associated Press... selected as one of 12 semifinalists for the 1988 Lombardi Award ... finished his career with 223 total tackles, 22 sacks and 18 tackles for loss ... first-round draftee of the Los Angeles Rams.

STEVE WALSH (QB, 1988)

Named *The Football News* College Player of the Year as a junior ... selected first-team All-America by The Associated Press, ESPN and the Football Writers Association of America in his junior year ... finished fourth in the 1988 Heisman Trophy balloting and was named to the AP All-South Independent first team ... as a starter recorded a 23-1 overall record ... finished his UM career tied for first in touchdown passes (48) with Vinny Testaverde ... as a sophomore, in his first year as a starter, led UM to a 12-0 mark and a national championship (1987) ... a first-round draftee of the Dallas Cowboys (supplemental draft).

GREG MARK (DE, 1989)

Named to the Associated Press and Kodak All-American teams anchoring the nation's top-ranked defensive line ... was one of 12 Lombardi Award semifinalists, while also being named the South Jersey and New Jersey College Football Player of the Year ... finished his Hurricane career with 253 tackles, 95 quarterback pressures and 34.5 total sacks ... third-round draftee of New York Giants.

MAURICE CRUM (LB, 1990)

First-team All-American status by The Associated Press, Walter Camp Foundation and *The Football News* ... one of five finalists for the 1990 Butkus Award, saluting the nation's top linebacker ... led the team in tackles in 1988, 1989 and 1990 ... finished his UM career with 354 stops ... played on the Hurricanes baseball team for one-and-a-half seasons ... signed as a free agent with the Tampa Bay Buccaneers.

RUSSELL MARYLAND (DT, 1990)

First UM player to win the coveted Outland Trophy as the nation's top interior lineman ... a consensus All-American, Maryland was recognized as a first-team choice by AP, UPI, Kodak, the Walter Camp Football Foundation, *The Football News* and *Sporting News* as a senior ... UPI lineman of the year ... finished his Hurricanes career with 279 tackles, 25 tackles for loss and 20.5 sacks...an Iron Arrow recipient ... first player chosen in the 1991 NFL Draft by the Dallas Cowboys.

FIRST-TEAM ALL-AMERICANS

CARLOS HUERTA (K, 1991)

Developed from a walk-on as a freshman in 1988 to being named consensus All-America (The Associated Press, Walter Camp Football Foundation, *The Football News*, *Sporting News*) and first-team All-BIG EAST as a senior in 1991 ... set an NCAA record by converting 157 consecutive PATs during his career as a four-year starter ... ranks among the NCAA's all-time scoring leaders with 397 career points, including 73 field goals ... set 12 school records and tied one...an Iron Arrow recipient ... 12th-round draftee of the San Diego Chargers.

LEON SEARCY (OT, 1991)

First-team All-American by the Football Writers Association of America, and second-team All-American by *Sporting News*, *The Football News* and The Associated Press ... first-team All-BIG EAST ... started every game his last three seasons ... first-round pick (11th overall) of the Pittsburgh Steelers.

DARRIN SMITH (LB, 1991 & 1992)

Named first-team UPI All-American as a senior ... became UM's first National Football Foundation and College Hall of Fame Scholar-Athlete recipient ... 1992 first-team All-BIG EAST and semi-finalist for the Butkus Award for the second straight year ... as a junior was named first-team All-American by *The Football News*, earned second-team honors by The Associated Press and was co-Defensive Player of the Year in the BIG EAST ... finished career as fourth-leading tackler in UM history ... had 18 tackles (10 solo) against FSU as a junior ... second-round draftee of the Dallas Cowboys.

DARRYL WILLIAMS (FS, 1991)

First-team All-American by The Associated Press, Kodak, and the Walter Camp Football Foundation as a junior in 1991 ... named second-team All-American by *Sporting News* ... first-team All-BIG EAST ... led the secondary with 84 tackles (49 solo) in 1991 ... added 18 tackles (10 solo) against Florida State ... first-round draftee (28th overall) of the Cincinnati Bengals.

KEVIN WILLIAMS (WR/KR, 1991)

First-team All-American and Kickoff Returner of the Year by *Sporting News* and Punt Returner of the Year by the Football Writers Association of America

as a sophomore ... the BIG EAST Special Teams Player of the Year in 1991 and first-team All-BIG EAST ... had three consecutive games with punt returns for TDs, just one shy of the NCAA record ... totaled 217 return yards on seven attempts against Penn State, including a 91-yard punt return for a TD, the longest in Miami history ... had 1,183 all-purpose yards in 1991 ... netted 560 yards on 36 punt returns, a 15.6 yard average (fourth best in the NCAA) ... second-round draft choice of the Dallas Cowboys in 1992.

MICHEAL BARROW (LB, 1992)

First-team All-American by the Walter Camp Football Foundation and The Football News ... a unanimous selection as the BIG EAST Defensive Player of the Year ... runner-up for the Butkus Award, given annually to the nation's best linebacker ... finished seventh in 1992 Heisman Trophy voting with 64 points ... led the team with 136 tackles (80 solo) as a senior ... finished career as the third-leading tackler in Miami history ... second-round draftee of the Houston Oilers.

RYAN McNEIL (DB, 1992)

First-team All-American by Kodak, Walter Camp and *The Football News* ... named All-BIG EAST by the coaches two consecutive years ... semi-finalist for the Jim Thorpe Award, given to the nation's best defensive back ... second-round draftee of the Detroit Lions.

GINO TORRETTA (QB, 1992)

Second UM player to win the Heisman Trophy ... most honored player in school history ... Walter Camp Player of the Year ... earned The Associated Press, Kodak, Walter Camp and *Football News* All-America status ... won the Johnny Unitas Golden Arm Award, the Maxwell Trophy and the Dave O'Brien Award ... unanimous selection as IGE EAST Offensive Player of the Year in 1991 and 1992 ... NCAA Today's Top Six Award winner, Hitachi/CFA Scholar Athlete Award winner, Toyota Leadership Award winner and Chevrolet Offensive Player of the Year ... finished career with 11 records, including career attempts (991), completions (555), yards (7,690), total offense (7,772), longest pass and longest pass for a TD (99 yards to Horace Copeland, also an NCAA record), and most passing

FIRST-TEAM ALL-AMERICANS

yards in a game (485 vs. San Diego St.) ... seventh-round draftee of the Minnesota Vikings.

KEVIN PATRICK (DE, 1993)

First-team All-American by both The Associated Press and Kodak ... named BIG EAST Defensive Player of the Year as a senior and was a first-team All-BIG EAST selection in both his junior and senior years ... started 19 consecutive regular-season games and totaled 30 career starts ... recorded 23 career sacks for 175 yards ... led Miami his final year in both sacks (10 for a loss of 70 yards) and tackles for loss (11 for a loss of 21 yards) ... signed as a free agent by the Los Angeles Rams.

C.J. RICHARDSON (S, 1994)

First-team All-American by The Associated Press and first-team All-BIG EAST Conference ... a semifinalist for the Jim Thorpe Award ... leader of the UM defensive backs that ranked No. 1 in the NCAA for pass defense ... finished the season with 85 total tackles, including 48 solo ... seventh-round draft pick of the Houston Oilers.

WARREN SAPP (DT, 1994)

Consensus All-American and first UM player to win the Lombardi Award, given annually to the nation's top lineman, and the Bronko Nagurski Trophy, given to the nation's top defensive player ... one of six finalists invited to the Downtown Athletic Club for the Heisman Trophy presentation ... named Defensive Player of the Year by ABC Sports, *Sports Illustrated*, Football Writers Association of America, *Football News*, Touchdown Club of Atlanta, Touchdown Club of Columbus and the Big East ... had 84 tackles his junior year and led the Canes in sacks (10.5), tackles for loss (9), fumbles caused (4), fumble recoveries (3), and QB pressures (25) ... first-round draft pick of the Tampa Bay Buccaneers (12th overall).

RAY LEWIS (LB, 1995)

First-team All-American by The Associated Press ... one of three finalists for the Butkus Award, given annually to the nation's top linebacker, and came within one vote of tying Illinois senior Kevin Hardy for the trophy ... unanimous selection first-team All-BIG EAST... three-year starter at UM ... led the defense in tackles as a sophomore and junior, setting consecutive records for solo tackles by a

MLB with 91 in 1994 and 95 in 1995 ... total tackle numbers of 152 in 1994 and 160 in 1995 rank fourth and second in the UM annals for tackles in a season at all positions ... first-round draft pick of the Baltimore Ravens (26th overall).

K.C. JONES (C, 1996)

Associated Press first-team All-American ... three-time first-team All-BIG EAST selection ... a semifinalist for the Lombardi Award, presented annually to the nation's top offensive or defensive lineman or linebacker ... Outland Trophy semifinalist, given to the nation's best interior lineman ... four-year starter at center ... started 41 games during career ... signed as a free agent with the Denver Broncos.

RICHARD MERCIER (OG, 1999)

First-team All-American by *Sporting News* ... a two-time All-BIG EAST first-team selection ... team leader in pancake blocks during both his junior and senior campaigns ... tied Mike Sullivan for the UM record in career starts (48) ... played every down for Miami over his final two seasons ... invited to play in the Senior Bowl, Hula Bowl, East-West Shrine Game and the Florida Citrus All-Star Gridiron Classic ... a fifth-round draft choice of the Baltimore Ravens.

DANIEL "BUBBA" FRANKS (TE, 1999)

First-team All-American by both *The Football News* and *Sporting News* ... two-time first-team All-BIG EAST selection ... recorded 77 career receptions for 1,038 yards and 12 touchdowns ... started 30 of his 34 career games at UM ... also voted Associated Press second-team All-American ... first-round draft pick of the Green Bay Packers (14th overall).

DAN MORGAN (LB, 2000)

First player in college football history to win the Butkus Award (top linebacker), Nagurski Award (college defensive player of the year) and the Bednarik Award (top defensive player) in the same season ... named a first-team All-American by every national service, including The Associated Press, Football Writers Association, *The Football News*, *Sporting News*, Walter Camp, and the National Football Foundation ... a unanimous selection for BIG EAST Defensive Player of the Year ... a three-time first-team All-BIG EAST selection ... set a Miami record for tackles in a career with 532 (also

FIRST-TEAM ALL-AMERICANS

a BIG EAST career mark) ... a first-round (11th pick) selection of the NFL's Carolina Panthers in the 2001 Draft.

SANTANA MOSS (WR/PR, 2000)

First-team All-American as a senior ... finished seventh in the Heisman Trophy voting in 2000, receiving three first-place votes ... the 2000 BIG EAST Offensive and Special Teams Player of the Year (the only player in league history to win both awards in the same year) ... set Miami school records for receiving yards (2,546), all-purpose yards (4,402), punt return yards (1,196), and punt return touchdowns (6) ... returned four punts for touchdowns during the 2000 season ... a unanimous first-team All-BIG EAST selection in 2000 ... a semifinalist for the Biletnikoff Award (top receiver) in 2000 ... first-round (16th pick) selection by the New York Jets in the 2001 NFL Draft.

JOAQUIN GONZALEZ (OT, 2000 & 2001)

First-team All-American by the Football Writers Association of America in 2000 and 2001 and *CNNSI.com* in 2001 ... earned second-team All-America by *College Football News* in 2000 and 2001 and ABC Sports in 2001 ... earned District 3 Academic All-America recognition as a junior ... winner of the 2001 Draddy Award, the "Academic Heisman" by the National Football Foundation, the highest honor bestowed a football scholar-athlete ... two-time first-team All-BIG EAST selection in 2000-2001 ... only offensive lineman in BIG EAST history to earn the Rookie of the Year Award (1998) ... walk-on who attended UM on an academic scholarship before earning a football grant-in-aid.

BRYANT MCKINNIE (OT, 2000 & 2001)

2001 Outland Trophy winner as college football's outstanding interior lineman ... named a first-team All-American by *The Football News* in 2000 and a consensus first-team All-American by every national service in 2001 including The Associated Press, Football Writers Association, *The Football News*, *Sporting News*, Walter Camp and the National Football Foundation ... the 2001 National Player of the Year by *CNNSI.com* ... the 2001 College Football Offensive Player of the Year by Football News ... did not allow a quarterback sack during his entire UM career ... a two-time unanimous first-team All-BIG EAST selection at left tackle ... Minnesota Vikings first-round pick.

ED REED (SS, 2000 & 2001)

Consensus first-team All-America selection in 2000 and 2001 ... first-team All-American by the Football Writers Association, The Associated Press, *Football News*, *Sporting News* and the American Football Coaches both years ... consensus first-team All-BIG EAST in 2000 and 2001 ... set UM career records for interceptions (21) and interception return yards (389) ... nine interceptions in 2001 (second-best total in UM history) ... eight interceptions (third-best single-season total) ... key factor in a defense that recorded a record 45 takeaways during the 2001 national title season ... also excelled in track and field, winning the javelin at the 1999 All-BIG EAST Outdoor Track & Field Championships ... Baltimore Ravens first-round pick.

PHILLIP BUCHANON (CB/PR, 2001)

First team All-American as a punt return specialist by ABC Sports in 2001 ... named the BIG EAST Special Teams Player of the Year in 2001 ... unanimous first-team All-BIG EAST selection in 2001 ... led the BIG EAST and ranked sixth nationally in punt returns with an average of 14.9 yards per return ... returned punts for 464 yards on 15 attempts in 2001, the fourth-best single-season average in UM history ... one of three finalists for the Mosi Tatupu Award, presented to college football's finest Special Teams performer.

JEREMY SHOCKEY (TE, 2001)

First team All-American by *CNNSI.com* in 2001 ... one of three finalists for the 2001 John Mackey Award for the nation's finest tight end ... unanimous first team All-BIG EAST selection in 2001 ... two-time first team All-BIG EAST pick ... led UM in catches in 2001 with 40 for 519 yards (13.0 avg.) and seven TDs ... finished his career with 61 catches for 815 yards and 10 TDs ... ranks among UM's most productive tight ends ever in catches (sixth), receiving yards (sixth) and touchdowns (tied for second) ... first-round draft choice of the New York Giants.

TODD SIEVERS (PK, 2001)

First team All-American by *CNNSI.com* in 2001 ... second-team All-America by *Sporting News*, ABC Sports in 2001 ... first team All-BIG EAST selection in 2001 ... led the nation and the Big East in field goals made per game (1.9 avg.) in 2001 ... kicked four field goals in a game three times in 2001, the

FIRST-TEAM ALL-AMERICANS

last in a close win over Virginia Tech to clinch a Rose Bowl berth ... ranked fourth in the nation in scoring with 119 points ... set a UM single-season scoring record for overall points and kicking points in 2001 ... tied the school record for field goals made in a season with 21 ... was 21-of-26 (80.8 percent) on field goals in 2001 ... fourth in voting for the Lou Groza Award in 2001.

KEN DORSEY (QB, 2002)

First-team All-American by American Football Coaches Association and Walter Camp Football Foundation ... two-time Heisman Trophy finalist (third in 2001, fifth in 2002) ... BIG EAST Offensive Player of the Year in 2001, and 2002 ... three-time first-team All-BIG EAST selection (2000-2002) ... led UM on a 34-game winning streak, to the 2001 national championship and to the brink of the 2002 national title ... finalist for the Johnny Unitas Award and the Davey O'Brien Award in 2002 ... 2001 Maxwell Award winner ... MVP of 2001 Sugar Bowl and 2002 Rose Bowl ... winningest quarterback in UM history (38-2, a record) ... set eight UM career records, including total offense, passing yards, passing TDs, completions and attempts ... completed 222-of-393 passes for 3,369 yards and 28 touchdowns with 12 interceptions in 2002.

JEROME McDOUGLE (DE, 2002)

First-team All-American by the American Football Coaches Association (AFCA) ... a Hendricks Award Finalist in 2002 ... a Lombardi Award semifinalist in 2002 ... a two-time first-team All-BIG EAST selection (2001-2002) ... made 55 tackles (31 solos) with 16 tackles for losses along with seven sacks in 2002 ... credited with 26 quarterback hurries in 2002 ... had a whopping 74 hurries over his two seasons at UM ... first-round draft choice of the Philadelphia Eagles in 2003.

WILLIS McGAHEE (RB, 2002)

Consensus first-team All-American in 2002 by AP, American Football Coaches Association, Football Writers Association, *CNN*, *Sporting News* ... Heisman Trophy Finalist (fourth) ... 2002 BIG EAST Co-Offensive Player of the Year ... unanimous first-team All-BIG EAST ... finalist for the Doak Walker Award and Walter Camp Player of the Year Award ... rushed for 1,753 yards on 282 carries

(6.2 avg.) and scored 28 TDs in his only season as a starter ... accumulated 2,108 all-purpose yards ... averaged 134.8 yards rushing per game ... rushed for 100 yards a UM-record 10 times and rushed for more than 200 yards twice in 2002 ... one of only five players in college football history to rush for 1,500-plus yards and score 25-plus touchdowns in a season ... set eight UM single-season records.

BRETT ROMBERG (C, 2002)

Consensus first-team All-American in 2002 by The Associated Press, American Football Coaches Association, Football Writers Association, *CNN*, *Sporting News* ... winner of the Rimington Award as college football's finest center ... did not allow a quarterback sack in his college career ... Outland Trophy Finalist ... Two-time first-team All-BIG EAST by the coaches (2001-2002) ... credited with 33 pancake blocks and 18 "metrorails" in 2002 ... started 37 consecutive games at center ... UM went 35-2 with Romberg at center and averaged 464 yards per game with Romberg starting.

SEAN TAYLOR (FS, 2003)

Consensus first-team All-American as a junior in 2003 by The Associated Press, American Football Coaches Association, Football Writers Association, *CNN*, *Sporting News* ... finalist for the Jim Thorpe Award ... 2003 BIG EAST Defensive Player of the Year ... unanimous first-team All-BIG EAST selection by the coaches ... tied the single-season record for interceptions (10) in 2003 and returned them 184 yards (second most in UM history) ... intercepted a total of 14 passes in his career ... ranks fifth on the UM career list for interceptions (14), second for career interception return yards (306), second for interceptions returned for touchdowns (3) ... first-round draft choice of the Washington Redskins in 2004.

KELLEN WINSLOW II (TE, 2003)

Consensus first-team All-American as a junior in 2003 by The Associated Press, American Football Coaches Association, Football Writers Association, *CNN*, *Sporting News* ... winner of the 2003 John Mackey Award as college football's best tight end ... a semi-finalist for the Lombardi Award (top down lineman) and Biletnikoff



FIRST-TEAM ALL-AMERICANS

Award (top receiver) in 2003 ... unanimous first-team All-BIG EAST Conference selection ... led the team in receptions in 2003 with 60, the second-most in a single season by a tight end ... finished his career with 119 catches (fifth in UM history), the most ever by a tight end at UM ... first-round draft choice of the Cleveland Browns in 2004.

ANTREL ROLLE (CB, 2004)

Consensus first-team All-American as a senior in 2004 by Associated Press, American Football Coaches Association, Football Writers Association, Walter Camp, Cingular/ABC Sports, *Sports Illustrated* and *Sporting News* ... Finalist for the Jim Thorpe Award (best defensive back) and a semifinalist for the Bednarik Award (best defensive player) ... first-team All-ACC ... as a senior, made 71 tackles (38 solo), eight tackles for loss ... finished his career with 192 tackles and nine takeaways ... first round pick of the Arizona Cardinals in the 2005 NFL draft.

DEVIN HESTER (KR, 2004)

All-American as a kick returner by Walter Camp, Football Writers Association and *Sporting News* as a sophomore ... in 2004, returned four kicks for touchdowns, three punts and one kickoff and returned 19 punts for 326 yards, a 17.2-yard average that ranked fifth in the country ... took back 15 kickoffs for 389 yards, a 25.9 average that ranked ninth nationally ... played as the nickelback on defense and led the team with four interceptions ... scored six touchdowns for the year ... named first-team All-ACC as a kick returner.

ERIC WINSTON (OT, 2005)

ACC's Jacobs Trophy winner as the best blocker in the conference in 2005, as voted by the coaches ... first-team All-ACC ... selected first-team All-America by Walter Camp, American Football Coaches Association, *Sports Illustrated* and *Rivals.com* and named second-team All-America by The Associated Press ... semifinalist for the Lombardi Award ... as a senior in 2005, graded highest among UM's offensive linemen, with 23 pancake blocks and 44 "metrorails"... allowed only two half-sacks all season.

BRANDON MERIWEATHER (S, 2005)

First-team All-American by Football Writers of

America and ABC Sports/Cingular ... Named second-team All-ACC by conference sportswriters ... semifinalist for the Jim Thorpe Award, presented to the nation's best defensive back ... as a junior in 2005, led the team with 115 tackles, including 13 for loss, seven pass breakups and three interceptions ... made nine or more tackles in six games ... drafted in the first round of the 2007 NFL Draft by the New England Patriots.

KELLY JENNINGS (CB, 2005)

First-team All-America by *Sports Illustrated* and second-team All-America by The Associated Press in 2005 ... All-ACC choice who was third in the country and first in the conference with 16 pass breakups in 2005 ... also tied for the team lead with three interceptions ... three-year starter who finished his career with 41 starts in 49 games ... Had 126 tackles, 1.5 sacks, two forced fumbles and six interceptions ... drafted in the first round of the 2006 NFL Draft by the Seattle Seahawks

RING OF HONOR

OTTIS ANDERSON 1999 INDUCTEE **RUNNING BACK, 1975-1978**

Ottis Anderson became the first player in Miami history to rush for more than 1,000 yards in a season (1978) ... Anderson is the Hurricanes' all-time career rushing leader (3,331) and in 1978, he posted the third-highest single-season rushing total in school history with 1,266 yards on the ground ... He was a first-round pick of the St. Louis Cardinals in the 1979 NFL Draft and was selected to the Pro Bowl his first two pro seasons (1979 and 1980) ... He spent his 14-year NFL career with the Cardinals and the New York Giants, recording 10,273 career rushing yards and 86 total touchdowns ... He joined the UM Sports Hall of Fame in 1990.

BENNIE BLADES 2009 INDUCTEE **DEFENSIVE BACK, 1985-87**

Blades played defensive back for the Hurricanes from 1985 through 1987 ... As a junior selected first-team All-American in 1986 by the Associated Press and United Press International after he lead the nation in interceptions with 10 ... The following season, Blades helped the Hurricanes win the national championship and was selected first-team All-American by The Associated Press, Kodak, United Press International, *Sporting News*, The Walter Camp Foundation and the Football Writers Association of America ... Won the Jim Thorpe Award in 1987, awarded to the nation's top defensive back ... Set school records for interceptions in a career (19), interception return yards (305), consecutive games with an interception (5), total tackles by a safety (286) and unassisted tackles by a safety (155) ... Picked third overall by the Detroit Lions in 1988 ... Played 10 NFL seasons and finished his professional career with 14 interceptions and one touchdown ... In 2006, Blades was inducted into the College Football Hall of Fame.

DON BOSSELER 1999 INDUCTEE **FULLBACK, 1953-1956**

Don Bosseler played fullback at UM from 1953-56 and was inducted into the UM Sports Hall of Fame in 1970 ... He finished his career with 1,642 rushing yards, which at the time ranked second all-time in school history ... Bosseler was an All-American at UM in 1956 and a first-round draft pick of the Washington Redskins in 1957 ...

He played all eight seasons of his professional career with the Redskins, rushing for 3,112 yards and scoring 22 touchdowns from 1957-1964 ... He was a Pro Bowl selection in 1959 and in 1990, was inducted into the National Football Foundation Hall of Fame.

JEROME BROWN 2014 INDUCTEE **DEFENSIVE TACKLE, 1983-86**

A dominant defensive lineman throughout his four years at the University of Miami, 1983 to 1986, Jerome Brown earned consensus All-American honors his senior season...Finalist for both the 1986 Outland Trophy and the 1986 Lombardi Trophy ... Equally effective at stopping the run and rushing the passer, Brown finished his UM career with 183 total tackles, including 21 sacks, 19 tackles for loss, five fumbles caused and four fumbles recovered. ... Recorded four New Year's Day bowl starting assignments: '84 Orange Bowl Classic, '95 Fiesta Bowl, '86 Sugar Bowl, and the '87 Fiesta Bowl ... Became a first-round draft pick of the Philadelphia Eagles, ninth overall pick, in the 1987 NFL Draft and was named to the Pro Bowl twice in his four year career.

JIM DOOLEY 1997 INDUCTEE **HALFBACK, 1949-1951**

Jim Dooley started on both sides of the football as a junior and senior at Miami ... An All-American in 1951 and first player to have his jersey retired at UM, Dooley ranks third in school history with 17 career interceptions ... A first round draft pick of the Chicago Bears in 1952, Dooley recorded 3,172 yards receiving in eight seasons with the Bears ... After his playing career ended in 1961, Dooley went in to coaching and served as head coach of the Bears from 1968-71 ... He finished his UM career with 1,029 yards rushing and 250 yards receiving and still holds a UM bowl record with a four-interception performance against Clemson in the 1952 Orange Bowl ... He joined the UM Sports Hall of Fame in 1972.

EDDIE DUNN 2009 INDUCTEE **RUNNING BACK, 1935-39**

Dunn played running back for UM from 1935-39 ... In 1938, played in the historic Miami-Florida game, scoring all three touchdowns in a 19-7 Miami win in the two teams' first ever meeting on the gridiron

RING OF HONOR

... Set several game, single-season and career records for rushing, scoring, and punt returns ... Served as the head football coach from 1943-44 and head baseball coach from 1947-54 ... He had a stint as athletic director during World War II ... Was a member of the Board of Trustees from 1964-80, helped find the forerunner of the Hurricane Club, chaired the Board of Trustees Athletic Advisory Committee and served as the president of the UM Alumni Association ... Dunn is also credited with designing the first UM baseball field.

TED HENDRICKS 1997 INDUCTEE **DEFENSIVE END, 1966-1968**

Ted Hendricks was one of the most feared pass rushers in college football during his time ... UM's only three-time All-American (1966, '67 & '68), Hendricks finished his Hurricane career as the leading all-time tackler and was voted fifth in the 1968 Heisman Trophy balloting ... In his three seasons at UM, Hendricks recorded 318 tackles and had two interceptions and 12 fumble recoveries ... Hendricks was Miami's second inductee into the Pro Football Hall of Fame, joining fellow Ring of Honor member Jim Otto (1980) in 1990 ... He was selected in the second round of the 1969 NFL Draft by the Baltimore Colts ... Hendricks, who was inducted into the UM Sports Hall of Fame in 1980, is one of four UM players all-time to have their jersey retired.

MICHAEL IRVIN 2017 INDUCTEE **WIDE RECEIVER, 1985-1987**

A Freshman All-America in 1985 and a second-team All-America in 1987, Michael Irvin is one of the most decorated wide receivers in Miami history. Irvin's 26 receiving touchdowns are the most in Hurricanes history, his 2,423 receiving yards are the third-most, his 143 career receptions are tied for fourth, and he led the Hurricanes in receiving yards in each of his three seasons. After winning a national championship with the Hurricanes, Irvin was drafted in the first round by Dallas in 1988 and went on to win three Super Bowls while starring for the Cowboys.

EDGERRIN JAMES 2008 INDUCTEE **RUNNING BACK, 1996-98**

Edgerrin James played running back at UM from 1996-1998 ... Cousin of former UM running back Javaris James, he was named first team All-American in 1998 before he was taken in the first round of the 1999 NFL Draft by the Indianapolis Colts ... James was selected to the NFL Pro Bowl on four occasions and twice led the NFL in rushing ... In nine full NFL seasons, James has seven 1,000-yard years, including a career-high 1,709 in 2000 with the Colts ... For his UM career, James finished with 2,960 yards on the ground, the second-highest total in school history behind fellow Ring of Honor member Ottis Anderson.

JIM KELLY 2008 INDUCTEE **QUARTERBACK, 1979-1982**

Jim Kelly was a star quarterback at UM from 1979-82 and was inducted into the UM Sports Hall of Fame in 1992 ... Kelly, who was a Heisman Trophy candidate at UM before separating his shoulder his senior season, went on to enjoy a stellar pro football career that led to his induction into the Pro Football Hall of Fame in 2002 ... After a short stint in the USFL after college, Kelly was drafted in the first round of the 1983 NFL Draft by the Buffalo Bills and would go on to be selected to the NFL Pro Bowl on five occasions ... He holds nearly every Bills' career passing record, including attempts (4,779), completions (2,874), yards (35,467) and passer rating (60.14%).

CORTEZ KENNEDY 2008 INDUCTEE **DEFENSIVE TACKLE, 1988-1989**

Cortez Kennedy played defensive tackle for the Hurricanes from 1988-89 before being chosen in the first round of the 1990 NFL Draft by the Seattle Seahawks ... Kennedy played exclusively for the Seahawks at the professional level and was named the NFL's Defensive Player of the Year in 1992 ... He was selected to the NFL Pro Bowl on eight occasions and was named First Team All-Pro three times before retiring from the league in 2000 ... Kennedy finished his professional career with 167 games played, 568 tackles, 58 sacks and 11 forced fumbles ... In 1994, Kennedy was inducted in the UM Sports Hall of Fame and in 2012, he was enshrined into the Pro Football Hall of Fame.

RING OF HONOR

BERNIE KOSAR 1999 INDUCTEE **QUARTERBACK, 1982-1984**

Bernie Kosar was instrumental in the University of Miami becoming known as “Quarterback U” ... As a freshman, Kosar guided the Hurricanes to their first of five National Championships in 1983 ... In 1985, he was chosen in the first round of the NFL Draft by the Cleveland Browns, a team he spent nine seasons with ... He finished his 12-year professional career with 23,301 yards passing and 124 touchdowns ... In 1993, Kosar was a member of the Super Bowl XXVIII champion Dallas Cowboys ... He holds a number of single-season records at UM, including pass attempts (416), pass completions (262) and passing yards (3,642) ... In 1995, Kosar was inducted into the UM Sports Hall of Fame and in 1998, he joined the GTE/CoSIDA Academic All-America Hall of Fame.

RAY LEWIS 2017 INDUCTEE **LINEBACKER, 1993-1995**

Ray Lewis earned All-BIG EAST recognition in 1994 and 1995, compiling one of the most dominant careers by a linebacker ever at The U. Lewis, who ranks sixth all-time in career tackles at Miami with 388, has the two most prolific seasons in history to his name, having recorded 160 total tackles in 1995 and 152 in 1994. A two-time Super Bowl champion and 13-time NFL Pro Bowler, Lewis was drafted in the first round by Baltimore in 1995 and played all 17 seasons with the Ravens, compiling over 2,000 career tackles.

RUSSELL MARYLAND 2014 INDUCTEE **DEFENSIVE TACKLE, 1987-90**

Maryland played with the Hurricanes from 1987-90 and helped guide Miami to the 1987 national championship ... First UM player to win the coveted Outland Trophy as the nation’s top interior lineman ... a consensus All-American, Maryland was recognized as a first-team choice by AP, UPI, Kodak, the Walter Camp Football Foundation, *The Football News* and *Sporting News* as a senior ... UPI lineman of the year ... finished his Hurricanes career with 279 tackles, 25 tackles for loss and 20.5 sacks...an Iron Arrow recipient ... first player chosen in the 1991 NFL Draft by the Dallas Cowboys.

GEORGE MIRA 1997 INDUCTEE **QUARTERBACK, 1961-1963**

George Mira Sr. was a two-time All-American at Miami in 1962 and 1963 ... He led the Canes to a pair of bowl games and set nearly every passing record at Miami at the time ... One of only four players to have their jersey retired at UM, Mira threw for 348 yards during a snow storm against Nebraska in Yankee Stadium’s 1962 Gotham Bowl ... He also finished fifth in the 1962 Heisman Trophy balloting and was selected in the second round of the 1964 NFL Draft by the San Francisco 49ers ... Mira, who was inducted into the UM Sports Hall of Fame in 1973, played seven years in the NFL with the 49ers, Eagles and Dolphins.

JIM OTTO 2008 INDUCTEE **CENTER, 1957-1959**

Jim Otto played center for the Hurricanes from 1957-59 and was inducted into the UM Sports Hall of Fame in 1972 and the Pro Football Hall of Fame in 1980 ... A 12-time Pro Bowl selection from 1961-72, Otto was taken in the first round of the 1960 AFL Draft by the Oakland Raiders, a team he spent his entire career with until his retirement in 1974 ... He was one of only three players who saw action in each of his team’s 140 regular season games over the AFL’s 10-year history ... Otto played in six AFL/AFC title games, Super Bowl II and was named All-Pro 13 straight seasons from 1960-72.

BURGESS OWENS 1999 INDUCTEE **DEFENSIVE BACK, 1970-1972**

Burgess Owens patrolled the Miami secondary from 1970-72, earning All-American honors in 1972 ... Owens finished his UM career with 160 tackles, eight interceptions and three fumble recoveries ... He was named the Most Valuable Player of the 1973 Senior Bowl and went on to be a first-round draft pick of the New York Jets in 1973 ... Owens, who joined the UM Sports Hall of Fame in 1982, played 10 years at the professional level and was a starting safety on the Oakland Raiders’ Super Bowl XV title team ... For his career, he recorded 30 interceptions, including a career-high six in 1979.



RING OF HONOR

ED REED 2017 INDUCTEE

SAFETY, 1998-2001

One of the best safeties to ever play the game, Ed Reed was a consensus first-team All-America honoree in his final two seasons at Miami, including a 2001 season where he helped lead the Hurricanes to a national championship. Reed was an All-BIG EAST selection in his final two seasons, and still holds the Hurricanes' record for career interceptions with 21 and interception return yards with 389. Reed won a Super Bowl with Baltimore in 2012, was named to nine Pro Bowls and was selected the NFL Defensive Player of the Year in 2004.

WARREN SAPP 2017 INDUCTEE

DEFENSIVE LINE, 1992-1994

The first Hurricane to ever win the prestigious Lombardi Trophy, Warren Sapp was the unanimous 1994 BIG EAST Defensive Player of the Year before being selected in the first round by Tampa Bay in the 1995 NFL Draft. Sapp was also named Defensive Player of the Year by Sports Illustrated, the Football Writers' Association of America (FWAA) and ABC Sports, among others, and led a Miami defense that ranked first in the NCAA in total defense and scoring defense in 1994. Sapp, who also won the Nagurski Trophy, was selected to seven Pro Bowls and won the Super Bowl with Tampa Bay in 2002.

SEAN TAYLOR 2017 INDUCTEE

SAFETY, 2001-2003

A Miami Hurricanes legend who passed away in 2007, Taylor led the nation in interceptions in his final season in 2003 and set a Miami record by returning three of those picks for scores. Taylor, who was selected in the first round by Washington in the 2004 NFL Draft, was a consensus All-American in 2003, a finalist for the Jim Thorpe Award and was named the 2003 BIG East Defensive Player of the Year. He ranks fifth at Miami in career interceptions (14) and second in interception return yards (306), won a national championship in 2001 and made two Pro Bowls with the Redskins before his tragic death.

VINNY TESTAVERDE 1997 INDUCTEE

QUARTERBACK, 1982-1986

Vinny Testaverde rewrote nearly every Miami passing and total offense record en route to winning the University of Miami's first Heisman

Trophy in 1986 ... He played in only one losing regular-season game and was a consensus All-American selection in 1986 ... He completed 413 of 674 career passing attempts for 6,058 yards and 48 touchdowns in two years as the Miami starting quarterback ... He led the Hurricanes to back-to-back New Year's Day Bowl games at the Sugar and Fiesta Bowls in 1985 and 1986 respectively ... Testaverde, who was inducted into the UM Sports Hall of Fame in 1998, is one of four Hurricanes to have their jersey retired, along with George Mira, Jim Dooley and Ted Hendricks ... Taken as the No. 1 overall pick by the Tampa Bay Buccaneers in the 1987 NFL Draft, Testaverde posted a stellar 21-year pro career with seven different NFL teams.

GINO TORRETTA 2008 INDUCTEE

QUARTERBACK, 1989-1992

Gino Torretta played quarterback for UM from 1989-92 and was inducted into the UM Sports Hall of Fame in 2003 and the College Football Hall of Fame in 2008 ... As a senior, Torretta joined fellow UM quarterback Vinny Testaverde in elite company when he was awarded the 1992 Heisman Trophy ... That season, Torretta threw for 3,060 yards and 19 touchdowns while completing 57 percent of his passes ... In addition to winning the Heisman Trophy in 1992, Torretta also won the Maxwell Award, the O'Brien Award, the Unitas Award and the Walter Camp Player of the Year Award ... Torretta played in the NFL for six different clubs, retiring in 1997.

STEVE WALSH 2009 INDUCTEE

QUARTERBACK, 1985-88

Walsh played quarterback for Miami during the late 80s, leading the Canes to an undefeated regular season and national championship in 1987 ... The following season, Walsh was selected first-team All-American by The Associated Press, ESPN, and the Football Writers Association of America after passing for over 3,100 yards and 29 touchdowns ... As a starter, Walsh went 23-1 for the Hurricanes and finished his career tied with Vinny Testaverde for the most touchdown passes in school history (48) ... He was selected by the Dallas Cowboys in the first round of the 1989 supplemental draft and played 11 seasons in the NFL for six different franchises.



RETIRED JERSEYS

1997 INDUCTEES

The first four inductees into the University of Miami Football Ring of Honor — quarterback George Mira (1961-63), halfback Jim Dooley (1949-51), defensive end Ted Hendricks (1966-68) and quarterback Vinny Testaverde (1982-86) — were recognized on November 1, 1997, during halftime of the Miami vs. Arkansas State game. In addition to their names adorning the facade of the Orange Bowl, these four former Hurricanes had their jerseys retired at the ceremony. They are the only football jersey numbers retired by the University of Miami.

#10 GEORGE MIRA, QB, 1961-63

YEAR	GP/GS	PASSING					RUSHING				
		A-C-I	PCT	YDS	TD	LG	ATT	YDS	AVG	TD	LG
1961	9/8	151-74-6	49.0	906	8	44	66	173	2.7	3	21
1962	10/10	260-122-16	46.9	1,572	10	39	73	166	2.3	3	36
1963	10/10	334-172-14	51.5	2,155	10	47	59	163	2.8	2	37
Totals	29/28	745-368-36	49.4	4,633	28	47	198	502	2.5	8	37

Career passing efficiency: 104.37

#42 JIM DOOLEY, HB, 1949-51

YEAR	RUSHING				RECEIVING				DEFENSE		
	ATT	YDS	AVG	TD	LG	NO	YDS	AVG	TD	LG	
1949	13	68	5.2	1	—	3	53	17.7	1	—	2-68
1950	98	530	5.4	2	36	10	127	12.7	0	—	5-5
1951	89	431	4.9	2	43	5	70	14.2	1	18	10-76
Totals	200	1,029	5.1	5	43	18	250	13.9	2	—	17-149

#89 TED HENDRICKS, DE, 1966-68

YEAR	GP/GS	TT	UT	AT	FR	INT
1966	10/10	100	66	34	3	0-0
1967	10/10	127	83	44	4	1-15
1968	10/10	91	69	22	5	1-1
Totals	30/30	318	218	100	12	2-16

#14 VINNY TESTAVERDE, QB, 1982-86

YEAR	GP/GS	A-C-I	PCT	YDS	TD	LG
1982	2/0	12-5-0	41.7	79	1	25
1983	— redshirt season					
1984	6/0	34-17-1	50.0	184	0	19
1985	11/11	352-216-15	61.4	3,238	21	88
1986	10/10	276-175-9	63.4	2,557	26	56
Totals	29/21	674-413-25	61.3	6,058	48	88

Career passing efficiency: 152.80



JACK HARDING MVP AWARD

AWARD HISTORY


- Each season the players and coaches of the University of Miami football team select a most valuable player, to be awarded the Jack Harding MVP Award at the annual football banquet.
- Presented since 1964, this honor is the highest performance-based award a Hurricanes player can attain from his teammates. The award is named for former UM head coach and athletic director Jack Harding, who coached the Hurricanes' football team from 1937-42 and 1945-47. Harding relinquished his coaching duties after the 1947 season and took over as athletic director, a post he held until his death in 1963.
- As football coach, Harding oversaw the program's rise into a major program. His 1938 team was his best, traveling to Gainesville, Fla., and handing Florida an upset loss in the first meeting between the schools. His teams posted major inter-sectional wins over Michigan State, Auburn, NC State, Clemson and Florida that put Miami football on the map.
- A graduate of the University of Pittsburgh, Harding was an accomplished athlete in his own right, lettering in football for legendary coaches Glenn "Pop" Warner and Jock Sutherland, in addition to earning varsity letters in baseball and basketball.

AWARD RECIPIENTS

1963	George Mira Sr., QB
1964	Robert J. Brown, T
1965	Ed Weisacosky, DE
1966	Tom Beier, DB
1967	Jimmy Cox, SE
1968	Ted Hendricks, DE
1969	Dick Sorensen, LB
1970	Tom Turchetta, G
1971	Mike Riley, LB
1972	Chuck Foreman, RB/FL
1973	Tony Cristiani, MG
1974	Rich Griffiths, LB
1975	Steadman Scavella, DE
1976	Eddie Edwards, DT
1977	Don Smith, DT
1978	Ottis Anderson, FB
1979	Gene Coleman, DB

1980	Mike Goedecker, DE
1981	Jim Kelly, QB
1982	Jay Brophy, LB
1983	Glenn Dennison, TE
1984	Bernie Kosar, QB
1985	Vinny Testaverde, QB
1986	Vinny Testaverde, QB
1987	Steve Walsh, QB
1988	Steve Walsh, QB
1989	Cortez Kennedy, DT
1990	Russell Maryland, DT
1991	Carlos Huerta, PK
1992	Micheal Barrow, LB
	Gino Torretta, QB
1993	Kevin Patrick, DE
1994	Warren Sapp, DT
1995	Ray Lewis, MLB
1996	Tremain Mack, S
1997	Edgerrin James, RB
1998	Scott Covington, QB
1999	Daniel "Bubba" Franks, TE
2000	Dan Morgan, LB
	Santana Moss, WR/RET
2001	Ken Dorsey, QB
	Edward Reed, S
2002	Ken Dorsey, QB
2003	Sean Taylor, S
2004	Brock Berlin, QB
2005	Eric Winston, OT
2006	Calais Campbell, DE
2007	Darnell Jenkins, WR
2008	Matt Boshier, P/K
2009	Jason Fox, OT
	Darryl Sharpton, LB
2010	Leonard Hankerson, WR
	Sean Spence, LB
2011	Senior Class
2012	Mike James, RB
2013	Allen Hurns, WR
2014	Duke Johnson, RB
2015	Brad Kaaya, QB
2016	Mark Walton, RB
2017	Jaquan Johnson, DB

NATIONAL AWARD WINNERS



VINNY TESTAVERDE

1986 HEISMAN TROPHY WINNER
1986 MAXWELL AWARD WINNER
1986 DAVEY O'BRIEN AWARD WINNER

- Became the first Hurricane to capture the Heisman Trophy in 1986.
- Earned the then-second-highest margin of victory in the Heisman Trophy history.
- Threw for 2,557 yards and 26 touchdowns with only nine interceptions while leading Miami to an undefeated regular season and the nation's No. 1 ranking entering the Fiesta Bowl.
- Was named winner of the Maxwell Award Winner (College Player of the Year), the Davey O'Brien Award (nation's best quarterback) and was named a consensus First-Team All-American.
- Competed with what could arguably be called the deepest quarterbacking crew ever assembled on a college team. At one point in the fall of 1982, the Miami roster at quarterback included Testaverde, future NFL Hall of Famer Jim Kelly, and future NFL star Bernie Kosar, along with prep All-American Kyle Vanderwenne and future Miami head coach Mark Richt.
- Led the Hurricanes to a No. 2 national ranking and a Sugar Bowl berth in his first season as the starter, passing for 3,238 yards and completing 61.4 percent of his passes as the Hurricanes posted a 10-2 record.
- Led Miami to a 28-16 win over defending national champion Oklahoma by completing 21-of-28 passes for 261 yards and four touchdowns.
- Set new UM standards for passing greatness as he set school single-season records for completion percentage (63.4%) and passing efficiency (165.80 — the nation's best).

TESTAVERDE'S 1986 GAME-BY-GAME STATS

OPPONENT	ATT	COMP	YARDS	INT	TD	PCT	LG
at South Carolina	30	17	231	0	1	56.7	28
at (13) Florida	25	12	163	3	1	48.0	50
Texas Tech	27	16	330	2	4	59.3	49
(1) Oklahoma	28	21	261	0	4	75.0	33
Northern Illinois	16	12	208	0	2	75.0	56
at West Virginia	20	14	188	0	3	70.0	35
at Cincinnati	35	24	262	0	2	68.6	29
(20) Florida State	35	21	315	2	3	60.0	39
at Pittsburgh	26	17	291	1	4	65.4	31
Tulsa	34	21	308	1	2	61.8	53
East Carolina	Did not play — injured						
TOTALS	276	175	2,557	9	26	63.4	56

*Passing Efficiency Rating: 165.80 (led the nation)

TESTAVERDE'S CAREER STATS

YEAR	G/GS	COMP	ATT	PCT	YARDS	TD	INT	LP
1982	2/0	5	12	41.7	79	1	0	25
1983	Redshirt season							
1984	6/0	17	34	50.0	184	0	1	19
1985	11/11	216	352	61.4	3,238	21	15	88
1986	10/10	175	276	63.4*	2,557	26	9	56
TOTALS	29/21	413	674	61.3	6,058	48*	25	88

Career Passing Efficiency: 152.80*

1986 HEISMAN VOTING

	POINTS	1ST	2ND	3RD
1. Vinny Testaverde, Miami	2,213	678	76	27
2. Paul Palmer, Temple	672	28	207	174
3. Jim Harbaugh, Michigan	458	25	136	111
4. Brian Bosworth, Oklahoma	395	9	136	96
5. Gordon Lockbaum, Holy Cross	242	32	39	68



BENNIE BLADES

1987 JIM THORPE AWARD WINNER

- Awarded the Jim Thorpe Award for the best defensive back in college football, which was created in 1986. It was conceived by former Oklahoma City talk show host Ed Sossen and W. Lynne Draper, the Jim Thorpe Association executive director.
- Led the '87 Hurricanes to the national championship and a 12-0 record
- Made 124 tackles and intercepted five passes
- Named a consensus First-Team All-America and ended his career as UM's all-time leader for interceptions (19) and interception return yards (305). He also set UM records for consecutive games with an interception (5); total tackles by a safety (286) and unassisted tackles by a safety (155).
- Led the nation in interceptions in 1986 (.91 per game) and became a first-round draftee of the Detroit Lions (the 3rd pick overall) in the 1988 NFL Draft.
- Shared the Thorpe Award with Oklahoma's Rickey Dixon. Both finished with 144 points in balloting by a 15-member committee. Florida State's Deion Sanders was third in the voting with 125 points.

BLADES' 1987 GAME-BY-GAME STATS

OPPONENT	UT	AT	TT	INT	TD	FR	FF
Florida	3	5	8	1-14	0	0	0
at Arkansas	3	6	9	0-0	0	0	0
at Florida State	7	10	17	0-0	0	1	0
Maryland	2	6	8	1-0	1*	0	0
at Cincinnati	2	6	8	1-0	0	0	0
at East Carolina	7	10	17	0-0	0	0	0
Miami (Ohio)	1	3	4	0-0	0	0	0
Virginia Tech	8	10	18	0-0	0	0	0
Toledo	8	4	12	1-22	0	0	0
Notre Dame	3	4	7	1-21	0	0	0
South Carolina	9	7	16	0-0	0	0	0
TOTALS	53	71	124	5-57	1	1	0

*Touchdown was a return of a blocked punt.



NATIONAL AWARD WINNERS



CRAIG ERICKSON

1990 UNITAS GOLDEN ARM AWARD WINNER

- The starting signal caller in 1989 and 1990, Erickson led the Hurricanes to the 1989 National Championship and a 21-3 record over the 1989-90 seasons.
- Tallied 3,363 passing yards, which included six 300 yard passing games, twice throwing for more than 400.
- Tied a school record with four touchdown passes three times.
- In addition to winning the Unitas Award, Erickson placed eighth in balloting for the Heisman Trophy.

ERICKSON'S 1990 GAME-BY-GAME STATS

OPPONENT	ATT	COMP	YARDS	INT	TD	PCT	LG
at (16) BYU	52	28	299	1	0	53.8	27
at California	47	32	467	0	4	68.1	40
Iowa	33	17	360	2	3	51.5	73t
(2) Florida State	23	13	128	0	1	56.5	24
Kansas	29	15	229	0	1	51.7	39
at (6) Notre Dame	36	20	355	2	0	55.5	43
at Texas Tech	32	22	307	0	4	68.8	38t
Pittsburgh	35	25	355	0	2	71.4	40
Boston College	26	13	320	1	4	50.0	52t
Syracuse	41	23	259	0	1	56.1	24
at San Diego State	39	17	284	1	2	43.6	56
TOTALS	393	225	3,363	7	22	57.2	73t

Passing Efficiency Rating: 144.00
 f-Indicates scoring play



WARREN SAPP

1994 LOMBARDI AWARD WINNER

1994 NAGURSKI TROPHY WINNER

- Finished sixth in the Heisman voting in 1994.
- Consensus All-American who became the first Miami Hurricane to win the Rotary Lombardi Award, given annually to the nation's top lineman.
- Named Defensive Player of the Year by ABC Sports, Sports Illustrated, Football Writers Association of America, The Football News, Touchdown Club of Atlanta, Touchdown Club of Columbus and The BIG EAST Football Conference
- Led a Miami defense that led the NCAA in total defense, scoring defense and pass defense.
- Earned Player of the Game honors from ABC vs. Washington, the BIG EAST Network vs. Rutgers and ESPN vs. Florida State.
- As a junior in 1994, had 84 tackles and led the Hurricanes in sacks (10.5), tackles for loss (9.0), fumbles caused, fumble recoveries and quarterback pressures (25).
- First-round draft pick of the Tampa Bay Buccaneers (12th choice overall) in the 1995 NFL Draft.
- Earned the Nagurski Trophy, the Lombardi Award, a spot as an Outland Trophy finalist, Football News Defensive Player of the Year and BIG EAST Conference Defensive Player of the Year all in 1994.

SAPP'S 1994 GAME-BY-GAME STATS

OPPONENT	UT	AT	TT	TFL	QBS	FF	FR	INT	QBH	PBU
Georgia Southern	3	2	5	1-4	1.5-9	0	0-0	0-0	0-0	0
at Arizona State	0	6	6	0-0	.5-3	0	1-0	0-0	0-0	0
Washington	0	8	8	.5-1	0-0	0	0-0	0-0	0-0	0
Virginia Tech	3	1	4	2-15	2-15	1	0-0	0-0	1	0
Florida State	2	6	8	2.5-12	1.5-8	0	0-0	0-0	2	2
at Rutgers	4	2	6	1-3	1-3	0	1-19	0-0	0	1
at West Virginia	1	0	1	0-0	0-0	0	0-0	0-0	1	0
Pittsburgh	3	8	11	.2-4	2-11	0	0-0	0-0	0	0
at Syracuse	3	3	6	2-7	1-8	1	0-0	0-0	0	0
at Temple	1	0	1	0-0	0-0	0	0-0	0-0	0	0
Boston College	2	7	9	1.5-5	1-10	0	0-0	0-0	1	1
TOTALS	37	47	84	12.5-42.0	5-67	2	2-19	0-0	5	



RUSSELL MARYLAND

1990 OUTLAND TROPHY WINNER

- As a defensive tackle in 1990, made 96 tackles (54 solos) and had 10.5 quarterback sacks, seven tackles for losses, 19 quarterback pressures, forced five fumbles and broke up two passes.
- Returned to play for Miami in 1990 as a fifth-year senior, turning down what would surely have been a large pro contract.
- First pick in the 1991 NFL Draft by the Dallas Cowboys

MARYLAND'S 1990 GAME-BY-GAME STATS

OPPONENT	UT	AT	TT	TFL	QBS	FF	FR	INT	QBH	PBU
at BYU	4	2	6	0-0	1-5	0	0-0	0-0	1	0
at California	8	4	12	3-8	1-3	1	0-0	0-0	3	0
Iowa	2	2	4	0-0	0-0	0	0-0	0-0	0	0
Florida State	2	4	6	0-0	0-0	0	1-0	0-0	2	0
Kansas	1	3	4	0-0	1-3	1	0-0	0-0	0	0
at Notre Dame	15	5	20	3-9	1-3	0	0-0	0-0	0	0
at Texas Tech	7	5	12	1-4	2-9	0	0-0	0-0	0	0
Pittsburgh	1	3	4	0-0	0-0	0	0-0	0-0	2	1
Boston College	3	5	8	0-0	1-6	0	0-0	0-0	4	1
Syracuse	7	4	11	0-0	3-27	2	0-0	0-0	1	0
at San Diego State	6	3	9	0-0	-1	1	0-0	0-0	5	0
TOTALS	56	40	96	7-21.0	5-56	5	1-0	0-0	19	2

HISTORY

NATIONAL AWARD WINNERS



GINO TORRETTA

- 1992 HEISMAN TROPHY WINNER
- 1992 UNITAS GOLDEN ARM AWARD WINNER
- 1992 DAVEY O'BRIEN AWARD WINNER
- 1992 MAXWELL AWARD WINNER

- Dominated the Heisman voting and became the most decorated football player in Miami history taking every award available to him in '92: the Maxwell Award (best overall player), Davey O'Brien Award (top quarterback), Unitas Award (top senior quarterback), consensus All-American and every player of the year award. As a senior, threw for 3,060 yards while completing almost 57 percent of his pass attempts.
- Second Hurricanes' quarterback to earn the Johnny Unitas Award, capping a brilliant 1992 season with the honor.
- Exceeded 300 yards passing five times, including a 433-yard effort against Iowa in the season opener.
- Very efficient quarterback who threw only seven interceptions in 402 pass attempts while throwing 19 touchdown passes.
- Led the Hurricanes to a perfect 12-0 record in the regular season on the way to a No. 1 ranking and a Sugar Bowl berth.
- The Pinole, Calif., product rewrote the Miami record books during a spectacular senior season, leaving UM with 11 records to his name, including career marks for passing yards (7,690), pass completions (555) and total offense (7,722 yards). He also set a record for consecutive passes thrown without an interception (123).
- Joined former Hurricane Vinny Testaverde (1986) as a Davey O'Brien Award winner. Both Steve Walsh (1988) and Craig Erickson (1990) were runners-up in their respective years.

TORRETTA'S 1992 GAME-BY-GAME STATS

OPPONENT	ATT	COMP	YARDS	INT	TD	PCT	LG
at (23) Iowa	51	31	433	1	2	60.8	51
Florida A&M	22	12	170	0	2	54.5	51
Arizona	46	26	289	1	1	56.5	31
(3) Florida State	48	20	252	1	2	41.7	33
at (7) Penn State	31	11	80	0	0	35.5	15
TCU	35	20	350	1	3	57.1	68
at Virginia Tech	28	17	249	0	3	60.7	33
West Virginia	40	28	363	0	3	70.0	40
Temple	23	16	221	0	2	69.6	39
at (7) Syracuse	43	23	343	3	0	53.5	48
at San Diego State	35	19	310	0	1	54.3	47
TOTALS	402	228	3,060	7	19	56.7	68

Passing Efficiency Rating: 132.80

TORRETTA'S CAREER STATS

YEAR	G/GS	COMP	ATT	PCT	YARDS	TD	INT	LP
1989	10/4	101	177	57.1	1,325	8	8	88t
1990	9/0	21	41	51.2	210	0	1	20
1991	11/11	205	371	55.3	3,095	20	8	99t
1992	11/11	228	402	56.7	3,060	19	7	68t
TOTALS	41/26	555	991	56.0	7,690	47	24	99t

Career Passing Efficiency: 132.00

*-Indicates school record; †Indicates scoring play

1992 HEISMAN VOTING

	POINTS	1ST	2ND	3RD
1. Gino Torretta, Miami	1,400	310	179	112
2. Marshall Faulk, San Diego State	1,080	164	207	174
3. Garrison Hearst, Georgia	982	140	196	170
4. Marvin Jones, Florida State	392	81	51	47
5. Reggie Brooks, Notre Dame	294	42	53	62
6. Charlie Ward, Florida State	126	18	18	36
7. Micheal Barrow, Miami	64	10	10	14



DAN MORGAN

- 2000 BEDNARIK AWARD WINNER
- 2000 NAGURSKI TROPHY WINNER
- 2000 BUTKUS AWARD WINNER

- As a junior in 1999, produced one of the greatest seasons any defensive player has had at the University of Miami, as he made 139 tackles.
- A starter since his true freshman season, came to Miami as a fullback, but during freshman two-a-days in 1997 shined at linebacker.
- Team's leading tackler in 2000 (his third time to lead UM in tackles) with 138.
- Set a school record with 42 consecutive starts and became the first player in the school's history to have 100-plus tackles in each of his four seasons.
- All-time career tackles leader at Miami with 512, breaking the BIG EAST record along the way.
- Named a consensus First-Team All-American and became the first player in college football history to win the Butkus, Nagurski and Bednarik awards in the same season.
- Named Football News National Defensive Player of the Year, an honor he also won on the conference level as voted on by the league's head coaches.

MORGAN'S 2000 GAME-BY-GAME STATS

OPPONENT	UT	AT	TT	TFL	QBS	FF	FR	INT	QBH	PBU
McNeese State	3	4	7	0-0	0-0	0	0-0	0-0	0	0
at Washington	13	7	20	2-3	0-0	0	1-0	1-11	0	3
at West Virginia	9	7	16	2-5	2-5	0	0-0	0-0	4	0
at Rutgers	1	0	1	0-0	0-0	0	0-0	0-0	0	0
Florida State	14	3	17	2-6	0-0	1	0-0	1-23	1	1
at Temple	13	4	17	2-9	1-7	0	0-0	0-0	0	0
Louisiana Tech	2	2	4	0-0	0-0	0	0-0	0-0	0	1
Virginia Tech	7	4	11	0-0	0-0	0	0-0	0-0	0	0
Pittsburgh	11	9	20	2-3	0-0	0	1-0	0-0	0	0
at Syracuse	6	4	10	2-4	0-0	0	0-0	0-0	0	0
Boston College	11	4	15	3-12	1-7	0	0-0	0-0	0	0
TOTALS	90	48	138	15-42	4-19	1	2-0	2-34	5	5

MIAMI HURRICANES IN BUTKUS AWARD VOTING

1990	Maurice Crum, MLB	finalist
1992	Michael Barrow, MLB	finalist
1995	Ray Lewis, MLB	2nd
2000	Dan Morgan, MLB	1st



NATIONAL AWARD WINNERS



KEN DORSEY

2001 MAXWELL AWARD WINNER

- Received the 2001 Maxwell Award, given annually to the outstanding college football player of the year
- Third Miami Hurricane to win the Maxwell Award as he edged fellow finalists Eric Crouch of Nebraska and Rex Grossman of Florida in the closest vote in the 65-year history of the award.
- Was third behind Crouch and Grossman in the 2001 Heisman Trophy voting.
- Led the Hurricanes to a perfect (12-0) record and the 2001 National Championship.
- Finished his career 26-1 at Miami as a starter at quarterback
- Completed 184 of 318 passes for 2,652 yards with 23 touchdowns and nine interceptions during the 2001 regular season.

KEN DORSEY'S 2001 STATS

YEAR	G/IGS	COMP	ATT	PCT	YARDS	TD	INT	LP
2001	11/11	206	353	58.3	3,014	26	10	64

Passing Efficiency Rating: 148.7

DORSEY'S 2001 GAME-BY-GAME STATS

OPPONENT	ATT	COMP	YARDS	INT	TD	PCT	LG
at Penn State	27	20	344	1	3	74.1	47
Rutgers	25	14	315	1	2	56.0	64
at Pittsburgh	32	18	208	1	1	56.3	32
Troy State	30	18	299	0	2	60.0	37
at Florida State	27	14	249	0	3	51.9	35
West Virginia	27	16	192	1	2	59.3	27
Temple	24	16	175	0	2	66.7	41
at Boston College	41	20	222	4	0	48.8	19
Syracuse	20	13	224	0	4	65.0	51
Washington	21	14	189	1	3	66.7	32
at Virginia Tech	44	21	235	0	1	47.7	31
TOTALS	318	184	2,652	9	23	58.3	64
Nebraska (Rose Bowl)	35	22	362	1	3	62.9	49



JOAQUIN GONZALEZ

2001 DRADDY TROPHY WINNER

- Named winner of the "Academic Heisman," the HealthSouth Draddy Trophy, in a ceremony honoring 16 national scholar-athletes at the National Football Foundation's 44th Annual Awards dinner in New York City.
- One of the nation's top offensive tackles and a major factor in an offensive line that yielded only three quarterback sacks in 2000.
- The 6-foot-6, 298-pound Dean's List member was a three-time Arthur Ashe Jr. Sports Scholar Team member, being named to the First Team in 2000.
- Was a four-time BIG EAST Academic All-Conference selection and an Iron Arrow inductee in 2000 (the highest academic honor bestowed to any UM student or staff member).
- Received a bachelor's degree in business administration in May of 2001 and received a master's of business administration in December of 2001.
- Named a First Team All-America twice by The Football Writers Association in 2000 and 2001.
- Named a second-team All-America.
- Selected to the First Team All-BIG EAST Team in both 2000 and 2001 and was the BIG EAST Rookie of the Year in 1998 - the first recipient of the award to earn all-conference academic honors in the same season.



BRYANT MCKINNIE

2001 OUTLAND TROPHY WINNER

- Joined Russell Maryland (1990) as an Outland Trophy winner given annually to the nation's top lineman.
- Capped an impressive career when he beat out Nebraska offensive guard Toniu Fonoti and 2000 Outland Trophy winner John Henderson of Tennessee for the award.
- McKinnie, a 6-foot-9, 336-pound senior from Woodbury, N.J., never allowed a sack during his college career and anchored a line that averaged 5.5 yards per rushing attempt on the way to an undefeated season and the national championship.
- Hallmark performance came when he dominated Syracuse All-America defensive end Dwight Freaney in Miami's 59-0 victory, holding Freaney without a quarterback sack in 52 plays, setting the pace for an offense that rushed for a season-best 331 yards and accumulated 566 yards against the Orangemen.
- Played two seasons after transferring from Lackawanna Junior College (Pa.) prior to sitting out the 1999 season as a redshirt.
- Made a name for himself in Miami's 27-24 victory over Florida State at the Orange Bowl when he shut down FSU's Jamal Reynolds, who managed just one assisted tackle in the game. Reynolds was a First-Team All-American, the Lombardi winner and a first-round NFL draft pick.

NATIONAL AWARD WINNERS



BRETT ROMBERG

2002 RIMINGTON TROPHY WINNER

- Became the first University of Miami player to win the Rimington Trophy in 2002.
- Contributed in Miami's 34-game winning streak from 2000 to 2002 as the center.
- Had the versatility to play effectively at guard or tackle, but settled in as the center for his sophomore season in 2000.
- Helped the Hurricanes win 35 of 37 games, one National Championship, three BIG EAST Conference championships, a Sugar Bowl and a Rose Bowl during his career - all with Romberg calling the blocking signals for the offensive line.
- Never allowed a quarterback sack at center and led an offensive line that helped produce three 1,000-yard rushers (James Jackson, Clinton Portis and Willis McGahee), a quarterback (Ken Dorsey) who set every major UM career passing record and an offense that averaged more than 465 yards per game for the balance of his three years as the starting center.
- The Dave Rimington Trophy was one of college football's newest annual awards, given each year since 1999 to college football's outstanding center. It is hosted by the Boomer Esiason Foundation for research and treatment of cystic fibrosis.



KELLEN WINSLOW II

2003 MACKEY AWARD WINNER

- Became the first player in Miami history to win the John Mackey Award.
- The Nassau County Sports Commission presents the prestigious John Mackey Award annually to the most outstanding tight end in Division I-A College Football.
- At 6-foot-5, 245-pounds, led the team with 60 catches and was second on the team with 605 receiving yards, averaging 10.1 yards per catch and 46.5 yards per game as a junior.
- Led or tied for the team lead in receptions in nine games in 2003 and broke the UM record for career receptions by a tight end with 119.
- In his biggest game of the season and the second-biggest of his career, pulled in 10 catches for 104 yards against West Virginia, including a leaping catch over the middle on a critical fourth-and-13 that led to Miami's game-winning field goal in the final seconds against the Mountaineers.
- Made seven catches for 106 yards in the Hurricanes' 22-14 win at Florida State, despite playing in a torrential downpour on a rain-soaked field.
- Stood out as a big-play performer on special teams, blocking a punt against Syracuse.
- Impressed with his blocking ability on offense and special teams in a UM win over Pittsburgh, throwing a key block to spring tailback Jason Geathers for a 78-yard gain on a screen pass that set up a Miami touchdown.
- Following his junior season, was drafted by the Cleveland Browns in the first round as the sixth overall pick in the 2004 NFL Draft.

WINSLOW'S CAREER RECEIVING STATS

YEAR	G/GS	NO	YARDS	AVG	TD	LG
2001	11/10	2	34	17.0	0	19
2002	13/13	57	726	12.7	8	58
2003	13/12	60	605	10.1	1	39
TOTALS	37/25	119	1,365	11.5	9	58

WINSLOW'S 2003 GAME-BY-GAME RECEIVING STATS

OPPONENT	NO	YARDS	TD	LG
at Louisiana Tech	4	35	1	13
Florida	5	35	0	17
East Carolina	2	27	0	16
at Boston College	4	41	0	17
West Virginia	10	104	0	19
at Florida State	7	106	0	39
Temple	4	43	0	17
at Virginia Tech	8	48	0	8
Tennessee	7	88	0	22
Syracuse	1	6	0	6
Rutgers	2	15	0	8
at Pittsburgh	1	9	0	9
vs. Florida State	5	48	0	12
TOTALS	60	605	1	39



ALPHABETICAL #PROCANES ROSTER

ADKINS, Spencer (LB) – Atlanta Falcons (2009-12)
 ALVERS, STEVE (TE/C) – Buffalo Bills (1981); New York Jets (1982)
 ANDERSON, Ottis (RB) – St. Louis Cardinals (1979-86); New York Giants (1986-92)
 ARMBRISTER, Thurston (LB) – Jacksonville Jaguars (2015); Detroit Lions (2015-16)
 ARMSTEAD, Jessie (LB) – New York Giants (1993-2001); Washington Redskins (2002-03)
 ARMSTRONG, Ray Ray (LB) – St. Louis Rams (2013-14); Oakland Raiders (2015); San Francisco 49ers (2015-17)
 ATKINS, Baraka (DE) – Seattle Seahawks (2007-08); San Francisco 49ers (2009)

BAILEY, Allen (DL) – Kansas City Chiefs (2011-18)
 BAILEY, Don (C) – Indianapolis Colts (1984-85)
 BAILEY, Robert (DB) – Los Angeles Rams (1991-94); Dallas Cowboys (1995); Washington Redskins (2005); Miami Dolphins (1996); Detroit Lions (1997-99); Baltimore Ravens (2000); Detroit Lions (2001)
 BANASZAK, Pete (RB) – Oakland Raiders (1966-78)
 BARNES, Mike (DT/DE) – Baltimore Colts (1973-81)
 BARROW, Micheal (LB) – Houston Oilers (1993-96); Carolina Panthers (1997-99); New York Giants (2000-03); Dallas Cowboys (2005)

BASS, Robert (LB) – Chicago Bears (1995)
 BEASON, Jon (LB) – Carolina Panthers (2007-13); New York Giants (2013-15)
 BEIER, Tom (DB) – Miami Dolphins (1967, 1969)
 BELK, Rocky (WR) – Cleveland Browns (1983)
 BELL, Coleman (TE) – Washington Redskins (1994-95); Seattle Seahawks (1996)
 BELLINGER, Rodney (DB) – Buffalo Bills (1984-86)
 BENJAMIN, Travis (WR) – Cleveland Browns (2012-15); San Diego Chargers (2016); Los Angeles Chargers (2017-18)
 BENNETT, Donnell (RB) – Kansas City Chiefs (1994-2000); Washington Redskins (2001)

BENNETT, Phil (LB) – Boston Patriots (1960)
 BENNETT, Woody (RB) – New York Jets (1979-80); Miami Dolphins (1980-88)
 BENTLEY, Albert (RB) – Indianapolis Colts (1985-91); Pittsburgh Steelers (1992)
 BERLIN, Brock (QB) – St. Louis Rams (2007-08)
 BERRIOS, Braxton (WR) – New England Patriots (2018)
 BERRY, Damien (RB) – Baltimore Ravens (2011-13)
 BIBLA, Martin (G) – Atlanta Falcons (2002-05)
 BLADES, Al (DB) – San Francisco 49ers (2001-02)
 BLADES, Bennie (DB) – Detroit Lions (1988-96); Seattle Seahawks (1997)

BLADES, Brian (WR) – Seattle Seahawks (1988-98)
 BLAISE, Kerlin (G) – Detroit Lions (1999-2003)
 BOOKMAN, Johnny (DB) – New York Giants (1957); Dallas Texans (1960); New York Titans (1961)
 BOSHER, Matt (K) – Atlanta Falcons (2011-18)
 BOSSELER, Don (FB) – Washington Redskins (1957-64)
 BRATTON, Melvin (RB) – Denver Broncos (1989-90)
 BROPHY, Jay (LB) – Miami Dolphins (1984-86); New York Jets (1987)
 BROUGHTON, Willie (DT/NT) – Indianapolis Colts (1985-86); Dallas Cowboys (1989-90); Los Angeles Raiders (1992-93);

New Orleans Saints (1995-96)
 BROWN, Andre (WR) – Miami Dolphins (1989-90)
 BROWN, Delvin (DB) – Jacksonville Jaguars (2001)
 BROWN, Eddie (WR) – Cincinnati Bengals (1985-91)
 BROWN, Fred (LB/TE) – Los Angeles Rams (1965); Philadelphia Eagles (1967-69)
 BROWN, Jerome (DT) – Philadelphia Eagles (1987-91)
 BROWN, Kareem (DT) – New England Patriots (2007); New York Jets (2007-08)
 BROWN, Larry (T) – Kansas City Chiefs (1978-79)
 BUCHANON, Phillip (DB) – Oakland Raiders (2002-04); Houston Texans (2005-06); Tampa Bay Buccaneers (2006-08); Detroit Lions (2009); Washington Redskins (2010-11)
 BURGESS, James (LB) – San Diego Chargers (1997-98)
 BURKE, Mike (P) – Los Angeles Rams (1974)
 BURNS, Artie (CB) – Pittsburgh Steelers (2016-18)
 BURT, Jim (NT/DT) – New York Giants (1981-88); San Francisco 49ers (1989-91)
 BUSH, Deon (S) – Chicago Bears (2016-18)
 BUTLER, Rashad (T) – Carolina Panthers (2006); Houston Texans (2007-12); Cleveland Browns (2013); Pittsburgh Steelers (2013)
 BYRD, LaRon (WR) – Arizona Cardinals (2012-13); Cleveland Browns (2014); Washington Redskins (2015); Carolina Panthers (2016)

CAESAR, Mark (DL) – Miami Dolphins (1994)
 CAMPBELL, Calais (DE) – Arizona Cardinals (2008-16); Jacksonville Jaguars (2017-18)
 CARAPPELLA, Al (DT/MGT/LB) – San Francisco 49ers (1951-55)
 CAREY, Vernon (T/G) – Miami Dolphins (2004-11)
 CARROLL, Wesley (WR) – New Orleans Saints (1991-92); Cincinnati Bengals (1993)
 CARTER, Jamal (DB) – Denver Broncos (2017)
 CARTER, Rubin (NT/DT) – Denver Broncos (1975-86)
 CESARE, Billy (DB/KR) – Tampa Bay Buccaneers (1978-79); Miami Dolphins (1980); Tampa Bay Buccaneers (1981); Detroit Lions (1982)

CHICKILLO, Anthony (LB) – Pittsburgh Steelers (2015-17)
 CHICKILLO, Nick (LB/G) – Chicago Cardinals (1953)
 CHICKILLO, Tony (NT/DE/G) – San Diego Chargers (1984-85); New York Jets (1987)
 CLARK, Bernard (LB) – Cincinnati Bengals (1990-91); Seattle Seahawks (1991)
 CLARK, Howard (LB) – Philadelphia Eagles (2003)
 CLEVELAND, Asante (TE) – San Francisco 49ers (2014-15); New England Patriots (2015); San Diego Chargers (2016)
 CLINE, Tony (DE) – Oakland Raiders (1970-75); San Francisco 49ers (1976-77)

COCHRANE, Kelly (QB) – Houston Oilers (1972)
 COLBERT, Adrian (DB) – San Francisco 49ers (2017-18)
 CONNERS, Dan (LB) – Oakland Raiders (1964-74)
 COOK, Charles (DE) – New York Giants (1983)
 COOPER, Mark (G/T) – Denver Broncos (1983-87); Tampa Bay Buccaneers (1987-89)
 COPELAND, Horace (WR) – Tampa Bay Buccaneers (1993-95, 1997); Miami Dolphins (1998)
 COREY, Walt (LB) – Dallas Texans (1960, 1962); Kansas City Chiefs (1963-66)
 CORTES, Julio (LB) – Seattle Seahawks (1987)
 COVINGTON, Scott (QB) – Cincinnati Bengals (1999-2001); St.

ALPHABETICAL #PROCANES ROSTER

- Louis Rams (2002-03)
COX, Jim (TE) – Miami Dolphins (1968)
CURRY, Shane (DE) – Indianapolis Colts (1991)
- DAANEN, Jerry (WR) – St. Louis Cardinals (1968-70)
DAVENPORT, Najeh (RB) – Green Bay Packers (2002-05); Pittsburgh Steelers (2006-08); Indianapolis Colts (2008)
DAVIS, Tanard (DB) – Indianapolis Colts (2006); Philadelphia Eagles (2007); Tennessee Titans (2008)
DAWKINS, Dale (WR) – New York Jets (1990-93)
DEL BELLO, Jack (QB) – Baltimore Colts (1953)
DEMARCO, Mario (G/LB) – Detroit Lions (1949)
DENNISON, Glenn (TE) – New York Jets (1984); Washington Redskins (1987)
DIAMOND, Charley (T) – Dallas Texans (1960-62); Kansas City Chiefs (1963)
DIXON, Antonio (DT) – Philadelphia Eagles (2009-12); Indianapolis Colts (2012)
DOOLEY, Jim (B/E/FL/TE) – Chicago Bears (1952-61)
DORSETT, Phillip (WR) – Indianapolis Colts (2015-17); New England Patriots (2017-18)
DORSEY, Ken (QB) – San Francisco 49ers (2003-05); Cleveland Browns (2006-08)
DUNN, Gary (NT/DT/DE) – Pittsburgh Steelers (1976-87)
- EDWARDS, Eddie (DE/DT) – Cincinnati Bengals (1977-88)
ELDER, Corn (CB) – Carolina Panthers (2017-18)
EPPS, Dedrick (TE) – Miami Dolphins (2010); New York Jets (2011-12)
ERICKSON, Craig (QB) – Tampa Bay Buccaneers (1992-94); Indianapolis Colts (1995); Miami Dolphins (1996-97); Chicago Bears (1999)
ETHEREDGE, Carlos (OL) – Indianapolis Colts (1994)
EVANS, Leon (DE) – Detroit Lions (1985-86)
EVERETT, Kevin (TE) – Buffalo Bills (2005-07)
- FAGAN, Kevin (DE) – San Francisco 49ers (1987-93)
FEAGLES, Jeff (P) – New England Patriots (1988-89); Philadelphia Eagles (1990-93); Arizona Cardinals (1994-97); Seattle Seahawks (1998-2002); New York Giants (2003-09)
FELICIANO, Jonathan (G) – Oakland Raiders (2015-18)
FITZGERALD, Markese (DB) – Tampa Bay Buccaneers (2002)
FLOWERS, ERECK (T) – New York Giants (2015-17)
FORD, Chase (TE) – Minnesota Vikings (2012-15)
FOREMAN, Chuck (RB) – Minnesota Vikings (1973-79); New England Patriots (1980)
FORSTON, Marcus (DL) – New England Patriots (2012-13)
FOX, Jason (T) – Detroit Lions (2010-13); Miami Dolphins (2014-15)
FOX, Terry (FB/LB) – Philadelphia Eagles (1941, 1945); Miami Seahawks (1946)
FRANKLIN, Orlando (OL) – Denver Broncos (2011-14); San Diego Chargers (2015-16)
FRANKS, Bubba (TE) – Green Bay Packers (2000-07); New York Jets (2008)
FRAZIER, Frank (G) – Washington Redskins (1987)
FROHOSE, Bill (DB) – Detroit Lions (1974)
FULCHER, Mondriel (TE) – Oakland Raiders (2000-02)
FULLINGTON, Darrell (DB) – Minnesota Vikings (1988-90); New England Patriots (1991); Tampa Bay Buccaneers (1992-93)
- GAINES, Jimmy (LB) – Buffalo Bills (2014-15)
GAITER, Tony (WR) – New England Patriots (1997-98); San Diego Chargers (1998-99)
GARY, Cleveland (RB) – Los Angeles Rams (1989-93); Miami Dolphins (1994)
GEATHERS, Jason (WR) – New York Giants (2004)
GERMAN, Jammí (WR) – Atlanta Falcons (1998-2001)
GONZALEZ, Joaquin (T) – Cleveland Browns (2002-04); Indianapolis Colts (2005)
GOODEN, Tavares (LB) – Baltimore Ravens (2008-10); San Francisco 49ers (2011-12); Houston Texans (2013)
GOODMAN, Harvey (G) – Denver Broncos (1976)
GORDON, Richard (TE) – Oakland Raiders (2011-12); Pittsburgh Steelers (2013); Kansas City Chiefs (2013-15); Tennessee Titans (2014)
GORE, Frank (RB) – San Francisco 49ers (2005-14); Indianapolis Colts (2015-17); Miami Dolphins (2018)
GRAHAM, Jimmy (TE) – New Orleans Saints (2010-14); Seattle Seahawks (2015-17); Green Bay Packers (2018)
GREAVES, Gary (T) – Houston Oilers (1960)
GREEN, Jamaal (DE) – Philadelphia Eagles (2003-04); Chicago Bears (2005); Washington Redskins (2007)
GREEN, Shayon (LB) – Pittsburgh Steelers (2015)
GREEN, Yatil (WR) – Miami Dolphins (1997-1999)
GRIFFIN, Keith (RB) – Washington Redskins (1984-88)
GUNN, Harland (OL) – Atlanta Falcons (2012-15)
GUNTER, Ladarius (CB) – Green Bay Packers (2015-17); Carolina Panthers (2017-18)
- HAGGERTY, Mike (T) – Pittsburgh Steelers (1967-70); New England Patriots (1971); Detroit Lions (1973)
HAM, Derrick (DE) – Washington Redskins (1999-2000); Cleveland Browns (2001)
HANKERSON, Leonard (WR) – Washington Redskins (2011-14); Atlanta Falcons (2015)
HARDEN, Bobby (DB) – Miami Dolphins (1990-93)
HARRAH, Dennis (G/C) – Los Angeles Rams (1975-87)
HARRIS, Brandon (DB) – Houston Texans (2011-13); Tennessee Titans (2014-15)
HARRIS, Derrick (RB) – St. Louis Rams (1996-99); San Diego Chargers (2000)
HARRIS, Orien (DT) – Cleveland Browns (2006); New Orleans Saints (2007); Cincinnati Bengals (2008-09); Detroit Lions (2009)
HAWKINS, Bill (DE/DT) – Los Angeles Rams (1989-92)
HEAPS, Jake (QB) – New York Jets (2015); Seattle Seahawks (2016-17)
HEFFERNAN, Dave (G) – Tampa Bay Buccaneers (1988)
HENDERSON, Seanrel (T) – Buffalo Bills (2014-17); Houston Texans (2018)
HENDRICKS, Dwayne (DT) – New York Giants (2010-11)
HENDRICKS, Ted (LB) – Baltimore Colts (1969-73); Green Bay Packers (1974); Oakland Raiders (1975-81); Los Angeles Raiders (1982-83)
HENRY, Charles (TE) – Miami Dolphins (1991)
HERNDON IV, Christopher (TE) – New York Jets (2018)
HESTER, Devin (WR/PR) – Chicago Bears (2006-13); Atlanta Falcons (2014-17)
HEURTELOU, Calvin (DT) – Denver Broncos (2016)
HIGHSMITH, Alonzo (RB) – Houston Oilers (1987-89); Dallas Cowboys (1990-91)



ALPHABETICAL #PROCANES ROSTER

HILL, Quadtrine (RB) – New England Patriots (2006-07)
 HILL, Randal (WR) – Miami Dolphins (1991); Arizona Cardinals (1991-94); Miami Dolphins (1995-96); New Orleans Saints (1997-98)
 HOLMES, Kenny (DE) – Tennessee Titans (1997-2000); New York Giants (2001-03)
 HOWARD, Tracy (DB) – Cleveland Browns (2016); Jacksonville Jaguars (2017)
 HUDOCK, Mike (C) – New York Titans (1960-62); New York Jets (1963-65); Miami Dolphins (1966); Kansas City Chiefs (1967)
 HUERTA, Carlos (K) – Chicago Bears (1996); St. Louis Rams (1996)
 HURNS, Allen (WR) – Jacksonville Jaguars (2014-17); Dallas Cowboys (2018)
 IRVIN, Michael (WR) – Dallas Cowboys (1988-2000)
 ISIDORA, Danny (OL) – Minnesota Vikings (2017)
 JACKSON, James (RB) – Cleveland Browns (2001-03); Green Bay Packers (2004); Arizona Cardinals (2005)
 JAMES, Edgerrin (RB) – Indianapolis Colts (1999-2005); Arizona Cardinals (2006-08); Seattle Seahawks (2009)
 JAMES, Javaris (RB) – Indianapolis Colts (2010-11)
 JAMES, Mike (RB) – Tampa Bay Buccaneers (2013-16); Detroit Lions (2017)
 JELLEY, Tom (DE) – Pittsburgh Steelers (1951)
 JENKINS, Darnell (WR) – Houston Texans (2008-09)
 JENKINS, Rayshawn (DB) – Los Angeles Chargers (2017)
 JENNINGS, Kelly (DB) – Seattle Seahawks (2006-10); Cincinnati Bengals (2011)
 JOHNSON, Alex (WR) – Houston Oilers (1991)
 JOHNSON, Andre (WR) – Houston Texans (2003-14); Indianapolis Colts (2015); Tennessee Titans (2016)
 JOHNSON, Bruce (DB) – New York Giants (2009-12)
 JOHNSON, Duke (RB) – Cleveland Browns (2015-18)
 JOHNSON, Jack (DB) – Chicago Bears (1957-59); Buffalo Bills (1960-61); Dallas Texans (1961)
 JOHNSON, Ken (RB) – New York Giants (1979)
 JONES, Carlos (CB) – Seattle Seahawks (1998); New Orleans Saints (1999); Minnesota Vikings (2000)
 JONES, Chris T. (WR) – Philadelphia Eagles (1995-98); Oakland Raiders (1998-99)
 JONES, Daryl (WR) – New York Giants (2002-03)
 JONES, Ernie (DB) – Seattle Seahawks (1976); New York Giants (1977-79)
 JONES, Jimmie (DT/DE) – Dallas Cowboys (1990-93); L.A./St. Louis Rams (1994-97); Philadelphia Eagles (1997-98)
 JONES, K.C. (C) – Denver Broncos (1997-2001)
 JONES, Larry (FB) – Washington Redskins (1995-96)
 JOSEPH, Carlos (OL) – San Diego Chargers (2004)
 JOSEPH, Joe (DT) – Washington Redskins (2010)
 JOSEPH, William (DT) – New York Giants (2003-07); Oakland Raiders (2008-10)
 KAAYA, Brad (QB) – Detroit Lions (2017); Indianapolis Colts (2018)
 KALINA, Dave (WR) – Pittsburgh Steelers (1970)
 KAMALU, Ufomba (DT) – Houston Texans (2016-18)
 KEARNS, Tom (T) – New York Giants (1945); Chicago Cardinals (1946)
 KELLY, Jim (QB) – Buffalo Bills (1986-96)
 KENNEDY, Cortez (DT) – Seattle Seahawks (1990-2000)

KICHEFSKI, Walt (E) – Pittsburgh Steelers (1940-42); Card-Pitt (1944)
 KING, Andre (WR) – Cleveland Browns (2001-04)
 KIRBY, Raphael (LB) – Detroit Lions (2016); Jacksonville Jaguars (2017)
 KOHLBRAND, Joe (DE) – New Orleans Saints (1985-89)
 KOSAR, Bernie (QB) – Cleveland Browns (1985-93); Dallas Cowboys (1993); Miami Dolphins (1994-96)
 KRIEN, Darren (LB) – San Diego Chargers (1994-95)
 LANG, Kenard (DE/DT/LB) – Washington Redskins (1997-2001); Cleveland Browns (2002-05); Denver Broncos (2006)
 LARKIN, Eric (DE) – Houston Oilers (1987)
 LATIMER, Don (NT) – Denver Broncos (1978-83)
 LEWIS, Damione (DT) – St. Louis Rams (2001-05); Carolina Panthers (2006-09); Houston Texans (2010)
 LEWIS, Malcolm – Miami Dolphins (2017-18)
 LEWIS, Ray (LB) – Baltimore Ravens (1996-2012)
 LINDER, Brandon (G) – Jacksonville Jaguars (2014-18)
 LIPPETT, Ronnie (DB) – New England Patriots (1983-91)
 LITTLE, Earl (DB) – New Orleans Saints (1997-99); Cleveland Browns (2000-04)
 LOSCH, Jack (HB) – Green Bay Packers (1956)
 LUCHEY, Nick (FB) – Cincinnati Bengals (1999-2002); Green Bay Packers (2003-04); Cincinnati Bengals (2005); Baltimore Ravens (2006)
 NOTE: Luchey played under the name Nick Williams at UM
 MACK, Tremain (DB) – Cincinnati Bengals (1997-2001)
 MARION, Fred (DB) – New England Patriots (1982-91)
 MARK, Greg (DE/LB) – Philadelphia Eagles (1990); Miami Dolphins (1990)
 MARSHALL, Alfonso (DB) – Chicago Bears (2004-05)
 MARYLAND, Russell (DT) – Dallas Cowboys (1991-95); Oakland Raiders (1996-99); Green Bay Packers (2000-01)
 MASTERSON, Bob (E) – Washington Redskins (1938-43); Brooklyn Dodgers (1944); Boston Yanks (1945); Brooklyn AAF (1946)
 MATLOCK, John (CB) – New York Jets (1967); Cincinnati Bengals (1968)
 MAXEY, Marcus (DB) – Kansas City Chiefs (2006)
 MCCARTHY, Colin (LB) – Tennessee Titans (2011-14)
 McCLOVER, Darrell (LB) – New York Jets (2004-05); Chicago Bears (2006-07)
 McCORD, Tyrin (LB) – Pittsburgh Steelers (2016)
 McDERMOTT, Shane (C) – Carolina Panthers (2015); New York Giants (2016)
 McDOUGAL, Bob (FB) – Green Bay Packers (1947)
 McDOUGLE, Jerome (DE) – Philadelphia Eagles (2003-07); New York Giants (2008)
 McDOWELL, Bubba (DB) – Houston Oilers (1989-94); Carolina Panthers (1995-96)
 McGAHEE, Willis (RB) – Buffalo Bills (2003-06); Baltimore Ravens (2007-10); Denver Broncos (2011-12); Cleveland Browns (2013)
 McGEE, Brandon (DB) – St. Louis Rams (2013-15); Dallas Cowboys (2016)
 McIntOSH, RJ (DL) – New York Giants (2018)
 McIntOSH, Rocky (LB) – Washington Redskins (2006-11); St. Louis Rams (2012); Detroit Lions (2013)
 McKINNIE, Bryant (T) – Minnesota Vikings (2002-10); Baltimore Ravens (2011-13); Miami Dolphins (2013)

ALPHABETICAL #PROCANES ROSTER

McNEIL, Ryan (DB) – Detroit Lions (1993-97); St. Louis Rams (1997-98); Cleveland Browns (1999); Dallas Cowboys (2000); San Diego Chargers (2001-03)

McVEIGH, John (LB) – Seattle Seahawks (1986)

MERCER, Ivan (TE) – Washington Redskins (2001-02)

MERCIER, Richard (OG) – Green Bay Packers (2000-01); Cleveland Browns (2002)

MERIWEATHER, Brandon (DB) – New England Patriots (2007-11), Washington Redskins (2012-14)

MILLER, Bill (SE/WR) – Dallas Texans (1962); Buffalo Bills (1963); Oakland Raiders (1964, 1966-68)

MILLER, Dan (K) – New England Patriots (1982); Washington Redskins (1982); Baltimore Colts (1982)

MILLER, Lamar (RB) – Miami Dolphins (2012-15); Houston Texans (2016-18)

MIRA, George (QB) – San Francisco 49ers (1964-68); Philadelphia Eagles (1969); Miami Dolphins (1971)

MORGAN, Dan (LB) – Carolina Panthers (2001-07)

MORRIS, Stephen (QB) – Jacksonville Jaguars (2014); Philadelphia Eagles (2015); Indianapolis Colts (2015-17)

MORRIS, Victor (LB) – Miami Dolphins (1987)

MOSS, Santana (WR) – New York Jets (2001-04); Washington Redskins (2005-14)

MOSS, Sinorice (WR) – New York Giants (2006-09)

MOSS, Winston (LB) – Tampa Bay Buccaneers (1987-91); L.A. Raiders (1991-94); Seattle Seahawks (1995-97)

MYERS, Chris (G) – Denver Broncos (2005-07); Houston Texans (2008-14)

MYERS, Leonard (DB) – New England Patriots (2001-03)

MUHAMMAD, Al-Quadin (DL) – New Orleans Saints (2017-18)

NEAL, Speedy (FB) – Buffalo Bills (1984)

NELMS, Cory (DB) – Oakland Raiders (2012-13)

NELSON, Bob (NG) – Green Bay Packers (1989-90)

NORTON, Kendrick (DL) – Carolina Panthers (2018)

NJOKU, David (TE) – Cleveland Browns (2017-18)

NICOLAS, Scott (LB) – Cleveland Browns (1982-86); Miami Dolphins (1987)

NOPPENBERG, John (HB/FB) – Pittsburgh Steelers (1940-41); Detroit Lions (1941)

O'DONNELL, Pat (P) – Chicago Bears (2014-18)

OJOMO, Adewale (DE) – New York Giants (2012-13)

OLSEN, Greg (TE) – Chicago Bears (2007-10), Carolina Panthers (2011-18)

O'MAHOONEY, Jim (LB) – New York Jets (1965-66)

ORTEGA, Buck (TE) – New Orleans Saints (2008)

OTTO, Jim (C) – Oakland Raiders (1960-74)

OWENS, Burgess (DB) – New York Jets (1973-79); Oakland/L.A. Raiders (1980-82)

PALEWICZ, Al (LB) – Kansas City Chiefs (1973-75); New York Jets (1977)

PARRISH, Roscoe (WR) – Buffalo Bills (2005-11), Tampa Bay Buccaneers (2012)

PAYTON, Jarrett (RB) – Tennessee Titans (2005)

PEGUESE, Willis (DE) – Houston Oilers (1990-92); Indianapolis Colts (1992-93)

PERRIMAN, Brett (WR) – New Orleans Saints (1988-90); Detroit Lions (1991-96); Kansas City Chiefs (1997); Miami Dolphins (1997-98)

PERRYMAN, Denzel (LB) – San Diego Chargers (2015-16); Los Angeles Chargers (2017-18)

PHILLIPS, Kenny (DB) – New York Giants (2008-12); New Orleans Saints (2015)

PHILLIPS, Randy (DB) – Detroit Lions (2010)

PIERRE, Olsen (DT) – Arizona Cardinals (2016-18)

POPOVICH, Jeff (DB) – Tampa Bay Buccaneers (2000); Atlanta Falcons (2001)

PORRIS, Clinton (RB) – Denver Broncos (2002-03); Washington Redskins (2004-10)

RAKOCZY, Gregg (C/G/T) – Cleveland Browns (1987-90); New England Patriots (1991-92)

REED, Ed (DB) – Baltimore Ravens (2002-12); Houston Texans (2013); New York Jets (2013)

REGIS, Micanor (DT) – Atlanta Falcons (2012-13); Carolina Panthers (2014-15)

RENFROW, Justin (DT/OL) – Green Bay Packers (2014); Seattle Seahawks (2014); San Francisco 49ers (2015); Buffalo Bills (2016)

RICHARDSON, C.J. (DB) – Seattle Seahawks (1996-98)

RILEY, Pat (DE) – Chicago Bears (1995)

ROBERTS, Alfredo (TE/WR) – Kansas City Chiefs (1988-90); Dallas Cowboys (1991-92)

ROBINSON, Fred (LB/DE) – San Diego Chargers (1982-86); Miami Dolphins (1986)

ROLLE, Antrel (DB) – Arizona Cardinals (2005-09); New York Giants (2010-14); Chicago Bears (2015)

ROMBERG, Brett (C) – Jacksonville Jaguars (2003-05); St. Louis Rams (2006-08); Atlanta Falcons (2009, 2011)

RUMPH, Mike (DB) – San Francisco 49ers (2002-05); Washington Redskins (2006); St. Louis Rams (2007)

RUSSELL, Twan (LB) – Washington Redskins (1997-99); Miami Dolphins (2000-02)

RYDER, Nick (FB) – Detroit Lions (1963-64)

SAPP, Warren (DT) – Tampa Bay Buccaneers (1995-2003); Oakland Raiders (2004-07)

SCOTT, Rashawn (WR) – Miami Dolphins (2016-18)

SEARCY, Leon (OL) – Pittsburgh Steelers (1992-95); Jacksonville Jaguars (1996-2000); Baltimore Ravens (2001); Miami Dolphins (2002)

SEIGLER, Dexter (DB) – Miami Dolphins (1994-95); Seattle Seahawks (1996-98); Arizona Cardinals (1998)

SHANNON, Randy (LB) – Dallas Cowboys (1989-90)

SHARPTON, Darryl (LB) – Houston Texans (2010-13); Washington Redskins (2014); Chicago Bears (2014); Arizona Cardinals (2015)

SHARPE, Glenn (CB) – Atlanta Falcons (2008-09)

SHIELDS, Sam (DB) – Green Bay Packers (2010-16)

SHOCKEY, Jeremy (TE) – New York Giants (2002-07); New Orleans Saints (2008-10); Carolina Panthers (2011)

SILEO, Dan (DT) – Tampa Bay Buccaneers (1987)

SIMON, Jim (G/T) – Detroit Lions (1963-65); Atlanta Falcons (1966-68)

SISK, Johnny (DB) – Chicago Bears (1964)

SMITH, Darrin (LB) – Dallas Cowboys (1993-96); Philadelphia Eagles (1997-98); Seattle Seahawks (1998-99); New Orleans Saints (2000-05)

SMITH, Don (NT/DE/DT) – Atlanta Falcons (1979-84); Buffalo Bills (1985-86); New York Jets (1987)



ALPHABETICAL #PROCANES ROSTER

- SMITH, Michael (LB) – Cleveland Browns (2002)
 SMITH, Roland (DB) – Atlanta Falcons (1990-92)
 SMITH, Russ (RB) – San Diego Chargers (1969-70)
 SMITH, Tom (RB) – Miami Dolphins (1973)
 SMITH, Willie (TE) – Miami Dolphins (1987)
 SPENCE, Sean (LB) – Pittsburgh Steelers (2012-15, 2017); Tennessee Titans (2016-17); Indianapolis Colts (2017)
 SPENCER, Darryl (WR) – Atlanta Falcons (1994-95)
 STARKS, Duane (DB) – Baltimore Ravens (1998-2001); Arizona Cardinals (2002-04); New England Patriots (2005); Oakland Raiders (2006-07)
 STEWART, James (RB) – Minnesota Vikings (1995-96)
 STREETER, Tommy (WR) – Baltimore Ravens (2012); Jacksonville Jaguars (2014); Miami Dolphins (2015)
 STUBBS, Daniel (DE/LB) – San Francisco 49ers (1988-89); Dallas Cowboys (1990-91); Cincinnati Bengals (1991-93); Philadelphia Eagles (1995); Miami Dolphins (1996-99)
 SULLIVAN, Mike (G/C) – Dallas Cowboys (1991); Tampa Bay Buccaneers (1992-95); Chicago Bears (1996)
 SULLIVAN, Tom (RB) – Philadelphia Eagles (1972-77); Cleveland Browns (1978)
 SUTTON, Reggie (DB) – New Orleans Saints (1986-87)
 SWAIN, John (DB) – Minnesota Vikings (1981-84); Miami Dolphins (1985); Pittsburgh Steelers (1985-86); Miami Dolphins (1987)
 SWEENEY, Matt (DE) – Tampa Bay Buccaneers (2000-01)
 SWOOPE, Erik (TE) – Indianapolis Colts (2014-17)
- TATAREK, Bob (DT) – Buffalo Bills (1968-72); Detroit Lions (1972)
 TAYLOR, Sean (DB) – Washington Redskins (2004-07)
 TESTAVERDE, Vinny (QB) – Tampa Bay Buccaneers (1987-92); Cleveland Browns (1993-95); Baltimore Ravens (1996-97); New York Jets (1998-2003); Dallas Cowboys (2004); New York Jets (2005); New England Patriots (2006); Carolina Panthers (2007)
 THOMAS, Chad (DL) – Cleveland Browns (2018)
 THOMAS, Lamar (WR) – Tampa Bay Buccaneers (1993-95); Miami Dolphins (1996-00)
 THOMAS, Antonio (DT) – New England Patriots (2005-07); Cleveland Browns (2008)
 THOMPSON, Woody (RB) – Atlanta Falcons (1975-77)
 TORRETTA, Gino (QB) – Minnesota Vikings (1993); Detroit Lions (1994); San Francisco 49ers (1995-96); Seattle Seahawks (1996-87); Indianapolis Colts (1997)
 TROSCHE, Gene (DE) – Kansas City Chiefs (1967, 1969)
 TURNER, John (DB) – Minnesota Vikings (1978-83); San Diego Chargers (1984); Minnesota Vikings (1985, 1987)
 TUTEN, Rick (P) – Philadelphia Eagles (1989); Buffalo Bills (1990); Seattle Seahawks (1991-97); St. Louis Rams (1998-99)
- VAN DYKE, Demarcus (DB) – Oakland Raiders (2011-12); Pittsburgh Steelers (2012-13); Kansas City Chiefs (2014); Minnesota Vikings (2015); Atlanta Falcons (2016)
 VERNON, Olivier (DE) – Miami Dolphins (2012-15); New York Giants (2016-18)
 VICKERS, Kipp (T/G) – Indianapolis Colts (1995-97); Washington Redskins (1999); Baltimore Ravens (2000-01); Washington Redskins (2002)
 VILMA, Jonathan (LB) – New York Jets (2004-07); New Orleans Saints (2008-13)
- VOGEL, Justin (P) – Green Bay (2017); Cleveland Browns (2018)
 VOLLENWEIDER, Jim (HB) – San Francisco 49ers (1962-63)
- WALFORD, Clive (TE) – Oakland Raiders (2015-17); New York Jets (2018)
 WALSH, Steve (QB) – Dallas Cowboys (1989-90); New Orleans Saints (1990-93); Chicago Bears (1994-95); St. Louis Rams (1996); Tampa Bay Buccaneers (1997-98); Indianapolis Colts (1999)
 WALTERS, Matt (DE) – New York Jets (2003)
 WALTON, Mark (RB) – Cincinnati Bengals (2018)
 WASHINGTON, Brandon (G) – Philadelphia Eagles (2012); St. Louis Rams (2012-15)
 WATERS, Herb (DB) – Green Bay Packers (2016-18)
 WATT, Walt (HB/DB) – Chicago Cardinals (1945)
 WAYNE, Reggie (WR) – Indianapolis Colts (2001-14)
 WEBSTER, Nate (LB) – Tampa Bay Buccaneers (2000-03); Cincinnati Bengals (2004-05); Denver Broncos (2006-08)
 WEISACOSKY, Ed (LB) – New York Giants (1967); Miami Dolphins (1968-70); New England Patriots (1971-72)
 WERL, Bob (DE/G) – New York Jets (1966)
 WHEELER, Jared (OL) – Philadelphia Eagles (2015)
 WILFORK, Vince (NT/DT) – New England Patriots (2004-14); Houston Texans (2015-16)
 WILLIAMS, Andrew (DE) – San Francisco (2003-04)
 WILLIAMS, D.J. (LB) – Denver Broncos (2004-12); Chicago Bears (2013-14)
 WILLIAMS, Darryl (DB) – Cincinnati Bengals (1992-95); Seattle Seahawks (1996-99); Cincinnati Bengals (2000-01)
 WILLIAMS, Marquez (FB) – Jacksonville Jaguars (2017)
 WILLIAMS, Kevin (WR) – Dallas Cowboys (1993-96); Arizona Cardinals (1997); Buffalo Bills (1998-99); San Francisco 49ers (2000)
 WILLIAMS, Leon (LB) – Cleveland Browns (2006-08); Dallas Cowboys (2010); Kansas City Chiefs (2012)
 WILLIAMS, Lester (NT/DE) – New England Patriots (1982-85); San Diego Chargers (1986); Seattle Seahawks (1987)
 WILLIAMS, Marquez (FB) – Cleveland Browns (2017-18)
 WILLIAMS, Warren (RB) – Pittsburgh Steelers (1988-92); Indianapolis Colts (1993)
 WIMBERLY, Marcus (DB) – Atlanta Falcons (1997)
 WINSLOW Jr., Kellen (TE) – Cleveland Browns (2004-08); Tampa Bay Buccaneers (2009-11); New England Patriots (2012); New York Jets (2013)
 WINSTON, Eric (T) – Houston Texans (2006-11); Kansas City Chiefs (2012); Arizona Cardinals (2013); Cincinnati Bengals (2014-17)

NOTE: 2017 roster status as of July 1, 2018.

ALL-TIME #PROCANES BY TEAM

ARIZONA CARDINALS

PLAYER	POS	YEARS
Anderson, Ottis	RB	1979-85
Byrd, LaRon	WR	2012-13
Campbell, Calais	DE	2008-16
Chickillo, Nick	G	1953
Daanen, Jerry	WR	1968-70
Feagles, Jeff	P	1994-97
Gunn, Harland	G	2012-15
Hill, Randal	WR	1991-94
Jackson, James	RB	2005
James, Edgerrin	RB	2006-08
Keams, Tom	T	1946
Pierre, Olsen	DT	2016-18
Rolle, Antrel	DB	2005-09
Seigler, Dexter	CB	1998
Sharpston, Darryl	LB	2015
Starks, Duane	CB	2002-04
Watt, Walter	HB	1945
Williams, Kevin	WR	1997
Winston, Eric	OT	2013

ATLANTA FALCONS

PLAYER	POS	YEARS
Adkins, Spencer	LB	2009-12
Bibla, Martin	G	2002-05
Bosher, Matt	P/K	2011-18
German, Jammi	WR	1998-2000
Grace, Jermaine	LB	2017
Hankerson, Leonard	WR	2015
Hester, Devin	KR	2014-16
Horn, Tyler	C	2012
Matlock, John	C	1970-71
Popovich, Jeff	DB	2001
Regis, Micanor	DT	2012-13
Romberg, Brett	OL	2009, 2011
Sharpe, Glenn	DB	2008-09
Simon, Jim	G	1966-68
Smith, Don	DE	1979-84
Smith, Roland	DB	1990-92
Spencer, Darryl	WR	1994-95
Thompson, Woody	RB	1975-77
Van Dyke, Demarcus	DB	2016
Wimberley, Marcus	S	1997

BALTIMORE RAVENS

PLAYER	POS	YEARS
Bailey, Robert	CB	2000
Berry, Damien	RB	2011-13
Gooden, Tavares	LB	2008-10
Lewis, Ray	LB	1996-2012
Luchey, Nick	FB	2006
McGahee, Willis	RB	2007-10
McKinnie, Bryant	OT	2011-13
Reed, Ed	FS	2002-12
Searcy, Leon	OL	2001
Starks, Duane	CB	1998-2001
Streeter, Tommy	WR	2012
Testaverde, Vinny	QB	1996-97
Vickers, Kipp	OL	2000-01
Wilson, Adrian	DE	2001

BUFFALO BILLS

PLAYER	POS	YEARS
Alvers, Steve	TE/C	1981
Bellinger, Rodney	CB	1984-86
Everett, Kevin	TE	2005-07
Gaines, Jimmy	LB	2014-15
Hankerson, Leonard	WR	2016

PLAYER	POS	YEARS
Henderson, Seantrel	T	2014-17
Johnson, Jack	DB	1960-61
Kelly, Jim	QB	1986-96
Matlock, John	C	1972
McGahee, Willis	RB	2003-06
Miller, Bill	SE	1963
Neal, Robert "Speedy"	FB	1984
Parrish, Roscoe	WR	2005-11
Renfrow, Justin	OL	2016
Smith, Don	DE	1985-86
Tatarek, Bob	DT	1968-72
Tuten, Rick	P	1990
Williams, Kevin	WR	1998-99

CAROLINA PANTHERS

PLAYER	POS	YEARS
Armstead, Jessie	LB	2004
Barrow, Micheal	LB	1997-99
Beason, Jon	LB	2007-13
Butler, Rashad	OT	2006
Byrd, LaRon	WR	2016-17
Elder, Corn	CB	2017-18
Lewis, Damione	DT	2006-09
McDermott, Shane	C	2015
McDowell, Bubba	DB	1995-97
Morgan, Dan	LB	2001-07
Norton, Kendrick	DL	2018
Olsen, Greg	TE	2011-18
Regis, Micanor	DT	2014-15
Shockey, Jeremy	TE	2011
Testaverde, Vinny	QB	2007

CHICAGO BEARS

PLAYER	POS	YEARS
Bass, Robert	LB	1995
Beason, Jon	LB	2013-15
Bush, Deon	S	2016-18
Dooley, Jim	FL	1952-54, 1956-57, 1959-62
Erickson, Craig	QB	1999
Green, Jamaal	DE	2005-06
Hester, Devin	KR	2006-13
Huerta, Carlos	K	1996
Johnson, Jack	DB	1957-59
Marshall, Alfonso	DB	2004-05
McClover, Darrell	LB	2006-07
Meriweather, Brandon	S	2011
O'Donnell, Pat	P	2014-18
Olsen, Greg	TE	2007-10
Riley, Pat	DE	1995
Rolle, Antrel	DB	2015
Sharpston, Darryl	LB	2014
Sisk, Johnny	DB	1964
Sullivan, Mike	G	1996
Walsh, Steve	QB	1994-95
Williams, D.J.	LB	2013-14
Wise, Ty	C	2001

CINCINNATI BENGALS

PLAYER	POS	YEARS
Brown, Eddie	WR	1985-91
Carroll, Wesley	WR	1993
Clark, Bernard	LB	1990-91
Covington, Scott	QB	1999-2001
Edwards, Eddie	DE	1977-88
Harris, Orien	DT	2008-09
Jennings, Kelly	DB	2011



ALL-TIME #PROCANES BY TEAM

PLAYER	POS	YEARS
Luchey, Nick	FB	1999-2002, 2005
Mack, Tremain	S	1997-2001
Matlock, John	C	1968
Stubbs, Daniel	DE	1991-93
Webster, Nate	LB	2004-05
Williams, Darryl	DB	1992-95, 2000-01
Williams, Nick	FB	1999-2002
Walton, Mark	RB	2018
Winston, Eric	OT	2014-17

CLEVELAND BROWNS

PLAYER	POS	YEARS
Belk, Rocky	WR	1983
Benjamin, Travis	WR	2012-15
Butler, Rashad	OT	2013
Byrd, LaRon	WR	2014
Dorsey, Ken	QB	2006-08
German, Jammi	WR	2001
Gonzalez, Joaquin	OL	2002-04
Ham, Derrick	DE	2001
Harris, Orient	DT	2006
Howard, Tracy	DB	2016
Jackson, James	RB	2001-03
Johnson, Duke	RB	2015-18
King, Andre	WR	2001-04
Kosar, Bernie	QB	1985-93
Lang, Kenard	DE	2002-05
Little, Earl	DB	2000-04
McGahee, Willis	RB	2013
McNeil, Ryan	DB	1999
Mercier, Richard	OL	2002
Nicolas, Scott	LB	1982-86
Njoku, David	TE	2017-18
Rakoczy, Gregg	C	1987-90
Smith, Michael	LB	2002
Sullivan, Tom	RB	1978
Testaverde, Vinny	QB	1993-95
Thomas, Chad	DL	2018
Thomas, Santonio	DT	2008
Vogel, Justin	P	2018
Williams, Leon	LB	2006-08
Williams, Marquez	FB	2018
Winslow II, Kellen	TE	2004-08

DALLAS COWBOYS

PLAYER	POS	YEARS
Bailey, Robert	DB	1995
Barrow, Micheal	LB	2005
Bell, Coleman	TE	1993
Broughton, Willie Lee	DE	1989-90
Gunn, Harland	G	2012
Highsmith, Alonzo	RB	1990-91
Hurns, Allen	WR	2018
Irvin, Michael	WR	1988-2000
Jones, Jimmie	DT	1990-93
Kosar, Bernie	QB	1993
Maryland, Russell	DT	1991-95
McGee, Brandon	CB	2016
McNeil, Ryan	DB	2000
Roberts, Alfredo	TE	1991-92
Shannon, Randy	LB	1989-90
Smith, Darrin	LB	1993-96
Stubbs, Dan	DE	1990-91
Sullivan, Mike	OL	1991
Testaverde, Vinny	QB	2004
Walsh, Steve	QB	1989-90
Williams, Leon	LB	2010

Williams, Kevin	KR	1993-96
-----------------	----	---------

DENVER BRONCOS

PLAYER	POS	YEARS
Bratton, Melvin	RB	1989-90
Brown, Delvin	DB	2002
Carter, Jamal	DB	2017
Carter, Rubin	NT	1975-86
Cooper, Mark	G	1983-87
Franklin, Orlando	OL	2011-2014
Goodman, Harvey	G	1976
Heurtelou, Calvin	DT	2016
Jones, K.C.	C	1997-2001
Kang, Kenard	DE	2006
Latimer, Don	NT	1978-83
McGahee, Willis	RB	2011-12
Myers, Chris	G	2005-07
Portis, Clinton	RB	2002-03
Webster, Nate	LB	2006-08
Williams, D.J.	LB	2004-12

DETROIT LIONS

PLAYER	POS	YEARS
Armbrister, Thurston	LB	2016-17
Bailey, Robert	CB	1997-99, 2001
Blades, Bennie	DB	1988-96
Blaise, Kerlin	OL	1998-2003
Buchanan, Phillip	CB	2009
Cesare, Billy	DB/KR	1982
DeMarco, Mario	G	1949
Evans, Leon	DE	1985-86
Fox, Jason	T	2010-13
Frohbose, Bill	DB	1974
Haggerty, Mike	T	1973
Harris, Orient	DT	2009
James, Mike	RB	2017
Kaaya, Brad	QB	2017
Kirby, Raphael	LB	2016
McIntosh, Rocky	LB	2013
McNeil, Ryan	DB	1993-97
Noppenberg, John	HB/FB	1941
Perriman, Brett	WR	1991-96
Phillips, Randy	DB	2010
Ryder, Nick	FB	1963-64
Simon, Jim	G	1963-65
Tatarek, Bob	DT	1972
Torretta, Gino	QB	1994

GREEN BAY PACKERS

PLAYER	POS	YEARS
Davenport, Najeh	RB	2002-05
Franks, Bubba	TE	2000-07
Graham, Jimmy	TE	2018
Gunter, Ladarius	CB	2015-2017
Hendricks, Ted	LB	1974
Jackson, James	RB	2004
Losch, Jack	HB	1956
Luchey, Nick	FB	2003-04
Maryland, Russell	DT	2000-01
McDougal, Bob	B	1947
Mercier, Richard	G	2000-01
Nelson, Bob	NG	1989-90
Renfrow, Justin	DT	2014
Shields, Sam	CB	2010-16
Vogel, Justin	P	2017
Waters, Herb	DB	2016-18

ALL-TIME #PROCANES BY TEAM

HOUSTON TEXANS

PLAYER	POS	YEARS
Buchanon, Phillip	CB	2005-06
Butler, Rashad	OT	2007-12
Gooden, Tavares	LB	2013
Harris, Brandon	CB	2011-13
Jenkins, Darnell	WR	2008-09
Johnson, Andre	WR	2003-14
Kamalu, Ufomba	DT	2016-18
Lewis, Damione	DT	2010
Miller, Lamar	RB	2016-17
Myers, Chris	OL	2008-14
Reed, Ed	DB	2013
Sharpton, Darryl	LB	2010-13
Wilfork, Vince	DT	2015-16
Winston, Eric	OT	2006-11

INDIANAPOLIS COLTS

PLAYER	POS	YEARS
Bailey, Don	C	1984-85
Barnes, Mike	DE	1973-81
Bentley, Albert	RB	1985-91
Broughton, Willie Lee	NT	1985-86
Curry, Shane	DT	1991
Davenport, Najeh	RB	2008
Davis, Tanard	DB	2006
Del Bello, Jack	QB	1953
Dixon, Antonio	DT	2012
Dorsett, Phillip	WR	2015-17
Erickson, Craig	QB	1995
Etheredge, Carlos	OL	1994
Gonzalez, Joaquin	OL	2005
Gore, Frank	RB	2015-17
Hendricks, Ted	LB	1969-73
James, Edgerrin	RB	1999-2005
James, Javarris	RB	2010-11
Johnson, Andre	WR	2015
Morris, Stephen	QB	2015-17
Miller, Danny	P/K	1982
Peguese, Willis	DE	1992-93
Spence, Sean	LB	2017
Swoope, Erik	TE	2014-17
Toretta, Gino	QB	1997
Vickers, Kipp	OL	1995-97
Walsh, Steve	QB	1999
Wayne, Reggie	WR	2001-14
Williams, Warren	RB	1993

JACKSONVILLE JAGUARS

PLAYER	POS	YEARS
Armbrister, Thurston	LB	2015-16
Brown, Delvin	DB	2001
Campbell, Calais	DE	2017-18
Hurns, Allen	WR	2014-17
Howard, Tracy	DB	2017
Kirby, Raphael	LB	2017
Linder, Brandon	OG	2014-17
Morris, Stephen	QB	2014
Romberg, Brett	C	2003-05
Searcy, Leon	OT	1996-2000
Streeter, Tommy	WR	2014
Williams, Marquez	FB	2017

KANSAS CITY CHIEFS

PLAYER	POS	YEARS
Bailey, Allen	DE	2011-Present
Bennett, Donnell	RB	1994-2000
Bookman, Johnny	DB	1960

PLAYER	POS	YEARS
Brown, Larry	T	1978-79
Corey, Walt	LB	1960-66
Diamond, Charley	T	1960-63
Gordon, Richard	TE	2013-15
Hudock, Mike	C	1967
Johnson, Jack	DB	1961
Maxey, Marcus	CB	2006
Miller, Bill	SE	1962
Palewicz, Al	LB	1973-75
Perriman, Brett	WR	1997
Roberts, Alfredo	TE	1988-90
Trosch, Gene	DT	1967,69
Van Dyke, DeMarcus	CB	2014
Williams, Leon	LB	2012
Winston, Eric	OT	2012

LOS ANGELES CHARGERS

PLAYER	POS	YEARS
Benjamin, Travis	WR	2017-18
Burgess, James	LB	1997-98
Chickillo, Tony	NT	1984-85
Cleveland, Asante	TE	2016-17
Franklin, Orlando	OL	2015-16
Gaiter, Tony	WR	1998-99
Harris, Derrick	FB	2000
Jenkins, Rayshawn	DB	2017d
Joseph, Carlos	OT	2004
Krien, Darren	LB	1994-95
McNeil, Ryan	CB	2001-03
Parrish, Roscoe	WR	2012
Perryman, Denzel	LB	2015-18
Robinson, Fred	DE	1982-86
Smith, Russ	RB	1969-70
Turner, John	DB	1984
Williams, Lester	DL	1986

LOS ANGELES RAMS

PLAYER	POS	YEARS
Armstrong, Ray Ray	LB	2013-14
Bailey, Robert	DB	1991-94
Berlin, Brock	QB	2007-08
Brown, Fred	LB/DE	1965
Burke, Mike	P	1974
Covington, Scott	QB	2002-03
Gary, Cleveland	RB	1989-93
Harrah, Dennis	G	1975-87
Harris, Derrick	FB	1996-99
Hawkins, Bill	DE	1989-92
Huerta, Carlos	K	1996
Jones, Jimmie	DT	1994-97
Lewis, Damione	DT	2001-05
McGee, Brandon	CB	2013-15
McIntosh, Rocky	LB	2012
McNeil, Ryan	DB	1997-98
Romberg, Brett	C	2006-08
Rumph, Mike	DB	2007
Tuten, Rick	P	1998-99
Walsh, Steve	QB	1996
Washington, Brandon	OL	2012-15

MIAMI DOLPHINS

PLAYER	POS	YEARS
Bailey, Robert	CB	1996
Beier, Tom	S	1967, 1969
Bennett, Woody	FB	1980-88
Brophy, Jay	LB	1984-86
Brown, Andre	WR	1989-90



ALL-TIME #PROCANES BY TEAM

PLAYER	POS	YEARS
Caesar, Mark	DL	1994
Carey, Vernon	OL	2004-11
Cesare, Billy	S	1980
Copeland, Horace	WR	1998
Cox, Jim	TE	1968
Epps, Dedrick	TE	2010
Erickson, Craig	QB	1996-97
Fox, Jason	OT	2014-15
Gary, Cleveland	RB	1994
Gore, Frank	RB	2018
Green, Yatil	WR	1997-1999
Harden, Bobby	S	1990-93
Henry, Charles	TE	1991
Hill, Randal	WR	1991, 1995-96
Hudock, Mike	C	1966
Kosar, Bernie	QB	1994-96
Lewis, Malcolm	WR	2017-18
Mark, Greg	DE	1990
McKinnie, Bryant	OT	2013
Miller, Lamar	RB	2012-15
Mira, George	QB	1971
Morris, Victor	LB	1987
Nicolas, Scott	LB	1987
Perriman, Brett	WR	1997-98
Robinson, Fred	LB	1986
Russell, Twan	LB	2000-02
Scott, Rashawn	WR	2016-18
Searcy, Leon	OT	2002
Seigler, Dexter	DB	1994-95
Smith, Tom	RB	1973
Smith, Willie	TE	1987
Streeter, Tommy	WR	2015
Stubbs, Daniel	DE	1996-99
Swain, John	CB	1985, 1987
Thomas, Lamar	WR	1997-2000
Tucker, Syii	TE	1998
Vernon, Olivier	DE	2012-15
Walters, Matt	P	2005
Weisacosky, Ed	LB	1968-70
Wimberly, Marcus	S	1999

MINNESOTA VIKINGS

PLAYER	POS	YEARS
Boireau, Michael	DE	2000-01
Coley, Stacy	WR	2017
Ford, Chase	TE	2012-15
Foreman, Chuck	RB	1973-79
Fullington, Darrell	DB	1988-90
Isidora, Danny	OL	2017
Jones, Carlos	DB	2000
McKinnie, Bryant	OT	2002-10
Stewart, James	RB	1995-96
Swain, John	CB	1981-84
Turner, John	DB	1978-83, 85, 87
Torretta, Gino	QB	1993
Van Dyke, DeMarcus	CB	2015

NEW ENGLAND PATRIOTS

PLAYER	POS	YEARS
Bennett, Phil	LB	1960
Berrios, Braxton	WR	2018
Brown, Kareem	DT	2007
Cleveland, Asante	TE	2016
Dorsett, Phillip	WR	2017-18
Feagles, Jeff	P	1988-89
Foreman, Chuck	RB	1980
Forston, Marcus	DT	2012-13

PLAYER	POS	YEARS
Fullington, Darrell	S	1991
Gaiter, Tony	WR	1997-98
Haggerty, Mike	T	1971
Hill, Quadtrine	RB	2006-07
Lippett, Ronnie	CB	1983-91
Marion, Fred	S	1982-91
Meriweather, Brandon	S	2007-11
Miller, Danny	K	1982
Myers, Leonard	CB	2001-03
Rakoczy, Gregg	C	1991-92
Sievers, Todd	P	2003
Starks, Duane	CB	2005
Testaverde, Vinny	QB	2006
Thomas, Santonio	DT	2005-07
Weisacosky, Ed	LB	1971-72
Wilfork, Vince	DT	2004-14
Williams, Lester	NT	1982-85
Winslow II, Kellen	TE	2012

NEW ORLEANS SAINTS

PLAYER	POS	YEARS
Broughton, Willie Lee	DT	1995-96
Carroll, Wesley	WR	1991-92
Graham, Jimmy	TE	2010-14
Harris, Derrick	RB	2000-01
Harris, Orien	DT	2007
Hill, Randal	WR	1997-98
Jones, Carlos	DB	1999
Kohibrand, Joe	DE	1985-89
Little, Earl	DB	1997-99
Muhammad, Al-Quadin	DE	2017-18
Ortega, Buck	TE	2008
Perriman, Brett	WR	1988-90
Phillips, Kenny	S	2015
Shockey, Jeremy	TE	2008-10
Smith, Darrin	LB	2000-05
Sutton, Reggie	DB	1986-87
Vilma, Jonathan	LB	2008-13
Walsh, Steve	QB	1990-93

NEW YORK GIANTS

PLAYER	POS	YEARS
Anderson, Ottis	RB	1986-92
Armstead, Jessie	LB	1993-2001
Barrow, Micheal	LB	2000-03
Bookman, Johnny	DB	1957
Burt, Jim	NT	1981-88
Cook, Charles	NT	1983
Feagles, Jeff	P	2003-09
Flowers, Ereck	OT	2015-16
Geathers, Jason	WR	2004
Hendricks, Dwayne	DT	2010-11
Holmes, Kenny	DE	2001-04
Johnson, Bruce	CB	2009-12
Johnson, Ken	RB	1979
Jones, Daryl	WR	2002-03
Jones, Ernie	DB	1977-79
Joseph, William	DT	2003-07
Kearns, Tom	T	1945
Mark, Greg	DE	1990
McDermott, Shane	C	2016
McDougle, Jerome	DE	2008
McIntosh, RJ	DL	2018
Moss, Sinorice	WR	2006-09
Ojomo, Adewale	DE	2012-13
Phillips, Kenny	S	2008-12
Rolle, Antrel	DB	2010-14



ALL-TIME #PROCANES BY TEAM

PLAYER	POS	YEARS
Shockey, Jeremy	TE	2002-07
Vernon, Olivier	DE	2016-17
Weisacosky, Ed	LB	1967

NEW YORK JETS

PLAYER	POS	YEARS
Alvers, Steve	TE/C	1982
Bennett, Woody	RB	1979-80
Bookman, Johnny	DB	1961
Brophy, Jay	LB	1987
Brown, Kareem	DT	2007-08
Chickillo, Tony	DE	1987
Dawkins, Dale	WR	1990-93
Dennison, Glenn	TE	1984
Epps, Dedrick	TE	2011-12
Franks, Bubba	TE	2008
Heaps, Jake	QB	2015
Herdon IV, Christopher	TE	2018
Hudock, Mike	C	1960-65
Matlock, John	CB	1967
McClover, Darrell	LB	2004-05
Moss, Santana	WR	2001-04
O'Mahoney, Jim	LB	1965-66
Owens, Burgess	S	1973-79
Palewicz, Al	LB	1977
Reed, Ed	DB	2013
Smith, Don	DT	1987
Testaverde, Vinny	QB	1998-2003, 2005
Wilma, Jonathan	LB	2004-07
Walford, Clive	TE	2018
Walters, Matt	P	2003
Weri, Bob	DE	1966
Winslow II, Kellen	TE	2013

OAKLAND RAIDERS

PLAYER	POS	YEARS
Armstrong, Ray Ray	LB	2015
Banaszak, Pete	RB	1966-78
Broughton, Willie Lee	DT	1992-93
Buchanan, Phillip	CB	2002-04
Cline, Tony	DE	1970-75
Connors, Dan	LB	1964-74
Copeland, Horace	WR	1999
Feliciano, Jon	OL	2015-18
Fulcher, Mondriel	TE	2000-02
Gordon, Richard	TE	2011-12
Hendricks, Ted	LB	1975-83
Jones, Chris T.	WR	1998-99
Joseph, William	DT	2008-10
Maryland, Russell	DT	1996-99
Miller, Bill	SE	1964, 1966-68
Moss, Winston	LB	1991-94
Nelms, Cory	DB	2012-13
Otto, Jim	C	1960-74
Owens, Burgess	S	1980-82
Parrish, Roscoe	WR	2012
Sapp, Warren	DT	2004-07
Starks, Duane	CB	2006-07
Van Dyke, DeMarcus	CB	2011-12
Walford, Clive	TE	2015-17

PHILADELPHIA EAGLES

PLAYER	POS	YEARS
Brown, Fred	LB/DE	1967-69
Brown, Jerome	DT	1987-91
Clark, Howard	LB	2003
Davis, Tanard	DB	2007

PLAYER	POS	YEARS
Dixon, Antonio	DT	2009
Feagles, Jeff	P	1990-93
Ford, Chase	TE	2012
Fox, Terry	FB	1941, 1945
Green, Jamaal	DE	2003-04
Jones, Chris T.	WR	1995-98
Jones, Jimmie	DL	1997-98
Jones, Larry	RB	1996-97
Mark, Greg	DE	1990
McDougle, Jerome	DE	2003-07
Mira, George	QB	1969
Morris, Stephen	QB	2015
Patchan, Matt	OT	1988
Smith, Darrin	LB	1997-98
Stubbs, Daniel	DE	1995
Sullivan, Tom	RB	1972-77
Tuten, Rick	P	1989
Washington, Brandon	OL	2012
Wheeler, Jared	OL	2015

PITTSBURGH STEELERS

PLAYER	POS	YEARS
Bentley, Albert	RB	1992
Burns, Artie	CB	2017-18
Butler, Rashad	OT	2013
Chickillo, Anthony	DL	2015-18
Davenport, Najeh	RB	2006-08
Dunn, Gary	NT	1976-87
Gordon, Richard	TE	2013
Green, Shayon	LB	2015
Haggerty, Mike	T	1967-70
Jelley, Tom	E	1951
Kalina, Dave	WR	1970
Kichelski, Walt	E	1940-42
McCord, Tyriq	LB	2016
Noppenberg, John	HB/FB	1940-41
Searcy, Leon	OL	1992-95
Spence, Sean	LB	2012-15, 2017-18
Swain, John	CB	1985-86
Van Dyke, DeMarcus	CB	2012-13
Williams, Warren	RB	1988-92

SAN FRANCISCO 49ERS

PLAYER	POS	YEARS
Armstrong, Ray Ray	LB	2015-17
Atkins, Baraka	DE	2009
Blades, Al	DB	2001-02
Burt, Jim	NT	1989-91
Carapella, Al	T	1951-55
Cleveland, Asante	TE	2014-15
Cline, Tony	DE	1976-77
Colbert, Adrian	DB	2017-18
Dorsey, Ken	QB	2003-05
Fagan, Kevin	DE	1987-93
Gore, Frank	RB	2005-14
Gooden, Tavares	LB	2011-12
Mira, George	QB	1964-68
Renfrow, Justin	DT	2015
Rumph, Mike	CB	2002-05
Stubbs, Dan	DE	1988-89
Torretta, Gino	QB	1995-96
Vollenweider, Jim	RB	1962-63
Williams, Andrew	DE	2003-04
Williams, Kevin	WR	2000



ALL-TIME #PROCANES BY TEAM

SEATTLE SEAHAWKS

PLAYER	POS	YEARS
Atkins, Baraka	DE	2007-08
Bell, Coleman	TE	1996
Blades, Bennie	DB	1997
Blades, Brian	WR	1988-98
Clark, Bernard	LB	1991
Cortes, Julio	LB	1987
Feagles, Jeff	P	1998-2002
Graham, Jimmy	TE	2015-17
Heaps, Jake	QB	2016-17
James, Edgerrin	RB	2009
Jennings, Kelly	CB	2006-10
Jones, Carlos	CB	1998
Jones, Ernie	DB	1976
Kennedy, Cortez	DT	1990-2000
McVeigh, John	DE	1986
Moss, Winston	LB	1995-97
Renfrow, Justin	DT	2014
Richardson, C.J.	DB	1996-98
Siegler, Dexter	CB	1996-98
Smith, Darrin	LB	1998-99
Torretta, Gino	QB	1996-97
Tuten, Rick	P	1991-97
Winslow II, Kellen	TE	2012
Williams, Darryl	DB	1996-99
Williams, Lester	DL	1987

TAMPA BAY BUCCANEERS

PLAYER	POS	YEARS
Bailey, Don	C	1983
Buchanan, Phillip	DB	2006-08
Cesare, Billy	DB/KR	1978-79, 1981
Cooper, Mark	G	1987-89
Copeland, Horace	WR	1993-98
Erickson, Craig	QB	1992-94
Fitzgerald, Markese	DB	2002
Fullington, Darrell	DB	1992-93
Heffernan, David	OL	1988
James, Mike	RB	2013-16
Moss, Winston	LB	1987-91
Parrish, Roscoe	WR	2012
Popovich, Jeff	DB	2000
Sapp, Warren	DT	1995-2003
Sileo, Dan	DT	1987
Sullivan, Mike	OL	1992-95
Sweeney, Matt	DE	2000-01
Testaverde, Vinny	QB	1987-92
Thomas, Lamar	WR	1993-95
Walsh, Steve	QB	1997-98
Webster, Nate	LB	2000-03
Winslow II, Kellen	TE	2009-11

TENNESSEE TITANS

PLAYER	POS	YEARS
Barrow, Micheal	LB	1993-96
Cochrane, Kelly	QB	1972
Davis, Tanard	DB	2008
Gordon, Richard	TE	2014
Greaves, Gary	DE	1960
Harris, Brandon	DB	2014-15
Highsmith, Alonzo	FB	1987-89
Holmes, Kenny	DE	1997-2003
Johnson, Alex	WR	1991
Larkin, Eric	T	1987
McCarthy, Colin	LB	2011-14
McDowell, Bubba	S	1989-94

PLAYER	POS	YEARS
Payton, Jarett	RB	2005
Peguese, Willis	DE	1990-92
Spence, Sean	LB	2016

WASHINGTON REDSKINS

PLAYER	POS	YEARS
Armstead, Jessie	LB	2002-03
Bailey, Robert	CB	1995
Barrow, Micheal	LB	2004
Bell, Coleman	TE	1994-95
Bennett, Donnell	RB	2001
Bosseler, Don	FB	1957-64
Buchanan, Phillip	DB	2010-11
Byrd, LaRon	WR	2015
Dennison, Glenn	TE	1987
Frazier, Frank	G	1987
Green, Jamaal	DE	2007
Griffin, Keith	RB/KR	1984-88
Ham, Derrick	DE	1999-2000
Hankerson, Leonard	WR	2011-14
Jones, Larry	RB	1995-96
Joseph, Joe	DT	2010
Lang, Kenard	DE	1997-2001
Masterson, Bob	E	1938-43
McIntosh, Rocky	LB	2006-11
Mercer, Ivan	TE	2001-02
Meriweather, Brandon	S	2012-14
Miller, Danny	K	1982
Moss, Santana	WR	2005-14
Portis, Clinton	RB	2004-10
Rumph, Mike	CB	2006
Sharpton, Darryl	LB	
Taylor, Sean	S	2004-07
Russell, Twan	LB	1997-99
Vickers, Kipp	OG	1999, 2002

DEFUNCT TEAMS

BOSTON YANKS

PLAYER	POS	YEARS
Masterson, Bob	E	1945

NEW YORK YANKEES (AAFC)

PLAYER	POS	YEARS
Masterson, Bob	E	1946

BROOKLYN DODGERS

PLAYER	POS	YEARS
Masterson, Bob	E	1944

CARD-PITT CARPETS

PLAYER	POS	YEARS
Kichefski, Walt	E	1944

MIAMI SEAHAWKS (AAFC)

PLAYER	POS	YEARS
Fox, Terry	FB	1946

NOTE: 2018 roster status as of July 1, 2018.



NFL DRAFT HISTORY

EARLY ERA 1936-1959

YEAR	RD	PICK	NAME, POS.	TEAM
1936	5	60	Roland Benson, T	Los Angeles Rams
	8	100	Jim O'Mahoney, LB	Minnesota Vikings
	10	139	Nick Ryder, B	Detroit Lions
	15	206	Bob Dentel, C	Chicago Bears
	15	208	Jim Simon, E	Detroit Lions
	17	234	John Sisk, B	Chicago Bears
	20	270	Ben Rizzo, B	Philadelphia Eagles
1964	2	15	George Mira, QB	San Francisco 49ers
	5	70	Dan Conners, T	Chicago Bears
1965	3	37	Fred Brown, E	Los Angeles Rams
	12	162	Bob Werl, E	Los Angeles Rams

YEAR	RD	PICK	NAME, POS.	TEAM
1963	5	60	Roland Benson, T	Los Angeles Rams
	8	100	Jim O'Mahoney, LB	Minnesota Vikings
	10	139	Nick Ryder, B	Detroit Lions
	15	206	Bob Dentel, C	Chicago Bears
	15	208	Jim Simon, E	Detroit Lions
	17	234	John Sisk, B	Chicago Bears
	20	270	Ben Rizzo, B	Philadelphia Eagles
1964	2	15	George Mira, QB	San Francisco 49ers
	5	70	Dan Conners, T	Chicago Bears
1965	3	37	Fred Brown, E	Los Angeles Rams
	12	162	Bob Werl, E	Los Angeles Rams

COMMON DRAFT 1967-1969

YEAR	RD	PICK	NAME, POS.	TEAM
1967	1	24	Gene Trosch, DT	Kansas City Chiefs
	6	140	Mike Haggerty, T	Pittsburgh Steelers
	10	241	Tom Beier, DB	Miami Dolphins
	16	418	Fred Cassidy, RB	Green Bay Packers
	17	422	Mario Cordoves, T	Miami Dolphins
1968	2	34	Bob Tatarak, DT	Buffalo Bills
	2	54	Jim Cox, WR	Miami Dolphins
	7	166	Steve Smith, TE	Cincinnati Bengals
	8	198	Hank Urbanowicz, DT	Minnesota Vikings
	8	205	Jerry Daanen, WR	St. Louis Cardinals
	10	253	Joe Mirto, T	Miami Dolphins
	15	388	Ken Corbin, LB	Miami Dolphins
	15	401	Bill Chambliss, G	Kansas City Chiefs
	15	408	Joe Mira, WR	Cincinnati Bengals
1969	2	33	Ted Hendricks, LB	Baltimore Colts

MODERN ERA 1970-PRES.

YEAR	RD	PICK	NAME, POS.	TEAM
1970	4	102	Tony Cline, LB	Oakland Raiders
	8	188	Bill Trout, DT	Cincinnati Bengals
	10	256	Vince Opalsky, RB	Dallas Cowboys
1971	9	228	Joe Schmidt, WR	Los Angeles Rams
	16	412	Tony Stawarz, DB	Oakland Raiders
1972	15	378	Tom Sullivan, RB	Philadelphia Eagles
	17	421	Kelly Cochrane, QB	Houston Oilers
1973	1	12	Chuck Foreman, RB	Minnesota Vikings
	1	13	Burgess Owens, DB	New York Jets
	2	35	Mike Barnes, DE	Baltimore Colts
	7	182	Tom Smith, RB	Miami Dolphins
	8	197	Al Palewicz, LB	Kansas City Chiefs
1975	1	11	Dennis Harrah, OT	Los Angeles Rams
	3	65	Woody Thompson, RB	Atlanta Falcons
	5	118	Joe Wysock, G	New York Jets
	5	121	Rubin Carter, DT	Denver Broncos
	7	167	Bill Capraun, T	Philadelphia Eagles
	15	368	Steve Marcantonio, WR	Chicago Bears
	16	395	Witt Beckman, WR	Chicago Bears

AFL/NFL ERA 1960-1966

YEAR	RD	PICK	NAME, POS.	TEAM
1961	5	68	Jack Novak, G	Green Bay Packers
	6	73	Jon O'Day, T	Washington Redskins
	15	201	Charles Linning, T	Chicago Bears
	15	208	Ray Lardani, T	Green Bay Packers
1962	3	30	Bill Miller, E	Minnesota Vikings
	8	106	Jim Vollenweider, B	San Francisco 49ers
	12	161	Bill Watts, T	Chicago Bears
	13	174	Bill Diamond, G	St. Louis Cardinals



NFL DRAFT HISTORY

YEAR	RD	PICK	NAME, POS.	TEAM	YEAR	RD	PICK	NAME, POS.	TEAM
1976	5	145	Steadman Scavella, LB	Detroit Lions		12	321	John McVeigh, LB	Seattle Seahawks
	5	153	Ernie Jones, DB	Seattle Seahawks	1987	1	1	Vinny Testaverde, QB	Tampa Bay Bucs
	5	156	Larry Bates, RB	Seattle Seahawks		1	3	Alonzo Highsmith, RB	Houston Oilers
	6	159	Gary Dunn, DT	Pittsburgh Steelers		1	9	Jerome Brown, DT	Philadelphia Eagles
	16	451	Steve Ludwig, C	Baltimore Colts		2	32	Gregg Rakoczy, C	Cleveland Browns
	16	455	George Demopoulos, T	Cincinnati Bengals		2	50	Winston Moss, LB	Tampa Bay Bucs
1977	1	3	Eddie Edwards, DE	Cincinnati Bengals		5	140	Paul O'Connor, G	New York Giants
	8	217	Phil August, WR	Pittsburgh Steelers		11	297	Darryl Oliver, RB	Seattle Seahawks
	10	266	Dennis Breckner, DE	Chicago Bears	1988	1	3	Bennie Blades, S	Detroit Lions
1978	1	27	Don Latimer, DT	Denver Broncos		1	11	Michael Irvin, WR	Dallas Cowboys
	2	48	John Turner, DB	Minnesota Vikings		2	33	Danny Stubbbs, OLB	San Francisco 49ers
	8	196	John McGriff, LB	Tampa Bay Bucs		2	49	Brian Blades, WR	Seattle Seahawks
	9	224	Larry Brown, T	Kansas City Chiefs		2	52	Brett Perriman, WR	New Orleans Saints
	10	269	Bryan Ferguson, DB	New England Patriots		3	64	Matt Patchan, T	Philadelphia Eagles
	11	301	George Halas, LB	Seattle Seahawks		5	124	Darrell Fullington, S	Minnesota Vikings
1979	1	8	Ottis Anderson, RB	St. Louis Cardinals		6	155	Warren Williams, RB	Pittsburgh Steelers
	1	17	Don Smith, DE	Atlanta Falcons		8	197	Alfredo Roberts, TE	Kansas City Chiefs
	7	172	Steve Alvers, TE	New York Giants		10	269	Derwin Jones, DE	Seattle Seahawks
	11	284	Ken Johnson, RB	New York Giants		12	331	George Mira, LB	San Francisco 49ers
1980	12	326	Gene Coleman, DB	Tampa Bay Bucs	1989	1	21	Bill Hawkins, DE	Los Angeles Rams
1981	4	101	John Swain, DB	Minnesota Vikings		1	26	Cleveland Gary, RB	Los Angeles Rams
	10	263	Jim Joiner, WR	St. Louis Cardinals		3	77	Bubba McDowell, DB	Houston Oilers
	11	290	Pat Walker, WR	Denver Broncos		7	180	Melvin Bratton, RB	Denver Broncos
1982	1	27	Lester Williams, NT	New England Patriots		10	252	Rod Carter, LB	Dallas Cowboys
	5	112	Fred Marion, DB	New England Patriots		11	280	Randy Shannon, LB	Dallas Cowboys
	5	120	Bob Nelson, DT	Miami Dolphins	1990	1	3	Cortez Kennedy, DT	Seattle Seahawks
	9	228	David Jefferson, LB	Seattle Seahawks		3	64	Jimmie Jones, DT	Dallas Cowboys
	10	268	Larry Brodsky, WR	Kansas City Chiefs		3	65	Bernard Clark, ILB	Cincinnati Bengals
	11	281	Dan Miller, K	Washington Redskins		3	72	Willis Peguese, DE	Houston Oilers
	12	310	Scott Nicolas, LB	Cleveland Browns		3	79	Greg Mark, ILB	New York Giants
1982	12	331	Mike Rodrigue, WR	Miami Dolphins		5	126	Richard Newbill, LB	Houston Oilers
1983	1	14	Jim Kelly, QB	Buffalo Bills		9	223	Dale Dawkins, WR	New York Jets
	2	31	Mark Cooper, T	Denver Broncos		10	256	Kenny Berry, DB	San Diego Chargers
	4	100	Mark Rush, RB	Minnesota Vikings		12	315	Bobby Harden, S	Miami Dolphins
	5	131	Tony Chickillo, DT	Tampa Bay Bucs	1991	1	1	Russell Maryland, DT	Dallas Cowboys
	7	176	Rocky Belk, WR	Cleveland Browns		1	23	Randal Hill, WR	Miami Dolphins
	8	214	Ronnie Lippett, DB	New England Patriots		2	40	Shane Curry, DE	Indianapolis Colts
	11	283	Don Bailey, C	Denver Broncos		2	42	Wesley Carroll, WR	New Orleans Saints
1984	2	39	Glenn Dennison, TE	New York Jets		4	107	Robert Bailey, DB	Los Angeles Rams
	2	53	Jay Brophy, LB	Miami Dolphins		5	131	Craig Erickson, QB	Philadelphia Eagles
	3	77	Rodney Bellinger, DB	Buffalo Bills		6	153	Mike Sullivan, G	Dallas Cowboys
	3	82	Speedy Neal, RB	Buffalo Bills		8	220	Roland Smith, DB	Miami Dolphins
	8	198	Fred Robinson, DE	Tampa Bay Bucs		10	251	Randy Bethel, TE	New England Patriots
	10	279	Keith Griffin, RB	Washington Redskins		10	278	Luis Cristobal, G	New York Giants
	11	308	Lawrence Thompson, WR	Minnesota Vikings		12	325	Alex Johnson, WR	Houston Oilers
1985	1	13	Eddie Brown, WR	Cincinnati Bengals	1992	1	11	Leon Searcy, T	Pittsburgh Steelers
	4	88	Willie Broughton, DE	Indianapolis Colts		1	28	Darryl Williams, DB	Cincinnati Bengals
	7	183	Dave Heffernan, G	Kansas City Chiefs		4	86	Craig Erickson, QB	Tampa Bay Bucs
	7	194	Dallas Cameron, DT	Denver Broncos		10	263	Anthony Hamlet, DE	Seattle Seahawks
	8	206	Joe Kohlbrand, LB	New Orleans Saints		12	312	Kelvin Harris, C	Los Angeles Rams
1986	4	102	Kevin Fagan, DT	San Francisco 49ers		12	315	Carlos Huerta, P	San Diego Chargers
	5	115	Reggie Sutton, DB	New Orleans Saints	1993	2	33	Ryan McNeil, DB	Detroit Lions
	10	265	Willie Smith, TE	Cleveland Browns		2	46	Kevin Williams, WR	Dallas Cowboys



NFL DRAFT HISTORY

YEAR	RD	PICK	NAME, POS.	TEAM	YEAR	RD	PICK	NAME, POS.	TEAM
	2	47	Michael Barrow, LB	Houston Oilers		7	227	Joaquin Gonzalez, OT	Cleveland Browns
	2	56	Darrin Smith, LB	Dallas Cowboys	2003	1	3	Andre Johnson, WR	Houston Texans
	3	60	Lamar Thomas, WR	Tampa Bay Bucs		1	15	Jerome McDougle, DE	Philadelphia Eagles
	4	104	Horace Copeland, WR	Tampa Bay Bucs		1	23	Willis McGahee, RB	Buffalo Bills
	6	157	Carlos Etheredge, TE	Indianapolis Colts		1	25	William Joseph, DT	New York Giants
	7	192	Gino Torretta, QB	Minnesota Vikings		3	89	Andrew Williams, DE	San Francisco 49ers
	8	207	Jessie Armstead, LB	New York Giants		4	131	Jamaal Green, DE	Philadelphia Eagles
1994	2	58	Donnell Bennett, RB	Kansas City Chiefs		5	150	Matt Walters, DE	New York Jets
	5	150	Darren Krein, DE	San Diego Chargers		7	241	Ken Dorsey, QB	San Francisco 49ers
1995	1	12	Warren Sapp, DT	Tampa Bay Bucs	2004	1	5	Sean Taylor, S	Washington Redskins
	2	52	Patrick Riley, DT	Chicago Bears		1	6	Kellen Winslow II, TE	Cleveland Browns
	3	78	Chris T. Jones, WR	Philadelphia Eagles		1	12	Jonathan Vilma, LB	New York Jets
	4	103	Larry Jones, RB	Washington Redskins		1	17	D.J. Williams, LB	Denver Broncos
	5	157	James Stewart, RB	Minnesota Vikings		1	19	Vernon Carey, OT	Miami Dolphins
	7	211	C.J. Richardson, DB	Houston Oilers		1	21	Vince Wilfork, DT	New England Patriots
	7	231	A.C. Tellison, WR	Cleveland Browns		7	213	Darrell McClover, LB	New York Jets
1996	1	26	Ray Lewis, LB	Baltimore Ravens		7	215	Alfonso Marshall, DB	Chicago Bears
	6	175	Derrick Harris, RB	St. Louis Rams		7	254	Carlos Joseph, OT	San Diego Chargers
1997	1	15	Yatil Green, WR	Miami Dolphins	2005	1	8	Antrel Rolle, CB	Arizona Cardinals
	1	17	Kenard Lang, DE	Washington Redskins		2	55	Roscoe Parrish, WR	Buffalo Bills
	1	18	Kenny Holmes, DE	Tennessee Oilers		3	65	Frank Gore, RB	San Francisco 49ers
	4	111	Tremain Mack, DB	Cincinnati Bengals		3	86	Kevin Everett, TE	Buffalo Bills
	5	133	Marcus Wimberly, DB	Atlanta Falcons		6	200	Chris Myers, G	Denver Broncos
	5	148	Twan Russell, LB	Washington Redskins	2006	1	31	Kelly Jennings, CB	Seattle Seahawks
	6	192	Tony Gaiter, WR	New England Patriots		2	35	Rocky McIntosh, LB	Washington Redskins
	7	211	Carlos Jones, DB	Seattle Seahawks		2	44	Sinorice Moss, WR	New York Giants
1998	1	10	Duane Starks, CB	Baltimore Ravens		2	57	Devin Hester, RB	Chicago Bears
	3	74	Jammi German, WR	Atlanta Falcons		3	66	Eric Winston, OT	Houston Texans
1999	1	4	Edgerrin James, RB	Indianapolis Colts		3	89	Rashad Butler, OT	Carolina Panthers
	5	135	Nick Luchey, FB	Cincinnati Bengals		4	110	Leon Williams, LB	Cleveland Browns
	7	245	Scott Covington, QB	Cincinnati Bengals		4	133	Orien Harris, DT	Pittsburgh Steelers
2000	1	14	Bubba Franks, TE	Green Bay Packers		5	154	Marcus Maxey, CB	Kansas City Chiefs
	2	56	Michael Boireau, DE	Minnesota Vikings	2007	1	24	Brandon Meriweather, S	New England Patriots
	3	90	Nate Webster, LB	Tampa Bay Bucs		1	25	Jon Beason, LB	Carolina Panthers
	5	148	Richard Mercier, G	Baltimore Ravens		1	31	Greg Olsen, TE	Chicago Bears
	7	227	Mondriell Fulcher, TE	Oakland Raiders		4	121	Baraka Atkins, DE	Seattle Seahawks
2001	1	11	Dan Morgan, LB	Carolina Panthers		4	127	Kareem Brown, DT	New England Pats
	1	12	Damione Lewis, DT	St. Louis Rams	2008	1	31	Kenny Phillips, S	New York Giants
	1	16	Santana Moss, WR	New York Jets		2	50	Calais Campbell, DE	Arizona Cardinals
	1	30	Reggie Wayne, WR	Indianapolis Colts		3	71	Tavares Gooden, LB	Baltimore Ravens
	3	65	James Jackson, RB	Cleveland Browns	2009	6	176	Spencer Adkins, LB	Atlanta Falcons
	6	200	Leonard Myers, CB	New England Patriots	2010	3	95	Jimmy Graham, TE	New Orleans Saints
	7	245	Andre King, WR	Cleveland Browns		4	102	Darryl Sharpton, LB	Houston Texans
2002	1	7	Bryant McKinnie, OT	Minnesota Vikings		4	128	Jason Fox, OT	Detroit Lions
	1	14	Jeremy Shockey, TE	New York Giants		7	235	Dedrick Epps, TE	San Diego Chargers
	1	17	Phillip Buchanon, CB	Oakland Raiders	2011	2	46	Orlando Franklin, OT	Denver Broncos
	1	24	Ed Reed, FS	Baltimore Ravens		2	60	Brandon Harris, CB	Houston Texans
	1	26	Mike Rumph, CB	San Francisco 49ers		3	79	Leonard Hankerson, WR	Washington Redskins
	2	51	Clinton Portis, RB	Denver Broncos		3	81	DeMarcus Van Dyke, CB	Oakland Raiders
	4	116	Martin Bibla, G	Atlanta Falcons		3	86	Allen Bailey, DE	Kansas City Chiefs
	4	135	Najeh Davenport, RB	Green Bay Packers		4	109	Colin McCarthy, LB	Tennessee Titans
	6	183	James Lewis, DB	Indianapolis Colts		6	181	Richard Gordon, TE	Oakland Raiders
	7	226	Daryl Jones, WR	New York Giants		6	192	Matt Bosher, P	Atlanta Falcons



NFL DRAFT HISTORY

2012	3	72	Olivier Vernon, DE	Miami Dolphins	
	3	86	Sean Spence, LB	Pittsburgh Steelers	
	4	97	Lamar Miller, RB	Miami Dolphins	
	4	100	Travis Benjamin, WR	Cleveland Browns	
	6	198	Tommy Streater, WR	Baltimore Ravens	
2013	6	200	Brandon Washington, G	Philadelphia	
	5	149	Brandon McGee, DB	St. Louis Rams	
	6	189	Mike James, RB	Tampa Bay Bucs	
2014	3	93	Brandon Linder, OG	Jacksonville Jaguars	
	6	191	Pat O'Donnell, P	Chicago Bears	
	7	237	Seantrel Henderson, OL	Buffalo Bills	
2015	1	9	Ereck Flowers, OL	New York Giants	
	1	29	Phillip Dorsett, WR	Indianapolis Colts	
	2	48	Denzel Perryman, LB	San Diego Chargers	
	3	68	Clive Walford, TE	Oakland Raiders	
	3	77	Duke Johnson, RB	Cleveland Browns	
	4	128	Jon Feliciano, OL	Oakland Raiders	
2016	6	212	Anthony Chickillo, DL	Pittsburgh Steelers	
	1	25	Artie Burns, CB	Pittsburgh Steelers	
	4	124	Deon Bush, S	Chicago Bears	
	2017	1	29	David Njoku, TE	Cleveland Browns
		4	113	Rayshawn Jenkins, DB	Los Angeles Chargers
5		152	Corn Elder, DB	Carolina Panthers	
5		180	Danny Isidora, OL	Minnesota Vikings	
6		196	Al-Quadin Muhammad, DL	New Orleans Saints	
2018	6	215	Brad Kaaya, QB	Detroit Lions	
	7	219	Stacy Coley, WR	Minnesota Vikings	
	7	229	Adrian Colbert, DB	San Francisco 49ers	
	7	240	Marquez Williams, FB	Jacksonville Jaguars	
	3	67	Chad Thomas, DL	Cleveland Browns	
	4	112	Mark Walton, RB	Cincinnati Bengals	
	4	107	Chris Herndon, TE	New York Jets	
	5	139	RJ McIntosh, DL	New York Giants	
6	210	Braxton Berrios, WR	New England Patriots		
7	242	Kendrick Norton, DL	Carolina Panthers		

SUPPLEMENTAL DRAFT PICKS

YEAR	RD	PICK	NAME, POS.	TEAM
1984	1		Bernie Kosar, QB	Cleveland Browns
	2		Albert Bentley, RB	Indianapolis Colts
1987	3		Dan Sileo, DT	Tampa Bay Bucs
1989	1		Steve Walsh, QB	Dallas Cowboys

AFL DRAFT PICKS

1960-66

YEAR	RD	PICK	NAME, POS.	TEAM
1960	—	—	Bob Rosbaugh, HB	Denver Broncos
	—	—	Fran Curci, QB	Minneapolis (Oakland)
	—	—	Jim Otto, C	Minneapolis (Oakland)
1961	8	59	Charles Linning, T	Buffalo Bills
	8	62	John O'Day, T	Dallas Texans
	24	188	Jack Novak, G	Oakland Raiders
1962	2	11	Bill Miller, E	Dallas Texans
	18	137	Jim Vollenweider, FB	Oakland Raiders
	34	270	Ray Lardani, T	Boston Patriots
1963	9	71	Jim Simon, G	Boston Patriots
	15	119	Bob Dentel, C	Boston Patriots
	16	123	Nick Ryder, FB	New York Jets
	16	127	Rex Benson, T	Houston Oilers
	29	232	John Sisk Jr., DB	Kansas City Chiefs
1964	2	15	Dan Conners, LB	Oakland Raiders
	18	137	George Mira, QB	Denver Broncos
1965	8	63	Fred Brown, LB	Boston Patriots
1966	5	40	Russ Smith, RB	San Diego Chargers
	6	42	Ed Weisacosky, LB	Miami Dolphins
	7	59	Pete Banaszak, RB	Oakland Raiders
	19	166	Tom Coughlin, DE	Denver Broncos

HISTORY

HURRICANES IN THE SUPER BOWL

YEAR	SB	PLAYER, POS.	TEAM	YEAR	SB	PLAYER, POS.	TEAM
1966	I	Walt Corey, LB	Kansas City Chiefs			Darrin Smith, LB	Dallas Cowboys
1967	II	Pete Banaszak, HB Dan Conners, LB Bill Miller, DL Jim Otto, C	Oakland Raiders Oakland Raiders Oakland Raiders Oakland Raiders			Kevin Williams, WR Leon Searcy, OL	Dallas Cowboys Pittsburgh Steelers
1969	IV	Gene Trosch, DE	Kansas City Chiefs	1998	XXXIII	K.C. Jones, C	Denver Broncos
1970	V	Ted Hendricks, LB	Baltimore Colts	1999	XXXIV	Kenny Holmes, DE Derrick Harris, FB	Tennessee Titans St. Louis Rams
1971	VI	George Mira Sr., QB	Miami Dolphins	2000	XXXV	Jessie Armstead, LB Michael Barrow, LB Robert Bailey, DB	New York Giants New York Giants
1973	VIII	Chuck Foreman, RB	Minnesota Vikings			Ray Lewis, LB	Baltimore Ravens
1974	IX	Chuck Foreman, RB	Minnesota Vikings			Duane Starks, DB	Baltimore Ravens
1975	X	Lester Williams, NT	New England Patriots			Kipp Vickers, OL	Baltimore Ravens
1976	XI	Pete Banaszak, HB Ted Hendricks, LB Chuck Foreman, RB	Oakland Raiders Oakland Raiders Minnesota Vikings	2001	XXXVI	Damione Lewis, DT Leonard Myers, DB	St. Louis Rams New England Patriots
1977	XII	Rubin Carter, NT	Denver Broncos	2002	XXXVII	Warren Sapp, DT Nate Webster, LB	Tampa Bay Buccaneers Tampa Bay Buccaneers
1978	XIII	Gary Dunn, DT	Pittsburgh Steelers	2003	XXXVIII	Dan Morgan, LB	Carolina Panthers
1979	XIV	Gary Dunn, DT Dennis Harrah, OG	Pittsburgh Steelers Los Angeles Rams	2004	XXXIX	Jerome McDougal, DE Jamaal Green, DE Vince Wilfork, DT	Philadelphia Eagles Philadelphia Eagles New England Patriots
1980	XV	Ted Hendricks, LB Burgess Owens, S	Oakland Raiders Oakland Raiders	2006	XLI	Tanard Davis, DB Reggie Wayne, WR Devin Hester, KR	Indianapolis Colts Indianapolis Colts Chicago Bears
1981	XVI	Eddie Edwards, DE	Cincinnati Bengals			Darrell McClover, LB Jeff Feagles, P	Chicago Bears New York Giants
1982	XVII	Woody Bennett, RB	Miami Dolphins	2007	XLII	Sinorice Moss, WR Brandon Meriweather, S Vince Wilfork, DT	New York Giants New England Patriots New England Patriots
1983	XVIII	Ted Hendricks, LB	Oakland Raiders	2008	XLIII	Calais Campbell, DE Antrel Rolle, DB Edgerrin James, RB	Arizona Cardinals Arizona Cardinals Arizona Cardinals
1984	XIX	Woody Bennett, RB Jay Brophy, LB	Miami Dolphins Miami Dolphins	2009	XLIV	Glenn Sharpe, CB Jeremy Shockey, TE Jonathan Vilma, LB Reggie Wayne, WR	New Orleans Saints New Orleans Saints New Orleans Saints Indianapolis Colts
1985	XX	Ronnie Lippett, CB Fred Marion, S	New England Patriots New England Patriots	2010	XLV	Sam Shields, CB	Green Bay Packers
1986	XXI	Ottis Anderson, RB Jim Burt, NT Rubin Carter, NT Mark Cooper, OG	New York Giants New York Giants Denver Broncos Denver Broncos	2011	XLVI	Vince Wilfork, DT Dwayne Hendricks, DT Bruce Johnson, DB Kenny Phillips, SS Antrel Rolle, DB	New England Patriots New York Giants New York Giants New York Giants New York Giants
1987	XXII	Rubin Carter, NT Mark Cooper, OG Keith Griffin, RB	Denver Broncos Denver Broncos Washington Redskins	2012	XLVII	Tavares Gooden, LB Frank Gore, RB Ray Lewis, LB Bryant McKinnie, OL Ed Reed, S	San Francisco 49ers San Francisco 49ers San Francisco 49ers Baltimore Ravens Baltimore Ravens
1988	XXIII	Eddie Brown, WR Kevin Fagan, DE Daniel Stubbs, DE	Cincinnati Bengals San Francisco 49ers San Francisco 49ers	2013	XLVIII	Orlando Franklin, OL	Denver Broncos
1989	XXIV	Melvin Bratton, RB Jim Burt, NT Kevin Fagan, DE Daniel Stubbs, DE	Denver Broncos San Francisco 49ers San Francisco 49ers San Francisco 49ers	2014	XLIX	Vince Wilfork, DT	New England Patriots
1990	XXV	Ottis Anderson, RB Jim Kelly, QB	New York Giants Buffalo Bills	2015	L	Greg Olsen, TE	Carolina Panthers
1991	XXVI	Jim Kelly, QB	Buffalo Bills	2016	LI	Matt Bosher, P	Atlanta Falcons
1992	XXVI	Jim Kelly, QB Michael Irvin, WR Jimmie Jones, DT Russell Maryland, DT	Buffalo Bills Dallas Cowboys Dallas Cowboys Dallas Cowboys	2017	LII	Phillip Dorsett, WR	New England Patriots
1993	XXVIII	Coleman Bell, TE Michael Irvin, WR Jimmie Jones, DT Bernie Kosar, QB Russell Maryland, DT Alfredo Roberts, TE Darrin Smith, LB Kevin Williams, WR Jim Kelly, QB	Dallas Cowboys Dallas Cowboys Dallas Cowboys Dallas Cowboys Dallas Cowboys Dallas Cowboys Dallas Cowboys Dallas Cowboys Dallas Cowboys Dallas Cowboys				
1995	XXX	Robert Bailey, DB Michael Irvin, WR Russell Maryland, DT	Dallas Cowboys Dallas Cowboys Dallas Cowboys				



HURRICANES IN THE PRO BOWL

YEAR	PLAYER	TEAM	YEAR	PLAYER	TEAM
1980	Ted Hendricks, LB	Oakland Raiders	2002	Bubba Franks, TE	Green Bay Packers
	Ottis Anderson, RB	Los Angeles Rams		Warren Sapp, DT	Tampa Bay Bucs
	Dennis Harrah, G	Los Angeles Rams		Bubba Franks, TE	Green Bay Packers
1981	Ted Hendricks, LB	Oakland Raiders		Jeremy Shockey, TE	New York Giants
1982	Ted Hendricks, LB	Los Angeles Raiders		Warren Sapp, DT	Tampa Bay Bucs
1983	Ted Hendricks, LB	Los Angeles Raiders	2003	Ray Lewis, LB	Baltimore Ravens
1985	Dennis Harrah, G	Los Angeles Rams		Ed Reed, S	Baltimore Ravens
	Fred Marion, S	New England Patriots		Clinton Portis, RB	Denver Broncos
1986	Dennis Harrah, G	Los Angeles Rams		Jeremy Shockey, TE	New York Giants
	Jim Burt, DT	New York Giants		Warren Sapp, DT	Tampa Bay Bucs
1987	Bernie Kosar, QB	Cleveland Browns	2004	Ray Lewis, LB	Baltimore Ravens
	Dennis Harrah, G	Los Angeles Rams		Ed Reed, S	Baltimore Ravens
1988	Eddie Brown, WR	Cincinnati Bengals			Dan Morgan, LB
1989	Brian Blades, WR	Seattle Seahawks		Andre Johnson, WR	Houston Texans
1990	Jim Kelly, QB	Buffalo Bills	2005	Edgerrin James, RB	Indianapolis Colts
1991	Jim Kelly, QB	Buffalo Bills		Edgerrin James, RB	Indianapolis Colts
	Michael Irvin, WR	Dallas Cowboys		Jeremy Shockey, TE	New York Giants
	Bennie Blades, S	Detroit Lions	Jonathan Vilma, LB	New York Jets	
1992	Cortez Kennedy, DT	Seattle Seahawks		Santana Moss, WR	Washington Redskins
	Jim Kelly, QB	Buffalo Bills	2006	Ray Lewis, LB	Baltimore Ravens
	Michael Irvin, WR	Dallas Cowboys		Ed Reed, S	Baltimore Ravens
Cortez Kennedy, DT	Seattle Seahawks	Devin Hester, KR		Chicago Bears	
1993	Michael Irvin, WR	Dallas Cowboys		Andre Johnson, WR	Houston Texans
	Cortez Kennedy, DT	Seattle Seahawks		Reggie Wayne, WR	Indianapolis Colts
1994	Michael Irvin, WR	Dallas Cowboys		Jeremy Shockey, TE	New York Giants
	Cortez Kennedy, DT	Seattle Seahawks		Frank Gore, RB	San Francisco 49ers
1995	Michael Irvin, WR	Dallas Cowboys	2007	Sean Taylor, S	Washington Redskins
	Cortez Kennedy, DT	Seattle Seahawks		Ray Lewis, LB	Baltimore Ravens
1996	Vinny Testaverde, QB	Baltimore Ravens		Willis McGahee, RB	Baltimore Ravens
	Cortez Kennedy, DT	Seattle Seahawks	Ed Reed, S	Baltimore Ravens	
1997	Ray Lewis, LB	Baltimore Ravens		Devin Hester, KR	Chicago Bears
	Jessie Armstead, LB	New York Giants		Kellen Winslow Jr., TE	Cleveland Browns
	Warren Sapp, DT	Tampa Bay Bucs		Reggie Wayne, WR	Indianapolis Colts
1998	Ray Lewis, LB	Baltimore Ravens		Vince Wilfork, DT	New England Patriots
	Jessie Armstead, LB	New York Giants	2008	Sean Taylor, S	Washington Redskins
	Vinny Testaverde, QB	New York Jets		Ray Lewis, LB	Baltimore Ravens
Cortez Kennedy, DT	Seattle Seahawks	Ed Reed, S		Baltimore Ravens	
1999	Warren Sapp, DT	Tampa Bay Bucs		Jon Beason, LB	Carolina Panthers
	Ray Lewis, LB	Baltimore Ravens		Andre Johnson, WR	Houston Texans
	Tremain Mack, S	Cincinnati Bengals		Reggie Wayne, WR	Indianapolis Colts
2000	Edgerrin James, RB	Indianapolis Colts	2009	Jeff Feagles, P	New York Giants
	Leon Searcy, OT	Jacksonville Jaguars		Clinton Portis, RB	Washington Redskins
	Jessie Armstead, LB	New York Giants		Antrel Rolle, S	Arizona Cardinals
2001	Cortez Kennedy, DT	Seattle Seahawks		Ray Lewis, LB	Baltimore Ravens
	Warren Sapp, DT	Tampa Bay Bucs		Ed Reed, S	Baltimore Ravens
	Ray Lewis, LB	Baltimore Ravens		Jon Beason, LB	Carolina Panthers
2001	Edgerrin James, RB	Indianapolis Colts		Andre Johnson, WR	Houston Texans
	Jessie Armstead, LB	New York Giants		Reggie Wayne, WR	Indianapolis Colts
	Warren Sapp, DT	Tampa Bay Bucs		Bryant McKinnie, OT	Minnesota Vikings
	Ray Lewis, LB	Baltimore Ravens		Vince Wilfork, DT	New England Patriots
				Brandon Meriweather, S	New England Patriots

HISTORY

HURRICANES IN THE PRO BOWL

YEAR	PLAYER	TEAM	
2010	Jonathan Vilma, LB	New Orleans Saints	
	Frank Gore, RB	San Francisco 49ers	
	Antrel Rolle, S	Arizona Cardinals	
	Ray Lewis, LB	Baltimore Ravens	
	Ed Reed, S	Baltimore Ravens	
	Jon Beason, LB	Carolina Panthers	
	Andre Johnson, WR	Houston Texans	
	Reggie Wayne, WR	Indianapolis Colts	
	Bryant McKinnie, OT	Minnesota Vikings	
	Vince Wilfork, DT	New England Patriots	
	Brandon Meriweather, S	New England Patriots	
2011	Jonathan Vilma, LB	New Orleans Saints	
	Frank Gore, RB	San Francisco 49ers	
	Ed Reed, S	Baltimore Ravens	
	Ray Lewis, LB	Baltimore Ravens	
	Jon Beason, LB	Carolina Panthers	
	Devin Hester, KR	Chicago Bears	
	Andre Johnson, WR	Houston Texans	
	Reggie Wayne, WR	Indianapolis Colts	
	Vince Wilfork, DT	New England Patriots	
	Brandon Meriweather, S	New England Patriots	
	Jonathan Vilma, LB	New Orleans Saints	
2012	Antrel Rolle, S	New York Giants	
	Ed Reed, S	Baltimore Ravens	
	Ray Lewis, LB	Baltimore Ravens	
	Willis McGahee, RB	Denver Broncos	
	Jimmy Graham, TE	New Orleans Saints	
	Frank Gore, RB	San Francisco 49ers	
	Chris Myers, C	Houston Texans	
	Vince Wilfork, DT	New England Patriots	
	2013	Reggie Wayne, WR	Indianapolis Colts
		Andre Johnson, WR	Houston Texans
		Chris Myers, C	Houston Texans
Ed Reed, S		Baltimore Ravens	
Vince Wilfork, DT		New England Patriots	
2014	Frank Gore, RB	San Francisco 49ers	
	Jimmy Graham, TE	New Orleans Saints	
	Antrel Rolle, S	New York Giants	
	Frank Gore, RB	San Francisco 49ers	
2015	Andre Johnson, WR	Houston Texans	
	Calais Campbell, DL	Arizona Cardinals	
	Devin Hester, WR	Atlanta Falcons	
	Greg Olsen, TE	Carolina Panthers	
2016	Andre Johnson, WR	Houston Texans	
	Calais Campbell, DT	Arizona Cardinals	
2017	Greg Olsen, TE	Carolina Panthers	
	Jimmy Graham, TE	Seattle Seahawks	



ALL-TIME LETTERMEN

A

Aaron, Doyle	1988-89-90
Abbott, Bob	1967-68
Abdallah, Luqman	2006-07
Abdul Qawi, Rashid	1993-94-95
Abramson, Ross	2005-06-07
Acuff, John	1966-67-68
Adams, Mike	1975-76
Adkins, Spencer	2005-06-07-08
Adler, Alfred	1941-42,46-47
Aguiera, Ralph	1951-52
Akpejori, Raphael	2014
Albrecht, Richard	1952
Alder, Alfred	1941-42
Alekna, Dave	1985-86
Alford, Colin	2015
Allen, Harold	1949-50
Alter, Foster	1931
Altheide, Gary	1971-72-73
Alvers, Steve	1977-78
Anderson, Jeff	1970
Anderson, Larry	2000-01-02-03
Anderson, Ottis	1975-76-77-78
Anderson, Rhyan	2005
Andreadis, John	1963
Andres, Omar	1993-94
Arcangeletti, Ray	1949-50-51
Archer, Mike	1973-74-75
Arenas, Alvario	1978
Arline, Darell	1999
Armbrister, Thurston	2012-13-14
Armour, Carlos	2004, 2006-07-08
Armstead, Jessie	1989-90-91-92
Armstrong, Ray-Ray	2009-10-11
Arries, Verdun	1939-40
Ashman, Rod	1927-28
Atkins, Baraka	2003-04-05-06
Atrio, Andy	1995-96
August, Phil	1973-74-75-76
Austin, Jimmy	1982
Axson, Mozell	1977-78-79-80
Azer, Mike	1988-89
Azrak, Fred	1976-77-78

B

Babb, Larry	1959
Badgley, Michael	2014-15-16-17
Bahen, John	1961-63
Bailey, Allen	2007-08-09-10
Bailey, Don	1979-80-81-82
Bailey, Robert	1987-88-89-90
Bain, Andrew	2004-05-06-07
Bain, Tolbert	1984-85-86-87
Bain, Travarous	2003-04
Baker, Charles	1934-35
Baker, E.J.	1976-77-78
Baker, Frank	1965-66
Baker, Kary	1973-74-75
Banaszak, Pete	1963-64-65
Bandy, Trajan	2017
Baratta, Andy	1979-80-81-82
Barbarino, Clem	1978-80-81
Barber, Rudy	1990-91-92-93
Barlow, John	1970
Barnes, Marlin	1994-95
Barnes, Mike	1970-71-72
Barnett, John	1966-67-68
Barney, Chris	2006
Barnwell, Scott	1993
Barone, Steve	1973
Barrett, Pat	1969-70
Barrington, Glenn	1944
Barrow, Micheal	1989-90-91-92
Bartemus, Joe	1944
Barth, Robert	1963-64-65
Bartolovich, Joseph	1950-51
Barwick, Bill	1943
Bass, Robert	1992-93
Bates, Johnny	1930-31-32
Bates, Junior	1969-70
Bates, Larry	1974-75
Batten, Gage	2015-16
Beard, Kevin	2000-01-02-03
Beary, James	1934
Beasley, Eric	1973
Beason, Jon	2004-05-06
Bebber, Gene	1964



ALL-TIME LETTERMEN

Beck, Frank	1963-64-65	Bleier, Theodore	1927-28-29
Beckman, Witt	1971-72-74	Bloxsom, Charles	1976-77-78
Beier, Tom	1965-66	Bodie, Larry	1965-66-67
Belk, Rocky	1980-81-82	Bogart, Eugene	1940
Bell, Coleman	1990-91-92	Boireau, Michael	1998-99
Bellamy, Ray	1968-69	Bolash, John	1936-37-38
Bellinger, Rodney	1980-82-83	Bolton, Broderick	1978-79
Bender, Vic	1965	Boney, Fleeman	1934-35
Benes, Edgar	1987-88	Bonner, Tavokius	1997
Benjamin, Travis	2008-09-10-11	Bonofiglio, Mario	1954-55
Bennett, Donnell	1991-92-93	Bookman, John	1953-54-55-56
Bennett, John	1961-62-63	Boone, Jamie	1979-80-81-82
Bennett, Phil	1955-56	Borek, Matthew	1938-39-40
Bennett, Woody	1976-77	Bosher, Matt	2007-08-09-10
Benson, Rowland	1962-63	Bosseler, Don	1953-54-55-56
Bentley, Albert	1982-83	Botts, Dalton	2011-12
Benton, Magic	1995-96-97	Bouffard, Frank	1958-59
Bergman, Robert	2002-03-04	Bow, Johnny	1950-51
Berlin, Brock	2003-04	Bowman, Bob	1945-47
Berrios, Braxton	2014-15-16-17	Boxx, Bernard	1950
Berry, Damien	2007-08-09-10	Boyd, Tyra	1942
Berry, Kenny	1987-88-89	Boyle, Ralph	1976
Bertani, Fred	1964	Brady, Tyre	2014-15
Bertucelli, Paul	1983-84-85	Brandy, Dominic	1967-68
Best, Bobby	1968-69-70	Brasington, Jack	1949
Bethel, Damon	1990-91-92	Brasington, Jack	1971-72-73
Bethel, Randy	1987-88-89-90	Bratton, Melvin	1984-85-86-87
Bethel, Pat	2016-17	Breckner, Dennis	1974-75-76
Bettencourt, Joe	1975-76	Breckner, Gary	1978-80-81-82
Beusse, James	1933-34-35	Brennan, Don	1970
Bibla, Martin	1998-99-00-01	Brickman, Bill	1959
Bielinski, Henry	1930	Brinkos, Bruce	1962-63-64
Bierkamper, Gwynn	1933-34	Brinkworth, Kevin	1993-94
Biletnikoff, Bob	1964-65	Brion, Harold	1933-34
Binion, Cameron	1996-97-98	Britton, Matt	1988-89-90-91
Bishop, Bruce	1970	Brodsky, Larry	1978-79-80-81
Black, William	1937	Broker, Nick	1940-41
Blades, Al	1998-99-00	Brooks, Nate	1995-96-97-98
Blades, Bennie	1985-86-87	Brophy, Jay	1979-81-82-83
Blades, Brian	1984-85-86-87	Broughton, Willie	1981-82-83-84
Blaise, Kerlin	1994-95-96-97	Brown, Andre	1985-86-87-88
Blanchard, Norman	1964-65	Brown, Arthur	2008
Blasko, Byron	1957	Brown, Charlie	1963



ALL-TIME LETTERMEN

Brown, Danny	1979-81-82-83
Brown, Delvin	1997-98-99-00
Brown, Eddie	1983-84
Brown, Fred	1963-64
Brown, Freeman	1994-95-96-97
Brown, Greg	1980-81-82
Brown, Hurlie	1988-89-90-91
Brown, James	1944
Brown, Jerome	1983-84-85-86
Brown, Joseph	2015
Brown, Kareem	2003-04-05-06
Brown, Larry	1975-76-77
Brown, Robert	1963-64
Brown, Selwyn	1985-86-87
Browning, Jim	1976-77-78
Bruce, Darren	1987-88
Bruno, James	1961
Bryant, James	2004-05-06
Buccilli, Eugene	1951-52-53
Buccilli, Edward	1953
Buchanan, Ramon	2008-09-10-11
Buchanon, Phillip	1999-00-01
Buck, Walter	1933
Budroni, Jason	1991-92-93
Bujalski, Stan	1970-71-72
Bunche, Malcolm	2011-12-13
Buoyoucas, Ted	1949-50
Burgess, James	1993-94-95-96
Burke, Mike	1971-72
Burklin, Trey	2005
Burney, Jack	1948
Burns, Artie	2013-14-15
Burt, Jim	1978-79-80
Bush, Deon	2012-13-14-15
Butkus, Arnold	1967-68-69
Butler, Jordan	2015-16-17
Butler, Rashad	2002-03-04-05
Byrd, Bobby	1990-91
Byrd, Laron	2008-09-10-11
Byrd, Tyrone	2005-06-07-08
Byrne, Jake	2008-09
Bythwood, Dinavon	1992

C

Caesar, Mark	1989-90-91-92
Cager, Lawrence	2015, 2017
Cain, Kelvin	2010-11-12
Cain, Lamont	1994
Cain, Larry	1973-74-75-76
Calhoun, Kenny	1981-82-83-84
Calhoun, John	2008-09-11
Callejas, Carlos	1996-97
Cameron, Dallas	1982-83-84
Cameron, Edward	1941-42-43-44-45
Campbell, Calais	2005-06-07
Campbell, Chris	1998-99-2000-01
Campbell, Jared	2007-08-09-10
Campbell, Whitey	1946-47-48-49
Campoli, Sam	1974
Camut, Bert	1973-74-75
Canei, John	1979-80-81-82
Capello, Greg	1974
Capshaw, Freddie	1999-2000-01-02
Capraun, Bill	1972-74
Carapella, Al	1948-49-50
Carbone, Marc	1995-96
Carbonneau, Harold	1927
Carden, N.J.	1943
Cardoso, Silvio	1971-73
Carew, Hal	1966-67
Carey, Marcus	1990-91-92-93
Carey, Vernon	2000-01-02-03
Carifeo, George	1946-47
Carifeo, Paul	1940-41-43
Carlin, Bob	1967-68
Carney, Ed	1972-73
Carroll, Kevin	2016
Carroll, Ricky	2014
Carroll, Robert	1947-48-49
Carroll, Thomas	2002-03-04-05
Carroll, Wesley	1989-90
Carter, Amari	2017
Carter, Jamal	2013-14-15-16
Carter, Matt	2003-04
Carter, Rod	1985-86-87-88

HISTORY



ALL-TIME LETTERMEN

Carter, Rubin	1972-73-74	Collins, Hank	1967-68
Casimir, Quincy	2015	Collins, Ryan	1992-93-94-95
Cassidy, Fred	1964-65-66	Comendeiro, Juan	1981-82-83-84
Castagno, John	1950-51	Condon, Thomas	1937
Catha, Lawrence	1927-28-29	Conley, Leonard	1987-88-89-90
Chaltas, James	1967-68-69	Conners, Dan	1961-62-63
Chambers, Jermaine	1993-94-95-96	Constantino, Anthony	1951-52
Chambers, Lee	2008-09-10-11	Cook, Cecil	1933-34-35
Chambless, Bill	1965-66-67	Cook, Charles	1978-79-80
Chappas, James	1945	Cook, Glenn	2004-05-06-08
Chauvet, Jack	1968-69-70	Cooper, Graig	2007-08-09-10
Chesna, Lou	1937	Cooper, Mark	1978-80-81-82
Chickillo, Anthony	2011-12-13-14	Cooper, Willie	2004-05-06-07
Chickillo, Nick	1951-52	Copeland, Horace	1990-91-92
Chickillo, Tony	1979-80-81-82	Corbin, Ken	1965-67
Chickillo, Wyatt	2016	Corcoran, John	1938-39
Chudzinski, Rob	1988-89-90	Corey, Walter	1957-59
Chuprevich, Joe	1942	Corker, Clarence	1973-74
Chwalik, Walter	1949-50-51	Cornileus, Tyrone	2010-11-12-13
Cifra, Don	1962-63-64	Corrigan, Phil	1972-73
Clancy, Don	1964	Corrigan, William	1945
Clark, Bernard	1986-87-88-89	Cortes, Julio	1983-84
Clark, Howard	1999-2000-01-02	Cosden, Craig	1975-76-77
Clark, Tom	1959	Costa, Frank	1991-92-93-94
Claud, Charlie	1975-76-77	Costello, John	1958
Clausell, Dietrich	1991-92-93	Coughlin, Dan	1958
Clement, Ryan	1994-95-96-97	Coughlin, Tom	1964-65
Clements, Eduardo	2010-11-12-13	Courtney, Cliff	1927-28-29
Cleveland, Asante	2010-11-12-13	Covington, Scott	1995-96-97-98
Cline, Tony	1967-68-69	Cox, Greg	1984-85-86-87
Coates, Russell	1940-41-42	Cox, James	1965-66-67
Cobb, Donald	1947-48-49	Craig, Akil	2013
Cobia, Kyle	2001-02-03-04	Crawford, Antonio	2012-13-14
Cochrane, Kelly	1969-70-71	Crawford, Dallas	2012-13-14-15
Cochran, Rick	1982	Crawford, James	1957-58-59
Cohen, Alvin	1938	Crissy, Mike	1993-94-95
Cohen, Seymour	1940	Cristiani, Tony	1971-72-73
Colbert, Adrian	2016	Cristobal, Luis	1988-89-90
Coleman, Gene	1977-78-79	Cristobal, Mario	1989-90-91-92
Coley, Stacy	2013-14-15-16	Cronin, Joseph	1931
Coley, Tony	1993-94-95-96	Crosland, Andy	1996-97-98-99
Colip, Tom	1968	Crow, Gray	2013, 2015
Collier, Thearon	2008-09	Crowe, Luke	1930-31



ALL-TIME LETTERMEN

Crowell, Shannon	1987-88-89-90	DelGranoë, Edward	1945
Crudup, Derrick	2001-02-03-04	Del Vecchio, Pat	1996-98-99
Crum, Maurice	1987-88-89-90	Della Valle, Robert	1952-53-54-55
Csaky, Andrew	1936-37-38	DeLonga, Leonard	1947
Csaky, John	1936	DeMarco, Mario	1945-46-47-48
Cummins, Mike	1970	Demopoulos, George	1973-74-75
Cunio, Bob	1954-55-56	Dennis, Chris	1974-75-76-77
Curci, Fran	1957-58-59	Dennison, Glenn	1981-82-83
Curry, Shane	1988-89-90	Dentel, Robert	1960-61-62
Curtright, Don	1964-65	Dermigny, Samuel	1945-46-47
Czaplinski, Richard	1948-49-50	DeRoss, Bill	1967-68
Czipulis, Bob	1966-67-68	deShaw, Ricou	1976

D

Daanen, Jerry	1965-66-67	DeVore, Chuck	1955-56
Dallas, DeeJay	2017	Diamond, Bill	1959-60-61
Daly, Daren	2006-07	Diamond, Charles	1956-57-58
Daly, Mike	1972-73-74	Diamond, William	1950-51
Dangel, Al	1959-60	Diaz, Gabriel	2006
Daniels, John	1977-78-79-80	DiBuono, Carl	1945
Dangerfield, Ken	1999-2000-001	Dice, David	1965-66-67
Daphnis, Gerard	1993-94-95-96	Dicker, Jack	1935-36
Dansky, Walter	1931-32-33-34	Dielens, Gus	1944
Darling, Trevor	2014-15-16-17	DiGiammarino, Larry	1958-60
Davenport, Najeh	1998-99-2000-01	Ditthardt, David	1981-82-83-84
David, Sam	1948-49-50	Dittmar, Jim	1972
Davies, Arthur	1947-48-49	Dixon, Antonio	2005-06-07-08
Davis, Doug	1958-59	Dixon, Joseph	1937-38-39
Davis, Ed	1984-85-86	Dixon, William	1942-47
Davis, Jeff	1979-82-83	Dobard, Standish	2014-15-16
Davis, Marvin	1993-94-95-96	Domke, Robert	1966
Davis, Romeo	2004-05-06-08	Donaldson, Navaughn	2017
Davis, Tanard	2003-04-05	Donahoo, "Peanuts"	1933
Dawkins, Dale	1987-88-89	Dooley, Jim	1949-50-51
Dean, Jhavonte	2017	Dorn, Andrew	1970
Deakins, David	1982	Dorsett, Phillip	2011-12-13-14
Deas, Lonnie	1943	Dorsey, Ken	1999-2000-01-02
Deiderich, Harry	1957	Dorshimer, Don	1953-56
Delaney, Dee	2017	Douglas, John	1937-38-40
Delapenha, Hugo	2013-14	Douglas, Robert	1941-42
Del Bello, Jack	1948-49-50	Downes, Robert	1928-29-30-31
Delegal, Lucious	1983-84	Doyle, Keith	1945-46-47
		Duggan, Bob	1974-75

ALL-TIME LETTERMEN

Dunlop, Art	1947	Fenwick, William	1930
Duncan, Eugene	1938	Fenwick, Bill	1932
Dunckel, Chris	2011	Fentress, Nantambu-Akil	2011-12-13-14
Dunn, Bo	1970-71-72	Ferguson, Bryan	1975-76-77
Dunn, Eddie	1936-37-38	Ferguson, Danyell	1992-94-96
Dunn, Gary	1973-74-75	Ferguson, John	1980
Dunn, Raymond	1941-42-46	Ferguson, John	1948-49
Dye, Jimmy	1966-67	Ferguson, Ralph	1943
Dye, Dyron	2010-11-12	Fernandez, Jack	1980-83
Dyess, Bill	1977	Fernandez, Jorge	2006
		Fernandez, Sam	1960-61

E

Eastburn, Brian	1978	Ferrante, Lou	1942-46
Eberst, Bruce	1989-90-91-92	Fersch, Harry	1962-63-64
Edwards, Eddie	1974-75-76	Fetrow, Mike	1974
Edwards, Gus	2013-14-16	Few, Marshall	2017
Eggert, Robert	1959-60-61	Fieler, Ralph	1947-48-49-50
Eisnor, Bill	1943	Figueroa, Alex	2013
Elder, Corn	2013-14-15-16	Figueroa, Joel	2007-08-09-10-11
Eldredge, Dave	1946	Finley, Romeo	2016-17
Ellis, Donald	1985-86-87-88	Finnie, Thomas	2011-12
Ely, Bruce	1974	Fisher, William	1951-52
Epps, Dedrick	2006-07-08-09	Fitzgerald, Markese	1998-99-2000-01
Erickson, Craig	1987-88-89-90	Fitzpatrick, Tony	1982-83
Erwin, Lou	1969	Flaharty, Shon	1984
Etheredge, Carlos	1989-90-91-92	Flanagan, Tim	1978-79-80
Evans, John	1976-77-78	Fleming, Bruce	1982-83-84-85
Evans, Leon	1979-80-81	Flowers, Ereck	2012-13-14
Evans, Mark	1989	Flynn, Thomas	1947-48-49
Everett, Kevin	2003-04	Fogler, Floyd	1932
		Folkins, Allan	1966-67-68
		Foote, Norman	1932
		Ford, Chase	2010-11
		Ford, Jonathan	2017
		Foreman, Chuck	1970-71-72
		Forston, Marcus	2008-09-10-11
		Fortay, Bryan	1989
		Fortney, Denny	1994-95-96-97
		Foster, Harvey	1961-62-63
		Fox, Jason	2006-07-08-09
		Fox, Terrence	1938-39-40
		Fowler, Otis	1989
		Francis, Corwin	1991-92-93-94
		Franklin, Alfred	1927-28-29-30

F

Fagan, Kevin	1983-84-85		
Fahrney, Emerson	1933		
Fantigrassi, Joe	2000-01-02		
Farquharson, Kayne	2007-08		
Farr, DajLeon	2005-06-07		
Feagles, Jeff	1985-86-87		
Feagles, Zach	2017		
Feliciano, Jon	2011-12-13-14		
Felicione, Frank	1964		
Fenton, John	1976-78-79-80		



ALL-TIME LETTERMEN

Franklin, Orlando	2007-08-09-10
Franklin, Vegas	2004-05-06-07
Franks, Daniel	1997-98-99
Frantz, William	1945-46-47
Frazier, Frank	1978-79-80-81
Frederick, Anthoney	1980
Freeman, Kirby	2005-06-07
French, Norman	1951-52-53-54
Fritzsche, Ron	1959-60
Frohbose, Bill	1971-72-73
Fulcher, Mondriel	1996-97-98-99
Fullerton, Chuck	1967-68
Fullington, Darrell	1984-85-86-87
Futch, Jordan	2008-09-11

George, Charlie	1949-50-51
German, Jammi	1993-94-95
Gerrard, Stephen	1929
Gholston, Nathan	2010-11
Ghaul, Harry	1945-46-47-48
Gibson, Chris	1993-94-95-96
Gilbert, David	2013
Jimenez, Julio	1999-2000
Girardi, Joe	2006
Glogowski, Nat	1934-35-36
Glover, Frank	1974-75-76
Goedeker, Mike	1978-79-80
Golden, Derrick	1988-89-90-91
Goldenberg, Jared	2015

G

Gabriel, Frank	2014-15-16
Gadbois, Taylor	2013-14
Gagliardi, George	1941-42
Gaiero, Augustus	1934
Gaines, Jimmy	2010-11-12-13
Gaines, Robert	1950
Gaitan, Jorge	1996-97-98
Gaiter, Tony	1994-95-96
Galente, Tony	1977-78
Gall, Alex	2013-14-15-16
Ganong, Ray	1975-76
Garcia, Alex	2003-04
Garcia, Bobby	1987-88-89
Garcia, Carlos	1995-96-97
Garden, David	1964
Garrigus, Carl	1952-54
Garvin, Jonathan	2017
Gary, Cleveland	1986-87-88
Gaunt, Steve	1970-71-72
Gauthier, Tyler	2016-17
Gaynor, Corey	2017
Gayot, Marques	2014-15
Geathers, Jason	2000-01-02-03
Geatz, Phil	1956-57-58
Geiger, Joe	1971
Gent, Mark	2002-03-04-05

Golding, Steve	1974-75-76
Golloher, Marty	1991
Golmont, Van	1968-69-70
Gonzalez, Barry	1977-78-79
Gonzalez, Joaquin	1998-99-2000-01
Gonzalez, Jose	1972-73-74
Gonzalez, Oscar	1967-68-69
Gooden, Tavares	2003-04-06-07
Gordon, Richard	2006-07-08-10
Gore, Frank	2001-03-04
Gorman, Raymond	1940-41-42
Gostowski, Henry	1935-36
Goudis, Matt	2012-13
Grace, Jermaine	2013-14-15
Gracyk, Edward	1931-32-33
Grady, Frank	1952
Grady, Steve	1979
Graney, Thomas	1931-32
Grant, Chavez	2006-07-08-09
Grau, Erwin	1935
Gray, Trayone	2015
Graves, Archie	1935
Greaves, Gary	1956-57-58
Green, Cornelius	2000-01-02
Green, David	1964
Green, Jamaal	1999-2000-01-02
Green, Shayon	2010-11-12-13
Green, Yatil	1994-95-96
Greene, Tirrell	1991-92-93-94



ALL-TIME LETTERMEN

Greenspan, Sidney	1952	Harris, Courtney	2006-07
Greer, Casey	1989-90-91-92	Harris, Dayall	2017
Greer, Wallace	1932	Harris, Derrick	1992-93-94-95
Griffin, Keith	1980-81-82-83	Harris, Grant	1928
Griffin, McKinney	1977-78	Harris, Jacory	2008-09-10-11
Griffin, Kevin	1969	Harris, Jonathan	1991-92-93-94
Griffiths, Rich	1972-73-74	Harris, Kelvin	1989-90-91
Grimble, Jalen	2011-12	Harris, Kevin	1987-88
Grimes, Robert	1938-39	Harris, Orien	2002-03-04-05
Guimento, Charles	1937-38-39	Harris, Ray	1966-67
Gunn, Harland	2008-09-10-11	Harris, Reddic	1940
Gunter, Ladarius	2012-13-14	Harris, Ron	1981-82-83-84
Guthrie, Stuart	1970	Harris, Terris	1991-92-93

H

Hackett, Jack	1949-50-51	Harrison, Claude	1943
Hagen, Arthur	1945	Harrison, Mike	1959-60
Hagens, Maurice	2010-11-12-13	Hart III, Robert	1961-62-63
Haggerty, Mike	1965-66	Hart, Zachary	1999
Haines, Roger	1973-74	Hartsel, Paul	1966
Haji-Rasouli, Sherko	1999-2000-01	Harvey, Chris	2000-01-02-03
Halas, George	1975-76-77	Harvey, Sean	2013-14
Hall, Coy	1972-73	Houck, Ed	1946-47
Hall, Robert	1997-98-99	Hauser, Francis	1927-28-29-30
Hallmon, Jack	1993-94-95-96	Haviland, Jim	1969-70
Ham, Derrick	1995-96-97-98	Hawkins, Bill	1985-86-87-88
Ham, Eric	1986	Hayes, Bill	1957-58
Hamlet, Anthony	1988-90-91	Hays, Bob	1979
Hamilton, George	1938	Hayward, Harry	1937-38
Hamilton, Jelani	2012-13, 2015	Heaps, Jake	2014
Hamilton, Tom	1965-66-67	Heckman, Charles	1931-32-33
Hancock, Gene	1944-45-46	Heffernan, David	1983-84
Handy, Darren	1988-89-90	Hefti, Paul	1954-55-56
Hankerson, Leonard	2007-08-09-10	Heinly, Ray	1966-67-68
Hanley, Augustus	1937	Hembrough, Chris	1983
Hansen, Louis	1928-29-30	Henderson, James	1932-33
Harden, Bobby	1986-87-88-89	Henderson, Seantrel	2010-11-12-13
Hardy, Corries	1992-93	Hendricks, Dwayne	2005-06-07-08
Harley, Michael	2017	Hendricks, Ted	1966-67-68
Harrah, Dennis	1972-73-74	Heninger, Larry	1959
Harrell, Robert	1944	Henry, Charles	1984-85-86-87
Harris, Brandon	2008-09-10	Henson, Steve	1969
		Herman, Jack	1959
		Herndon IV, Christopher	2014-15-16-17

HISTORY



ALL-TIME LETTERMEN

Hester, Devin	2003-04-05
Heurtelou, Calvin	2014-15
Hicks, Jason	1987-89
Highsmith, AJ	2009-11-12-13
Highsmith, Alonzo	1983-84-85-86
Highsmith, Freddy	1986-88
Hildebrandt, Doug	1957-58
Hildreth, Paul	1944
Hill, Glenn	1975-76-77
Hill, Patrick	2008-09-10
Hill, Quadtrine	2002-03-04-05
Hill, Randal	1987-88-89-90
Hill, Ryan	2006-07-08-10
Hipps, Quincy	1997-98-99-2000
Hirschman, Chuck	1978-80
Hlasnick, Al	1942
Hobbs, Chris	1977-79-80-81
Hoilett, Dwayne	2013
Holder, Rod	1986-87-88-89
Holmes, Josh	2007-08-09-10
Holmes, Kenny	1993-94-95-96
Holton, C.J.	2009-10-11
Homer, Travis	2016-17
Hope, Larry	2013
Hopgood, George	1967-68-69
Horn, Tyler	2008-09-10-11
Hornibrook, John	1971
Horschel, Paul	1972-73-74
Horton, Mallory	1934
Houston, Eric	2005-06-07-08
Howard, Tracy	2012-13-14-15
Howell, Dave	2004-05
Howington, Joe	1965
Hubbs, Fred	1964
Hudock, Mike	1954-55-56
Hudson, Al	1944-45-47-48
Huerta, Carlos	1988-89-90-91
Huff, Jim	1968-69
Huffman, Rod	1974
Humphrey, Talib	2002-03-04
Hunt, Ken	1962
Hurns, Allen	2010-11-12-13
Hurt, Clint	1997-99-2000

Hutchings, Charles	1953-54-55-56
Hutchins, Ralph	1964-65-66

I

Ina, J	1993-94-95-96
Ingram, Greg	1973
Injaychock, Ed	1944-45-46-47
Irastorza, Alex	2013
Iredale, Phil	1972-73-74-75
Irvin, Michael	1985-86-87
Irvin II, Michael	2017
Isidora, Danny	2013-14-15-16
Ivery, Dequan	2012
Ivory, Chris	2008-09-10

J

Jack, Sandy	1987-88
Jackson, Clif	1995-96-97
Jackson, Demetrius	2015-16-17
Jackson, Dennis	1974-75-76
Jackson, Dusty	1976
Jackson, Herb	1977-78-79
Jackson, James	1997-98-99-2000
Jackson, Joe	2016-17
Jackson, Michael	2015-16-17
Jahn, George	1942
James, Donald	1952-53
James, Edgerrin	1996-97-98
James, Harvey	1941-43-46
James, Herbert	1988-89-90-91
James, Javarris	2006-07-08-09
James, Mike	2009-10-11-12
Jastrab, Bob	1985
Jefferson, David	1978-79-80-81
Jelley, Thomas	1949-50
Jennings Jr., Bradley	2017
Jenkins, Courtel	2014-15-16
Jenkins, Darnell	2003-04-05-07
Jenkins, Willie	1974-75-76
Jenkins, Rayshawn	2012-13-15-16
Jennings, Kelly	2002-03-04-05
Johns, Eddie	1960



ALL-TIME LETTERMEN

Johnson, Aldarius	2008-09-10	Jones, Khalil	2005-06-07-08
Johnson, Alex	1987-88-89-90	Jones, Larry	1991-92-93-94
Johnson, Andre	2000-01-02	Jones, Rashaun	2004-05-06
Johnson, Andrew	2004-05-06	Jones, Trent	1994-95-96-97
Johnson, Bruce	2005-06-07-08	Jones, William	1929-30
Johnson, Dan	1969-70-71	Joseph, Carlo	1995-96-97
Johnson, Davon	2008-10-11-12	Joseph, Carlos	2000-01-02-03
Johnson, DJ	2017	Joseph, Joe	2006-07-08-09
Johnson, Don	1953-54-55-56	Joseph, William	1999-2000-01-02
Johnson, Duke	2012-13-14	Jupin, Eugene	1941
Johnson, Dwayne	1992-93-94	Just, Jim	1973
Johnson, Eddie	2012	Justus, Curtis	2004
Johnson, J	1994-95-96		
Johnson, Jack	1955-56		
Johnson, James	1941		
Johnson, Jaquan	2015-16-17		
Johnson, Jermaine	2010-11		
Johnson, Ken	1976-77-78		
Johnson, Michael	1987		
Johnson, Storm	2010		
Johnson, Taj	1994		
Johnson, Tervaris	2006-07-08-09		
Johnston, Hal	1946-47		
Johnston, J.B.	1953		
Joiner, Jim	1977-78-79-80		
Jolla, Akiem	2002-04-05		
Jones, Aaron	1993-94		
Jones, Ben	2009-10-12		
Jones, Carl	1937-38-39		
Jones, Carlos	1993-94-95-96		
Jones, Charlie	2004-05-06		
Jones, Chris C.	1994-95-96-97		
Jones, Chris T.	1991-92-93-94		
Jones, Claude	1989-90-91		
Jones, D'Mauri	2014-15		
Jones, Daryl	1997-98-2000-01		
Jones, Derwin	1984-85-86-87		
Jones, Don	1945		
Jones, Ernie	1973-74-75		
Jones, Greg	1982-83-84		
Jones, Jerome	1981-82		
Jones, Jimmie	1986-87-88-89		
Jones, K.C.	1993-94-95-96		

K

Kaaya, Brad	2014-15-16
Kalal, Tim	1988-89
Kaldor, Joe	1941
Kalina, David	1968-69
Kalix, Martin	1934-35
Kalombo, Bukasa	1989
Kamalu, Ufomba	2013-14-15
Kaplan, Phil	1943-46
Kasulin, Al	1941-42-47
Kavney, Hugh	1928-29-30-31
Kearns, Tom	1939-40-41-43
Kehoe, Art	1979-80
Kelleher, Dennis	1986-87-88-89
Kelly, Jim	1979-80-81-82
Kelly, Kenny	1998-99
Kelly, Maurice	1970
Kelly, Paul	2012-13
Kelly, Tim	2001-02-03
Kendall, Jack	1941
Kendrick, Jay	1946-47
Kennedy, Cortez	1988-89
Kennedy, Donald	1946
Kichefski, Walter	1936-38-39
Kidd, Garrett	2012-13-14
Kidwell, Dale	1927
Kimbrough, Stanford	1931
Kimbrough, William	1927-28
King, Andre	1997-98-99-2000



ALL-TIME LETTERMEN

King, Corey	2012-13	Latimer, Mike	1973-74-75
Kinsey, John	1943	Latimer, Clarence	1974
Kintigh, David	1983-84-85-86	Latimer, Don	1974-75-77
Kirby, Raphael	2012-13-14-15	Lawrence, Wayne	1969-70
Kirkeide, Kevin	1991-92	Lawson, Michael	1995-96-97-98
Klein, Morris	1942-43-46	Leary, Mike	1970-71-72
Knighton, Hunter	2015	Leavitt, James	1943
Knowles, Robert	2016-17	LeCompte, Max	1944
Knust, Art	1951-52-53	Lee, George	1931
Kochifos, Andy	1956	Lee Jr., Hartford	1940
Kohlbrand, Joe	1983-84	Leggett, Lance	2004-05-06-07
Kohut, Joe	1953-54-55	Lehn, Frank	1940-41
Kolz, Bob	1942	Leonard, Dennis	1933-34-45
Konovalchick, Andy	1948	Levitt, William	1943-44-45
Kosar, Bernie	1983-84	Lewis Jr., D.G.	1933
Koslowski, Adolph	1931-32	Lewis, Damione	1997-98-99-2000
Krasnai, William	1945-46	Lewis, James	1998-99-2000-01
Kraszewski, Ed	1963-64-65	Lewis, Jeremy	2009-10-11-12
Krein, Darren	1990-91-92-93	Lewis, LeeRoy	1964-65
Kresl, Jim	1967-68-69	Lewis, Malcolm	2012-13-14-15-16
Kreuger, Don	1976-78	Lewis, Ray	1993-94-95
Krotec, John	1953-54-55	Ley, Chris	1985
Krull, Joe	1945-46-47-48	Liddell, Rick	1972-73-74
Krutulis, Joe	1939-40-41-43	Libel, Robert	1965-66
Kryzak, Ed	1973-74-75	Lillimagi, Leo	1961-63
Kuder, Frank	1933	Linder, Brandon	2010-11-12-13
Kunz, Brad	2002-03-04	Linder, Nick	2014-15-16
Kurucz, John	1938-39-40	Lindstrom, Evan	1927-28-29
		Linning, Charles	1958-59-60
		Linus, James	1952-53
		Lipchick, Pete	1945
		Lipkvich, Gary	1971
		Lippett, Ronnie	1980-81-82
		Little, Earl	1993-94-95-96
		Livingston, Charles	1959-60
		Linas, Jim	1980
		London, Diego	1989-91-92
		Looram, Kevin	1973-74-75
		Lopez, Kenny	1990-91-92-93
		Losch, Jack	1954-55
		Losego, Richard	1961-62
		Lowe, Jack	1953
		Lubas, Ted	1951-52-53

L

L'Italian, William	1931-32-33
LaBelle, Greg	1979-80-81-82
Laffere, Greg	1999-2000
Lancaster, Larry	1971
Lang, Kenard	1994-95-96
Langham Jr., Darrell	2017
Langley, Michael	2003
Lanham, Bill	1973-74
LaPointe, Larry	1965-66-67
Lardani, Ray	1960
Larkin, Eric	1981-82
LaRussa, James	1952



ALL-TIME LETTERMEN

Ludwig, Steve	1974-75	Mason, George	1975-76-77
Lumelski, Zev	1991-92-93-94	Mastellone, Pete	1948-49-50
Lutes, Ed	1950-51	Masters, Brett	1981
Luttrell, Larry	1994	Masterson, Robert	1935-36-37
Lyden, Joe	1949-50	Mastro, Salvatore	1934-35-36
Lyons, Herman	1927-28	Matherson, Paul	1932

M

Mabry, Jerrell	2006-07	Matlock, John	1963-64-65
MacDowell, Buz	1969-70	Matthews, Gralyn	1975-76
MacIntyre, George	1958	Matthews, Wiley	1969-70
Mack, Rod	1996-97-98-99	Maulty, Stanley	1961-62
Mack, Tremain	1994-95-96	Maxey, Marcus	2002-03-04-05
Maddox, Maurice	1984-86	Mayes, Ryan	2016
Mahon, Gary	1985-86-87-88	Mayhew, Jon	1959-60
Mahoney, Hayden	2017	Mazejka, Ernest	1945-46-47
Majewski, Bill	1968-69	McCarthy, Colin	2006-07-09-10
Makarevich, Frank	1975-76	McCloskey, Jack	1950-51
Maler, Jim	1976	McCloud, Zach	2016-17
Malley, Jeff	2003-04	McClover, Darrell	2000-01-02-03
Mallios, Harry	1950-51-52	McCord, Tyriq	2012-13-14-15
Malloy, Gordon	1952-53-54	McCray, Teraz	2004-05-06-07
Mann, Jonathan	2003	McCreary, William	1944
Marcantonio, Steve	1972-73-74	McCrimmon, Steve	1937-38-39
Marion, Fred	1978-79-80-81	McCullough, Jason	1995
Mariscal, Dan	1985-86	McCutcheon, Kevin	1985-86
Mariutto, Don	1950-51-52	McDermott, Kc	2014-15-16-17
Mark, Greg	1986-87-88-89	McDermott, Shane	2011-12-13-14
Markowski, Stan	1959-60	McDonald, Dave	1949
Marler, Sylvan	1945	McDonald, Frank	1951-52-53-54
Marley, Rohan	1992-93-94	McDougal, Robert	1941-42-46
Marshall, Alfonso	2000-01-02-03	McDougle, Jerome	2001-02
Marshall, Sheven	1998-99	McDowell, Bubba	1985-86-87-88
Martens, Raymond	1930	McFadden, Doug	1985-86
Martin, Don	1974-75	McGahee, Willis	2001-02
Martin, Leo	1949-50-51	McGee, Brandon	2009-10-11-12
Martin, Sylvester	1953-54-55	McGee, Doug	1965-66-67
Martinez, Willie	1983-84	McGrath, Joe	2001-02-03
Marucci, Jason	1990-91-92	McGriff, John	1927
Marve, Robert	2008	McGriff, John	1975-76-77
Maryland, Russell	1987-88-89-90	McGuire, Stephen	1989-90-91-92
Marzella, Sam	1942	McGuirt, Jimmy	1966-67
		McIntosh, R.J.	2016-17
		McIntosh, Roger	2002-03-04-05



ALL-TIME LETTERMEN

McKinnie, Bryant	2000-01	Monroe, Karl	1976-77-78
McMeans, Tyler	2004-05	Montanti, Dennis	1964
McMillan, Dyral	1995-96	Mooney, George	1941-42
McMillan, Kenny	1977-78	Moore, Earl	2012-13, 2015
McMillian, Jerry	1965	Moore, Joe	1989-90-91
McMurray, Darin	1983-84-85	Moore, Lenny	1982-83
McNally, Sean	2012-13	Moore, Mike	1982-83-84
McNeal, Shawnbrey	2007-08	Moore, Ryan	2003-04-05-06
McNeil, Ryan	1989-90-91-92	Morgan, Dan	1997-98-99-2000
McPartland, Will	1998-99-2000	Morgan, Tim	1973-74-75-76
McVeigh, John	1984-85	Morris, Stephen	2010-11-12-13
Medearis, Rusty	1990-91-92-94	Morris, Victor	1983-84-85-86
Melear, John	1951-52	Morse, Derrick	2004-05-06-07
Mell, John	1944-45-46	Moser, Aaron	1998-99-2000
Melwid, John	1955	Mosketti, Robert	1952
Mercer, Ivan	1999-2000	Moskos, Jim	1957
Mercier, Richard	1995-96-98-99	Moss, Santana	1997-98-99-2000
Mercurio, Marion	1928-29-30	Moss, Sinorice	2002-03-04-05
Meriweather, Brandon	2003-04-05-06	Moss, Tyrone	2003-04-05-06
Michaels, George	1990-91	Moss, Winston	1983-84-85-86
Mick, Gary	1969-71	Mosso, Carl	1946-47-48
Middleton, John	1931-32	Moten, Anthony	2014-15-16-17
Miller, Bill	1965-66-67	Moyer, Ed	1945-46-47-48
Miller, Bill	1959-60-61	Mugler, Glenn	1952
Miller, Dan	1978-79-80-81	Muhammad, Al-Quadin	2013, 2015
Miller, Eric	1988-89-90-91	Mundrick, Scott	1970
Miller, Lamar	2010-11	Murphy, Bill	1971
Miller, Phil	1976	Murray, Krishna	1995
Millican, Pat	1977-78	Musante, Andrew	1942
Mills, Austin	1927-28	Myers, Chris	2001-02-03-04
Mills, Reuben	1959-60	Myers, Leonard	1997-98-99-2000
Minie, Steve	1984		
Mira, George, Sr.	1961-62-63		
Mira, George, Jr.	1984-85-86-87		
Mira, Joe	1965-66-67		
Miranda, Jesus	1976-77		
Mirilovich, Jon	1957-58-59		
Mirto, Joe	1965-66-67		
Mitchell, Eldridge	1972-73-75-76		
Mitchell, Theron	1958		
Mollinea, Al	1981		
Moncur, Eric	2005-06-07		
Monroe, Brian	2003-04-05-06		
Monroe, Earl	1975-76-77		

N

Nanton, Javon	2003-04-05
Napoli, Chris	2003-04
Nardulli, Frank	1953
Neal, Speedy	1980-81-82-83
Nealon, Robert	1942
Neely, Damond	1995-97-98
Nelms, Cory	2009-10
Nelson, Bob	1978-79-80-81
Nettles, Nick	2000
Newbill, Richard	1988-89

ALL-TIME LETTERMEN

Newcomb, Vester	1956-57	Owens, Burgess	1970-71-72
Newman, Bob	1946	Owens, Darrion	2014, 2016-17
Nicolas, JoJo	2007-08-10-11		
Nicolas, Scott	1978-79-80-81		
Nixon, Herman	1976		
Njoku, David	2015-16		
Nock, James	1964-65		
Nodoline, Frank	1957		
Nolan, Robert	1952-53-54-55		
Noppenberg, John	1937-38-39		
Norton, Kendrick	2015-16-17		
Novak, Andy	1946-47-48-49		
Novak, Jack	1958-59		

O

O'Boyle, Leo	1951	Pagley, Vincent	1951-52
O'Brien, Jim	1927-28	Palewicz, Al	1969-71-72
O'Connell, Ken	1971	Palmer, Jeff	1974-75-76
O'Connor, Paul	1984-85-86	Panfil, Barry	1987-88
O'Day, John, Sr.	1930-31-32	Panker, Joe	1934-35-36
O'Day, John, Jr.	1959-60	Panno, Phil	1952
O'Donnell, Jake	2015	Panther, Mark	1962
O'Donnell, Pat	2013	Parish, Earnest	1985-86-87-88
Odogwu, Sunny	2014-15-16	Parker, Charles	1968-69
O'Gara, Bob	1975-76-77	Parr, Steve	1971
Ojomo, Adewale	2008-10-11	Parrish, Roscoe	2002-03-04
O'Leary, Jack	1948	Parsons, Van	1961-62
O'Mahony, James	1960-61-62	Paskewich, Frank	1937-38-39
O'Neal, Maston	1940	Pasley, Stanley	2003-04
O'Neill, John	1985-86-87-88	Pata, Bryan	2003-04-05-06
Oesovich, John	1937-39	Patchan, Matt	1985-86-87
Okell, George	1929-30-32	Patrick, Kevin	1990-91-92-93
Oliver, Darryl	1983-84-85-86	Patterson, Tom	1991-92-93
Oliver, Ed	1953-55-56	Patton, Martin	1990-91
Oliver, Kenny	1985	Paul, Gionni	2011-12
Olivo, David	1966-67-68	Payne, Jack	1951-52
Olsen, Greg	2004-05-06	Payton, Jarrett	1999-2001-02-03
Omiencinski, Tom	1966-67	Pearson, Malcolm	1991-92-93-94
Opalsky, Vincent	1967-68-69	Peattie, Jon	2003-04-05-06
Oram, Hal	1928	Peasley, John	1980
Ortega, Buck	2002-03-04-05	Pegues, Chad	1995-96-97
Ott, John	1932-33-35	Peguese, Willis	1986-89
Otto, Jim	1957-58-59	Penny, J.C.	1984-85-86
		Pepsin, Thomas	1952-53-54
		Perez, Gregory	1968-69
		Perkins, Bill	1971
		Perrelli, Matt	2006-08-09
		Perriman, Brett	1984-85-86-87
		Perrin, Tom	1944
		Perry, David	2011-12
		Perry, Charles	2015-16-17
		Perry, Ricky	1992-93-94-96
		Perryman, Denzel	2011-12-13-14



ALL-TIME LETTERMEN

Peterniche, John	1931-32
Petetti, Carl	1991
Petroski, Joseph	1941
Petrowski, Pete	1933-34-35
Pharms, Charles	1988-89-90-91
Phillips, Kenny	2005-06-07
Phillips, Randy	2005-06-07-09
Phillips, Stanley	1931-32-34
Phillips, Willie	1993-94
Pickett, Booker	1993-94-95-96
Pickett, Malcolm	1934
Pierce, Jerry	1966-67-68
Pierre, Olsen	2011-12-13-14
Pigza, Mike	1985-86-87-88
Pinckney, Michael	2016-17
Pinckney, Vincent	1944-45
Pinkston, Jim	1973-74-75
Piper, Wally	1952
Pipho, Matt	2006-07-08-09
Pisani, Dominic	1973-74
Pittard, George	1937-38-39
Plasman, Howard	1941
Plevel, Joe	1956-57-58
Pokorney, Jim	1978-79-80
Pollock, Richar	1942
Ponder, Lovon	2005-06-07-08
Poole, Bill	1957-58
Poore, James	1937-38-39
Popovich, Jeff	1996-97-98-99
Porter, Curtis	2009-10-12-13
Portis, Clinton	1999-2000-01
Pou, Alex	2003-04-05-06
Pratt, Thomas	1953-54-55-56
Presnell, James	1952
Prewitt, Dane	1992-93-94-95
Procida, Sam	1944
Proctor, Basil	1986
Proctor, Ron	1971
Provin, Scott	1986-87
Puckett, Scott	1998-99-2000-01
Puglisi, Frank	1931
Pytel, Lew	1968-69

Q

Quarterman, Shaquille	2016-17
Queer, Barry	1964

R

Radford, Henry	1973
Rajsich, Rob	1977-78
Rakoczy, Gregg	1983-84-85-86
Ramsbotham, Ernest	1930
Raski, Stan	1937-38-39
Ratesic, Patrick	1963-64
Reddick, Anthony	2004-05-06-08
Redwine, Sheldrick	2015-16-17
Reed, Edward	1998-99-2000-01
Reeh, Daryl	1971
Reeves, Gene	1955
Regis, Micanor	2008-09-10-11
Regula, Ronald	2013-14
Reichgott, George	1931-32-33
Reinhart, Frank	1959-60-61
Remmy, Fred	1958-59
Renfrow, Justin	2013
Reyes, Manny	1975-76-77
Reynaud, Alan	1972-73-74
Reynolds, Jerry	1960-61-62
Rhodes, Jevon	1998-99-2000
Richards, Ahmmon	2016-17
Richard, Chuck	1969-70-71
Richardson, C.J.	1991-92-93-94
Richt, Mark	1978-80-81-82
Ridgley, Eugene	1994-95-96-97
Riesman, Albert	1932
Riley, Mike	1969-70-72
Riley, Patrick	1991-92-93-94
Ritchie, Wilmore	1972-73-74
Rizzo, Ben	1960-61-62
Roan, Lorenzo	1979-80-81
Roberts, Alfredo	1984-85-86-87
Roberts, Fred	1981
Roberts, Kevin	1975-76-77
Robertson, Cushman	1930
Robey, Steve	1970-71



ALL-TIME LETTERMEN

Robinson, Fred	1981-82-83	Sampson, Robert	1997-98-99
Robinson, Kylan	2007-08-09-10	Sanders, Billy	2010
Robinson, Luther	2010-12-13	Sandie, Bill	1956
Robinson, Marcus	2008-09-10-11	Sandifer, Kirk	1988
Robinson, Oscar	1974	Sandland, Beau	2013
Robinson, Ray	1940-41	Sands, Ethenic	1999-2000-01-02
Robinson, Richard	1965-66-67	Sapp, Carl	1938-39-40
Rochford, John	2004-05-06-07	Sapp, Earl	1941-42
Rodberg, Allan	1952-53-54-55	Sapp, Warren	1992-93-94
Rodgers II, Kacy	2010-11-12-13	Savini, Bud	1962-63
Rodrigue, Mike	1978-79-80-81	Savoca, Vic	1959-60-61
Rodriguez, Joel	2001-02-03-04	Scarborough, Buddy	1970-71
Rodriguez, Nelson	1996-97	Scarnecchia, Sam	1955-56
Rogers, Joseph	2014-15	Scavella, Steadman	1973-74-75
Rolle, Antrel	2001-02-03-04	Schaefer, Bill	1986-87
Rolle, Omar	1995-97	Schaap, Steve	1968-69-70
Romberg, Brett	1999-2000-01-02	Schemer, Mike	1939
Rosbaugh, Bob	1958-59	Schirmer, Bill	1964-65-66
Rose, Warren	1934-35-36	Schmidt, Joe	1968-69-70
Rosen, Al	1943	Schmitt, Paul	1969
Rosier, Malik	2015, 2017	Schneiderbach, Robert	1950-51-52
Rosinski, Steve	1987-88	Schneider, James	1967-68-69
Ross, Fred	1972-73	Schnellenberger, Stu	1982-83
Rostron, Fred	1930	Schnupp, Eric	1997-98-99
Roughen, Rick	1979	Schottenheimer, Kurt	1969-70
Rouviere, Whitey	1952-53-54-55	Schuler, Harold	1946-47
Ruel, Golden	1971-72	Schultz, Joseph	1952
Rumph, Mike	1998-01	Schultz, Leon	1942-43
Rush, Mark	1979-80-81-82	Scott, Dennis	1994-95-96-97
Russell, Twan	1993-94-95-96	Scott, James	1999-2000-01-02
Russo, Art	1948	Scott, LaVaar	1999-2000-01
Russo, Don	1965-66-67	Scott, Rashawn	2011-12-13-14-15
Rutledge, Chris	2005-06-07-08	Searcy, Leon	1988-89-90-91
Ruzomberka, Edward	1941-42, 46	Sears, Harold	1971-72
Ryder, Nick	1960-61-62	Sebald, Brandon	2002-03-04
		Sedley, Tom	1976-77-78
		Seelig, Mark	1984-85-86
		Seely, James	1968-69
		Seibel, William	1956
		Seigler, Dexter	1990-91-92-93
		Seiple, Todd	1991
		Selmer, Brian	1973-74-75-76
		Semerene, Jon	2015

S

Saey, Art	1946-47-48
Saladino, Tony	1962-63-64
Salemi, Nelson	1965-66
Salinger, Jeff	1978-79
Salisbury, Don	1937-38-39



ALL-TIME LETTERMEN

Settembre, Ernest	1945-46-47-48	Smith, Elmer	1948
Settle, Cecil	1944	Smith, Frank	1948-50-51
Shakespeare, Stanley	1983-84	Smith, Kris	2004
Shannon, Randy	1985-86-87-88	Smith, Mark	1978-79-80
Shannon, Xavier	2008	Smith, Michael	1996-97-98-99
Sharpe, Bill	1975	Smith, Mike	2016-17
Sharpe, Glenn	2002-03-06-07	Smith, Nate	2001
Sharpton, Darryl	2006-07-08-09	Smith, Nelson	1995
Shields, John	1954-56	Smith, Norman	1930
Shields, Sam	2006-07-08-09	Smith, Pee Wee	1988-89
Shinn, Charles	1934-35-36	Smith, Phil	1965-66-67
Shipman, Al	1993-94	Smith, Ray	1943
Shirey, Brad	1990-91-92	Smith, Roland	1987-88-89-90
Shiver, Rex	1950-51-52	Smith, Russell	1963-64-65
Shockey, Jeremy	2000-01	Smith, Steve	1965-66-67
Short, Baraka	1991-92-93-94	Smith, Tom	1971-72
Shrader, Clive	1947-48-49	Smith, William	1952-53
Siegel, John	1955	Smith, Willie	1984-85
Sievers, Todd	1998-2000-01-02	Snowden, Charles	1946
Sikes, Maurice	2000-01-02-03	Snowden, Crumpton	1938-39-40
Sikora, James	2001-02-03	Snowden, Olin	1932
Sileo, Dan	1986	Snyder, Paul	1990-91-92
Siler, Frank	1929-30-31	Sobeck, John	1944
Simmons, Malcolm	1977-79	Solie, Lloyd	1927-28-29-30
Simon, James	1961-62	Sopko, Mike	1971
Sims, Jack	1962-63-64	Sorensen, Dick	1967-68-69
Sinclair, Ian	1983-84	Sparks, Hoyt	1962-63
Sisk, John	1962-63	Spence, Sean	2008-09-10-11
Sisk, Ken	1982-83	Spencer, Darryl	1988-90-91-92
Sissman, Mike	1932-33-34	Spicer, Jack	2017
Sixkiller, Andy	1964-65	Spinelli, Nick	1962-63
Skoog, Karl	1968	Spinelli, Vincent	1945
Smatana, John	1981-82-83	Square, John	2001-02-03
Smerdel, Joe	1961-62-63	St-Pierre, Jonathan	2005
Smith, Al	1944-45	Staffier, Steve	1984-86
Smith, Andrew	2008-09-10-11	Stafford, Robert	1950
Smith, Brian	1985-86	Standifer, Jim	1976
Smith, Cannon	2008	Stange, Kurt	2004
Smith, Dan	1998-99	Stanish, Todd	1984-85
Smith, Darius	2011-12	Stanley, Ed	1977
Smith, Darrin	1989-90-91-92	Stanley, Joe	1959
Smith, Derrick	2017	Stanley, Richard	1976
Smith, Don	1975-76-78	Stanley, Robert	1965

ALL-TIME LETTERMEN

Stanton, Robert	1927	Symonette, Alan	1992-93-94-95
Starks, Duane	1996-97	Symonette, Ian	2006-07-08-09
Stawarz, Tony	1967-68-70		
Steiner, William	1938-39-40		
Stephens, James	1964	T	
Stephens, Owen	1985	Tassotti, Dan	1952-53
Stewart, Bob	1955-56-57	Tatarek, Bob	1965-66-67
Stewart, David	1979-80-81	Taylor, Bob	1968
Stewart, Demetri	2006	Taylor, Bob S.	1970
Stewart, James	1993-94	Taylor, Jeffrey	1994-95-96-97
Stewart, Michael	2000	Taylor, Rod	1967-68
Stewart, Terry	1957	Taylor, Sean	2001-02-03
Stinson, Brian	1998-99-2000	Teal, David	1967-69-70
St. Louis, Tyree	2015-16-17	Tedder, Phil	1951
Stockdale, Grant	1938-39	Telesmaque, Vaughn	2009-10-11-12
Stokes, Bob	1966	Tella, Tony	2002-03-04-05
Stokes, John	1954	Tellison, A.C.	1991-92-93-94
Stolk, Wilfred	1950-51	Terry, Gabe	2013
Stone, Dean	1968-69-70	Testaverde, Vinny	1982-84-85-86
Stranahan, Kyle	1990-91	Tezanos, Ralph	1974-76
Stransky, Fred	1968-69	Thomas, Chad	2014-15-16-17
Strawbridge, Rick	1968-69	Thomas, Derron	2005-06-07-08
Streeter, Ron	1974	Thomas, Jeff	2017
Streeter, Tommy	2009-10-11	Thomas, Joe	1944
Streicher, Gary	1972-73	Thomas, Lamar	1989-90-91-92
Streiter, Bob	1961-62	Thomas, Santonio	2000-01-03-04
Strimple, David	2006-07	Thomas, William	1927
Stubbs, Daniel	1984-86-87	Thompkins, Kendal	2009-10-11-12
Sullivan, Jim	1974	Thompson, Dave	1973-74-75
Sullivan, Mike	1987-88-89-90	Thompson, Gary	1968
Sullivan, Tom	1969-70-71	Thompson, Lawrence	1980-81-82
Sunderland, John	1949-50	Thompson, Sean	1989-90-91
Sutter, Robert	1946-47	Thompson, Tommy	1932-33-34
Sutton, James	1997-98-99	Thompson, Woody	1972-73-74
Sutton, Otis	1927-28-29	Threat, Greg	2002-03-04-05
Sutton, Otis B.	1932	Timmons, George	2005
Sutton, Reggie	1983-84	Timmons, Racey	1960-61-62
Swain, John	1977-78-79-80	Timmons, Taylor	1976-77-79
Swan, Rick	1964	Tobey, Ernest	1953-54
Swasey, Andrew	2011-12	Tobin, John	1939-40-41
Sweeney, Matt	1996-97-98-99	Tocco, Tony	1965-66
Sweeting, Walt	1971-72-73	Tokarski, Gary	1975-76
Sydnor, Dave	1973-74-75	Tolson, Jordan	2013-14



ALL-TIME LETTERMEN

Torretta, Geoff	1985-86
Torretta, Gino	1989-90-91-92
Totterdale, Bill	1940
Tracy, Phil	1967-68
Trathen, Dick	1944
Tremont, Elmer	1950-51
Triay, Jim	1966-67
Trobliger, Bernard	1940-41
Trocolor, Bob	1968-69-70
Trosch, Gene	1964-65-66
Trout, Bill	1967-68-69
Trower, Dick	1969-70-71
Trump, A.J.	2006-07-08-09
Tucek, John	1964-65-66
Tucker, Arnold	1943
Tucker, Syii	1992-93-94-95
Tucker, Walter	2013-14-15
Turchetta, Tom	1970-71
Turner, John	1974-75-76-77
Turner, Mike	1967-68-69
Tuten, Rick	1983-84
Tuttle, Leonard	1927

U

Upperco, Pete	1978-79
Upton, Mike	1964
Urbanowicz, Hank	1966-67
Uribe, Alex	2009

V

Vaccarelli, Anthony	1935-36-37
Vaccaro, Jim	1945
Vacchio, Mike	1949-50
Valdez, Wilber	1998-99
Valerio, Rick	1975-76-77-78
Vanderwende, Kyle	1982-83-84
Van Dyke, DeMarcus	2007-08-09-10
Vari, Armand	1950-51-52
Varone, John	1955-56-57
Vasiloff, Bill	1956-57
Vasu, George	1954

Verkuilen, Dave	1960
Vernon, Oliver	2009-10-11
Vickers, Kipp	1989-90-91-92
Vilma, Jonathan	2000-01-02-03
Vogel, Justin	2014-15-16
Volcy, Jean	2004-05
Vollenweider, James	1959-60-61
Vujanov, Garry	1970-71

W

Wahnee, Jim	1965-66
Walters, Tracy	1986-87-88
Walden, Terrell	2005-06
Walford, Clive	2011-12-13-14
Walker, Carl	2000-01-02-03
Walker, Keith	1983-84
Walker, Pat	1977-78-79-80
Walker, Ronnie	1975-76
Wallace, Don	1956-57-58
Wallick, Gregg	1974-75-76
Walsh, Chris	1994
Walsh, Steve	1987-88
Walters, Matt	1999-2000-01-02
Walton, Mark	2015-16-17
Ward, Alvin	1981-82-83-84
Ward, Nick	1995-97-98-99
Washington, Brandon	2009-10-11
Waters, Herb	2012-13-14-15
Watson, Gordon	1949-50
Watson, John	1970
Watt, Walter	1941-42-43-44
Watts, John	1959
Watts, William	1960-61
Wayne, Reggie	1997-98-99-2000
Weaver, Bobby	1961
Weaver, Jarrell	2000-01-02-03
Weaver, Jermell	2000-01
Webster, Nate	1998-99
Wehner, Mike	1994-95-96-97
Weisacosky, Ed	1963-64-65
Welch, Bill	1982
Welch, Michael	2016

HISTORY



ALL-TIME LETTERMEN

Wells, Hunter	2013-14-15	Wilson, Jim	1999-2000-01-02
Werl, Robert	1962-63-65	Wilson, Larry	1959-60-61
Wesley, Steven	2007-08-09	Wilson, Larry	1975-76
West, Isaiah	1980-81-82	Wilson, Larry	1970-71
Wheeler, Jared	2010-11-12-13	Wilson, Lee	1946
Whipple, Spencer	2010-11	Wilson, Reggie	1933-34
White, Corey	2010	Wilson, Rex	1964-65
White, Ken	1970-71-72	Wimberly, Marcus	1993-94-95-96
White, Mike	1975-76-77	Wimbs, Cyrim	2004-05-06-07
White, Paul	1990-91-92-93	Winslow, Kellen	2001-02-03
White, Phillip	1927	Winston, Eric	2002-03-04-05
White, Shelton	1945	Wise, Ty	1996-97-98-99
Wieclaw, Jake	2011-12	Wohleb, Bruce	1973-74
Wiggins, Doug	2007	Wolcuff, Nicholas	1934-35-36
Wignall, Fred	1927-28	Wollschlager, Anthony	2003-04-05-06
Wike, Dave	1939	Wood, Hayes	1927
Wilber, John	1964	Woodus, Robert	1992-93-94
Wilder, De'Andre	2017	Woolum, Kerry	1968
Wilfork, Vince	2001-02-03	Word, Jim	1971
Wilkinson, Charlie	1928-29	Wright, Alton	2003-04
Wilkins, Ed	1999-2000-01-02	Wright, Cedrick	2016
Williams, Andrew	2001-02	Wright, Kyle	2004-05-06-07
Williams, D.J.	2000-01-02-03	Wright, Leon	1943
Williams, Darryl	1989-90-91	Wunder, Bill	1940-41
Williams, David	2001-02	Wyche, Michael	2014
Williams, Eddie	1982-83	Wysock, Joe	1973-74
Williams, Johnny	1972-73-74		
Williams, Kevin	1990-91-92		
Williams, Leon	2002-03-04-05		
Williams, Lester	1978-79-80-81		
Williams, Marquez	2016		
Williams, Mike	2011		
Williams, Nick	1995-96-97-98		
Williams, Reed	1928-29		
Williams, Robert	1998-99-2000-01		
Williams, Ryan	2012-13-14		
Williams, Warren	1984-85-86-87		
Williams, Willie	2005		
Wilson, Adrian	1997-98		
Willis, Gerald	2016		
Wilson, Bob	1961-62		
Wilson, Chad	1992-93-94		
Wilson, Jay	1970		

Y

Yaffa, Bernard	1964-65
Yanda, Charles	1960-61
Yarbrough, Bonnie	1956-58
Yearby, Joseph	2014-15-16
Yosha, Brandon	2012
Young, Juwon	2014-15
Young, Malek	2016-17
Youngblood, Reggie	2005-06-07-08
Yovicsin, Tony	1946-47

Z

Zachary, Art	1964-65
Zampogna, Francesco	2004-05-06-07
Zappala, Greg	1980-81-82

HISTORY



ALL-TIME LETTERMEN

Zelch, David
Zellner, Chris

1961-62
2005-06-07-08



HISTORY

ATTENDANCE

HOME ATTENDANCE

YEAR	G	W/L/T	TOTAL	AVERAGE
1937	7	4-3-0	65,261	9,323
1938	7	7-0-0	91,118	13,017
1939	8	4-4-0	133,820	16,727
1940	9	3-6-0	151,535	16,837
1941	9	7-2-0	184,840	20,538
1942	8	6-2-0	84,077	10,509
1943	5	4-1-0	70,256	14,051
1944	9	1-7-1	118,357	13,150
1945	9	7-1-1	186,454	20,717
1946	8	6-2-0	233,390	29,173
1947	8	2-6-0	228,796	28,599
1948	8	3-5-0	280,446	35,056
1949	8	5-3-0	319,449	39,931
1950	7	6-0-1	255,626	36,518
1951	8	7-1-0	339,963	42,495
1952	9	4-5-0	248,781	27,642
1953	7	4-3-0	223,259	31,894
1954	7	7-0-0	306,162	43,737
1955	7	5-2-0	321,347	45,907
1956	8	6-1-1	328,672	41,084
1957	8	4-3-1	327,230	40,904
1958	7	1-6-0	235,325	33,618
1959	7	5-2-0	268,718	38,388
1960	8	6-2-0	390,944	48,868
1961	7	4-3-0	289,004	41,286
1962	6	5-1-0	312,030	52,005
1963	7	1-6-0	311,775	44,539
1964	7	3-3-1	250,603	35,800
1965	6	3-2-1	294,979	49,163
1966	6	5-1-0	236,830	39,471
1967	6	4-2-0	295,843	49,307
1968	5	4-1-0	194,460	38,892
1969	7	4-3-0	289,306	41,329
1970	6	2-4-0	155,142	25,857
1971	8	3-5-0	238,294	29,787
1972	5	4-1-0	110,566	22,113
1973	6	2-4-0	191,767	31,961
1974	6	3-3-0	127,066	21,177
1975	6	1-5-0	140,859	23,476
1976	5	3-2-0	86,180	17,236
1977	5	2-3-0	174,209	29,642
1978	4	3-1-0	83,912	20,978
1979	4	4-0-0	104,262	26,065
1980	5	4-1-0	120,007	24,001
1981	6	6-0-0	239,106	39,851
1982	6	5-1-0	180,602	30,100
1983	5	5-0-0	222,839	44,555
1984	5	2-3-0	247,852	41,309
1985	5	4-1-0	225,353	45,070
1986	6	6-0-0	291,427	48,571
1987	7	7-0-0	377,444	53,920
1988	7	7-0-0	371,742	53,106
1989	6	6-0-0	309,805	51,634
1990	6	6-0-0	372,577	62,096
1991	6	6-0-0	347,785	57,964
1992	6	6-0-0	334,052	55,675
1993	6	6-0-0	287,319	47,887

YEAR	G	W/L/T	TOTAL	AVERAGE
1994	6	5-1-0	361,986	60,331
1995	6	6-0-0	229,223	38,204
1996	6	3-3-0	249,670	41,612
1997	6	3-3-0	173,495	28,916
1998	6	4-2-0	259,209	43,202
1999	6	5-1-0	235,578	39,263
2000	6	6-0-0	350,578	58,430
2001	6	6-0-0	282,972	46,162
2002	6	6-0-0	417,233	69,539
2003	7	6-1-0	406,945	58,135
2004	6	4-2-0	354,803	59,134
2005	6	4-2-0	271,862	45,310
2006	7	5-2-0	293,359	41,908
2007	7	4-3-0	305,124	43,589
2008	6	4-2-0	277,792	46,299
2009	6	5-1-0	285,306	47,551
2010	6	3-3-0	309,056	51,509
2011	7	4-3-0	340,576	48,654
2012	6	4-2-0	286,315	47,719
2013	7	6-1-0	376,857	53,837
2014	7	5-2-0	367,623	52,518
2015	6	5-1-0	285,363	47,560
2016	6	4-2-0	351,434	58,572
2017	8	7-1-0	469,454	58,682

LARGEST HOME CROWDS

	TOTAL	OPPONENT	YEAR
1.	81,927	Florida State	2002
2.	81,753	Nebraska ⁴	1995
3.	81,634	Notre Dame	1989
4.	80,905	Florida State	2000
5.	80,396	Florida State	1990
6.	80,227	Florida	1985
7.	79,932	Florida	2003
8.	79,480	Nebraska ³	1989
9.	78,622	Florida State	2004
10.	78,114	Washington	2001
11.	77,836	Florida State	1988
12.	77,747	Nebraska	1992
13.	77,410	Virginia Tech	2000
14.	77,338	Florida State	1992
15.	77,265	Notre Dame	1967
16.	77,224	Florida	1987
17.	77,010	Florida State	1994
18.	76,968	Florida	2013
19.	76,640	Notre Dame	1987
20.	76,530	Florida State	2014
21.	76,108	Virginia Tech	2002
22.	75,913	Florida State	1996
23.	75,723	Penn State	1991
24.	75,685	Notre Dame	1955
25.	75,115	Florida State	2010
26.	74,760	Oklahoma ²	1988
27.	74,427	Penn State	1999
28.	74,292	Florida A&M	1992
29.	73,817	Florida	1981
30.	73,622	Boston College	2002
31.	73,328	Florida State	2012



ATTENDANCE

TOTAL	OPPONENT	YEAR	TOTAL	OPPONENT	YEAR	
32.	72,549	Nebraska ¹	7.	90,833	Florida	2008
33.	71,842	Houston	8.	91,585	Nebraska	2014
34.	71,451	Oklahoma	9.	86,287	Ohio State	1977
35.	70,934	Florida	10.	85,777	Florida	2002
36.	70,420	Iowa	11.	85,357	Oklahoma	2007
37.	68,548	Florida A&M	12.	84,409	Florida State	2013
38.	68,077	Notre Dame	13.	84,347	Florida State	2005
			14.	84,336	Florida State	2003
			15.	84,165	Texas A&M	2008
			16.	83,661	Penn State	1980
			17.	82,329	Florida State	2015
			18.	82,322	Florida State	2011
			19.	81,077	Florida State	2009
			20.	80,967	Florida State	1999
			21.	80,795	Notre Dame	2016
			22.	80,350	Florida State	1995
			23.	80,165	Florida State	1997
			24.	79,500	LSU	1988
			25.	77,813	Florida State	1993
			26.	77,532	Penn State	1979
			27.	76,231	Nebraska	1975
			28.	76,217	Michigan State	1989
			29.	76,155	Nebraska	1976
			30.	75,008	Oklahoma	1985
			31.	74,875	Florida	1986
			32.	74,653	Texas	1981
			33.	74,157	Washington	2000
			34.	73,907	Florida	1983
			35.	73,500	South Carolina	1986
			36.	71,864	Florida	1982
			37.	71,189	USC	1968
			38.	70,397	Iowa	1992
			39.	70,222	West Virginia	1993
			40.	67,979	LSU	1966

1 — 1984 Orange Bowl Classic (Jan. 2, 1984)
 2 — 1988 Orange Bowl Classic (Jan. 1, 1988)
 3 — 1989 Orange Bowl Classic (Jan. 2, 1989)
 4 — 1995 Orange Bowl Classic (Jan. 1, 1995)

LARGEST CROWDS - ANY

TOTAL	OPPONENT	YEAR
1.	109,313	at Penn State
2.	107,745	at Tennessee
3.	105,834	at Michigan
4.	105,454	at Ohio State
5.	105,403	at Michigan
6.	96,704	at Penn State
7.	93,781	vs. Nebraska ¹
8.	91,585	at Nebraska
9.	90,833	at Florida
10.	86,287	at Ohio State

1 — 2002 Rose Bowl (Jan. 3, 2002)

LARGEST ROAD CROWDS

TOTAL	OPPONENT	YEAR
1.	109,313	Penn State
2.	107,745	Tennessee
3.	105,834	Michigan
4.	105,454	Ohio State
5.	105,403	Michigan
6.	96,704	Penn State

HISTORY





THE UNIVERSITY MIAMI SPORTS HALL OF FAME

- Randy Ableman (diving coach)
- Hal Allen (football coach)
- Patrina Allen (track & field)
- Will Allen (basketball)
- Yonder Alonso (baseball)
- Ottis Anderson (football)
- Jodi Appelbaum Steinbauer (tennis)
- Ray Arky (football)
- Jessie Armstead (football)
- J.D. Arteaga (baseball)
- Woody Austin (golf)
- Dr. Bowman F. Ashe (UM president)
- Rod Ashman (football, basketball)
- Wilbert Bach (sports information)
- Pete Banaszak (football)
- Mike Barnes (football)
- Micheal Barrow (football)
- Rick Barry (basketball)
- Wayne Beckner (basketball)
- Tom Beier (football)
- Ray Bellamy (football)
- Bill Bennett (track)
- Lloyd Bennett (track and swimming coach)
- Albert Bentley (football)
- Sharon Berg (swimming)
- Stanley "Skip" Bertman (baseball coach)
- Al Besselink (men's golf)
- Warren Bogle (baseball)
- Don Bosseler (football)
- Bennie Blades (football)
- Octavia Blue (women's basketball)
- Megan Bradley (tennis)
- Ryan Braun (baseball)
- Melvin Bratton (football)
- Melissa Briley-Mieras (diving)
- Chanivia Broussard (women's basketball)
- Eddie Brown (football)
- Eric Brown (basketball)
- Jerome Brown (football)
- Janet Buchanan-Kerr (swimming)
- Dr. Charles Burbacher (team doctor)
- Pat Burrell (baseball)
- Andrew Burrow (tennis)
- Jim Burt (football)
- Britney Butcher (soccer)
- Edward "Red" Cameron (football, boxing)
- Whitey Campbell (football, basketball, baseball coach)
- Al Carapella (football)
- Rubin Carter (football)
- Sy Chadroff (basketball, baseball)
- Nick Chickillo (football)
- Rob Chudzinski (football)
- Davian Clarke (track & field)
- Tony Cline (football)
- Audra Cohen (women's tennis)
- Julius Cohen (basketball)
- Larry Coker (football coach)
- Dan Connors (football)
- Ed Contreras (baseball)
- Horace Copeland (track)
- Alex Cora (baseball)
- Jim Cox (football)
- Pat Cramer (tennis)
- Tony Cristiani (football)
- Nathaniel Crosby (golf)
- Maurice Crum (football)
- Fran Curci (football, football coach)
- Don Curnutt (basketball)
- Dan Davies (baseball)
- Paul Dee (athletic director)
- Amy Deem (women's track coach)
- Bill Deering (track and field)
- Dr. Mickey Demos (boxing)
- Paul Desjardins (golf)
- Bill Diaz (swimming coach)
- Eddie Dibbs (tennis)
- Carl DiBernardo (boxing)
- Dominique Darden (track and field)
- Jim Dooley (football, track)
- Ken Dorsey (football)
- Lin Dunn (women's basketball coach)
- Eddie Dunn (football, basketball, baseball, coach)
- Gary Dunn (football)
- Ian Duvenhage (women's tennis coach)



THE UNIVERSITY MIAMI SPORTS HALL OF FAME

Eddie Edwards (football)
Steve Edwards (men's basketball)
Judy Eller (golf)
Craig Erickson (football)
Dennis Erickson (football)
Lee Evans (reporter)
Jorge Fabregas (baseball)
Kevin Fagan (football)
Jeff Feagles (football)
Alex Fernandez (baseball)
Jaime Fillol (tennis)
Mike Fiore (baseball)
Chuck Foreman (football)
Dawn Frady (swimming)
Bubba Franks (football)
Ron Fraser (baseball coach)
Abe Friedman (basketball)
George Gallett (sports information)
Luis Garcia (tennis)
Greg Garlich (diving)
Charlie George (football)
Harry Ghaul (football, baseball)
Bryan Gillooly (diving)
Ron Godfrey (basketball coach)
Tom Gompf (swimming coach)
Joaquin Gonzalez (football)
Orlando Gonzalez (baseball)
Frank Gore (football)
Joe Grahe (baseball)
Danny Graves (baseball)
Dr. Joel Green (baseball)
Lise Gregory (tennis)
Matt Gribble (swimming)
Randy Guerra (baseball)
Andy Gustafson (football coach and athletic director)
Jack Hackett (football)
Bruce Hale (basketball coach)
Leonard Hamilton (basketball)
Penny Hammel (women's golf)
John Hammil (tennis)
Jack Harding (football coach, athletic director)
Robin Harmony (women's basketball)
Dennis Harrah (football)
Doris Hart (tennis)
Al Harum (tennis)
Janet Hass (women's tennis)
Bill Hawkins (football)
Neal Heaton (baseball)
Jeannie Hebert-Truax (women's basketball)
Ted Hendricks (football)
Devin Hester (football)
Dr. Bill Heuson (golf coach)
Dick Hickox (basketball)
Alonzo Highsmith (football)
Bobby Hill (baseball)
Randal Hill (football)
Charlie Hodgson (swimming and diving)
Kym Hope (women's basketball)
Carlos Huerta (football)
Aubrey Huff (baseball)
Isabella Hutchinson (women's athletics)
Michael Irvin (football)
James Jackson (football)
Stan Jakubowski (baseball)
Edgerin James (football)
Calvin James (baseball)
Don James (football)
Harvey James (football)
Tamara James (basketball)
Tim James (basketball)
Jon Jay (baseball)
Sam Jankovich (athletic director)
Jenny Keim Johansen (diving)
Andre Johnson (football)
Charles Johnson (baseball)
Jack Johnson (football)
Jimmy Johnson (football coach)
James Jones (men's basketball)
K.C. Jones (football)
Daphne Jongejans-Bousquet (diving)
Art Kehoe (football, football coach)
Jim Kelly (football)
Cortez Kennedy (football)
Tracy Kerdyk (golf)
Walter Kichefski (football, coach)



THE UNIVERSITY MIAMI SPORTS HALL OF FAME

- Bill Kimbrough (football)
- Tom Kearns (football, basketball, boxing)
- Chuck Klein (football)
- Bernie Kosar (football)
- Wayne Krenchicki (baseball)
- Ferne Labati (women's basketball)
- Phil Lane (baseball)
- Don Latimer (football)
- Lenny Layland (diving)
- Ann Laughlin (golf)
- Thom Lehman (baseball)
- Denny Leonard (football, boxing)
- Dale Lewis (tennis coach)
- Ray Lewis (football)
- Steve Lichtner (swimming)
- Ron Lippett (football)
- Jack Losch (football, baseball, track)
- Greg Louganis (diving)
- William "Bunny" Lovett (boxing, coach)
- William C. Luffer (tennis coach)
- Melinda Lyverse (swimming)
- Jorge Maduro (baseball)
- Dr. Harry Mallios (football, athletic director)
- Gordon Malloy (football)
- Rodney Mandelstam (tennis, soccer)
- Chris Mantilla (diving)
- Fred Marion (football)
- Greg Mark (football)
- Don Mariutto (football)
- Leo Martin (football)
- Russell Maryland (football)
- Pete Mastellone (football)
- Bob Masterson (football, boxing)
- Mike McCoy (basketball)
- Yolanda McCray (track and field)
- Frank McDonald (football)
- Willis McGahee (football)
- Bryant McKinnie (football)
- Ryan McNeil (football)
- Rusty Medearis (football)
- Katie Meier (women's basketball coach)
- Rich Mercier (football)
- Winston Moss (football)
- Jason Michaels (baseball)
- Bill Miller (football)
- Danny Miller (football)
- Tina Miller Lloyd (golf)
- George Mira Sr. (football)
- George Mira Jr. (football)
- Dan Morgan (football)
- Hart Morris (football, basketball coach)
- Ed Morris (basketball)
- Jim Morris (baseball coach)
- Jeff Morrison (baseball)
- Robbie Morrison (baseball)
- Cathy Morse (golf)
- Jerry Moss (tennis)
- Santana Moss (football)
- Gardnar Mulloy (tennis, and coach)
- Wyllesheia Myrick (track)
- Jack Nelson (swimming, and coach)
- Connie Nickel (administration)
- John Noppenberg (football)
- Jim Otto (football)
- Burgess Owens (football)
- Mike Pagliarulo (baseball)
- Dean Panaro (men's swimming and diving)
- Norm Parsons (administration, coaching)
- Kevin Patrick (football)
- Vicki Plowden (women's basketball)
- Clinton Portis (football)
- Tom Pratt (football)
- Larry Pyle (baseball)
- Rick Raether (baseball)
- Rio Ramirez (diving)
- Joaquim Rasgado (tennis)
- Ed Reed (football)
- Billy Regan (boxing coach)
- Ronni Reis-Bernstein (tennis)
- Ros Riach (women's tennis)
- Maria Rivera (women's basketball)
- Patti Rizzo (golf)
- Javy Rodriguez (baseball)
- Brett Romberg (football)
- Al "Flip" Rosen (football, baseball)
- Gaither Rosser (swimming)



THE UNIVERSITY MIAMI SPORTS HALL OF FAME

- Phil Lane (baseball)
- Don Latimer (football)
- Lenny Layland (diving)
- Ann Laughlin (golf)
- Thom Lehman (baseball)
- Denny Leonard (football, boxing)
- Dale Lewis (tennis coach)
- Ray Lewis (football)
- Steve Lichtner (swimming)
- Ron Lippett (football)
- Jack Losch (football, baseball, track)
- Greg Louganis (diving)
- William “Bunny” Lovett (boxing, coach)
- William C. Lufler (tennis coach)
- Melinda Lyverse (swimming)
- Jorge Maduro (baseball)
- Dr. Harry Mallios (football, athletic director)
- Gordon Malloy (football)
- Rodney Mandelstam (tennis, soccer)
- Chris Mantilla (diving)
- Fred Marion (football)
- Greg Mark (football)
- Don Mariutto (football)
- Leo Martin (football)
- Russell Maryland (football)
- Pete Mastellone (football)
- Bob Masterson (football, boxing)
- Mike McCoy (basketball)
- Yolanda McCray (track and field)
- Frank McDonald (football)
- Willis McGahee (football)
- Bryant McKinnie (football)
- Ryan McNeil (football)
- Rusty Medearis (football)
- Katie Meier (women’s basketball coach)
- Rich Mercier (football)
- Winston Moss (football)
- Jason Michaels (baseball)
- Bill Miller (football)
- Danny Miller (football)
- George Mira Sr. (football)
- George Mira Jr. (football)
- Dan Morgan (football)
- Hart Morris (football, basketball coach)
- Ed Morris (basketball)
- Jim Morris (baseball coach)
- Jeff Morrison (baseball)
- Robbie Morrison (baseball)
- Cathy Morse (golf)
- Jerry Moss (tennis)
- Santana Moss (football)
- Gardnar Mulloy (tennis, and coach)
- Wyllesheia Myrick (track)
- Jack Nelson (swimming, and coach)
- Connie Nickel (administration)
- John Noppenberg (football)
- Jim Otto (football)
- Burgess Owens (football)
- Mike Pagliarulo (baseball)
- Dean Panaro (men’s swimming and diving)
- Norm Parsons (administration, coaching)
- Kevin Patrick (football)
- Vicki Plowden (women’s basketball)
- Clinton Portis (football)
- Tom Pratt (football)
- Larry Pyle (baseball)
- Rick Raether (baseball)
- Rio Ramirez (diving)
- Joaquim Rasgado (tennis)
- Ed Reed (football)
- Billy Regan (boxing coach)
- Ronni Reis-Bernstein (tennis)
- Ros Riach (women’s tennis)
- Maria Rivera (women’s basketball)
- Patti Rizzo (golf)
- Javy Rodriguez (baseball)
- Brett Romberg (football)
- Al “Flip” Rosen (football, baseball)
- Gaither Rosser (swimming)
- Tyce Routson (diving)
- Dr. Francis “Whitey” Rouviere (football and baseball)
- Ed Rubinoff (tennis)
- Gillian Russell (track)
- Art Saey (Boxing, football)
- John Salmons (men’s basketball)

HISTORY



THE UNIVERSITY MIAMI SPORTS HALL OF FAME

- Alex Santos (baseball)
- Warren Sapp (football)
- Frances Savage (women's basketball)
- Sam Scarnecchia (football)
- Howard Schnellenberger (football coach)
- Sid Schwartz (men's tennis)
- Leon Searcy (football)
- Harold Sears (football)
- Pancho Segura (tennis)
- Kevin Sheary (baseball)
- Jeremy Shockey (football)
- Doug Shields (baseball)
- Archie Slaton (boxing)
- Danny Smith (baseball)
- Darrin Smith (football)
- Don Smith (football)
- Frank Smith (football)
- Sam Sorce (baseball)
- Don Solding (coach)
- Roberta A. Speer (golf)
- Gene Stage (basketball)
- Daniel Stubbs (football)
- Mike Sullivan (football)
- Tom Sullivan (football)
- Bob Taterek (football)
- Sean Taylor (football)
- Jay Tessmer (baseball)
- Vinny Testaverde (football)
- Lamar Thomas (football)
- Ron Thorne (track)
- Valeria Tipiana (women's volleyball)
- John "Red" Tobin (football, basketball)
- Gino Torretta (football)
- Armand "Stitch" Vari (football and coach)
- Jesse Vassallo (swimming)
- Jonathan Vilma (football)
- Rachel Violet (tennis)
- Steve Walsh (football)
- Marshall Wayne (diving)
- Reggie Wayne (football)
- Ed Weisacosky (football)
- Earl Welbaum (track and field)
- Dave Wike (coach, trainer)
- David Wilkie (swimming)
- Darryl Williams (football)
- Lauryn Williams (track and field)
- Wendy Williams (women's diving)
- Larry Wilson (football, baseball)
- Kellen Winslow (football)
- Mike Wittman (men's basketball)
- Nick Wolcuff (football, boxing, wrestling)
- William Wrona (baseball)
- Jodi Yambor (swimming)
- Ernie Yaroshuk (baseball)
- Paige Yaroshuk-Tews (women's tennis coach)





RECORDS

Individual Records.....	233-235
Individual Leaders.....	236-247
Individual Game Bests.....	248-251
Individual Superlatives.....	252-255
Team Season Bests	256-261
Team Game Bests.....	262-263
Opponent Game Bests.....	263

INDIVIDUAL RECORDS

RUSHING

ATTEMPTS

GAME

39 — Ottis Anderson at Florida, 12/2/78;
Edgerrin James vs. UCLA, 12/5/98; Willis
McGahee vs. Virginia Tech 12/8/2002

SEASON

282 — Willis McGahee, 2002 [1,753]

CAREER

691 — Ottis Anderson, 1975-78 [3,331]

YARDS

GAME

299 — Edgerrin James vs. UCLA, 12/5/98 [39]

SEASON

1,753 — Willis McGahee, 2002 [282]

CAREER

3,519 — Duke Johnson, 2012-14 [526]

YARDS PER ATTEMPT

GAME

MINIMUM 4 ATTEMPTS

39.3 — Jack Losch vs. Bucknell, 11/11/55 [4]

SEASON

MINIMUM 25 ATTEMPTS

10.01 — Al Shipman, 2001 [45]

YARDS PER GAME

SEASON

MINIMUM 9 GAMES

134.8 — Willis McGahee, 2002 [13/1,753]

TOUCHDOWNS

GAME

6 — Willis McGahee vs. Virginia Tech, 12/7/02

SEASON

28 — Willis McGahee, 2002

CAREER

35 — Stephen McGuire, 1989-92

CONSECUTIVE GAMES W/ TD

10 — Willis McGahee, 2002

100-YARD GAMES

SEASON

10 — Willis McGahee, 2002

CAREER

14 — Duke Johnson, 2012-2014;
Clinton Portis, 1999-2001

CONSECUTIVE 100-YARD GAMES

CAREER

6 — Duke Johnson, 2014; Willis
McGahee, 2002; Edgerrin James, 1998

PASSING

ATTEMPTS

GAME

54 — Ryan Collins vs. Memphis,
11/27/93 [32]; Brock Berlin vs.
West Virginia, 10/2/03 [37]

SEASON

421 — Brad Kaaya, 2016 [261];
Stephen Morris, 2012 [245]

CAREER

1,188 — Brad Kaaya, 2014-16 [720]

COMPLETIONS

GAME

37 — Brock Berlin vs. West Virginia,
10/2/03 [54]

SEASON

262 — Bernie Kosar, 1984 [416]

CAREER

720 — Brad Kaaya, 2014-16 [1,188]

COMPLETION PERCENTAGE

SEASON

MINIMUM 100 ATTEMPTS

65.0 — Jacory Harris, 2011 [195-300]

CAREER

MINIMUM 250 ATTEMPTS

62.5 — Bernie Kosar, 1983-84 [463-
743]

CONSECUTIVE COMPLETIONS

GAME

14 — Vinny Testaverde vs. Oklahoma,
1986

YARDS

GAME

566 — Stephen Morris vs. NC State,
9/29/12

SEASON

3,642 — Bernie Kosar, 1984 [262-416]

CAREER

9,968 — Brad Kaaya, 2014-16 [720-1,188]

TOUCHDOWNS

GAME

5 — Bernie Kosar at Cincinnati, 10/13/84;
Steve Walsh vs. Cincinnati, 10/22/88; Ken
Dorsey vs. Boston College, 11/25/00;
Brock Berlin at NC State, 10/23/04; Kyle
Wright at Wake Forest, 11/12/05; Stephen
Morris vs. NC State, 9/29/12

SEASON

29 — Steve Walsh, 1988

CAREER

86 — Ken Dorsey, 1999-2002

200-YARD GAMES

SEASON

11 — Brad Kaaya, 2016; Vinny
Testaverde, 1985; Steve Walsh, 1988

CAREER

30 — Brad Kaaya, 2014-16

CONSECUTIVE 200-YARD GAMES

CAREER

12 — Vinny Testaverde, 1985-86; Steve
Walsh, 1987-88

300-YARD GAMES

SEASON

8 — Bernie Kosar, 1984

CAREER

11 — Brad Kaaya, 2014-16

400-YARD GAMES

SEASON

3 — Stephen Morris, 2012

CAREER

3 — Gina Torretta, 1989-92; Stephen
Morris 2010-12

CONSECUTIVE PASSES W/O INT

GAME

50 — Steve Walsh vs. Arkansas,
11/26/88; Gino Torretta at Arizona,
10/26/91



INDIVIDUAL RECORDS

CAREER

193 — Ken Dorsey, 1999-2000

RECEIVING

RECEPTIONS

GAME

12 — Willie Smith vs. Maryland, 11/10/84 [128]; Phillip Dorsett vs. USF, 11/17/12 [111]

SEASON

72 — Leonard Hankerson, 2010 [1,156]

CAREER

173 — Reggie Wayne, 1997-2000 [2,510]

CONSECUTIVE GAMES W/ RECEPTION

CAREER

36 — Reggie Wayne, 1997-2000

YARDS

GAME

220 — Eddie Brown vs. Boston College, 11/23/84 [10]

SEASON

1,162 — Allen Hurns, 2013 [62]

CAREER

2,546 — Santana Moss, 1997-2000 [143]

TOUCHDOWNS

GAME

3 — Lamar Thomas at Texas Tech, 10/27/90; Tony Gaiter vs. Pittsburgh, 9/28/96; Santana Moss at Rutgers, 10/3/98

SEASON

13 — Leonard Hankerson, 2010

CAREER

26 — Michael Irvin, 1985-87

CONSECUTIVE GAMES W/ TD

SEASON

8 — Michael Irvin, 1988

TOTAL OFFENSE

TOTAL YARDS

GAME

568 — Stephen Morris vs. NC State, 9/29/12 [2r, 566p]

SEASON

3,415 — Stephen Morris, 2012 [70r; 3,345p]

CAREER

9,582 — Brad Kaaya, 2014-2016 [-386 rush; 9,968 pass]

ALL-PURPOSE

TOTAL YARDS

GAME

368 — Duke Johnson at Virginia, 11/10/12

SEASON

2,108 — Willis McGahee, 2002

CAREER

5,526 — Duke Johnson, 2012-2014

SCORING

TOTAL TOUCHDOWNS

GAME

6 — Willis McGahee vs. Virginia Tech, 12/7/02 [6 rush]

SEASON

28 — Willis McGahee, 2002

CAREER

35 — Stephen McGuire, 1989-92; Edgerrin James, 1996-98

FIELD GOALS MADE

GAME

5 — Jon Peattie vs. West Virginia, 10/2/03; Michael Badgley vs. Nebraska, 9/19/15; Michael Badgley at Pitt, 11/27/15

SEASON

25 — Michael Badgley, 2015

CAREER

73 — Carlos Huerta, 1988-91

FIELD GOAL PERCENTAGE

SEASON

92.9 — Dane Prewitt, 1994 [13-14]

CONSECUTIVE FIELD GOALS MADE

CAREER

13 — Dane Prewitt, 1994

PAT KICKS MADE

GAME

11 — Matt Goudis vs. Savannah State, 9/21/13 [11 att.]

SEASON

66 — Todd Sievers [2002]

CAREER

178 — Carlos Huerta, 1988-91

DEFENSE

TOTAL TACKLES

SEASON

164 — Ed Weisacosky (E), 1965

CAREER

532 — Dan Morgan (LB), 1997-2000

INTERCEPTIONS

GAME

3 — by 11 players; most recently by Kenny Phillips at Duke, 10/21/06

SEASON

10 — Bennie Blades, 1986 [128 yards]; Sean Taylor, 2003 [184 yards]

CAREER

21 — Edward Reed, 1998-2001 [389 yards]

INTERCEPTION RETURN YARDS

SEASON

201 — Edward Reed, 2001 [9 INT]

CAREER

389 — Edward Reed, 1998-2001 [21 INT]

CONSECUTIVE GAMES W/INT

CAREER

5 — Bennie Blades, 1986-87; Dexter Siegler, 1992-93

INTERCEPTION RETURNS FOR TD

GAME

2 — Ken Corbin vs. Florida, 12/9/67



INDIVIDUAL RECORDS

CAREER

4 — Edward Reed, 1998-2001

FUMBLE RECOVERIES

GAME

4 — Jim Burt at Vanderbilt,
11/15/80

SEASON

5 — LeeRoy Lewis, 1965;
Ted Hendricks, 1968;
Mike Barnes, 1972

CAREER

12 — Ted Hendricks, 1966-68

PUNTING

PUNTING AVERAGE

GAME

55.3 — Harry Ghaul vs. Miami
(Ohio), 11/8/46 [6]

SEASON

47.1 — Pat O'Donnell, 2013 [53]





INDIVIDUAL LEADERS

RUSHING

ATTEMPTS

CAREER LEADERS

PLAYER	SEASONS	YDS	AVG	ATT
1. Ottis Anderson	1975-78	3,331	4.82	691
2. James Jackson	1996-2000	2,953	5.46	541
3. Duke Johnson	2012-14	3,519	6.69	526
4. Javarrius James	2006-09	2,162	4.29	505
5. Edgerrin James	1996-98	2,960	6.24	474
6. Graig Cooper	2007-10	2,383	5.12	465
7. Danyell Ferguson	1992,1994-96	2,214	4.88	454
8. Stephen McGuire	1989-92	1,953	4.34	450
9. Clinton Portis	1999-2001	2,523	5.73	440
10. Tyrone Moss	2003-06	1,942	4.71	412

SEASON LEADERS

PLAYER	SEASON	YDS	AVG	ATT
1. Willis McGahee	2002	1,753	6.22	282
2. Duke Johnson	2014	1,652	6.82	242
Edgerrin James	1998	1,416	5.85	242
4. Lamar Miller	2011	1,272	5.60	227
5. Ottis Anderson	1978	1,266	5.65	224
6. Clinton Portis	2001	1,200	5.45	220
7. Ottis Anderson	1976	918	4.31	213
8. Danyell Ferguson	1995	1,069	5.04	212
9. Mark Walton	2016	1,117	5.30	209
10. Joe Yearby	2015	1,002	4.88	205

YARDS

CAREER LEADERS

PLAYER	SEASONS	ATT	AVG	YDS
1. Duke Johnson	2012-14	526	6.69	3,519
2. Ottis Anderson	1975-78	691	4.82	3,331
3. Edgerrin James	1996-98	474	6.24	2,960
4. James Jackson	1996-2000	541	5.46	2,953
5. Clinton Portis	1999-2001	440	5.73	2,523
6. Graig Cooper	2007-10	465	5.12	2,383
7. Danyell Ferguson	1992,1994-96	454	4.88	2,214
8. Javarrius James	2006-09	505	4.29	2,162
9. Joe Yearby	2014-16	379	5.59	2,119
10. Willis McGahee	2001-02	351	5.89	2,067
11. Mark Walton	2015-17	394	5.06	1,995
12. Frank Gore	2001-04	348	5.68	1,975
13. Stephen McGuire	1989-92	450	4.34	1,953
14. Tyrone Moss	2003-06	412	4.71	1,942
15. Lamar Miller	2010-11	335	5.73	1,918
16. Alonzo Highsmith	1989-92	387	4.95	1,914
17. Leonard Conley	1987-90	400	4.73	1,892
18. Eddie Dunn	1936-38	334	5.32	1,778
19. Warren Williams	1984-87	333	5.21	1,734
20. Don Bosseler	1953-56	385	4.26	1,642
21. Chuck Foreman	1970-72	345	4.73	1,631
22. Frank Smith	1948-51	309	5.10	1,576
23. Tom Sullivan	1969-71	387	3.98	1,541

PLAYER	SEASONS	ATT	AVG	YDS
24. Damien Berry	2009-10	283	5.35	1,515
25. Joe Yearby	2014-2016	277	5.45	1,511

SEASON LEADERS

PLAYER	SEASON	ATT	AVG	YDS
1. Willis McGahee	2002	282	6.22	1,753
2. Duke Johnson	2014	242	6.82	1,652
3. Edgerrin James	1998	242	5.85	1,416
4. Lamar Miller	2011	227	5.60	1,272
5. Ottis Anderson	1978	224	5.65	1,266
6. Clinton Portis	2001	220	5.45	1,200
7. Mark Walton	2016	209	5.30	1,117
8. Edgerrin James	1997	184	5.97	1,098
9. Danyell Ferguson	1995	212	5.04	1,069
10. James Jackson	2000	201	5.01	1,006

YEARLY LEADERS

YEAR	PLAYER	ATT	YDS	AVG
1947	Harry Ghaul	53	310	5.9
1948	Frank Smith	71	250	3.5
1949	Bob Campbell	98	482	5.0
1950	Jim Dooley	98	532	7.0
1951	Hary Mallios	138	494	4.2
1952	Pud Constantino	81	400	4.9
1953	Gordon Malloy	90	342	3.8
1954	Gordon Malloy	87	492	5.7
1955	Don Bosseler	104	435	4.2
1956	Don Bosseler	161	723	4.5
1957	John Varone	79	460	5.8
1958	Frank Bouffard	77	289	3.8
1959	Frank Bouffard	105	387	3.7
1960	Eddie Johns	123	521	4.2
1961	James Vollenweider	112	538	4.8
1962	Nick Ryder	155	702	4.5
1963	Pete Banaszak	97	461	4.8
1964	Russell Smith	84	370	4.1
1965	Pete Banaszak	111	473	4.7
1966	Doug McGee	100	377	3.8
1967	John Acuff	112	572	5.1
1968	Vincent Opalsky	152	446	2.9
1969	Vincent Opalsky	109	453	4.2
1970	Tom Sullivan	156	461	2.7
1971	Chuck Foreman	191	951	4.9
1972	Chuck Foreman	107	484	4.5
1973	Woody Thompson	189	802	4.3
1974	Woody Thompson	78	343	4.4
1975	Ottis Anderson	67	365	5.5
1976	Ottis Anderson	213	918	4.3
1977	Ottis Anderson	187	782	4.1
1978	Ottis Anderson	224	1,266	5.7
1979	Chris Hobbs	105	406	3.9
1980	Lorenzo Roan	152	669	4.4
1981	Lorenzo Roan	111	388	3.3
1982	Keith Griffin	131	473	3.6
1983	Albert Bentley	144	722	5.0

INDIVIDUAL LEADERS

YEAR	PLAYER	ATT	YDS	AVG
1984	Alonzo Highsmith	146	906	6.2
1985	Warren Williams	89	522	5.9
1986	Alonzo Highsmith	105	442	4.2
1987	Warren Williams	135	673	5.0
1988	Cleveland Gary	117	480	4.1
1989	Leonard Conley	134	529	3.9
1990	Stephen McGuire	150	621	4.1
1991	Stephen McGuire	123	608	4.9
1992	Donnell Bennett	97	421	4.3
1993	James Stewart	112	639	5.7
1994	James Stewart	147	724	4.9
1995	Danyell Ferguson	212	1,069	5.0
1996	Dyral McMillan	111	565	5.1
1997	Edgerrin James	184	1,098	6.0
1998	Edgerrin James	242	1,416	5.9
1999	Clinton Portis	143	839	5.9
2000	James Jackson	201	1,006	5.0
2001	Clinton Portis	220	1,200	5.5
2002	Willis McGahee	282	1,753	6.2
2003	Jarrett Payton	182	985	5.4
2004	Frank Gore	197	945	4.8
2005	Tyrone Moss	137	701	5.1
2006	Javaris James	175	802	4.7
2007	Graig Cooper	125	682	5.5
2008	Graig Cooper	171	841	4.9
2009	Graig Cooper	134	695	5.2
2010	Damien Berry	190	899	4.7
2011	Lamar Miller	227	1,272	5.6
2012	Duke Johnson	139	947	6.8
2013	Duke Johnson	145	920	6.3
2014	Duke Johnson	242	1,652	6.8
2015	Joe Yearby	205	1,002	4.9
2016	Mark Walton	209	1,117	5.3
2017	Travis Homer	163	966	5.9

YARDS PER ATTEMPT

SEASON LEADERS (MINIMUM 25 ATTEMPTS)

	PLAYER	SEASON	ATT	YDS	AVG
1.	Al Shipman	1994	45	454	10.09
2.	Frank Gore	2001	62	565	9.10
3.	Jack Losch	1955	47	426	9.06
4.	James Jackson	1997	81	596	7.35
5.	John Varone	1955	46	324	7.04
	Najeh Davenport	1998	55	388	7.04
7.	Larry Jones	1993	57	401	7.02
8.	Harry Ghaul	1948	25	175	7.00
	Jim Dooley	1950	98	686	7.00
10.	Duke Johnson	2012	139	947	6.81

YARDS PER GAME

SEASON LEADERS (MINIMUM 9 GAMES)

	PLAYER	SEASON	G	YDS	AVG
1.	Willis McGahee	2002	13	1,753	134.8
2.	Edgerrin James	1998	11	1,416	128.7
3.	Duke Johnson	2014	13	1,652	127.1
4.	Ottis Anderson	1978	11	1,266	115.1
5.	Edgerrin James	1997	10	1,098	109.8
6.	Clinton Portis	2001	11	1,200	109.1
7.	Lamar Miller	2011	12	1,272	106.0
8.	Danyell Ferguson	1995	11	1,069	97.2
9.	James Jackson	2000	11	1,006	91.5
10.	Chuck Foreman	1971	11	951	86.5

TOUCHDOWNS

CAREER LEADERS

	PLAYER	SEASONS	TD
1.	Stephen McGuire	1989-92	35
2.	Edgerrin James	1996-98	32
3.	Willis McGahee	2001-02	31
4.	James Jackson	1997-2000	29
5.	Duke Johnson	2012-14	26
	Melvin Bratton	1984-87	26
	Tyrone Moss	2003-06	26
	Mark Walton	2015-17	26
9.	Eddie Dunn	1936-38	25
10.	Clinton Portis	1999-2001	21

SEASON LEADERS

	PLAYER	SEASON	TD
1.	Willis McGahee	2002	28
2.	Edgerrin James	1998	17
3.	Mark Walton	2016	14
	Eddie Dunn	1938	14
5.	Harry Ghaul	1945	13
	Edgerrin James	1997	13
7.	James Stewart	1994	12
	Danyell Ferguson	1995	12
	Tyrone Moss	2005	12
10.	Stephen McGuire	1990	11
	James Jackson	1999	11
	James Jackson	2000	11

100-YARD GAMES

CAREER LEADERS

	PLAYER	SEASONS	G
1.	Duke Johnson	2012-2014	14
	Clinton Portis	1999-2001	14
	Edgerrin James	1996-98	14
4.	Ottis Anderson	1975-78	13
5.	James Jackson	1997-2000	11
6.	Willis McGahee	2001-02	10
7.	Lamar Miller	2010-11	9

INDIVIDUAL LEADERS

	PLAYER	SEASONS	G
8.	Frank Gore	2001-04	8
	Mark Walton	2015-17	8
10.	Tyrone Moss	2003-06	7

SEASON LEADERS

	PLAYER	SEASON	G
1.	Willis McGahee	2002	10
2.	Ottis Anderson	1978	8
	Clinton Portis	2001	8
4.	Duke Johnson	2014	7
	Edgerrin James	1998	7
	Lamar Miller	2011	7
7.	Mark Walton	2016	6
8.	Alonzo Highsmith	1984	5
	Edgerrin James	1997	5
	Clinton Portis	1999	5

PASSING

PASSING YARDS

CAREER LEADERS

	PLAYER	SEASONS	ATT	COMP	PCT	YDS
1.	Brad Kaaya	2014-16	1,188	720	60.6	9,968
2.	Ken Dorsey	1999-2002	1,153	668	57.9	9,565
3.	Jacory Harris	2008-11	1,170	703	60.1	8,826
4.	Stephen Morris	2010-13	955	551	57.7	7,896
5.	Gino Torretta	1989-92	991	555	56.0	7,690
6.	Vinny Testaverde	1982,1984-86	674	413	61.3	6,058
7.	Craig Erickson	1987-90	752	420	55.9	6,056
8.	Ryan Clement	1994-97	747	443	59.3	6,004
9.	Bernie Kosar	1983-84	743	463	62.3	5,971
10.	Kyle Wright	2004-07	807	478	59.2	5,805

PASSING YARDS

SEASON LEADERS

	PLAYER	SEASON	ATT	COMP	PCT	YDS
1.	Bernie Kosar	1984	416	262	63.0	3,642
2.	Ken Dorsey	2002	393	222	56.5	3,369
3.	Craig Erickson	1990	393	225	57.3	3,363
4.	Jacory Harris	2009	406	242	59.6	3,352
5.	Stephen Morris	2012	421	245	58.2	3,345
6.	Brad Kaaya	2016	421	261	62.0	3,532
7.	Brad Kaaya	2015	389	238	61.2	3,238
	Vinny Testaverde	1985	352	216	61.4	3,238
9.	Brad Kaaya	2014	378	221	58.5	3,198
10.	Malik Rosier	2017	415	224	54.0	3,120

YEARLY LEADERS

YEAR	PLAYER	ATT	COMP	INT	YARDS
1947	Hal Johnston	38	19	6	239
1948	Jack DelBello	101	45	9	455
1949	Jack Hackett	76	28	8	302

YEAR	PLAYER	ATT	COMP	INT	YARDS
1950	Jack Hackett	107	52	2	612
1951	Jack Hackett	71	34	3	544
1952	Don James	144	82	9	913
1953	Don James	75	39	6	450
1954	Carl Garrigus	47	27	2	305
1955	Sam Scarnecchia	49	31	3	485
1956	Sam Scarnecchia	59	27	5	357
1957	Fran Curci	85	41	6	476
1958	Bonnie Yarbrough	80	32	4	509
1959	Fran Curci	195	100	14	1,068
1960	Eddie Johns	91	54	5	657
1961	George Mira	172	81	6	1,000
1962	George Mira	306	146	18	1,893
1963	George Mira	334	172	14	2,155
1964	Bob Biletnikoff	159	85	7	920
1965	Bill Miller	141	72	10	856
1966	Bill Miller	155	84	11	1,114
1967	David Olivo	140	62	13	729
1968	David Olivo	248	137	15	1,727
1969	Kelly Cochrane	243	121	15	1,673
1970	Kelly Cochrane	287	127	21	1,328
1971	John Hornbrook	179	73	10	1,006
1972	Ed Carney	209	94	15	1,399
1973	Ed Carney	94	41	3	658
1974	Kary Baker	146	61	13	805
1975	E.J. Baker	130	66	10	999
1976	E.J. Baker	131	64	10	907
1977	E.J. Baker	84	35	6	515
1978	Kenny McMillian	108	53	7	611
1979	Mike Rodrigue	201	94	16	1,197
1980	Jim Kelly	206	109	7	1,519
1981	Jim Kelly	285	168	14	2,403
1982	Mark Richt	149	71	9	838
1983	Bernie Kosar	327	201	13	2,329
1984	Bernie Kosar	416	262	16	3,642
1985	Vinny Testaverde	352	216	15	3,238
1986	Vinny Testaverde	276	175	9	2,557
1987	Steve Walsh	298	176	7	2,249
1988	Steve Walsh	390	233	12	3,115
1989	Craig Erickson	273	147	13	2,007
1990	Craig Erickson	393	225	7	3,363
1991	Gino Torretta	371	205	8	3,095
1992	Gino Torretta	402	228	7	3,060
1993	Ryan Collins	203	117	13	1,605
1994	Frank Costa	313	168	15	2,443
1995	Ryan Clement	201	119	10	1,638
1996	Ryan Clement	272	164	8	2,257
1997	Ryan Clement	267	157	11	2,089
1998	Scott Covington	270	159	8	2,301
1999	Kenny Kelly	259	141	14	1,913
2000	Ken Dorsey	322	188	5	2,737
2001	Ken Dorsey	318	184	9	2,652
2002	Ken Dorsey	393	222	12	3,369



INDIVIDUAL LEADERS

2003	Brock Berlin	352	211	17	2,419
2004	Brock Berlin	348	195	6	2,680
2005	Kyle Wright	307	180	10	2,403
2006	Kyle Wright	250	152	7	1,655
2007	Kyle Wright	241	141	14	1,747
2008	Robert Marve	213	116	13	1,293
2009	Jacory Harris	406	242	17	3,352
2010	Jacory Harris	270	148	15	1,793
2011	Jacory Harris	300	195	9	2,486
2012	Stephen Morris	421	245	7	3,345
2013	Stephen Morris	344	198	12	3,028
2014	Brad Kaaya	378	221	12	3,198
2015	Brad Kaaya	389	238	5	3,238
2016	Brad Kaaya	421	261	7	3,532
2017	Malik Rosier	415	224	14	3,120

7.	Bernie Kosar	1983-84	743	5,971	463
8.	Ryan Clement	1994-97	747	6,004	443
9.	Craig Erickson	1987-90	752	6,056	420
10.	Vinny Testaverde	1982, 1984-86	674	6,058	413

SEASON LEADERS

	PLAYER	SEASON	ATT	YDS	COMP
1.	Bernie Kosar	1984	416	3,642	262
2.	Brad Kaaya	2016	421	3,532	261
3.	Stephen Morris	2012	421	3,345	245
4.	Jacory Harris	2009	406	3,352	242
5.	Brad Kaaya	2015	389	3,238	238
6.	Steve Walsh	1988	390	3,115	233
7.	Gino Torretta	1992	402	3,060	228
8.	Craig Erickson	1990	393	3,363	225
9.	Malik Rosier	2017	415	3,120	224
10.	Ken Dorsey	2002	393	3,369	222

ATTEMPTS

CAREER LEADERS

	PLAYER	SEASONS	COMP	YDS	ATT
1.	Brad Kaaya	2014-16	720	9,968	1,188
2.	Jacory Harris	2008-11	703	8,826	1,170
3.	Ken Dorsey	1999-2002	668	9,565	1,153
4.	Gino Torretta	1989-92	555	7,690	991
5.	Stephen Morris	2010-13	551	7,896	955
6.	Kyle Wright	2004-07	478	5,805	807
7.	Craig Erickson	1987-90	420	6,056	752
8.	Ryan Clement	1994-97	443	6,004	747
9.	George Mira	1961-63	368	5,048	745
10.	Bernie Kosar	1983-84	463	5,971	743

COMPLETION PERCENTAGE

CAREER LEADERS

	PLAYER	SEASONS	COMP	ATT	PCT
1.	Bernie Kosar	1983-84	463	743	62.3
2.	Vinny Testaverde	1982, 84-86	413	674	61.3
3.	Brad Kaaya	2014-16	720	1,188	60.6
4.	Jacory Harris	2008-11	703	1170	60.1
5.	Steve Walsh	1986-88	410	690	59.4
6.	Ryan Clement	1994-97	443	747	59.3
7.	Kyle Wright	2004-07	478	807	59.2
8.	Brock Berlin	2003-04	406	700	58.0
9.	Ken Dorsey	1999-2002	668	1153	57.9
10.	Stephen Morris	2010-13	551	955	57.7

SEASON LEADERS

	PLAYER	SEASON	COMP	YDS	ATT
1.	Brad Kaaya	2016	261	3,532	421
	Stephen Morris	2012	245	3,345	421
3.	Bernie Kosar	1984	262	3,642	416
4.	Malik Rosier	2017	224	3,120	415
5.	Jacory Harris	2009	242	3,252	406
6.	Gino Torretta	1992	228	3,060	402
7.	Craig Erickson	1990	225	3,363	393
	Ken Dorsey	2002	222	3,369	393
9.	Steve Walsh	1988	233	3,115	390
10.	Brad Kaaya	2015	238	3,238	389

SEASON LEADERS

	PLAYER	SEASON	COMP	ATT	PCT
1.	Jacory Harris	2011	195	300	65.0
2.	Vinny Testaverde	1986	175	276	63.4
3.	Bernie Kosar	1984	262	416	63.0
4.	Brad Kaaya	2016	261	421	62.0
5.	Ken Dorsey	1999	74	120	61.7
6.	Bernie Kosar	1983	201	327	61.5
7.	Vinny Testaverde	1985	216	352	61.4
9.	Brad Kaaya	2015	238	389	61.2
10.	Kyle Wright	2006	152	250	60.8
	Jacory Harris	2008	118	194	60.8

COMPLETIONS

CAREER LEADERS

	PLAYER	SEASONS	ATT	YDS	COMP
1.	Brad Kaaya	2014-16	1,188	9,986	720
2.	Jacory Harris	2008-11	1,170	8,826	703
3.	Ken Dorsey	1999-2002	1,153	9,565	668
4.	Gino Torretta	1989-92	991	7,690	555
5.	Stephen Morris	2010-13	955	7,896	551
6.	Kyle Wright	2004-07	807	5,805	478

TOUCHDOWNS

	PLAYER	SEASONS	TD
1.	Ken Dorsey	1999-2002	86
2.	Jacory Harris	2008-11	70
3.	Brad Kaaya	2014-16	69
4.	Stephen Morris	2010-13	49
5.	Vinny Testaverde	1982, 84-86	48

INDIVIDUAL LEADERS

	PLAYER	SEASONS	TD
	Steve Walsh	1986-88	48
7.	Gino Torretta	1989-92	47
8.	Craig Erickson	1987-90	46
9.	Ryan Clement	1994-97	43
10.	Bernie Kosar	1983-84	40

SEASON LEADERS

	PLAYER	SEASON	TD
1.	Steve Walsh	1988	29
2.	Ken Dorsey	2002	28
3.	Brad Kaaya	2016	27
4.	Vinny Testaverde	1986	26
	Brad Kaaya	2014	26
	Malik Rosier	2017	26
7.	Bernie Kosar	1984	25
	Ken Dorsey	2000	25
9.	Jacory Harris	2009	24
10.	Ken Dorsey	2001	23

RECEIVING

RECEPTIONS

CAREER LEADERS

	PLAYER	SEASONS	YDS	AVG	REC
1.	Reggie Wayne	1997-2000	2,510	14.51	173
2.	Stacy Coley	2013-16	2,218	13.60	168
3.	Lamar Thomas	1989-92	2,271	15.77	144
4.	Michael Irvin	1985-87	2,423	16.94	143
	Santana Moss	1997-2000	2,546	17.80	143
6.	Leonard Hankerson	2007-10	2,160	16.12	134
7.	Travis Benjamin	2008-11	2,146	16.38	131
8.	Phillip Dorsett	2011-14	2,132	17.61	121
	Allen Hurns	2010-13	1,891	15.63	121
10.	Kellen Winslow	2001-03	1,365	11.47	119

SEASON LEADERS

	PLAYER	SEASON	YDS	AVG	REC
1.	Leonard Hankerson	2010	1,156	16.06	72
2.	Willie Smith	1984	852	12.91	66
3.	Stacy Coley	2016	754	12.00	63
4.	Allen Hurns	2013	1,162	18.74	62
5.	Wesley Carroll	1990	952	15.61	61
6.	Kellen Winslow	2003	605	10.08	60
7.	Eddie Brown	1984	1,114	18.88	59
8.	Phillip Dorsett	2012	842	14.52	58
9.	Cleveland Gary	1988	655	11.49	57
10.	Kellen Winslow	2002	726	12.74	57

RECEIVING YARDS

CAREER LEADERS

	PLAYER	SEASONS	REC	AVG	YDS
1.	Santana Moss	1997-2000	143	17.80	2,546
2.	Reggie Wayne	1997-2000	173	14.51	2,510
3.	Michael Irvin	1985-87	143	16.94	2,423
4.	Lamar Thomas	1989-92	144	15.77	2,271
5.	Stacy Coley	2013-16	168	13.60	2,218
6.	Leonard Hankerson	2007-10	134	16.12	2,160
7.	Travis Benjamin	2008-11	131	16.38	2,146
8.	Phillip Dorsett	2011-14	121	17.61	2,132
9.	Allen Hurns	2010-13	121	15.63	1,891
10.	Andre Johnson	2000-02	92	19.90	1,831

SEASON LEADERS

	PLAYER	SEASON	REC	AVG	YDS
1.	Allen Hurns	2013	62	18.74	1,162
2.	Leonard Hankerson	2010	72	16.10	1,156
3.	Eddie Brown	1984	59	18.88	1,114
4.	Andre Johnson	2002	52	21.00	1,092
5.	Wesley Carroll	1990	61	15.61	952
6.	Ahmon Richards	2016	49	19.06	934
7.	Santana Moss	1999	54	16.60	899
8.	Phillip Dorsett	2014	36	24.19	871
9.	Michael Irvin	1986	53	16.38	868
10.	Willie Smith	1984	66	12.91	852

YEARLY LEADERS

YEAR	PLAYER, POS	REC	YDS	AVG
1947	Andy Novak, E	8	146	18.3
1948	Al Hudson, B	5	190	38.0
1949	Ralph Fielier, E	14	151	10.8
1950	Tom Jelley, E	24	399	16.6
1951	Ed Lutes, E	16	409	25.6
1952	Frank McDonald, TE	32	418	13.1
1953	Frank McDonald, TE	20	235	11.8
1954	Frank McDonald, TE	15	181	12.1
1955	Jack Losch, B	7	206	29.4
1956	John Varone, B	10	107	10.7
1957	John Varone, B	11	108	9.8
1958	Doug Hildebrandt, E	12	177	14.6
1959	Bill Miller, E	33	395	12.0
1960	Bill Miller, E	26	413	15.9
1961	Bill Miller, E	44	648	14.7
1962	Nick Spinelli, FL	33	506	15.3
1963	Nick Spinelli, FL	41	501	12.2
1964	Tom Coughlin, SE	22	294	13.4
1965	Jerry Daanen, WB	29	367	12.7
1966	James Cox, SE	41	627	15.3
1967	James Cox, SE	39	552	14.2
1968	David Kalina, SE	43	628	14.6
1969	David Kalina, SE	45	532	11.8
1970	Joe Schmidt, SE	37	549	14.8

INDIVIDUAL LEADERS

1971	Witt Beckman, SE	21	288	13.7
1972	Chuck Foreman, RB	37	557	15.1
1973	Steve Marcantonio, SE	35	568	16.2
1974	Steve Marcantonio, SE	22	337	15.3
1975	Phil August, SE	25	419	16.7
1976	Larry Cain, WB	18	444	24.7
1977	Steve Alvers, TE	14	249	17.8
1978	James Joiner, WR	15	235	15.7
1979	Larry Brodsky, SE	30	495	16.5
1980	Larry Brodsky, SE	33	570	17.3
1981	Larry Brodsky, SE	37	631	17.3
1982	Rocky Belk, FL	35	646	18.4
1983	Glenn Dennison, TE	54	594	11.0
1984	Eddie Brown, SE	59	1,114	18.9
1985	Michael Irvin, SE	46	840	18.3
1986	Michael Irvin, SE	53	868	16.4
1987	Michael Irvin, SE	44	715	16.3
1988	Andre Brown, SE	47	746	15.9
1989	Dale Dawkins, FL	54	833	15.4
1990	Wesley Carroll, SE	61	952	15.6
1991	Lamar Thomas, SE	39	623	16.0
1992	Horace Copeland, SE	47	769	16.4
1993	Chris T. Jones, FL	51	798	15.6
1994	Chris T. Jones, FL	39	664	17.0
1995	Jammi German, SE	41	730	17.8
1996	Yatil Green, FL	44	746	17.0
1997	Reggie Wayne, SE	48	640	13.3
1998	Reggie Wayne, SE	42	629	15.0
1999	Santana Moss, FL	54	899	16.6
2000	Santana Moss, FL	45	748	16.6
2001	Jeremy Shockey, TE	40	519	13.0
2002	Kellen Winslow II, TE	57	726	12.7
2003	Kellen Winslow II, TE	60	605	10.1
2004	Roscoe Parrish, WR	43	693	16.1
2005	Sinorice Moss, WR	37	614	16.6
2006	Greg Olsen, TE	40	489	12.2
2007	Darnell Jenkins, WR	31	619	20.0
2008	Aldarius Johnson, WR	31	332	10.7
2009	Leonard Hankerson, WR	45	801	17.8
2010	Leonard Hankerson, WR	72	1,156	16.1
2011	Tommy Streeter, WR	46	811	17.6
2012	Phillip Dorsett, WR	58	842	14.5
2013	Allen Hurns, WR	62	1,162	18.7
2014	Clive Walford, TE	44	676	15.3
2015	Rashawn Scott, WR	52	695	13.4
2016	Stacy Coley, WR	63	754	12.0
2017	Braxton Berrios, WR	55	679	12.3

TOUCHDOWNS

CAREER LEADERS

PLAYER	SEASONS	TD
1. Michael Irvin	1985-87	26
2. Lamar Thomas	1989-92	23

PLAYER	SEASONS	TD
3. Leonard Hankerson	2007-10	22
4. Stacy Coley	2013-16	20
Reggie Wayne	1997-2000	20
Andre Johnson	2000-02	20
7. Santana Moss	1997-2000	19
8. Phillip Dorsett	2011-14	17
9. Brian Blades	1984-87	15
10. Clive Walford	2011-14	14
Eddie Brown	1983-84	14
Allen Hurns	2010-13	14
Braxton Berrios	2014-17	14

SEASON LEADERS

PLAYER	SEASON	TD
1. Leonard Hankerson	2010	13
2. Michael Irvin	1986	11
3. Phillip Dorsett	2014	10
Lamar Thomas	1992	10
Reggie Wayne	2000	10
Andre Johnson	2001	10
7. Stacy Coley	2016	9
Eddie Brown	1984	9
Michael Irvin	1985	9
Andre Johnson	2002	9
Braxton Berrios	2017	9

TOTAL OFFENSE

TOTAL YARDS

CAREER LEADERS

PLAYER	SEASONS	RUSH	PASS	TOTAL
1. Brad Kaaya	2014-16	-386	9,968	9,582
2. Ken Dorsey	1999-2002	-79	9,565	9,486
3. Jacory Harris	2008-11	-3	8,826	8,823
4. Stephen Morris	2010-13	54	7,896	7,950
5. Gino Torretta	1989-92	32	7,690	7,722
6. Craig Erickson	1987-90	-35	6,056	6,021
7. Vinny Testaverde	1982, 1984-86	-320	6,058	5,738
8. Kyle Wright	2004-07	-99	5,805	5,706
9. Ryan Clement	1994-97	-345	6,004	5,659
10. Bernie Kosar	1983-84	-386	5,971	5,585

SEASON LEADERS

PLAYER	SEASON	RUSH	PASS	TOTAL
1. Malik Rosier	2017	468	3,120	3,588
1. Stephen Morris	2012	70	3,345	3,415
2. Bernie Kosar	1984	-230	3,642	3,412
3. Brad Kaaya	2016	-136	3,532	3,396
4. Craig Erickson	1990	-26	3,363	3,389
5. Ken Dorsey	2002	-39	3,369	3,330
6. Gino Torretta	1991	60	3,095	3,155
7. Jacory Harris	2009	-219	3,352	3,133



INDIVIDUAL LEADERS

	PLAYER	SEASON	RUSH	PASS	TOTAL
8.	Brad Kaaya	2015	-119	3,238	3,119
9.	Steve Walsh	1988	-33	3,115	3,082
10.	Brad Kaaya	2014	-131	3,198	3,067

ALL-PURPOSE

TOTAL YARDS

CAREER LEADERS

	PLAYER	SEASONS	RUSH	REC	RET	TOTAL
1.	Duke Johnson	2012-14	3,519	719	1,288	5,526
2.	Santana Moss	1997-2000	277	2,546	1,196	4,394
3.	Ottis Anderson	1975-78	3,331	539	395	4,265
4.	Travis Benjamin	2008-11	126	2,148	1,602	3,876
5.	Graig Cooper	2007-10	2,383	402	1,079	3,864
6.	Stacy Coley	2013-16	109	2,218	1,467	3,794
7.	Edgerrin James	1996-98	960	595	35	3,590
8.	Eddie Dunn	1936-38	1,778	32	1,666	3,476
9.	Chuck Foreman	1970-72	1,631	732	992	3,355
10.	James Jackson	1996-2000	2,953	278	0	3,231

SEASON LEADERS

	PLAYER	SEASON	RUSH	REC	RET	TOTAL
1.	Willis McGahee	2002	1,753	355	0	2,108
2.	Duke Johnson	2014	1,652	421	0	2,073
3.	Duke Johnson	2012	947	221	892	2,060
4.	Ottis Anderson	1978	1,266	47	395	1,708
5.	Edgerrin James	1998	1,416	255	0	1,671
6.	Santana Moss	2000	201	748	655	1,604
7.	Chuck Foreman	1972	484	557	514	1,555
8.	Lamar Miller	2011	1,272	85	162	1,519
9.	Santana Moss	1999	2	899	601	1,502
10.	Chuck Foreman	1971	951	72	444	1,467

SCORING

POINTS SCORED

CAREER LEADERS

	PLAYER	SEASONS	PTS.
1.	Michael Badgley	2014-17	403
2.	Carlos Huerta	1988-91	397
3.	Jon Peattie	2003-06	337
4.	Todd Sievers	1998, 2000-02	310
5.	Greg Cox	1984-87	302
6.	Andy Crosland	1996-99	292
7.	Dane Prewitt	1992-95	272
8.	Matt Boshier	2008-10	248
9.	Danny Miller	1978-81	244
10.	Edgerrin James	1996-98	212

SEASON LEADERS

	PLAYER	SEASONS	PTS
1.	Willis McGahee	2002	168
2.	Todd Sievers	2001	119
3.	Michael Badgley	2016	116
4.	Michael Badgley	2015	115
5.	Edgerrin James	1998	114
6.	Carlos Huerta	1988	107
7.	Todd Sievers	2002	105
8.	Jon Peattie	2003	103
9.	Carlos Huerta	1989	101
	Carlos Huerta	1990	101

POINTS SCORED, KICKING

CAREER LEADERS

	PLAYER	SEASONS	PTS
1.	Michael Badgley	2014-17	403
2.	Carlos Huerta	1988-91	397
3.	Jon Peattie	2003-06	337
4.	Todd Sievers	1998, 2000-02	310
5.	Greg Cox	1984-87	302
6.	Andy Crosland	1996-99	292
7.	Dane Prewitt	1992-95	272
8.	Matt Boshier	2008-10	248
9.	Danny Miller	1978-81	244
10.	Chris Dennis	1974-77	156

SEASON LEADERS

	PLAYER	SEASON	PTS
1.	Todd Sievers	2001	119
2.	Michael Badgley	2016	116
3.	Michael Badgley	2015	115
4.	Carlos Huerta	1988	107
5.	Todd Sievers	2002	105
6.	Jon Peattie	2003	103
7.	Carlos Huerta	1989	101
	Carlos Huerta	1990	101
9.	Jake Wieclaw	2012	99
10.	Matt Goudis	2013	96
	Michael Badgley	2017	96

TOUCHDOWNS

CAREER LEADERS

	PLAYER	SEASONS	TD
1.	Stephen McGuire	1989-92	35
	Edgerrin James	1996-98	35
3.	Duke Johnson	2012-14	32
	Melvin Bratton	1984-87	32
	James Jackson	1996-2000	32
6.	Willis McGahee	2001-02	31
7.	Santana Moss	1997-2000	29
8.	Mark Walton	2015-17	28

INDIVIDUAL LEADERS

	PLAYER	SEASONS	TD
9.	Michael Irvin	1985-87	26
	Tyrone Moss	2003-06	26

SEASON LEADERS

	PLAYER	SEASON	TD
1.	Willis McGahee	2002	28
2.	Edgerrin James	1998	19
3.	Mark Walton	2016	15
4.	Eddie Dunn	1938	14
	Edgerrin James	1997	14
6.	Duke Johnson	2014	13
	Harry Ghaul	1945	13
	Danyell Ferguson	1995	13
	James Jackson	2000	13
	Leonard Hankerson	2010	13
	Duke Johnson	2012	13
	Dallas Crawford	2013	13

FIELD GOALS MADE

CAREER LEADERS

	PLAYER	SEASONS	FGM
1.	Michael Badgley	2014-17	77
2.	Carlos Huerta	1988-91	73
3.	Jon Peattie	2003-06	64
4.	Danny Miller	1978-81	56
5.	Greg Cox	1984-87	47
6.	Todd Sievers	1998, 2000-02	45
	Matt Boshier	2008-10	45
8.	Andy Crosland	1996-99	44
9.	Dane Prewitt	1992-95	41
10.	Chris Dennis	1974-77	31

SEASON LEADERS

	PLAYER	SEASON	FGM
1.	Michael Badgley	2015	25
2.	Jon Peattie	2003	22
3.	Michael Badgley	2016	21
	Carlos Huerta	1988	21
	Todd Sievers	2001	21
6.	Jake Wieclaw	2012	19
7.	Danny Miller	1981	18
	Carlos Huerta	1989	18
	Matt Boshier	2008	18
10.	Greg Cox	1987	17
	Carlos Huerta	1990	17
	Carlos Huerta	1991	17
	Michael Badgley	2017	17

CONSECUTIVE FIELD GOALS MADE

	PLAYER	SEASON(S)	FGM
1.	Dane Prewitt	1994	13
2.	Carlos Huerta	1989-90	11
	Jake Wieclaw	2012	11
4.	Michael Badgley	2016	10
	Jon Peattie	2003	10
6.	Carlos Huerta	1988	9
7.	Michael Badgley	2015	8
8.	Greg Cox	1987	7
	Carlos Huerta	1989	7
	Jake Wieclaw	2011	7
	Matt Goudis	2013	7

FIELD GOALS ATTEMPTED

SEASON LEADERS

	PLAYER	SEASON	FGA
1.	Michael Badgley	2015	30
2.	Jon Peattie	2003	28
3.	Danny Miller	1981	27
	Carlos Huerta	1988	27
5.	Michael Badgley	2016	26
6.	Jake Wieclaw	2012	25
7.	Jon Peattie	2004	24
8.	Greg Cox	1987	22
	Carlos Huerta	1989	22
	Todd Sievers	2002	22

PAT KICKS MADE

CAREER LEADERS

	PLAYER	SEASONS	PAT
1.	Carlos Huerta	1988-91	178
2.	Todd Sievers	1998, 2000-02	175
3.	Andy Crosland	1996-99	163
4.	Greg Cox	1984-87	161
5.	Dane Prewitt	1992-95	149
6.	Jon Peattie	2003-06	145
7.	Michael Badgley	2014-17	127
	Matt Boshier	2008-10	127
9.	Jake Wieclaw	2011-12	81
10.	Danny Miller	1978-81	76

SEASON LEADERS

	PLAYER	SEASON	PAT
1.	Todd Sievers	2002	66
2.	Matt Goudis	2013	57
3.	Todd Sievers	2001	56
4.	Michael Badgley	2016	53
5.	Todd Sievers	2000	52
6.	Andy Crosland	1998	51
7.	Matt Boshier	2009	50
	Carlos Huerta	1990	50



INDIVIDUAL LEADERS

	PLAYER	SEASON	PAT
9.	Carlos Huerta	1989	47
10.	Greg Cox	1985	46
	Andy Crosland	1999	46

CONSECUTIVE PAT KICKS MADE

CAREER LEADERS

	PLAYER	SEASONS	PAT
1.	Carlos Huerta	1988-91	157
2.	Matt Boshier	2008-10	113
3.	Jon Peattie	2003-05	99
4.	Jake Wieclaw	2011-12	81
5.	Greg Cox	1984-85	78
6.	Michael Badgley	2014-16	72
7.	Matt Goudis	2013-14	57
8.	Jeff Davis	1982-83	54
9.	Dane Prewitt	1992-93	51
10.	Greg Cox	1986-87	44

SEASON LEADERS

	PLAYER	SEASON	PAT
1.	Matt Goudis	2013	57
2.	Michael Badgley	2016	53
3.	Matt Boshier	2009	50
	Carlos Huerta	1990	50
5.	Carlos Huerta	1989	47
6.	Jon Peattie	2004	45
7.	Carlos Huerta	1988	44
8.	Greg Cox	1987	43
9.	Jake Wieclaw	2012	42
10.	Michael Badgley	2015	40
	Greg Cox	1984	40
	Matt Boshier	2008	40

DEFENSE

TOTAL TACKLES

CAREER LEADERS

	PLAYER, POS	SEASONS	TT
1.	Dan Morgan, LB	1997-2000	532
2.	George Mira Jr., MLB	1984-87	490
3.	Scott Nicolas, LB	1978-80	456
4.	Micheal Barrow, MLB	1989-92	423
5.	Darrin Smith, LB	1989-92	401
6.	Ray Lewis, MLB	1993-95	388
7.	Jonathan Vilma, MLB	2000-03	377
8.	Rod Carter, LB	1985-88	361
9.	Denzel Perryman, MLB	2011-14	351
10.	James Burgess, LB	1993-96	343

SEASON LEADERS

	PLAYER, POS	SEASON	TT
1.	Ray Lewis, LB	1995	160
2.	Ray Lewis, LB	1994	152
3.	Dan Morgan, LB	1998	150
	Nate Webster, LB	1999	150
5.	George Mira Jr., MLB	1987	147
6.	Ken Sisk, LB	1983	139
7.	Dan Morgan, LB	2000	138
8.	Greg Threat, S	2004	136
9.	Jay Brophy, LB	1982	135
	George Mira, Jr., MLB	1985	135

YEARLY LEADERS

YEAR	PLAYER, POS	UT	AT	TT
1981	Scott Nicolas, LB	81	43	124
1982	Jay Brophy, LB	89	46	135
1983	Ken Sisk, LB	67	72	139
1984	Bruce Fleming, LB	77	34	111
1985	George Mira Jr., LB	76	59	135
1986	George Mira Jr., LB	61	61	122
1987	George Mira Jr., LB	79	68	147
1988	Maurice Crum, LB	61	49	110
1989	Maurice Crum, LB	51	47	98
1990	Maurice Crum, LB	69	59	128
1991	Darrin Smith, LB	68	58	126
1992	Micheal Barrow, LB	80	51	131
1993	Rohan Marley, LB	50	45	95
1994	Ray Lewis, LB	92	60	152
1995	Ray Lewis, LB	95	65	160
1996	Twan Russell, LB	63	62	125
1997	Dan Morgan, LB	68	37	105
1998	Dan Morgan, LB	78	72	150
1999	Nate Webster, LB	92	58	150
2000	Dan Morgan, LB	92	46	138
2001	Jonathan Vilma, LB	49	24	73
2002	Jonathan Vilma, LB	75	58	133
2003	Jonathan Vilma, LB	81	46	127
2004	Greg Threat, S	53	83	136
2005	Brandon Meriweather, S	76	38	114
2006	Jon Beason, LB	60	32	92
2007	Tarvares Gooden, LB	85	34	119
2008	Glenn Cook, LB	44	32	76
2009	Darryl Sharpton, LB	65	41	106
2010	Colin McCarthy, LB	51	68	119
2011	Sean Spence, LB	54	52	106
2012	Shayon Green, DE	38	29	67
2013	Denzel Perryman, LB	69	39	108
2014	Denzel Perryman, LB	79	31	110
2015	Jemaine Grace, LB	44	35	79
2016	Jamal Carter, DB	53	32	85
2017	Jaquan Johnson, DB	54	42	96

INDIVIDUAL LEADERS

SACKS

CAREER LEADERS

	PLAYER	SEASONS	SACKS
1.	Daniel Stubbs	1984-87	39.5
2.	Greg Mark	1986-89	34.5
3.	Kenny Holmes	1993-96	30.0
4.	Jamaal Green	1999-2002	24.0
5.	Kevin Patrick	1990-93	23.0
	Kenard Lang	1994-96	23.0
7.	Bob Nelson	1978-81	22.0
	Bill Hawkins	1985-88	22.0
	Rusty Medearis	1990-92, 1994	22.0
10.	Jerome Brown	1983-86	21.0

SEASON LEADERS

	PLAYER	SEASON	SACKS
1.	Daniel Stubbs	1986	17.0
2.	Greg Mark	1989	15.5
3.	Don Latimer	1977	15.0
4.	Daniel Stubbs	1985	12.0
	Kenard Lang	1996	12.0
	Derrick Ham	1998	12.0
7.	Kenny Holmes	1996	11.0
	Kareem Brown	2006	11.0
9.	Russell Maryland	1990	10.5
	Warren Sapp	1994	10.5
	Calais Campbell	2006	10.5

INTERCEPTIONS

CAREER LEADERS

	PLAYER	SEASONS	YDS	INT
1.	Ed Reed	1998-2001	389	21
2.	Bennie Blades	1984-87	305	19
3.	Jim Dooley	1949-51	149	17
4.	Fred Marion	1978-81	174	16
5.	Sean Taylor	2001-03	306	14
6.	Whitey Rouviere	1952-55	55	13
	Gene Coleman	1977-79	103	13
8.	Bryan Ferguson	1975-77	142	11
	Roland Smith	1987-90	138	11
10.	Whitey Campbell	1946-49	64	10
	Ronnie Lippett	1980-8	179	10

SEASON LEADERS

	PLAYER	SEASON	INT
1.	Bennie Blades	1986	10
	Sean Taylor	2003	10
3.	Gene Coleman	1979	9
	Ed Reed	2001	9
5.	Ed Reed	2000	8
6.	Whitey Rouviere	1954	7
	Racey Timmons	1960	7
	Bryan Ferguson	1977	7

PLAYER

SEASON

INT

	Fred Marion	1980	7
10.	Arnold Tucker	1943	6
	Jim Dooley	1951	6
	John Bookman	1956	6
	Jimmy Dye	1967	6
	Fred Marion	1981	6
	Artie Burns	2015	6

YEARLY LEADERS

YEAR	PLAYER, POS	INT
1949	Jack del Bello, DB	3
1950	Jack del Bello, DB	5
	Jim Dooley, DB	5
1951	Jim Dooley, DB	10
1952	Three Players	3
1953	Whitey Rouviere, DB	3
	Bill Smith, DB	3
1954	Whitey Rouviere, DB	7
1955	Jack Losch, DB	4
1956	John Bookman, DB	6
1957	Joe Plevel, DB	4
1958	Larry DiGiammarino, DB	4
1959	Fran Curci, DB	3
1960	Ray Timmons, DB	7
1961	Bill Miller, DB	3
1962	Nicholas Ryder, DB	3
	James O'Mahoney, LB	3
1963	John Sisk, DB	2
1964	Art Zachary, DB	3
1965	Andy Sixkiller, DB	3
1966	Tom Beier, DB	4
1967	Jimmy Dye, DB	6
1968	Gregory Perez, DB	3
	Dean Stone, DB	3
1969	Gregory Perez, DB	5
1970	Wayne Lawrence, LB	2
	Kurt Schottenheimer, DB	2
1971	Burgess Owens, CB	5
1972	Paul Horschel, DB	3
	Gary Streicher, DB	3
1973	Ernie Jones, S	5
1974	Mike Archer, CB	3
	Ernie Jones, S	3
1975	Joe Bettencourt, S	2
1976	Bryan Ferguson, CB	4
1977	Bryan Ferguson, CB	7
1978	Three players	3
1979	Gene Coleman, FS	9
1980	Fred Marion, FS	7
1981	Fred Marion, FS	6
1982	Three players	3
1983	Jay Brophy, LB	3
	Ken Calhoun, SS	3



INDIVIDUAL LEADERS

YEAR	PLAYER, POS	INT
1984	Darrell Fullington, CB	5
1985	Bennie Blades, FS	4
	Don Ellis, CB	4
1986	Bennie Blades, FS	10
1987	Bennie Blades, FS	5
1988	Bobby Harden, SS	4
1989	Roland Smith, CB	6
1990	Darryl Williams, CB	3
1991	Ryan McNeil, CB	5
1992	Dexter Seigler, CB	4
	Paul White, CB	4
1993	Dexter Seigler, CB	4
1994	Carlos Jones, CB	5
1995	Four players	2
1996	Duane Starks, CB	3
1997	Duane Starks, CB	3
1998	Leonard Myers, CB	2
	Ed Reed, FS	2
1999	Mike Rumph, CB	4
	Nate Webster, LB	4
2000	Ed Reed, FS	8
2001	Ed Reed, FS	9
2002	Sean Taylor, FS	4
2003	Sean Taylor, FS	10
2004	Devin Hester, CB	4
2005	Three Players	3
2006	Kenny Phillips, S	4
2007	Randy Phillips, S	3
2008	Four players	1
2009	Three players	2
2010	Three players	3
2011	JoJo Nicolas, DB	2
2012	Brandon McGee, DB	2
	Jimmy Gaines, LB	2
2013	Tracy Howard, DB	4
2014	Three players	2
2015	Artie Burns, DB	6
2016	Rayshawn Jenkins, DB	2
2017	Michael Jackson, DB	4
	Jaquan Johnson, DB	4

SEASON LEADERS

PLAYER	SEASON	INT	YDS
1. Ed Reed	2001	9	206
2. Sean Taylor	2003	10	184
3. Maurice Sikes	2002	3	150
4. Gary Streicher	1972	3	148
5. Dexter Seigler	1992	4	146
6. John Bookman	1956	6	137
7. Arnold Tucker	1943	6	132
8. Bennie Blades	1986	10	128
9. Ken Corbin	1967	2	125
10. Sean Taylor	2002	4	122

INTERCEPTIONS RETURNED FOR TD

CAREER LEADERS

PLAYER	SEASONS	TD
1. Ed Reed	1998-2001	4
2. Sean Taylor	2001-03	3
3. Ken Corbin	1965-67	2
Bennie Blades	1985-87	2
Dexter Seigler	1990-93	2
Carlos Jones	1993-96	2
Leonard Myers	1998-2001	2
Phillip Buchanan	1999-2001	2
Maurice Sikes	2000-03	2

CONSECUTIVE GAMES WITH INT

CAREER LEADERS

PLAYER	SEASONS	G
1. Bennie Blades	1986-87	5
Dexter Seigler	1992-93	5
3. Fred Marion	1980-81	4
Bennie Blades	1986	4
Ed Reed	2000	4
Ed Reed	2001	4
Sean Taylor	2003	4
8. Bryan Ferguson	1977	3
Ryan McNeil	1991	3
Sean Taylor	2003	3
Artie Burns	2015	3
Jaquan Johnson	2017	3

INTERCEPTION RETURN YARDS

CAREER LEADERS

PLAYER	SEASONS	INT	YDS
1. Ed Reed	1998-2001	21	389
2. Sean Taylor	2001-03	14	306
3. Bennie Blades	1984-87	19	305
4. Maurice Sikes	2000-03	6	222
5. Dexter Seigler	1990-93	8	208
6. Greg Perez	1968-69	8	182
7. Ronnie Lippett	1980-82	10	179
8. John Bookman	1953-56	9	178
9. Fred Marion	1978-81	16	174
10. Randy Phillips	2005-09	5	170

FUMBLE RECOVERIES

CAREER LEADERS

PLAYER	SEASONS	FR
1. Ted Hendricks	1966-68	12
2. Pete Mastellone	1948-50	8
Mike Barnes	1970-72	8
4. George Mira, Jr.	1984-87	7
5. Walt Kichefski	1936-39	6
Sam David	1948-50	6
Dick Sorensen	1967-69	6
Al Palewicz	1969-72	6
Jonathan Vilma	2000-03	6

INDIVIDUAL LEADERS

PUNT RETURNS

PUNT RETURNS FOR TD

CAREER LEADERS

	PLAYER	SEASONS	TD
1.	Santana Moss	1997-2000	6
2.	Devin Hester	2003-05	4
3.	Kevin Williams	1990-92	3
4.	Gordon Malloy	1952-54	2
	Andy Sixkiller	1964-65	2
	Phillip Buchanan	1999-2001	2
	Roscoe Parrish	2002-04	2
	Thearon Collier	2008-09	2

KICK RETURNS

KICK RETURN YARDS

CAREER LEADERS

	PLAYER	SEASONS	KR	YDS
1.	Duke Johnson	2012-14	41	1,288
2.	Randal Hill	1987-90	54	1,169
3.	Stacy Coley	2013-16	46	1,142
4.	Travis Benjamin	2008-11	49	1,137
5.	Tom Sullivan	1969-71	49	1,121
6.	J.C. Penny	1984-86	52	1,088
7.	Mark Rush	1979-82	49	1,066
8.	Tim Morgan	1973-76	43	1,036
9.	Devin Hester	2003-05	40	1,019
10.	Chuck Foreman	1970-72	42	882

SEASON LEADERS

	PLAYER	SEASON	KR	YDS
1.	Duke Johnson	2012	27	892
2.	Jeff Thomas	2017	32	691
3.	Travis Benjamin	2011	25	592
4.	Graig Cooper	2009	52	582
5.	Stacy Coley	2013	22	570
6.	Stacy Coley	2014	24	541
7.	Tremain Mack	1996	14	528
8.	Jason Geathers	2002	24	521
9.	Devin Hester	2003	18	517
10.	Randal Hill	1987	19	497

PUNTING

PUNTING AVERAGE

SEASON LEADERS

	PLAYER	SEASON	P	AVG
1.	Pat O'Donnell	2013	53	47.13
2.	Matt Bosher	2010	59	44.02
3.	Justin Vogel	2016	64	43.80
4.	Freddie Capshaw	2000	49	43.20
5.	Pat Barrett	1969	45	43.10
6.	Justin Vogel	2014	52	42.82

	PLAYER	SEASON	P	AVG
7.	Howard Plasman	1941	54	42.70
8.	Dalton Botts	2011	48	42.70
9.	Matt Bosher	2009	51	42.50
	Justin Vogel	2015	67	42.50

PARTICIPATION

GAMES PLAYED

CAREER LEADERS

	PLAYER	SEASONS	GP
1.	Brandon Meriweather	2002-06	52
2.	Jon Peattie	2002-06	51
	LaRon Byrd	2008-11	51
4.	Anthony Chickillo	2011-14	50
	William Joseph	1999-2002	50
	Matt Walters	1999-2002	50
	Darnell Jenkins	2003-07	50
	JoJo Nicolas	2007-11	50
	Mike James	2009-12	50
	Vaughn Telemaque	2008-12	50

CONSECUTIVE GAMES PLAYED

CAREER LEADERS

	PLAYER	SEASONS	GP
1.	Jon Peattie	2002-06	51
	Tyriq McCord	2012-15	51
	Dallas Crawford	2012-15	51
	Tracy Howard	2012-15	51
5.	Anthony Chickillo	2011-14	50
	William Joseph	1999-2002	50
	Matt Walters	1999-2002	50
8.	Mike James	2009-12	50

GAMES STARTED

CAREER LEADERS

	PLAYER	SEASONS	GS
1.	William Joseph	1999-2002	50
2.	Joaquin Gonzalez	1998-2001	49
3.	Ed Reed	1998-2001	48
4.	Anthony Chickillo	2011-14	47
	Jason Fox	2006-09	47

CONSECUTIVE GAMES STARTED

CAREER LEADERS

	PLAYER	SEASONS	GS
1.	William Joseph	1999-2002	50
2.	Joaquin Gonzalez	1998-2001	49
3.	Anthony Chickillo	2011-14	47
4.	Dan Morgan	1997-2000	45
5.	Mike Rumph	1998-2001	40



INDIVIDUAL LEADERS - SINGLE GAME

RUSHING

RUSHING ATTEMPTS

	PLAYER	OPPONENT, DATE	ATT
1.	Ottis Anderson	at Florida, 12/2/78	39
	Edgerrin James	UCLA, 12/5/98	39
	Willis McGahee	Virginia Tech, 12/7/02	39
4.	Clinton Portis	at Boston College, 11/10/01	36
5.	Clinton Portis	at Virginia Tech, 12/1/01	34
6.	Lorenzo Roan	East Carolina, 11/8/80	33
	Edgerrin James	at Boston College, 10/18/97	33
	James Jackson	Penn State, 9/18/99	33
	Dallas Crawford	at North Carolina, 10/17/13	33
10.	Woody Thompson	Boston College, 10/12/73	32
	Willis McGahee	at West Virginia, 10/26/02	32

RUSHING YARDS

	PLAYER	OPPONENT, DATE	ATT	YDS
1.	Edgerrin James	UCLA, 12/5/98	39	299
2.	Edgerrin James	at Boston College, 10/18/97	33	271
3.	Duke Johnson	at Virginia Tech, 10/23/14	29	249
	Lorenzo Roan	East Carolina, 11/8/80	33	249
5.	Willis McGahee	Virginia Tech, 12/7/02	39	205
6.	Willis McGahee	at Florida, 9/7/02	24	204
	Mark Walton	Toledo, 9/23/17	11	204
8.	Jason Geathers	Florida A&M, 8/31/02	22	199
9.	Frank Gore	at Virginia, 11/13/04	28	195
	Tyrone Moss	North Carolina, 10/29/05	24	195

RUSHING AVERAGE

MINIMUM 4 ATTEMPTS

	PLAYER	OPPONENT, DATE	ATT	AVG
1.	Jack Losch	Bucknell, 11/11/55	4	39.3
2.	Al Shipman	Georgia Southern, 9/3/94	5	26.0
3.	Frank Gore	West Virginia, 10/25/01	6	20.7
4.	Walter Watt	at St. Louis, 10/16/42	6	20.3
5.	Mark Walton	Toledo, 9/23/17	11	18.5
6.	Larry Jones	at Pittsburgh, 11/6/93	8	16.9
7.	Jack Losch	Boston College, 11/4/55	8	16.3
8.	Duke Johnson	Cincinnati, 10/11/14	10	16.2
	Eddie Dunn	Spring Hill, 10/8/37	8	16.2
10.	Eddie Dunn	Georgia Southern, 10/1/37	11	15.9

TOUCHDOWNS

	PLAYER	OPPONENT, DATE	TD
1.	Willis McGahee	Virginia Tech, 12/7/02	6
2.	Bill L'Italiani	Piedmont, 10/28/32	5
3.	Mark Walton	FAU, 9/10/16	4
	Melvin Bratton	Boston College, 11/23/84	4
	Alonzo Highsmith	at Notre Dame, 10/6/84	4
	Willis McGahee	at Temple, 9/14/02	4
	Tyrone Moss	North Carolina, 10/29/05	4

LONGEST RUSH FROM SCRIMMAGE

	PLAYER	OPPONENT, DATE	YDS
1.	Duke Johnson	North Carolina, 11/1/14	90
	Jack Losch	Bucknell, 11/11/55	90
3.	Larry Jones	at Pittsburgh, 11/6/93	88
4.	Mike Vacchio	Florida State, 10/5/51	87
5.	Danyell Ferguson	at Boston College, 11/11/95	85
6.	Harry Ghaul	Florida, 11/21/47	82
	Al Shipman	Georgia Southern, 9/3/94	82
	Clinton Portis	McNeese State, 8/31/00	82
	Mark Walton	Toledo, 9/23/17	82
10.	Joe Plevel	Villanova, 11/1/57	80
	Ottis Anderson	Florida State, 9/23/78	80
	Edgerrin James	Rutgers, 11/15/97	80
	Mark Walton	at Appalachian State, 9/17/16	80

PASSING

COMPLETIONS

	PLAYER	OPPONENT, DATE	ATT	COMP
1.	Brock Berlin	West Virginia, 10/2/03	54	37
2.	Steve Walsh	vs. Arkansas, 11/26/88	50	33
3.	Brad Kaaya	Pittsburgh, 11/5/16	47	32
	Gino Torretta	San Jose State, 10/14/89	49	32
	Craig Erickson	at California, 9/15/90	47	32
	Ryan Collins	Memphis, 11/27/93	54	32
7.	Steve Walsh	at Notre Dame, 10/15/88	50	31
	Gino Torretta	at Iowa, 9/5/92	51	31
	Stephen Morris	at Georgia Tech, 9/22/12	52	31
10.	Bernie Kosar	Maryland, 11/10/84	50	30
	Stephen Morris	at Duke, 11/16/13	49	30

ATTEMPTS

	PLAYER	OPPONENT, DATE	COMP	ATT
1.	Ryan Collins	Memphis, 11/27/93	32	54
	Brock Berlin	West Virginia, 10/2/03	37	54
3.	Craig Erickson	at BYU, 9/8/90	28	52
	Stephen Morris	at Georgia Tech, 9/22/12	31	52
5.	Gino Torretta	at Iowa, 9/5/92	31	51
6.	Jacory Harris	at North Carolina, 11/14/09	28	50
	Bernie Kosar	Maryland, 11/10/84	30	50
	Steve Walsh	at Notre Dame, 10/15/88	31	50
	Steve Walsh	Arkansas, 11/26/88	33	50
10.	Gino Torretta	San Jose State, 10/14/89	32	49
	Stephen Morris	NC State, 9/29/12	26	49
	Stephen Morris	at Duke, 11/16/13	30	49
	Brad Kaaya	at Florida State, 10/10/15	29	49

PASSING YARDS

	PLAYER	OPPONENT, DATE	COMP	ATT	YDS
1.	Stephen Morris	NC State, 9/29/12	26	49	566
2.	Gino Torretta	San Diego State, 11/30/91	23	44	485
3.	Gino Torretta	San Jose State, 10/14/89	32	49	468
4.	Craig Erickson	at California, 9/15/90	32	47	467

INDIVIDUAL LEADERS - SINGLE GAME

	PLAYER	OPPONENT, DATE	COMP	ATT	YDS
5.	Bernie Kosar	Boston College, 11/23/84	25	38	447
6.	Stephen Morris	at Georgia Tech, 9/22/12	31	52	433
7.	Gino Torretta	at Iowa, 9/5/92	31	51	436
8.	Steve Walsh	at Notre Dame, 10/15/88	31	50	424
	Craig Erickson	San Diego State, 11/18/89	27	45	424
10.	Ken Dorsey	at West Virginia, 10/26/02	22	36	422

	PLAYER	OPPONENT, DATE	REC	YDS
6.	Andre Johnson	Virginia Tech, 12/7/02	6	193
7.	Phillip Dorsett	NC State, 9/29/12	7	191
8.	Joe Schmidt	at Houston, 11/1/69	5	186
9.	Phillip Dorsett	at Georgia Tech, 9/22/12	9	184
10.	Andre Johnson	at Syracuse, 11/30/02	6	181

TOUCHDOWNS

	PLAYER	OPPONENT, DATE	TD
1.	Bernie Kosar	at Cincinnati, 10/13/84	5
	Steve Walsh	Cincinnati, 10/22/88	5
	Ken Dorsey	Boston College, 11/25/00	5
	Brock Berlin	at NC State, 10/23/04	5
	Kyle Wright	at Wake Forest, 11/12/05	5
	Stephen Morris	NC State, 9/29/12	5
7.	19 times, most recently:		
	Brad Kaaya	West Virginia, 12/28/16	4

LONGEST PASS PLAY

	PLAYERS	OPPONENT, DATE	YDS
1.	Gino Torretta (Horace Copeland)	at Arkansas, 8/31/91	99
2.	Kyle Wright (Darnell Jenkins)	at North Carolina, 10/6/07	97
3.	Kyle Wright (Sinorice Moss)	at Temple, 10/15/05	92
4.	V. Testaverde (A. Highsmith)	at East Carolina, 10/5/85	88
	Gino Torretta (Wesley Carroll)	Cincinnati, 10/7/89	88
6.	Stephen Morris (Herb Waters)	USF, 11/17/12	87
7.	Bernie Kosar (Eddie Brown)	at Cincinnati, 10/13/84	85
	Scott Covington (Tony Gaiter)	Pittsburgh, 9/28/96	85
9.	Scott Covington (Reggie Wayne)	Virginia Tech, 9/19/98	84
	Stephen Morris (Allen Hurns)	Virginia Tech, 11/9/13	84

RECEIVING

	PLAYER	OPPONENT, DATE	YDS	REC
1.	Willie Smith	Maryland, 11/10/84	128	12
	Phillip Dorsett	USF, 11/17/12	111	12
3.	Jerry Daanen	LSU, 10/9/65	127	11
	Willie Smith	vs. Florida, 9/1/84	152	11
	Cleveland Gary	at Notre Dame, 10/15/88	130	11
	Wesley Carroll	at California, 9/15/90	208	11
	Wesley Carroll	Syracuse, 11/24/90	97	11
	Kellen Winslow	vs. Ohio State, 1/3/03	122	11
9.	Eddie Brown	Boston College, 11/23/84	220	10
	Willie Smith	at Louisville, 11/3/84	124	10
	Andre Brown	BYU, 12/3/88	131	10
	Wesley Carroll	at Florida State, 10/28/89	119	10
	Christopher Herndon	Syracuse, 10/21/17	96	10

RECEIVING YARDS

	PLAYER	OPPONENT, DATE	REC	YDS
1.	Eddie Brown	Boston College, 11/23/84	10	220
2.	Wesley Carroll	at California, 9/15/90	11	208
3.	Phillip Dorsett	Arkansas State, 9/13/15	4	201
4.	Andre Johnson	vs. Nebraska, 1/3/02	7	199
5.	Michael Irvin	East Carolina, 11/27/86	8	194

TOTAL OFFENSE

TOTAL YARDS

	PLAYER	OPPONENT, DATE	RUSH	PASS	YDS
1.	Stephen Morris	NC State, 9/29/12	2	566	568
2.	Gino Torretta	San Diego State, 11/30/91	-11	485	474
3.	Craig Erickson	at California, 9/15/90	5	467	472
4.	Gino Torretta	at Iowa, 9/5/92	18	433	451
5.	Stephen Morris	at Georgia Tech, 9/22/12	10	436	446
6.	Gino Torretta	San Jose State, 10/14/89	-25	468	443
7.	Bernie Kosar	Boston College, 11/23/84	-11	447	436
8.	Steve Walsh	at Notre Dame, 10/15/88	-4	424	420
9.	Ryan Collins	Memphis, 11/27/93	25	392	417
10.	Ken Dorsey	at West Virginia, 10/26/02	-8	422	414

SCORING

TOTAL TOUCHDOWNS

	PLAYERS	OPPONENT, DATE	TD
1.	Willis McGahee	Virginia Tech, 12/7/02	6
2.	Bill L'Italian	Piedmont, 10/28/33	5
3.	Mark Walton	FAU, 9/10/16	4
	Melvin Bratton	Boston College, 11/23/84	4
	Alonzo Highsmith	at Notre Dame, 10/6/84	4
	Willis McGahee	at Temple, 9/14/02	4
	Tyrone Moss	North Carolina, 10/29/05	4
	Mike James	at Georgia Tech, 9/22/12	4

PAT KICKS MADE

	PLAYER	OPPONENT, DATE	XPA	XPM
1.	Matt Goudis	Savannah State, 9/21/13	11	11
2.	Michael Badgley	FAMU, 9/3/16	10	10
3.	Andy Crosland	East Tennessee State, 9/5/98	9	9
	Todd Sievers	Florida A&M, 8/31/02	9	9
5.	Carlos Huerta	Cincinnati, 10/7/89	8	8
	Dane Prewitt	at San Diego State, 11/28/92	8	8
	Dane Prewitt	Georgia Southern, 9/3/94	8	8
	Dane Prewitt	Rutgers, 10/14/95	8	8
	Todd Sievers	Syracuse, 11/17/01	8	8
	Todd Sievers	Washington, 11/24/01	9	8
	Todd Sievers	Virginia Tech, 12/7/02	8	8

FIELD GOALS MADE

	PLAYERS	OPPONENT, DATE	FGM
1.	Jon Peattie	West Virginia, 10/2/03	5
	Michael Badgley	Nebraska, 9/19/15	5
	Michael Badgley	at Pittsburgh, 11/27/15	5
3.	Michael Badgley	Duke, 11/26/16	4
	Danny Miller	Houston, 9/19/81	4
	Danny Miller	North Texas, 11/22/80	4

INDIVIDUAL LEADERS - SINGLE GAME

PLAYERS	OPPONENT, DATE	FGM
Greg Cox	vs. Florida, 9/1/84	4
Carlos Huerta	Syracuse, 11/24/90	4
Dane Prewitt	Washington, 9/24/94	4
Todd Sievers	at Penn State, 9/1/01	4
Todd Sievers	at Boston College, 11/10/01	4
Todd Sievers	at Virginia Tech, 12/1/01	4
Todd Sievers	at Tennessee, 11/9/02	4
Jake Wieclaw	USF, 11/17/12	4

LONGEST FIELD GOAL

PLAYERS	OPPONENT, DATE	YDS
1. Danny Miller	at Florida State, 11/7/81	57
Michael Badgley	Georgia Tech, 11/21/15	57
3. Danny Miller	Florida, 9/5/81	55
Jon Peattie	Virginia Tech, 11/4/06	55
5. Chris Dennis	Navy, 11/7/75	54
6. Danny Miller	Notre Dame, 11/28/81	53
Todd Sievers	at Florida, 9/7/02	53
8. Greg Cox	at East Carolina, 10/31/87	52
Carlos Huerta	at Michigan State, 9/30/89	52
Carlos Huerta	Syracuse, 11/24/90	52
Matt Boshier	Wake Forest, 10/25/08	52

DEFENSE

INTERCEPTIONS

PLAYERS	OPPONENT, DATE	INT
1. Joe Dixon	Catholic, 11/12/37	3
Bill Steiner	Georgia, 12/6/40	3
Al Hudson	Michigan State, 11/23/45	3
Whitey Campbell	Chattanooga, 10/25/46	3
Whitey Campbell	Rollins, 10/17/47	3
Al Hudson	Georgia, 10/22/48	3
John Bookman	Boston College, 10/5/56	3
Larry DiGiammarino	Oregon, 12/6/58	3
Gene Coleman	Florida, 12/1/79	3
Bobby Harden	BYU, 12/3/88	3
Kenny Phillips	at Duke, 10/21/06	3

LONGEST INTERCEPTION RETURN

PLAYER	OPPONENT, DATE	YDS
1. Selwyn Brown	at Boston College, 9/28/85	100
2. Paul Hefti	Fordham, 10/29/54	98
3. Maurice Sikes	at Florida, 9/7/02	97
4. Ed Injaychock	Chattanooga, 10/25/46	96
Gary Streicher	at Army, 10/28/72	96
6. Kenny Calhoun	Louisville, 10/8/83	92
7. Dexter Seigler	Temple, 11/14/92	89
Al Hudson	vs. Holy Cross, 11/1/46	89
9. Art Knust	Marquette, 10/24/54	85
Willie Cooper	at Duke, 10/21/06	85

PUNTING

PUNTING AVERAGE

PLAYER	OPPONENT, DATE	P	AVG
1. Harry Ghaul	Miami (Ohio), 11/8/46	6	55.3
2. Pat O'Donnell	Virginia Tech, 11/9/13	5	55.2
3. Justin Vogel	Nebraska, 9/19/15	5	52.0
4. Justin Vogel	at Cincinnati, 10/1/15	5	51.6
5. Justin Vogel	North Carolina, 11/1/14	5	50.4
6. Mike Burke	Houston, 11/21/72	6	50.3
7. Brian Monroe	North Carolina, 10/7/06	7	49.3
8. Harry Ghaul	Georgia, 10/22/48	5	49.2
9. Pat O'Donnell	Virginia, 11/23/13	7	49.1
10. Pat O'Donnell	Florida, 9/7/13	8	49.0

MINIMUM 5 ATTEMPTS

LONGEST PUNT

PLAYERS	OPPONENT, DATE	YDS
1. Rob Rajsich	at Kansas, 9/30/78	79
2. Harry Ghaul	Florida, 11/21/47	77
Rob Rajsich	Florida State, 9/23/78	77
4. Matt Boshier	at Duke, 10/18/08	76
5. Matt Boshier	at Virginia Tech, 11/17/07	75
6. Howard Plasman	Alabama, 11/28/41	74
Brian Monroe	vs. North Carolina, 10/7/06	74
8. John Douglas	at Florida, 10/15/38	73
Justin Vogel	Clemson, 10/24/15	73
10. Al Kasulin	Furman, 10/31/42	71
Harvey Foster	Georgia, 11/3/61	71
Pat O'Donnell	Virginia, 11/23/13	71

PUNT RETURNS

RETURN YARDS

PLAYER	OPPONENT, DATE	RET	YDS
1. Kevin Williams	Penn State, 10/12/91	4	152
2. Devin Hester	Louisiana Tech, 9/18/04	2	142
3. Santana Moss	Rutgers, 11/20/99	4	127
4. Duane Starks	at Baylor, 8/30/97	4	123
5. Wesley Carroll	at Wisconsin, 9/9/89	6	122
6. Santana Moss	at Temple, 10/21/00	4	121
Roscoe Parrish	at Virginia, 11/13/04	3	121
8. Kevin Williams	Long Beach State, 10/19/91	4	120
9. Santana Moss	Boston College, 11/25/00	4	114
10. Phillip Buchanon	Temple, 11/3/01	3	109

LONGEST PUNT RETURN

PLAYERS	OPPONENT, DATE	YDS
1. Roscoe Parrish	at Boston College, 9/20/03	92
Devin Hester	Louisiana Tech, 9/18/04	92
3. Kevin Williams	Penn State, 10/12/91	91
4. Walter Watt	Texas A&M, 12/8/44	87
Daryl Jones	Boston College, 11/25/00	87
6. Duane Starks	at Baylor, 8/30/97	85
Santana Moss	Boston College, 11/25/00	85
8. Jack Brasington	at Louisville, 10/8/49	82

INDIVIDUAL LEADERS - SINGLE GAME

PLAYERS	OPPONENT, DATE	YDS
9. Hal Johnston / John Mell	LSU, 11/15/46	80
10. Jimmy Dye	Florida, 12/9/67	79
Stacy Coley	at Duke, 11/16/13	79

KICK RETURNS

RETURN YARDS

PLAYER	OPPONENT, DATE	RET	YD
1. Duke Johnson	at Virginia, 11/10/12	4	214
2. Najeh Davenport	at Syracuse, 11/28/98	7	208
3. Tremain Mack	at Temple, 11/2/96	4	205
4. Tremain Mack	at Syracuse, 11/30/96	3	146
5. Duke Johnson	at Kansas State, 9/8/12	5	141
6. Silvio Cardoso	at Wake Forest, 9/25/71	2	140
7. Tom Sullivan	Florida State, 9/26/69	5	135
Ryan Hill	vs. Virginia, 11/10/07	6	135
9. Tim Morgan	at Notre Dame, 11/20/76	4	130
Travis Benjamin	vs. Virginia, 10/27/11	4	130

LONGEST KICKOFF RETURN

PLAYER	OPPONENT, DATE	YD
1. Tim Morgan	Houston, 10/17/75	100
Ottis Anderson	Utah State, 10/21/78	100
Ottis Anderson	at Tulane, 11/4/78	100
Devin Hester	at NC State, 10/23/04	100
5. Tom Sullivan	Army, 10/29/71	99
6. Devin Hester	Florida, 9/6/03	97
7. Russell Coates	West Virginia, 11/28/42	96
8. Tremain Mack	at Syracuse, 11/30/96	95
Duke Johnson	Bethune-Cookman, 9/17/12	95
Duke Johnson	at Virginia, 11/10/12	95
Duke Johnson	Savannah State, 9/21/13	95



INDIVIDUAL SUPERLATIVES

PLAYER	OPPONENT	DATE	REC	YDS	TD
Ahmon Richards	at Duke	9/29/2017	3	106	1
Darrell Langham	Georgia Tech	10/14/2017	5	100	0
Jeff Thomas	at North Carolina	10/28/2017	3	101	1





TEAM SEASON BESTS

RUSHING

MOST ATTEMPTS

1.	567	1957
2.	557	1977
3.	547	1971
4.	542	1956
5.	541	1978
6.	540	1974
7.	523	1952
8.	521	1973
9.	520	1976
10.	519	1972

FEWEST ATTEMPTS

1.	318	1963
2.	365	1949
3.	369	1964
4.	371	2012
5.	372	1991
6.	381	1992
7.	393	1969
8.	395	1953
9.	398	2011
10.	401	1988

MOST YARDS

1.	2,558	1954
2.	2,540	1957
3.	2,388	2010
4.	2,379	2002
5.	2,345	2014
6.	2,338	2003
7.	2,328	1978
8.	2,251	2001
9.	2,232	1998
10.	2,210	1955

FEWEST YARDS

1.	798	1968
2.	1,092	1979
3.	1,204	1964
4.	1,213	1970
5.	1,227	1963
6.	1,264	1965
7.	1,325	1992
8.	1,344	1969
9.	1,351	1981
10.	1,376	1953

MOST YARDS PER GAME

1.	284.2	1954
----	-------	------

2.	254.0	1957	25	2001	
3.	245.5	1955	25	2013	
4.	211.6	1978	9.	24	2016
5.	209.7	1956		24	1987
6.	204.6	2001		24	2000
7.	202.9	1998			
8.	194.8	2000			
9.	187.0	1951			
10.	185.1	1960			

FEWEST YARDS PER GAME

1.	79.8	1968
2.	99.3	1979
3.	110.3	1970
4.	116.0	2005
5.	119.9	2015
6.	120.4	1964
7.	120.5	1992
8.	122.7	1963
9.	122.8	1981
10.	126.4	1965

MOST YARDS PER ATTEMPT

1.	5.48	2002
2.	5.33	2001
3.	5.30	2014
4.	5.11	1954
5.	5.05	2017
6.	4.94	2000
7.	4.89	1998
8.	4.84	2010
9.	4.78	2013
10.	4.76	1955

FEWEST YARDS PER ATTEMPT

1.	1.88	1968
2.	2.63	1970
3.	2.64	1979
4.	2.67	1977
5.	2.83	1981
6.	2.96	1965
7.	3.14	1975
8.	3.19	1958
9.	3.26	1964
10.	3.29	1976

MOST TOUCHDOWNS

1.	33	2002
2.	29	1954
	29	1998
4.	27	1990
5.	26	1997
6.	25	1994

FEWEST TOUCHDOWNS

1.	3	1977
2.	5	1963
3.	7	1958
4.	9	1961
	9	1968
	9	1988
7.	10	1970
8.	11	1965
	11	1975
10.	12	1966
	12	1981

PASSING

MOST COMPLETIONS

1.	279	1984
2.	268	2015
3.	264	2012
4.	263	2016
5.	260	1988
6.	259	1992
7.	254	1989
8.	246	2009
	246	1990
10.	245	2003

FEWEST COMPLETIONS

1.	35	1935
2.	43	1954
3.	48	1957
4.	52	1951
5.	54	1955
6.	55	1949
7.	59	1948
8.	61	1953
	61	1956
10.	64	1960

MOST ATTEMPTS

1.	465	1989
2.	457	1992
3.	450	1984
4.	449	2015
5.	447	2012
6.	443	2010
7.	441	1988



TEAM SEASON BESTS

8.	434	1990
9.	432	2002
10.	426	2016
	426	2017

FEWEST ATTEMPTS

1.	65	1945
2.	87	1954
3.	95	1955
4.	105	1957
5.	112	1960
6.	127	1951
7.	129	1853
8.	143	1949
	143	1956
10.	146	1948

MOST YARDS

1.	3,826	1984
2.	3,695	2002
3.	3,602	2015
4.	3,573	1990
5.	3,564	2016
6.	3,545	2012
7.	3,503	1988
8.	3,501	1985
9.	3,476	1992
10.	3,452	2013

FEWEST YARDS

1.	269	1945
2.	429	1957
3.	553	1954
4.	675	1949
5.	721	1956
6.	762	1960
7.	782	1953
8.	800	1951
9.	826	1948
10.	903	1955

MOST TOUCHDOWNS

1.	35	1988
2.	32	2002
3.	30	1986
4.	27	2016
	27	1999
6.	26	2014
	26	2000
	26	2017
9.	25	1984
	25	2009
	25	2013

FEWEST TOUCHDOWNS

1.	3	1947
	3	1971
3.	4	1953
	4	1954
	4	1955
	4	1973
7.	5	1952
	5	1956
	5	1958
	5	1959
	5	1964
	5	1975
	5	1987

FEWEST YARDS PER GAME

1.	156.2	1944
2.	221.6	1964
3.	229.9	1948
4.	239.8	1953
5.	245.2	1949
6.	254.3	1965
7.	254.9	1977
8.	257.4	1952
9.	261.2	1958
10.	261.3	1960

MOST PLAYS

1.	936	2010
2.	917	2003
3.	898	1989
4.	887	2002
5.	879	2009
6.	873	2015
7.	865	1984
8.	861	2016
9.	860	1999
10.	842	1996

TOTAL OFFENSE

MOST TOTAL YARDS

1.	6,074	2002
2.	5,594	2014
3.	5,542	2016
4.	5,536	2013
5.	5,493	2010
6.	5,367	1984
7.	5,312	1990
8.	5,282	2012
9.	5,243	2017
10.	5,199	2009

FEWEST TOTAL YARDS

1.	1,406	1944
2.	2,158	1953
3.	2,207	1949
4.	2,216	1964
5.	2,299	1948
6.	2,543	1965
7.	2,612	1958
8.	2,613	1960
9.	2,727	1959
10.	2,799	1975

MOST YARDS PER GAME

1.	482.9	1990
2.	467.2	2002
3.	461.5	1985
4.	460.8	2000
5.	454.8	2001
6.	454.1	1989
7.	452.5	1988
8.	451.5	1998
9.	441.3	1991
10.	440.2	2012

FEWEST PLAYS

1.	508	1949
2.	524	1953
3.	527	1947
4.	546	1964
5.	560	1955
6.	565	1948
7.	577	1960
8.	588	1954
9.	622	1951
10.	639	1965

MOST FIRST DOWNS

1.	288	1984
	288	2010
3.	275	2009
4.	270	1989
5.	267	2002
6.	266	1990
	266	1994
8.	264	2003
9.	261	2016
10.	260	2001

FEWEST FIRST DOWNS

1.	77	1944
2.	98	1949
3.	103	1948
4.	119	1953



TEAM SEASON BESTS

5.	130	1964	35	1955	10.	43	1962
6.	138	1960	35	1960		43	1984
7.	141	1951	10.	37	1956		
	141	1958					
9.	144	1975					
10.	150	1955					
	150	1965					

MOST FIRST DOWNS, RUSHING

1.	135	1938
2.	129	1957
3.	125	1954
4.	124	1978
5.	122	2010
6.	120	1994
7.	117	1974
8.	115	2003
9.	114	2014
10.	112	1955

FEWEST FIRST DOWNS, RUSHING

1.	53	1968
2.	61	1979
3.	65	1970
4.	66	1949
	66	1963
6.	70	1964
7.	75	1975
8.	76	1969
9.	79	1953
	79	1988
	79	2015

MOST FIRST DOWNS, PASSING

1.	169	2009
2.	161	1988
3.	159	1984
4.	156	1990
5.	153	1989
	153	1992
7.	152	2015
8.	151	2002
9.	149	1985
10.	148	2016
	148	2010

FEWEST FIRST DOWNS, PASSING

1.	11	1945
2.	23	1957
3.	24	1954
4.	27	1948
	27	1949
6.	29	1951
7.	35	1953

MOST FIRST DOWNS, PENALTY

1.	26	2012
2.	25	1989
3.	23	1984
4.	20	1987
	20	2005
	20	2013
7.	18	2016
	18	1979
	18	2010
	18	2015

FEWEST FIRST DOWNS, PENALTY

1.	1	1952
2.	3	1955
3.	5	1971
	5	1975
	5	1949
	5	1953
	5	1957
8.	6	1950
	6	1960
10.	7	1951
	7	1954
	7	1972

MOST PUNTS

1.	92	1939
2.	84	1970
3.	77	1977
4.	76	1968
	76	2017
6.	74	1971
7.	73	1951
8.	72	1948
	72	1957
	72	1978

FEWEST PUNTS

1.	30	1954
2.	33	1985
3.	36	1955
	36	1987
5.	38	1991
	38	2001
7.	39	1988
8.	40	1953
	40	1994

HIGHEST PUNTING AVERAGE

1.	44.8	2013
2.	44.1	2016
3.	44.0	2010
4.	42.8	2014
5.	42.7	2011
6.	42.5	2015
7.	42.4	2000
8.	42.3	1969
9.	40.9	2005
10.	40.8	1984

LOWEST PUNTING AVERAGE

1.	32.4	1962
2.	32.6	1953
3.	33.1	1958
4.	33.2	1954
5.	33.3	1961
6.	33.6	1950
	33.6	1957
8.	34.0	1949
9.	34.5	1951
	34.5	1994

PUNT RETURNS

MOST RETURNS

1.	52	1989
2.	50	2002
3.	47	2003
4.	45	2000
5.	44	1985
	44	2001
7.	43	1986
	43	1991
9.	42	2004
10.	41	1950
	41	1970

FEWEST RETURNS

1.	11	2011
2.	14	2017
3.	15	1966
4.	17	1955
	17	1960
	17	2012
7.	18	1958
	18	1979
9.	19	1984
10.	20	1975

TEAM SEASON BESTS

MOST RETURN YARDS

1.	832	2000
2.	707	1947
3.	697	2004
4.	662	2002
5.	636	1989
6.	622	1991
7.	583	2001
8.	531	2003
9.	528	1999
10.	475	1954

FEWEST RETURN YARDS

1.	90	1966
2.	105	1975
3.	118	2012
4.	121	2011
5.	129	1978
6.	131	1974
7.	137	1984
8.	139	1983
9.	145	2014
10.	146	1958
	146	1977

HIGHEST RETURN AVERAGE

1.	26.2	1947
2.	19.8	1954
3.	18.5	2000
4.	16.6	2004
5.	15.7	2017
6.	15.4	1949
7.	15.1	1948
8.	14.5	1991
9.	14.1	1967
10.	13.4	1996

LOWEST RETURN AVERAGE

1.	3.4	1983
2.	4.5	2010
3.	4.9	1977
4.	5.3	1975
	5.3	1976
6.	5.6	1978
7.	5.8	1973
8.	5.9	1959
9.	6.0	1966
	6.0	1974

MOST TOUCHDOWNS

1.	7	2004
2.	5	2000
3.	3	1986

	3	1991
	3	1995
	3	2001
7.	2	1954
	2	1996
	2	1999
	2	2003
	2	2009

6.	349	1991
7.	351	1993
8.	352	1989
9.	353	1961
10.	379	1968

HIGHEST RETURN AVERAGE

1.	27.4	2012
2.	27.2	1996
3.	25.2	2003
4.	25.1	2013
5.	24.7	1978
6.	24.1	1954
	24.1	1971
8.	23.5	1961
9.	22.7	2000
10.	22.6	1987

LOWEST RETURN AVERAGE

1.	9.3	1963
2.	10.4	1970
3.	14.2	1984
4.	14.7	1951
	14.7	1989
6.	14.9	1950
7.	15.2	1968
8.	15.9	1948
	15.9	1991
10.	16.3	1949

MOST TOUCHDOWNS

1.	2	1954
	2	1970
	2	1976
	2	1978
	2	2012
6.	1	1961
	1	1970
	1	1971
	1	1975
	1	1980
	1	1996
	1	2003
	1	2004
	1	2010
	1	2013
	1	2015

KICK RETURNS

MOST RETURNS

1.	60	2013
2.	57	2009
3.	53	1944
	53	2008
5.	49	2007
6.	45	2012
7.	44	1984
	44	2010
9.	43	1979
	43	2011

FEWEST RETURNS

1.	12	1956
2.	15	1961
3.	16	1955
4.	17	1950
	17	1949
6.	18	1992
7.	19	1951
8.	20	1993
9.	21	2016
	21	1981

MOST RETURN YARDS

1.	1,505	2013
2.	1,235	2009
	1,235	2012
4.	1,054	1970
5.	1,020	2008
6.	944	2007
7.	915	1971
	915	2011
9.	870	1979
10.	865	2010

FEWEST RETURN YARDS

1.	253	1950
2.	263	1956
3.	277	1949
4.	280	1951
5.	347	1955

DEFENSE

MOST QB SACKS (SINCE 1981)

1.	52	1989
2.	50	1988
3.	49	1986



TEAM SEASON BESTS

4.	48	1992	4.	4	1985	6.	88	1958
5.	47	2002		4	1992	7.	91	1935
6.	45	1993		4	2003	8.	96	1931
7.	44	1987	7.	3	1988	9.	106	1927
	44	1990		3	1954	10.	116	1963
	44	1991	9.	2	11 times			
	44	2017		last:	2017			

FEWEST QB SACKS (SINCE 1981)

1.	13	2012
2.	16	1984
3.	23	1997
4.	24	2009
	24	2000
	24	2011
7.	25	1995
8.	26	2015
9.	27	2014
	27	1981

MOST INT RETURN YARDS

1.	539	2001
2.	460	1967
3.	456	1954
4.	416	1950
5.	415	2000
6.	374	1952
7.	328	2002
8.	306	2003
9.	286	1988
10.	283	1986

FUMBLES

MOST FUMBLES

1.	49	1971
2.	48	1973
	48	1972
4.	43	1950
5.	40	1978
6.	38	1974
7.	36	1970
8.	33	1948
9.	32	1957
	32	1966
	32	1985
	32	1986

MOST INTERCEPTIONS

1.	34	1950
2.	28	1954
3.	27	2001
4.	26	1967
5.	23	1948
	23	2000
7.	21	1951
	21	1952
	21	1971
	21	1979
	21	1989

FEWEST RETURN YARDS

1.	11	1963
2.	36	2008
3.	52	1976
4.	57	1973
5.	58	2016
6.	64	1958
7.	67	1964
8.	74	1959
	74	2011
10.	78	1970
	78	1974

FEWEST FUMBLES

1.	7	2016
2.	10	2017
3.	11	2008
	11	2012
5.	14	2009
	14	2013
7.	15	2004
8.	16	1992
	16	1963
10.	17	1955
	17	2011

FEWEST INTERCEPTIONS

1.	4	1957
	4	1976
	4	2008
4.	5	1963
5.	6	2011
6.	7	1997
7.	8	2016
	8	1973
9.	9	2009
	9	1998
	9	1974
	9	1970
	9	1956
	9	1947

SCORING

MOST POINTS SCORED

1.	527	2002
2.	475	2001
3.	469	2000
4.	446	2016
5.	440	2013
6.	420	1986
7.	404	1999
8.	402	1998
9.	401	1990
10.	399	1985

MOST FUMBLES LOST

1.	26	1972
2.	24	1950
3.	22	1948
	22	1973
5.	21	1958
6.	20	1962
	20	1970
	20	1988
9.	18	1969
	18	1971
	18	1982

FEWEST POINTS SCORED

1.	26	1930
2.	45	1929
3.	49	1932
4.	73	1944
5.	80	1947

FEWEST FUMBLES LOST

1.	3	2016
2.	4	2009
	4	2017
4.	5	2015
	5	2008

MOST INT RETURNS FOR TDs

1.	6	2000
2.	5	2001
	5	1967

TEAM SEASON BESTS

6.	5	1997
7.	6	1995
	6	1992
9.	7	1987
	7	2004

PENALTIES

MOST PENALTIES

1.	124	2002
	124	2003
3.	121	2001
	121	2015
5.	119	1991
6.	107	1989
	107	2010
8.	104	1992
9.	98	1998
10.	97	2000

FEWEST PENALTIES

1.	27	1953
2.	39	1975
3.	40	1960
4.	42	1965
5.	43	1948
6.	46	1966
	46	1978
8.	48	1967
9.	49	1969
	49	1974

MOST PENALTY YARDS

1.	1,094	2015
2.	1,055	2002
3.	1,027	2003
4.	996	1991
5.	944	2001
6.	909	1992
	909	2010
8.	887	2000
9.	880	1989
10.	876	2016

FEWEST PENALTY YARDS

1.	236	1953
2.	380	1965
3.	385	1975
4.	405	1973
5.	428	1960
6.	429	1978
7.	434	1948
8.	442	1966
9.	443	1967
10.	456	1959



TEAM SINGLE-GAME BESTS

MIAMI

RUSHING

MOST ATTEMPTS

	OPPONENT	DATE
69	East Carolina	Nov. 8, 1980
66	Florida State	Sept. 18, 1976
64	Auburn	Oct. 27, 1967

FEWEST ATTEMPTS

	OPPONENT	DATE
14	Florida State	Oct. 4, 2008
16	Pittsburgh	Nov. 30, 1963
16	Boston College	Nov. 25, 2011
19	Florida State	Oct. 10, 2015
21	Pittsburgh	Oct. 23, 1965
21	Alabama	Nov. 15, 1969

MOST YARDS

	OPPONENT	DATE
498	Pacific	Oct. 11, 1974
497	Spring Hill	Sept. 30, 1938
454	East Carolina	Nov. 8, 1980

FEWEST YARDS

	OPPONENT	DATE
-85	Auburn	Oct. 26, 1968
-33	Florida State	Oct. 4, 1997

PASSING

MOST YARDS

	OPPONENT	DATE
566	NC State	Sept. 29, 2012
485	San Diego State	Nov. 30, 1991
473	California	Sept. 15, 1990
468	San Diego State	Nov. 18, 1989
463	USF	Nov., 2012

FEWEST YARDS

	OPPONENT	DATE
-6	N.C. State	Oct. 18, 1957

MOST ATTEMPTS

	OPPONENT	DATE
59	Memphis	Nov. 27, 1993
54	West Virginia	Oct. 2, 2003
53	San Diego State	Nov. 30, 1991
52	NC State	Sept. 29, 2012

MOST COMPLETIONS

	OPPONENT	DATE
37	West Virginia	Oct. 2, 2003
35	Memphis	Nov. 27, 1993
33	Arkansas	Nov. 26, 1988

MOST TOUCHDOWNS

	OPPONENT	DATE
6	Missouri	Oct. 1, 1988
6	Cincinnati	Oct. 22, 1988
5	Cincinnati	Oct. 13, 1984
5	NC State	Oct. 23, 2004
5	Duke	Oct. 8, 2005
5	Wake Forest	Nov. 12, 2005
5	Duke	Oct. 18, 2008
5	NC State	Sept. 29, 2012

MOST INTERCEPTIONS THROWN

	OPPONENT	DATE
7	Tulsa	Dec. 1, 1944
7	Texas A&M	Dec. 8, 1944

TOTAL OFFENSE

	OPPONENT	DATE	ADD'L STATS
689	UCLA	12/5/1998	371 rush, 318 pass
655	Boston College	11/23/1984	208 rush, 447 pass
651	NC State	9/29/2012	85 rush, 566 pass
646	at Duke	12/24/2012	248 rush, 398 pass
637	Savannah St.	9/21/2013	324 rush, 313 pass
621	Cincinnati	10/11/2014	335 rush, 286 pass

FEWEST TOTAL YARDS

	OPPONENT	DATE	ADD'L STATS
22	Kentucky	Nov. 3, 1951	7 rush, 15 pass
87	Notre Dame	Nov. 27, 1965	-17 rush, 104 pass
111	Notre Dame	Oct. 9, 1971	60 rush, 51 pass

MOST FIRST DOWNS

	OPPONENT	DATE
33	Cincinnati	Oct. 24, 1987
32	Boston College	Nov. 23, 1996
32	Kansas	Nov. 23, 1984
32	Vanderbilt	Oct. 3, 1981
32	Alabama	Dec. 7, 1963
32	Kansas	Oct. 25, 1957

MOST FIRST DOWNS, RUSHING

	OPPONENT	DATE
27	Pacific	Oct. 11, 1974
24	Kansas	Oct. 25, 1957
23	Spring Hill	Sept. 30, 1938

MOST FIRST DOWNS, PASSING

	OPPONENT	DATE
23	Notre Dame	Oct. 15, 1988
23	California	Sept. 15, 1990
21	Notre Dame	Nov. 30, 1985

MOST FIRST DOWNS, BY PENALTY

	OPPONENT	DATE
8	Florida State	Oct. 28, 1989
5	Wake Forest	Nov. 21, 1969
5	BYU	Dec. 3, 1988
5	NC State	Sept. 29, 2012
5	North Carolina	Oct. 13, 2012

DEFENSE

MOST SACKS

	OPPONENT	DATE
11	NC State	Nov. 20, 1982
11	San Diego State	Nov. 18, 1989

MOST INTERCEPTIONS

	OPPONENT	DATE
7	Charleston CG	Oct. 23, 1943
7	Georgetown	Nov. 3, 1950
7	Florida	Dec. 2, 1978

MOST INT RETURN YARDS

	OPPONENT	DATE
169	Fordham	Oct. 29, 1954

PUNT RETURNS

MOST YARDS

	OPPONENT	DATE
199	Boston College	Nov. 25, 2000
192	Louisiana Tech	Sept. 18, 2004

KICK RETURNS

MOST YARDS

	OPPONENT	DATE
273	Syracuse	Nov. 28, 1998

SCORING

MOST POINTS SCORED

	OPPONENT	DATE
77	Savannah State	Sept. 21, 2013
75	Fordham	Oct. 29, 1954

MOST POINTS ALLOWED

	OPPONENT	DATE
70	Texas A&M	Dec. 8, 1944

MOST POINTS SCORED IN A DEFEAT

	OPPONENT	DATE
45	Boston College	Nov. 23, 1984

MOST POINTS ALLOWED IN A VICTORY

	OPPONENT	DATE
45	Virginia Tech	Dec. 7, 2002

MOST POINTS SCORED, QUARTER

	OPPONENT	DATE QTR
42	FAMU	Sept. 3, 2016 3rd

MOST POINTS ALLOWED, QUARTER

	OPPONENT	DATE QTR
28	Syracuse	Nov. 21, 1970 2nd
28	Houston	Dec. 5, 1970 2nd

MOST POINTS SCORED IN A SHUTOUT VICTORY

	OPPONENT	DATE
62	Havana	Oct. 27, 1928

MOST POINTS ALLOWED IN A SHUTOUT LOSS

	OPPONENT	DATE
58	Clemson	Oct. 24, 2015

LARGEST MARGIN OF VICTORY

	OPPONENT	DATE
70	Savannah State	Sept. 21, 2013 77-7
68	Fordham	Oct. 29, 1954 75-7

LARGEST MARGIN OF DEFEAT

	OPPONENT	DATE
58	Clemson	Oct. 24, 2015 0-58

FUMBLES

MOST FUMBLES

	OPPONENT	DATE
9	NC State	Nov. 5, 1971

TEAM SINGLE-GAME BESTS

MOST FUMBLES LOST

OPPONENT	DATE
5 Holy Cross	Oct. 8, 1954
5 Boston College	Oct. 25, 1958
5 LSU	Oct. 10, 1959
5 Indiana	Oct. 23, 1964
5 Maryland	Oct. 2, 1970

PENALTIES

MOST PENALTIES

OPPONENT	DATE	ADD'L
23 Duke	10/31/15	194 yards
18 Boston College		11/23/91
18 Virginia Tech	10/24/1998	160 yards

OPPONENT

RUSHING

MOST ATTEMPTS

OPPONENT	DATE
81 Oklahoma	Oct. 6, 1973
74 Pittsburgh	Oct. 23, 1965
74 Notre Dame	Dec. 1, 1973

FEWEST ATTEMPTS

OPPONENT	DATE
17 Rice	Sept. 14, 1985
18 Pittsburgh	Oct. 20, 1984
18 Louisiana Tech	Oct. 28, 2000

MOST YARDS

OPPONENT	DATE
536 Auburn	Nov. 24, 1944
472 Georgia Tech	Nov. 20, 2008
448 Notre Dame	Dec. 1, 1973

FEWEST YARDS

OPPONENT	DATE
-47 Florida A&M	Sept. 13, 1980
-32 Spring Hill	Sept. 30, 1938

PASSING

MOST YARDS

OPPONENT	DATE
513 UCLA	Dec. 5, 1998
472 Boston College	Nov. 23, 1984
447 Louisville	Dec. 28, 2013
441 Boston College	Sept. 1, 2012
440 NC State	Sept. 29, 2012

FEWEST YARDS

OPPONENT	DATE
0 SE Louisiana	Oct. 11, 1935
0 Mississippi	Oct. 26, 1951
0 Auburn	Oct. 4, 1974

MOST ATTEMPTS

OPPONENT	DATE
62 Duke	Nov. 24, 2012
60 Cincinnati	Oct. 11, 2014
59 Memphis	Nov. 27, 1993
59 Houston	Sept. 12, 1991
55 BYU	Sept. 8, 1990
55 California	Sept. 15, 1990
55 Clemson	Sept. 17, 2005

MOST COMPLETIONS

OPPONENT	DATE
40 Virginia	Nov. 10, 2012
38 BYU	Sept. 8, 1990
36 Duke	Nov. 24, 2012
35 Wake Forest	Oct. 31, 2009
35 Louisville	Dec. 28, 2013
34 Duke	Nov. 26, 2016
34 Florida	Nov. 27, 1971
34 Boston College	Nov. 23, 1984

MOST TOUCHDOWNS

OPPONENT	DATE
6 Oklahoma	Sept. 8, 2007
5 Florida	Nov. 27, 1971
5 UCLA	Dec. 5, 1998
4 Syracuse	Nov. 21, 1970
4 NC State	Oct. 23, 2004
4 NC State	Sept. 29, 2012
4 Duke	Nov. 24, 2012
4 Nebraska	Sept. 19, 2015

MOST INTERCEPTIONS THROWN

OPPONENT	DATE
7 Charleston CG	Oct. 23, 1943
7 Georgetown	Nov. 3, 1950
7 Florida	Dec. 2, 1978

TOTAL OFFENSE

MOST TOTAL YARDS

OPPONENT	DATE	STATS
670 UCLA	12/5/1998	157 rush, 513 pass
664 NC State	9/29/2012	224 rush, 440 pass
627 BC	11/23/1984	155 rush, 472 pass
587 Notre Dame	10/6/2012	376 rush, 211 pass
583 Duke	11/24/2012	151 rush, 432 pass
574 Notre Dame	12/1/1973	448 rush, 126 pass

FEWEST TOTAL YARDS

OPPONENT	DATE	ADD'L STATS
-2 Spring Hill	9/30/1938	-32 rush, 30 pass
14 Florida A&M	9/13/1980	-47 rush, 61 pass
51 Miami (Ohio)	11/7/1987	-19 rush, 70 pass

MOST FIRST DOWNS

OPPONENT	DATE
34 Notre Dame	Oct. 6, 2012
33 Clemson	Oct. 24, 2015
33 Wake Forest	Oct. 31, 2009
30 Boston College	Nov. 23, 1984
30 Florida State	Oct. 13, 2001
30 North Carolina	Oct. 30, 2004
30 NC State	Sept. 29, 2012
30 North Carolina	Oct. 13, 2012
30 Duke	Nov. 24, 2012

MOST FIRST DOWNS, RUSHING

OPPONENT	DATE
24 Auburn	Nov. 24, 1944

MOST FIRST DOWNS, PASSING

OPPONENT	DATE
23 Louisville	Dec. 28, 2013
20 Boston College	Nov. 23, 1984
20 BYU	Sept. 8, 1990
19 Georgia	Oct. 18, 1963
19 Penn State	Oct. 31, 1981
18 Boston College	Sept. 1, 2012

MOST FIRST DOWNS, BY PENALTY

OPPONENT	DATE
6 Virginia Tech	Oct. 24, 1992
6 Duke	Nov. 24, 2012
5 Virginia Tech	Sept. 18, 1982

PUNT RETURNS

MOST YARDS

OPPONENT	DATE
187 Vanderbilt	Nov. 14, 1948

KICK RETURNS

MOST YARDS

OPPONENT	DATE
273 Syracuse	Nov. 28, 1998
222 Tampa	Oct. 10, 1942

DEFENSE

MOST SACKS

OPPONENT	DATE
9 Florida State	Sept. 5, 2005
8 Virginia Tech	Oct. 20, 2016
7 Georgia Tech	Nov. 19, 2005
6 Virginia Tech	Sept. 23, 1995
6 Florida State	Oct. 12, 1996
6 West Virginia	Sept. 27, 1997
6 Syracuse	Nov. 20, 1997
6 USF	Nov. 19, 2011

MOST INTERCEPTIONS

OPPONENT	DATE
7 Tulane	Dec. 1, 1944
7 Texas A&M	Dec. 8, 1944

MOST INT RETURN YARDS

OPPONENT	DATE
214 North Carolina	Nov. 14, 2009

FUMBLES

MOST FUMBLES

OPPONENT	DATE
8 Houston	Dec. 5, 1970
8 Louisiana Tech	Sept. 18, 2004
7 Boston College	Nov. 4, 1955

MOST FUMBLES LOST

OPPONENT	DATE
6 Florida State	Oct. 5, 1962
6 Tulane	Nov. 7, 1970
6 Vanderbilt	Nov. 15, 1980

PENALTIES

MOST PENALTIES

OPPONENT	DATE
ADD'L STATS	
18 Kentucky	Oct. 30, 1959 148 yards

SENIOR CLASS



39
JORDAN
BUTLER



92
ALEJANDRO
CARDENAS



6
JHAVONTE
DEAN



38
DANNY
DOMINGUEZ



74
TYLER
GAUTHIER



32
TRAYONE
GRAY



31
DEMETRIUS
JACKSON



28
MICHAEL
JACKSON



4
JAQUAN
JOHNSON



77
JAHAIR
JONES



81
DARRELL
LANGHAM



23
TERRY
MCCRAY



32
TYLER
MURPHY



94
TITO
ODENIGBO



34
CHARLES
PERRY



22
SHELDRIK
REDWINE



12
MALIK
ROSIER



35
MIKE
SMITH



78
TYREE
ST. LOUIS



9
GERALD
WILLIS III



59
SAM
YORK

