

MIAMI BASKETBALL

THE BASICS

Date/Time: Monday, January 15, 2018/7 p.m. ET
Location: Coral Gables, Fla./Watsco Center (7,972)
Television: ESPN; **Online:** WatchESPN
 Sean McDonough (PxP), Dick Vitale (analyst), Allison Williams (sidelines)
Radio: WQAM 560-AM (Joe Zagacki - PxP)
National Radio: Compass Media Networks
Satellite Radio: Sirius 83/XM 83 (Internet 83)
Spanish Radio: WMYM 990-AM ESPN Deportes
Series vs. Duke: Miami trails, 18-7
 Home: 5-7 | Road: 2-9 | Neutral: 0-2

2017-18 SCHEDULE/RESULTS

OPPONENT	TV	TIME/SCORE
NOVEMBER (6-0)		
1 NEWBERRY*	ACCN Extra	W, 106-79
10 [13/12] GARDNER-WEBB	ACCN Extra	W, 77-45
12 [13/12] NAVY	ACCN Extra	W, 89-55
16 [11/12] FLORIDA A&M	ACCN Extra	W, 90-59
22 [11/11] vs. La Salle ¹		W, 57-46
25 [11/11] NORTH FLORIDA	RSN	W, 86-65
29 [10/13] at No. 12/12 Minnesota ²	ESPN2	W, 86-81
DECEMBER (6-1)		
2 [10/13] vs. Princeton ³	ESPNU	W, 80-52
5 [10/11] BOSTON UNIVERSITY	RSN	W, 69-54
16 [6/8] at George Washington	CBSSN	W, 59-50
23 [6/7] at Hawai'i ⁴	ESPNU	W, 75-57
23 [6/7] vs. New Mexico State ⁴	ESPN2	L, 54-63
25 [15/16] vs. Middle Tennessee ⁴	ESPNU	W, 84-81
30 [15/16] at Pittsburgh*	ACCN	W, 67-53
JANUARY (1-2)		
3 [15/17] at Georgia Tech*	RSN	L, 54-64
7 [15/17] No. 24/RV FLORIDA ST.*	ESPNU	W, 80-74
13 [18/19] at No. 19/17 Clemson*	ESPNU	L, 63-72
15 [18/19] No. 7/6 DUKE*	ESPN	7 p.m.
21 at NC State*	ACCN	Noon
24 LOUISVILLE*	ESPN2	7:30 p.m.
27 at Florida State*	ACCN	4 p.m.
31 PITTSBURGH*	RSN	7 p.m.
FEBRUARY		
3 at Virginia Tech*	ESPN2	2 p.m.
7 WAKE FOREST*	ESPN2	7 p.m.
10 at Boston College*	RSN	2 p.m.
13 VIRGINIA*	ESPN2	9 p.m.
17 SYRACUSE*	CBS	Noon
19 at Notre Dame*	ESPN	7 p.m.
24 BOSTON COLLEGE*	RSN	2 p.m.
27 at North Carolina*	ESPN	9 p.m.
MARCH		
3 VIRGINIA TECH*	ESPN2	Noon
6-10 ACC Tournament ⁵	ESPN/ESPN2/ACCN	

BOLD CAPS denotes home games at Watsco Center, Coral Gables, Fla.; [#/#] denotes Miami's AP/USA TODAY ranking
¹Exhibition; * ACC game

²Reading, Pa.; ³ACC/Big Ten Challenge

⁴Hoopball Miami Invitational, AmericanAirlines Arena (Miami, Fla.)

⁵Hawaiian Airlines Diamond Head Classic (Honolulu, Hawai'i)

⁶Barclays Center, Brooklyn, N.Y.

All times Eastern and subject to change

MIAMI ATHLETICS COMMUNICATIONS

Assistant AD for Communications & Content:

Andy Fledderjohann (MBB Contact)

Email: afledderjohann@miami.edu

Cell Phone: 434-906-0075

Twitter/Instagram/Facebook: @CanesHoops

GAME 17 • JAN. 15, 2018 • 7 P.M. ET • CORAL GABLES, FLA.



18/19 MIAMI HURRICANES (13-3, 2-2 ACC)

Head Coach: Jim Larrañaga (Providence, 1971 [B.A.])

Record at UM: 152-72 (7th season), **Career Record:** 622-406 (34th season)

VS



7/6 DUKE BLUE DEVILS (15-2, 3-2 ACC)

Head Coach: Mike Krzyzewski (Army 1969)

Record at Duke: 1,013-273 (38th season), **Career Record:** 1,086-332 (43rd season)

THINGS TO KNOW

- Miami is finishing a stretch of three straight games against top-25 opponents.
- Miami has played six home games, fewest of any ACC team this season.
- The Canes own five wins against Duke in the Jim Larrañaga era (since 2011-12), tied with Notre Dame for the most of any program in that span.
- Bruce Brown Jr. averaged 20 points per game in two games last year against Duke.
- The Hurricanes are ranked No. 7 nationally in adjusted defensive efficiency by KenPom (Duke is No. 1 in adjusted offensive efficiency).
- Miami ranks among the top five nationally in scoring defense, field-goal defense and three-point defense.

MIAMI-DUKE SERIES

Miami trails the series with Duke, 18-7, and is 5-7 in home games against the Blue Devils.

The teams split a pair of games last year, with Duke winning 70-58 at home (Jan. 21) and Miami capturing a 55-50 win at the Watsco Center (Feb. 25).

Jim Larrañaga is 5-4 against Duke in his career, including a 5-3 mark at Miami. Prior to his arrival, Miami was 2-15 against Duke.

The Canes are 3-1 at home under Larrañaga. Since Larrañaga took over at Miami in 2011, the Hurricanes have two wins at Cameron Indoor Stadium. Only UM and UNC (also two wins at Duke) can claim more than one win at Cameron Indoor during that time.

CANES AGAINST RANKED TEAMS

Miami is in the midst of a stretch with three straight games against ranked opponents (No. 23 FSU, No. 19 Clemson, No. 7 Duke).

UM is 2-1 against ranked foes this season, but the Blue Devils are the first top-10 foe.

The Canes are 18-32 against ranked foes under Jim Larrañaga, including 10-10 at home.

Miami is 6-10 against top-10 ACC teams under Larrañaga, including 4-4 at home.

UM is 55-148 all-time against top-25 teams, including 28-64 in ACC play.

NOTING THE ACC GAUNTLET

Miami opened ACC play this season with three of its first four games on the road, joining Duke as the lone teams to do so.

Eight of UM's upcoming opponents, totaling nine of the Hurricanes' remaining 14 games (five home/four road), feature teams in the current KenPom top 50: Virginia (3), Duke (4), North Carolina (9), Clemson (15), Notre Dame (23), Florida State (28), Louisville (33), Syracuse (46), Virginia Tech (47).

Miami is No. 30 in the latest KenPom ratings (ratings as of Sunday).

HOME SWEET HOME

Miami has gone 6-0 on its home floor this year, averaging 81.8 points per game and outscoring its opponents by an average of 23.2 points per game.

Six Miami players are averaging in double figures at home, led by Bruce Brown at 13.0 points per game.

Miami has won 33 of its last 35 home games and is 83-22 at the Watsco Center under Jim Larrañaga.

LYKES NAMED ACC ROOKIE OF WEEK

Freshman guard Chris Lykes is averaging 12.3 points per game in ACC play – second on the team.

His minutes have gone up of late as well – 25 against Florida State and a season-high 26 at Clemson.

Lykes was named the ACC Rookie of the Week last week after averaging 13.0 points and 3.5 assists in ACC outings against Georgia Tech and then-No. 24 Florida State last week.

He went 6-for-10 from the field and scored a career-high 18 points in an 80-74 win over FSU. He followed it up by hitting three 3-pointers in a 13-point effort at Clemson.

PROJECTED STARTING LINEUP

Pos.	No.	Name	Yr.	Ht.	Wt.	PPG	RPG	APG	Of Note
G	0	Ja'Quan Newton	Sr.	6-3	191	8.9	2.2	2.9	Scored 1,000th career point on Jan. 3 at GT
G	3	Anthony Lawrence II	Jr.	6-7	210	8.2	6.7	2.3	Recorded season-high 16 points on Saturday
G	4	Lonnie Walker IV	Fr.	6-5	204	8.6	2.8	1.2	Scored 16 points in third career start Sat. at CLEM
G	11	Bruce Brown Jr.	So.	6-5	205	11.3	7.1	3.8	Averaged 20.0 ppg in 2 games vs. Duke last year
C	20	Dewan Huell	So.	6-11	236	13.6	6.6	0.6	Leads ACC in FG pct (.642), 21st in rebounding
RESERVES									
G	1	Dejan (DJ) Vasiljevic	So.	6-3	203	9.5	2.6	0.6	Owns team-high 33 3-point FG this season
G	2	Chris Lykes	Fr.	5-7	161	7.8	0.9	1.5	Reigning ACC Rookie of Week (18 points vs. FSU)
G	5	Mike Robinson	Sr.	5-10	170	0.6	0.0	0.2	Walk-on; played in 23 career games
C	14	Rodney Miller Jr.	So.	7-0	255	1.1	0.3	0.0	Played season-high 6 mins against MTSU
C	15	Ekuba Izundu	Jr.	6-10	235	4.2	3.9	0.3	7 points, 3 rebounds, 2 blocks vs. Hawai'i
F	21	Sam Waardenburg	R-Fr.	6-10	217	2.7	2.5	0.2	Had 9 points, 6 rebounds vs. North Florida
F	35	Chris Stowell	Sr.	6-6	208	0.0	0.2	0.0	Walk-on; played in 24 career games



MEDIA INFORMATION

COVERING THE CANES

All interview requests for coaches or student-athletes must be approved and cleared by Andy Fledderjohann in the UM Communications office. Please provide at least one day to coordinate interviews.

Any misuse of credentials will result in removal from the Watsco Center and the permanent voiding of the credential.

The Miami locker room is closed at all times. For home games, head coach Jim Larrañaga and at least one UM player will report to the media room for interviews following the opposing team's press conference.

PRESS CREDENTIALS

Media members interested in obtaining season or game credentials should apply online at www.sportssystem.com/miami/basketball.

Credential requests should be submitted no later than seven days prior to the game. Credentials that cannot be mailed will be held for pickup at the will call window at Watsco Center. You must have a press pass to be admitted to the media area and the press room.

PHOTO CREDENTIALS

All photographers and camera operators must wear a visible credential issued by the Miami Athletics Communications Department. Photographers work from the baselines at both ends of the court at Watsco Center. Live television is given top priority for courtside space.

ACC TELECONFERENCE SCHEDULE

The 2018 ACC Men's Basketball Weekly Teleconference continues each Monday through Feb. 26. Each coach will have 10 minutes to make an opening statement and answer questions.

There will be an instant replay of each teleconference on TheACC.com each Monday afternoon. Coaches whose teams play on Monday evening will not participate in that day's teleconference.

Date	Time	Opposing Coach
1/15	Not on call (Duke game)	Keatts 10:50 a.m.
1/22	Larrañaga 12:10 p.m.	Padgett 11:50 a.m. Hamilton 11:40 a.m.
1/29	Larrañaga 12:10 p.m.	Stallings 11 a.m. Williams 12:30 p.m.
2/5	Larrañaga 12:10 p.m.	Manning 11:20 a.m. Christian 11:30 a.m.
2/12	Larrañaga 12:10 p.m.	Bennett 11:10 a.m. Boeheim Noon
2/19	Not on call (ND game)	Christian 11:30 a.m.
2/26	Larrañaga 12:10 p.m.	R. Williams 12:20 p.m.

FEB. 25, 2017: MIAMI 55, DUKE 50

Bruce Brown Jr. scored 25 points to lead Miami to a 55-50 win over then-No. 10 Duke on Feb. 25, 2017, at the Watsco Center. Brown connected on 11-of-18 shots from the field.

Neither team shot well – UM hit on 37.9 percent of its shots, while Duke shot just 31.8 percent. Miami was 1-for-8 from 3-point range, while Duke was 5-for-21.

Forty of Miami's 55 points came in the paint.

Duke's 50-point output was its lowest of the season.

LAST TIME OUT: CLEMSON 72, MIAMI 63

Miami dropped a 72-63 decision at No. 19/17 Clemson Saturday afternoon at Littlejohn Coliseum. Lonnie Walker IV and Anthony Lawrence II led Miami with 16 points apiece.

Chris Lykes added 13, while Dewan Huell scored 10. Donte Grantham paced Clemson with 18 points.

Clemson shot 12-for-21 (.571) from 3-point range and 16-of-17 at the free-throw line.

The Tigers were 22-for-50 (.440) from the field while limiting Miami to 38.1 percent (24-for-63). The Canes hit on 6-of-23 3-point attempts and 9-of-18 at the charity stripe.

TIDBITS FROM CLEMSON GAME

- Clemson hit 12 3-pointers, a season high for a Miami opponent (previous was eight). Clemson was 12-for-21 from 3-point range.
- UM trailed at the half for the second time this season.
- Miami hit eight of its first 12 shots, then was three for its final 13 to end the half.
- Miami shot 38.1 percent from the field, its third lowest output of the season.
- The Hurricanes turned the ball over eight times, matching a season low.
- Making his third career start, Lonnie Walker IV scored 16 points while matching a career high with 29 minutes of game time. It marked his second-most points at Miami and his fifth game in double figures.
- Walker also tied a career high with seven rebounds.
- Freshman Chris Lykes scored 13 points, reaching double figures for the third time in four ACC games and the sixth time this season.
- Anthony Lawrence scored a season-high 16 points.
- Dewan Huell recorded 10 points and reached double figures for the 13th time in 16 games.

AS A RANKED TEAM

The Hurricanes are ranked No. 18 in the latest Associated Press Poll and No. 19 in the USA Today Coaches Poll. As a ranked team under Jim Larrañaga, Miami is 55-20.

When ranked, Miami is 26-14 against ACC opponents under Larrañaga, including a 17-2 mark at home and 9-12 on the road.

UM reached No. 6 in the AP ranking for two weeks in December, its highest since a No. 5 AP ranking on March 18, 2013.

Miami has been ranked in five of Larrañaga's seven seasons at The U, topping out at No. 2 in both polls on Feb. 18, 2013.

STINGY DEFENSE

Miami's defense has been strong in the early stages of the season, with UM limiting its opponents to 60.7 points per game, which is second in the ACC and fifth nationally.

Miami ranks second in the ACC and fourth nationally in opponent field goal percentage, limiting opponents

CAREER STATISTICS VS. DUKE

	GP-S	PPG	RPG	APG	BPG	SPG
Brown	2-2	20.0	4.5	5.0	1.5	2.0
Huell	2-1	4.5	2.0	0.0	0.0	0.0
Izundu	2-1	1.5	3.5	0.5	1.0	0.5
Lawrence	2-1	1.0	1.5	1.0	0.0	0.5
Newton	4-1	9.8	3.8	2.3	0.0	0.5
Robinson	1-0	0.0	0.0	0.0	0.0	0.0
Stowell	1-0	0.0	0.0	0.0	0.0	0.0
Vasiljevic	2-0	0.0	1.5	0.0	0.0	0.0

to 37.3 percent shooting.

The Hurricanes are holding their opponents to 28.5 percent shooting from 3-point range, which is tops in the ACC and fourth-best nationally.

Miami is ranked No. 7 nationally in adjusted defensive efficiency by KenPom.

HOLDING OPPONENTS UNDER 60

Miami has held nine of its 16 opponents to fewer than 60 points.

UM is 77-9 in seven seasons under Larrañaga, including 9-0 this year, when limiting its opponent to fewer than 60 points.

Miami limited four straight opponents to fewer than 60 points to open the season. That marked the second time that has happened in the Jim Larrañaga era.

The other was a six-game stretch from Dec. 25, 2012 to Jan. 16, 2013.

HUELL CONTINUES BREAKOUT SOPHOMORE SEASON

Center Dewan Huell is having a standout sophomore season, more than doubling his numbers in scoring and rebounding from his freshman campaign.

The Miami native leads the team in scoring at 13.6 points per game. (5.6 last year) and is averaging 6.6 boards per game (3.1 last year).

He leads the ACC and ranks 13th nationally in field-goal percentage (.642). He also stands 21st in the conference in rebounding.

Huell has scored in double figures in 13 of Miami's 16 games, while recording the first two double-doubles of his career.

BROWN IS A STAT SHEET STUFFER

Bruce Brown Jr. is averaging 11.3 points (second on team) and a team-high 7.1 rebounds and 3.9 assists this season.

He is the third-leading rebounder among ACC guards (16th overall) and has grabbed at least six rebounds in 11 of his 15 games this year.

He ranks just outside the ACC's top 10 in assists.

BIG GAME BRUCE

Bruce Brown Jr. has played some of the best basketball of his career against ranked opposition, particularly at the Watsco Center.

He has averaged 20.4 points per game and shot 56.6 percent (30-53) in five home games against ranked teams.

Brown is averaging 15.1 points per game in 13 career games against ranked foes. He scored 23 points against then-No. 24 FSU in the Hurricanes' last home game.

He recorded a career-high 30 points last season against then-No. 9 UNC and his second-highest output, 25, came against then-No. 10 Duke last year.



QUICK FACTS

Location Coral Gables, Fla.
 Enrollment 17,021
 Founded 1925
 Nickname Hurricanes
 Colors Orange (PMS 1665), Green (3435) and White
 President Dr. Julio Frenk
 Director of Athletics Blake James
 Conference Atlantic Coast
 Arena/Capacity Watsco Center/7,972
 Press Row 305-284-2111

COACHING STAFF

Head Coach Jim Larrañaga (Providence, '71)
 Record at Miami 152-72 (7th season)
 Career Record 622-406 (34th season)
 Assoc. Head Coach.. Chris Caputo (Westfield [Mass.] State, '02)
 Assistant Coach Jamal Brunt (Randolph Macon, '03)
 Assistant Coach Adam Fisher (Penn State, '06, '09)
 Dir of Basketball Ops.. Lamont Franklin (UNC Wilmington, '97)
 Associate Director of Ops Jeff Dyer (Delaware, '14)
 Player Development Asst..... Chaison Allen (Northeastern, '11)
 Strength & Conditioning Coach Steve Felde (Concordia, '03)
 Assistant Athletic Trainer Javier Jimenez (Temple, '06)

PROGRAM HISTORY

First Year of Basketball 1926
 All-Time Record 1,023-742 (.580)
 Under Jim Larrañaga 152-72 (.679; 7 years)
 All-Time ACC Record 109-113 (.491)
 Under Jim Larrañaga 66-44 (.600)
 ACC Regular-Season Championships 1 (2013)
 ACC Tournament Championships 1 (2013)
 NCAA Tournament Appearances 9
 1960, 1998, 1999, 2000, 2002, 2008, 2013, 2016, 2017
 All-Time Record in NCAA Tournament 8-9
 Last NCAA Postseason Finish 2017 First Round
 NIT Appearances 12
 1961, '63, '64, '95, '97, 2001, '05, '06, '09, '11, '12, '15
 All-Time Record in NIT 11-12
 Last NIT Finish 2015 Runner-Up

CANES IN PRO BASKETBALL/FOOTBALL

NBA

Shane Larkin Boston Celtics
 Sheldon McClellan Washington Wizards

NFL

Jimmy Graham Seattle Seahawks
 Erik Swoope Indianapolis Colts

G-League

DeQuan Jones Fort Wayne Mad Ants
 Kamari Murphy Long Island Nets
 Davon Reed Northern Arizona Suns
 Durand Scott Memphis Hustle
 Trey McKinney Jones Fort Wayne Mad Ants

International

Garrius Adams Bashkimi (Kosovo)
 Rion Brown Dijon (France)
 Ivan Cruz Uceda Real Betis Energia Plus (Spain)
 Guillermo Diaz San Lorenzo de Almagra (Argentina)
 Julian Gamble Telekom Baskets Bonn (Germany)
 Malcolm Grant Nevėžis Kėdainiai (Lithuania)
 Tonye Jekiri Oostende (Belgium)
 Reggie Johnson Mono Vampire Bangkok (Thailand)
 Kenny Kadji Tofaş (Turkey)
 Angel Rodriguez Maccabi Haifa (Israel)

NEWTON CRACKS 1,000-POINT BARRIER

Senior Ja'Quan Newton eclipsed the 1,000-point plateau in his Miami career on Jan. 3 at Georgia Tech and now has scored 1,005 career points.

He is the 38th Hurricane to crack the 1,000-point barrier and one of nine active ACC players to achieve the milestone.

Newton has played in 111 career games with 48 starts, averaging 9.2 points per game.

He needs 24 points to match Rick Jones (1964-67) for 37th place on the all-time scoring ledger (1,029 points).

BALANCE ON OFFENSE

Miami has no one in the ACC's top 25 in scoring, but seven Canes are averaging at least 7.8 points per game. UM is shooting 47.8 percent as a team.

Dewan Huell (13.6 ppg) has hit for 10-plus points in 13 of the 16 contests and leads the team in scoring.

Miami put at least five players in double figures in scoring in five games. UM had three such games in 33 contests in the entire 2016-17 season.

NOTING THE ROAD STRETCH

Miami went 4-2 on its recent six-game road swing, which concluded Jan. 3 at Georgia Tech.

Dewan Huell averaged team highs in points (13.8), rebounds (7.5) and blocks (1.5) during the trip.

Bruce Brown Jr. averaged 10.0 points and 5.8 boards per contest.

Miami shot 45.5 percent from the field, but just 27.2 percent (28-103) from 3-point range. The Canes hit on 71.6 percent of their free-throw chances.

Miami limited its opponents to 39.3 percent shooting, including 29 percent from long range.

UM scored 65.5 points per game, while its foes averaged 61.3.

YOUTH MOVEMENT

Miami features a young group this season. Seven of the Hurricanes' 10 active scholarship players are underclassmen.

Ja'Quan Newton is the lone scholarship senior.

Miami's primary starting lineup this year has featured Newton, Anthony Lawrence (junior) and sophomores Bruce Brown, Dewan Huell and DJ Vasiljevic.

CANES IN 2017 DIAMOND HEAD CLASSIC

Dewan Huell led Miami in scoring (15.7), rebounding (6.0) and blocks (1.7) in the 2017 Diamond Head Classic and was named to the all-tournament team.

Bruce Brown Jr. averaged 12.3 points, 6.0 rebounds and 4.0 assists.

The Hurricanes shot 48.8 percent from the field, but were just 14-for-49 (28.6 percent) from 3-point range.

Miami also hit on 72 percent of its free-throw attempts. Their opponents shot 42.6 percent, including 34.9 percent from behind the arc.

Miami trailed in the second half in each of its three games in Honolulu – the first time the Canes trailed in any second half this season.

BEST START IN 10 YEARS

With a 10-0 start to the season, Miami earned its best start to a season since the 2007-08 team opened with 12 straight wins.

It was the best start in the Jim Larrañaga tenure, topping an 8-0 start in 2014-15, and the third best in program history.

This is the fourth straight year the Hurricanes have started at least 4-0 and the fifth time in seven years under Larrañaga.

SELLING OUT THE WATSCO CENTER

Miami has sold out its season ticket allotment for all home games at the Watsco Center for the third straight year.

Fans have bought over 5,500 season tickets for each of the last three years, more than doubling the total number of season tickets sold in Jim Larrañaga's first season in Coral Gables.

Season Tickets Per Year (Under Larrañaga)

2017-18: 5,986	2016-17: 5,965	2015-16: 5,500
2014-15: 3,427	2013-14: 3,674	2012-13: 2,372
2011-12: 2,251		

THE WATSCO ADVANTAGE

Miami has defended its home turf well in recent years, winning 33 of its last 35 games at the Watsco Center. The Hurricanes are 83-22 (.790) under Jim Larrañaga and went 14-2 at home last season.

In the first 16 years at the Watsco Center (formerly BankUnited Center), Miami is 178-66 (.730).

In seven seasons under Larrañaga, Miami is 39-15 in ACC action at home and 44-7 in non-conference play. In both 2012-13 and 2015-16, the Canes had just one loss at Watsco Center.

Miami also owns won 16 straight home non-conference games, dating to a 78-77 loss to Northeastern on Nov. 27, 2015.

Miami at Watsco Center Under Jim Larrañaga

Year	Overall	N-C	ACC
2011-12	14-4	8-2	6-2
2012-13	14-1	6-0	8-1
2013-14	8-8	5-2	3-6
2014-15	12-6	7-2	5-4
2015-16	15-1	6-1	9-0
2016-17	14-2	7-0	7-2
2017-18	6-0	5-0	1-0
Totals	83-22	44-7	39-15

BROWN JOINS ELITE TRIPLE-DOUBLE COMPANY

Bruce Brown Jr. started off his sophomore season with a great all-around performance against Gardner-Webb, recording his second career triple-double, the third in school history and the 31st in ACC history.

Brown became just the sixth player in the league's storied history to earn a pair of triple-doubles.

He reached the status at the 5:36 mark of the second half with a field goal for his ninth and 10th points.

As part of the opener, Brown matched his career high in assists and fell one shy of his high in rebounds.

Players with Two Triple-Doubles in ACC History

Tree Rollins, Clemson (1977, 1979)
 Ralph Sampson, Virginia (1979)
 Derrick Lewis, Maryland (1987)
 Sharone Wright, Clemson (1992, 1993)
 Dennis Smith Jr., NC State (2017)
Bruce Brown Jr., Miami (2016, 2017)

Triple-Doubles in Program History

1. Anthony King vs. Florida Atlantic, 11/29/04
11 points, 10 rebounds, 13 blocks
2. **Bruce Brown Jr.** vs. South Carolina State, 12/6/15
11 points, 11 rebounds, 10 assists
3. **Bruce Brown Jr.** vs. Gardner-Webb, 11/10/17
10 points, 11 rebounds, 10 assists



IN THE POLLS (JAN. 8)

ASSOCIATED PRESS

Rk	Team	Record	Points
1	Villanova (52)	14-1	1,611
2	West Virginia (12)	14-1	1,559
3	Virginia (1)	14-1	1,438
4	Michigan State	15-2	1,390
5	Purdue	15-2	1,225
5	Wichita State	13-2	1,225
7	Duke	13-2	1,222
8	Texas Tech	14-1	1,174
9	Oklahoma	12-2	1,152
10	Xavier	15-2	1,050
11	Arizona State	13-2	1,036
12	Kansas	12-3	888
13	Seton Hall	14-2	759
14	Cincinnati	14-2	739
15	Gonzaga	14-3	676
16	TCU	13-2	621
17	Arizona	12-4	537
18	Miami	13-2	502
19	Clemson	14-1	465
20	North Carolina	12-4	423
21	Kentucky	12-3	314
22	Auburn	14-1	243
23	Florida State	12-3	202
24	Tennessee	10-4	198
25	Creighton	13-3	160

Others receiving votes: Notre Dame 121, Florida 85, Texas A&M 62, Ohio State 29, Rhode Island 7, Michigan 5, Baylor 2, Nevada 2, New Mexico State 1, Georgia 1, Arkansas 1

USA TODAY COACHES

Rk	Team	Record	Points
1	Villanova (27)	14-1	770
2	West Virginia (4)	14-1	724
3	Virginia	14-1	693
4	Michigan State	15-2	679
5	Wichita State	13-2	586
6	Duke	13-2	584
7	Purdue	15-2	567
8	Texas Tech	14-1	525
9	Oklahoma	12-2	518
10	Xavier	15-2	505
11	Arizona State	13-2	449
12	Kansas	12-3	426
13	Cincinnati	14-2	350
14	Gonzaga	14-3	325
15	Seton Hall	14-2	304
16	TCU	13-2	285
17	Clemson	14-1	258
18	North Carolina	12-4	230
19	Miami	13-2	219
20	Kentucky	12-3	205
21	Arizona	12-4	174
22	Creighton	13-3	160
23	Tennessee	10-4	138
24	Auburn	14-1	100
25	Notre Dame	13-3	53

Others receiving votes: Florida State 48, Texas A&M 47, Florida 40, Baylor 26, Saint Mary's 22, Arkansas 21, Michigan 9, Ohio State 9, Nevada 8, Rhode Island 6, New Mexico State 4, Mississippi State 4, UCLA 3, Boise State 1

MORE HONORS FOR BROWN

Bruce Brown Jr. added a pair of early-season honors in the recently, as he was named to the watch list John L. Wooden Award as well as the Citizen Naismith Trophy Top 50.

In the preseason, Brown was named to the Preseason All-ACC Second Team. He also was lauded nationally on the watch lists for the Citizen Naismith Trophy, Julius Erving Small Forward of the Year Award, Lute Olson National Player of the Year Award and the Oscar Robertson Trophy.

WAARDENBURG MAKES MIAMI DEBUT

After redshirting last season and missing the first three games this year with a back injury, forward Sam Waardenburg made his college debut against La Salle.

He scored seven points in 13 minutes against La Salle and followed it up by scoring nine points and grabbing six boards in 16 minutes against North Florida.

The 6-foot-10 New Zealand native has added about 15 pounds to his frame since arriving at UM.

LARRAÑAGA TOPS ACC EXPECTATIONS

In each of Jim Larrañaga's first six seasons, Miami finished the year in a standing that exceeded its preseason ACC ranking.

Miami was picked fourth in the preseason coaches' poll behind Duke, UNC and Notre Dame. The Hurricanes' preseason ACC rankings, followed by their finishes, under Larrañaga:

2015-16 - 5th - t-2nd	2014-15 - 10th - t-6th
2013-14 - 12th - 10th	2012-13 - 5th - 1st
2011-12 - 5th - t-4th	2010-11 - 8th - 9th

WHO'S BACK

The Hurricanes welcome back 10 players from their 2017 NCAA Tournament squad, including starters Bruce Brown Jr., Anthony Lawrence II and Ja'Quan Newton. In all, Miami returns six players who averaged double-figure minutes.

Newton averaged 13.5 points and 31.4 minutes per game last year. After a standout rookie season, Brown (11.8 ppg, 5.6 rpg, 31.9 mpg) is back, as is Lawrence (6.8 ppg, 3.8 rpg, 26 mpg).

Miami also returns DJ Vasiljevic, Ebuka Izundu and Dewan Huell, each of whom averaged at least 13 minutes per game last year. Izundu and Huell are the Canes' top returning post threats, while Vasiljevic averaged six points in 17 minutes per game off the bench.

CANES WELCOME STRONG CLASS OF ROOKIES

Miami added three high-touted newcomers this year in Deng Gak, Chris Lykes and Lonnie Walker IV. Each was an ESPN Top 100 recruit last season.

A 2017 McDonald's All-American and consensus top-20 recruit, Walker IV was among 20 players named to the preseason watch list for the 2018 Jerry West Shooting Guard of the Year Award.

Walker recently was tabbed the "most exciting freshman in America" by ESPN.com's Myron Medcalf.

Lykes was ESPN's No. 45 recruit, while Gak was rated No. 91. Gak is redshirting this season.

ACC OPERATION BASKETBALL

2017-18 PRESEASON POLL (First-place votes in parentheses)

Team & Points

- Duke (57) - 1020
- North Carolina (7) - 921
- Notre Dame (4) - 852
- Miami (1) - 809
- Louisville - 733
- Virginia - 690
- Virginia Tech - 549
- Florida State - 519
- Georgia Tech - 468
- Syracuse - 420
- Wake Forest - 378
- NC State - 310
- Clemson - 289
- Boston College - 181
- Pittsburgh - 141

2017-18 Preseason All-ACC Team (votes in parentheses)

First Team

Bonzie Colson, Notre Dame (64)
Grayson Allen, Duke (60)
Joel Berry II, North Carolina (58)
Marvin Bagley III, Duke (26)
Ben Lammers, Georgia Tech (25)

Second Team

Bruce Brown Jr., Miami (22)
Quentin Snider, Louisville (12)
Deng Adel, Louisville (12)
Josh Okogie, Georgia Tech (11)
Jerome Robinson, Boston College (11)

ACC Preseason Player of the Year

Bonzie Colson, Notre Dame (49)
Grayson Allen, Duke (9)
Joel Berry II, North Carolina (9)
Bruce Brown Jr., Miami (1)
Jerome Robinson, Boston College (1)

ACC Preseason Rookie of the Year

Marvin Bagley III, Duke (58)
Lonnie Walker IV, Miami (3)
Lavar Batts Jr., NC State (2)
M.J. Walker, Florida State (2)
Jalek Felton, North Carolina (1)
Aamir Simms, Clemson (1)
Oshae Brissett, Syracuse (1)
De'Andre Hunter, Virginia (1)

MIAMI IN THE POLLS

Date	AP	USA Today	RPI	KenPom
Pre	13	12	-	-
Nov. 13	11	12	-	-
Nov. 20	11	11	-	-
Nov. 27	10	13	-	-
Dec. 4	10	11	46	14
Dec. 11	6	8	51	15
Dec. 18	6	7	39	14
Dec. 25	15	16	30	17
Jan. 1	15	17	22	18
Jan. 8	17	19	22	26



BEST PRESEASON RANKING IN PROGRAM HISTORY

Ranked in the preseason polls for the first time since 2008-09, Miami was No. 13 in the preseason Associated Press poll. It marked the highest preseason AP ranking in program history. Miami also was No. 12 in the USA Today Coaches poll.

It is the third time Miami is among the top 25 teams to start the season. The Canes were ranked No. 25 prior to the 1999-2000 campaign and No. 17 heading into the 2008-09 season.

ACC PRESEASON POLL

Miami was picked fourth in the 2017-18 ACC Coaches Preseason Poll, the Hurricanes' highest standing in the poll in Jim Larrañaga's seven years at the helm and matching their highest at any point during their 14 years in the ACC (fourth in 2008-09).

In each of Larrañaga's first six seasons, Miami finished the year in a standing that exceeded their preseason rank.

Miami followed Duke, North Carolina and Notre Dame in the preseason poll.

2017-18 ROSTER HAS SIX TOP-100 RECRUITS

Miami signed three ESPN Top 100 recruits for the class of 2017, including No. 18 Lonnie Walker from Reading, Pa., No. 46 Chris Lykes from Mitchellville, Md., and No. 92 Deng Gak from Blairstown, N.J.

The trio joins former ESPN Top 100 Hurricanes Bruce Brown (No. 26 in 2016), Dewan Huell (No. 28 in 2016) and Ja'Quan Newton (No. 58 in 2014) in the fall of 2017. In just seven seasons at The U, Larrañaga has recruited six of Miami's 11 ESPN Top 100 players since 2007.

ESPN Top 100 Players on 2017-18 Roster

18 Lonnie Walker - 2017 26 Bruce Brown - 2016
46 Chris Lykes - 2017 28 Dewan Huell - 2016
92 Deng Gak - 2017 58 Ja'Quan Newton - 2014

Miami's ESPN Top 100 Players Since 2007

18 Lonnie Walker - 2017 53 Edwin Rios - 2007
26 Bruce Brown - 2016 58 Ja'Quan Newton - 2014
28 Dewan Huell - 2016 83 Garius Adams - 2009
28 DeQuan Jones - 2008 88 Donnavan Kirk - 2009
43 Durand Scott - 2009 92 Deng Gak - 2017
46 Chris Lykes - 2017

Recruits under Larrañaga are in *italics*

MIAMI EARNS HIGH GSR NUMBERS

Miami's men's basketball team posted an exemplary Graduation Success Rate (GSR), in the latest numbers released on Nov. 8 by the NCAA. Miami recorded a 92 percent GSR, which is based on the four entering classes from 2007-08 through 2010-11.

In addition, the UM football (83 percent), women's basketball (92 percent) and baseball (83 percent) programs all posted GSR totals above the NCAA average.

The NCAA Graduation Success Rate (GSR) was developed in response to college and university presidents suggesting that graduation data more accurately reflect the mobility among college students today. The GSR measures graduation rates at Division I institutions and includes students transferring into the institutions. The GSR also allows institutions to subtract student-athletes who leave their institutions prior to graduation as long as they would have been academically eligible to compete had they remained.

BIG SHOES TO FILL

Miami lost a pair of 2016-17 starters to graduation - guard Davon Reed and forward Kamari Murphy.

A 2017 Third-Team All-ACC honoree, Reed led the Hurricanes in scoring at 14.9 points per game while averaging a team-high 35.3 minutes per game. Reed was selected No. 32 overall by the Phoenix Suns in the second round of the 2017 NBA Draft, the 20th player in program history to be drafted.

Playing in 131 career games (99 starts), Reed scored 1,343 points, good for No. 16 on the Hurricanes' all-time scoring list.

The 6-foot-8, 220-pound Murphy was a force in the middle, averaging 7.1 points and 7.3 rebounds per game.

BROWN, WALKER EARN PLAUDITS FROM ESPN.COM

In October, ESPN.com listed Bruce Brown as the best college shooting guard draft prospect for the 2018 NBA Draft. Lonnie Walker was tabbed second best.

They were the lone teammates on the 10-man list.

Brown and Walker were listed 12th and 13th, respectively on ESPN's top 100 draft prospects for 2018, as Miami was one of 13 college teams to have multiple players on the list.

VASILJEVIC LOOKS TO BUILD ON BIG SUMMER

Sophomore G Dejan Vasiljevic had a strong summer playing internationally with Australia's Emerging Boomers at the World University Games in Taipei.

The Melbourne native averaged 21.5 points a game on 45.3 percent shooting from the field in eight games in the tournament.

Vasiljevic scored 20-plus points and led the team in scoring in five of the eight games as the Emerging Boomers finished ninth in the field.

He closed out play with a 28-point performance in a 101-96 win over Canada.

COACHING COORDINATORS

Miami's assistant coaching staff is set up in a coordinator system. Jamal Brunt serves as the offensive coordinator, while Chris Caputo handles the defense. Adam Fisher manages the scout for every opponent.

MILES WILSON JOINS MIAMI PROGRAM

Jim Larrañaga added Miles Wilson to the Hurricanes' incoming class of 2017. A 6-foot-5-inch transfer from Mount St. Mary's, Wilson will sit out the 2017-18 season because of NCAA transfer rules, then have three years of eligibility with the Hurricanes.

Wilson averaged 11.8 points per game and 3.9 rebounds in 28.9 minutes per game and was named to the Northeast Conference All-Rookie Team.

In the NCAA Tournament's First Four, Wilson scored 17 points and grabbed 11 rebounds in a 67-66 win over New Orleans before recording a game-high 22 points with seven rebounds against top-seeded Villanova.

CANES SEEK ANOTHER 20-WIN CAMPAIGN

Jim Larrañaga posted five 20-win seasons in his first six years at The U and 11 career 20-win seasons. The 21-win campaign in 2016-17 was Miami's eighth 20-win season since joining the ACC (2004-05). Larrañaga is just the second coach in Miami history with five 20-win seasons, joining Bruce Hale (1954-67).

The Canes won seven or more ACC games in each of Larrañaga's first six seasons and have had 10 or more league victories in four years. Prior to Larrañaga's arrival, Miami had never won 10 ACC games in a season.

MIAMI'S RECORD WHEN ...

Record	2017-18		Larranaga	
	All	ACC	At UM	ACC
All games	13-3	2-2	152-72	66-44
Home	6-0	1-0	82-22	39-15
Away	4-2	1-2	44-34	27-29
Neutral	3-1	-	26-16	-
November	6-0	-	35-9	-
December	6-1	1-0	33-10	2-1
January	1-2	1-2	27-20	25-20
February	-	-	33-18	33-18
March	-	-	24-14	7-5
April	-	-	-	0-1
vs. Top-10 opponents	-	-	7-13	6-9
vs. Top-25 (includes Top-10)	2-1	1-1	18-32	12-23
vs. RV opponents (either poll)	-	-	11-4	4-1
vs. Teams over .500 on game day	7-2	2-1	96-64	49-38
vs. Teams under .500 on game day	3-1	0-1	34-7	13-6
vs. Teams at .500 on game day	3-0	-	18-1	4-0
While UM in Top 25	13-3	2-2	55-20	26-14
While UM is RV (only)	-	-	39-13	14-7
Leading at halftime	9-0	2-0	115-16	47-13
Trailing at halftime	0-2	0-1	28-52	15-28
Tied at halftime	4-1	0-1	9-4	3-3
In overtime games	0-0	-	7-7	4-3
Single overtime	0-0	-	4-6	2-2
Double overtime	0-0	-	3-1	2-1
Leading w/2:00 left in regulation	13-0	2-0	141-8	61-4
Trailing w/2:00 left in regulation	0-3	0-2	9-61	4-39
Tied w/2:00 left in regulation	0-0	-	2-1	0-1
UM shoots 50% or better from field	10-0	1-0	62-5	20-2
UM shoots 40-49% from field	2-0	1-0	73-24	38-20
UM shoots under 40% from field	1-3	0-2	18-43	8-22
Opp. shoots 50% or better from field	1-0	-	10-24	5-14
Opp. shoots 40-49% from field	4-1	1-1	64-30	32-18
Opp. shoots under 40% from field	8-2	1-1	80-17	30-11
UM shoots 70% or better from line	4-2	2-1	93-37	41-22
UM shoots less than 70% from line	9-1	0-1	59-35	34-21
UM makes more 3-point FGs	9-1	1-1	81-29	35-23
UM makes fewer 3-point FGs	2-2	0-1	45-31	22-18
3-point FGs are even	2-0	1-0	17-5	9-3
4+ Canes in double figures	6-1	1-1	75-14	29-10
3 Canes in double figures	5-1	1-0	57-27	29-12
2 or fewer Canes in double figures	2-1	0-1	20-31	8-22
Outrebounding opponent	9-2	1-2	101-26	38-18
Opp. outrebounds UM	4-1	1-0	44-46	25-26
Tied in rebounds	0-0	-	6-0	3-0
UM records 10 or more steals	0-1	0-1	21-5	7-2
UM records 15 or more assists	7-0	-	49-4	20-3
UM commits fewer than 15 turnovers	10-2	0-1	128-58	55-37
UM commits 15 or more turnovers	3-1	2-1	22-8	9-7
UM commits fewer turnovers than opp.	9-1	1-1	82-27	36-15
UM commits more turnovers than opp.	3-2	0-1	52-32	21-21
Tied in turnovers	1-0	-	15-12	9-8
UM scores 59 points or fewer	2-2	0-1	13-36	7-22
UM scores 60-69 points	2-1	1-1	40-24	21-12
UM scores 70-79 points	2-0	-	59-11	25-9
UM scores 80-89 points	6-0	1-0	28-1	9-1
UM scores 90-99 points	1-0	-	11-0	3-0
UM scores 100 or more points	0-0	-	1-0	0-0
Playing during morning (11 a.m.)	-	-	1-1	-
Playing during afternoon	4-1	1-1	48-25	27-18
Playing in evening (5 p.m. or later)	9-2	1-1	101-45	39-26
Games decided by 3 points or fewer	1-0	-	17-13	9-9
Games decided by 4-10 points	3-3	1-2	47-29	25-21
Games decided by 11-19 points	4-0	1-0	52-21	21-9
Games decided by 20+ points	5-0	-	36-8	11-4



SUCCESS FOR BOTH MIAMI BASKETBALL TEAMS

The Miami men's and women's basketball teams both landed in the NCAA Tournament for the second straight season in 2017, the first time both Miami basketball teams played in The Dance in consecutive years.

Miami was one of seven schools, four of which are in the ACC, with both its men's and women's basketball teams ranked in the preseason USA TODAY Coaches Poll. The others on the list were Baylor, Duke, Louisville, Notre Dame, UCLA and West Virginia.

LARRAÑAGA 12TH IN WINS AMONG ACTIVE DIVISION I NCAA COACHES

Entering the 2017-18 season, Jim Larrañaga ranks 12th in career wins among active Division I coaches with 609. Of those 12, five are in the Naismith Memorial Basketball Hall of Fame, including four from the Atlantic Coast Conference.

Now in his 34th season as a head coach, Larrañaga ranks 47th in all-time NCAA victories.

In his career, Larrañaga won 27 games at American International, 170 at Bowling Green, 273 at George Mason and 139 at Miami. He is one of 15 coaches all-time with 100 or more wins at three D-I schools, four of whom are actively coaching.

WINNINGEST ACTIVE COACHES

(minimum five years as Division I head coach)

Rank	Coach	Wins*
1.	Mike Krzyzewski, Duke	1,071
2.	Jim Boeheim, Syracuse	903
3.	Bob Huggins, West Virginia	819
4.	Roy Williams, North Carolina	816
5.	Rick Byrd, Belmont	754
6.	Cliff Ellis, Coastal Carolina	733
7.	John Beilein, Michigan	691
8.	Larry Hunter, Western Carolina	689
9.	John Calipari, Kentucky	652
10.	Rick Barnes, Tennessee	635
11.	Bill Self, Kansas	623
12.	Jim Larrañaga, Miami	609
13.	Lon Kruger, Oklahoma	601
14.	Dana Altman, Oregon	597

*Totals listed are at end of 2016-17 regular season

LARRAÑAGA AND CAPUTO IN 16TH YEAR TOGETHER

Head coach Jim Larrañaga and associate head coach Chris Caputo are beginning their 16th season together, dating back to their time at George Mason.

Caputo started on Larrañaga's staff as the video coordinator for the 2002-03 season, and along the way, the native of Elmhurst, N.Y., was an assistant coach and is now the associate head coach for the Hurricanes. Caputo helped the 2006 GMU team to the NCAA Final Four and has made five total NCAA Tournament appearances with Larrañaga.

Both Caputo and Larrañaga attended Archbishop Molloy (N.Y.) High School and played for legendary head coach Jack Curran.

INDIVIDUAL HIGHS/LOWS

MIAMI INDIVIDUAL GAME HIGHS

Points	26, Lonnie Walker vs Boston U. (12/05/17)
Field Goals Made	10, Dewan Huell at Minnesota (11/29/17)
Field Goal Att.	16, Dewan Huell at Minnesota (11/29/17)
3-Point FG Made	5, Lonnie Walker vs Boston University (12/05/17)
	5, DJ Vasiljevic vs Princeton (12/2/17)
3-Point FG Att.	10, DJ Vasiljevic vs Gardner-Webb (11/10/17)
Free Throws Made	12, Bruce Brown Jr. vs. Florida State (1/7/18)
Free Throw Att.	14, Bruce Brown Jr. vs. Florida State (1/7/18)
Rebounds	12, Anthony Lawrence vs. Florida State (1/7/18)
	12, Anthony Lawrence at Georgia Tech (1/3/18)
	12, Dewan Huell at GW (12/16/17)
Assists	10, Bruce Brown vs Gardner-Webb (11/10/17)
Steals	3, Eight times
Blocked Shots	4, Bruce Brown at Georgia Tech (1/3/18)
Turnovers	5, Anthony Lawrence vs. Florida State (1/7/18)
Minutes	38, Bruce Brown at GW (12/16/17)

OPPONENT INDIVIDUAL GAME HIGHS

Points	30, Josh Okogie, Georgia Tech (1/3/18)
Field Goals Made	10, Josh Okogie, Georgia Tech (1/3/18)
Field Goal Att.	23, Josh Okogie, Georgia Tech (1/3/18)
3-Point FG Made	4, 4x, last by Donte Grantham, Clemson (1/13/18)
3-Point FG Att.	9, Three times
Free Throws Made	9, Josh Okogie, Georgia Tech (1/3/18)
Free Throw Att.	12, Josh Okogie, Georgia Tech (1/3/18)
Rebounds	16, B.J. Johnson, La Salle (11/22/17)
Assists	7, Shelton Mitchell, Clemson (1/13/18)
Steals	5, Braian Angola, Florida State (1/7/18)
Blocked Shots	7, Reggie Lynch, Minnesota (11/29/17)
Turnovers	7, Jose Alvarado, Georgia Tech (1/3/18)
	7, Ivan Gandia-Rosa, North Florida (11/25/17)

2017-18 STARTERS BY GAME

Opp.	Guard	Guard	Guard	Guard	Center
GWebb	Newton	Brown	Vasiljevic	Lawrence	Huell
Navy	Newton	Brown	Vasiljevic	Lawrence	Huell
FAMU	Newton	Brown	Vasiljevic	Lawrence	Huell
La Salle	Newton	Brown	Vasiljevic	Lawrence	Huell
UNF	Newton	Brown	Vasiljevic	Lawrence	Huell
MINN	Newton	Brown	Vasiljevic	Lawrence	Huell
PRIN	Newton	Brown	Vasiljevic	Lawrence	Huell
BU	Newton	Walker	Vasiljevic	Lawrence	Huell (1)
at GW	Newton	Brown	Vasiljevic	Lawrence	Huell
at Hawaii	Newton	Brown	Vasiljevic	Lawrence	Huell
vs NMSU	Newton	Brown	Vasiljevic	Lawrence	Huell
vs MTSU	Newton	Brown	Vasiljevic	Lawrence	Huell
at Pitt	Newton	Brown	Vasiljevic	Lawrence	Huell
at GT	Newton	Brown	Vasiljevic	Lawrence	Huell (13)
vs FSU	Newton	Brown	Walker	Lawrence	Huell
at CLEM	Newton	Brown	Walker	Lawrence	Huell (2)

MIAMI'S LARGEST IN 2017-18

Lead	37, vs. Gardner-Webb, 11/10
Deficit	13 (2H), at Clemson, 1/13
	13 (1H), vs. Middle Tennessee, 12/25
Halftime Lead	24, vs. Florida A&M, 11/16
Halftime Deficit	4, at Clemson, 1/13, & vs New Mexico State, 12/23
Margin of Victory	34, vs. Navy, 11/12
Margin of Defeat	10, at Georgia Tech, 1/3
Deficit in Win	13 (1H), vs. Middle Tennessee, 12/25
Halftime Deficit in Win	-
Lead in Loss	8, at Georgia Tech, 1/3
Halftime Lead in Loss	-
Most Points in First Half	46, vs. Florida A&M, 11/16
Fewest Points in First Half	19, vs. La Salle, 11/22
Opponent Most Points in 1st Half	36, at Minnesota, 11/29
Opponent Fewest Points in 1st Half	15, at GW, 12/16
Most Points in 2nd Half	50, 3x, last vs. Middle Tennessee, 12/25
Fewest Points in 2nd Half	26, at Georgia Tech, 1/3
Opponent Most Points in 2nd Half	52, vs. Middle Tenn., 12/25
Opponent Fewest Points in 2nd Half	15, at GW, 12/16

HIGHS/LOWS

Miami - GAME HIGHS

Points	90	Florida A&M (11/16)
Field Goals Made	35	at Minnesota (11/29)
	35	Navy (11/12)
		at Minnesota (11/29)
Field Goal Att.	69	vs Middle Tennessee (12/25)
Field Goal Pct.	.600 (30-50)	vs Princeton (12/2)
3 Pt FG Made	14	Florida A&M (11/16)
3 Pt FG Att.	26	Gardner-Webb (11/10)
	26	vs Princeton (12/2)
3 Pt FG Pct.	.560 (14-25)	Florida State (1/7)
Free Throws Made	23	Florida State (1/7)
Free Throw Att.	32	Florida State (1/7)
Free Throw Pct.	.889 (8-9)	at Pitt (12/30)
Rebounds	48	Gardner-Webb (11/10)
Assists	21	Gardner-Webb (11/10)
Steals	10	at Clemson (1/13)
Blocks	8	at Pitt (12/30/17)
Turnovers	18	at Georgia Tech (1/3)
	18	Florida State (1/7)
Fouls	20	vs Middle Tennessee (12/25)
	20	at Minnesota (11/29)

Opponent - GAME HIGHS

Points	81	vs Middle Tennessee (12/25)
	81	at Minnesota (11/29)
Field Goals Made	28	at Minnesota (11/29)
Field Goal Att.	65	Boston U. (12/5)
Field Goal Pct.	.519 (27-52)	vs Middle Tennessee (12/25)
3 Pt FG Made	12	at Clemson (1/13)
3 Pt FG Att.	32	vs Princeton (12/2)
3 Pt FG Pct.	.571 (12-21)	at Clemson (1/13)
Free Throws Made	20	at Minnesota (11/29)
Free Throw Att.	26	Florida State (1/7)
	26	at Minnesota (11/29)
Free Throw Pct.	1.000 (6-6)	Florida A&M (11/16)
Rebounds	44	Florida State (1/7)
	44	at GW (12/16)
Assists	14	vs Middle Tennessee (12/25)
	14	Navy (11/12)
Steals	13	at Georgia Tech (1/3)
Blocks	12	at Minnesota (11/29)
Turnovers	20	North Florida (11/25)
Fouls	26	vs Middle Tennessee (12/25)

Miami - GAME LOWS

Points	54	at Georgia Tech (1/3)
	54	vs New Mexico State (12/23)
FG Made	18	vs New Mexico State (12/23)
FG Att.	48	Boston U. (12/5)
FG Pct.	.340 (18-53)	vs New Mexico State (12/23)
3 Pt FG Made	2	vs New Mexico State (12/23)
3 Pt FG Att.	13	at Hawai'i (12/23)
3 Pt FG Pct.	.111 (2-18)	vs New Mexico State (12/23)
Free Throws Made	4	at GW (12/16)
Free Throw Att.	8	at GW (12/16)
Free Throw Pct.	.455 (10-22)	Florida A&M (11/16)
Rebounds	25	vs Middle Tennessee (12/25)
Assists	4	vs New Mexico State (12/23)
Steals	1	vs New Mexico State (12/23)
Blocks	1	North Florida (11/25)
Turnovers	8	at Minnesota (11/29)
	8	at GW (12/16)
	8	at Clemson (1/13)
Fouls	12	at Pitt (12/30)
	12	Florida A&M (11/16)
	12	Navy (11/12)

Opponent - GAME LOWS

Points	45	Gardner-Webb (11/10)
FG Made	15	vs La Salle (11/22)
FG Att.	47	at Pitt (12/30)
FG Pct.	.288 (15-52)	vs La Salle (11/22)
3 Pt FG Made	0	vs La Salle (11/22)
3 Pt FG Att.	15	vs Middle Tennessee (12/25)
	15	vs La Salle (11/22)
3 Pt FG Pct.	.000 (0-15)	vs La Salle (11/22)
Free Throws Made	1	Gardner-Webb (11/10)
Free Throw Att.	6	Gardner-Webb (11/10)
	6	Florida A&M (11/16)
Free Throw Pct.	.167 (1-6)	Gardner-Webb (11/10)
Rebounds	23	at Pitt (12/30)
Assists	3	vs La Salle (11/22)
Steals	2	vs Middle Tennessee (12/25)
Blocks	0	4 times, last vs MTSU (12/25)
Turnovers	8	at Georgia Tech (1/3)
	8	vs New Mexico State (12/23)
Fouls	12	at GW (12/16)



THE LAST TIME ...

Player Scored 30 Points

Miami Bruce Brown (30), vs. North Carolina, 1/28/17
Opponent Josh Okogie (30), at Georgia Tech, 1/3/18

Player Scored 35 Points

Miami Jack McClinton (35) vs. North Carolina, 3/15/09
Opponent Xavier Rathan-Mayes (35) Florida State, 2/25/15

Player Scored 40 Points

Miami Darius Rice (43) vs. Connecticut, 1/20/03
Opponent Sean Singletary (41), Virginia, 3/1/08

Two Players Scored 20 Points

Miami Bruce Brown Jr. (23), Dewan Huell (20), vs. Florida State, 1/7/18
Opponent Dennis Smith Jr. (31), Terry Henderson (21), at NC State, 2/4/17

Three Players Scored 20 Points

Miami Dwayne Collins (23), Brian Asbury (21), Jack McClinton (20) vs. Virginia Tech, 1/25/09
Opponent Travis Mays (40), Alvin Heggs (22), Lance Blanks (21), Texas, 2/22/89

Five (not 5+) Players Scored in Double Figures

Miami Dewan Huell (23), Bruce Brown (16), Ja'Quan Newton (12), DJ Vasiljevic (11) and Chris Lykes (10) at Minnesota
Opponent Justin Robinson (15), Chris Clarke (13), Ahmed Hill (12), Seth Allen (10), Zach LeDay (10) vs. Virginia Tech 2/9/17

Six (not 6+) Players Scored in Double Figures

Miami Bruce Brown (15), Ja'Quan Newton (15), DJ Vasiljevic (15), Chris Lykes (13), Anthony Lawrence (11) and Dewan Huell (10) vs. Florida A&M, 11/16/17

Seven+ Players Scored in Double Figures

Miami Sheldon McClellan (18), Ja'Quan Newton (15), James Palmer (14), Ebuka Izundu (11) Angel Rodriguez (11), Ivan Cruz Uceda (10), Anthony Lawrence Jr. (10) vs. Mississippi State 11/19/15

Player Grabbed 15 Rebounds

Miami Kamari Murphy (15), at Duke, 1/21/17
Opponent Brice Johnson (15) vs. North Carolina, 2/20/16

Two Players Grabbed 10 Rebounds

Miami Bruce Brown (11) and Anthony Lawrence (10), vs. La Salle, 11/22/17
Opponent Jordan Murphy (14) and Reggie Lynch (10), Minnesota, 11/29/17

Three Players Grabbed 10 Rebounds

Miami Mark Richardson (11), Eric Brown (10), Joe Wylie (10) vs. FIU, 3/6/89
Opponent Matt Harpring (12), Dion Glover (10), Michael Maddox (10), Georgia Tech, 12/27/97

Player Had 10 Assists

Miami Bruce Brown (10), vs. Gardner-Webb, 11/10/17
Opponent John Gillon (11), at Syracuse, 1/4/17

Player Had 10 Blocks

Miami Anthony King (10) vs. Florida Atlantic, 11/29/04
Opponent Jarvis Varnado (10), Mississippi State, 12/13/07

Player Had a Double-Double

Miami Dewan Huell (15 pts, 12 reb), at George Washington, 12/16/17
Opponent Isaiah Wilkins (10 pts, 10 reb), at Virginia, 2/20/17

Player Had a Triple-Double

Miami Bruce Brown (10 pts, 11 reb, 11 ast), vs. Gardner-Webb, 11/10/17
Opponent Brendan Haywood (18 pts, 14 reb, 10 blks), North Carolina, 12/4/00

Two Players Had Double-Doubles

Miami Kamari Murphy (11 pts, 13 reb) and Davon Reed (10 pts, 12 reb) vs. Buffalo, 3/17/16
Opponent Jordan Murphy (17 pts, 14 reb) and Reggie Lynch (12 pts, 10 reb) at Minnesota, 11/29/17

Team Scored 100 Points

Miami 105, vs. Mississippi State, 11/19/15
Opponent 105, North Carolina, 1/31/07

Team Scored 90-99 Points

Miami 90, vs. Florida A&M, 11/16/17
Opponent 96, at Wake Forest, 1/18/17

Team Scored 50 Points in a Half

Miami 50 (2nd half) vs. Middle Tennessee, 12/25/17
Opponent 55 (2nd half) vs. Boston College, 1/25/17

Team Shot 50 Percent in Both Halves

Miami .500 (15-30) / .500 (18-36), vs. North Florida, 11/25/17
Opponent .500 (14-28) / .640 (16-25), vs. Michigan State, 3/17/17

Team Shot 60 Percent in a Half

Miami .654 (17-26), first half, vs. Florida State, 1/7/18
Opponent .640 (16-25), second half, vs. Michigan State, 3/17/17

Team Shot 70 Percent in a Half

Miami .720 (18-25), second half, vs. Middle Tennessee, 12/25/17

Team Shot 60 Percent in a Game

Miami .600 (30-50), vs. Middle Tennessee, 12/25/17
Opponent .627 (32-51), Villanova, 3/24/16

Team Shot Less Than 30 Percent in a Game

Miami .293 (12-41), vs. Eastern Kentucky, 12/19/14
Opponent .290 (18-62), vs. South Carolina State, 12/6/16

Team Won by 50+ Points

Miami 50, vs. Nova Southeastern, 11/16/09
Opponent 53, by Notre Dame, 2/22/86

Team won by 40-49 Points

Miami 49, vs. Western Carolina, 11/11/16
Opponent 41, at North Carolina, 1/31/07

Team Won by 30-39 Points

Miami 31, vs. Florida A&M, 11/16/17
Opponent 32, at Charlotte, 11/28/00

Overtime

Miami won in overtime 54-48 (OT) at No. 18/19 Virginia, 2/20/17
Miami lost in overtime 66-64 (OT) vs. Stanford, 4/2/15, NIT Championship

Rankings

Miami defeated a ranked opponent 80-74, vs. No. 24 Florida State, 1/7/18
Miami lost to a ranked opponent 72-63, at No. 19 Clemson, 1/13/18
Miami defeated a top 5 opponent 64-61 vs. No. 3 Virginia, 2/22/16
Miami lost to a top 5 opponent 71-66 at No. 4 Louisville, 2/11/17

THE LAST TIME A MIAMI FRESHMAN ...

Scored 30 Points: Bruce Brown (30), vs. North Carolina, 1/28/17

Scored 20+ Points: Lonnie Walker IV (26), vs. Boston University, 12/5/17

Perfect from Field (5+ att): Reggie Johnson (RS), 8-of-8, vs. Wake Forest, 3/11/10

Perfect from 3-Pt (3+ att): Anthony Lawrence, 4-of-4, vs. Notre Dame, 2/3/16

10+ Rebounds: Bruce Brown, 12, vs. George Washington, 12/22/16

10+ Assists: Bruce Brown, 10, vs. South Carolina State, 12/6/16

5-9 Assists: Chris Lykes, 5, at Georgia Tech, 1/3/18

5+ Steals: Shane Larkin, 6, vs. North Carolina, 01/10/12

4+ Blocks: Raphael Akpejori, 4, McNeese State, 11/24/10

Double-Double: Bruce Brown (14 pts, 12 reb), vs. George Washington, 12/22/16

Triple-Double: Bruce Brown (11 pts, 11 reb, 10 ast), vs. South Carolina State, 12/6/16

JIM LARRAÑAGA

7TH SEASON AT MIAMI, 34TH SEASON AS HEAD COACH

COACHING EXPERIENCE

Head Coach

2011-	Miami	Assistant Coach	1979-86	Virginia
1997-2011	George Mason	1971-76	Davidson	
1986-97	Bowling Green	Player/Coach		
1977-79	American International	1977	Geronemo Basketball Club (Belgium)	

PLAYING CAREER

Geronemo Basketball Club (Belgium) 1976-77
 Providence College, 1967-71
 Archbishop Molloy, 1963-67

COACHING HONORS

AP, Naismith, Iba, Rupp Coach of the Year, 2013
 NABC All-District II, 2013
 USBWA District IV Coach of the Year, 2013, 2016
 Clair Bee National Coach of the Year, 2006
 ACC Coach of the Year, 2013, 2016
 CAA Coach of the Year, 1999, 2011
 MAC Coach of the Year, 1997
 Eight NCAA tournament appearances
 1999, 2001, 2006, 2008, 2011, 2013, 2016, 2017
 Eight postseason NIT appearances
 1990, 1991, 1997, 2002, 2004, 2009, 2012, 2015
 11 20-win seasons

PERSONAL

Hometown Bronx, N.Y.
 Born Oct. 2, 1949
 Family Wife: Liz, Sons: Jay and Jon
 Grandchildren: Tia, James, Jon Temple, Henry
 Education Providence College, 1971, B.A. Economics
 Archbishop Molloy High School, 1967

NOTABLE COLLEGE PLAYERS COACHED

Sheldon McClellan (Miami) - All-ACC Second Team, ACC Tournament Second Team

Shane Larkin (Miami) - NBA first-round draft pick (18th overall), ACC Player of the Year, ACC Tournament MVP, finalist for Cousy, Naismith & Wooden awards, All-ACC First Team and All-ACC Defensive Team, Lute Olson National Player of the Year, AP and NABC All-American (Second team), Sporting News All-American (Third), ESPN, Wooden, Olson and Driesell Defensive All-American, USBWA All-District, Basketball Times All-District

Durand Scott (Miami) - ACC Defensive Player of the Year, ACC Tournament First Team, All-ACC Third Team

George Evans (George Mason) - Three-time CAA Player of the Year, CAA Rookie of the Year, three-time CAA Defensive Player of the Year, three-time CAA All-Defensive Team

Antonio Daniels (Bowling Green) - MAC Player of the Year, MAC Freshman of Year

NOTABLE NBA PLAYERS COACHED

Lance Blanks	Frank Booker	Rick Carlisle
Antonio Daniels	Jeff Jones	Andrew Kennedy
Jeff Lamp	Shane Larkin	Lewis Latimore
Jason Miskiri	Olden Polynice	Lee Raker
Ralph Sampson	Tom Sheehey	Clinton Venable
Othell Wilson	Ricky Wilson	

STUDENT-ATHLETE HONORS

At Miami

One All-American
 One USBWA All-District IV selection
 One Basketball Times All-District
 One ACC Player of the Year
 One ACC Defensive Player of the Year
 One ACC Tournament MVP
 14 All-ACC postseason selections
 Five ACC-All-Defensive Team selections
 One ACC All-Rookie Team selection
 Four ACC Academic Honor Roll selections
 Seven ACC Players of the Week
 One ACC Rookie of the Week
 Six ACC All-Tournament team selections
 Two NIT All-Tournament Team selections
 Two NABC Honors Court selections

YEAR-BY-YEAR

Year	School	Overall		Conference		Postseason
		W-L	W-L	Finish		
1977-78	American International	14-13				
1978-79	American International	13-13				
1986-87	Bowling Green	15-14	10-6	3		
1987-88	Bowling Green	12-16	7-9	t-5		
1988-89	Bowling Green	13-15	6-10	t-6		
1989-90	Bowling Green	18-11	9-7	t-3		NIT First Round (0-1)
1990-91	Bowling Green	17-13	9-7	t-4		NIT First Round (0-1)
1991-92	Bowling Green	14-15	8-8	5		
1992-93	Bowling Green	11-16	8-10	t-6		
1993-94	Bowling Green	18-10	12-6	t-2		
1994-95	Bowling Green	16-11	10-8	t-5		
1995-96	Bowling Green	14-13	9-9	t-6		
1996-97	Bowling Green	22-10	13-5	t-1		NIT First Round (0-1)
1997-98	George Mason	9-18	6-10	6		
1998-99	George Mason	19-11	13-3	1		NCAA First Round (0-1)
1999-00	George Mason	19-11	12-4	t-1		
2000-01	George Mason	18-12	11-5	3		NCAA First Round (0-1)
2001-02	George Mason	19-10	13-5	2		NIT First Round (0-1)
2002-03	George Mason	16-12	11-7	4		
2003-04	George Mason	23-10	12-6	3		NIT Third Round (2-1)
2004-05	George Mason	16-13	10-8	6		
2005-06	George Mason	27-8	15-3	t-1		NCAA Final Four (4-1)
2006-07	George Mason	18-15	9-9	5		
2007-08	George Mason	23-11	12-6	2		NCAA First Round (0-1)
2008-09	George Mason	22-11	13-5	2		NIT First Round (0-1)
2009-10	George Mason	17-15	12-6	4		CIT First Round (0-1)
2010-11	George Mason	27-7	16-2	1		NCAA Second Round (1-1)
2011-12	Miami	20-13	9-7	t-4		NIT Second Round (1-1)
2012-13	Miami	29-7	15-3	1		NCAA Sweet 16 (2-1)
2013-14	Miami	17-16	7-11	10		
2014-15	Miami	25-13	10-8	6		NIT Championship Game (4-1)
2015-16	Miami	27-8	13-5	t-2		NCAA Sweet 16 (2-1)
2016-17	Miami	21-12	10-8	t-7		NCAA First Round (0-1)
2017-18	Miami	13-3	2-2	-		
Overall		622-406	332-208			
2 years	American International	27-26 (.509)				
11 years	Bowling Green	170-144 (.541)				
14 years	George Mason	273-164 (.625)				
7 years	Miami	152-72 (.679x)				
34 years		622-406 (.605)				



2017-18 Miami Men's Basketball Miami Combined Team Statistics (as of Jan 13, 2018) All games

RECORD:	OVERALL	HOME	AWAY	NEUTRAL
ALL GAMES	13-3	6-0	4-2	3-1
CONFERENCE	2-2	1-0	1-2	0-0
NON-CONFERENCE	11-1	5-0	3-0	3-1

##	Player	gp-gs	Total		3-Point		F-Throw		Rebounds		PF		DQ		A		BLK		STL		PTS		avg
			min	avg	fg-fga	fg%	3fg-fga	3fg%	ft-fa	ft%	off	def	tot	avg	pf	dq	a	to	blk	stl	pts		
20	Dewan Huell	16-16	413	25.8	88-137	.642	0-2	.000	42-60	.700	31	74	105	6.6	31	0	9	16	21	9	218	13.6	
11	Bruce Brown	15-15	506	33.7	61-144	.424	12-46	.261	35-56	.625	19	87	106	7.1	32	1	58	32	11	19	169	11.3	
01	DJ Vasiljevic	16-14	403	25.2	54-128	.422	33-88	.375	11-12	.917	6	36	42	2.6	26	0	9	8	2	10	152	9.5	
00	Ja'Quan Newton	16-16	442	27.6	59-128	.461	2-15	.133	22-36	.611	3	32	35	2.2	22	0	46	33	3	18	142	8.9	
04	Lonnie Walker	16-3	343	21.4	50-120	.417	17-57	.298	20-30	.667	9	36	45	2.8	19	0	19	18	6	14	137	8.6	
03	Anthony Lawrence	16-16	466	29.1	46-92	.500	17-39	.436	22-34	.647	26	81	107	6.7	43	1	36	31	16	15	131	8.2	
02	Chris Lykes	16-0	280	17.5	44-103	.427	26-63	.413	11-18	.611	2	13	15	0.9	32	0	24	26	0	13	125	7.8	
15	Ebuka Izundu	16-0	237	14.8	30-46	.652	0-0	.000	7-18	.389	28	34	62	3.9	38	0	5	18	13	6	67	4.2	
21	Sam Waardenburg	6-0	59	9.8	7-21	.333	2-6	.333	0-0	.000	9	6	15	2.5	5	0	1	5	1	1	16	2.7	
14	Rodney Miller	9-0	32	3.6	5-9	.556	0-0	.000	0-5	.000	0	3	3	0.3	4	0	0	2	0	0	10	1.1	
05	Mike Robinson	5-0	10	2.0	1-2	.500	1-1	1.000	0-0	.000	0	0	0	0.0	0	0	1	0	0	0	3	0.6	
35	Chris Stowell	5-0	9	1.8	0-1	.000	0-1	.000	0-0	.000	0	1	1	0.2	0	0	0	0	0	0	0	0.0	
Team											21	28	49		1		6						
Total.....		16	3200		445-931	.478	110-318	.346	170-269	.632	154	431	585	36.6	253	2	208	195	73	105	1170	73.1	
Opponents.....		16	3200		351-942	.373	91-319	.285	176-231	.762	173	378	551	34.4	269	5	166	223	46	96	971	60.7	

TEAM STATISTICS	UM	OPP	Date	Opponent	Score	Att.
SCORING	1170	971	11/10/17	GARDNER-WEBB	w 77-45	7073
Points per game	73.1	60.7	11/12/17	NAVY	w 89-55	6611
Scoring margin	+12.4	-	11/16/17	FLORIDA A&M	w 90-59	6735
FIELD GOALS-ATT	445-931	351-942	11/22/17	vs La Salle	w 57-46	6735
Field goal pct	.478	.373	11/25/17	NORTH FLORIDA	w 86-65	7189
3 POINT FG-ATT	110-318	91-319	11/29/17	at Minnesota	w 86-81	14625
3-point FG pct	.346	.285	12/2/17	vs Princeton	w 80-52	8426
3-pt FG made per game	6.9	5.7	12/05/17	BOSTON UNIVERSITY	w 69-54	6893
FREE THROWS-ATT	170-269	176-231	12/16/17	at George Washington	w 59-50	3862
Free throw pct	.632	.762	12/22/17	at Hawai'i	w 75-57	7669
F-Throws made per game	10.6	11.0	12/23/17	vs New Mexico State	L 54-63	5946
REBOUNDS	585	551	12/25/17	vs Middle Tennessee	w 84-81	6062
Rebounds per game	36.6	34.4	* 12/30/17	at Pitt	w 67-53	5307
Rebounding margin	+2.1	-	* 1/3/18	at Georgia Tech	L 54-64	5568
ASSISTS	208	166	* 01/07/18	FLORIDA STATE	w 80-74	7647
Assists per game	13.0	10.4	* 01/13/18	at Clemson	L 63-72	9000
TURNOVERS	195	223	* - Conference game			
Turnovers per game	12.2	13.9				
Turnover margin	+1.8	-				
Assist/turnover ratio	1.1	0.7				
STEALS	105	96				
Steals per game	6.6	6.0				
BLOCKS	73	46				
Blocks per game	4.6	2.9				
ATTENDANCE	42148	73200				
Home games-Avg/Game	6-7025	6-7672				
Neutral site-Avg/Game	-	4-6792				

Score by Periods	1st	2nd	Totals
Miami	532	638	1170
Opponents	418	553	971



2017-18 Miami Men's Basketball Miami Combined Team Statistics (as of Jan 13, 2018) Conference games

RECORD:	OVERALL	HOME	AWAY	NEUTRAL
ALL GAMES	2-2	1-0	1-2	0-0
CONFERENCE	2-2	1-0	1-2	0-0
NON-CONFERENCE	0-0	0-0	0-0	0-0

#	Player	gp-gs	min	avg	Total		3-Point		F-Throw		Rebounds				pf	dq	a	to	blk	stl	pts	avg
					fg-fga	fg%	3fg-fga	3fg%	ft-fta	ft%	off	def	tot	avg								
20	Dewan Huell	4-4	117	29.3	20-35	.571	0-1	.000	11-16	.688	11	19	30	7.5	7	0	4	3	6	3	51	12.8
02	Chris Lykes	4-0	88	22.0	16-33	.485	9-20	.450	8-12	.667	1	2	3	0.8	8	0	8	10	0	2	49	12.3
11	Bruce Brown	4-4	139	34.8	15-37	.405	2-10	.200	15-20	.750	7	18	25	6.3	12	1	8	11	7	7	47	11.8
03	Anthony Lawrence	4-4	125	31.3	15-29	.517	4-9	.444	5-8	.625	7	27	34	8.5	11	0	5	11	4	5	39	9.8
04	Lonnie Walker	4-2	96	24.0	13-36	.361	2-14	.143	7-10	.700	3	9	12	3.0	6	0	2	6	3	5	35	8.8
00	Ja'Quan Newton	4-4	96	24.0	10-23	.435	0-1	.000	1-1	1.000	1	3	4	1.0	7	0	11	10	0	4	21	5.3
01	Dj Vasiljevic	4-2	85	21.3	5-23	.217	3-17	.176	1-1	1.000	2	4	6	1.5	5	0	4	2	0	4	14	3.5
15	Ebuka Izundu	4-0	50	12.5	4-7	.571	0-0	.000	0-2	.000	3	7	10	2.5	11	0	1	2	2	1	8	2.0
14	Rodney Miller	2-0	4	2.0	0-2	.000	0-0	.000	0-0	.000	0	0	0	0.0	0	0	0	0	0	0	0	0.0
Team											6	9	15		1		1					
Total.....		4	800		98-225	.436	20-72	.278	48-70	.686	41	98	139	34.8	68	1	43	56	22	31	264	66.0
Opponents.....		4	800		89-225	.396	22-71	.310	61-79	.772	44	97	141	35.2	65	2	41	57	20	31	263	65.8

TEAM STATISTICS	UM	OPP	Date	Opponent	Score	Att.
SCORING	264	263	* 12/30/17	at Pitt	W 67-53	5307
Points per game	66.0	65.8	* 1/3/18	at Georgia Tech	L 54-64	5568
Scoring margin	+0.3	-	* 01/07/18	FLORIDA STATE	W 80-74	7647
FIELD GOALS-ATT	98-225	89-225	* 01/13/18	at Clemson	L 63-72	9000
Field goal pct	.436	.396	* - Conference game			
3 POINT FG-ATT	20-72	22-71				
3-point FG pct	.278	.310				
3-pt FG made per game	5.0	5.5				
FREE THROWS-ATT	48-70	61-79				
Free throw pct	.686	.772				
F-Throws made per game	12.0	15.3				
REBOUNDS	139	141				
Rebounds per game	34.8	35.2				
Rebounding margin	-0.5	-				
ASSISTS	43	41				
Assists per game	10.8	10.3				
TURNOVERS	56	57				
Turnovers per game	14.0	14.3				
Turnover margin	+0.3	-				
Assist/turnover ratio	0.8	0.7				
STEALS	31	31				
Steals per game	7.8	7.8				
BLOCKS	22	20				
Blocks per game	5.5	5.0				
ATTENDANCE	7647	19875				
Home games-Avg/Game	1-7647	3-6625				
Neutral site-Avg/Game	-	0-0				

Score by Periods	1st	2nd	Totals
Miami	133	131	264
Opponents	113	150	263



2017-18 Miami Men's Basketball Miami Game-by-Game Highs (as of Jan 13, 2018) All games

Opponent	Date	Score	Points	Rebounds	Assists	Steals	Blocked shots
GARDNER-WEBB	11/10/17	77-45	14-Dewan Huell Ebuka Izundu	11-Bruce Brown	10-Bruce Brown	2-Anthony Lawrence	2-Dewan Huell
NAVY	11/12/17	89-55	16-DJ Vasiljevic	10-Dewan Huell	6-Bruce Brown	2-DJ Vasiljevic Chris Lykes	2-Anthony Lawrence Ebuka Izundu
FLORIDA A&M	11/16/17	90-59	15-Ja'Quan Newton DJ Vasiljevic Bruce Brown	8-Bruce Brown	4-Bruce Brown Chris Lykes Ja'Quan Newton	2-Dewan Huell Bruce Brown	3-Ebuka Izundu
vs La Salle	11/22/17	57-46	16-Dewan Huell	11-Bruce Brown	5-Anthony Lawrence	2-Ja'Quan Newton Lonnie Walker	3-Anthony Lawrence
NORTH FLORIDA	11/25/17	86-65	14-Anthony Lawrence Bruce Brown	7-Bruce Brown Ebuka Izundu	4-Chris Lykes Bruce Brown	3-Anthony Lawrence Bruce Brown	1-Sam Waardenburg
at Minnesota	11/29/17	86-81	23-Dewan Huell	9-Bruce Brown	9-Ja'Quan Newton	3-Chris Lykes	2-Ebuka Izundu
vs Princeton	12/2/17	80-52	20-DJ Vasiljevic	10-Anthony Lawrence	5-Ja'Quan Newton	3-Ja'Quan Newton	2-Anthony Lawrence
BOSTON UNIVERSITY	12/05/17	69-54	26-Lonnie Walker	7-Lonnie Walker	6-Anthony Lawrence	3-Ja'Quan Newton	3-Dewan Huell
at George Washington	12/16/17	59-50	15-Dewan Huell	12-Dewan Huell	3-Lonnie Walker Ja'Quan Newton Anthony Lawrence Bruce Brown	3-Bruce Brown	1-Lonnie Walker Ebuka Izundu Anthony Lawrence Dewan Huell
at Hawai'i	12/22/17	75-57	16-Ja'Quan Newton Dewan Huell	6-Dewan Huell	8-Bruce Brown	2-Lonnie Walker	2-Dewan Huell Ebuka Izundu
vs New Mexico State	12/23/17	54-63	15-Dj Vasiljevic	9-Dewan Huell	1-Dj Vasiljevic Dewan Huell Anthony Lawrence Bruce Brown	1-Ebuka Izundu	2-Dewan Huell Anthony Lawrence
vs Middle Tennessee	12/25/17	84-81	21-Dewan Huell	6-Bruce Brown	6-Ja'Quan Newton	2-Bruce Brown	1-Bruce Brown Dewan Huell Anthony Lawrence
at Pitt	12/30/17	67-53	12-Anthony Lawrence	7-Dewan Huell	4-Ja'Quan Newton	2-Dj Vasiljevic Ja'Quan Newton	3-Anthony Lawrence
at Georgia Tech	1/3/18	54-64	13-Dewan Huell	12-Anthony Lawrence	5-Chris Lykes	3-Bruce Brown	4-Bruce Brown
FLORIDA STATE	01/07/18	80-74	23-Bruce Brown	12-Anthony Lawrence	4-Ja'Quan Newton Dj Vasiljevic	2-Dj Vasiljevic	2-Dewan Huell
at Clemson	01/13/18	63-72	16-Lonnie Walker Anthony Lawrence	7-Dewan Huell Bruce Brown Lonnie Walker	2-Dewan Huell	2-Bruce Brown Anthony Lawrence Dewan Huell	2-Bruce Brown

Miami Team Game-by-Game Comparison (as of Jan 13, 2018) All games

Opponent	1st	2nd	Score	Mar	Total FG	FG Pct	3-Pointers	3FG Pct	Free Throws	FT Pct	Rebounds	Assist	T/Over	Block	Steal	Fouls
GARDNER-WEBB	27/23	50/22	77-45	+32	30-60/20-63	.500/.317	7-26/4-16	.269/.250	10-21/1-6	.476/.167	48/36 +12	21/10	12/14	3/0	5/5	15/19
NAVY	41/24	48/31	89-55	+34	35-64/21-63	.547/.333	9-23/6-21	.391/.286	10-16/7-9	.625/.778	42/33 +9	15/14	12/16	7/2	9/7	12/15
FLORIDA A&M	46/22	44/37	90-59	+31	34-58/24-59	.586/.407	12-26/5-16	.462/.313	10-22/6-6	.455/1000	36/28 +8	15/12	12/19	5/2	8/6	12/18
La Salle	19/19	38/27	57-46	+11	22-60/15-52	.367/.288	5-15/0-15	.333/000	8-14/16-17	.571/.941	40/38 +2	10/3	10/15	5/3	6/4	16/18
NORTH FLORIDA	38/25	48/40	86-65	+21	33-66/23-59	.500/.390	3-15/8-26	.200/.308	17-23/11-12	.739/.917	39/32 +7	16/10	14/20	1/1	9/8	16/18
Minnesota	36/36	50/45	86-81	+5	35-69/28-63	.507/.444	10-25/5-16	.400/.313	6-11/20-26	.545/.769	34/41 (7)	20/12	8/12	4/12	8/4	20/13
Princeton	38/20	42/32	80-52	+28	30-60/19-61	.500/.311	14-25/8-32	.560/.250	6-9/6-9	.667/.667	39/31 +8	16/10	12/11	4/2	5/5	15/13
BOSTON UNIVERSITY	30/30	39/24	69-54	+15	25-48/21-65	.521/.323	11-21/7-25	.524/.280	8-15/5-8	.533/.625	35/32 +3	10/11	15/13	6/0	6/9	13/16
George Washington	32/15	27/35	59-50	+9	25-61/19-63	.410/.302	5-21/4-18	.238/.222	4-8/8-12	.500/.667	39/44 (5)	13/8	8/11	4/3	6/6	14/12
Hawai'i	33/33	42/24	75-57	+18	30-57/21-50	.526/.420	5-13/8-23	.385/.348	10-13/7-10	.769/.700	31/26 +5	11/13	9/16	5/0	6/3	15/17
New Mexico State	25/29	29/34	54-63	(9)	18-53/24-67	.340/.358	2-18/7-25	.111/.280	16-22/8-13	.727/.615	38/43 (5)	4/7	14/8	4/1	1/6	17/19
Middle Tennessee	34/29	50/52	84-81	+3	30-50/27-52	.600/.519	7-18/7-15	.389/.467	17-25/20-24	.680/.833	25/26 (1)	14/15	13/11	3/0	5/2	20/26
Pitt	30/19	37/34	67-53	+14	27-55/19-47	.491/.404	5-14/4-16	.357/.250	8-9/11-13	.889/.846	31/23 +8	11/10	15/19	8/3	8/5	12/14
Georgia Tech	28/28	26/36	54-64	(10)	21-56/23-59	.375/.390	4-19/1-10	.211/.100	8-11/17-23	.727/.739	39/38 +1	12/8	18/11	7/5	7/13	18/13
FLORIDA STATE	45/32	35/42	80-74	+6	26-51/25-69	.510/.362	5-16/5-24	.313/.208	23-32/17-26	.719/.654	32/44 (12)	15/10	15/15	2/5	6/11	20/22
Clemson	30/34	33/38	63-72	(9)	24-63/22-50	.381/.440	6-23/12-21	.261/.571	9-18/16-17	.500/.941	37/36 +1	5/13	8/12	5/7	10/2	18/16

Note: Game totals are displayed in the format TEAM/OPPONENT for each category



Miami Points-Rebounds-Assists (as of Jan 13, 2018)
All games

Opponent	Date	Score		00	01	02	03	04	05	11
				NEWTON,JA'	VASILJEVIC	LYKES,CHRI	LAWRENCE,A	WALKER,LON	ROBINSON,M	BROWN,BRUC
GARDNER-WEBB	11/10/17	77-45	w	13-0-1	7-2-0	3-1-1	3-7-1	10-2-5	3-0-0	10-11-10
NAVY	11/12/17	89-55	w	14-3-1	16-3-0	8-1-2	10-7-2	8-2-1	0-0-0	3-6-6
FLORIDA A&M	11/16/17	90-59	w	15-3-4	15-4-2	13-1-4	11-4-1	5-2-0	0-0-0	15-8-4
vs La Salle	11/22/17	57-46	w	4-3-0	8-1-0	0-1-0	7-10-5	5-2-2	DNP	7-11-3
NORTH FLORIDA	11/25/17	86-65	w	12-1-3	2-2-0	10-0-4	14-4-3	7-1-1	0-0-0	14-7-4
at Minnesota	11/29/17	86-81	w	12-3-9	11-2-0	10-1-0	8-7-4	6-2-1	DNP	16-9-5
vs Princeton	12/2/17	80-52	w	4-2-5	20-3-1	5-1-2	5-10-3	12-5-1	0-0-1	17-8-3
BOSTON UNIVERSITY	12/05/17	69-54	w	9-6-1	15-5-0	8-0-0	5-2-6	26-7-2	DNP	DNP
at George Washington	12/16/17	59-50	w	8-4-3	10-1-0	3-0-1	5-9-3	13-5-3	DNP	3-3-3
at Hawai'i	12/22/17	75-57	w	16-2-2	6-3-0	7-5-0	11-4-0	8-1-1	DNP	4-5-8
vs New Mexico State	12/23/17	54-63	L	5-3-0	15-5-1	1-1-0	4-4-1	2-4-0	DNP	13-7-1
vs Middle Tennessee	12/25/17	84-81	w	9-1-6	13-5-1	8-0-2	9-5-2	0-0-0	DNP	20-6-3
at Pitt	12/30/17	67-53	w	11-3-4	3-2-0	10-1-0	12-6-2	8-0-1	DNP	11-5-3
at Georgia Tech	1/3/18	54-64	L	6-1-3	3-1-0	8-0-5	9-12-1	6-5-0	DNP	9-9-2
FLORIDA STATE	01/07/18	80-74	w	0-0-4	8-3-4	18-1-2	2-12-2	5-0-0	DNP	23-4-2
at Clemson	01/13/18	63-72	L	4-0-0	0-0-0	13-1-1	16-4-0	16-7-1	DNP	4-7-1

Opponent	Date	Score		14	15	20	21	35
				MILLER,ROD	IZUNDU,EBU	HUELL,DEWA	WAARDENBU	STOWELL,CH
GARDNER-WEBB	11/10/17	77-45	w	0-1-0	14-10-1	14-8-2	DNP	0-0-0
NAVY	11/12/17	89-55	w	4-0-0	12-4-2	14-10-1	DNP	0-1-0
FLORIDA A&M	11/16/17	90-59	w	2-1-0	4-6-0	10-5-0	DNP	0-0-0
vs La Salle	11/22/17	57-46	w	0-0-0	3-2-0	16-7-0	7-2-0	DNP
NORTH FLORIDA	11/25/17	86-65	w	DNP	5-7-0	13-6-0	9-6-1	0-0-0
at Minnesota	11/29/17	86-81	w	DNP	0-3-1	23-2-0	0-1-0	DNP
vs Princeton	12/2/17	80-52	w	2-0-0	6-4-0	9-1-0	0-4-0	0-0-0
BOSTON UNIVERSITY	12/05/17	69-54	w	DNP	0-5-0	6-6-1	0-2-0	DNP
at George Washington	12/16/17	59-50	w	DNP	2-3-0	15-12-0	DNP	DNP
at Hawai'i	12/22/17	75-57	w	DNP	7-3-0	16-6-0	DNP	DNP
vs New Mexico State	12/23/17	54-63	L	0-1-0	4-3-0	10-9-1	0-0-0	DNP
vs Middle Tennessee	12/25/17	84-81	w	2-0-0	2-2-0	21-3-0	DNP	DNP
at Pitt	12/30/17	67-53	w	0-0-0	4-5-1	8-7-0	DNP	DNP
at Georgia Tech	1/3/18	54-64	L	0-0-0	0-1-0	13-8-1	DNP	DNP
FLORIDA STATE	01/07/18	80-74	w	DNP	4-1-0	20-8-1	DNP	DNP
at Clemson	01/13/18	63-72	L	DNP	0-3-0	10-7-2	DNP	DNP



Official Basketball Box Score -- Game Totals -- Final Statistics
Gardner-Webb vs Miami (FL)
11/10/17 8:00 pm at Coral Gables, Fla. (Watsco Center)

Gardner-Webb 45 · 0-1

#	Player	Total			3-Ptr			Rebounds			PF	TP	A	TO	Blk	Stl	Min
		FG-FGA	FG-FGA	FT-FTA	FG-FGA	FG-FGA	FT-FTA	Off	Def	Tot							
25	DJ Laster	f	5-13	0-1	0-0	3	5	8	3	10	1	4	0	2	25		
31	L'Hassane Niangane	c	0-2	0-0	0-1	2	4	6	5	0	0	1	0	0	13		
00	Jamaal Robateau	g	1-6	1-3	0-0	0	4	4	0	3	1	0	0	0	25		
04	Christian Turner	g	1-2	0-0	0-0	0	0	0	1	2	1	2	0	1	16		
11	David Efanayi	g	4-14	1-4	0-1	0	4	4	4	9	0	4	0	1	29		
01	Jaheam Cornwall	g	0-3	0-1	0-2	0	0	0	1	0	4	0	0	0	18		
02	Eric Jamison	g	3-5	0-0	0-0	1	2	3	1	6	0	0	0	0	16		
05	Liam O'Reilly	g	3-8	2-3	1-1	1	3	4	0	9	1	1	0	0	25		
10	Nate Johnson	g	2-6	0-4	0-1	0	3	3	0	4	2	0	0	1	16		
14	Brandon Miller	g	1-4	0-0	0-0	1	0	1	4	2	0	2	0	0	17		
	Team					2	1	3									
	Totals		20-63	4-16	1-6	10	26	36	19	45	10	14	0	5	200		

FG % 1st Half: 10-31 32.3% 2nd half: 10-32 31.3% Game: 20-63 31.7% Deadball Rebounds 2
 3FG % 1st Half: 2-5 40.0% 2nd half: 2-11 18.2% Game: 4-16 25.0%
 FT % 1st Half: 1-2 50.0% 2nd half: 0-4 0.0% Game: 1-6 16.7%

Miami (FL) 77 · 1-0

#	Player	Total			3-Ptr			Rebounds			PF	TP	A	TO	Blk	Stl	Min
		FG-FGA	FG-FGA	FT-FTA	FG-FGA	FG-FGA	FT-FTA	Off	Def	Tot							
20	Dewan Huell	f	6-9	0-0	2-3	2	6	8	1	14	2	3	2	1	18		
00	Ja'Quan Newton	g	4-6	1-2	4-8	0	0	0	1	13	1	0	0	0	28		
01	DJ Vasiljevic	g	2-12	1-10	2-2	0	2	2	1	7	0	0	0	0	30		
03	Anthony Lawrence	g	1-4	1-3	0-0	3	4	7	3	3	1	0	0	2	22		
11	Bruce Brown	g	5-9	0-2	0-3	1	10	11	2	10	1	0	1	0	31		
02	Chris Lykes	g	1-6	1-5	0-0	0	1	1	3	3	1	4	0	1	18		
04	Lonnie Walker	g	4-5	2-3	0-0	1	1	2	0	10	5	2	0	0	25		
05	Mike Robinson	g	1-1	1-1	0-0	0	0	0	0	3	0	0	0	0	1		
14	Rodney Miller	g	0-1	0-0	0-1	0	1	1	0	0	0	0	0	0	4		
15	Ebuka Izundu	g	6-7	0-0	2-4	2	8	10	4	14	1	1	1	0	22		
35	Chris Stowell	g	0-0	0-0	0-0	0	0	0	0	0	0	0	0	0	1		
	Team					3	3	6									
	Totals		30-60	7-26	10-21	12	36	48	15	77	21	12	3	5	200		

FG % 1st Half: 9-27 33.3% 2nd half: 21-33 63.6% Game: 30-60 50.0% Deadball Rebounds 3
 3FG % 1st Half: 1-13 7.7% 2nd half: 6-13 46.2% Game: 7-26 26.9%
 FT % 1st Half: 8-15 53.3% 2nd half: 2-6 33.3% Game: 10-21 47.6%

Officials: Brian Dorsey, Raymond Styons Jr., William Humes
 Technical fouls: Gardner-Webb-None. Miami (FL)-None.
 Attendance: 7073

Score by periods	1st	2nd	Total
Gardner-Webb	23	22	45
Miami (FL)	27	50	77

Last FG - GWU 2nd-00:15, UM 2nd-00:30.
 Largest lead - GWU by 7 1st-16:59, UM by 37 2nd-04:34.
 GWU led for 05:42, UM led for 30:55. Game was tied for 03:23.

Points	In	Off	2nd	Fast	Bench
Paint	Paint	T/O	Chance	Break	
GWU	30	15	5	2	21
UM	42	15	12	4	30

Score tied - 3 times.
 Lead changed - 1 time.

Official Basketball Box Score -- Game Totals -- Final Statistics
Navy vs Miami (FL)
11/12/17 4:39 pm at Coral Gables, Fla. (Watsco Center)

Navy 55 · 1-1

#	Player	Total			3-Ptr			Rebounds			PF	TP	A	TO	Blk	Stl	Min
		FG-FGA	FG-FGA	FT-FTA	FG-FGA	FG-FGA	FT-FTA	Off	Def	Tot							
01	Lacey, Tom	*	5-7	0-0	0-0	1	4	5	0	10	2	1	2	0	24		
02	Abdullah, Hasan	*	5-13	3-7	0-0	1	0	1	1	13	1	4	0	3	26		
10	Dulin, Bryce	*	0-5	0-1	0-0	3	5	8	1	0	4	1	0	1	26		
20	Anderson, Shawn	*	2-9	0-0	2-2	1	4	5	2	6	2	3	0	1	23		
40	Wieck, Evan	*	1-3	0-0	0-0	2	1	3	2	2	2	0	0	1	19		
00	Fox, Nourse	*	1-3	0-1	0-0	0	0	0	2	2	0	2	0	1	12		
03	Cullen, Matt	*	0-1	0-1	0-0	0	0	0	0	0	1	0	0	0	4		
05	Pearson, Ryan	*	0-3	0-2	0-0	0	1	1	0	0	1	0	0	0	7		
15	Antonelli, Dominick	*	1-2	1-2	0-0	0	0	0	0	3	0	1	0	0	4		
21	Kiernan, George	*	3-8	2-6	3-3	0	1	4	11	0	1	0	0	0	13		
22	Davis, Cam	*	0-2	0-0	0-0	0	0	0	1	0	0	1	0	0	14		
23	Lewis, Mo	*	2-4	0-0	0-0	0	0	0	2	4	0	1	0	0	9		
34	Ogale, Danny	*	0-1	0-0	0-0	1	0	1	0	0	1	0	0	0	4		
41	Riemersma, Tyler	*	1-2	0-1	2-4	1	3	4	0	4	0	0	0	0	15		
	Team					2	2	4									
	Totals		21-63	6-21	7-9	12	21	33	15	55	14	16	2	7	200		

FG % 1st Half: 9-33 27.3% 2nd half: 12-30 40.0% Game: 21-63 33.3% Deadball Rebounds 2
 3FG % 1st Half: 4-13 30.8% 2nd half: 2-8 25.0% Game: 6-21 28.6%
 FT % 1st Half: 2-2 100.0% 2nd half: 5-7 71.4% Game: 7-9 77.8%

Miami (FL) 89 · 2-0

#	Player	Total			3-Ptr			Rebounds			PF	TP	A	TO	Blk	Stl	Min
		FG-FGA	FG-FGA	FT-FTA	FG-FGA	FG-FGA	FT-FTA	Off	Def	Tot							
00	Ja'Quan Newton	*	6-10	1-3	1-1	0	3	3	1	14	1	4	0	1	26		
01	DJ Vasiljevic	*	5-10	4-8	2-2	0	3	3	2	16	0	0	0	2	20		
03	Anthony Lawrence	*	4-5	1-2	1-2	0	7	7	1	10	2	2	2	1	30		
11	Bruce Brown	*	1-10	0-3	1-2	1	5	6	1	3	6	3	1	0	31		
20	Dewan Huell	*	6-8	0-0	2-3	3	7	10	2	14	1	1	1	0	22		
02	Chris Lykes	*	3-5	2-2	0-0	0	1	1	2	8	2	0	0	2	17		
04	Lonnie Walker	*	3-7	1-5	1-1	0	2	2	0	8	1	0	1	1	24		
05	Mike Robinson	*	0-0	0-0	0-0	0	0	0	0	0	0	0	0	0	3		
14	Rodney Miller	*	2-3	0-0	0-2	0	0	0	1	4	0	0	0	0	5		
15	Ebuka Izundu	*	5-6	0-0	2-3	3	1	4	2	12	2	2	2	1	19		
35	Chris Stowell	*	0-0	0-0	0-0	0	1	1	0	0	0	0	0	0	3		
	Team					4	1	5									
	Totals		35-64	9-23	10-16	11	31	42	12	89	15	12	7	9	200		

FG % 1st Half: 15-33 45.5% 2nd half: 20-31 64.5% Game: 35-64 54.7% Deadball Rebounds 3
 3FG % 1st Half: 4-14 28.6% 2nd half: 5-9 55.6% Game: 9-23 38.1%
 FT % 1st Half: 7-9 77.8% 2nd half: 3-7 42.9% Game: 10-16 62.5%

Officials: Tim Nestor, Bert Smith, Tim Clougherty
 Technical fouls: Navy-None. Miami (FL)-None.
 Attendance: 6611

Score by periods	1st	2nd	Total
Navy	24	31	55
Miami (FL)	41	48	89

Last FG - NAVY 2nd-00:35, UM 2nd-00:23.
 Largest lead - NAVY None, UM by 35 2nd-01:39.
 NAVY led for 00:00, UM led for 39:31. Game was tied for 00:29.

Points	In	Off	2nd	Fast	Bench
Paint	Paint	T/O	Chance	Break	
NAVY	26	10	5	12	24
UM	50	22	12	29	32

Score tied - 0 times.
 Lead changed - 0 times.

Official Basketball Box Score -- Game Totals -- Final Statistics
Florida A&M vs Miami (FL)
11/16/17 7:02 pm at Coral Gables, Fla. (Watsco Center)

Florida A&M 59 · 0-3

#	Player	Total			3-Ptr			Rebounds			PF	TP	A	TO	Blk	Stl	Min
		FG-FGA	FG-FGA	FT-FTA	FG-FGA	FG-FGA	FT-FTA	Off	Def	Tot							
00	WILLIAMS, Desmond	*	4-13	0-3	0-0	1	2	3	2	8	3	0	1	0	37		
04	MAYES, Elijah	*	1-1	0-0	0-0	0	0	0	1	2	1	0	0	0	7		
20	MYLES, Brendon	*	2-4	0-0	0-0	0	0	0	2	4	0	3	0	1	12		
22	BARHAM, Marcus	*	7-15	4-9	4-4	0	1	1	2	22	1	2	0	0	35		
34	MARTIN, Isaijah	*	3-7	0-0	2-2	2	4	3	8	0	2	1	0	0	30		
02	REAVES, Kamron	*	0-3	0-1	0-0	0	3	3	2	0	1	3	0	1	18		
03	BOWMAN, Craig	*	4-6	1-2	0-0	0	6	6	1	9	2	4	0	2	20		
05	CORE, Nasir	*	2-3	0-0	0-0	0	1	1	2	4	2	1	0	0	17		
11	HARRELL, Javonni	*	1-4	0-0	0-0	2	3	5	2	2	1	0	0	1	13		
21	RAVENEL, Justin	*	0-3	0-1	0-0	0	1	1	0	1	0	0	0	1	11		
	Team					1	3	4									
	Totals		24-59	5-16	6-6	6	22	28	18	59	12	19	2	6	200		

FG % 1st Half: 8-26 30.8% 2nd half: 16-33 48.5% Game: 24-59 40.7% Deadball Rebounds 1
 3FG % 1st Half: 2-9 22.2% 2nd half: 3-7 42.9% Game: 5-1



Official Basketball Box Score -- Game Totals -- Final Statistics
North Florida vs Miami (FL)
11/25/17 4:05 pm at Coral Gables, Fla. (Watsco Center)

North Florida 65 - 1-7

#	Player	Total		3-Ptr		Rebounds			PF	TP	A	TO	Blk	Stl	Min
		FG-FGA	FT-FGA	FG-FGA	FT-FGA	Off	Def	Tot							
00	HORCHLER, Noah	2-6	0-3	0-0	1	1	2	4	4	1	0	1	0	1	19
02	AMINU, Wajid	3-6	0-1	1-2	1	2	3	3	7	1	5	0	0	0	20
03	ESCOBAR, JT	6-9	4-7	0-0	1	2	3	2	16	0	0	0	0	0	32
11	SAMS, Garrett	2-8	1-2	4-4	1	4	5	2	9	2	2	0	4	24	
21	GANDIA-ROSA, Ivan	3-9	2-3	0-0	1	2	3	2	8	3	7	0	0	33	
01	LAMBRIGHT, Emmanuel	0-0	0-0	0-0	1	0	1	0	0	0	1	0	0	3	
10	BLOUNT, Osborn	2-8	1-5	2-2	0	3	3	0	7	1	1	0	3	20	
12	BURKHARDT, Ryan	0-2	0-2	0-0	0	1	1	1	0	0	2	0	0	10	
20	COFFEY II, Brian	1-2	0-0	2-2	1	0	1	0	4	2	0	0	0	11	
22	DAY, Trip	4-8	0-2	2-2	0	3	3	3	10	0	1	0	1	26	
50	HAID, Benedikt	0-1	0-1	0-0	0	0	0	1	0	0	0	0	0	2	
	Team				3	4	7			1					
	Totals	23-59	8-26	11-12	10	22	32	18	65	10	20	1	8	200	

FG % 1st Half: 10-26 38.5% 2nd half: 13-33 39.4% Game: 23-59 39.0%
 3FG % 1st Half: 5-12 41.7% 2nd half: 3-14 21.4% Game: 8-26 30.8%
 FT % 1st Half: 0-0 0.0% 2nd half: 11-12 91.7% Game: 11-12 91.7%

Miami (FL) 86 - 5-0

#	Player	Total		3-Ptr		Rebounds			PF	TP	A	TO	Blk	Stl	Min
		FG-FGA	FT-FGA	FG-FGA	FT-FGA	Off	Def	Tot							
20	Dewan Huell	4-6	0-0	5-7	1	5	6	2	13	0	3	0	0	23	
00	Ja'Quan Newton	5-8	0-0	2-2	0	1	1	1	12	3	4	0	0	26	
01	DJ Vasiljevic	1-6	0-4	0-0	0	2	2	0	2	0	0	0	0	22	
03	Anthony Lawrence	4-7	0-1	6-7	3	1	4	3	14	3	1	0	3	27	
11	Bruce Brown	7-14	0-2	0-0	1	6	7	2	14	4	1	0	3	32	
02	Chris Lykes	4-9	2-5	0-1	0	0	0	2	10	4	1	0	1	19	
04	Lonnie Walker	2-5	0-1	3-4	0	1	1	3	7	1	0	0	1	22	
05	Mike Robinson	0-0	0-0	0-0	0	0	0	0	0	0	0	0	0	1	
15	Ebuka Izundu	2-2	0-0	1-2	2	5	7	0	5	0	3	0	0	11	
21	Sam Waardenburg	4-9	1-2	0-0	4	2	6	3	9	1	1	1	1	16	
35	Chris Stowell	0-0	0-0	0-0	0	0	0	0	0	0	0	0	0	1	
	Team				1	4	5								
	Totals	33-66	3-15	17-23	12	27	39	16	86	16	14	1	9	200	

FG % 1st Half: 15-30 50.0% 2nd half: 18-36 50.0% Game: 33-66 50.0%
 3FG % 1st Half: 2-8 25.0% 2nd half: 1-7 14.3% Game: 3-15 20.0%
 FT % 1st Half: 6-11 54.5% 2nd half: 11-12 91.7% Game: 17-23 73.9%

Officials: Jamie Luckie, Raymond Stjongs Jr, Doug Simons
 Technical fouls: North Florida-None. Miami (FL)-None.
 Attendance: 7189

Score by periods	1st	2nd	Total
North Florida	25	40	65
Miami (FL)	38	48	86

Last FG - UNF 2nd-01:04, UM 2nd-00:34.
 Largest lead - UNF by 3 1st-19:43, UM by 22 2nd-11:54.
 UNF led for 01:10. UM led for 37:54. Game was tied for 00:42.

Score tied - 2 times.
 Lead changed - 1 time.

Official Basketball Box Score -- Game Totals -- Final Statistics
Miami (FL) vs Minnesota
11/29/17 8:15 PM at Minneapolis, Minn. (Williams Arena)

Miami (FL) 86 - 6-0

#	Player	Total		3-Ptr		Rebounds			PF	TP	A	TO	Blk	Stl	Min
		FG-FGA	FT-FGA	FG-FGA	FT-FGA	Off	Def	Tot							
20	Dewan Huell	10-16	0-0	3-5	1	1	2	3	23	0	0	1	0	27	
00	Ja'Quan Newton	6-12	0-1	0-2	0	3	3	0	12	9	1	1	2	32	
01	DJ Vasiljevic	4-6	3-5	0-0	0	2	2	1	11	0	0	0	0	18	
03	Anthony Lawrence	3-6	2-3	0-0	0	7	7	5	8	4	2	0	1	25	
11	Bruce Brown	6-11	2-4	2-2	3	6	9	1	16	5	0	0	1	37	
02	Chris Lykes	4-8	2-6	0-0	0	1	1	3	10	0	1	0	3	19	
04	Lonnie Walker	2-8	1-5	1-2	0	2	1	6	1	0	1	0	1	19	
15	Ebuka Izundu	0-0	0-0	0-0	2	1	3	3	0	1	1	2	0	13	
21	Sam Waardenburg	0-2	0-1	0-0	1	0	1	1	0	0	2	0	0	10	
	Team				3	1	4			1					
	Totals	35-69	10-25	6-11	10	24	34	20	86	20	8	4	8	200	

FG % 1st Half: 16-35 45.7% 2nd half: 19-34 55.9% Game: 35-69 50.7%
 3FG % 1st Half: 4-13 30.8% 2nd half: 6-12 50.0% Game: 10-25 40.0%
 FT % 1st Half: 0-2 0.0% 2nd half: 6-9 66.7% Game: 6-11 54.5%

Minnesota 81 - 7-1

#	Player	Total		3-Ptr		Rebounds			PF	TP	A	TO	Blk	Stl	Min
		FG-FGA	FT-FGA	FG-FGA	FT-FGA	Off	Def	Tot							
03	Murphy, Jordan	5-11	0-1	7-9	6	8	14	2	17	0	3	3	1	36	
20	Lynch, Reggie	5-8	0-0	2-4	3	7	10	1	12	2	0	7	0	32	
02	Mason, Nate	5-13	3-7	2-4	0	3	3	15	5	1	1	0	0	36	
05	Coffey, Amir	7-13	2-4	7-7	2	3	5	2	23	2	2	0	2	34	
11	Washington, Isaiah	6-17	0-3	2-2	3	2	5	4	14	3	5	1	1	27	
04	Harris, Jamir	0-1	0-1	0-0	0	2	2	0	0	0	0	0	0	10	
20	Fitzgerald, Davonte	0-0	0-0	0-0	0	0	0	0	0	0	0	0	0	4	
21	Konate, Bakary	0-0	0-0	0-0	0	0	0	1	0	0	1	0	0	6	
42	Hurt, Michael	0-0	0-0	0-0	0	0	0	0	0	0	0	0	0	15	
	Team				0	2	2								
	Totals	28-63	5-16	20-26	14	27	41	13	81	12	12	12	4	200	

FG % 1st Half: 13-34 38.2% 2nd half: 15-29 51.7% Game: 28-63 44.4%
 3FG % 1st Half: 3-10 30.0% 2nd half: 2-6 33.3% Game: 5-16 31.3%
 FT % 1st Half: 7-9 77.8% 2nd half: 13-17 76.5% Game: 20-26 76.9%

Officials: Keith Kimble, Larry Sciotto, Rob Riley
 Technical fouls: Miami (FL)-None. Minnesota-None.
 Attendance: 14625

Score by periods	1st	2nd	Total
Miami (FL)	36	50	86
Minnesota	36	45	81

Last FG - UM 2nd-01:29, MINN 2nd-00:02.
 Largest lead - UM by 12 2nd-09:08, MINN by 6 1st-02:39.
 UM led for 33:02. MINN led for 02:01. Game was tied for 04:57.

Score tied - 6 times.
 Lead changed - 2 times.

Official Basketball Box Score -- Game Totals -- Final Statistics
Princeton vs Miami (FL)
12/2/17 8:04 pm at American Airlines Arena

Princeton 52 - 2-5

#	Player	Total		3-Ptr		Rebounds			PF	TP	A	TO	Blk	Stl	Min
		FG-FGA	FT-FGA	FG-FGA	FT-FGA	Off	Def	Tot							
03	Cannady, Devin	5-16	0-6	1-1	0	2	2	0	11	1	0	0	2	31	
05	Bell, Amir	5-7	2-3	1-2	0	6	6	2	13	2	1	0	1	32	
12	Stephens, Myles	4-9	3-5	0-0	2	3	5	2	11	1	2	1	0	26	
13	Gladson, Will	1-2	0-0	0-0	0	0	0	2	2	1	0	0	1	7	
33	Much, Sebastian	0-10	0-9	0-0	0	2	2	3	0	1	4	0	0	26	
00	Young, Aaron	0-2	0-2	0-0	0	0	0	0	1	0	0	0	0	6	
01	Reynoso-Avila, V.	0-0	0-0	2-4	0	0	0	1	2	0	0	0	0	5	
10	Bagin, Charlie	1-1	0-1	0-0	0	0	0	0	0	0	1	0	3	5	
15	Schwieger, Ryan	0-4	0-1	0-0	0	3	3	1	2	1	0	0	1	19	
22	Desrosiers, Jerome	1-5	1-3	0-0	3	2	5	1	3	1	2	0	0	25	
31	Bramlage, Noah	1-3	1-1	0-0	0	1	1	0	3	0	0	0	0	3	
34	Arriguzoh, Richmond	0-0	0-0	0-0	0	1	1	0	1	1	0	0	0	6	
35	Brennan, Alec	1-2	1-1	2-2	3	1	4	1	5	0	1	0	0	11	
	Team				2	0	2								
	Totals	19-61	8-32	6-9	10	21	31	13	52	10	11	2	5	200	

FG % 1st Half: 8-30 26.7% 2nd half: 11-31 35.5% Game: 19-61 31.1%
 3FG % 1st Half: 3-14 21.4% 2nd half: 5-18 27.8% Game: 8-32 25.0%
 FT % 1st Half: 1-1 100.0% 2nd half: 5-8 62.5% Game: 6-9 66.7%

Miami (FL) 80 - 7-0

#	Player	Total		3-Ptr		Rebounds			PF	TP	A	TO	Blk	Stl	Min
		FG-FGA	FT-FGA	FG-FGA	FT-FGA	Off	Def	Tot							
00	Ja'Quan Newton	2-9	0-2	0-0	0	2	2	1	4	5	0	0	3	26	
01	DJ Vasiljevic	7-9	5-7	1-1	0	3	3	4	20	1	1	0	0	29	
03	Anthony Lawrence	2-6	1-3	0-0	1	9	10	0	5	3	3	2	0	31	
11	Bruce Brown	6-8	4-5	1-1	2	6	8	1	17	3	2	1	0	30	
20	Dewan Huell	3-7	0-0	3-4	1	0	1	3	9	0	2	0	1	15	
02	Chris Lykes	2-6	1-3	0-0	0	1	1	2	5	2	1	0	1	13	
04	Lonnie Walker	4-7	3-4	1-2	0	5	5	0	12	1	2	1	0	20	
05	Mike Robinson	0-1	0-0	0-0	0	0	0	0	0	1	0	0	0	3	
14	Rodney Miller	1-1	0-0	0-1	0	0	0	0	2	0	0	0	0	3	
15	Ebuka Izundu	3-4	0-0	0-0	2	2	4	3	6	0	1	0	0	20	
21	Sam Waardenburg	0-2	0-1	0-0	1	3	4	1	0	0	0	0	0	8	
35	Chris Stowell	0-0	0-0	0-0	0	0	0	0	0	0	0	0	0	2	
	Team				1	0	1								
	Totals	30-60	14-25	6-9	8	31	39	15	80	16	12	4	5	200	

FG % 1st Half: 15-31 48.4% 2nd half: 15-29 51.7% Game: 30-60 50.0%
 3FG % 1st Half: 6-11 54.5% 2nd half: 8-14 57.1% Game: 14-25 56.0%
 FT % 1st Half: 2-2 100.0% 2nd half: 4-7 57.1% Game: 6-9 66.7%

Officials: Kip Kissinger, Ron Tyburski, Joe DeRosa
 Technical fouls: Princeton-None. Miami (FL)-DJ Vasiljevic.
 Attendance: 8426

Score by periods	1st	2nd	Total
Princeton	20	32	52
Miami (FL)	38	42	80

Official Basketball Box Score -- Game Totals -- Final Statistics
Miami vs George Washington
12/16/17 12:06 p.m. at Charles E. Smith Center, Washington, DC

Miami 59 • (9-0)

#	Player	Total		3-Ptr		Rebounds			PF	TP	A	TO	Blk	Stl	Min
		FG-FGA	FG-FGA	FT-FTA	FT-FTA	Off	Def	Tot							
20	Dewan Huell	f	7-12	0-0	1-2	3	9	12	1	15	0	1	1	0	31
00	Ja'Quan Newton	g	4-9	0-0	0-0	0	4	4	2	8	3	1	0	0	17
01	DJ Vasiljevic	g	3-8	2-6	2-2	0	1	1	0	10	0	1	0	0	30
03	Anthony Lawrence	g	2-5	1-2	0-0	1	8	9	3	5	3	1	1	0	31
11	Bruce Brown	g	1-6	0-3	1-2	1	2	3	2	3	3	1	0	3	38
02	Chris Lykes	g	1-5	1-3	0-0	0	0	0	2	3	1	1	0	0	12
04	Lonnie Walker	g	6-14	1-7	0-2	2	3	5	3	13	3	1	1	1	27
15	Ebuka Izundu	g	1-2	0-0	0-0	3	0	3	1	2	0	0	1	1	14
	Team					0	2	2			1				
	Totals		25-61	5-21	4-8	10	29	39	14	59	13	8	4	6	200

FG % 1st Half: 13-32 40.6% 2nd half: 12-29 41.4% Game: 25-61 41.0% Deadball Rebounds 3
 3FG % 1st Half: 5-13 38.5% 2nd half: 0-8 0.0% Game: 5-21 23.8%
 FT % 1st Half: 1-4 25.0% 2nd half: 3-4 75.0% Game: 4-8 50.0%

George Washington 50 • (5-6)

#	Player	Total		3-Ptr		Rebounds			PF	TP	A	TO	Blk	Stl	Min
		FG-FGA	FG-FGA	FT-FTA	FT-FTA	Off	Def	Tot							
10	STEEVES, Patrick	f	3-11	0-0	0-0	3	3	6	2	6	1	2	1	0	28
11	TORO, Arnaldo	f	3-12	0-3	0-0	4	9	13	2	6	0	1	0	0	32
01	NOLAN JR, Terry	g	3-6	2-5	2-2	3	3	6	2	10	2	4	0	4	35
03	BOLDEN, Jair	g	5-16	2-8	1-2	2	3	5	2	13	3	2	0	2	37
12	WATANABE, Yuta	g	3-12	0-2	3-6	3	5	8	0	9	2	0	2	0	37
00	MAZZULLA, Justin	g	0-1	0-0	0-0	2	1	3	0	0	0	1	0	0	8
04	WILLIAMS, Justin	g	0-2	0-0	0-0	0	1	1	0	0	0	0	0	0	6
35	ZEIGLER, Bo	g	2-3	0-0	2-2	0	0	0	4	6	0	1	0	0	17
	Team					0	2	2							
	Totals		19-63	4-18	8-12	17	27	44	12	50	8	11	3	6	200

FG % 1st Half: 5-27 18.5% 2nd half: 14-36 38.9% Game: 19-63 30.2% Deadball Rebounds 2
 3FG % 1st Half: 1-6 16.7% 2nd half: 3-12 25.0% Game: 4-18 22.2%
 FT % 1st Half: 4-4 100.0% 2nd half: 4-8 50.0% Game: 8-12 66.7%

Officials: Ted Valentine, Raymond Styons, Lamar Simpson
 Technical fouls: Miami-None. George Washington-None.
 Attendance: 3862

Score by periods	1st	2nd	Total
Miami	32	27	59
George Washington	15	35	50

Points	In	Off	2nd	Fast	Bench
UM	Paint	T/O	Chance	Break	
UM	40	8	8	12	18
GW	20	10	13	2	6

Last FG - UM 2nd-00:40, GW 2nd-00:33.
 Largest lead - UM by 21 1st-02:52, GW None.
 UM led for 38:45, GW led for 00:00. Game was tied for 01:15.

Score tied - 1 time.
 Lead changed - 0 times.

Official Basketball Box Score -- Game Totals -- Final Statistics
Miami vs Hawai'i
12/22/17 8:00 p.m. at Stan Sheriff Center - Honolulu, HI

Miami 75 • 10-0

#	Player	Total		3-Ptr		Rebounds			PF	TP	A	TO	Blk	Stl	Min
		FG-FGA	FG-FGA	FT-FTA	FT-FTA	Off	Def	Tot							
00	Ja'Quan Newton	*	6-11	0-1	4-5	0	2	2	1	16	2	2	0	0	31
01	DJ Vasiljevic	*	2-7	2-3	0-0	1	2	3	1	6	0	0	0	1	27
03	Anthony Lawrence	*	5-7	0-1	1-1	2	2	4	4	11	0	1	1	1	27
11	Bruce Brown	*	1-4	1-2	1-2	0	5	5	4	4	8	2	0	0	32
20	Dewan Huell	*	7-10	0-0	2-2	1	5	6	2	16	0	1	2	1	31
02	Chris Lykes	*	3-7	1-3	0-0	1	4	5	1	7	0	1	0	1	19
04	Lonnie Walker	*	3-5	1-3	1-1	0	1	1	1	8	1	2	0	2	22
15	Ebuka Izundu	*	3-6	0-0	1-2	2	1	3	1	7	0	0	2	0	11
	Team					2	0	2							
	Totals		30-57	5-13	10-13	9	22	31	15	75	11	9	5	6	200

FG % 1st Half: 14-34 41.2% 2nd half: 16-23 69.6% Game: 30-57 52.6% Deadball Rebounds 0,3
 3FG % 1st Half: 1-7 14.3% 2nd half: 4-6 66.7% Game: 5-13 38.5%
 FT % 1st Half: 4-4 100.0% 2nd half: 6-9 66.7% Game: 10-13 76.9%

Hawai'i 57 • 7-3

#	Player	Total		3-Ptr		Rebounds			PF	TP	A	TO	Blk	Stl	Min
		FG-FGA	FG-FGA	FT-FTA	FT-FTA	Off	Def	Tot							
00	Green, Leland	*	4-8	2-3	0-0	0	1	1	1	10	1	3	0	0	33
01	Buggs, Drew	*	1-6	1-3	2-3	0	0	0	2	5	4	1	0	2	23
13	Thomas, Mike	*	0-3	0-0	1-2	1	1	2	3	1	0	4	0	0	12
21	Johnson, Gibson	*	3-5	0-1	0-0	1	1	2	4	6	0	0	0	0	23
23	Drammeh, Sheriff	*	6-10	1-5	4-5	0	3	3	0	17	4	2	0	1	36
02	Stepreau, Brocke	*	2-3	1-1	0-0	0	0	0	4	5	1	2	0	0	17
04	Thomas, Brandon	*	0-0	0-0	0-0	0	0	0	0	0	0	0	0	0	1
12	Purchase, Jack	*	3-7	3-7	0-0	0	12	12	2	9	3	1	0	0	30
14	Raimo, Zigmars	*	0-0	0-0	0-0	0	0	0	0	0	0	0	0	0	1
15	Flaisher, Ido	*	1-3	0-0	0-0	0	0	0	0	2	0	2	0	0	14
24	Buscher, Zach	*	0-0	0-0	0-0	0	0	0	0	0	0	0	0	0	1
32	Avea, Samuta	*	1-5	0-3	0-0	2	1	3	1	2	0	1	0	0	9
	Team					2	1	3							
	Totals		21-50	8-23	7-10	6	20	26	17	57	13	16	0	3	200

FG % 1st Half: 11-24 45.8% 2nd half: 10-26 38.5% Game: 21-50 42.0% Deadball Rebounds 1,1
 3FG % 1st Half: 5-13 38.5% 2nd half: 3-10 30.0% Game: 8-23 34.8%
 FT % 1st Half: 6-8 75.0% 2nd half: 1-2 50.0% Game: 7-10 70.0%

Officials: Keith Kimble, Chris Beaver, Nate Harris
 Technical fouls: Miami-Lonnie Walker. Hawai'i-None.
 Attendance: 7669
 Hawaiian Airlines Diamond Head Classic 1st Round

Score by periods	1st	2nd	Total
Miami	33	42	75
Hawai'i	33	24	57

Points	In	Off	2nd	Fast	Bench
UM	Paint	T/O	Chance	Break	
UM	44	15	8	8	22
UH	20	12	2	2	18

Last FG - UM 2nd-00:44, UH 2nd-00:26.
 Largest lead - UM by 20 2nd-04:38, UH by 4 1st-10:33.
 UM led for 26:32, UH led for 05:13. Game was tied for 07:50.

Score tied - 8 times.
 Lead changed - 12 times.

Official Basketball Box Score -- Game Totals -- Final Statistics
New Mexico State vs Miami
12/23/17 5:00 p.m. at Stan Sheriff Center - Honolulu, HI

New Mexico State 63 • 11-2

#	Player	Total		3-Ptr		Rebounds			PF	TP	A	TO	Blk	Stl	Min
		FG-FGA	FG-FGA	FT-FTA	FT-FTA	Off	Def	Tot							
10	Jones, Jemerrio	*	3-10	0-2	0-0	3	5	8	4	6	2	1	0	0	20
11	Wilkins, Johnathon	*	3-6	1-1	0-0	2	1	3	3	7	0	1	0	1	17
12	Harris, AJ	*	5-8	0-1	0-1	0	1	1	2	10	0	0	1	1	31
13	N'Dir, Sidy	*	4-9	2-5	0-0	3	2	5	2	10	1	2	0	1	31
23	Lofton, Zach	*	4-15	1-6	6-6	1	8	9	1	15	3	0	0	3	33
00	Jones, Keyon	*	1-3	1-3	0-0	0	1	1	1	3	0	1	0	0	17
01	Buchanan, Shunn	*	1-2	1-1	0-0	0	0	0	0	3	0	0	0	0	11
22	Chuha, Eli	*	3-14	1-6	1-2	1	7	8	4	8	0	2	0	0	30
35	McCants, Johnny	*	0-0	0-0	1-4	2	2	4	3	1	1	0	0	0	10
	Team					2	2	4			1				
	Totals		24-67	7-25	8-13	14	29	43	19	63	7	8	1	6	200

FG % 1st Half: 11-38 28.9% 2nd half: 13-29 44.8% Game: 24-67 35.8% Deadball Rebounds 4
 3FG % 1st Half: 2-14 14.3% 2nd half: 5-11 45.5% Game: 7-25 28.0%
 FT % 1st Half: 5-8 62.5% 2nd half: 3-5 60.0% Game: 8-13 61.5%

Miami 54 • 10-1

#	Player	Total		3-Ptr		Rebounds			PF	TP	A	TO	Blk	Stl	Min
		FG-FGA	FG-FGA	FT-FTA	FT-FTA	Off	Def	Tot							
00	Ja'Quan Newton	*	2-8	0-1	1-1	1	2	3	1	5	0	2	0	0	27
01	DJ Vasiljevic	*	6-11	2-6	1-1	0	5	5	2	15	1	1	0	0	33
03	Anthony Lawrence	*	1-3	0-2	2-2	1	3	4	2	4	1	2	2	0	29
11	Bruce Brown	*	3-10	0-4	7-9	2	5	7	1	13	1	2	0	0	32
20	Dewan Huell	*	4-6	0-0	2-4	3	6	9	3	10	1	0	2	0	27
02	Chris Lykes	*	0-5	0-4	1-2	0	1	1	2	1	0	2	0	0	11
04	Lonnie Walker	*	0-5	0-1	2-3	2	2	4	3	2	0	0	0	0	18
14	Rodney Miller	*	0-0	0-0	0-0	0	1	1	1	0					

Official Basketball Box Score -- Game Totals -- Final Statistics
Miami vs Pitt
12/30/17 4:00 PM at Petersen Events Center (Pittsburgh, Pa.)

Miami 67 • (12-1, 1-0 ACC)

#	Player	Total			3-Ptr			Rebounds			PF	TP	A	TO	Blk	Stl	Min
		FG	FGA	FT	FTA	Off	Def	Tot									
20	Dewan Huell	4	7	0	0	2	5	7	0	8	0	1	1	1	1	21	
00	Ja'Quan Newton	5	7	0	0	1	3	3	1	11	4	3	0	2	2	27	
01	Dj Vasiljevic	1	7	1	5	0	1	2	3	3	0	0	0	2	2	25	
03	Anthony Lawrence	5	7	2	2	0	1	5	6	2	12	2	4	3	1	28	
11	Bruce Brown	5	9	0	2	1	2	3	5	2	11	3	2	1	1	33	
02	Chris Lykes	3	5	2	2	0	1	1	2	10	0	3	0	0	0	17	
04	Lonnie Walker	2	7	0	2	4	0	0	0	1	8	1	1	1	1	29	
14	Rodney Miller	0	2	0	0	0	0	0	0	0	0	0	0	0	0	3	
15	Ebuka Izundu	2	4	0	0	2	3	5	1	4	1	0	2	0	0	17	
	Team					1	1	2									
	Totals	27	55	5	14	8	9	22	31	12	67	11	15	8	8	200	

FG % 1st Half: 10-23 43.5% 2nd half: 17-32 53.1% Game: 27-55 49.1%
 3FG % 1st Half: 3-6 50.0% 2nd half: 2-8 25.0% Game: 5-14 35.7%
 FT % 1st Half: 7-8 87.5% 2nd half: 1-1 100.0% Game: 8-9 88.9%

Pitt 53 • (8-6, 0-1 ACC)

#	Player	Total			3-Ptr			Rebounds			PF	TP	A	TO	Blk	Stl	Min
		FG	FGA	FT	FTA	Off	Def	Tot									
00	Jared Wilson-Frame	5	13	0	3	0	2	2	1	13	1	2	0	2	2	28	
21	Terrell Brown	2	6	0	0	2	2	4	1	4	2	2	1	0	0	24	
01	Parker Stewart	4	7	2	2	0	2	2	1	12	0	2	1	1	1	29	
05	Marcus Carr	0	4	0	1	0	0	3	4	0	5	2	0	0	0	22	
13	Khameron Davis	2	5	1	2	2	0	2	2	0	7	1	0	1	1	36	
02	Jonathan Milligan	0	0	0	1	2	0	2	2	1	1	4	0	0	0	15	
15	Kene Chukwuka	0	2	0	0	1	1	4	0	0	3	0	3	0	1	11	
23	Shamiel Stevenson	6	9	1	2	3	4	0	4	1	16	0	2	0	0	25	
24	Samson George	0	0	0	0	1	1	0	0	0	0	0	0	0	0	1	
33	Monty Boykins	0	1	0	1	0	0	0	0	0	0	0	0	0	0	3	
35	Zach Smith	0	0	0	0	0	0	0	0	0	0	0	0	0	0	1	
42	Peace Ilegomah	0	0	0	0	0	0	0	0	0	0	0	0	0	0	5	
	Team					2	0	2									
	Totals	19	47	4	16	11	13	4	19	23	14	53	10	19	3	5	200

FG % 1st Half: 8-26 30.8% 2nd half: 11-21 52.4% Game: 19-47 40.4%
 3FG % 1st Half: 1-8 12.5% 2nd half: 3-8 37.5% Game: 4-16 25.0%
 FT % 1st Half: 2-3 66.7% 2nd half: 9-10 90.0% Game: 11-13 84.6%

Officials: Les Jones (R), Bert Smith, Jeffrey Anderson
 Technical fouls: Miami-None. Pitt-None.
 Attendance: 5307

Score by periods	1st	2nd	Total
Miami	30	37	67
Pitt	19	34	53

	In	Off	2nd	Fast	Bench
Points	40	16	6	11	22
Paint	28	5	2	7	17

Last FG - UM 2nd-01:04, UP 2nd-01:38.
 Largest lead - UM by 21 2nd-06:33, UP by 5 1st-13:55.
 UM led for 30:31. UP led for 05:54. Game was tied for 03:33.

Score tied - 4 times.
 Lead changed - 3 times.

Official Basketball Box Score -- Game Totals -- Final Statistics
Miami vs Georgia Tech
1/3/18 9 p.m. at McCamish Pavilion, Atlanta, Ga.

Miami 54 • 12-2, 1-1 ACC

#	Player	Total			3-Ptr			Rebounds			PF	TP	A	TO	Blk	Stl	Min
		FG	FGA	FT	FTA	Off	Def	Tot									
20	Dewan Huell	4	7	0	0	5	6	4	4	8	1	13	1	1	2	32	
00	Ja'Quan Newton	3	7	0	0	0	0	1	0	1	6	3	4	0	1	26	
01	Dj Vasiljevic	1	4	1	4	0	0	0	1	1	1	3	0	2	0	23	
03	Anthony Lawrence	4	8	0	1	2	3	9	12	3	9	1	1	0	1	32	
11	Bruce Brown	4	12	1	3	0	0	2	7	9	3	2	4	4	3	37	
02	Chris Lykes	2	10	2	8	2	2	0	0	0	2	8	5	3	0	20	
04	Lonnie Walker	3	8	0	3	0	1	0	5	2	6	0	2	1	2	23	
14	Rodney Miller	0	0	0	0	0	0	0	0	0	0	0	0	0	0	1	
15	Ebuka Izundu	0	0	0	0	0	0	1	1	4	0	0	1	0	0	6	
	Team					0	2	2									
	Totals	21	56	4	19	8	11	29	39	18	54	12	18	7	7	200	

FG % 1st Half: 13-28 46.4% 2nd half: 8-28 28.6% Game: 21-56 37.5%
 3FG % 1st Half: 2-8 25.0% 2nd half: 2-11 18.2% Game: 4-19 21.1%
 FT % 1st Half: 0-0 0.0% 2nd half: 8-11 72.7% Game: 8-11 72.7%

Georgia Tech 64 • 7-7, 1-1 ACC

#	Player	Total			3-Ptr			Rebounds			PF	TP	A	TO	Blk	Stl	Min
		FG	FGA	FT	FTA	Off	Def	Tot									
34	Gueye, Abdoulaye	2	5	0	0	1	2	5	7	5	5	1	1	0	1	24	
44	Lammers, Ben	3	11	0	1	2	3	0	8	8	2	8	2	0	2	39	
04	Alston, Brandon	2	5	0	2	1	0	1	0	1	5	2	1	0	1	29	
05	Okogie, Josh	10	23	1	5	9	12	3	6	9	0	30	1	1	1	39	
10	Alvarado, Jose	5	9	0	1	2	0	3	3	3	12	0	7	2	2	39	
01	Jackson, Tadic	1	6	0	1	2	2	1	5	6	1	4	2	1	0	38	
12	Wright, Moses	0	0	0	0	0	0	0	0	1	0	0	0	0	0	2	
	Team					3	1	4									
	Totals	23	59	1	10	17	23	10	28	38	13	64	8	11	5	13	200

FG % 1st Half: 11-30 36.7% 2nd half: 12-29 41.4% Game: 23-59 39.0%
 3FG % 1st Half: 0-4 0.0% 2nd half: 1-6 16.7% Game: 1-10 10.0%
 FT % 1st Half: 6-8 75.0% 2nd half: 11-15 73.3% Game: 17-23 73.9%

Officials: Jamie Luckie, Pat Driscoll, Jerry Heater
 Technical fouls: Miami-TEAM. Georgia Tech-None.
 Attendance: 5568
 Coach's Box Warning: Miami (FL) at 13:06 2nd Half

Score by periods	1st	2nd	Total
Miami	28	26	54
Georgia Tech	28	36	64

	In	Off	2nd	Fast	Bench
Points	34	21	10	12	14
Paint	28	5	2	7	17

Last FG - UM 2nd-00:35, GT 2nd-00:48.
 Largest lead - UM by 9 1st-08:49, GT by 12 2nd-09:18.
 UM led for 14:58. GT led for 18:03. Game was tied for 06:59.

Score tied - 6 times.
 Lead changed - 5 times.

Official Basketball Box Score -- Game Totals -- Final Statistics
Florida State vs Miami
01/07/18 6:00 pm at Coral Gables, Fla. (Watsco Center)

Florida State 74 • 12-3 (1-2 ACC)

#	Player	Total			3-Ptr			Rebounds			PF	TP	A	TO	Blk	Stl	Min
		FG	FGA	FT	FTA	Off	Def	Tot									
00	Cofer, Phil	5	13	1	5	0	0	1	3	4	3	11	0	2	0	32	
12	Obiagu, Ike	1	1	0	0	0	1	1	2	2	0	0	1	0	0	9	
02	Walker, CJ	0	5	0	3	0	0	1	4	5	1	0	2	1	0	15	
11	Angola, Braian	6	16	1	6	3	3	2	3	5	3	16	4	4	0	35	
04	Mann, Terance	3	7	1	2	3	4	3	10	1	3	1	1	0	0	25	
13	Forrest, Trent	2	7	0	3	8	10	2	3	5	0	12	3	1	0	20	
05	Savoy, PJ	1	2	1	2	0	0	0	0	0	3	0	0	0	0	2	
21	Koumadje, Christ	2	6	0	0	6	2	8	4	5	0	2	1	0	0	13	
23	Walker, MJ	3	8	1	3	0	0	0	0	5	7	0	0	0	0	19	
25	Kabengele, Mfiondu	2	4	0	0	2	5	8	4	12	1	6	0	4	3	18	
40	Allen, Brandon	0	0	0	0	0	0	0	0	0	0	0	0	0	0	2	
	Team					0	0	0			*						
	Totals	25	69	5	24	17	26	21	23	44	22	74	10	15	5	11	200

FG % 1st Half: 11-33 33.3% 2nd half: 14-36 38.9% Game: 25-69 36.2%
 3FG % 1st Half: 3-13 23.1% 2nd half: 2-11 18.2% Game: 5-24 20.8%
 FT % 1st Half: 5-6 83.3% 2nd half: 12-20 60.0% Game: 17-26 65.4%

Miami 80 • 13-2 (1-1 ACC)

#	Player	Total			3-Ptr			Rebounds			PF	TP	A	TO	Blk	Stl	Min
		FG	FGA	FT	FTA	Off	Def	Tot									
20	Dewan Huell	8	12	0	1	4	7	2	6	8	3	20	1	1	2	34	
00	Ja'Quan Newton	0	1	0	0	0	0	0	0	2	0	4	1	0	0	17	
03	Anthony Lawrence	0	2	0	0	2	0	12	12	4	2	5	0	1	0	32	
11	Bruce Brown	2	5	1	3	0	0	0	0	1	5	0	3	0	1	15	
02	Chris Lykes	3	10	1	6												



11 BRUCE BROWN JR.

So. • 6-5 • 205 • Guard
Boston, Mass.
Vermont Academy

PRESEASON HONORS

- Preseason All-ACC Second Team
- Preseason ESPN Third-Team All-American
- Wooden Award Preseason Top 50
- Citizen Naimsmith Trophy Watch List
- Julius Erving Small Forward of Year Award Watch List
- Lute Olson National Player of Year Award Watch List
- Oscar Robertson Trophy Watch List

2017-18 HIGHLIGHTS

- Ranks 15th in ACC in rebounds at 7.1 per game (third among guards)
- Recorded second career triple-double in season opener vs. Gardner-Webb (10 points, 11 rebounds, 10 assists) - one of 14 triple-doubles in D-1 this year
- Triple-double was third in program history and 31st in ACC history (sixth player in league history with two career triple-doubles)
- Had 14 points, seven rebounds, four assists, three steals in win over North Florida (11/25)
- Posted 16 points, nine rebounds, five assists and no turnovers in win at No. 12 Minnesota (11/29)

- Scored 14 of his 17 points in the first half in win against Princeton (12/2)
- Missed Boston U. game with left hand injury; returned for GW game
- Averaged 12.3 points, 6.0 rebounds and 4.0 assists in Diamond Head Classic; scored season-high 20 points against Middle Tennessee
- Had 11 points and five boards in ACC opener at Pitt (12/30)
- Recorded nine points, nine rebounds, career-high four blocks and three steals at Georgia Tech (1/3)
- Tallied 23 points, including career-best 12-of-14 effort at free-throw line, in win over Florida State (1/7)

2017-18 GAME-BY-GAME

	GS	Min	FG	Pct	3FG	Pct	FT	Pct	O-D-T	Avg	PF	FO	A	TO	Blk	Stl	Pts	Avg	
Gard-Webb	*	31	5-9	.556	0-2	.000	0-3	.000	1-10-11	11.0	2	0	10	1	0	1	10	10.0	
Navy	*	31	1-10	.100	0-3	.000	1-2	.500	1-5-6	8.5	1	0	6	3	1	0	3	6.5	
Florida A&M	*	32	6-10	.600	2-4	.500	1-4	.250	1-7-8	8.3	2	0	4	2	0	2	15	9.3	
vs. La Salle	*	33	2-9	.222	1-2	.500	2-4	.500	0-11-11	9.0	2	0	3	3	1	0	7	8.8	
N. Florida	*	32	7-14	.500	0-2	.000	0-0	.000	1-6-7	8.6	2	0	4	1	0	3	14	9.8	
at Minnesota	*	37	6-11	.545	2-4	.500	2-2	1.000	3-6-9	8.7	1	0	5	0	0	1	16	10.8	
vs. Princeton	*	30	6-8	.750	4-5	.800	1-1	1.000	2-6-8	8.6	1	0	3	2	1	0	17	11.7	
Boston U.	DNP (hand)																		
at GW	*	38	1-6	.167	0-3	.000	1-2	.500	1-2-3	7.9	2	0	3	1	0	3	3	10.6	
at Hawai'i	*	32	1-4	.250	1-2	.500	1-2	.500	0-5-5	7.6	4	0	8	2	0	0	4	9.9	
vs NMSU	*	32	3-10	.300	0-4	.000	7-9	.778	2-5-7	7.5	1	0	1	2	0	0	13	10.2	
vs MTSU	*	39	8-16	.500	0-5	.000	4-7	.571	0-6-6	7.4	2	0	3	4	1	2	20	11.1	
at Pitt	*	33	5-9	.556	0-2	.000	1-2	.500	2-3-5	7.2	2	0	3	2	1	1	11	11.1	
at Ga. Tech	*	37	4-12	.333	1-3	.333	0-0	.000	2-7-9	7.3	3	0	2	4	4	3	9	10.9	
FSU	*	36	5-8	.625	1-2	.500	12-14	.857	0-4-4	7.1	2	0	2	3	0	1	23	11.8	
at Clemson	*	33	1-8	.125	0-3	.000	2-4	.500	3-4-7	7.1	5	1	1	2	2	2	4	11.3	
Duke																			
at NC State																			
Louisville																			
at FSU																			
Pittsburgh																			
at Va. Tech																			
Wake Forest																			
at BC																			
Virginia																			
Syracuse																			
at ND																			
BC																			
at UNC																			
Va. Tech																			

2016-17

Opponent	P	R	A
WCU	7	8	5
at N. Florida	7	6	2
Penn	15	5	1
vs Stanford	10	6	2
vs Iowa State	2	7	2
vs Florida	15	4	1
Rutgers	11	9	2
vs Wofford	12	5	1
SC State	11	11	10
FAU	14	8	6
GW	14	12	2
Columbia	8	6	5
NC State	17	8	4
at Syracuse	9	7	2
Notre Dame	7	9	1
at Pittsburgh	17	6	3
at Wake Forest	9	3	1
at Duke	15	5	6
Boston Coll.	12	6	4
North Carolina	30	4	5
Florida State	17	5	1
at NC State	7	2	6
Virginia Tech	2	5	4
at Louisville	12	7	4
Georgia Tech	8	3	5
Clemson	9	5	5
at Virginia	14	3	0
Duke	25	4	4
at Va Tech	8	3	5
vs Florida St.	10	0	1
vs Syracuse	5	5	1
vs UNC	21	7	1
vs Michigan St.	11	2	4

SEASON/CAREER HIGHS

Points

Season: 23 Florida State, 1/7/18
 Career: 30 North Carolina, 1/28/17
 ACC: 30 North Carolina, 1/28/17

Rebounds

Season: 11 2x, last vs. La Salle, 11/22/17
 Career: 12 George Washington, 12/22/16
 ACC: 9 Notre Dame, 1/12/17

Assists

Season: 10 Gardner-Webb, 11/10/17
 Career: 10 2x, last vs. Gard.-Webb, 11/10/17
 ACC: 6 2x, last at NC State, 2/4/17

Steals

Season: 3 3x, last at Ga. Tech, 1/3/18
 Career: 3 8x, last at Ga. Tech, 1/3/18
 ACC: 3 NC State, 12/31/16

Blocked Shots

Season: 4 at Georgia Tech, 1/3/18
 Career: 4 at Georgia Tech, 1/3/18
 ACC: 4 at Georgia Tech, 1/3/18

Field Goals

Season: 8 Middle Tennessee, 12/25/17
 Career: 11 Duke, 2/25/17
 ACC: 11 Duke, 2/25/17

Field-Goal Attempts

Season: 16 Middle Tennessee, 12/25/17
 Career: 18 Duke, 2/25/17
 ACC: 18 Duke, 2/25/17

Free Throws

Season: 12 Florida State, 1/7/18
 Career: 12 Florida State, 1/7/18
 ACC: 12 Florida State, 1/7/18

Free-Throw Attempts

Season: 14 Florida State, 1/7/18
 Career: 14 Florida State, 1/7/18
 ACC: 14 Florida State, 1/7/18

3-Point Field Goals

Season: 4 Princeton, 12/2/17
 Career: 4 North Carolina, 1/28/17
 ACC: 4 North Carolina, 1/28/17

3-Point Field-Goal Attempts

Season: 5 2x, last vs. MTSU, 12/25/17
 Career: 6 North Carolina, 1/28/17
 ACC: 6 North Carolina, 1/28/17

Minutes

Season: 39 Middle Tennessee, 12/25/17
 Career: 44 at Virginia, 2/20/17
 ACC: 44 at Virginia, 2/20/17

CAREER TRIPLE-DOUBLES


10p, 11r, 10a vs. Gardner-Webb, 11/10/17
 11p, 11r, 10a vs. South Carolina State, 12/6/16

CAREER DOUBLE-DOUBLES

10p, 11r, 10a vs. Gardner-Webb, 11/10/17
 14p, 12r vs. George Washington, 12/22/16
 11p, 11r, 10a vs. South Carolina State, 12/6/16

CAREER STATISTICS

Season	GP	GS	3-Point			Free Throws			Rebounds				Scoring													
			Min.	Avg.	Pct.	FG	FGA	Pct.	FT	FTA	Pct.	Off.	Def.	Tot.	Avg.	PF	FO	Ast.	TO	Blk	Stl	Pts.	Avg.			
2016-17	33	29	1053	31.9	.459	134	292	.459	33	95	.347	90	121	.744	48	138	186	5.6	83	2	106	67	18	49	391	11.8
2017-18	15	15	506	33.7	.424	61	144	.424	12	46	.261	35	56	.625	19	87	106	7.1	32	1	58	32	11	19	169	11.3
TOTAL	48	44	1559	32.5	.447	195	436	.447	45	141	.319	125	177	.706	67	225	292	6.1	115	3	164	99	29	68	560	11.7



20 DEWAN HUELL

So. • 6-11 • 236 • Forward
Miami, Fla.
Miami Norland HS

2017-18 HIGHLIGHTS

- Leads ACC, 13th nationally in field-goal percentage (.642)
- Ranks 21st in ACC in rebounding (6.6)
- Scored in double figures in 13 of 16 games, including three 20-plus point efforts
- Has led Miami in scoring six times
- Tied for team lead with 14 points in season opener
- Recorded first career double-double against Navy (11/12) with 14 points and 10 rebounds
- Scored in double figures in first four games (longest streak of his career)
- Recorded 16 points (8-10 FG) in win vs. La Salle (11/22)
- Had huge game at No. 12 Minnesota, with career-high 23 points (15 in second half) (11/29)
- Recorded second double-double with 15 points, 12 rebounds at GW (12/16)
- Named to Diamond Head Classic All-Tournament Team; averaged 15.7 points, 6.0 rebounds and 1.7 blocks in tournament
- Scored 21 points against Middle Tennessee, hitting 7-of-8 from field and 7-of-8 from free-throw line (12/25)
- Recorded team-high 13 points as well as seven rebounds at Georgia Tech (1/3)
- Scored 20 points with eight boards against Florida State (1/7)

2017-18 GAME-BY-GAME

	GS	Min	FG	Pct	3FG	Pct	FT	Pct	O-D-T	Avg	PF	FO	A	TO	Blk	Stl	Pts	Avg
Gard-Webb	*	18	6-9	.667	0-0	.000	2-3	.667	2-6-8	8.0	1	0	2	3	2	1	14	14.0
Navy	*	22	6-8	.750	0-0	.000	2-3	.667	3-7-10	9.0	2	0	1	1	1	1	14	14.0
Florida A&M	*	24	4-6	.667	0-0	.000	2-2	1.000	1-4-5	7.7	1	0	0	1	1	2	10	12.7
vs. La Salle	*	26	8-10	.800	0-1	.000	0-0	.000	2-5-7	7.5	3	0	0	1	1	0	16	13.5
N. Florida	*	23	4-6	.667	0-0	.000	5-7	.714	1-5-6	7.2	2	0	0	3	0	0	13	13.4
at Minnesota	*	27	10-16	.625	0-0	.000	3-5	.600	1-1-2	6.3	3	0	0	0	1	0	23	15.0
vs. Princeton	*	15	3-7	.429	0-0	.000	3-4	.750	1-0-1	5.6	3	0	0	2	0	1	9	14.1
Boston U.	*	20	2-4	.500	0-0	.000	2-4	.500	2-4-6	5.6	1	0	1	0	3	0	6	13.1
at GW	*	31	7-12	.583	0-0	.000	1-2	.500	3-9-12	6.3	1	0	0	1	1	0	15	13.3
at Hawai'i	*	31	7-10	.700	0-0	.000	2-2	1.000	1-5-6	6.3	2	0	0	1	2	1	16	13.6
vs NMSU	*	27	4-6	.667	0-0	.000	2-4	.500	3-6-9	6.5	3	0	1	0	2	0	10	13.3
vs MTSU	*	32	7-8	.875	0-0	.000	7-8	.875	0-3-3	6.3	2	0	0	0	1	0	21	13.9
at Pitt	*	21	4-7	.571	0-0	.000	0-0	.000	2-5-7	6.3	0	0	0	1	1	1	8	13.5
at Ga. Tech	*	32	4-7	.571	0-0	.000	5-6	.833	4-4-8	6.4	1	0	1	1	2	0	13	13.4
FSU	*	34	8-12	.667	0-1	.000	4-7	.571	2-6-8	6.5	3	0	1	1	2	0	20	13.9
at Clemson	*	30	4-9	.444	0-0	.000	2-3	.667	3-4-7	6.6	3	0	2	0	1	2	10	13.6
Duke																		
at NC State																		
Louisville																		
at FSU																		
Pittsburgh																		
at Va. Tech																		
Wake Forest																		
at BC																		
Virginia																		
Syracuse																		
at ND																		
BC																		
at UNC																		
Va. Tech																		

SEASON/CAREER HIGHS

- Points**
 Season: 23 at Minnesota, 11/29/17
 Career: 23 at Minnesota, 11/29/17
 ACC: 20 Florida State, 1/7/18
- Rebounds**
 Season: 12 at GW, 12/16/17
 Career: 12 at GW, 12/16/17
 ACC: 8 3x, last vs. Florida State, 1/7/18
- Assists**
 Season: 2 2x, last at Clemson, 1/13/18
 Career: 2 2x, last at Clemson, 1/13/18
 ACC: 2 at Clemson, 1/13/18
- Steals**
 Season: 2 2x, last at Clemson, 1/13/18
 Career: 2 3x, last at Clemson, 1/13/18
 ACC: 2 at Clemson, 1/13/18
- Blocked Shots**
 Season: 3 2x, last vs. Boston U., 12/5/17
 Career: 3 2x, last vs. Boston U., 12/5/17
 ACC: 3 Virginia Tech, 2/8/17
- Field Goals**
 Season: 8 2x, last vs. Florida State, 1/7/18
 Career: 8 2x, last vs. Florida State, 1/7/18
 ACC: 4 3x, last vs. Florida State, 1/7/18
- Field-Goal Attempts**
 Season: 16 at Minnesota, 11/29/17
 Career: 16 at Minnesota, 11/29/17
 ACC: 12 Florida State, 1/7/18
- Free Throws**
 Season: 7 Middle Tennessee, 12/25/17
 Career: 7 Middle Tennessee, 12/25/17
 ACC: 5 2x, last at Georgia Tech, 1/3/18

Free-Throw Attempts

- Season: 8 Middle Tennessee, 12/25/17
 Career: 8 Middle Tennessee, 12/25/17
 ACC: 7 Florida State, 1/7/18
- 3-Point Field Goals**
 Season: -
 Career: -
 ACC: -
- 3-Point Field-Goal Attempts**
 Season: 1 2x, last vs. Florida State, 1/7/18
 Career: 1 4x, last vs. Florida State, 1/7/18
 ACC: 1 3x, last vs. Florida State, 1/7/18
- Minutes**
 Season: 32 2x, last at Georgia Tech, 1/3/18
 Career: 32 2x, last at Georgia Tech, 1/3/18
 ACC: 32 at Georgia Tech, 1/3/18

CAREER DOUBLE-DOUBLES


- 15p, 12r at George Washington, 12/16/17
 14p, 10r vs. Navy, 11/12/17

2016-17

Opponent	P	R	A
WCU	13	7	1
at N. Florida	15	8	0
Penn	11	5	0
vs Stanford	3	3	0
vs Iowa State	5	6	0
vs Florida	10	6	1
Rutgers	14	7	0
vs Wofford	2	1	0
SC State	5	3	0
FAU	9	10	0
GW	2	1	0
Columbia	4	1	0
NC State	0	0	1
at Syracuse	6	3	1
Notre Dame	2	0	0
at Pittsburgh	4	3	0
at Wake Forest	9	8	0
at Duke	7	3	0
Boston Coll.	8	3	1
North Carolina	5	1	0
Florida State	7	1	0
at NC State	3	2	0
Virginia Tech	3	5	0
at Louisville	4	3	1
Georgia Tech	13	2	0
Clemson	6	1	0
at Virginia	1	1	0
Duke	2	1	0
at Va Tech	0	1	0
vs Florida St.	5	2	0
vs Syracuse	DNP		
vs UNC	1	1	0
vs Michigan St.	8	0	0

CAREER STATISTICS

Season	GP	GS	Min.	Avg.	3-Point			Free Throws			Off.	Rebounds			Scoring										
					FG	FGA	Pct.	FT	FTA	Pct.		Def.	Tot.	Avg.	PF	FO	Ast.	TO	Blk	Stl	Pts.	Avg.			
2016-17	32	15	557	17.4	77	145	.531	0	2	.000	33	51	.647	45	54	99	3.1	61	0	6	30	25	13	187	5.8
2017-18	16	16	413	25.8	88	137	.642	0	2	.000	42	60	.700	31	74	105	6.6	31	0	9	16	21	9	218	13.6
TOTAL	48	31	970	20.2	165	282	.585	0	4	.000	75	111	.676	76	128	204	4.3	92	0	15	46	46	22	405	8.4



15 EBUKA IZUNDU

Jr. • 6-10 • 235 • Center
Charlotte, N.C. / Lagos, Nigeria
Victory Christian Center

2017-18 HIGHLIGHTS

- Recorded first college double-double in season opener, scoring 14 points and grabbing career-high 10 boards
- Scored seven points and added a pair of blocks in win at Hawai'i (12/23)
- Scored four points, with five rebounds and two blocks at Pitt (12/30)

SEASON/CAREER HIGHS

Points		
Season:	14	Gardner-Webb, 11/10/17
Career:	16	at NC State, 2/4/17
ACC:	16	at NC State, 2/4/17
Rebounds		
Season:	10	Gardner-Webb, 11/10/17
Career:	10	Gardner-Webb, 11/10/17
ACC:	7	NC State, 12/31/16
Assists		
Season:	2	Navy, 11/12/17
Career:	2	Navy, 11/12/17
ACC:	1	6x, last at Pitt, 12/30/17
Steals		
Season:	1	4x, last at GW, 12/16/17
Career:	1	14x, last at GW, 12/16/17
ACC:	1	5x, last vs. Duke, 2/25/17
Blocked Shots		
Season:	3	Florida A&M, 11/16/17
Career:	3	4x, last vs. Florida A&M, 11/16/17
ACC:	3	Notre Dame, 1/12/17
Field Goals		
Season:	6	Gardner-Webb, 11/10/17
Career:	6	2x, last vs. Gardner-Webb, 11/10/17
ACC:	6	at NC State, 2/4/17
Field-Goal Attempts		
Season:	7	Gardner-Webb, 11/10/17
Career:	10	Clemson, 2/18/17
ACC:	10	Clemson, 2/18/17
Free Throws		
Season:	2	2x, last vs. Navy, 11/12/17
Career:	5	vs. Mississippi State, 11/19/15
ACC:	4	2x, last at NC State, 2/4/17
Free-Throw Attempts		
Season:	4	Gardner-Webb, 11/10/17
Career:	7	vs. Mississippi State, 11/19/15
ACC:	6	at North Carolina, 2/20/16
Minutes		
Season:	22	Gardner-Webb, 11/10/17
Career:	27	at NC State, 2/4/17
ACC:	27	at NC State, 2/4/17

CAREER DOUBLE-DOUBLES

14p, 10r vs. Gardner-Webb, 11/10/17

2017-18 GAME-BY-GAME

	GS	Min	FG	Pct	3FG	Pct	FT	Pct	O-D-T	Avg	PF	FO	A	TO	Blk	Stl	Pts	Avg
Gard-Webb	22	6-7	.857	0-0	.000	2-4	.500	2-8-10	10.0	4	0	1	1	1	0	14	14.0	
Navy	19	5-6	.833	0-0	.000	2-3	.667	3-1-4	7.0	2	0	2	2	2	1	12	13.0	
Florida A&M	21	2-4	.500	0-0	.000	0-2	.000	4-2-6	6.7	0	0	0	1	3	0	4	10.0	
vs. La Salle	12	1-1	1.000	0-0	.000	1-1	1.000	1-1-2	5.5	4	0	0	2	0	1	3	8.3	
N. Florida	11	2-2	1.000	0-0	.000	1-2	.500	2-5-7	5.8	0	0	0	3	0	0	5	7.6	
at Minnesota	13	0-0	.000	0-0	.000	0-0	.000	2-1-3	5.3	3	0	1	1	2	0	0	6.3	
vs. Princeton	20	3-4	.750	0-0	.000	0-0	.000	2-2-4	5.1	3	0	0	1	0	0	6	6.3	
Boston U.	19	0-1	.000	0-0	.000	0-2	.000	3-2-5	5.1	4	0	0	1	0	1	0	5.5	
at GW	14	1-2	.500	0-0	.000	0-0	.000	3-0-3	4.9	1	0	0	0	1	1	2	5.1	
at Hawai'i	11	3-6	.500	0-0	.000	1-2	.500	2-1-3	4.7	1	0	0	0	2	0	7	5.3	
vs NMSU	17	2-4	.500	0-0	.000	0-0	.000	0-3-3	4.5	2	0	0	2	0	1	4	5.2	
vs MTSU	8	1-2	.500	0-0	.000	0-0	.000	1-1-2	4.3	3	0	0	2	0	0	2	4.9	
at Pitt	17	2-4	.500	0-0	.000	0-0	.000	2-3-5	4.4	1	0	1	0	2	0	4	4.8	
at Ga. Tech	6	0-0	.000	0-0	.000	0-0	.000	0-1-1	4.1	4	0	0	1	0	0	0	4.5	
FSU	14	2-3	.667	0-0	.000	0-0	.000	0-1-1	3.9	4	0	0	1	0	0	4	4.5	
at Clemson	13	0-0	.000	0-0	.000	0-2	.000	1-2-3	3.9	2	0	0	0	0	1	0	4.2	
Duke																		
at NC State																		
Louisville																		
at FSU																		
Pittsburgh																		
at Va. Tech																		
Wake Forest																		
at BC																		
Virginia																		
Syracuse																		
at ND																		
BC																		
at UNC																		
Va. Tech																		

2016-17

Opponent	P	R	A
WCU	13	7	1
at North Florida	15	8	0
vs Stanford	0	3	0
vs Iowa State	0	3	0
vs Florida	0	0	0
Rutgers	4	2	0
vs Wofford	9	5	0
SC State	9	3	0
FAU	2	2	0
GW	12	4	0
Columbia	6	3	1
NC State	3	7	0
at Syracuse	0	2	0
Notre Dame	2	4	0
at Pittsburgh	2	2	0
at Wake Forest	6	5	0
at Duke	0	2	1
Boston College	0	2	0
UNC	0	3	0
Florida State	0	1	0
at NC State	16	6	0
Virginia Tech	8	1	1
at Louisville	8	5	0
Georgia Tech	2	3	0
Clemson	12	2	1
at Virginia	6	3	1
Duke	3	5	0
at Virginia Tech	0	2	0
vs Florida State	0	2	0
vs Syracuse	0	1	0
vs UNC	2	2	0
vs Michigan St.	5	3	0

2015-16

Opponent	P	R	A
UTRGV	0	0	0
Louisiana	0	0	0
vs. Miss. St.	11	7	0
vs. Utah	4	3	1
Charlotte	0	0	1
Florida	0	1	0
Charleston	1	0	0
at La Salle	6	4	0
at Clemson	0	0	0
Pittsburgh	2	0	0
at Florida St.	0	0	0
Virginia Tech	0	0	0
at UNC	6	2	1
at Virginia Tech	2	0	0
vs. Villanova	0	2	0

CAREER STATISTICS

Season	GP	GS	Min.	Avg.	3-Point			Free Throws			Rebounds				Scoring										
					FG	FGA	Pct.	FT	FTA	Pct.	Off.	Def.	Tot.	Avg.	PF	FO	Ast.	TO	Blk	Stl	Pts.	Avg.			
2015-16	15	0	79	5.3	10	16	.625	0	0	.000	12	19	.632	13	6	19	1.3	17	0	3	5	3	2	32	2.1
2016-17	32	9	417	13.0	53	98	.541	0	0	.000	29	42	.690	47	50	97	3.0	75	2	6	27	25	7	135	4.2
2017-18	16	0	237	14.8	30	46	.652	0	0	.000	7	18	.389	28	34	62	3.9	38	0	5	18	13	6	67	4.2
TOTAL	63	9	733	11.6	93	160	.581	0	0	.000	48	79	.608	88	90	178	2.8	130	2	14	50	41	15	234	3.7



3 ANTHONY LAWRENCE II

Jr. • 6-7 • 210 • Guard
St. Petersburg, Fla.
Lakewood Senior HS

2017-18 HIGHLIGHTS

- Owns eight games with seven or more rebounds
- Scored 10 points on 4-for-5 shooting and grabbed seven boards in win over Navy (11/12)
- Had a stat sheet stuffer game against La Salle (11/22): set career high with 10 rebounds and tied his career highs in assists (5) and blocks (3)
- Scored season-high 14 points and added three steals against North Florida (11/25)
- Recorded eight points and seven boards while fouling out in win at No. 12 Minnesota (11/29)
- Matched career high with 10 rebounds against Princeton (12/2)
- Dished out career-high six assists while playing 33 minutes against Boston U. (12/5)
- Scored team-high 12 points (10 in first half), with six boards, three blocks at Pitt (12/30)

- Pulled down career-high 12 rebounds in back-to-back games at Georgia Tech (1/3) and vs. Florida State (1/7); first UM player to record two straight 12-plus rebound games since Tonye Jikiri in January 2016
- Scored season-high 16 points at Clemson (1/13)

2017-18 GAME-BY-GAME

	GS	Min	FG	Pct	3FG	Pct	FT	Pct	O-D-T	Avg	PF	FO	A	TO	Blk	Stl	Pts	Avg
Gard-Webb	*	22	1-4	.250	1-3	.333	0-0	.000	3-4-7	7.0	3	0	1	0	0	2	3	3.0
Navy	*	30	4-5	.800	1-2	.500	1-2	.500	0-7-7	7.0	1	0	2	2	2	1	10	6.5
Florida A&M	*	25	4-6	.667	3-5	.600	0-4	.000	0-4-4	6.0	3	0	1	2	0	0	11	8.0
vs. La Salle	*	27	2-6	.333	1-2	.500	2-3	.667	5-5-10	7.0	4	0	5	1	3	1	7	7.8
N. Florida	*	27	4-7	.571	0-1	.000	6-7	.857	3-1-4	6.4	3	0	3	1	0	3	14	9.0
at Minnesota	*	25	3-6	.500	2-3	.667	0-0	.000	0-7-7	6.5	5	1	4	2	0	1	8	8.8
vs. Princeton	*	31	2-6	.333	1-3	.333	0-0	.000	1-9-10	7.0	0	0	3	3	2	0	5	8.3
Boston U.	*	33	1-5	.200	1-4	.250	2-3	.667	0-2-2	6.4	2	0	6	3	0	1	5	7.9
at GW	*	31	2-5	.400	1-2	.500	0-0	.000	1-8-9	6.7	3	0	3	1	1	0	5	7.6
at Hawai'i	*	27	5-7	.714	0-1	.000	1-1	1.000	2-2-4	6.4	4	0	0	1	1	1	11	7.9
vs NMSU	*	29	1-3	.333	0-2	.000	2-2	1.000	1-3-4	6.2	2	0	1	2	2	0	4	7.5
vs MTSU	*	34	2-3	.667	2-2	1.000	3-4	.750	3-2-5	6.1	2	0	2	2	1	0	9	7.7
at Pittsburgh	*	28	5-7	.714	2-2	1.000	0-0	.000	1-5-6	6.1	2	0	2	4	3	1	12	8.0
at Ga. Tech	*	32	4-8	.500	0-1	.000	1-2	.500	3-9-12	6.5	3	0	1	1	0	1	9	8.1
FSU	*	32	0-2	.000	0-0	.000	2-2	1.000	0-12-12	6.9	4	0	2	5	0	1	2	7.7
at Clemson	*	33	6-12	.500	2-6	.333	2-4	.500	3-1-4	6.7	2	0	0	1	1	2	16	8.2
Duke																		
at NC State																		
Louisville																		
at FSU																		
Pittsburgh																		
at Va. Tech																		
Wake Forest																		
at BC																		
Virginia																		
Syracuse																		
at ND																		
BC																		
at UNC																		
Va. Tech																		

SEASON/CAREER HIGHS

Points		
Season:	16	at Clemson, 1/13/18
Career:	19	at NC State, 2/4/17
ACC:	18	at NC State, 2/4/17
Rebounds		
Season:	12	2x, last vs. Florida State, 1/7/18
Career:	12	2x, last vs. Florida State, 1/7/18
ACC:	12	2x, last vs. Florida State, 1/7/18
Assists		
Season:	6	Boston University, 12/5/17
Career:	6	Boston University, 12/5/17
ACC:	5	2x, last at Virginia, 2/20/17
Steals		
Season:	3	North Florida, 11/25/17
Career:	4	3x, last vs. North Carolina, 3/9/17
ACC:	4	North Carolina, 3/9/17
Blocked Shots		
Season:	3	2x, last at Pitt, 12/30/17
Career:	3	3x, last at Pitt, 12/30/17
ACC:	3	at Pitt, 12/30/17
Field Goals		
Season:	5	2x, last at Pitt, 12/30/17
Career:	7	at NC State, 2/4/17
ACC:	7	at NC State, 2/4/17
Field-Goal Attempts		
Season:	12	at Clemson, 1/13/18
Career:	12	at Clemson, 1/13/18
ACC:	12	at Clemson, 1/13/18
Free Throws		
Season:	6	North Florida, 11/25/17
Career:	6	North Florida, 11/25/17
ACC:	4	5x, last at Virginia, 2/20/17
Free-Throw Attempts		
Season:	7	North Florida, 11/25/17
Career:	7	North Florida, 11/25/17
ACC:	5	2x, vs. Georgia Tech, 2/15/17
3-Point Field Goals		
Season:	3	Florida A&M, 11/16/17
Career:	4	2x, at Wake Forest, 1/18/17
ACC:	4	2x, at Wake Forest, 1/18/17
3-Point Field-Goal Attempts		
Season:	5	Florida A&M, 11/16/17
Career:	9	5x, at Virginia Tech, 2/27/17
ACC:	9	4x, at Virginia Tech, 2/27/17
Minutes		
Season:	34	Middle Tennessee, 12/25/17
Career:	40	at Virginia, 2/20/17
ACC:	40	at Virginia, 2/20/17

2016-17			
Opponent	P	R	A
WCU	14	5	1
at N. Florida	4	4	0
Penn	0	3	2
vs Stanford	18	3	1
vs Iowa State	6	2	0
vs Florida	2	3	2
Rutgers	8	4	0
vs Wofford	3	5	1
SC State	5	7	1
FAU	13	6	0
GW	2	2	2
Columbia	10	5	1
NC State	6	5	1
at Syracuse	0	0	1
Notre Dame	6	9	1
at Pittsburgh	9	5	2
at Wake	16	0	2
at Duke	0	0	0
Boston Coll.	7	6	1
North Carolina	3	4	4
Florida State	2	2	1
at NC State	19	4	2
Virginia Tech	12	4	3
at Louisville	7	3	3
Georgia Tech	4	4	2
Clemson	10	4	5
at Virginia	4	6	5
Duke	2	3	2
at Va Tech	18	5	1
vs Florida St	2	1	1
vs Syracuse	3	2	4
vs UNC	6	3	1
vs Mich. State	3	3	0

2015-16			
Opponent	P	R	A
UTRGV	1	2	0
Louisiana	12	6	4
vs. Miss. St.	10	4	2
vs. Utah	0	0	2
vs. Butler	7	1	1
Northeastern	0	1	0
at Nebraska	13	7	0
Charlotte	9	1	1
Charleston	11	2	1
at La Salle	2	2	3
Princeton	0	1	0
Syracuse	1	2	0
Florida State	0	0	0
at Virginia	0	1	0
at Clemson	3	1	0
at BC	0	0	1
Wake Forest	0	0	0
at NC State	0	0	0
Notre Dame	18	2	0
at Ga Tech	5	3	3
Pittsburgh	2	1	0
at Florida St	3	1	1
Virginia Tech	5	2	0
at UNC	11	4	2
Virginia	1	3	2
Louisville	3	2	1
at Notre Dame	0	1	2
at Va Tech	2	4	0
vs. Va Tech	4	2	1
vs. Virginia	5	4	0
vs. Buffalo	0	0	0
vs. Wichita St	0	2	0
vs. Villanova	8	1	0

CAREER STATISTICS											3-Point			Free Throws			Rebounds			Scoring					
Season	GP	GS	Min.	Avg.	FG	FGA	Pct.	FG	FGA	Pct.	FT	FTA	Pct.	Off.	Def.	Tot.	Avg.	PF	FO	Ast.	TO	Blk	Stl	Pts.	Avg.
2015-16	33	0	397	12.0	47	92	.511	18	42	.429	24	40	.600	29	34	63	1.9	39	0	27	13	11	17	136	4.1
2016-17	33	18	857	26.0	72	173	.416	35	99	.354	45	62	.726	27	97	124	3.8	78	1	57	47	15	42	224	6.8
2017-18	16	16	466	29.1	46	92	.500	17	39	.436	22	34	.647	26	81	107	6.7	43	1	36	31	16	15	131	8.2
TOTAL	82	34	1720	21.0	165	357	.462	70	180	.389	91	136	.669	82	212	294	3.6	160	2	120	91	42	74	491	6.0



2 CHRIS LYKES

Fr. • 5-7 • 161 • Guard
Mitchellville, Md.
Gonzaga College HS

2017-18 HIGHLIGHTS

- Has hit at least one 3-pointer in 14 of 16 games, including two in each of last five contests
- Hit a 3-pointer and played 18 minutes in college debut against Gardner-Webb (11/10)
- Scored 13 points and dished out four assists in win over Florida A&M (11/16)
- Scored 10 points and added three steals in win at No. 12 Minnesota (11/29)
- Recorded 10 points (2-3 3FG) in ACC opener at Pitt (12/30)
- Scored eight points and handed out five assists at Georgia Tech (1/3)
- Recorded 18 points on 6-of-10 shooting in season-high 25 minutes in win over Florida State (1/7)
- Named ACC Rookie of Week on Jan. 8 after GT/FSU performances
- Scored 13 points (3-5 3FG) at Clemson (1/13)

2017-18 GAME-BY-GAME

	GS	Min	FG	Pct	3FG	Pct	FT	Pct	O-D-T	Avg	PF	FO	A	TO	Blk	Stl	Pts	Avg
Gardner-Webb	18	1-6	.167	1-5	.200	0-0	.000	0-1-1	1.0	3	0	1	4	0	1	3	3.0	
Navy	17	3-5	.600	2-2	1.000	0-0	.000	0-1-1	1.0	2	0	2	0	0	2	8	5.5	
Florida A&M	21	4-7	.571	3-6	.500	2-3	.667	0-1-1	1.0	2	0	4	1	0	1	13	8.0	
vs. La Salle	6	0-2	.000	0-0	.000	0-0	.000	0-1-1	1.0	2	0	0	1	0	0	0	6.0	
North Florida	19	4-9	.444	2-5	.400	0-1	.000	0-0-0	0.8	2	0	4	1	0	1	10	6.8	
at Minnesota	19	4-8	.500	2-6	.333	0-0	.000	0-1-1	0.8	3	0	0	1	0	3	10	7.3	
vs. Princeton	13	2-6	.333	1-3	.333	0-0	.000	0-1-1	0.9	2	0	2	1	0	1	5	7.0	
Boston University	20	3-5	.600	2-3	.667	0-0	.000	0-0-0	0.8	1	0	0	2	0	0	8	7.1	
at George Washington	12	1-5	.200	1-3	.333	0-0	.000	0-0-0	0.7	2	0	1	1	0	0	3	6.7	
at Hawai'i	19	3-7	.429	1-3	.333	0-0	.000	1-4-5	1.1	1	0	0	1	0	1	7	6.7	
vs New Mexico State	11	0-5	.000	0-4	.000	1-2	.500	0-1-1	1.1	2	0	0	2	0	0	1	6.2	
vs Middle Tennessee	17	3-5	.600	2-3	.667	0-0	.000	0-0-0	1.0	2	0	2	1	0	1	8	6.3	
at Pittsburgh	17	3-5	.600	2-3	.667	2-2	1.000	0-1-1	1.0	2	0	0	3	0	0	10	6.6	
at Georgia Tech	20	2-10	.200	2-8	.250	2-2	1.000	0-0-0	0.9	2	0	5	3	0	0	8	6.7	
Florida State	25	6-10	.600	2-4	.500	4-8	.500	1-0-1	0.9	3	0	2	1	0	1	18	7.5	
at Clemson	26	5-8	.625	3-5	.600	0-0	.000	0-1-1	0.9	1	0	1	3	0	1	13	7.8	
Duke																		
at NC State																		
Louisville																		
at Florida State																		
Pittsburgh																		
at Virginia Tech																		
Wake Forest																		
at Boston College																		
Virginia																		
Syracuse																		
at Notre Dame																		
Boston College																		
at North Carolina																		
Virginia Tech																		

CAREER HIGHS

Points

Career: 18 Florida State, 1/7/18
ACC: 18 Florida State, 1/7/18

Rebounds

Career: 5 at Hawai'i, 12/23/17
ACC: 1 3x, last at Clemson, 1/13/18

Assists

Career: 5 at Georgia Tech, 1/3/18
ACC: 5 at Georgia Tech, 1/3/18

Steals

Career: 3 at Minnesota, 11/29/17
ACC: 1 2x, last at Clemson, 1/13/18

Blocked Shots

Career: -
ACC: -

Field Goals

Career: 6 Florida State, 1/7/18
ACC: 6 Florida State, 1/7/18

Field-Goal Attempts

Career: 10 2x, last vs. Florida State, 1/7/18
ACC: 10 2x, last vs. Florida State, 1/7/18

Free Throws

Career: 4 Florida State, 1/7/18
ACC: 4 Florida State, 1/7/18

Free-Throw Attempts

Career: 8 Florida State, 1/7/18
ACC: 8 Florida State, 1/7/18

3-Point Field Goals

Career: 3 2x, last at Clemson, 1/13/18
ACC: 3 at Clemson, 1/13/18

3-Point Field-Goal Attempts

Career: 8 at Georgia Tech, 1/3/18
ACC: 8 at Georgia Tech, 1/3/18

Minutes

Career: 26 at Clemson, 1/13/18
ACC: 26 at Clemson, 1/13/18

CAREER STATISTICS

Season	GP	GS	Min.	Avg.	3-Point			Free Throws			Rebounds				Scoring										
					FG	FGA	Pct.	FT	FTA	Pct.	Off.	Def.	Tot.	Avg.	PF	FO	Ast.	TO	Blk	Stl	Pts.	Avg.			
2017-18	16	0	280	17.5	44	103	.427	26	63	.413	11	18	.611	2	13	15	0.9	32	0	24	26	0	13	125	7.8



14 RODNEY MILLER JR.

So. • 7-0 • 255 • Center
Laurelton, N.Y.
Oak Hill Academy

2017-18 HIGHLIGHTS

- Has played in nine games off bench
- Scored four points in five minutes of action against Navy (11/12)
- Played season-high six minutes against Middle Tennessee (12/25)

2017-18 GAME-BY-GAME

	GS	Min	FG	Pct	3FG	Pct	FT	Pct	O-D-T	Avg	PF	FO	A	TO	Blk	Stl	Pts	Avg
Gardner-Webb	4	0-1	.000	0-0	.000	0-1	.000	0-1-1	1.0	0	0	0	0	0	0	0	0	0.0
Navy	5	2-3	.667	0-0	.000	0-2	.000	0-0-0	0.5	1	0	0	0	0	0	0	4	2.0
Florida A&M	6	1-1	1.000	0-0	.000	0-0	.000	0-1-1	0.7	0	0	0	0	0	0	0	2	2.0
vs. La Salle	1	0-0	.000	0-0	.000	0-1	.000	0-0-0	0.5	0	0	0	0	0	0	0	0	1.5
North Florida	DNP																	
at Minnesota	DNP																	
vs. Princeton	3	1-1	1.000	0-0	.000	0-1	.000	0-0-0	0.4	0	0	0	0	0	0	0	2	1.6
Boston University	DNP																	
at George Washington	DNP																	
at Hawai'i	DNP																	
vs. New Mexico State	3	0-0	.000	0-0	.000	0-0	.000	0-1-1	0.5	1	0	0	1	0	0	0	0	1.3
vs Middle Tennessee	6	1-1	1.000	0-0	.000	0-0	.000	0-0-0	0.4	2	0	0	1	0	0	0	2	1.4
at Pittsburgh	3	0-2	.000	0-0	.000	0-0	.000	0-0-0	0.4	0	0	0	0	0	0	0	0	1.3
at Georgia Tech	1	0-0	.000	0-0	.000	0-0	.000	0-0-0	0.3	0	0	0	0	0	0	0	0	1.1
Florida State	DNP																	
at Clemson	DNP																	
Duke																		
at NC State																		
Louisville																		
at Florida State																		
Pittsburgh																		
at Virginia Tech																		
Wake Forest																		
at Boston College																		
Virginia																		
Syracuse																		
at Notre Dame																		
Boston College																		
at North Carolina																		
Virginia Tech																		

SEASON/CAREER HIGHS

Points

Season: 4 Navy, 11/12/17
Career: 5 Western Carolina, 11/11/16
ACC: 2 vs. North Carolina, 3/9/17

Rebounds

Season: 1 3x, last vs. New Mexico State, 12/23/17
Career: 3 at North Florida, 11/16/17
ACC: 1 vs. North Carolina, 3/9/17

Assists

Season: -
Career: -
ACC: -

Steals

Season: -
Career: -
ACC: -

Blocked Shots

Season: -
Career: -
ACC: -

Field Goals

Season: 2 Navy, 11/12/17
Career: 2 at North Florida, 11/16/16
ACC: 1 vs. North Carolina, 3/9/17

Field-Goal Attempts

Season: 3 Navy, 11/12/17
Career: 4 Western Carolina, 11/11/16
ACC: 3 vs. North Carolina, 3/9/17

Free Throws

Season: -
Career: 3 Western Carolina, 11/11/16
ACC: 1 at Wake Forest, 1/18/17

Free-Throw Attempts

Season: 1 2x, last vs. Princeton, 12/2/17
Career: 6 Western Carolina, 11/11/16
ACC: 2 at Wake Forest, 1/18/17

3-Point Field Goals

Season: -
Career: -
ACC: -

3-Point Field-Goal Attempts

Season: -
Career: -
ACC: -

Minutes

Season: 6 2x, last vs. New Mexico State, 12/23/17
Career: 11 at North Florida, 11/16/16
ACC: 8 vs. North Carolina, 3/9/17

2016-17

Opponent	P	R	A
WCU	5	2	0
at North Florida	4	3	0
Penn	2	0	0
vs Florida	0	0	0
Rutgers	0	0	0
SC State	0	2	0
FAU	0	0	0
NC State	0	0	0
at Syracuse	0	0	0
at Pittsburgh	0	0	0
at Wake Forest	1	0	0
Florida State	0	0	0
at Louisville	0	0	0
vs North Carolina	2	1	0
vs Michigan St.	0	1	0

CAREER STATISTICS										3-Point			Free Throws			Rebounds				Scoring					
Season	GP	GS	Min.	Avg.	FG	FGA	Pct.	FG	FGA	Pct.	FT	FTA	Pct.	Off.	Def.	Tot.	Avg.	PF	FO	Ast.	TO	Blk	Stl	Pts.	Avg.
2016-17	15	0	57	3.8	5	11	.455	0	0	.000	4	9	.444	4	5	9	0.6	6	0	0	1	1	0	14	0.9
2017-18	9	0	32	3.6	5	9	.556	0	0	.000	0	5	.000	0	3	3	0.3	4	0	0	2	0	0	10	1.1
TOTAL	24	0	89	3.7	10	20	.500	0	0	.000	4	14	.286	4	8	12	0.5	10	0	0	3	1	0	24	1.0



O JA'QUAN NEWTON

Sr. • 6-3 • 191 • Guard
Philadelphia, Pa.
Neumann-Goretti HS

CAREER

- Leads team with 111 career games played (48 starts)
- Became 38th Hurricane to reach 1,000 career points on Wednesday at Georgia Tech (1,001 career points)
- One of nine active 1,000-point scorers in the ACC

2017-18 HIGHLIGHTS

- Scored in double figures in each of Miami's first three contests and seven overall
- Recorded 15 points and four assists in win over FAMU (11/16)
- Scored a dozen points and matched a career high with nine assists in win at No. 12 Minnesota (11/29)
- Scored season-high 16 points in win at Hawaii'i (12/23)
- Averaged 10.0 points per game in three games at Diamond Head Classic
- Recorded nine points and six assists against Middle Tennessee (12/25)
- Scored 11 points and had four assists in ACC opener at Pitt (12/30)

SEASON/CAREER HIGHS

Points

Season: 16 at Hawaii'i, 12/23/17
Career: 23 Boston College, 1/25/17
ACC: 23 Boston College, 1/25/17

Rebounds

Season: 6 Boston University, 12/5/17
Career: 9 Columbia, 12/28/16
ACC: 7 North Carolina, 1/28/17

Assists

Season: 9 at Minnesota, 11/29/17
Career: 9 2x, last at Minnesota, 11/29/17
ACC: 7 2x, last at Wake, 1/18/17

Steals

Season: 3 2x, last vs. Boston U., 12/5/17
Career: 4 2x, last at NC State, 1/30/16
ACC: 4 at NC State, 1/30/16

Blocked Shots

Season: -
Career: 1 9x, last vs. Va Tech, 3/10/16
ACC: 1 3x, last vs. Virginia, 2/22/16

Field Goals

Season: 6 3x, last at Hawaii'i, 12/23/17
Career: 9 vs. Iowa State, 11/25/16
ACC: 8 Boston College, 1/25/17

Field-Goal Attempts

Season: 12 at Minnesota, 11/29/17
Career: 16 2x, last vs. Notre Dame, 1/12/17
ACC: 16 Notre Dame, 1/12/17

Free Throws

Season: 5 Florida A&M, 11/16/17
Career: 9 2x, last vs. Virginia, 3/11/16
ACC: 7 2x, last vs. BC, 1/25/17

Free-Throw Attempts

Season: 8 Gardner-Webb, 11/10/17
Career: 11 vs. Virginia, 3/11/16
ACC: 10 2x, last vs. NC State, 12/31/16

3-Point Field Goals

Season: 1 2x, last vs. Navy, 11/12/17
Career: 3 Columbia, 12/28/16
ACC: 2 2x, last at Louisville, 2/11/17

3-Point Field-Goal Attempts

Season: 3 Navy, 11/12/17
Career: 5 Columbia, 12/28/16
ACC: 3 3x, last at Louisville, 2/11/17

Minutes

Season: 36 Boston University, 12/5/17
Career: 38 2x, last vs. Florida, 11/27/16
ACC: 36 Notre Dame, 1/12/17

2017-18 GAME-BY-GAME

	GS	Min	FG	Pct	3FG	Pct	FT	Pct	O-D-T	Avg	PF	FO	A	TO	Blk	Stl	Pts	Avg
Gard-Webb	*	28	4-6	.667	1-2	.500	4-8	.500	0-0-0	0.0	1	0	1	0	0	13	13.0	
Navy	*	26	6-10	.600	1-3	.333	1-1	1.000	0-3-3	1.5	1	0	1	4	0	1	14	13.5
Florida A&M	*	26	5-9	.556	0-2	.000	5-7	.714	1-2-3	2.0	2	0	4	4	0	1	15	14.0
vs. La Salle	*	30	1-9	.111	0-1	.000	2-3	.667	0-3-3	2.3	1	0	0	1	0	2	4	11.5
N. Florida	*	26	5-8	.625	0-0	.000	2-2	1.000	0-1-1	2.0	1	0	3	4	0	0	12	11.6
at Minnesota	*	32	6-12	.500	0-1	.000	0-2	.000	0-3-3	2.2	0	0	9	1	1	2	12	11.7
vs. Princeton	*	26	2-9	.222	0-2	.000	0-0	.000	0-2-2	2.1	1	0	5	0	0	3	4	10.6
Boston U.	*	36	4-7	.571	0-0	.000	1-2	.500	0-6-6	2.6	1	0	1	3	2	3	9	10.4
at GW	*	30	4-9	.444	0-0	.000	0-0	.000	0-4-4	2.8	2	0	3	1	0	1	8	10.1
at Hawaii'i	*	31	6-11	.545	0-1	.000	4-5	.800	0-2-2	2.7	1	0	2	2	0	0	16	10.7
vs NMSU	*	27	2-8	.250	0-1	.000	1-1	1.000	1-2-3	2.7	1	0	0	2	0	0	5	10.2
vs MTSU	*	28	4-7	.571	0-1	.000	1-4	.250	0-1-1	2.6	3	0	6	1	0	1	9	10.1
at Pitt	*	27	5-7	.714	0-0	.000	1-1	1.000	0-3-3	2.6	1	0	4	3	0	2	11	10.2
at Ga. Tech	*	26	3-7	.429	0-0	.000	0-0	.000	1-0-1	2.5	1	0	3	4	0	1	6	9.9
FSU	*	17	0-1	.000	0-0	.000	0-0	.000	0-0-0	2.3	2	0	4	1	0	0	0	9.2
at Clemson	*	26	2-8	.250	0-1	.000	0-0	.000	0-0-0	2.2	3	0	0	2	0	1	4	8.9
Duke																		
at NC State																		
Louisville																		
at FSU																		
Pittsburgh																		
at Va. Tech																		
Wake Forest																		
at BC																		
Virginia																		
Syracuse																		
at ND																		
BC																		
at UNC																		
Va. Tech																		

	2016-17					2015-16					2014-15				
Opponent	P	R	A	P	R	A	Opponent	P	R	A	Opponent	P	R	A	
WCU	13	4	2				UTRGV	11	2	1	Howard	8	0	0	
at N. Florida	16	3	7				Louisiana	11	0	5	at Florida	5	1	3	
Penn	18	4	3				Mississippi St.	15	2	5	vs Drexel	7	1	3	
vs Stanford	20	2	2				vs Utah	5	1	1	vs Akron	4	0	1	
vs Iowa State	21	2	3				vs Butler	17	1	3	vs Charlotte	3	3	3	
vs Florida	15	3	1				Northeastern	13	2	1	at Charlotte	0	0	0	
Rutgers	11	6	3				at Nebraska	10	2	2	S. Alabama	5	1	0	
vs Wofford	15	2	9				Charlotte	14	4	6	Illinois	0	2	1	
SC State	11	1	5				Florida	3	1	3	Green Bay	0	0	0	
FAU	8	6	6				Charleston	20	7	2	Savannah St.	2	0	0	
GW	14	2	5				at La Salle	10	2	3	E. Kentucky	2	2	3	
Columbia	22	9	4				Princeton	13	4	4	vs Providence	3	0	1	
NC State	21	4	1				Syracuse	14	4	2	Charleston	6	0	0	
at Syracuse	8	4	7				Florida State	13	1	4	Virginia	0	1	1	
Notre Dame	14	3	1				at Virginia	6	5	1	at Duke	4	2	3	
at Pittsburgh	14	3	5				at Clemson	8	4	1	at Notre Dame	16	2	5	
at Wake Forest	9	3	7				at BC	12	4	1	NC State	0	0	1	
at Duke	13	3	1				Wake Forest	18	1	2	at Syracuse	3	0	0	
Boston College	23	5	2				Duke	15	5	5	Georgia Tech	3	0	0	
North Carolina	18	7	3				at NC State	10	2	2	at Florida State	2	0	1	
Florida State	12	3	2				Notre Dame	12	1	2	Louisville	3	1	1	
at NC State	13	3	5				at Ga Tech	14	4	2	Clemson	1	1	1	
Virginia Tech	16	4	1				Pittsburgh	3	1	1	at Wake Forest	5	0	2	
at Louisville	15	5	2				at Florida St.	7	4	2	at BC	0	0	0	
Duke	7	5	0				at UNC	3	1	1	Virginia Tech	8	4	3	
at Va Tech	2	0	4				Virginia	6	1	2	at Va. Tech	8	4	3	
vs Florida St.	5	2	1				vs Va Tech	10	2	4	vs Va. Tech	0	3	0	
vs Syracuse	11	4	6				vs Virginia	19	1	3	vs Va. Tech	0	3	0	
vs UNC	3	1	1				at Buffalo	10	2	2	vs Notre Dame	0	0	0	
vs Michigan St.	16	2	2				vs Wichita St.	2	0	1	Alabama	1	1	2	
							vs Villanova	0	0	2	at Richmond	11	5	2	
											vs Temple	9	4	2	
											vs Stanford	10	5	2	

CAREER STATISTICS

Season	GP	GS	Min.	Avg.	FG	FGA	Pct.	3-Point FG	3-Point FGA	3-Point Pct.	Free Throws FT	Free Throws FTA	Free Throws Pct.	Off.	Rebounds Def.	Rebounds Tot.	Avg.	PF	FO	Ast.	TO	Blk	Stl	Scoring Pts.	Avg.
2014-15	34	3	459	13.5	45	111	.405	4	10	.400	41	64	.641	8	35	43	1.3	34	0	47	39	4	8	135	4.0
2015-16	31	1	703	22.7	105	228	.461	9	26	.346	105	143	.734	16	55	71	2.3	48	0	76	66	5	27	324	10.5
2016-17	30	28	942	31.4	150	332	.452	11	40	.275	93	133	.699	18	87	105	3.5	49	0	101	98	1	34	404	13.5
2017-18	16	16	442	27.6	59	128	.461	2	15	.133	22	36	.611	3	32	35	2.2	22	0	46	33	3	18	142	8.9
TOTAL	111	48	2546	22.9	359	799	.449	26	91	.286	261	376	.694	45	209	254	2.3	153	0	270	236	13	87	1005	9.1



5 MIKE ROBINSON

Sr. • 5-10 • 170 • Guard

New Britain, Conn.

New Britain HS

2017-18 HIGHLIGHTS

- Has played in five games
- Scored first field goal since 2015-16 season with his 3-pointer in season opener against Gardner-Webb (11/10)

2017-18 GAME-BY-GAME

	GS	Min	FG	Pct	3FG	Pct	FT	Pct	O-D-T	Avg	PF	FO	A	TO	Blk	Stl	Pts	Avg
Gardner-Webb	1		1-1	1.00	1-1	1.000	0-0	.000	0-0-0	0.0	0	0	0	0	0	0	3	3.0
Navy	3		0-0	.000	0-0	.000	0-0	.000	0-0-0	0.0	0	0	0	0	0	0	0	1.5
Florida A&M vs. La Salle	2		0-0	.000	0-0	.000	0-0	.000	0-0-0	0.0	0	0	0	0	0	0	0	1.0
North Florida	1		0-0	.000	0-0	.000	0-0	.000	0-0-0	0.0	0	0	0	0	0	0	0	0.8
at Minnesota vs. Princeton	3		0-1	.000	0-0	.000	0-0	.000	0-0-0	0.0	0	0	1	0	0	0	0	0.6
Boston University	DNP																	
at George Washington	DNP																	
at Hawai'i	DNP																	
vs. New Mexico State	DNP																	
vs. Middle Tennessee	DNP																	
at Pittsburgh	DNP																	
at Georgia Tech	DNP																	
Florida State	DNP																	
at Clemson	DNP																	
Duke																		
at NC State																		
Louisville																		
at Florida State																		
Pittsburgh																		
at Virginia Tech																		
Wake Forest																		
at Boston College																		
Virginia																		
Syracuse																		
at Notre Dame																		
Boston College																		
at North Carolina																		
Virginia Tech																		

SEASON/CAREER HIGHS

Points

Season: 3 Gardner-Webb, 11/10/17
 Career: 6 vs. Utah, 11/20/15
 ACC: 2 at North Carolina, 2/20/16

Rebounds

Season: -
 Career: 1 2x, last vs. S. Carolina St., 12/6/16
 ACC: -

Assists

Season: 1 Princeton, 12/2/17
 Career: 1 Princeton, 12/2/17
 ACC: -

Steals

Season: -
 Career: 1 Western Carolina, 11/11/16
 ACC: -

Blocked Shots

Season: -
 Career: -
 ACC: -

Field Goals

Season: 1 Gardner-Webb, 11/10/17
 Career: 2 vs. Utah, 11/20/15
 ACC: 1 at North Carolina, 2/20/16

Field-Goal Attempts

Season: 1 2x, last vs. Princeton, 12/2/17
 Career: 2 5x, last vs. S. Carolina St., 12/6/16
 ACC: 1 2x, last vs. North Carolina, 3/9/17

Free Throws

Season: -
 Career: 1 vs. South Carolina St., 12/6/16
 ACC: -

Free-Throw Attempts

Season: -
 Career: 2 vs. South Carolina St., 12/6/16
 ACC: -

3-Point Field Goals

Season: 1 Gardner-Webb, 11/10/17
 Career: 2 vs. Utah, 11/20/15
 ACC: -

3-Point Field-Goal Attempts


Season: 1 Florida A&M, 11/10/17
 Career: 2 4x, last at North Florida, 11/16/16
 ACC: 1 2x, last vs. North Carolina, 3/9/17

Minutes

Season: 3 2x, last vs. Princeton, 12/2/17
 Career: 5 vs. Western Carolina, 11/11/16
 ACC: 2 3x, last vs. North Carolina, 3/9/17

CAREER STATISTICS

Season	GP	GS	Min.	Avg.	3-Point			Free Throws			Rebounds			Scoring												
					FG	FGA	Pct.	FT	FTA	Pct.	Off.	Def.	Tot.	Avg.	PF	FO	Ast.	TO	Blk	Stl	Pts.	Avg.				
2015-16	9	0	14	1.6	5	9	.556	4	7	.571	0	0	.000	0	1	1	0.1	3	0	0	0	0	0	0	14	1.6
2016-17	9	0	19	2.1	0	5	.000	0	4	.000	1	2	.500	1	0	1	0.1	2	0	0	1	0	1	1	0.1	
2017-18	5	0	10	2.0	1	2	.500	1	1	1.000	0	0	.000	0	0	0	0.0	0	0	1	0	0	0	3	0.6	
TOTAL	23	0	43	1.9	6	16	.375	5	12	.417	1	2	.500	1	1	2	0.1	5	0	1	1	0	1	18	0.8	



35 CHRIS STOWELL

Sr. • 6-6 • 208 • Forward
Exeter, N.H.
Exeter

2017-18 HIGHLIGHTS

- Has played in five games
- Already has accepted job after graduation with Citi in New York City, doing Treasury and Trade Solutions
- Was named to Omicron Delta Kappa (ODK) National Leadership Society in Spring 2017


2017-18 GAME-BY-GAME

	GS	Min	FG	Pct	3FG	Pct	FT	Pct	O-D-T	Avg	PF	FO	A	TO	Blk	Stl	Pts	Avg
Gardner-Webb	1		0-0	.000	0-0	.000	0-0	.000	0-0-0	0.0	0	0	0	0	0	0	0	0.0
Navy	3		0-0	.000	0-0	.000	0-0	.000	0-1-1	0.5	0	0	0	0	0	0	0	0.0
Florida A&M vs. La Salle	2		0-1	.000	0-1	.000	0-0	.000	0-0-0	0.3	0	0	0	0	0	0	0	0.0
North Florida	1		0-0	.000	0-0	.000	0-0	.000	0-0-0	0.3	0	0	0	0	0	0	0	0.0
at Minnesota	DNP																	
vs. Princeton	2		0-0	.000	0-0	.000	0-0	.000	0-0-0	0.2	0	0	0	0	0	0	0	0.0
Boston University	DNP																	
at George Washington	DNP																	
at Hawai'i	DNP																	
vs. New Mexico State	DNP																	
vs. Middle Tennessee	DNP																	
at Pittsburgh	DNP																	
at Georgia Tech	DNP																	
Florida State	DNP																	
at Clemson	DNP																	
Duke																		
at NC State																		
Louisville																		
at Florida State																		
Pittsburgh																		
at Virginia Tech																		
Wake Forest																		
at Boston College																		
Virginia																		
Syracuse																		
at Notre Dame																		
Boston College																		
at North Carolina																		
Virginia Tech																		

SEASON/CAREER HIGHS

- Points**
Season: -
Career: -
ACC: -
- Rebounds**
Season:
Career: 2 South Carolina State, 12/6/16
ACC: -
- Assists**
Season: -
Career: 1 Howard, 11/14/14
ACC: -
- Steals**
Season: -
Career: -
ACC: -
- Blocked Shots**
Season: -
Career: 1 at North Carolina, 2/20/16
ACC: 1 at North Carolina, 2/20/16
- Field Goals**
Season: -
Career: -
ACC: -
- Field-Goal Attempts**
Season: 1 Florida A&M, 11/16/17
Career: 1 4x, last vs. Florida A&M, 11/16/17
ACC: -
- Free Throws**
Season: -
Career: -
ACC: -
- Free-Throw Attempts**
Season: -
Career: -
ACC: -
- 3-Point Field Goals**
Season: -
Career: -
ACC: -
- 3-Point Field-Goal Attempts**
Season: 1 Florida A&M, 11/16/17
Career: 1 3x, last vs. Florida A&M, 11/16/16
ACC: -
- Minutes**
Season: 3 Navy, 11/12/17
Career: 3 4x, last vs. Navy, 11/12/17
ACC: 1 4x, last at Virginia Tech, 3/5/16

CAREER STATISTICS										3-Point			Free Throws			Rebounds			Scoring						
Season	GP	GS	Min.	Avg.	FG	FGA	Pct.	FG	FGA	Pct.	FT	FTA	Pct.	Off.	Def.	Tot.	Avg.	PF	FO	Ast.	TO	Blk	Stl	Pts.	Avg.
2014-15	4	0	6	1.5	0	1	.000	0	0	.000	0	0	.000	0	0	0	0.0	1	0	1	0	0	0	0	0.0
2015-16	9	0	13	1.4	0	1	.000	0	1	.000	0	0	.000	0	3	3	0.3	1	0	0	1	1	0	0	0.0
2016-17	6	0	10	1.7	0	1	.000	0	1	.000	0	0	.000	0	2	2	0.3	0	0	0	0	0	0	0	0.0
2017-18	5	0	9	1.8	0	1	.000	0	1	.000	0	0	.000	0	1	1	0.2	0	0	0	0	0	0	0	0.0
TOTAL	24	0	38	1.6	0	4	.000	0	3	.000	0	0	.000	0	6	6	0.3	2	0	1	1	1	0	0	0.0



1 DEJAN (DJ) VASILJEVIC

So. • 6-3 • 203 • Guard
Melbourne, Australia
Australian Institute of Sport

2017-18 HIGHLIGHTS

- Leads team in 3-point field goals (33); ranks ninth in ACC in 3-point field goals (2.2/game) and 10th in 3-point FG percentage (.384)
- Is 23-for-54 (.426) from 3-point range in the last 10 contests (10-for-32 (.313) in first five games)
- Has hit at least one 3-pointer in 10 straight games
- Made first college start in 2017-18 season opener against Gardner-Webb after coming off bench in all 33 games last year
- After tough shooting night in opener, bounced back to score 16 points against Navy and 15 against Florida A&M
- Hit 3-of-5 from 3-point range and scored 11 points in win at No. 12 Minnesota (11/29)
- Scored career-high 20 points and hit 5-of-7 3-pointers in win over Princeton (12/2)
- Recorded 15 points and hit 3-of-6 3-pointers in win over Boston U. (12/5)
- Averaged 11.3 points and 4.3 rebounds in three games at Diamond Head Classic

SEASON/CAREER HIGHS

- Points**
Season: 20 Princeton, 12/2/17
Career: 20 Princeton, 12/2/17
ACC: 18 at Syracuse, 1/4/17
- Rebounds**
Season: 5 3x, last vs. MTSU, 12/25/17
Career: 5 3x, last vs. MTSU, 12/25/17
ACC: 4 at Virginia, 2/20/17
- Assists**
Season: 4 Florida State, 1/7/18
Career: 4 Florida State, 1/7/18
ACC: 4 Florida State, 1/7/18
- Steals**
Season: 2 3x, last vs. Florida State, 1/7/18
Career: 2 3x, last vs. Florida State, 1/7/18
ACC: 2 2x, last vs. Florida State, 1/7/18
- Blocked Shots**
Season: 1 2x, last vs. Boston U., 12/5/17
Career: 1 3x, last vs. Boston U., 12/5/17
ACC: -
- Field Goals**
Season: 7 Princeton, 12/2/17
Career: 7 Princeton, 12/2/17
ACC: 6 at Syracuse, 1/4/17
- Field-Goal Attempts**
Season: 12 Gardner-Webb, 11/10/17
Career: 13 vs. South Carolina State, 12/6/16
ACC: 12 at Syracuse, 1/4/17
- Free Throws**
Season: 2 4x, last vs. MTSU, 12/25/17
Career: 3 Rutgers, 11/30/16
ACC: 2 2x, last at Virginia, 2/20/17
- Free-Throw Attempts**
Season: 2 4x, last vs. MTSU, 12/25/17
Career: 3 Rutgers, 11/30/16
ACC: 2 5x, last at Florida State, 3/4/17
- 3-Point Field Goals**
Season: 5 Princeton, 12/2/17
Career: 6 at Syracuse, 1/4/17
ACC: 6 at Syracuse, 1/4/17
- 3-Point Field-Goal Attempts**
Season: 10 Florida A&M, 11/10/17
Career: 12 at Syracuse, 1/4/17
ACC: 12 at Syracuse, 1/4/17
- Minutes**
Season: 35 Boston University, 12/5/17
Career: 35 Boston University, 12/5/17
ACC: 29 at Virginia, 2/20/17

2017-18 GAME-BY-GAME

	GS	Min	FG	Pct	3FG	Pct	FT	Pct	O-D-T	Avg	PF	FO	A	TO	Blk	Stl	Pts	Avg
Gard-Webb	*	30	2-12	.167	1-10	.100	2-2	1.000	0-2-2	2.0	1	0	0	0	0	0	7	7.0
Navy	*	20	5-10	.500	4-8	.500	2-2	1.000	0-3-3	2.5	2	0	0	0	0	2	16	11.5
Florida A&M	*	31	6-10	.600	3-6	.500	0-0	.000	0-4-4	3.0	2	0	2	0	1	1	15	12.7
vs. La Salle	*	25	3-9	.333	2-4	.500	0-0	.000	1-0-1	2.5	0	0	0	1	0	0	8	11.5
N. Florida	*	22	1-6	.167	0-4	.000	0-0	.000	0-2-2	2.4	0	0	0	0	0	0	2	9.6
at Minnesota	*	18	4-6	.667	3-5	.600	0-0	.000	0-2-2	2.3	3	0	0	0	0	0	11	9.8
vs. Princeton	*	29	7-9	.778	5-7	.714	1-1	1.000	0-3-3	2.4	4	0	1	1	0	0	20	11.3
Boston U.	*	35	6-10	.600	3-6	.500	0-1	.000	0-5-5	2.8	2	0	0	1	1	1	15	11.8
at GW	*	17	3-8	.375	2-6	.333	2-2	1.000	0-1-1	2.6	0	0	0	1	0	0	10	11.6
at Hawai'i	*	27	2-7	.286	2-3	.667	0-0	.000	1-2-3	2.6	1	0	0	0	0	1	6	11.0
vs NMSU	*	33	6-11	.545	2-6	.333	1-1	1.000	0-5-5	2.8	2	0	1	1	0	0	15	11.4
vs MTSU	*	31	4-7	.571	3-6	.500	2-2	1.000	2-3-5	3.0	4	0	1	1	0	1	13	11.5
at Pittsburgh	*	25	1-7	.143	1-5	.200	0-0	.000	1-1-2	2.9	3	0	0	0	0	2	3	10.8
at Ga Tech	*	23	1-4	.250	1-4	.250	0-0	.000	0-1-1	2.8	1	0	0	2	0	0	3	10.3
FSU		27	3-10	.300	1-6	.167	1-1	1.000	1-2-3	2.8	1	0	4	0	0	2	8	10.1
at Clemson		10	0-2	.000	0-2	.000	0-0	.000	0-0-0	2.6	0	0	0	0	0	0	0	9.5
Duke																		
at NC State																		
Louisville																		
at FSU																		
Pittsburgh																		
at Va Tech																		
Wake Forest																		
at BC																		
Virginia																		
Syracuse																		
at ND																		
BC																		
at UNC																		
Va Tech																		

2016-17

Opponent	P	R	A
WCU	11	2	2
at North Florida	13	1	0
Penn	11	0	1
vs Stanford	3	1	1
vs Iowa State	5	0	0
vs Florida	0	0	0
Rutgers	3	1	1
vs Wofford	6	2	0
SC State	17	2	2
FAU	2	2	0
GW	6	3	0
Columbia	3	1	1
NC State	3	2	0
at Syracuse	18	0	0
Notre Dame	3	0	1
at Pittsburgh	6	2	1
at Wake Forest	3	0	0
at Duke	0	1	0
Boston College	3	1	0
North Carolina	3	1	0
Florida State	3	1	0
at NC State	0	1	0
Virginia Tech	5	1	0
at Louisville	3	0	0
Georgia Tech	13	2	1
Clemson	5	3	1
at Virginia	10	4	0
Duke	0	2	0
at Virginia Tech	9	1	0
vs Florida State	9	3	0
vs Syracuse	13	1	1
vs North Carolina	6	1	1
vs Michigan St.	2	2	1

CAREER STATISTICS

Season	GP	GS	Min.	Avg.	3-Point			Free Throws			Rebounds				Scoring										
					FG	FGA	Pct.	FT	FTA	Pct.	Off.	Def.	Tot.	Avg.	PF	FO	Ast.	TO	Blk	Stl	Pts.	Avg.			
2016-17	33	0	577	17.5	65	182	.357	51	146	.349	16	20	.800	5	39	44	1.3	31	0	15	13	1	11	197	6.0
2017-18	16	14	403	25.2	54	128	.422	33	88	.375	11	12	.917	6	36	42	2.6	26	0	9	8	2	10	152	9.5
TOTAL	49	14	980	20.0	119	310	.384	84	234	.359	27	32	.844	11	75	86	1.8	57	0	24	21	3	21	349	7.1



21 SAM WAARDENBURG

R-Fr. • 6-10 • 217 • Forward
Henderson, New Zealand
Rangitoto College

2017-18 HIGHLIGHTS

- Has played in six games off bench
- Did not play in first three games (back)
- Made solid Miami debut with seven points and two rebounds in 12 minutes of action vs. La Salle (11/22)
- Scored nine points and added six rebounds against North Florida (11/25)

2017-18 GAME-BY-GAME

	GS	Min	FG	Pct	3FG	Pct	FT	Pct	O-D-T	Avg	PF	FO	A	TO	Blk	Stl	Pts	Avg	
Gardner-Webb																			
Navy																			
Florida A&M																			
vs. La Salle	13	3-6	.500	1-1	1.000	0-0	.000	1-1-2	2.0	0	0	0	0	0	0	0	7	7.0	
North Florida	16	4-9	.444	1-2	.500	0-0	.000	4-2-6	4.0	3	0	1	1	1	1	1	9	8.0	
at Minnesota	10	0-2	.000	0-1	.000	0-0	.000	1-0-1	3.0	1	0	0	2	0	0	0	0	5.3	
vs. Princeton	8	0-2	.000	0-1	.000	0-0	.000	1-3-4	3.3	1	0	0	0	0	0	0	0	4.0	
Boston University	9	0-1	.000	0-1	.000	0-0	.000	2-0-2	3.0	0	0	0	1	0	0	0	0	3.2	
at George Washington																			
at Hawai'i																			
vs. New Mexico State	3	0-1	.000	0-0	.000	0-0	.000	0-0-0	2.5	0	0	0	1	0	0	0	0	2.7	
vs. Middle Tennessee																			
at Pittsburgh																			
at Georgia Tech																			
Florida State																			
at Clemson																			
Duke																			
at NC State																			
Louisville																			
at Florida State																			
Pittsburgh																			
at Virginia Tech																			
Wake Forest																			
at Boston College																			
Virginia																			
Syracuse																			
at Notre Dame																			
Boston College																			
at North Carolina																			
Virginia Tech																			

CAREER HIGHS

Points

Career: 9 North Florida, 11/25/17
ACC:

Rebounds

Career: 6 North Florida, 11/25/17
ACC:

Assists

Career: 1 North Florida, 11/25/17
ACC:

Steals

Career: 1 North Florida, 11/25/17
ACC:

Blocked Shots

Career: 1 North Florida, 11/25/17
ACC:

Field Goals

Career: 4 North Florida, 11/25/17
ACC:

Field-Goal Attempts

Career: 9 North Florida, 11/25/17
ACC:

Free Throws

Career: 1 North Florida, 11/25/17
ACC:

Free-Throw Attempts

Career: 2 North Florida, 11/25/17
ACC:

3-Point Field Goals

Career: 1 2x, last vs. North Florida, 11/25/17
ACC:

3-Point Field-Goal Attempts

Career: 2 North Florida, 11/25/17
ACC:

Minutes

Career: 16 North Florida, 11/25/17
ACC:

CAREER STATISTICS

Season	GP	GS	Min.	Avg.	3-Point			Free Throws			Rebounds				Scoring										
					FG	FGA	Pct.	FT	FTA	Pct.	Off.	Def.	Tot.	Avg.	PF	FO	Ast.	TO	Blk	Stl	Pts.	Avg.			
2017-18	6	0	59	9.8	7	21	.333	2	6	.333	0	0	.000	9	6	15	2.5	5	0	1	5	1	1	16	2.7



4 LONNIE WALKER IV

Fr. • 6-5 • 204 • Guard

Reading, Pa.

Reading HS

2017 McDonald's All-American

2017-18 HIGHLIGHTS

- Scored 10 points and added five assists in college debut (11/10/17)
- Left Florida A&M game in first half with left ankle injury
- Scored five points in homecoming game in Reading, Pa., against La Salle (11/22)
- Recorded 12 points and five rebounds against Princeton (12/2)
- Made first start against Boston U. (12/5) and had big game, recording career highs in points (26) and rebounds (7); was 9-for-15 from field, including 5-for-7 from 3-point range
- Named ACC Rookie of Week after BU performance (12/11)
- Scored 13 points and grabbed five rebounds at GW (12/16)
- Left Middle Tennessee game in first half with injury (held out in second half for precautionary reasons)
- Played season-high 29 minutes at Pitt (12/30)
- Scored 16 points and pulled down seven rebounds at Clemson (1/13)

2017-18 GAME-BY-GAME

	GS	Min	FG	Pct	3FG	Pct	FT	Pct	O-D-T	Avg	PF	FO	A	TO	Blk	Stl	Pts	Avg
Gardner-Webb	25	4-5	.800	2-3	.667	0-0	.000	1-1-2	2.0	0	0	5	2	0	0	10	10.0	
Navy	24	3-7	.429	1-5	.200	1-1	1.000	0-2-2	2.0	0	0	1	0	1	1	8	9.0	
Florida A&M	10	2-4	.500	1-2	.500	0-0	.000	0-2-2	2.0	0	0	0	0	0	1	5	7.7	
vs. La Salle	27	2-8	.250	0-4	.000	1-2	.500	1-1-2	2.0	0	0	2	0	0	2	5	7.0	
North Florida	22	2-5	.400	0-1	.000	3-4	.750	0-1-1	1.8	3	0	1	0	0	1	7	7.0	
at Minnesota	19	2-8	.250	1-5	.200	1-2	.500	0-2-2	1.8	1	0	1	0	0	1	6	6.8	
vs. Princeton	20	4-7	.571	3-4	.750	1-2	.500	0-5-5	2.3	0	0	1	2	1	0	12	7.6	
Boston University	* 28	9-15	.600	5-7	.714	3-3	1.000	0-7-7	2.9	2	0	2	4	0	0	26	9.9	
at George Washington	27	6-14	.429	1-7	.143	0-2	.000	2-3-5	3.1	3	0	3	1	1	1	13	10.2	
at Hawai'i	22	3-5	.600	1-3	.333	1-1	1.000	0-1-1	2.9	1	0	1	2	0	2	8	10.0	
vs New Mexico State	18	0-5	.000	0-1	.000	2-3	.667	2-2-4	3.0	3	0	0	0	0	0	2	9.3	
vs Middle Tennessee	5	0-1	.000	0-1	.000	0-0	.000	0-0-0	2.8	0	0	0	1	0	0	0	8.5	
at Pittsburgh	29	2-7	.286	0-2	.000	4-4	1.000	0-0-0	2.5	1	0	1	1	1	1	8	8.5	
at Georgia Tech	23	3-8	.375	0-3	.000	0-1	.000	0-5-5	2.7	2	0	0	2	1	2	6	8.3	
Florida State	* 15	2-5	.400	1-3	.333	0-0	.000	0-0-0	2.5	1	0	0	3	0	1	5	8.1	
at Clemson	* 29	6-16	.375	1-6	.167	3-5	.600	3-4-7	2.8	2	0	1	0	1	1	16	8.6	
Duke																		
at NC State																		
Louisville																		
at Florida State																		
Pittsburgh																		
at Virginia Tech																		
Wake Forest																		
at Boston College																		
Virginia																		
Syracuse																		
at Notre Dame																		
Boston College																		
at North Carolina																		
Virginia Tech																		

CAREER HIGHS

Points

Career: 26 Boston University, 12/5/17
ACC: 16 at Clemson, 1/13/18

Rebounds

Career: 7 2x, last at Clemson, 1/13/18
ACC: 7 at Clemson, 1/13/18

Assists

Career: 5 Gardner-Webb, 11/10/17
ACC: 1 2x, last at Clemson, 1/13/18

Steals

Career: 2 3x, last at Georgia Tech, 1/3/18
ACC: 2 at Georgia Tech, 1/3/18

Blocked Shots

Career: 1 6x, last at Clemson, 1/13/18
ACC: 1 3x, last at Clemson, 1/13/18

Field Goals

Career: 9 Boston University, 12/5/17
ACC: 6 at Clemson, 1/13/18

Field-Goal Attempts

Career: 16 at Clemson, 1/13/18
ACC: 16 at Clemson, 1/13/18

Free Throws

Career: 4 at Pitt, 12/30/17
ACC: 4 at Pitt, 12/30/17

Free-Throw Attempts

Career: 5 at Clemson, 1/13/18
ACC: 5 at Clemson, 1/13/18

3-Point Field Goals

Career: 5 Boston University, 12/5/17
ACC: 1 2x, last at Clemson, 1/13/18

3-Point Field-Goal Attempts

Career: 7 Boston University, 12/5/17
ACC: 6 at Clemson, 1/13/18

Minutes

Career: 29 2x, last at Clemson, 1/13/18
ACC: 29 2x, last at Clemson, 1/13/18

CAREER STATISTICS

Season	GP	GS	Min.	Avg.	3-Point			Free Throws			Rebounds			Scoring											
					FG	FGA	Pct.	FT	FTA	Pct.	Off.	Def.	Tot.	Avg.	PF	FO	Ast.	TO	Blk	Stl	Pts.	Avg.			
2017-18	16	3	343	21.4	50	120	.417	17	57	.298	20	30	.667	9	36	45	2.8	19	0	19	18	6	14	137	8.6



2017-18 MIAMI BASKETBALL ROSTER

NUMERICAL ROSTER

No.	Name	Yr.	Pos.	Ht.	Wt.	Hometown/Previous School
0	Ja'Quan Newton	Sr.	G	6-3	191	Philadelphia, Pa. / Neumann-Goretti HS
1	Dejan Vasiljevic	So.	G	6-3	203	Melbourne, Australia / Australian Institute of Sport
2	Chris Lykes	Fr.	G	5-7	161	Mitchellville, Md. / Gonzaga College HS
3	Anthony Lawrence II	Jr.	G	6-7	210	St. Petersburg, Fla. / Lakewood Senior HS
4	Lonnie Walker IV	Fr.	G	6-5	204	Reading, Pa. / Reading HS
5	Mike Robinson	Sr.	G	5-10	170	New Britain, Conn. / New Britain HS
10	Miles Wilson^	So.	G	6-5	198	Baltimore, Md. / Mount St. Mary's
11	Bruce Brown Jr.	So.	G	6-5	205	Boston, Mass. / Vermont Academy
14	Rodney Miller Jr.	So.	C	7-0	255	Laurelton, N.Y. / Oak Hill Academy
15	Ebuka Izundu	Jr.	C	6-10	235	Charlotte, N.C. / Victory Christian Center / Nigeria
20	Dewan Huell	So.	F	6-11	236	Miami, Fla. / Miami Norland HS
21	Sam Waardenburg	R-Fr.	F	6-10	217	Henderson, New Zealand / Rangitoto College
22	Deng Gak#	Fr.	F	6-10	195	Sydney, Australia / Blair Academy (N.J.)
35	Chris Stowell	Sr.	F	6-6	208	Exeter, N.H. / Tilton School (N.H.) / Exeter HS

ALPHABETICAL ROSTER

No.	Name	Yr.	Pos.	Ht.	Wt.	Hometown/Previous School
11	Bruce Brown Jr.	So.	G	6-5	205	Boston, Mass. / Vermont Academy
22	Deng Gak#	Fr.	F	6-10	195	Sydney, Australia / Blair Academy (N.J.)
20	Dewan Huell	So.	F	6-11	236	Miami, Fla. / Miami Norland HS
15	Ebuka Izundu	Jr.	C	6-10	235	Charlotte, N.C. / Victory Christian Center / Nigeria
3	Anthony Lawrence II	Jr.	G	6-7	210	St. Petersburg, Fla. / Lakewood Senior HS
2	Chris Lykes	Fr.	G	5-7	161	Mitchellville, Md. / Gonzaga College HS
14	Rodney Miller Jr.	So.	C	7-0	255	Laurelton, N.Y. / Oak Hill Academy
0	Ja'Quan Newton	Sr.	G	6-3	191	Philadelphia, Pa. / Neumann-Goretti HS
5	Mike Robinson	Sr.	G	5-10	170	New Britain, Conn. / New Britain HS
35	Chris Stowell	Sr.	F	6-6	208	Exeter, N.H. / Tilton School (N.H.) / Exeter HS
1	Dejan Vasiljevic	So.	G	6-3	203	Melbourne, Australia / Australian Institute of Sport
21	Sam Waardenburg	R-Fr.	F	6-10	217	Henderson, New Zealand / Rangitoto College
4	Lonnie Walker IV	Fr.	G	6-5	204	Reading, Pa. / Reading HS
10	Miles Wilson^	So.	G	6-5	198	Baltimore, Md. / Mount St. Mary's

^ sitting out 2017-18 season per NCAA transfer regulations

redshirting 2017-18 season

Head Coach: Jim Larrañaga, Providence '71, seventh season

Associate Head Coach: Chris Caputo, Westfield State (Mass.) '02, seventh season

Assistant Coach: Jamal Brunt, Randolph-Macon '03, third season

Assistant Coach: Adam Fisher, Penn State '06, '09, third season

Director of Operations: Lamont Franklin, UNC Wilmington '97, first season

Strength & Conditioning Coach: Steve Felde, Concordia University (Wis.) '03

Associate Athletic Trainer: Javier Jimenez, Temple '06

Associate Director of Operations: Jeff Dyer, Delaware '14

Player Development Assistant: Chaison Allen, Northeastern '11

PRONUNCIATION GUIDE

Dewan Huell Duh-WAHN HUE-ull
 Ebuka Izundu ee-BOO-kuh ee-ZOON-du
 Ja'Quan Newton Juh-QUAN
 Chris Stowell Stole
 Dejan Vasiljevic DAY-on Vass-EE-luh-vitch

HC Jim Larrañaga LARE-uh-NAY-guh
 AC Chris Caputo Cuh-POO-toe
 SC Steve Felde FELL-dee
 AT Javier Jimenez Hah-VEE-air Him-EN-ez

CLASS BREAKDOWN

FRESHMEN (4)

Deng Gak
 Chris Lykes
 Sam Waardenburg*
 Lonnie Walker IV
 * - Redshirt

SOPHOMORES (5)

Bruce Brown Jr.
 Dewan Huell
 Rodney Miller Jr.
 Dejan "DJ" Vasiljevic
 Miles Wilson

JUNIORS (2)

Ebuka Izundu
 Anthony Lawrence II

SENIORS (3)

Ja'Quan Newton
 Mike Robinson
 Chris Stowell

GEOGRAPHIC BREAKDOWN

UNITED STATES

Connecticut
 Mike Robinson

Florida

Dewan Huell
 Anthony Lawrence II

Maryland

Chris Lykes
 Miles Wilson

Massachusetts

Bruce Brown Jr.

New Hampshire

Chris Stowell

New York

Rodney Miller Jr.

Pennsylvania

Ja'Quan Newton
 Lonnie Walker IV

INTERNATIONAL

Australia

Dejan Vasiljevic
 Deng Gak

New Zealand

Sam Waardenburg

Nigeria


Ebuka Izundu



TV/RADIO ROSTER



0 JA'QUAN NEWTON
Senior • G • 6-3 • 191
Philadelphia, Pa.



1 DEJAN VASILJEVIC
Soph. • G • 6-3 • 203
Melbourne, Australia



2 CHRIS LYKES
Freshman • G • 5-7 • 161
Mitchellville, Md.




3 ANTHONY LAWRENCE II
Junior • G • 6-7 • 210
St. Petersburg, Fla.



4 LONNIE WALKER IV
Freshman • G • 6-4 • 204
Reading, Pa.



5 MIKE ROBINSON
Senior • G • 5-10 •
New Britain, Conn.



10 MILES WILSON
Soph. • G • 6-5 • 198
Baltimore, Md.




11 BRUCE BROWN JR.
Soph. • G • 6-5 • 205
Boston, Mass.



14 RODNEY MILLER JR.
Soph. • C • 7-0 • 255
Laurelton, N.Y.



15 EBUKA IZUNDU
Junior • C • 6-10 • 235
Charlotte, N.C.




20 DEWAN HUELL
Soph. • C • 6-11 • 236
Miami, Fla.



21 SAM WAARDENBURG
R-Freshman • F • 6-10 • 217
Henderson, New Zealand



22 DENG GAK
Freshman • F • 6-10 • 195
Sydney, Australia



35 CHRIS STOWELL
Senior • F • 6-6 • 208
Exeter, N.H.



JIM LARRAÑAGA
Head Coach



CHRIS CAPUTO
Associate Head Coach



JAMAL BRUNT
Assistant Coach



ADAM FISHER
Assistant Coach