



CONTACT: Amy Woodruff, Associate Communications Director  
 O: (305) 284-3241 | C: (813) 410-1194  
 A.Woodruff@miami.edu | @CanesHoops

**2013-14 SCHEDULE**

DATE	OPPONENT	TV/RPI	TIME/SCORE
Oct. 30	Florida Tech (exh.)		W, 84-55
Nov. 8	St. Francis Brooklyn	147	L, OT, 62-66
Nov. 11	Georgia Southern	318	W, OT, 81-80
Nov. 14	Texas Southern	292	W, 84-69
Nov. 18	at College of Charleston &	208	W, 70-54
Nov. 21	UCF	223	L, 58-63
<b>DIRECTV Wooden Legacy (Anaheim, Calif.)</b>			
Nov. 28	vs. RV/- George Washington	22	L, OT, 63-71
Nov. 29	vs. Cal State Fullerton	296	W, 48-46
Dec. 1	vs. RV/RV Arizona State	60	W, 60-57
Dec. 4	at Nebraska!	91	L, 49-60
Dec. 8	Virginia Tech*	190	L, OT, 60-61
Dec. 19	at Savannah State	300	W, 68-51
Dec. 22	La Salle	68	W, 71-58
Dec. 30	Loyola (MD)	234	W, 71-48
Jan. 4	at No. 2 Syracuse*	6	L, 49-44
Jan. 8	at RV/RV North Carolina*	56	W, 63-57
Jan. 15	Florida State*	26	L, 53-63
Jan. 18	at Georgia Tech*	152	W, 56-42
Jan. 22	No. 18 Duke*	19	L, 46-67
Jan. 25	No. 2 Syracuse*	6	L, 52-64
Jan. 29	at Maryland*	ACCN	9 p.m.
Feb. 1	Norfolk State	ESPN3	4 p.m.
Feb. 5	No. 20/19 Pittsburgh*	RSN	7 p.m.
Feb. 8	NC State*	RSN	2 p.m.
Feb. 10	at Florida State*	ESPNU	9 p.m.
Feb. 15	at Virginia Tech*	RSN	6 p.m.
Feb. 19	Notre Dame*	RSN	9 p.m.
Feb. 22	Boston College*	ACCN	12 p.m.
Feb. 26	at RV/RV Virginia*	RSN	7 p.m.
March 1	at NC State*	ACCN	12 p.m.
March 4	at Clemson*	ACCN	8 p.m.
March 8	Wake Forest*	RSN	2 p.m.
March 12	ACC Tournament		

All home games are played at the BankUnited Center  
 Game times are ET and subject to change  
 \* ACC game ! Big Ten/ACC Challenge  
 & First game of Wooden Legacy, played in Charleston, S.C.  
 ACCN - ACC Network RSN - Regional Sports Network  
 All conference games on an ESPN network will also be available on WatchESPN.  
 All conference games carried on ACCN or RSN will also be available on ESPN3.  
 All games can be heard on WQAM 560 and Canes All Access on HurricaneSports.com

**SOCIAL MEDIA**

**Website:** HurricaneSports.com  
**Twitter, Instagram, Facebook:** @CanesHoops

**MIAMI MEDIA GUIDE**

Miami is not printing media guides again this season.



**MIAMI**

HURRICANES  
 (10-9, 2-5)

**NATIONAL RANKING**

--/--

**LAST TIME OUT**

L, 64-52 vs. Syracuse

**STATISTICAL LEADERS**

**Points per Game**

Rion Brown, 13.4

Kirk/Adams, 9.6

**Rebounds per Game**

Rion Brown, 6.3

**Assists per Game**

Garrius Adams, 2.9

**MARYLAND**

TERRAPINS  
 (11-9, 3-4)

**NATIONAL RANKING**

--/--

**LAST TIME OUT**

L, 83-79 vs. Pittsburgh

**STATISTICAL LEADERS**

**Points per Game**

Dez Wells, 14.6

Jake Layman, 12.5

**Rebounds per Game**

Evan Smotrycz, 6.8

**Assists per Game**

Roddy Peters, 2.9

**SETTING THE SCENE**

Jan. 29, 2014 | 9 p.m.  
 Comcast Center | College Park, Md.

**TV:** ACCN

**Radio:** 560 WQAM

**Web:** WQAM.com | Watch ESPN

After leading Miami to the 2013 NCAA Sweet 16 and winning the school's first ACC regular season and tournament championships, **Jim Larrañaga** was honored as the AP, Naismith, USBWA Henry Iba, Adolph Rupp Cup and ACC Coach of the Year. The Bronx, N.Y., native helped Miami to a No. 2 national ranking by both the AP and USA TODAY, and a No. 2 seed in the NCAA Tournament. He is the 10th coach in the last 10 years to lead two top-10 programs.



**THE GAME**

Miami looks to improve its 2-1 ACC road record when the Canes hit the road for a Jan. 29 matchup against the Maryland Terrapins in College Park.

**THE SERIES**

Miami is 13-8 in the all-time series against Maryland, which dates back to the 1948-49 season. The Canes are 10-4 against the Terrapins at home, 2-0 at neutral sites and 1-4 on the road. Miami won the last matchup against Maryland, defeating the Terrapins, 54-47, on Jan. 13, 2013 at BankUnited Center in Coral Gables.

**THE BROADCASTS**

Catch the game on ACC Network with Tim Brant and Eddie Fogler making the call. Watch the game in Miami-Fort Lauderdale-MY 33, West Palm Beach-Ft. Pierce-My 15. Also check out the game on 560 WQAM Radio with Joe Zagacki, the Voice of the Hurricanes.

**THE COACH**

Head coach Jim Larrañaga has a 529-363 overall record in his 30th season as a head coach. He is 59-29 in his third season at the University of Miami.

**THE POLLS** (as of Jan. 27)

KenPom.com: Miami - 79, Maryland - 69.

NCAA RPI: Miami - 88, Maryland - 73.

**THE WEATHER**

Projected temperatures on game day: Coral Gables - 78/64. College Park - 26/14.

**UP NEXT**

Miami returns to the BankUnited Center for a three-game homestand against Norfolk State (Feb. 1), No. 20/19 Pittsburgh (Feb. 5) and NC State (Feb. 8).

2013-14 ROSTER

#	Name	Pos.	Ht.	Wt.	Yr.	Hometown   Previous School (s)
2	Corn Elder	G	5-10	173	Fr.	Nashville, Tenn.   Ensworth HS <i>On football scholarship at UM ... Not expected to play basketball after fall football injury ... Named football &amp; basketball PoY by The Tennessean.</i>
3	Steve Sorenson	G	6-0	161	So.	Dallas, Texas   St. Mark's School of Texas <i>Walk on who played in eight games as a freshman ... First (and only) career point was a free throw against Duke on Jan. 23, 2013.</i>
4	Raphael Akpejori	F	6-9	241	Sr.	Lagos, Nigeria   Sunrise Christian Academy (Kan.) <i>Rebound in each of last 11 outings ... Played 18 minutes at Georgia Tech with two rebounds and a steal ... Engineering major.</i>
5	Davon Reed	G	6-6	208	Fr.	Ewing, N.J.   Princeton Day School (N.J.) <i>Shooting guard playing out of position at the point ... Notched 16 points in 25 min. against Syracuse (1/25) ... Season-best 19 pts vs. ASU.</i>
11	Mike Fernandez	G	6-1	189	Fr.	Coral Gables, Fla.   Belen Jesuit <i>Walk on raised in Coral Gables, Fla. ... H.M. All-Dade County ... Hit 40 percent of field goals senior season.</i>
12	Justin Heller	G	6-2	177	Sr.	Boca Raton, Fla.   West Boca Raton Community <i>Walk on who earned scholarship Spring 2014 semester ... Played in 16 career games ... Scored first career points against Charlotte in 2012.</i>
15	Rion Brown	G	6-6	211	Sr.	Hinesville, Ga.   Liberty County <i>3FG% is 37.8 in ACC games, after 29.3% in non-conference ... 7+ rebounds in 10 games ... Leads team with 14 double-digit point games.</i>
20	Manu Lecomte	G	5-11	159	Fr.	Brussels, Belgium   Athene des Pagodes <i>Season high 16 points at GT and tied season best of 4 rebounds ... Returned to starting 5 vs. FSU, first since 11/28 vs. GWU.</i>
21	Erik Swoope	F	6-5	220	Sr.	Lake Elsinore, Calif.   Harvard-Westlake <i>Career game at UNC: 14 points, four rebounds, two steals, an assist &amp; a block in career-best 25 min ... Max bench press is 365 pounds.</i>
22	Donnavan Kirk	F	6-9	228	Gr.	Pontiac, Mich.   DePaul   Detroit Country Day HS <i>Hitting 53.1% FG and 42.9% 3FG in ACC games, hit only 49.0 FG and 25.0 3FG in non-conference ... Block in 16 games.</i>
23	Tonye Jekiri	C	7-0	235	So.	Hialeah, Fla.   Champagnat Catholic School   Nigeria <i>Career-best 10 rebounds at UNC with three blocks and two steals ... 9 rebounds and 8 points vs. Duke ... Native of Nigeria.</i>
25	Garrus Adams	G	6-6	200	Gr.	Apex, N.C.   Middle Creek <i>3.6 assists per game in ACC play with 3.1 a/to ratio ... Career high 20 points vs. UCF &amp; 2 steals and 8 rebs ... 9 pts, 9 rebs, 4 assists vs. ASU.</i>
35	James Kelly	F	6-7	246	Jr.	Ann Arbor, Mich.   Owens CC   Pioneer HS <i>Two-straight career-high games with 17 points vs. TSU, then 18 points at CofC ... 12 points, 9 rebounds in ACC debut vs. Virginia Tech.</i>

REDSHIRTS (\*will sit out 2013-14 season and have two years of eligibility remaining)

1	Deandre Burnett	G	6-2	191	Fr.	Miami, Fla.   Carol City HS <i>Sustained left wrist injury, will redshirt rookie season ... 2012 Parade All-American ... Avg. 37 ppg as a senior, third in the nation.</i>
10	Sheldon McClellan *	G	6-5	206	Jr.	Houston, Texas   Texas   Bellaire <i>Played 68 games, starting 24 at Texas ... In two seasons averaged 12.4 ppg, 3.6 rpg, 0.7 apg.</i>
13	Angel Rodriguez *	G	5-11	181	Jr.	Cupey, P.R.   Kansas State   Miami Krop HS <i>NABC All-District, All-Big 12, Big 12 All-Defensive Team ... Big 12 Co-Champions ... Played 65 career games, averaging 9.8 ppg, 4.2 apg.</i>

LARRAÑAGA BY THE NUMBERS

1 - Coach Jim Larrañaga is one of four ACC coaches with a Final Four appearance to his credit.

4 - In 2006, Coach Jim Larrañaga became the first coach at a mid-major school to take his team to the NCAA Final Four in 27 years.

7 - Larrañaga is no stranger to the ACC. In his seven seasons as an assistant coach at Virginia, the Cavaliers participated in the NCAA Final Four in 1981 and 1984, won three ACC Championships and finished in the Top 5 of the AP rankings.

14 - Larrañaga has made 14 postseason appearances in the past 23 years, including six NCAA tournaments.

30 - Larrañaga is in his 30th year as a head coach and has successfully transitioned three institutions into successful programs: Miami, Bowling Green and George Mason.

LARRAÑAGA - WHY MIAMI?

Along with returning to the best basketball conference in the country, Coach L had a few personal reasons for accepting the head coaching job at Miami. Coach's grandfather was from Cuba, where he produced the Larrañaga [lare-en-YAH-ga] cigar. Coach's father was raised in Key West before moving to The Bronx, N.Y., getting married and raising six children. Coach L was raised in The Bronx, but vacationed to Florida as a boy. He also has owned a house in Sarasota - which he bought from Dick Vitale's daughter - for eight years, and three of his siblings have retired to Florida.

MIAMI VS. MARYLAND (13-8)

Since the rebirth of Miami basketball in 1985: 9-4

Since joining the ACC in 2004-05: 9-4

Since the arrival of Jim Larrañaga in 2011-12: 2-1

1/28/49	L	43-42	(h)	
1/29/49	W	58-48	(h)	
2/1/54	L	63-57	(h)	
1/22/62	L	71-68	(h)	
12/29/64	W	80-73	(h)	
1/30/68	W	93-73	(h)	
12/21/68	W	92-85	(n)	
12/29/70	L	111-77	(h)	
2/5/05 (OT)	W	75-73	(h)	Rebirth/Joined ACC
1/7/06	W	84-70	(h)	
3/1/06	L	65-61	(a)	
1/10/07	W	63-58	(a)	
3/8/07	W	67-62	(n)	
2/23/08	W	78-63	(h)	
1/14/09	W	62-60	(h)	
1/31/09	L	73-68	(a)	
1/26/10	L	59-81	(a)	
3/2/11	W	80-66	(h)	
2/1/12 (2OT)	W	90-86	(h)	Coach L arrived
2/21/12	L	75-70	(a)	
1/13/13	W	54-47	(h)	

PRONUNCIATIONS

Players

5	Davon Reed	Dave-on
10	Raphael Akpejori	AHK-peh-jour-ee
15	Rion Brown	Ryan
20	Manu Lecomte	Man-ew La-cont
21	Erik Swoope	Swoope
23	Tonye Jekiri	Tahn-yay Jah-kEEr-EE
25	Garrus Adams	GARY-us

Coaches

Jim Larrañaga	LARE-uh-NAY-guh
Michael Huger	HUE-gur
Chris Caputo	Ca-poo-toe

CLASS BREAKDOWN

Graduates	Garrus Adams, Donnavan Kirk
Seniors	Raphael Akpejori, Rion Brown Justin Heller, Erik Swoope
Juniors	James Kelly, Sheldon McClellan Angel Rodriguez

Sophomores Tonye Jekiri, Steve Sorenson

Freshmen Deandre Burnett, Cornelius Elder  
Mike Fernandez, Manu Lecomte, Davon Reed

GEOGRAPHIC BREAKDOWN

BELGIUM  
Brussels Manu Lecomte

NIGERIA  
Lagos Raphael Akpejori

PUERTO RICO  
Cupey Angel Rodriguez

UNITED STATES  
California Erik Swoope

Florida Deandre Burnett, Mike Fernandez  
Justin Heller, Tonye Jekiri

Georgia Rion Brown

Michigan James Kelly, Donnavan Kirk

New Jersey Davon Reed

North Carolina Garrus Adams

Tennessee Corn Elder

Texas Steve Sorenson, Sheldon McClellan

2013-14 ACC STANDINGS

As of Jan. 27, 2014

1.	Syracuse	6-0	1.000	19-0	1.000
2.	Pitt	6-1	.857	18-2	.900
3.	Virginia	6-1	.857	15-5	.750
4.	Duke	5-2	.714	16-4	.800
5.	Wake Forest	4-3	.571	14-6	.700
6.	Clemson	4-3	.571	13-6	.684
7.	Florida State	4-3	.571	13-6	.684
8.	NC State	3-4	.429	13-7	.650
9.	Maryland	3-4	.429	11-9	.550
10.	North Carolina	2-4	.333	12-7	.632
11.	Georgia Tech	2-5	.286	11-9	.550
12.	Notre Dame	2-5	.286	11-9	.550
13.	Miami	2-5	.286	10-9	.526
14.	Boston College	1-5	.167	5-14	.263
15.	Virginia Tech	1-6	.143	8-11	.421

Miami was picked to finish 12th in the ACC this season.

**2013-14 QUICK HITS**

- 9 newcomers (8 scholarship)
- 6 players return (4 scholarship)
- 0 starters return
- Nine scholarship players are available for 2013-14 season.
- 2 players will redshirt after transferring from Division I schools. One will redshirt due to injury.
- Six seniors in 2013-14, after having five seniors - who all earned their academic degree - last season.
- Miami is the only ACC team with zero returning starters. Additionally, Miami lost its six top players, who started 174 combined games. Rion Brown is the only Hurricane to start any games (6) last season, so the Canes return 6-of-180 starts, which is 3.3 percent.
- Miami returns 13.3 percent of points scored (9.3 ppg), 14.2 percent of rebounds (5.1 rpg) and 1.0 percent of assists (1.1 per game), all the lowest in the ACC.
- Coach Jim Larrañaga is one of five active ACC coaches with 400 or more wins.
- Miami's freshman class includes: Deandre Burnett - third in the nation in scoring as a senior with 37 ppg; Manu Lecomte - Belgium second division player; and Davon Reed - 2,000 point scorer who averaged 24 ppg as a senior.
- Two transfers joined the Canes this season in James Kelly, who averaged 17.9 ppg and 10.0 rpg in two JC seasons and Donnavan Kirk, who played 54 games for DePaul the past two seasons, leading the team in blocked shots.
- One year ago, Miami was selected fourth by the coaches and fifth by the media in preseason ACC polls, but finished the season as the regular season and tournament champion.
- Miami started the 2012-13 season unranked, but jumped to No. 2/2 in the nation by Feb. 18. The Canes ended the season No. 5/10.
- At that same Operation Basketball, zero Hurricanes were selected for preseason All-ACC teams. At the end of the championship season, Jim Larrañaga was Coach of the Year, Shane Larkin was Player of the Year (coaches), and Durand Scott was Defensive Player of the Year while Larkin (1st & defensive), Kenny Kadji (2nd), and Scott (H.M. & defensive) were selected to ACSMA All-ACC teams. The coaches picked Scott for third team and Julian Gamble was listed on the Defensive Team with Scott and Larkin.
- Miami's top six players from the 2013 ACC Championship season combined for 5,399 career points, 2,744 rebounds, 966 assists, 480 steals, 369 blocked shots and 412 starts.
- All six of those six players have played professionally since graduating: Dallas Maverick Shane Larkin was selected No. 18 in the NBA Draft; Kenny Kadji (Cavaliers) and Trey McKinney Jones (Bucks) were with NBA teams during the preseason; Reggie Johnson was selected in the D-League Draft by the Delaware 87ers, Julian Gamble is playing in France and Durand Scott is in Spain.
- Shane Larkin was picked No. 18 overall in the 2013 NBA Draft. The ACC led all conferences with eight players selected in the Draft. Every ACC team has had at least one first round selection. With its four first-round selections, the ACC extends its streak of having at least one first-round draft pick to 25 consecutive years (1989-2013). Over the past five years (2009-13), the ACC leads all conferences with 27 first round picks.
- In 2013 Miami won the ACC regular season and tournament championships. The last team to win both titles outright was North Carolina in 2008. (Duke tied with Maryland in 2010 for regular season).
- Miami is the only school not from the state of North Carolina to win both the ACC regular season and tournament titles outright in the same season. (Georgia Tech was regular season tri-champion in 1985).

**STIFLING D BY THE HURRICANES**

After playing man-to-man defense 95 percent of the time in his first 40 years of coaching, Jim Larrañaga's team is now playing zone 95 percent of the game.

With the zone, Miami has held its last 13 opponents to less than 70 points, and only two teams overall this season have scored more than 70 points on the Canes (80-Georgia Southern, 71-George Washington). Prior to the game against Florida State, UM held five-straight opponents to fewer than 60 points.

In the last six conference games, Miami has held Syracuse (twice), North Carolina, Florida State, Georgia Tech and Duke considerably below their offensive season scoring averages. Those six teams entered the game with the Canes averaging a combined 75.8 points per game, but have been held to an average of 57 ppg.

Team	PPG	FG%	3FG%
Syracuse	76.2	47.4	36.6
SU vs. UM	49	36.2	20.0
UNC	79.1	46.7	32.7
UNC vs. UM	57	30.8	23.8
FSU	74.3	47.6	35.2
FSU vs. UM	63	45.7	46.7
GT	70.7	44.2	29.8
GT vs. UM	42	29.5	20.0
Duke	82.6	48.4	41.4
Duke vs. UM	67	42.9	32.0
Syracuse	72.0	46.1	34.6
SU vs. UM	64	44.7	45.5

**LECOMTE COMPARED TO LARKIN**

Freshman Manu Lecomte's conference stats are comparable to Shane Larkin's during his rookie year at the U.

	GP-S	MPG	PPG	FG%	3FG%	FT%	A	S
Lecomte	7-4	29.6	7.3	36.4	30.8	83.3	21	3
Larkin	7-3	23.0	4.6	29.0	23.5	1.000	19	16

**WHAT A DIFFERENCE A YEAR MAKES**

A season ago, only two of Miami's top seven guys were playing for the Canes, while another was out with injury. Four of Miami's current top seven players were scattered across the world playing ball. Rion Brown was Miami's seventh man, averaging 11 points, 1.7 rebounds and 0 assists in 20.0 minutes after three ACC games. Garrius Adams was sitting out the season while rehabbing a knee injury, and Donnavan Kirk was playing at DePaul in the BIG EAST Conference. James Kelly was playing at Owens Community College while Davon Reed was still playing prep ball at Princeton Day School (N.J.). Manu Lecomte was playing as an amateur in a professional league in Belgium and Tonye Jekiri was averaging 1.3 points and 2.3 rebounds in 5.3 minutes per ACC game.

**COACH L VS. THE ACC**

Coach Larrañaga has .500 or above winning percentage against all 11 returning ACC schools, and is 0-2 against the nationally ranked newcomer, Syracuse. Notably, Coach L is 6-4 combined against Duke and North Carolina.

vs. Boston College 5-0	vs. North Carolina State 2-2
vs. Clemson 3-0	vs. Notre Dame 0-0
vs. Duke 2-2	vs. Pittsburgh 0-0
vs. Florida State 2-2	vs. Syracuse 0-2
vs. Georgia Tech 4-1	vs. Virginia 1-1
vs. Maryland 2-1	vs. Virginia Tech 3-1
vs. North Carolina 4-2	vs. Wake Forest 1-1

**SERIES VS. MARYLAND**

Overall	Miami leads 13-8
Games at Miami	10-4
Games at College Park	1-4
Games on neutral courts	2-0
Current streak	Miami won 1
Last meeting	Jan. 13, 2013. W, 54-47
Larrañaga at UM vs. Maryland	2-1

**DID YOU KNOW .....**

Miami has only three players 6-foot-9 or taller, and six guys are between 6'5 and 6'7, while seven Canes are 5'11 to 6'2.

Miami men's basketball has graduated 30 of 31 players in the past nine years and in just two seasons under Larrañaga, the team has had all nine seniors earn their degree. All six seniors on the 2013 ACC Championship team earned their degree, including current senior Garrius Adams.

Coach L became the first Miami coach to win 20+ games in his first two seasons at UM and only the fourth of 12 UM coaches to post two 20-win seasons.

Former Cane Rick Barry was named one of the Greatest Players in NBA History.

Miami native and former Cane James Jones won the 2010-2011 NBA All-Star Weekend 3-Point Contest and the NBA Championship in the 2011-2012 season.

Six-time NBA All Star Amar'e Stoudemire enrolled at UM last year and is taking classes to earn his bachelor's degree.

UM is in its 10th season in the ACC.

Coach L led the George Mason Patriots to the Final Four with big wins over some of basketball's elite teams such as Michigan State, UNC, and UConn. He was the first coach to take a mid-major to a Final Four in 27 years when his team advanced in 2006.

In 14 years at George Mason, Larrañaga led the Patriots to five NCAA Tournament appearances (2011, 2008, 2006, 2001, 1999), including the 2006 Final Four.

Miami basketball received APR (academic progress rate) Public Recognition Awards for being among the top 10 percent in APR in their sport. Miami ranks in the top 10 percent NCAA men's basketball with a 990 APR.

The University of Miami Department of Athletics recorded a Graduation Success Rate (GSR) of 92 percent. Miami's department-wide GSR is tied for third among ACC schools and 10th overall among FBS programs. UM has exceeded the NCAA average GSR in each of the last nine years.

According to latest US News & World Report rankings, the University of Miami is the top academic institution in the state of Florida and ranks 47th nationally.

The Hurricanes have made at least one trey in 854 of 859 games since the NCAA adopted the 3-point shot in 1986.

Miami has held 712 of its last 713 opponents to less than 100 points. UNC was the last team to score 100+, defeating UM 105-64 on Jan. 31, 2007.

The Canes have averaged 20+ wins in each of the last eight seasons.

UM has played in the postseason 14 of the past 19 years, six of which were in the NCAA Tournament. The Hurricanes have advanced to the postseason seven times in nine seasons, with five NIT appearances and two NCAA appearances.

**UM COMMUNICATIONS**

**Assoc. AD for Communications** Chris Freet  
c.freet@miami.edu  
**MBB Contact** Amy Woodruff  
**Associate Director of Communications**  
**Work/Cell** (305) 284-3241 / (813) 410-1194  
**Email** a.woodruff@miami.edu  
**Website** www.HurricaneSports.com

**2013-14 UM QUICK FACTS**

**Location** Coral Gables, Fla.  
**Stadium** BankUnited Center  
**Press Row** 305-284-2111  
**Capacity** 7,900  
**Enrollment** 15,524  
**Founded** 1925  
**Colors** Orange, Green, White  
**Nickname** Hurricanes  
**Mascot** Sebastian the Ibis  
**Conference** Atlantic Coast  
**President** Dr. Donna E. Shalala  
**Director of Athletics** Blake James  
**Address** 5821 San Amaro Drive  
Coral Gables, Fla. 33146

**2012-13 Overall Record** 29-7  
**Home/Away/Neutral** 14-1/10-3/5-3  
**2012-13 ACC Record** 15-3  
**2012-13 ACC Finish** 1  
**Returning / Lost** 7/6  
**Newcomers** 9

**Head Coach** Jim Larrañaga  
**Alma Mater** Providence, 1971  
**Record at UM** 59-29 / 3rd season  
**Overall Record** 529-363 / 30th season

**STAFF**  
Eric Konkol Wisconsin-Eau Claire, '00  
Michael Huger Bowling Green, '94  
Chris Caputo Westfield (Mass.) State, '02  
**Director of Operations** Adam Fisher  
**Assoc. Director of Operations** Jaime Vathieilil  
**Athletic Trainer** Wes Brown  
**Strength & Conditioning Coach** Steve Felde

**HISTORY**  
**First Season of Basketball** 1926  
**Overall All-Time Record** 931-698  
**Year UM Joined ACC** 2004-05  
**NCAA Appearances** Seven  
1960, 1998, 1999, 2000, 2002, 2008, 2013  
**Last NCAA Appearance** L, 71-61  
Sweet 16 vs. Marquette, 2013  
**NIT Appearances** 10  
1961, 1963, 1964, 1995, 1997,  
2001, 2005, 2006, 2009, 2011  
**Last NIT Appearance** L, 79-64  
Quarterfinals vs. Alabama, 2011

**COMMUNICATIONS POLICIES**

All interview requests for assistant coaches or athletics department staff members must also be approved and cleared by the UM Communications office and/or basketball contact Amy Woodruff. Credential requests are taken via e-mail to Amy Woodruff (A.Woodruff@miami.edu). Any misuse of credentials will result in removal from the BankUnited Center and the permanent voiding of the credential. The UM locker room is closed at all times. For home games, Coach Larrañaga and a handful of Hurricane players will report to the media room for interviews following the opposing team's postgame press conference.

**LED (TIED) THE TEAM IN....**

	Points	Rebounds	Assists	Steals	Blocks
Adams	4	3 (1)	3 (5)	4 (8)	
Akpejiori				(1)	(2)
Brown	4 (1)	3 (3)	4 (6)	1 (6)	
Jekiri		2 (2)	(1)	(4)	2 (3)
Kelly	3			(2)	1 (3)
Kirk	4 (1)	7 (2)			11 (3)
Lecomte	1		4 (2)	1 (4)	
Reed	2		1 (2)	2 (2)	(2)
Swoope				(1)	

**MIAMI IN NATIONAL STATS**

As of Jan. 23, Miami is ranked No. 9 in the country in scoring defense, holding opponents to just 59.0 points per game. The Canes are also ranked No. 32 in field goal percentage defense, at just 39.3 percent. UM is No. 6 in personal fouls per game, No. 7 in fewest fouls, No. 40 in fewest turnovers, No. 47 in turnovers per game.

**COACHING COORDINATORS FOR MIAMI**

Miami's assistant coaching staff is set up in a coordinator system, with Eric Konkol as the offensive coordinator, Michael Huger manning the defense and Chris Caputo handling the scout for every opponent.

**CARDIAC CANES**

Miami leads all ACC schools having played eight games decided by five points-or-less or in overtime. Miami has played four overtime games and four others that were decided in the final minutes. Miami is 1-3 in overtime this season and 2-2 in close games that ended in regulation: wins at Cal State Fullerton and vs. Arizona State, and losses to UCF and at Syracuse.

Opp.	Largest UM lead	Last UM lead	Final score
Syracuse	6, 12:23 (2nd)	5:04 (2nd)	L, 49-44
VT	13, 16:08 (2nd)	4:29 (OT)	L, 61-60 OT
ASU	4, 5:56 (2nd)		W, 60-57
CSF	17, 8:36 (2nd)		W, 48-46
GWU	6, 17:35 (1st)	1:01 (2nd)	L, 71-63 OT
UCF	5, 16:36 (1st)	9:32 (1st)	L, 63-58
GSU	10, 8:52 (2nd)		W, 81-80 OT
SFU	7, 5:53 (1st)	0:58 (2nd)	L, 66-62 OT

**STARTERS BY GAME**

SFB	Lecomte	Adams	Brown	Kirk	Jekiri
GSU	Lecomte	Adams	Brown	Kirk	Jekiri
TSU	Lecomte	Adams	Brown	Kirk	Jekiri
CofC	Lecomte	Adams	Brown	Kirk	Kelly
UCF	Lecomte	Adams	Brown	Kirk	Kelly
GWU	Lecomte	Adams	Brown	Kirk	Jekiri
CSF	Reed	Adams	Brown	Kirk	Kelly
ASU	Reed	Adams	Brown	Kirk	Kelly
NEB	Reed	Adams	Brown	Kirk	Kelly
VT	Reed	Adams	Brown	Kirk	Kelly
SSU	Reed	Adams	Brown	Kirk	Kelly
LaSalle	Reed	Adams	Brown	Kirk	Kelly
Loyola	Reed	Adams	Brown	Kirk	Kelly
Syracuse	Reed	Adams	Brown	Kirk	Kelly
UNC	Reed	Adams	Brown	Kirk	Kelly
FSU	Lecomte	Adams	Brown	Kirk	Jekiri
GT	Lecomte	Adams	Brown	Kirk	Jekiri
Duke	Lecomte	Adams	Brown	Kirk	Jekiri
Syracuse	Lecomte	Adams	Brown	Kirk	Jekiri

**RECORD BY STARTING LINEUP**

Lecomte, Adams, Brown, Kirk, Jekiri	3-5
Lecomte, Adams, Brown, Kirk, Kelly	1-1
Reed, Adams, Brown, Kirk, Kelly	6-3

**FIRSTS UNDER JIM LARRAÑAGA**

First game: Nov. 11, 2011 vs. Tennessee Tech. W, 69-58.  
First starting lineup: Malcolm Grant, Durand Scott, Garrius Adams, Erik Swoope, Kenny Kadji.  
First opening tip: Miami – Kenny Kadji.  
First UM FG: 18:38, Durand Scott, 3-pointer.  
First lead: 18:38, 3-0.  
First halftime score: Tennessee Tech 32, Miami 27.  
First win: Nov. 11, 2011. Miami 69, Tennessee Tech 58.  
Attendance at first game: 3,600.  
First loss: Nov. 25, 2011 at Ole Miss, 64-61 (OT).  
First road win: Dec. 22, 2011 at Charlotte, 76-61.  
First ACC game: Jan. 7, 2012 at Virginia, L, 52-51.  
First ACC win: Jan. 18, 2012 vs. Clemson, 76-73.  
First ACC regular season title: 2012-13

**JIM LARRAÑAGA = PROGRAM CHANGER**

**In Coach L's Two Seasons at Miami ...**

- ACC Regular Season and Tournament Championships
- .710 winning percentage
- Two 20-win seasons
- Two postseason appearances with three victories
- 15 ACC wins in 2013
- One All-American

**Seven Seasons before Coach L at UM ...**

- .561 winning percentage
- Best conference finish was fifth place
- One NCAA Tournament appearance
- Most ACC wins was eight

**In Coach L's 14 Seasons at George Mason ...**

- .626 winning percentage
- 13 straight winning seasons
- A Final Four appearance
- 5 trips to the NCAA tournament
- 9 postseason appearances
- First national ranking
- First appearance in Top 10
- First wins over Top 10 teams
- Winningest coach in league history

**Seven Seasons before Coach L at GMU...**

- .340 winning percentage
- 7 straight losing seasons
- 0 postseason appearances
- Worst team in the CAA

**CANES IN THE NCAA TOURNAMENT**

Season	Coach	Overall	Conf.	Record
1959-60	Bruce Hale	23-4		0-1
1997-98	Leonard Hamilton	18-10	11-7	0-1
1998-99	Leonard Hamilton	23-7	15-3	1-1
1999-00	Leonard Hamilton	23-11	13-3	2-1
2001-02	Perry Clark	24-8	10-6	0-1
2007-08	Frank Haith	23-11	8-8	1-1
<b>2012-13 Jim Larrañaga</b>	<b>29-7</b>	<b>15-3</b>		<b>2-1</b>

**20-WIN SEASONS AT MIAMI**

Season	Coach	Overall	Conf.	W-L	Postseason
1946-47	Hart Morris	20-7			
1959-60	Bruce Hale	23-4			NCAA
1960-61	Bruce Hale	20-7			NIT
1962-63	Bruce Hale	23-5			NIT
1963-64	Bruce Hale	20-7			NIT
1964-65	Bruce Hale	22-4			
1998-99	Leonard Hamilton	23-7	BIG EAST	15-3	NCAA
1999-00	Leonard Hamilton	23-11	BIG EAST	13-3	NCAA
2001-02	Perry Clark	24-8	BIG EAST	10-6	NCAA
2007-08	Frank Haith	23-11	ACC	8-8	NCAA
2009-10	Frank Haith	20-13	ACC	4-12	
2010-11	Frank Haith	21-15	ACC	6-10	NIT
2011-12	Jim Larrañaga	20-13	ACC	9-7	NIT
2012-13	Jim Larrañaga	29-7	ACC	15-3	NCAA

**US NEWS AND WORLD REPORT**

According to latest US News & World Report rankings, the University of Miami is the top academic institution in the state of Florida and ranks 47th nationally.

**RION BROWN REBOUNDS**

Senior Rion Brown, a 6-6 guard is averaging 6.3 rebounds, up from his 2.2 career average prior to the season. This season Brown has grabbed seven or more rebounds in 10 games. In his previous three seasons, he had only three games with 7+ boards. He pulled down seven once last year and had games with eight and seven as a rookie.

Year	Games	Rebounds	Average
Freshman	36	72	2.0
Sophomore	31	86	2.8
Junior	36	72	2.0
Senior	19	119	6.3

**RESERVES BECOME STARTERS**

After playing as reserves a season ago, Rion Brown and Tonye Jekiri have upped their production on the stat sheet. Garrius Adams, who last played during the 2011-12 campaign, has also improved his numbers.

	Year	PPG	RPG	MPG
<b>Brown</b>	2012-13	6.4	2.0	22.2
	2013-14	13.4	6.3	34.3
<b>Jekiri</b>	2012-13	1.4	1.6	6.9
	2013-14	3.8	4.8	19.3
<b>Adams</b>	2011-12	4.5	2.1	16.8
	2013-14	9.6	4.2	34.0

**JEKIRI POSTS CAREER HIGHS**

In his rookie campaign, Jekiri totalled 47 points, 55 rebounds and 11 blocks in 34 games. In 19 games so far this season, Jekiri has 73 points, 91 rebounds and 15 blocks.

Jekiri notched career-bests in points (10) against Loyola and both rebounds (10) and blocks (3) at North Carolina.

Year	Games	Points	Rebounds	Blocks	Minutes
2012-13	34	47	55	11	235
2013-14	19	73	91	15	366

**SHARING THE LEAD**

Nine Canes have shared team-highs in five statistical categories this season. Six guys have led the team in scoring and four have led or shared top rebounding honors. Five Canes led in assists, eight in steals and five in blocks. *For a complete chart, see page 4 of the notes.*

**MIAMI'S LARGEST IN 2013-14**

<b>Lead</b>	33, vs. Loyola, 12/30
<b>Deficit</b>	23, vs. Duke, 1/22
<b>Margin of Victory</b>	23, vs. Loyola, 12/30
<b>Margin of Defeat</b>	21, vs. Duke, 1/22
<b>Halftime Lead</b>	23, vs. Loyola, 12/30
<b>Halftime Deficit</b>	12, vs. Duke, 1/22
<b>Deficit in Win</b>	12, vs. Texas Southern, 11/14
<b>Halftime Deficit in Win</b>	--
<b>Lead in Loss</b>	13, vs. Virginia Tech, 12/8
<b>Halftime Lead in Loss</b>	8, vs. Virginia Tech, 12/8

**2013-14 SIGNING CLASS**

A consensus Top 60 player, Ja'Quan Newton of Neumann-Goretti High in Philadelphia, is a 6-2, 180-pound guard listed as the No. 55 player in ESPN's Top 100 list. James Palmer, a senior at St. John's College High, is a 6-foot-4, 180-pound guard from Washington, D.C., who helped his squad to a 20-win season by averaging 12 points, five rebounds and two assists as a junior. Omar Sherman, out of Duncanville, Texas, is a four-star prospect, according to ESPN and Scout.com. The 6-foot-8, 220-pound forward plays high school ball at Duncanville High, where he is coached by Kenny Boren. Ivan Cruz Uceda is a 6-foot-10, 240-pound forward originally from Madrid, Spain, ranked No. 55 overall by ESPN. Cruz Uceda will be available to play a pair of seasons for Miami following his two years at Harcum College in Pennsylvania. The four newcomers will join an already talented 2014-15 class, which includes redshirt-freshman Deandre Burnett, who is out this season with an injury, and transfers Sheldon McClellan and Angel Rodriguez, who are currently sitting out due to NCAA transfer rules.

**DIVERSITY AT UM EXTENDS TO COURT**

Five Miami players speak English as a second language. Raphael Akpejori - Two African languages. Mike Fernandez - Spanish (Cuban). Tonye Jekiri - African. Manu Lecomte - French. Angel Rodriguez - Spanish (Puerto Rican). UM is the academic home of nearly 1,700 foreign students of all socioeconomic backgrounds, from more than 110 countries as diverse as Peru, Pakistan, and Poland. Miami's diversity also is evident in its full-time faculty, which is nearly 36 percent minority, making UM one of the most diverse major private research universities.

**DREAM BEGINS IN DALLAS FOR LARKIN**

As of Jan. 27, former Miami Hurricanes All-America point guard Shane Larkin has played in 31 games for the Dallas Mavericks, averaging 3.7 points, 0.7 steals and 1.8 assists in 12.7 minutes, after missing a few games with a foot injury. Larkin was traded to the Dallas Mavericks after being selected with the No. 18 overall pick by the Atlanta Hawks during the 2013 NBA Draft at Barclays Center. The Mavericks

are coached by Rick Carlisle, who was recruited by and played under Larrañaga at Virginia from 1982-84.

**ADAMS ENSHRINED INTO HS HALL OF FAME**

Garrius Adams has been inducted into the Middle Creek High School Athletics Hall of Fame. The North Carolina basketball product will be honored before the school's football game on October 18. As a high school senior, Adams averaged 21.8 points per game en route to setting a new Middle Creek High School scoring record in career points.

**AKPEJORI TAKES ATHLETES IN ACTION TOUR**

In August of 2013, averaged 9.2 points and 5.8 rebounds for Athletes in Action through five games played in Jamaica. Game high was 12 points against the Jamaican National Team, against former teammate Durand Scott.

**CANE STRONG: UMBB IN THE WEIGHT ROOM**

Junior transfer James Kelly and freshman Davon Reed each improved their bench press max by 80 pounds from June to October, as Kelly started at 235 and is up to 315 while Reed improved from 170 to 250. Senior Erik Swoope pressed a team-best 365, up 35 pounds since June, followed by Kelly's 315, senior Raphael Akpejori at 310 and senior Donnavan Kirk at 300. Of the guards, senior Rion Brown leads the way at 275, closely followed by classmate Garrius Adams (265). Junior transfer Sheldon McClellan touts the highest standing vertical, with his 41-inch leap. Kirk boasts a 35.5 jump while Swoope is at 35 inches and freshman Deandre Burnett jumps 34 inches with no step. Over the summer, Swoope improved his standing vertical from 27 to 35 inches, the best on the team, followed by a five-inch increase by Kirk and a 4.5-inch improvement from sophomore Steve Sorenson. McClellan also has the highest approach vertical with 45 inches, followed by Burnett's 42.5 inches, which he improved from 37 inches in June. Reed is third with 40.5 inches, a 4.5-inch improvement) and Swoope rounds out the top four with a 40-inch approach vertical. In the pro agility test, McClellan topped out at 3.9 seconds, while freshman Manu Lecomte turned in a time of 3.97 seconds.

**ACC TELECONFERENCE**

Coach L will speak on the ACC teleconference every week at 11:20 a.m. There will be an instant replay of each teleconference on the Conference's internet site, theACC.com each Monday afternoon.

**PRO CANES**

James Jones	Miami Heat
Shane Larkin	Dallas Mavericks
John Salmons	Toronto Raptors

Will Frisby	Fort Wayne Mad Ants (D-League)
Robert Hite	Canton Charge (D-League)
Lance Hurdle	Springfield Armor (D-League)
Reggie Johnson	Delaware 87ers (D-League)
DeQuan Jones	Reno Bighorns (D-League)
Trey McKinney Jones	FortWayne Mad Ants (D-League)

Brian Asbury	Hapoel Holon (Israel)
Julian Gamble	St Vallier Basket Drome (France)
Malcolm Grant	Halifax Rainmen (Canada)
Leroy Hurd	Al Ahli (Dubai)
Kenny Kadji	NY Phantoms (Germany)
Anthony King	Artland Dragons (Germany)
Darius Rice	Hitachi Sunrockers (Japan)
Durand Scott	Obradoiro (Spain)
Adrian Thomas	Shimane Susanoo Magic (Japan)

**COACH L COACHING TREE**

Jamie Angeli - Assoc. Women's Basketball HC - City College of New York  
 Joe Barer - HC - Davenport Assumption High School  
 Scott Cherry - HC - High Point  
 Bill Courtney - HC - Cornell  
 Kent Dernbach - Assistant - University of Wisconsin Stephens Point  
 Brian Ellerbe - Former HC - Michigan. Now assistant - DePaul  
 Jerry Francis - Former HC - Prairie View  
 Mike Gillian - Former HC - Longwood University  
 Stan Heath - HC - University of South Florida  
 Marc Iavaroni - Former HC - Memphis Grizzlies. Former assistant - LA Clippers  
 James Johnson - HC - Virginia Tech  
 Derek Kellogg - HC - UMass  
 Scott Lombardi - Director of Men's Basketball Operations - George Mason  
 Steve Merfeld - Former HC - Evansville. Now assistant - Creighton  
 Keith Nofzt - Former assistant - Central Michigan. Now HC McKinley HS  
 Jeff Schneider - Former HC - Cal Poly San Luis Obispo  
 Anthony Solomon - Former HC - St. Bonaventure. Now assistant - Notre Dame  
 Ricky Stokes - Former head coach - Virginia Tech. Former HC - East Carolina  
 Jeff Westlund - HC - Bethel University  
 Ricky Yahn - HC - Concordia University

**LARRAÑAGA ADDED TO UM FACULTY**

Coach Jim Larrañaga has been appointed as Adjunct Assistant Professor of Kinesiology and Sport Sciences at the University of Miami. Due to his head coaching responsibilities, Larrañaga will be a guest lecturer at several different classes in the School of Education and Human Development throughout the semester.

**LARRAÑAGA DELIVERS UM COMMENCEMENT SPEECH**

Coach L delivered an inspirational 10-minute Commencement speech in May to the College of Arts and Sciences and the Rosenstiel School of Marine and Atmospheric Science graduates.

**LARRAÑAGA CONTRACT EXTENDED THROUGH 2022**

The University of Miami extended Coach Jim Larrañaga's contract through May 31, 2022, Director of Athletics Blake James announced in September. Larrañaga first signed a five-year contract in April 2011, then was granted a three-year extension in 2012. Larrañaga signed the nine-year contract following the Canes' historical run in 2013, which culminated with the Bronx, N.Y., native earning AP, Naismith and USBWA Henry Iba National Coach of the Year honors. He was also the ACC Coach of the Year as well as NABC, Basketball Times and USBWA District Coach of the Year.

**LAST FIVE GAMES (2-3)**

#	Player	gp-gs	min	avg	Total		3-Point		F-Throw		Rebounds				pf	dq	a	to	blk	stl	pts	avg
					fg-fga	fg%	3fg-fga	3fg%	ft-fta	ft%	off	def	tot	avg								
15	Rion Brown	5-5	166	33.2	26-54	.481	12-28	.429	3-6	.500	6	25	31	6.2	11	0	2	4	1	3	67	13.4
22	Donnavan Kirk	5-5	138	27.6	23-39	.590	6-13	.462	4-7	.571	8	9	17	3.4	14	1	0	5	6	1	56	11.2
20	Manu Lecomte	5-4	155	31.0	10-30	.333	2-8	.250	14-16	.875	2	6	8	1.6	8	0	19	11	0	1	36	7.2
25	Garrius Adams	5-5	175	35.0	12-47	.255	3-19	.158	7-16	.438	2	11	13	2.6	8	0	19	7	0	6	34	6.8
21	Erik Swoope	5-0	72	14.4	7-19	.368	0-3	.000	8-12	.667	5	7	12	2.4	8	0	2	2	1	2	22	4.4
05	Davon Reed	5-1	71	14.2	7-21	.333	3-9	.333	4-6	.667	1	6	7	1.4	5	0	0	6	1	1	21	4.2
35	James Kelly	5-1	72	14.4	5-16	.313	2-6	.333	7-10	.700	3	7	10	2.0	9	0	1	2	2	2	19	3.8
23	Tonye Jekiri	5-4	116	23.2	7-19	.368	0-0	.000	1-5	.200	12	22	34	6.8	19	2	6	6	5	3	15	3.0
04	Raphael Akpejori	4-0	35	8.8	0-1	.000	0-0	.000	0-0	.000	2	3	5	1.3	5	0	0	0	1	1	0	0.0
Team														5	8	13			1			
Total.....		5	1000		97-246	.394	28-86	.326	48-78	.615	46	104	150	30.0	87	3	49	44	17	20	270	54.0
Opponents.....		5	1000		99-258	.384	29-92	.315	66-97	.680	72	115	187	37.4	74	1	56	47	18	26	293	58.6

**CURRENT CANES VS. MARYLAND**

Garrius Adams				Total			3-Point			F-Throw			Rebounds				PF	FO	Ast	TO	Blk	Stl	Pts	Avg	
Year	GP	GS	Min	Avg	FG	FGA	Pct	FG	FGA	Pct	FT	FTA	Pct	Off	Def	Tot									Avg
2009-10	1		18		1	3	.333	0	1	.000	2	2	1.000	0	1	1	1.0	0	0	1	1	0	2	4	
2010-11	1	1	23		2	5	.400	0	1	.000	0	1	.000	2	2	4	4.0	3	0	3	1	0	0	4	
02-21-12	1		1		0	0	.000	0	0	.000	0	0	.000	0	0	0	0.0	0	0	0	0	0	0	0	
TOTAL	3	1	41	13.7	3	8	.375	0	2	.000	2	3	.667	2	3	5	1.7	3	0	4	2	0	2	8	2.7

Raphael Akpejori				Min	Avg	Total			3-Point			F-Throw			Rebounds				PF	FO	Ast	TO	Blk	Stl	Pts	Avg
Year	GP	GS	Min			Avg	FG	FGA	Pct	FG	FGA	Pct	FT	FTA	Pct	Off	Def	Tot								
2010-11	1		2		0	0	.000	0	0	.000	0	0	.000	0	0	0	0.0	0	0	0	0	0	0	0	0	
02-01-12	1		10		2	2	1.000	0	0	.000	0	1	.000	1	0	1	1.0	4	0	0	0	0	0	0	4	
02-21-12	1		7		1	1	1.000	0	0	.000	0	0	.000	1	1	2	1.5	0	0	0	0	1	1	2		
2012-13	1		7		0	2	.000	0	0	.000	0	0	.000	2	2	4	4.0	1	0	0	0	0	1	0		
TOTAL	4	0	26	6.5	3	5	.600	0	0	.000	0	1	.000	4	3	7	1.8	5	0	0	0	1	2	6	1.5	

Rion Brown				Min	Avg	Total			3-Point			F-Throw			Rebounds				PF	FO	Ast	TO	Blk	Stl	Pts	Avg
Year	GP	GS	Min			Avg	FG	FGA	Pct	FG	FGA	Pct	FT	FTA	Pct	Off	Def	Tot								
2010-11	1		30		6	7	.857	6	7	.857	1	1	1.000	0	3	3	3.0	3	0	3	3	1	0	0	19	
02-01-12	1		20		1	4	.250	1	3	.333	2	2	1.000	1	2	3	3.0	1	0	1	1	0	0	0	5	
02-21-12	1		21		1	4	.250	0	2	.000	2	2	1.000	1	0	1	2.0	2	0	0	0	0	0	0	4	
2012-13	1		16	16.0	1	6	.167	0	3	.000	0	0	.000	0	2	2	2.0	0	0	0	0	0	0	0	2	
TOTAL	4	0	87	21.8	9	21	.429	7	15	.467	5	5	1.000	2	7	9	2.3	6	0	4	4	1	0	0	30	7.5

Tonye Jekiri				Min	Avg	Total			3-Point			F-Throw			Rebounds				PF	FO	Ast	TO	Blk	Stl	Pts	Avg
Year	GP	GS	Min			Avg	FG	FGA	Pct	FG	FGA	Pct	FT	FTA	Pct	Off	Def	Tot								
2012-13	1		7	7.0	1	2	.500	0	0	.000	0	0	.000	2	2	4	4.0	1	0	0	0	0	0	0	2	
TOTAL	1	0	7	7.0	1	2	.500	0	0	.000	0	0	.000	2	2	4	4.0	1	0	0	0	0	0	0	2	

Erik Swoope				Min	Avg	Total			3-Point			F-Throw			Rebounds				PF	FO	Ast	TO	Blk	Stl	Pts	Avg
Year	GP	GS	Min			Avg	FG	FGA	Pct	FG	FGA	Pct	FT	FTA	Pct	Off	Def	Tot								
02-01-12	1		6	6.0	0	2	.000	0	1	.000	0	0	.000	1	1	2	2.0	2	0	0	0	0	0	0	0	
2012-13	1		4	4.0	0	1	.000	0	0	.000	0	0	.000	0	0	0	0.0	1	0	0	0	0	0	0	0	
TOTAL	2	0	10	5.0	0	3	.000	0	1	.000	0	0	.000	1	1	2	1.0	3	0	0	0	0	0	0	0.0	

**MIAMI'S RECORD WHEN...**

RECORD	ALL		COACH L	
	ACC	AT UM	ACC	ACC
All games	10-9	2-5	59-29	26-15
Home	4-6	0-4	32-11	14-7
Away	5-2	2-1	20-13	12-8
Neutral	1-1		7-5	n/a
November	4-3		12-6	n/a
December	4-2	0-1	12-6	0-1
January	2-4	2-4	14-7	12-7
February			12-5	12-5
March			9-5	2-2
Vs. Top 10 opponents	0-2	0-2	2-6	2-5
Vs. Top 25 opponents (includes Top 10)	0-3	0-3	5-12	4-8
Vs. RV opponents	2-1	1-0	7-2	2-0
Vs. teams over .500 on game day	4-8	2-5	36-26	17-14
Vs. teams under .500 on game day	2-0		15-2	7-1
Vs. teams at .500 on game day	2-1		7-1	2-0
While UM is in the top 25			16-4	12-3
While UM is RV (only)			7-3	2-1
Leading at halftime	9-2	2-2	47-9	20-6
Trailing at halftime	1-7	0-3	10-20	4-9
Tied at halftime			4-0	2-0
Single overtime	1-3	0-1	2-5	1-1
Double overtime			2-0	1-0
In overtime games	1-3	0-1	4-5	2-1
Leading with 2:00 left in regulation	8-2	2-1	53-4	24-1
Trailing with 2:00 left in regulation	1-7	0-4	5-23	2-13
Tied with 2:00 left in regulation	1-0		1-1	0-1
UM shoots 50% or better from field	4-0		18-0	6-0
UM shoots 40-49% from field	5-1	2-1	35-8	18-6
UM shoots under 40% from field	1-8	0-4	6-21	2-9
Opp. shoots 50% or better from field			2-8	1-4
Opp. shoots 40-49% from field	3-5	0-3	24-13	10-7
Opp. shoots under 40% from field	7-4	2-2	33-8	15-4
UM shoots 70% or better from the line	2-5	0-2	28-15	10-10
UM shoots less than 70% from the line	8-4	2-3	31-14	16-4
UM has more 3-point FGs	3-4	0-3	24-11	15-9
UM has fewer 3-point FGs	6-4	1-2	23-10	9-5
3-point FGs are even	1-1	1-0	3-1	2-1
Four or more Canes in double figures	4-0		29-6	11-5
Three Canes score in double figures	4-4	2-1	22-14	11-4
Two or less Canes score in double figures	2-5	0-4	8-9	4-6
UM outrebounds opponent	8-2	1-1	38-10	15-6
Opp. outrebounds UM	2-7	1-4	19-19	10-9
Tied in rebounds			2-0	1-0
UM records 10 or more steals	1-0		9-3	3-1
UM records 15 or more assists	4-0	1-0	17-0	9-0
UM commits less than 15 turnovers	9-8	2-4	51-23	23-11
UM commits 15 or more turnovers	1-1	0-1	8-6	3-4
UM commits less turnovers than opp.	6-3	1-1	36-11	14-3
UM commits more turnovers than opp.	4-5	1-3	19-12	10-8
Tied in turnovers	0-1	0-1	4-6	2-4
UM scores 59 points or less	2-6	1-4	6-13	4-7
UM scores between 60-69 points	3-3	1-1	15-11	7-4
UM scores between 70-79 points	3-0		27-5	12-4
UM scores between 80-89 points	2-0		7-0	1-0
UM scores between 90-99 points			4-0	2-0
UM scores 100 or more points			0-0	0-0
Playing during the afternoon	4-4	1-3	20-9	9-6
Playing in the evening (5 p.m. or later)	6-5	1-2	38-19	17-9
Games decided by three points or less	2-1	0-1	7-6	4-4
Games decided by four to 10 points	2-5	1-2	17-11	8-7
Games decided by 11-20 points	5-2	1-1	24-11	8-3
Games decided by more than 20 points	1-1	0-1	11-1	6-1

**UM SINCE THE ARRIVAL OF JIM LARRAÑAGA IN 2011**

- 2013 ACC Regular Season Champions
- 2013 ACC Tournament Champions
- Ranked No. 2/2 - Miami's program high - Feb. 18, 2013
- No. 1 seed at 2013 ACC Tournament
- No. 2 seed in 2013 NCAA Tournament
- Won school record 29 games in 2013
- Won 15 ACC games in 2013
- 14-game win streak (tied 1946-47 & 2001-02) from Jan. 2 - Feb. 19, 2013
- 13-0 start in 2013 conference play, topping school-best nine ACC victories, which was set in 2011-12
- Sophomore Shane Larkin selected No. 18 in the 2013 NBA Draft by Atlanta Hawks, then traded to Dallas Mavericks
- All six seniors earned academic degree from UM: Garrius Adams, Julian Gamble, Reggie Johnson, Kenny Kadji, Trey McKinney Jones, Durand Scott
- Defeated No. 1 Duke, 90-63, on Jan. 23, 2013 in Coral Gables
- Defeated Duke twice within 12 months, at both Cameron Indoor Stadium and the BankUnited Center
- First team to beat Duke and UNC by 20+ points in the same season since Maryland in '74-'75 season
- First team to beat Duke and UNC by 25+ points since the start of ACC play in 1953
- Defeated three teams in The Triangle in the same season: UNC, Duke & NC State
- In 2012-13 defeated three teams in the Top 20 for the first time since joining the ACC - the last time was in 1999-00
- Students camped out for the game vs. Duke more than four hours before tipoff, then did it again for the game vs. Florida State
- Five home sellouts of 7,972 fans vs. Duke, Florida State, North Carolina, Virginia and Clemson
- Set a record for the most games with 1,200 or more students (7)
- Set record student average attendance at 808. The past average attendance was 641 per game
- Set the record for cumulative season student attendance at 12,008. The previous record was 10,269

**AWARDS**

- 2013 AP Coach of the Year - Jim Larrañaga
- 2013 Naismith Coach of the Year - Jim Larrañaga
- 2013 ACC Coach of the Year - Jim Larrañaga
- 2013 Henry Iba National Coach of the Year - Jim Larrañaga
- 2013 Adolph Rupp Cup Coach of the Year - Jim Larrañaga
- 2013 ACC Player of the Year (Coaches) - Shane Larkin
- 2013 ACC Defensive Player of the Year - Durand Scott
- Five All-ACC selections: Shane Larkin 1st team, Kenny Kadji 2nd team & 3rd team, Scott H.M. (twice)
- Three ACC Defensive Team players: Shane Larkin, Durand Scott, Julian Gamble
- 2012 ACC All-Rookie Team - Shane Larkin
- 2013 ACC All-Academic Team - Raphael Akpejori
- 2013 ACC Tournament MVP - Shane Larkin
- Four ACC All-Tournament team nods: Shane Larkin (1st), Durand Scott (1st), Julian Gamble (2nd), Trey McKinney Jones (2nd)
- Four ACC Player of the Week awards: Reggie Johnson (2012), Durand Scott (2012 & 2013) and Shane Larkin (2013)
- One ACC Rookie of the Week: Shane Larkin (2012)

**CURRENT PLAYER AWARDS IN 2012-13**

- Raphael Akpejori**
- All-ACC Academic Team
  - NABC Honors Court
  - ACC Academic Honor Roll
- Justin Heller**
- ACC Academic Honor Roll
- Steve Sorenson**
- ACC Academic Honor Roll

**COACH LARRAÑAGA'S MILESTONE VICTORIES**

Victory	Date	Opponent	Score	School
50	02/10/88	Miami (Ohio)	65-59	Bowling Green
100	02/23/91	Kent State	84-57	Bowling Green
150	12/22/94	at Ohio State	59-50	Bowling Green
200	12/27/97	Northeastern	66-60	George Mason
250	12/20/00	Coastal Carolina	81-65	George Mason
300	12/02/03	East Carolina	76-65	George Mason
350	01/26/06	William & Mary	81-58	George Mason
400	02/27/08	William & Mary	68-59	George Mason
450	12/08/10	Loyola (Md.)	66-52	George Mason
500	01/05/12	at Georgia Tech	62-49	Miami

MIAMI HIGHS		OPPONENT HIGHS		MIAMI LOWS		OPPONENT LOWS	
Points	84 - Texas Southern, 11/14	Points	80 - Georgia Southern, 11/11	Points	44 - at Syracuse, 1/4	Points	42 - Georgia Tech, 1/18
Points/Half	44 - Texas Southern, 11/14	Points/Half	39 (2nd) - Florida State, 1/15	Points/Half	13 - Nebraska, 12/4	Points/Half	17 (2x) last - Georgia Tech, 1/18
Field Goals Made	35 - Texas Southern, 11/14	Field Goals Made	29 - George Washington, 11/28	Field Goals Made	16 - Nebraska, 12/4	Field Goals Made	13 - Georgia Tech, 1/18
Field Goal Att.	69 - 2x last vs. Virginia Tech, 12/8	Field Goal Att.	69 - vs. Virginia Tech, 12/8	Field Goal Att.	40 - at Syracuse, 1/4	Field Goal Att.	42 - Co. of Charleston, 11/18
Field Goal Pct.	.571 - at Savannah State, 12/19	Field Goal Pct.	.475 - George Washington, 11/28	Field Goal Pct.	.311 - St. Francis Brooklyn, 11/8	Field Goal Pct.	.295 - Georgia Tech, 1/18
3-Point FG Made	10 - Texas Southern, 11/14	3-Point FG Made	12 - vs. Virginia Tech, 12/8	3-Point FG Made	0 - St. Francis Brooklyn, 11/8	3-Point FG Made	3 - at Syracuse, 1/4
3-Point FG Att.	28 - Florida State, 1/15	3-Point FG Att.	34 - vs. Virginia Tech, 12/8	3-Point FG Att.	10 - Duke, 1/22	3-Point FG Att.	11 - vs. Syracuse, 1/25
Free Throws Made	25 - Georgia Southern, 11/11	Free Throws Made	17 - 2x, last vs. Syracuse, 1/25	Free Throws Made	2 - Florida State, 1/15	Free Throws Made	5 - George Washington, 11/28
Free Throw Att.	31 - St. Francis Brooklyn, 11/8	Free Throw Att.	27 - vs. Syracuse, 1/25	Free Throw Att.	4 - at Syracuse, 1/4	Free Throw Att.	9 - George Washington, 11/28
Rebounds	50 - vs. Virginia Tech, 12/8	Rebounds	45 - St. Francis Brooklyn, 11/8	Rebounds	24 - vs. Syracuse, 1/25	Rebounds	21 - at Savannah State, 12/19
Assists	21 - Texas Southern, 11/14	Assists	16 - Arizona State, 12/1	Assists	4 - Georgia Tech, 1/18	Assists	8 - 3x last vs. Loyola, 12/30
Steals	12 - Texas Southern, 11/14	Steals	10 - Nebraska, 12/4	Steals	1 - 2x, last vs. Syracuse, 1/25	Steals	1 - Florida State, 1/15
Blocks	6 (3x) - last at Syracuse, 1/4	Blocks	7 - Duke, 1/22	Blocks	1 - Georgia Tech, 1/18	Blocks	0 - Cal State Fullerton, 11/29
Turnovers	16 - at Savannah State, 12/19	Turnovers	17 - St. Francis Brooklyn, 11/8	Turnovers	4 - Florida State, 1/15	Turnovers	5 - vs. Syracuse, 1/25
Victory Margin	23 - vs. Loyola, 12/30	Victory Margin	21 - Duke, 1/22	Victory Margin	1 - Georgia Southern, 11/11	Victory Margin	1 - Virginia Tech, 12/8

MIAMI INDIVIDUAL HIGHS	
Points	25 - Rion Brown at Nebraska, 12/4
Field Goals Made	9 - Donnavan Kirk - Florida State, 1/15
Field Goal Attempts	18 - Garrius Adams vs. St. Francis Brooklyn, 11/8
3-Point FG Made	5 - 3x last Rion Brown Florida State, 1/15
3-Point FG Attempts	11 - Rion Brown at Nebraska, 12/4
Free Throws Made	7 - 5x
Free Throw Attempts	10 - Garrius Adams vs. St. Francis Brooklyn, 11/8
Rebounds	11 - 3x last Donnavan Kirk vs. Virginia Tech, 12/8
Assists	9 - Rion Brown vs. Texas Southern, 11/14
Blocks	4 (4x) - Donnavan Kirk vs. Florida State, 1/15

OPPONENT INDIVIDUAL HIGHS	
Points	27 - Jelani Hewitt, Georgia Southern, 11/11
Field Goals Made	9 - 2x last Jarell Eddie, Virginia Tech, 12/8
Field Goal Attempts	23 - Jarell Eddie, Virginia Tech, 12/8
3-Point FG Made	6 - Jarell Eddie, Virginia Tech, 12/8
3-Point FG Attempts	14 - Jarell Eddie, Virginia Tech, 12/8
Free Throws Made	8 - 2x last Jerami Grant vs. Syracuse, 1/25
Free Throw Attempts	8 - 4x - last Jabari Parker, Duke, 1/22
Rebounds	15 - 2x, last Jabari Parker, Duke, 1/22
Assists	9 - Jonathan Gilling, Arizona State, 12/1
Blocks	4 - Jordan Bachynski, Arizona State, 12/1

THE LAST TIME ...

Player Scored 30 Points

Miami Durand Scott (32), vs. NC State, 3/16/13  
Opponent Ryan Kelly (36), at Duke, 3/2/13

Player Scored 35 Points

Miami Jack McClinton (35) vs. North Carolina, 3/15/09  
Opponent Ryan Kelly (36), at Duke, 3/2/13

Player Scored 40 Points

Miami Darius Rice (43) vs. Connecticut, 1/20/03  
Opponent Sean Singletary (41), Virginia, 3/1/08

Two Players Scored 20 Points

Miami Shane Larkin (28), Trey McKinney Jones (20) vs. North Carolina, 3/17/13  
Opponent Omari Grier (27), Raymond Taylor (20) FAU, 12/17/11

Three Players Scored 20 Points

Miami Dwayne Collins (23), Brian Asbury (21), Jack McClinton (20) vs. Virginia Tech, 1/25/09  
Opponent Travis Mays (40), Alvin Heggs (22), Lance Blanks (21), Texas, 2/22/89

Five Players Scored in Double Figures

Miami James Kelly (17), Donnavan Kirk (15), Rion Brown (13), Manu Lecomte (12), Davon Reed (11), Garrius Adams (10) vs. Texas Southern, 11/14/13  
Opponent Jon Scheyer (27), DeMarcus Nelson (19), Kyle Singler (12), Greg Paulus (12), Lance Thomas (10) Duke, 2/20/08

Six Players Scored in Double Figures

Miami James Kelly (17), Donnavan Kirk (15), Rion Brown (13), Manu Lecomte (12), Davon Reed (11), Garrius Adams (10) vs. Texas Southern, 11/14/13

Player Grabbed 15 Rebounds

Miami Reggie Johnson (20) vs. Florida Atlantic, 3/16/11  
Opponent Jabari Parker (15), Duke, 1/22/14

Two Players Grabbed 10 Rebounds

Miami Rion Brown (10), Tonye Jekiri (10), at North Carolina, 1/8/14  
Opponent Marcus Ginyard (12), John Henson (12), North Carolina, 3/2/10

Three Players Grabbed 10 Rebounds

Miami Mark Richardson (11), Eric Brown (10), Joe Wylie (10) vs. FIU, 3/6/89  
Opponent Matt Harpring (12), Dion Glover (10), Michael Maddox (10), Georgia Tech, 12/2/797

Player Had 10 Assists

Miami Durand Scott (10) vs. North Carolina Central, 11/14/09  
Opponent Kendall Marshall (10), North Carolina, 3/11/11

Player Had 10 Blocks

Miami Anthony King (10) vs. Florida Atlantic, 11/29/04  
Opponent Jarvis Varnado (10), Mississippi State, 12/13/07

Player Had a Double-Double

Miami Rion Brown (19 pts, 10 rebs) at North Carolina, 1/8/14  
Opponent Jabari Parker (17 pts, 15 rebs) Duke, 1/22/14

Player Had a Triple-Double

Miami Anthony King (11 pts, 10 reb, 13 blks) vs. Florida Atlantic, 11/29/04  
Opponent Brendan Haywood (18 pts, 14 reb, 10 blks), North Carolina, 12/4/00

Two Players Had Double-Doubles

Miami Reggie Johnson (22 pts, 11 rebs) & Kenny Kadji (12 pts, 12 rebs), vs. Stetson, 11/9/12  
Opponent Hasheem Thabeet (19 pts, 14 reb), A.J. Price (13 pts, 11 reb), Connecticut, 11/23/08

Team Scored 100 Points

Miami 108 vs. Nova Southeastern, 11/16/09  
Opponent 105, North Carolina, 1/31/07

Team Scored 50 Points in a Half

Miami 51, (2nd half) at Hawaii, 12/22/12  
Opponent 51 (2nd half), UCF, 12/18/10

Team Shot 50 Percent in Both Halves

Miami .538 (14-26) / .625 (10-16) at Savannah State, 12/19/13  
Opponent .538 (14-26) / .500 (16-32) vs. Georgia Tech, 3/6/13

Team Shot 60 Percent in a Half

Miami .600 (15-25), first half, Loyola, 12/30/13  
Opponent .619 (13-21), second half, Florida State, 1/15/14

Team Shot 70 Percent in a Half

Miami .739 (17-23), first half, at Florida State, 2/13/13

Team Shot 60 Percent in a Game

Miami .638 (30-47), at Florida State, 2/13/13  
Opponent .622 (23-37), Clemson, 12/21/08

Team Shot Less Than 30 Percent in a Game

Miami .291 (16-55), FGCU, 11/13/12  
Opponent .295 (13-44), Georgia Tech, 1/18/14









**No. 18 Duke 67, Miami 46** **Game 18**  
**1-22-14** **BankUnited Center**

#	Player	tot-fg 3-pt			rebounds			a	b	s	min						
		fg	fga	fga	ft	fta	of					de	tot	pf	tp		
01	Jabari Parker	* 5	12	0	3	7	8	6	9	15	1	17	0	4	3	0	32
02	Quinn Cook	* 3	8	2	5	0	0	0	0	0	3	8	4	2	0	0	26
05	Rodney Hood	* 5	8	2	4	0	0	6	6	1	12	3	0	0	2	32	
13	Matt Jones	* 1	5	1	3	2	2	1	1	2	1	5	0	0	0	16	
21	Amile Jefferson	* 4	7	0	0	0	0	4	3	7	2	8	0	1	3	1	32
03	Tyler Thornton	0	2	0	1	0	0	0	1	1	1	0	1	0	0	1	13
14	Rasheed Sulaimon	3	6	1	3	2	5	0	0	0	2	9	4	1	0	0	23
15	Josh Hairston	1	2	0	0	0	0	1	0	1	4	2	0	0	0	0	8
20	Semi Ojeleye	0	0	0	0	0	0	0	1	1	0	0	0	0	0	0	1
34	Andre Dawkins	2	6	2	6	0	0	0	0	0	1	6	0	0	0	3	10
40	Marshall Plumlee	0	0	0	0	0	0	2	2	1	0	0	0	0	1	0	7
TEAM					3 4 7						1						
Totals		24	56	8	25	11	15	15	27	42	17	67	12	9	7	7	200

TOTAL FG% 1st Half: 13-31 41.9% 2nd Half: 11-25 44.0% Game: 42.9%  
 3-Pt. FG% 1st Half: 4-16 25.0% 2nd Half: 4-9 44.4% Game: 32.0%  
 FThrow % 1st Half: 3-4 75.0% 2nd Half: 8-11 72.7% Game: 73.3%

#	Player	tot-fg 3-pt			rebounds			a	b	s	min						
		fg	fga	fga	ft	fta	of					de	tot	pf	tp		
15	Rion Brown	* 1	6	0	3	0	0	1	2	3	3	2	0	0	0	1	27
20	Manu Lecomte	* 1	2	0	0	2	2	0	0	0	2	4	2	6	0	0	23
22	Donnavan Kirk	* 5	11	1	3	0	0	1	0	1	2	11	0	1	0	0	29
23	Tonye Jekiri	* 4	7	0	0	0	1	3	6	9	1	8	0	1	1	1	26
25	Garrus Adams	* 3	11	0	2	2	2	0	2	2	2	8	3	1	0	1	35
04	Raphael Akpejori	0	0	0	0	0	0	0	1	1	2	0	0	0	0	0	8
05	Davon Reed	1	4	0	0	0	1	1	1	2	1	2	0	0	0	1	15
21	Erik Swoope	0	3	0	0	3	6	2	2	4	0	3	1	0	0	0	21
35	James Kelly	2	4	1	2	3	4	0	2	2	1	8	0	1	1	0	16
TEAM					1 3 4						1						
Totals		17	48	2	10	10	16	9	19	28	14	46	6	11	2	4	200

TOTAL FG% 1st Half: 9-22 40.9% 2nd Half: 8-26 30.8% Game: 35.4%  
 3-Pt. FG% 1st Half: 1-6 16.7% 2nd Half: 1-4 25.0% Game: 20.0%  
 FThrow % 1st Half: 2-3 66.7% 2nd Half: 8-13 61.5% Game: 62.5%

Officials: Mike Eades, James Luckie, Tony Green  
 Technical fouls: Duke-Jabari Parker. University of Miami-None.  
 Attendance: 7972

Score by Periods	1st	2nd	Total
Duke	33	34	67
University of Miami	21	25	46

Points in the paint-DU 26,UM 16. Points off turnovers-DU 8,UM 8.  
 2nd chance points-DU 22,UM 7. Fast break points-DU 4,UM 2.  
 Bench points-DU 17,UM 13. Score tied-0 times. Lead changed-1 time.  
 Last FG-DU 2nd-01:11, UM 2nd-00:56.  
 Largest lead-DU by 23 2nd-01:11, UM by 2 1st-18:41.

**No. 2 Syracuse 64, Miami 52** **Game 19**  
**1-25-14** **BankUnited Center**

#	Player	tot-fg 3-pt			rebounds			a	b	s	min						
		fg	fga	fga	ft	fta	of					de	tot	pf	tp		
03	Jerami Grant	* 3	8	0	0	8	12	3	5	8	2	14	1	1	1	2	37
05	C.J. Fair	* 5	12	1	2	4	5	3	4	7	1	15	3	0	0	0	40
10	Trevor Cooney	* 3	6	3	6	2	2	1	1	2	1	11	0	0	0	1	37
11	Tyler Ennis	* 5	11	1	2	3	4	1	4	5	1	14	4	2	0	0	37
25	Rakeem Christmas	* 3	6	0	0	0	2	0	3	3	2	6	0	0	1	0	21
00	Michael Gbinije	0	1	0	1	0	0	0	0	0	0	0	0	0	0	1	6
12	Baye Moussa Keita	2	3	0	0	0	2	4	2	6	3	4	1	1	1	1	9
21	Tyler Roberson	0	0	0	0	0	0	0	1	1	1	0	0	1	0	0	3
TEAM					2 5 7						20						
Totals		21	47	5	11	17	27	14	25	39	11	64	9	5	3	5	200

TOTAL FG% 1st Half: 11-20 55.0% 2nd Half: 10-27 37.0% Game: 44.7%  
 3-Pt. FG% 1st Half: 3-4 75.0% 2nd Half: 2-7 28.6% Game: 45.5%  
 FThrow % 1st Half: 6-13 46.2% 2nd Half: 11-14 78.6% Game: 63.0%

#	Player	tot-fg 3-pt			rebounds			a	b	s	min						
		fg	fga	fga	ft	fta	of					de	tot	pf	tp		
15	Rion Brown	* 5	9	3	5	0	0	2	6	8	2	13	2	1	0	1	38
20	Manu Lecomte	* 1	2	1	2	0	0	0	0	0	1	3	1	0	0	0	20
22	Donnavan Kirk	* 1	5	0	1	1	2	0	1	1	2	3	0	1	1	0	20
23	Tonye Jekiri	* 1	4	0	0	1	4	3	2	5	4	3	4	0	0	0	27
25	Garrus Adams	* 3	10	2	5	0	0	0	1	1	3	8	4	1	0	0	35
04	Raphael Akpejori	0	0	0	0	0	0	0	1	1	1	0	0	0	1	0	7
05	Davon Reed	5	8	3	4	3	3	0	2	2	3	16	0	2	1	0	25
21	Erik Swoope	0	2	0	0	0	0	0	0	0	1	0	0	0	0	0	3
35	James Kelly	2	6	0	0	2	2	0	3	3	3	6	1	0	0	0	25
TEAM					3 3						20						
Totals		18	46	9	17	7	11	5	19	24	20	52	12	5	3	1	200

TOTAL FG% 1st Half: 9-24 37.5% 2nd Half: 9-22 40.9% Game: 39.1%  
 3-Pt. FG% 1st Half: 5-9 55.6% 2nd Half: 4-8 50.0% Game: 52.9%  
 FThrow % 1st Half: 3-4 75.0% 2nd Half: 4-7 57.1% Game: 63.6%

Officials: Bryan Kersey, Tim Nestor, Bill Covington  
 Technical fouls: Syracuse-None. University of Miami-None.  
 Attendance: 7122

Score by Periods	1st	2nd	Total
Syracuse	31	33	64
University of Miami	26	26	52

Points in the paint-SU 24,UM 8. Points off turnovers-SU 7,UM 8.  
 2nd chance points-SU 13,UM 3. Fast break points-SU 3,UM 4.  
 Bench points-SU 4,UM 22. Score tied-4 times. Lead changed-3 times.  
 Last FG-SU 2nd-02:25, UM 2nd-00:46.  
 Largest lead-SU by 18 1st-08:21, UM by 2 1st-19:35.

**Miami at Maryland** **Game 20**  
**1-29-14** **College Park, MD**

**Miami vs. Norfolk State** **Game 21**  
**2-1-14** **BankUnited Center**

**Miami vs. Pittsburgh** **Game 22**  
**2-5-14** **BankUnited Center**

**Miami vs. NC State** **Game 23**  
**2-8-14** **BankUnited Center**



# HEAD COACH JIM LARRAÑAGA

Third Season | Providence, 1971

Hometown: The Bronx, N.Y. | Head Coach: American International, 1977-79 | Bowling Green, 1986-97 | George Mason, 1997-2011 | Miami, 2011-present

## LARRAÑAGA'S CAREER

### Head Coach

2011-pres. Miami  
1997-2011 George Mason  
1986-97 Bowling Green  
1977-79 American International

### Assistant

1979-86 Virginia  
1971-76 Davidson

### Player / Coach

1977 Geronemo Basketball Club (Belgium)

## EDUCATION

Providence College, 1971, B.A. Economics  
Archbishop Malloy High School, 1967

## NCAA APPEARANCES

1999 - George Mason  
2001 - George Mason  
2006 - George Mason (Final Four)  
2008 - George Mason  
2011 - George Mason  
2013 - Miami (Sweet 16)

## NIT APPEARANCES

1990 - Bowling Green  
1991 - Bowling Green  
1997 - Bowling Green  
2002 - George Mason  
2004 - George Mason  
2009 - George Mason  
2012 - Miami

## PLAYING CAREER

Geronemo Basketball Club (Belgium) 1976-77  
Providence College, 1967-71  
Archbishop Molloy, 1963-67

## MISCELLANEOUS

AP, Naismith, Henry Iba Coach of the Year, 2013  
ACC Coach of the Year, 2013  
Clair Bee Coach of the Year, 2006  
CAA Coach of the Year, 2011, 1999

## PERSONAL

Born: Oct. 2, 1949 Hometown: Bronx, N.Y.  
Wife: Liz Sons: Jay and Jon

Jim Larrañaga was named the 12th head coach of the University of Miami men's basketball program on April 22, 2011.

After leading UM to the 2013 NCAA Sweet 16, and winning the school's first ACC regular season and tournament championships, Larrañaga was honored as the AP, Naismith, USBWA Henry Iba and ACC Coach of the Year. The Bronx native helped Miami to a No. 2 national ranking by both the AP and USA TODAY, and a No. 2 seed in the NCAA tournament. He is the 10th coach in the last 10 years to lead two top-10 programs, as Miami was No. 2 on Feb. 18, 2013, and George Mason was No. 8 in the final Top 25 poll in 2006.

Larrañaga, who earned his 500th win during the season, directed the Canes to a 27-point win over No. 1 Duke and three other 20+ point wins over ACC opponents this season, including North Carolina (+26), Florida State (+24) and Boston College (+22). UM's 29 overall and 15 ACC wins in 2012-13 were program-bests, as was the 14-game winning streak and 13-0 start in conference play. Other program firsts include defeating all three teams in the North Carolina Triangle in the same season, beating a trio of teams in the Top 20 since joining the ACC and hosting five home sellouts at the BankUnited Center.

Individually, Coach L saw Shane Larkin earn the ACC Player of the Year and Lute Olson National Player of the Year awards, as well as All-American status and finalist nods for the Bob Cousy, John Wooden and James Naismith player of the year honors before declaring early for the 2013 NBA Draft. Larkin was also the ACC Tournament MVP, on the ACC Defensive team and a defensive All-American. Durand Scott was the ACC Defensive Player of the Year, three players - Larkin, Scott and Kenny Kadji - were listed on all-conference teams and four were on the ACC All-Tournament Team - Larkin, Scott, Julian Gamble and Trey McKinney Jones. All six seniors on the Sweet 16 team earned academic degrees from the University of Miami and one player was listed on the All-ACC Academic Team.

Larrañaga came to Miami after serving as the head coach at George Mason for 14 seasons. He guided that program to five NCAA Tournament appearances (1999, 2001, 2006, 2008, 2011) - including an unprecedented run to the 2006 Final Four that captured the nation's attention, defeating Michigan State, North Carolina, Wichita State and UConn along the way. Following that run, he was selected the 2006 Clair Bee Coach of the Year. Larrañaga built the GMU Patriots' program into a perennial contender in the highly-regarded Colonial Athletic Association, winning more games than any other coach

## LARRAÑAGA'S CAREER RECORDS

School	Years	Overall	Conference
American International	1977-1979	27-26	none
Bowling Green	1986-1997	170-144	101-85
George Mason	1997-2011	273-164	165-79
Miami	2011-pres.	59-29	26-15
<b>Overall</b>	<b>30th</b>	<b>529-363</b>	<b>292-179</b>

## COACH JIM LARRAÑAGA AT A GLANCE

2013 AP Coach of the Year  
2006 Clair Bee Coach of the Year  
2013 ACC Coach of the Year  
2013 NABC All-District II Coach  
2001 & 1999 CAA Coach of the Year  
1999 CAA Coach of the Year  
1997 MAC Coach of the Year  
Eight 20-win seasons

2013 Naismith Coach of the Year  
2013 Henry Iba Coach of the Year  
2013 Adolph Rupp Cup Coach of the Year  
2013 USBWA District IV Coach of the Year  
Six NCAA tournament appearances  
2013, 2011, 2008, 2006, 2001, 1999  
Seven postseason NIT appearances  
2012, '09, '04, '02, '97, '91, '90

Coached Shane Larkin - ACC Player of the Year, ACC Tournament MVP, USBWA All-District, Sporting News All-American, finalist for Cousy, Naismith & Wooden awards, All-ACC First Team and All-ACC Defensive Team  
Coached Durand Scott - ACC Defensive Player of the Year, ACC Tournament First Team, All-ACC Third Team

Coached George Evans, who was a three-time CAA Player of the Year, the CAA Rookie of the Year, a three-time CAA Defensive Player of the Year and on the CAA All-Defensive Team three times.

Six All-Atlantic Coast Conference selections  
Four ACC All-Tournament team selections  
Three coaches and two media ACC All-Defensive Team selections  
28 All-Colonial Athletic Conference selections  
Three AP All-America players  
Nine CAA All-Defensive Team selections

Eight CAA All-Rookie Team selections  
Three Dean Ehlers Award winners - given to the CAA player who best meets the criteria of academic achievement, leadership and community service.

12 All-MAC Conference selections  
Coached Antonio Daniels - MAC Player of the Year and MAC Freshman of the Year  
Two MAC Freshman of the Year selections  
Four MAC All-Freshman Team selections

## LARRAÑAGA YEAR-BY-YEAR

Year	School	Overall W-L	Conference W-L	Finish	Post-Season
1977-78	American International	14-13			
1978-79	American International	13-13			
1986-87	Bowling Green	15-14	10-6	3	
1987-88	Bowling Green	12-16	7-9	t-5	
1988-89	Bowling Green	13-15	6-10	t-6	
1989-90	Bowling Green	18-11	9-7	t-3	NIT 0-1
1990-91	Bowling Green	17-13	9-7	t-4	NIT 0-1
1991-92	Bowling Green	14-15	8-8	5	
1992-93	Bowling Green	11-16	8-10	t-6	
1993-94	Bowling Green	18-10	12-6	t-2	
1994-95	Bowling Green	16-11	10-8	t-5	
1995-96	Bowling Green	14-13	9-9	t-6	
1996-97	Bowling Green	22-10	13-5	t-1	NIT 0-1
1997-98	George Mason	9-18	6-10	6	
1998-99	George Mason	19-11	13-3	1	NCAA 0-1
1999-00	George Mason	19-11	12-4	t-1	
2000-01	George Mason	18-12	11-5	3	NCAA 0-1
2001-02	George Mason	19-10	13-5	2	NIT 0-1
2002-03	George Mason	16-12	11-7	4	
2003-04	George Mason	23-10	12-6	3	NIT 2-1
2004-05	George Mason	16-13	10-8	6	
2005-06	George Mason	27-8	15-3	t-1	NCAA 4-1
2006-07	George Mason	18-15	9-9	5	
2007-08	George Mason	23-11	12-6	2	NCAA 0-1
2008-09	George Mason	22-11	13-5	2	NIT 0-1
2009-10	George Mason	17-15	12-6	4	CIT 0-1
2010-11	George Mason	27-7	16-2	1	NCAA 1-1
2011-12	Miami	20-13	9-7	t-4	NIT 1-1
2012-13	Miami	29-7	15-3	1	NCAA 2-1
2013-14	Miami	10-9	2-5		
<b>Overall</b>		<b>529-363</b>	<b>292-179</b>	<b>10-14</b>	


in program and conference history (273) en route to three conference titles (1999, 2001, 2008). A two-time CAA Coach of the Year honoree, Larrañaga earned the accolade in 2011, leading the Patriots to a 27-7 overall record and 16-2 conference mark en route to the CAA regular-season title and their fifth NCAA Tournament appearance under his leadership. Seeded a program-best eighth in the NCAA Tournament, George Mason rallied from a double-digit deficit to defeat ninth-seeded Villanova, 61-57, before falling to overall No. 1 seed Ohio State in the third round. In 2006, Larrañaga became the first coach at a mid-major school to take his team to the Final Four in 27 years and earned an at-large berth for a CAA team for the first time in 20 years. Along the way, he led Mason to a school record in wins, the school's first national ranking, George Mason's first appearance in the Top 10 and the school's first wins over Top 10 teams.

With 29 years of head coaching experience, the native of Bronx, N.Y., previously served as the head coach at Bowling Green for 11 seasons (1986-1997) and at Division II American International for two seasons (1977-79). His first coaching opportunity came at Davidson College, where he served as an assistant coach to Terry Holland. Davidson captured three Southern Conference regular-season championships and an NIT berth in his five years there, and he compiled a 47-12 record doubling as the freshman team coach. In 1976, he left Davidson and spent one season as player-coach for the Geronemo Basketball Club in Belgium. A 1971 graduate of Providence College with a degree in economics, Larrañaga was a four-year letterman for the Friars. As the team captain in his senior season, he led Providence to a 20-8 record and an NIT appearance. He graduated as the school's fifth all-time leading scorer with 1,258 points and was selected in the sixth round of the draft by the Detroit Pistons of the National Basketball Association. He was the team's top scorer as a sophomore and junior and was named New England's Division I Sophomore of the Year in 1969. He was inducted into the Providence College Hall of Fame in 1991.

Larrañaga, 64, and his wife, Liz, have two sons - Jay, who played for his father at Bowling Green and is an assistant coach with the Boston Celtics, and Jon, who was a member of his father's George Mason teams from 1999-2003 - and four grandchildren.



**25**  
**GARRIUS ADAMS**  
Gr. | G | 6-6 | 200  
Apex, N.C. | Middle Creek



**4**  
**RAPHAEL AKPEJIORI**  
Sr. | F | 6-9 | 241  
Lagos, Nigeria | Sunrise Christian (Kan.)




**15**  
**RION BROWN**  
Sr. | G | 6-6 | 211  
Hinesville, Ga. | Liberty County



**1**  
**DEANDRE BURNETT**  
Fr. | G | 6-2 | 191  
Miami, Fla. | Carol City




**2**  
**CORN ELDER**  
Fr. | G | 5-10 | 173  
Nashville, Tenn. | Ensworth




**11**  
**MIKE FERNANDEZ**  
Fr. | G | 6-1 | 189  
Coral Gables, Fla. | Belen Jesuit



**12**  
**JUSTIN HELLER**  
Sr. | G | 6-2 | 177  
Boca Raton, Fla. | West Boca Raton



**23**  
**TONYE JEKIRI**  
So. | C | 7-0 | 235  
Hialeah, Fla. | Champagnat Catholic




**35**  
**JAMES KELLY**  
Jr. | F | 6-7 | 246  
Ann Arbor, Mich. | Owens CC | Pioneer Pontiac, Mich.



**22**  
**DONNAVAN KIRK**  
Gr. | F | 6-9 | 228




**20**  
**MANU LECOMTE**  
Fr. | G | 5-11 | 159



**10**  
**SHELDON McCLELLAN**  
Jr. | G | 6-5 | 206  
Houston, Texas | Texas | Bellaire




**5**  
**DAVON REED**  
Fr. | G | 6-6 | 208  
Princeton, N.J. | Princeton Day



**13**  
**ANGEL RODRIGUEZ**  
Jr. | G | 5-11 | 181



**3**  
**STEVE SORENSON**  
So. | G | 6-0 | 161



**21**  
**ERIK SWOOPE**  
Sr. | F | 6-5 | 220

San Juan, P.R. | Kansas State | Miami Krop | Dallas, Texas | St. Mark's School | Lake Elsinore, Calif. | Harvard-Westlake



**JIM LARRAÑAGA**  
Head Coach



**ERIC KONKOL**  
Assistant Coach



**MICHAEL HUGER**  
Assistant Coach




**CHRIS CAPUTO**  
Assistant Coach



**ADAM FISHER**  
Director of Operations





# RAPHAEL AKPEJIORI #4

Senior | Forward | 6-9 | 241

Lagos, Nigeria | Sunrise Christian Academy (Kan.)

- Very strong and physical player who loves contact and has no regard for his own body.
- Sets hard screens and rebounds at a good rate.
- Good offensive rebounder and hard worker.
- Offseason ankle surgery, recovered well from that with improved mobility.
- Will graduate in May 2015 with both a bachelor's and master's in mechanical engineering. Takes classes such as applied thermodynamics and design of fluid & thermal systems.
- Approach vertical: 40 | Bench: 310
- Improved bench max from 215 to 270 and 185 test from 9-16 in 15 months during junior season.
- One of four seniors not recruited by Larrañaga staff. (Akpejori, Brown, Swoope, Adams).
- 2013 All-ACC Academic Team, ACC Academic Honor Roll, Book Buster (3.0 GPA), Athletics Director Honor Roll (3.2 GPA), Dean's List (3.5 GPA)
- Born Ethasor [A-tha-saur] Raphael Akpejori [AHK-peh-jour-ee] Oct. 10, 1990. Goes by Raphael.
- Son of Pius and Clara. One brother, Eshemokha, and four sisters, Okhiaofe, Ilamosi, Ideoghena and Eboshogwe. Three siblings are studying in Nigeria to be a civil engineer, chemical engineer and cell biology & genetics engineer.
- Also recruited by Texas A&M, Colorado, USF and UCF
- Rated as No. 64 power forward by ESPN in high school.
- Played AAU basketball for Baltimore Elite.
- Played in international game during 2008 Jordan Brand Basketball Classic in New York City.
- In August of 2013, averaged 9.2 points and 5.8 rebounds for Athletes in Action through five games played in Jamaica.

2010-11			
Opposition	P	R	A
Jacksonville	0	1	0
at Memphis	2	1	0
N.C. Central	8	5	0
at Rutgers	4	2	0
McNeese St.	2	4	0
at FGCU	1	2	0
West Virginia	0	0	0
Stetson	2	0	0
UCF	1	1	0
Oral Roberts	2	4	0
Rice	0	2	0
Pepperdine	3	2	0
at Duke	1	3	0
at Clemson	0	0	0
Florida St.	2	0	0
UNC	1	1	0
at Virginia Tech	0	0	0
at UNCg	2	2	0
Maryland	0	0	0
at Alabama	0	1	0

2011-12			
Opposition	P	R	A
Tennessee Tech	7	3	0
Rutgers	3	1	1
UNF	5	4	0
FGCU	0	0	0
at Ole Miss	0	1	0
at Purdue	2	7	1
UMass	6	3	0
Memphis	2	2	0
at West Virginia	3	2	0
at Charlotte	0	0	0
Appalachian St.	0	0	0
at North Carolina	2	1	0
at Boston College	0	0	0
Maryland	4	1	0
Virginia Tech	0	0	0
North Carolina	0	0	0
Wake Forest	0	0	0
at Maryland	2	2	0
Florida State	0	4	0
at Georgia Tech	0	0	0
vs. Florida State	0	1	0
Minnesota	0	1	0

2012-13			
Opposition	P	R	A
Charlotte	2	0	0
at UCF	0	0	1
at Hawai'i	0	0	2
vs. Arizona	1	0	1
vs. Indiana State	2	0	3
La Salle	0	0	0
at Georgia Tech	2	0	4
at North Carolina	0	0	0
Maryland	0	0	4
at Boston College	4	0	2
Duke	0	0	1
Florida State	1	0	0
Boston College	0	0	0
North Carolina	0	0	0
Virginia Tech	0	0	0
Clemson	0	0	0
vs. Pacific	0	0	2
vs. Marquette	0	0	0

- Akpejori Season / Career Highs**
- Points**  
 Season: 2 (2x) last at Nebraska, 12/4/13  
 Career: 8, vs. NC Central 11/19/10  
 ACC: 4 (2x) last at Boston College, 1/16/13
- Rebounds**  
 Season: 2, vs. Virginia Tech, 12/8/13  
 Career: 7, at Purdue 11/29/11  
 ACC: 4 (3x) last vs. Maryland, 1/13/13
- Assists**  
 Season: --  
 Career: 1 (3x), last vs. Florida State, 1/27/13  
 ACC: 1, vs. Florida State, 1/27/13
- Steals**  
 Season: 1, at Georgia Tech, 1/18/14  
 Career: 1, (8x), last vs. Florida State, 1/27/13  
 ACC: 1 (5x), last vs. Florida State, 1/27/13
- Blocked Shots**  
 Season: 1 (3x) last vs. Syracuse, 1/25/14  
 Career: 4 (2x), last vs. UNF 11/19/11  
 ACC: 2, vs. Florida State, 1/19/11
- Field Goals**  
 Season: 1, vs. Texas Southern, 11/14/13  
 Career: 3(2x) last vs. Tennessee Tech 11/11/11  
 ACC: 2 (2x) last at Boston College, 1/16/13
- Field Goal Attempts**  
 Season: 1 (4x), last at Georgia Tech, 1/18/14  
 Career: 4, UNF 11/19/11  
 ACC: 3 (3x) last at Boston College, 1/16/13
- Free Throws**  
 Season: 2, at Nebraska, 12/4/13  
 Career: 4, at Rutgers 11/21/10  
 ACC: 2, vs. Florida State, 1/19/11
- Free Throw Attempts**  
 Season: 2, at Nebraska, 12/4/13  
 Career: 4 (4x), last vs. Memphis 12/06/11  
 ACC: 3, at Duke, 1/2/11
- 3-Point Field Goals**  
 Season: --  
 Career: --  
 ACC: --
- 3-Point Field Goal Attempts**  
 Season: --  
 Career: --  
 ACC: --
- Foul Disqualifications**  
 Season: --  
 Career: --
- Minutes**  
 Season: 18, at Georgia Tech, 1/18/14  
 Career: 22, vs. UNF 11/19/11  
 ACC: 18, at Georgia Tech, 1/18/14


## AKPEJIORI CAREER STATISTICS

Season	GP	GS	Min.	Avg.	3-Point			Free Throws			Rebounds				Scoring										
					FG	FGA	Pct.	FT	FTA	Pct.	Off.	Def.	Tot.	Avg.	PF	FO	Ast.	TO	Blk	Stl	Pts.	Avg.			
2010-11	20	0	98	4.9	5	10	.500	0	0	.000	21	32	.656	13	18	31	1.6	16	0	0	5	12	2	31	1.6
2011-12	22	3	147	6.7	13	27	.481	0	0	.000	10	17	.588	21	12	33	1.5	27	0	2	7	11	4	36	1.6
2012-13	18	0	81	4.5	5	14	.357	0	0	.000	1	3	.333	6	14	20	1.1	8	0	1	3	3	3	11	0.6
2013-14	12	0	79	6.6	1	4	.250	0	0	.000	2	2	1.000	3	10	13	1.1	17	0	0	3	3	1	4	0.3
<b>TOTAL</b>	<b>72</b>	<b>3</b>	<b>405</b>	<b>5.6</b>	<b>24</b>	<b>55</b>	<b>.436</b>	<b>0</b>	<b>0</b>	<b>.000</b>	<b>34</b>	<b>54</b>	<b>.630</b>	<b>43</b>	<b>54</b>	<b>97</b>	<b>1.3</b>	<b>68</b>	<b>0</b>	<b>3</b>	<b>18</b>	<b>29</b>	<b>10</b>	<b>82</b>	<b>1.1</b>

AKPEJIORI 2013-14		TOTAL			3-PTS			FREE THROWS			REBOUNDS													
Opponent	Date	GS	Min	FG	FGA	Pct	3FG	FGA	Pct	FT	FTA	Pct	Off	Def	Tot	Avg	PF	FO	A	TO	Blk	Stl	Pts	Avg
SFB	11-08-13	5	0	0	.000	0	0	.000	0	0	.000	0	0	0	0.0	1	0	0	1	0	0	0	0	0.0
TEXAS SOUTHERN	11-14-13	2	1	1	1.000	0	0	.000	0	0	.000	0	1	1	0.5	3	0	0	0	1	0	0	2	1.0
UCF	11-21-13	4	0	1	.000	0	0	.000	0	0	.000	0	1	1	0.7	0	0	0	0	1	0	0	0	0.7
vs Arizona State	12-01-13	5	0	0	.000	0	0	.000	0	0	.000	0	1	1	0.8	1	0	0	0	0	0	0	0	0.5
at Nebraska	12-04-13	8	0	0	.000	0	0	.000	2	2	1.000	0	1	1	0.8	4	0	0	0	0	0	0	2	0.8
VIRGINIA TECH	12-08-13	9	0	1	.000	0	0	.000	0	0	.000	0	2	2	1.0	2	0	0	1	0	0	0	0	0.7
LOYOLA	12-30-13	8	0	0	.000	0	0	.000	0	0	.000	0	1	1	1.0	0	0	0	0	0	0	0	0	0.6
at Syracuse	01-04-14	3	0	0	.000	0	0	.000	0	0	.000	1	0	1	1.0	1	0	0	1	0	0	0	0	0.5
at UNC	01-08-14	2	0	0	.000	0	0	.000	0	0	.000	1	0	1	1.0	0	0	0	0	0	0	0	0	0.4
at Georgia Tech	01-18-14	18	0	1	.000	0	0	.000	0	0	.000	1	1	2	1.1	2	0	0	0	0	0	1	0	0.4
DUKE	01-22-14	8	0	0	.000	0	0	.000	0	0	.000	0	1	1	1.1	2	0	0	0	0	0	0	0	0.4
SYRACUSE	01-25-14	7	0	0	.000	0	0	.000	0	0	.000	0	1	1	1.1	1	0	0	0	1	0	0	0	0.3







# TONYE JEKIRI

Sophomore | Center | 7-0 | 235

# #23

Hialeah, Fla. | Champagnat Catholic School

### Jekiri Season / Career Highs

**Points**  
 Season: 10, vs. Loyola, 12/30/13  
 Career: 10, vs. Loyola, 12/30/13  
 ACC: 8, vs. Duke, 1/22/14

**Rebounds**  
 Season: 10, at North Carolina, 1/8/14  
 Career: 10, at North Carolina, 1/8/14  
 ACC: 10, at North Carolina, 1/8/14

**Assists**  
 Season: 4, vs. Syracuse, 1/25/14  
 Career: 4, vs. Syracuse, 1/25/14  
 ACC: 4, vs. Syracuse, 1/25/14

**Steals**  
 Season: 2 (2x) last at North Carolina, 1/8/14  
 Career: 2 (2x) last at North Carolina, 1/8/14  
 ACC: 2, at North Carolina, 1/8/14

**Blocked Shots**  
 Season: 3, at North Carolina, 1/8/14  
 Career: 3, at North Carolina, 1/8/14  
 ACC: 3, at North Carolina, 1/8/14

**Field Goals**  
 Season: 4 (3x) last vs. Duke, 1/22/14  
 Career: 4 (3x) last vs. Duke, 1/22/14  
 ACC: 4, vs. Duke, 1/22/14

**Field Goal Attempts**  
 Season: 7 (3x) last vs. Duke, 1/22/14  
 Career: 7 (3x) last vs. Duke, 1/22/14  
 ACC: 7, vs. Duke, 1/22/14

**Free Throws**  
 Season: 2 (2x) last vs. Loyola, 12/30/13  
 Career: 4, vs. Virginia Tech, 2/28/13  
 ACC: 4, vs. Virginia Tech, 2/28/13

**Free Throw Attempts**  
 Season: 4 (2x) last vs. Syracuse, 1/25/14  
 Career: 6, vs. Virginia Tech, 2/28/13  
 ACC: 6, vs. Virginia Tech, 2/28/13

**3-Point Field Goals**  
 Season: --  
 Career: --  
 ACC: --

**3-Point Field Goal Attempts**  
 Season: --  
 Career: --  
 ACC: --

**Foul Disqualifications**  
 Season: 4, last at Georgia Tech, 1/18/14  
 Career: 4, last at Georgia Tech, 1/18/14  
 ACC: 3, last at Georgia Tech, 1/18/14

**Minutes**  
 Season: 27 (2x) last vs. Syracuse, 1/25/14  
 Career: 27 (2x) last vs. Syracuse, 1/25/14  
 ACC: 27 (2x) last vs. Syracuse, 1/25/14

2012-13			
Opposition	P	R	A
at FGCU	1	2	0
Jacksonville	0	0	0
Michigan State	0	2	0
at Massachusetts	0	0	0
Charlotte	0	0	0
at UCF	3	2	0
at Hawai'i	1	0	0
vs. Arizona	0	2	0
vs. Indiana State	0	0	0
La Salle	0	1	0
at Georgia Tech	2	2	0
at North Carolina	0	1	0
Maryland	2	4	0
at Boston College	0	1	1
Duke	2	2	0
Florida State	4	2	0
at Virginia Tech	2	1	0
at NC State	0	2	1
Boston College	2	4	0
North Carolina	2	2	0
at Florida State	2	2	0
at Clemson	0	0	0
Virginia	2	0	0
at Wake Forest	2	3	0
Virginia Tech	4	2	0
at Duke	2	0	0
Georgia Tech	0	0	0
Clemson	2	3	0
vs. Boston College	0	1	0
vs. NC State	2	3	0
vs. North Carolina	1	1	0
vs. Pacific	6	5	0
vs. Illinois	4	2	1
vs. Marquette	0	3	0


- Has only played basketball for four years after moving from Nigeria to South Florida in September 2010 to begin hoops career. Previously played soccer.
- Gained 25 pounds from a season ago, drinking protein shakes, and eating chicken and rice dishes.
- Averaged 3.3 points, 3.3 rebounds, 0.7 blocks and 10.3 minutes in three 2013 NCAA tournament games.
- Saints fan because of former Hurricane Jimmy Graham.
- Terrific learner who picks up concepts quickly.
- Good passer for his size.
- Developing his offensive game.
- Can play with back to basket or step out for a 10-12-foot shot.
- Runs the floor like a guard and has unstoppable motor.
- Only scholarship sophomore on the team, second Florida recruit in Larrañaga era.
- One of eight players on the team recruited by Larrañaga staff.
- Acclimated himself well from Nigeria to U.S. culture.
- Chose jersey number 23 because July 23 is birthday.
- Approach vertical: 37.
- Born Tonye [TAHN-yay] Frank Jekiri [Ja-KEER-EE] July 23, 1994 in Port Harcourt, Nigeria. Son of Emilinia and Frank. Brother to Tammie, Omiebi and Boma.
- Majoring in sports administration.
- Chose Miami over considerations from Virginia Tech, Clemson, Florida State, Auburn, Vanderbilt and Alabama.
- Rated 17th-best center in country by ESPN.com and No. 13 by Scout.com.
- Averaged 20 points, 12 rebounds and 5 blocks per game as a senior.
- On AAU circuit, played for Team Breakdown.

### JEKIRI CAREER STATISTICS

Season	GP	GS	Min.	Avg. FG	FGA	Pct.	3-Point			Free Throws			Rebounds				Scoring								
							FG	FGA	Pct.	FT	FTA	Pct.	Off.	Def.	Tot.	Avg.	PF	FO	Ast.	TO	Blk	Stl	Pts.	Avg.	
2012-13	34	0	235	6.9	18	35	.514	0	0	.000	11	20	.550	28	27	55	1.6	35	0	4	11	11	7	47	1.4
2013-14	19	8	366	19.3	33	78	.423	0	0	.000	7	15	.467	30	61	91	4.8	51	4	14	18	15	10	73	3.8
<b>TOTAL</b>	<b>53</b>	<b>8</b>	<b>601</b>	<b>11.3</b>	<b>51</b>	<b>113</b>	<b>.451</b>	<b>0</b>	<b>0</b>	<b>.000</b>	<b>18</b>	<b>35</b>	<b>.514</b>	<b>58</b>	<b>88</b>	<b>146</b>	<b>2.8</b>	<b>86</b>	<b>4</b>	<b>18</b>	<b>29</b>	<b>26</b>	<b>17</b>	<b>120</b>	<b>2.3</b>

### JEKIRI 2013-14

Opponent	Date	GS	Min	TOTAL			3-PTS			FREE THROWS			REBOUNDS				PF	FO	A	TO	Blk	Stl	Pts	Avg
				FG	FGA	Pct	3FG	FGA	Pct	FT	FTA	Pct	Off	Def	Tot	Avg								
SFB	11-08-13	*	23	2	7	.286	0	0	.000	2	2	1.000	1	8	9	9.0	5	1	1	2	1	0	6	6.0
GA. SOUTHERN	11-11-13	*	9	1	4	.250	0	0	.000	0	0	.000	1	0	1	5.0	2	0	0	2	0	0	2	4.0
TEXAS SOUTHERN	11-14-13	*	12	2	6	.333	0	0	.000	0	0	.000	2	2	4	4.7	1	0	0	1	0	0	4	4.0
at Charleston	11-18-13		16	3	4	.750	0	0	.000	0	0	.000	2	1	3	4.3	3	0	0	0	1	0	6	4.5
UCF	11-21-13		17	1	3	.333	0	0	.000	0	0	.000	0	3	3	4.0	3	0	0	0	0	1	2	4.0
vs George Washington	11-28-13	*	21	1	3	.333	0	0	.000	0	0	.000	0	1	1	3.5	0	0	1	1	1	1	2	3.7
at Cal State Fullerton	11-29-13		20	2	3	.667	0	0	.000	0	0	.000	0	4	4	3.6	3	0	0	2	0	0	4	3.7
vs Arizona State	12-01-13		10	0	3	.000	0	0	.000	0	0	.000	2	1	3	3.5	1	0	0	0	0	0	0	3.3
at Nebraska	12-04-13		21	1	2	.500	0	0	.000	0	0	.000	2	5	7	3.9	2	0	1	0	1	0	2	3.1
VIRGINIA TECH	12-08-13		21	1	5	.200	0	0	.000	0	0	.000	3	4	7	4.2	0	0	0	0	1	0	2	3.0
at Savannah State	12-19-13		14	2	2	1.000	0	0	.000	0	0	.000	0	1	1	3.9	2	0	1	3	1	1	4	3.1
LA SALLE	12-22-13		25	4	7	.571	0	0	.000	1	2	.500	2	5	7	4.2	3	0	0	0	1	2	9	3.6
LOYOLA	12-30-13		23	4	5	.800	0	0	.000	2	4	.500	1	3	4	4.2	5	1	2	1	2	1	10	4.1
at Syracuse	01-04-14		18	2	5	.400	0	0	.000	1	2	.500	2	1	3	4.1	2	0	2	0	1	1	5	4.1
at UNC	01-08-14		27	1	4	.250	0	0	.000	0	0	.000	3	7	10	4.5	4	0	1	3	3	2	2	4.0
FLORIDA STATE	01-15-14	*	20	1	3	.333	0	0	.000	0	0	.000	3	4	7	4.6	5	1	1	0	0	0	2	3.9
at Georgia Tech	01-18-14	*	16	0	1	.000	0	0	.000	0	0	.000	0	3	3	4.5	5	1	0	2	1	0	0	3.6
DUKE	01-22-14	*	26	4	7	.571	0	0	.000	0	1	.000	3	6	9	4.8	1	0	0	1	1	1	8	3.9
SYRACUSE	01-25-14	*	27	1	4	.250	0	0	.000	1	4	.250	3	2	5	4.8	4	0	4	0	0	0	3	3.8



# JAMES KELLY

Junior | Forward | 6-7 | 246

# #35

Ann Arbor, Mich. | Owens CC | Pioneer HS

- Began playing organized basketball junior year of high school after four-inch growth spurt.
- Good touch, very explosive and athletic.
- Catch and shoot from three and midrange.
- Inside-out talent.
- Spending more and more time in the gym to learn the game.
- Came to UM without visiting campus. Impressed by coaching staff's care for his schoolwork and off-the-court life.
- Increased bench 235 to 315 in four months, after never lifting weights before.
- Approach vertical: 37.5 | Bench max: 315
- Teammates compare him to former Cane DeQuan Jones for his personality and athleticism.
- Suite/roommates with Manu Lecomte, Davon Reed and Dre Burnett.
- One of eight players on the team recruited by Larrañaga staff.
- Averaged 17.9 points, 10.0 rebounds, 1.0 assist, 1.5 steals and 1.5 blocks per game in two seasons at Owens. Totaled 1,219 points, 678 rebounds, 105 blocks, 104 steals and 70 assists. First player in program history to record 1,000 points, 600 rebounds, 100 steals and 100 blocks in his career. 38 career double-doubles.
- Led the Ohio Community College Athletic Conference (OCCAC) in scoring (21.1 ppg) and rebounding (11.4 rpg), third in blocks (1.6bpg) and fourth in steals (2.3spg).
- NJCAA D-II Second Team All-American as a sophomore.
- Played in NJCAA Division II tournament semifinals.
- Born James Leo Kelly August 12, 1993. Son of Darlene Ison and Desi Kelly. Brother to Desi Kelly, Jr.
- Majoring in liberal arts.
- Recruited by Michigan State, New Mexico, West Virginia and Clemson.
- Played AAU for the Michigan Warriors.

**Kelly Season Highs**

**Points**  
 Season: 18, at Charleston, 11/18/13  
 ACC: 12, vs. Virginia Tech, 12/8/13

**Rebounds**  
 Season: 9, vs. Virginia Tech, 12/8/13  
 ACC: 9, vs. Virginia Tech, 12/8/13

**Assists**  
 Season: 2 (2x) last vs. Texas Southern, 11/14/13  
 ACC: 1 (2x) last vs. Syracuse, 1/25/14

**Steals**  
 Season: 2 (2x) last at Charleston, 11/18/13  
 ACC: 1 (3x) last vs. Florida State, 1/15/14

**Blocked Shots**  
 Season: 2, at Cal State Fullerton, 11/29/13  
 ACC: 1 (2x) last vs. Duke, 1/22/14

**Field Goals**  
 Season: 7, vs. Texas Southern, 11/14/13  
 ACC: 5, vs. Virginia Tech, 12/8/13

**Field Goal Attempts**  
 Season: 11, vs. Texas Southern, 11/14/13  
 ACC: 14, vs. Virginia Tech, 12/8/13

**Free Throws**  
 Season: 3 (3x) last vs. Duke, 1/22/14  
 ACC: 3, vs. Duke, 1/22/14

**Free Throw Attempts**  
 Season: 4 (3x) last vs. Duke, 1/22/14  
 ACC: 4, vs. Duke, 1/22/14

**3-Point Field Goals**  
 Season: 3 (2x) last at Charleston, 11/18/13  
 ACC: 1 (2x) last vs. Duke, 1/22/14

**3-Point Field Goal Attempts**  
 Season: 4, vs. Texas Southern, 11/14/13  
 ACC: 3, vs. Florida State, 1/15/14

**Foul Disqualifications**  
 Season: --  
 ACC: --


**Minutes**  
 Season: 35, vs. Arizona State, 12/1/13  
 ACC: 31, vs. Virginia Tech, 12/8/13

**KELLY CAREER STATISTICS**

Season	GP	GS	Min.	Avg.	3-Point			Free Throws			Rebounds				Scoring										
					FG	FGA	Pct.	FT	FTA	Pct.	Off.	Def.	Tot.	Avg.	PF	FO	Ast.	TO	Blk	Stl	Pts.	Avg.			
2013-14	19	11	423	22.3	59	114	.518	11	27	.407	18	27	.667	22	62	84	4.4	37	0	12	16	11	10	147	7.7

KELLY 2013-14		TOTAL					3-PTS			FREE THROWS			REBOUNDS											
Opponent	Date	GS	Min	FG	FGA	Pct	3FG	FGA	Pct	FT	FTA	Pct	Off	Def	Tot	Avg	PF	FO	A	TO	Blk	Stl	Pts	Avg
SFB	11-08-13	5	0	0	0	.000	0	0	.000	0	0	.000	3	1	4	4.0	2	0	0	2	0	0	0	0.0
GA. SOUTHERN	11-11-13	20	5	8	8	.625	0	1	.000	0	0	.000	2	0	2	3.0	2	0	2	0	0	1	10	5.0
TEXAS SOUTHERN	11-14-13	28	7	11	11	.636	3	4	.750	0	0	.000	1	6	7	4.3	3	0	2	1	0	2	17	9.0
at Charleston	11-18-13	* 33	6	9	9	.667	3	3	1.000	3	4	.750	0	4	4	4.3	2	0	1	0	1	2	18	11.3
UCF	11-21-13	* 16	1	4	4	.250	0	2	.000	0	0	.000	2	2	4	4.2	3	0	1	1	1	0	2	9.4
vs George Washington	11-28-13	28	5	9	9	.556	0	0	.000	1	2	.500	2	4	6	4.5	2	0	0	0	1	0	11	9.7
at Cal State Fullerton	11-29-13	* 24	4	7	7	.571	1	2	.500	1	2	.500	1	6	7	4.9	3	0	1	0	2	0	10	9.7
vs Arizona State	12-01-13	* 35	4	7	7	.571	0	2	.000	3	4	.750	0	6	6	5.0	3	0	1	1	1	0	11	9.9
at Nebraska	12-04-13	* 28	1	4	4	.250	0	2	.000	0	0	.000	0	5	5	5.0	0	0	0	1	1	0	2	9.0
VIRGINIA TECH	12-08-13	* 31	5	14	14	.357	0	1	.000	2	2	1.000	3	6	9	5.4	4	0	0	2	0	1	12	9.3
at Savannah State	12-19-13	* 26	3	5	5	.600	0	1	.000	0	1	.000	2	6	8	5.6	0	0	1	2	0	1	6	9.0
LA SALLE	12-22-13	* 20	4	7	7	.571	1	1	1.000	1	2	.500	0	3	3	5.4	1	0	0	2	1	1	10	9.1
LOYOLA	12-30-13	* 29	5	8	8	.625	1	1	1.000	0	0	.000	2	4	6	5.5	2	0	1	0	1	0	11	9.2
at Syracuse	01-04-14	* 28	4	5	5	.800	0	1	.000	0	0	.000	1	2	3	5.3	1	0	1	2	0	0	8	9.1
at UNC	01-08-14	* 10	0	1	1	.000	0	1	.000	1	2	.500	0	1	1	5.0	2	0	0	0	1	1	1	8.6
FLORIDA STATE	01-15-14	18	1	5	5	.200	1	3	.333	1	2	.500	3	1	4	4.9	2	0	0	1	0	1	4	8.3
at Georgia Tech	01-18-14	3	0	0	0	.000	0	0	.000	0	0	.000	0	0	0	4.6	1	0	0	0	0	0	0	7.8
DUKE	01-22-14	16	2	4	4	.500	1	2	.500	3	4	.750	0	2	2	4.5	1	0	0	1	1	0	8	7.8
SYRACUSE	01-25-14	25	2	6	6	.333	0	0	.000	2	2	1.000	0	3	3	4.4	3	0	1	0	0	0	6	7.7





# MANU LECOMTE #20

Freshman | Guard | 5-11 | 159

Brussels, Belgium | Athene des Pagodes

**Lecomte Season Highs**

**Points**  
 Season: 16, at Georgia Tech, 1/18/14  
 ACC: 16, at Georgia Tech, 1/18/14

**Rebounds**  
 Season: 4 (4x) last at Georgia Tech, 1/18/14  
 ACC: 4 (2x) last at Georgia Tech, 1/18/14

**Assists**  
 Season: 7, at North Carolina, 1/8/14  
 ACC: 7, at North Carolina, 1/8/14

**Steals**  
 Season: 2 (3x) last at Savannah State, 12/19/13  
 ACC: 1 (3x) last at Georgia Tech, 1/18/14

**Blocked Shots**  
 Season: 1, vs. Ga. Southern, 11/11/13  
 ACC: --

**Field Goals**  
 Season: 5, at Georgia Tech, 1/18/14  
 ACC: 5, at Georgia Tech, 1/18/14

**Field Goal Attempts**  
 Season: 12, at Georgia Tech, 1/18/14  
 ACC: 12, at Georgia Tech, 1/18/14

**Free Throws**  
 Season: 6 (3x) last at Georgia Tech, 1/18/14  
 ACC: 6 (2x) last at Georgia Tech, 1/18/14

**Free Throw Attempts**  
 Season: 8, at North Carolina, 1/8/14  
 ACC: 8, at North Carolina, 1/8/14

**3-Point Field Goals**  
 Season: 2 (4x) last at Syracuse, 1/4/14  
 ACC: 2, at Syracuse, 1/4/14

**3-Point Field Goal Attempts**  
 Season: 4 (3x) last at Syracuse, 1/4/14  
 ACC: 4, at Syracuse, 1/4/14

**Foul Disqualifications**  
 Season: --  
 ACC: --

**Minutes**  
 Season: 38, at North Carolina, 1/8/14  
 ACC: 38, at North Carolina, 1/8/14

- Team's only pure point guard. Can shoot the three or pull up for jumpers.
- Played as an amateur at the pro level in Belgium since he was 16.
- Head coach Larrañaga and assistant coach Michael Huger both played pro ball in Belgium.
- Young collegiate player, turning 18 in August of his freshman year at Miami.
- Very good shooter who averages in upper 60s in five minutes of threes drill.
- Adjusted well to American culture and has acclimated himself well to Miami.
- Did not visit campus before attending UM.
- Improved strength in short amount of time.
- Approach vertical: 35.5 | Bench max: 245 | 185 test: 11
- Very professional about his game, wants to improve, spends a lot of time working at it.
- One of eight players on the team recruited by Larrañaga staff
- Suite/roommates with James Kelly, Davon Reed and Dre Burnett.
- Born Emmanuel Lecomte [la-conn-t] Aug. 16, 1995. Goes by Manu [man-ew].
- Son of Philippe and Marie. Brother to Christina.
- First language is French. Mother is Cameroonian and father is Belgian.
- Played for second division Mons-Hainant Belfius in Belgium where he averaged 12.4 points, 2.8 rebounds, and 3.2 assists per game
- Majoring in economics
- Competed in Belgium's U16, U18 and U20 championships, most recently playing in the U18 European Championship, where he led his country in scoring with 12.0 ppg and 2.9 assists in eight outings.
- Also recruited by Gonzaga, Creighton and UAB.

**LECOMTE CAREER STATISTICS**

Season	GP	GS	Min.	Avg.	3-Point			Free Throws			Rebounds				Scoring										
					FG	FGA	Pct.	FT	FTA	Pct.	Off.	Def.	Tot.	Avg.	PF	FO	Ast.	TO	Blk	Stl	Pts.	Avg.			
2013-14	19	10	529	27.8	44	113	.389	12	33	.364	35	43	.814	8	30	38	2.0	34	0	49	32	1	13	135	7.1

LECOMTE 2013-14		TOTAL					3-PTS			FREE THROWS			REBOUNDS											
Opponent	Date	GS	Min	FG	FGA	Pct	3FG	FGA	Pct	FT	FTA	Pct	Off	Def	Tot	Avg	PF	FO	A	TO	Blk	Stl	Pts	Avg
SFB	11-08-13	*	34	3	10	.300	0	2	.000	3	4	.750	0	1	1	1.0	2	0	1	2	0	2	9	9.0
GA. SOUTHERN	11-11-13	*	36	4	8	.500	2	4	.500	2	2	1.000	1	3	4	2.5	1	0	1	0	1	1	12	10.5
TEXAS SOUTHERN	11-14-13	*	33	4	8	.500	2	4	.500	2	2	1.000	2	1	3	2.7	1	0	4	0	0	2	12	11.0
at Charleston	11-18-13	*	33	4	8	.500	0	0	.000	6	6	1.000	0	4	4	3.0	4	0	5	3	0	0	14	11.8
UCF	11-21-13	*	33	0	6	.000	0	2	.000	0	0	.000	0	0	0	2.4	2	0	2	3	0	0	0	9.4
vs George Washington	11-28-13	*	25	2	6	.333	1	2	.500	0	0	.000	2	0	2	2.3	2	0	0	2	0	0	5	8.7
at Cal State Fullerton	11-29-13		15	2	4	.500	0	2	.000	0	0	.000	0	3	3	2.4	1	0	1	0	0	1	4	8.0
vs Arizona State	12-01-13		10	1	3	.333	0	0	.000	0	0	.000	0	1	1	2.3	0	0	1	0	0	0	2	7.3
at Nebraska	12-04-13		23	2	4	.500	0	0	.000	1	3	.333	0	2	2	2.2	4	0	4	4	0	0	5	7.0
VIRGINIA TECH	12-08-13		27	3	8	.375	0	1	.000	1	2	.500	0	4	4	2.4	2	0	2	3	0	1	7	7.0
at Savannah State	12-19-13		32	2	3	.667	2	2	1.000	4	4	1.000	0	2	2	2.4	1	0	4	2	0	2	10	7.3
LA SALLE	12-22-13		28	2	6	.333	0	1	.000	1	2	.500	1	3	4	2.5	3	0	2	0	0	1	5	7.1
LOYOLA	12-30-13		20	2	3	.667	1	1	1.000	1	2	.500	0	0	0	2.3	2	0	3	0	0	1	6	7.0
at Syracuse	01-04-14		25	3	6	.500	2	4	.500	0	0	.000	0	0	0	2.1	1	0	0	2	0	1	8	7.1
at UNC	01-08-14		38	2	7	.286	1	1	1.000	6	8	.750	0	3	3	2.2	2	0	7	2	0	0	11	7.3
FLORIDA STATE	01-15-14	*	37	1	7	.143	0	2	.000	0	0	.000	0	1	1	2.1	2	0	6	0	0	0	2	7.0
at Georgia Tech	01-18-14	*	37	5	12	.417	0	3	.000	6	6	1.000	2	2	4	2.2	1	0	3	3	0	1	16	7.5
DUKE	01-22-14	*	23	1	2	.500	0	0	.000	2	2	1.000	0	0	0	2.1	2	0	2	6	0	0	4	7.3
SYRACUSE	01-25-14	*	20	1	2	.500	1	2	.500	0	0	.000	0	0	0	2.0	1	0	1	0	0	0	3	7.1



# DAVON REED

Freshman | Guard | 6-6 | 208

# #5

Ewing, N.J. | Princeton Day School (N.J.)

**Reed Season Highs**

**Points**  
 Season: 19 vs. Arizona State, 12/1/13  
 ACC: 16, vs. Syracuse, 1/25/14

**Rebounds**  
 Season: 5 (2x) last vs. Virginia Tech, 12/8/13  
 ACC: 5, vs. Virginia Tech, 12/8/13

**Assists**  
 Season: 7, vs. Loyola, 12/30/13  
 ACC: 1, at Syracuse, 1/4/14

**Steals**  
 Season: 2 (4x) last vs. Loyola, 12/30/13  
 ACC: --

**Blocked Shots**  
 Season: 1 (2x) last vs. UCF, 11/21/13  
 ACC: 1, vs. Syracuse, 1/25/14

**Field Goals**  
 Season: 7, vs. UCF, 11/21/13  
 ACC: 5, vs. Syracuse, 1/25/14

**Field Goal Attempts**  
 Season: 12, at Cal State Fullerton, 11/29/13  
 ACC: 10, vs. Virginia Tech, 12/8/13

**Free Throws**  
 Season: 5, vs. Loyola, 12/30/13  
 ACC: 3, vs. Syracuse, 1/25/14

**Free Throw Attempts**  
 Season: 6, vs. Arizona State, 12/1/13  
 ACC: 3, vs. Syracuse, 1/25/14

**3-Point Field Goals**  
 Season: 5, vs. Arizona State, 12/1/13  
 ACC: 3, vs. Syracuse, 1/25/14

**3-Point Field Goal Attempts**  
 Season: 8, vs. Arizona State, 12/1/13  
 ACC: 4 (2x) last vs. Syracuse, 1/25/14

**Foul Disqualifications**  
 Season: --  
 ACC: --

**Minutes**  
 Season: 36 (2x) last vs. Arizona State, 12/1/13  
 ACC: 32, vs. Virginia Tech, 12/8/13

- Focused. Structured. Determined. Competitive. True student of the game. Will do whatever it takes to win.
- Roommate James Kelly says Reed is the most organized and focused person he's ever met.
- A 3 guard who is playing out of position at the point for Miami.
- Improved bench 175 to 250 pounds in four months.
- Approach vertical: 40.5 | Bench max: 250 | 185 test: 11
- One of eight players on the team recruited by Larrañaga staff.
- Suite/roommates with Manu Lecomte, Davon Reed and Dre Burnett.
- Four-star swingman listed as a Top 100 player (No. 97) by Rivals.com and No. 78 in the Class of 2013 by ESPN
- Third-best talent in New Jersey and 18th best nationally at the shooting guard position, according to ESPN.com.
- Kevin Durant Skills Academy. McDonald's All-American candidate.
- 2,000 point scorer. Averaged 24 points and 10 rebounds as a senior.
- Youth Role Model Award from Join-Effort Princeton for both dedication to his community and excellence in his personal life.
- Born Davon Malcolm Reed June 11, 1995. Son of David Reed and Rose Reed. Brother to Miles.
- Majoring in sports administration
- Played AAU ball with Team Final.
- Chose Miami over offers from Wake Forest, Cincinnati, Xavier and Memphis.

**REED CAREER STATISTICS**

Season	GP	GS	Min.	Avg.	3-Point			Free Throws			Rebounds				Scoring										
					FG	FGA	Pct.	FT	FTA	Pct.	Off.	Def.	Tot.	Avg.	PF	FO	Ast.	TO	Blk	Stl	Pts.	Avg.			
2013-14	19	9	457	24.1	46	127	.362	25	68	.368	23	36	.639	8	27	35	1.8	28	0	30	31	3	11	140	7.4

REED 2013-14		TOTAL			3-PTS			FREE THROWS			REBOUNDS													
Opponent	Date	GS	Min	FG	FGA	Pct	3FG	FGA	Pct	FT	FTA	Pct	Off	Def	Tot	Avg	PF	FO	A	TO	Blk	Stl	Pts	Avg
SFB	11-08-13	18	1	5	.200	0	1	.000	1	2	.500	0	1	1	1.0	1	0	0	0	0	0	1	3	3.0
GA. SOUTHERN	11-11-13	21	1	5	.200	1	4	.250	4	4	1.000	0	1	1	1.0	4	0	2	1	0	0	7	5.0	
TEXAS SOUTHERN	11-14-13	27	4	8	.500	3	4	.750	0	1	.000	2	1	3	1.7	0	0	3	1	0	0	11	7.0	
at Charleston	11-18-13	26	1	6	.167	1	2	.500	0	0	.000	1	1	2	1.8	3	0	3	2	1	0	3	6.0	
UCF	11-21-13	26	7	10	.700	3	5	.600	0	0	.000	1	4	5	2.4	2	0	1	2	1	2	17	8.2	
vs George Washington	11-28-13	35	2	7	.286	2	5	.400	0	0	.000	0	2	2	2.3	2	0	2	3	0	2	6	7.8	
at Cal State Fullerton	11-29-13	* 36	4	12	.333	1	6	.167	0	2	.000	0	3	3	2.4	1	0	2	1	0	0	9	8.0	
vs Arizona State	12-01-13	* 36	5	10	.500	5	8	.625	4	6	.667	0	1	1	2.3	3	0	2	2	0	0	19	9.4	
at Nebraska	12-04-13	* 31	2	11	.182	1	6	.167	0	0	.000	1	1	2	2.2	2	0	2	2	0	2	5	8.9	
VIRGINIA TECH	12-08-13	* 32	4	10	.400	1	3	.333	1	2	.500	2	3	5	2.5	0	0	0	3	0	0	10	9.0	
at Savannah State	12-19-13	* 22	3	5	.600	1	2	.500	1	5	.200	0	1	1	2.4	2	0	1	3	0	1	8	8.9	
LA SALLE	12-22-13	* 25	3	8	.375	1	5	.200	1	1	1.000	0	0	0	2.2	2	0	4	1	0	0	8	8.8	
LOYOLA	12-30-13	* 31	1	6	.167	1	5	.200	5	5	1.000	0	2	2	2.2	0	0	7	3	0	2	8	8.8	
at Syracuse	01-04-14	* 20	1	3	.333	1	3	.333	2	2	1.000	0	0	0	2.0	1	0	1	1	0	0	5	8.5	
at UNC	01-08-14	* 10	0	3	.000	0	1	.000	0	0	.000	0	2	2	2.0	0	0	0	2	0	0	0	7.9	
FLORIDA STATE	01-15-14	14	0	4	.000	0	4	.000	0	0	.000	0	1	1	1.9	0	0	0	1	0	0	0	7.4	
at Georgia Tech	01-18-14	7	1	2	.500	0	0	.000	1	2	.500	0	0	0	1.8	1	0	0	1	0	0	3	7.2	
DUKE	01-22-14	15	1	4	.250	0	0	.000	0	1	.000	1	1	2	1.8	1	0	0	0	0	1	2	6.9	
SYRACUSE	01-25-14	25	5	8	.625	3	4	.750	3	3	1.000	0	2	2	1.8	3	0	0	2	1	0	16	7.4	









# DEANDRE BURNETT

Freshman | Guard | 6-2 | 191

# #1

Miami, Fla. | Carol City HS

**As a Freshman (2013-14):** Injured left wrist in early November and is expected to redshirt freshman season.

**High School:** A 2012 *Parade All-American*, one of only two players from the state of Florida and one of five Atlantic Coast Conference recruits to earn the honor ... Third in the nation in scoring as a high school senior ... As a senior, averaged 37 ppg, 5 apg, and 6 rpg ... Notched 45 points three times in his final prep season ... Recorded 25 points and 11 assists in first game Coach L saw him play ... Class AA Player of the Year ... All-state ... First team Miami-Dade County ... As a junior, averaged 28 ppg ... Played for Barry Robinson at Carol City High School ... Earned varsity letters all four years ... On academic on honor roll ... Played final year at Massanutten Military Academy in Virginia.

**Personal:** Name is Deandre, but goes by Dre ... Born January 21, 1994 ... Son of Varondria Burnett and James Cook ... Brother to Dalvin, James, Daneisha, Jamiya, and Jameisha ... Grew up a Canes fan ... Also recruited by South Carolina, Ole Miss, Marshall, Virginia, and La Salle ... Majoring in sports administration ... Played AAU for Team U ... Larranaga's third signee from the state of Florida, joining former Hurricane Shane Larkin (Dr. Phillips) and current sophomore Tonye Jekiri (Champagnat).



# CORN ELDER

Freshman | Guard | 5-10 | 173

# #2

Nashville, Tenn. | Ensworth HS

**High School:** Averaged 20.2 points, 4.7 assists, and 4.2 steals in his senior season ... Scored 1,521 career points ... Led Tigers to a 97-20 record in his prep years ... Career-high 41 points in the DII-AA finals game ... Named both the 2013 boys basketball and football player of the year by The Tennessean ... State tournament MVP three-straight years ... Led Ensworth to two straight Division II-AA basketball championships.

**Football:** Recorded two tackles in collegiate debut vs. FAU ... Rated nation's No. 8 athlete by *247Sports.com* and No. 7 running back by *Rivals.com* ... Also listed as nation's No. 17 and No. 33 running back by *ESPN* and *Scout.com*, respectively ... 4-star athlete ranked as No. 2 running back in Tennessee by both *ESPN* and *Rivals.com* ... Known for his speed and elusiveness ... Rushed for 2,618 yards and 39 touchdowns as senior in 2012 and led Ensworth to third straight Division II-AA state title ... Finished prep football career with 6,351 rushing yards, 84 touchdowns and three consecutive state titles ... No. 2 prospect on The Tennessean Dandy Dozen ... Named Mr. Football Back of the Year in 2011 and 2012 ... Clocked with 4.42 40 time.

**Personal:** Full name is Cornelius Elder, but goes by Corn.



# MIKE FERNANDEZ

Freshman | Guard | 6-1 | 189

# #11

Coral Gables, Fla. | Belen Jesuit

**High School:** All-Dade county team honorable mention two years .. Dade vs. Palm Beach County all-star game ... Averaged 8.0 ppg senior year ... Hit 40 percent of field goals senior year ... Three-year varsity letterman ... Two-year starter at guard ... Coached by Jose Roca ... Honor roll ... Played water polo, winning second place at state ... Also on track team.

**Fernandez Season Highs**

Minutes  
Season: 2, vs. Loyola, 12/30/13

**Personal:** Born Michael Brandon Fernandez April 5, 1995 ... Son of Ilena and Joaquin Novoa and Mike and Constance Fernandez ... Brother to George, Alexander, Cristofer and Michelle Fernandez, and Joaquin Novoa ... Majoring in finance ... First language is Spanish ... Played AAU for Gold Coast: Team Miami ... Recruited by Cornell University.

**FERNANDEZ CAREER STATISTICS**

Season	GP	GS	Min.	Avg.	3-Point			Free Throws			Rebounds			Scoring																		
					FGA	Pct.	FG	FTA	Pct.	Off.	Def.	Tot.	Avg.	Pf	Fo	Ast.	TO	Blk	Stl	Pts.	Avg.											
2013-14	2	0	3	1.5	0	0	0	0	0	0	0	0	0	0	0	0	0	0	0	0	0	0	0	0	0	0	0	0	0	0	0	0



# JUSTIN HELLER

Senior | Guard | 6-2 | 177

# #12

Boca Raton, Fla. | West Boca Raton Community

**Heller Season / Career Highs**

<b>Points</b>
Season: --
Career: 2, vs. Charlotte, 12/14/12
<b>Rebounds</b>
Season: 1, vs. Loyola, 12/30/13
Career: 3, vs. Charlotte, 12/14/12
<b>Assists</b>
Season: --
Career: 1 (2x) last vs. Florida State, 1/27/13
<b>Steals</b>
Season: --
Career: --
<b>Blocked Shots</b>
Season: --
Career: --
<b>Field Goals</b>
Season: --
Career: 1, vs. Charlotte, 12/14/12
<b>Field Goal Attempts</b>
Season: --
Career: 1 (5x), last vs. Florida State, 1/27/13
<b>Free Throws</b>
Season: --
Career: --
<b>Free Throw Attempts</b>
Season: --
Career: 2, vs. Charlotte, 12/14/12
<b>3-Point Field Goals</b>
Season: --
Career: --
<b>3-Point Field Goal Attempts</b>
Season: --
Career: 1 (2x) last vs. Florida State, 1/27/13
<b>Foul Disqualifications</b>
Season: --
Career: --
<b>Minutes</b>
Season: 2, vs. Loyola, 12/30/13
Career: 3, vs. Charlotte, 12/14/12

**ACC Academic Honor Roll**

**As a Senior (2013-14):** Put on scholarship for his final semester as a Cane.

**As a Junior (2012-13):** ACC Academic Honor Roll ... Walk on who played in nine games ... In three minutes against Charlotte grabbed three rebounds and scored two points ... Pulled down a board and notched an assist vs. Florida State.

**As a Sophomore (2011-12):** Played in seven games, including four ACC matchups ... Attempted two shots, including one three pointer ... Grabbed a pair of defensive rebounds ... Season highs include one field goal attempt against Boston College and Wake Forest, one three-point attempt vs. Boston College, two rebounds against Appalachian State and two minutes vs. App State ... Book Buster (3.0 GPA)... Athletics Director Honor Roll (3.2 GPA).

**As a Freshman (2010-11):** Walked onto the team... Practiced, but did not see any game time.

**High School:** After transferring to West Boca, played one year of varsity basketball for the Bulls... Among top 30 three-point scorers in Palm Beach County in 2009-10... The Bulls were the only team to beat powerhouse Dwyer, the top-ranked high school in the county, with an 82-73 victory.

**Personal:** Born Justin Ryan Heller on Dec. 26, 1991 ... Son of Neal Heller and Liz Heller ... Brother to Anthony Anderson ...Majoring in business, with aspirations of becoming a CEO... Recruited by American and North Florida ... Nickname is J-Hell.

2011-12				2012-13			
Opposition	P	R	A	Opposition	P	R	A
at Charlotte	0	0	0	Jacksonville	0	0	0
Appalachian St.	0	2	0	Charlotte	2	3	0
at Boston College	0	0	0	at UCF	0	0	1
Virginia Tech	0	0	0	at Hawai'i	0	0	0
Wake Forest	0	0	0	Duke	0	0	0
Boston College	0	0	0	Florida State	0	1	1
Minnesota	0	0	0	Boston College	0	0	0
				North Carolina	0	0	0
				vs. Pacific	0	0	0

**HELLER CAREER STATISTICS**

Season	GP	GS	Min.	Avg.	FG	FGA	Pct.	3-Point			Free Throws			Rebounds			PF	FO	Ast.	TO	Blk	Stl	Scoring		
								FG	FGA	Pct.	FT	FTA	Pct.	Off.	Def.	Tot.							Avg.	Pts.	Avg.
2011-12	7	0	4	0.6	0	2	.000	0	1	.000	0	0	.000	0	2	2	0.3	0	0	0	1	0	0	0	0.0
2012-13	9	0	11	1.2	1	3	.333	0	1	.000	0	2	.000	0	4	4	0.4	1	0	2	2	0	0	2	0.2
2013-14	2	0	3	1.5	0	0	.000	0	0	.000	0	0	.000	0	1	1	0.5	0	0	0	1	0	0	0	0.0
<b>TOTAL</b>	<b>18</b>	<b>0</b>	<b>18</b>	<b>1.0</b>	<b>1</b>	<b>5</b>	<b>.200</b>	<b>0</b>	<b>2</b>	<b>.000</b>	<b>0</b>	<b>2</b>	<b>.000</b>	<b>0</b>	<b>7</b>	<b>7</b>	<b>0.4</b>	<b>1</b>	<b>0</b>	<b>2</b>	<b>4</b>	<b>0</b>	<b>0</b>	<b>2</b>	<b>0.1</b>



# STEVE SORENSON

Sophomore | Guard | 6-0 | 161

# #3

Dallas, Texas | St. Mark's School of Texas

**Sorenson Season / Career Highs**

<b>Points</b>
Season: --
Career: 1, vs. Duke 1/23/13
<b>Rebounds</b>
Season: --
Career: --
<b>Assists</b>
Season: --
Career: --
<b>Steals</b>
Season: --
Career: --
<b>Field Goals</b>
Season: --
Career: --
<b>Field Goal Attempts</b>
Season: --
Career: --
<b>Free Throws</b>
Season: --
Career: 1, vs. Duke 1/23/13
<b>Free Throw Attempts</b>
Season: --
Career: 1 (2x) last vs. Duke 1/23/13
<b>3-Point Field Goals</b>
Season: --
Career: --
<b>3-Point Field Goal Attempts</b>
Season: --
Career: --
<b>Minutes</b>
Season: 1 (2x) last vs. Loyola, 12/30/13
Career: 3, vs. Charlotte, 12/14/12

**ACC Academic Honor Roll**

**As a Freshman (2012-13):** ACC Academic Honor Roll ... Walk on who joined the team prior to the season ... Played in eight games ... Hit a free throw vs. Duke to score first collegiate point on Jan. 23, 2013.

**High School:** Named all state by the Texas Association of Basketball Coaches as a senior ... TABC academic all-state ... Two-time All-Southwest Preparatory Conference... Trinity Valley Christian all-tournament team twice ... Team captain both junior and senior seasons ... Averaged 18 points, six assists, three rebounds, two steals in senior campaign ... Shot 50 percent from both the field and distance in final season ... Team leadership award ... Invited to TABC all-star game and 2012 Showboat Classic ... Team MVP ... Notched 12 points, five assists, four rebounds and two steals per game sophomore season ... Shot 50 percent from the field and 49 percent from three ... Most improved player sophomore season ... Three-year letterwinner ... Honor roll all four years.

**Personal:** Full name is Steven Lewis Sorenson, goes by Steve ... Born Dec. 30, 1993 in St. Louis, Mo. ... Son of Skip and Yvonne ... Brother to Erik, who was a walk-on with the Virginia Tech basketball team from 2010-12 ... Played AAU ball for Dallas Heroes ... Majoring in business.

2012-13			
Opposition	P	R	A
Jacksonville	0	0	0
Charlotte	0	0	0
at Hawai'i	0	0	0
Duke	1	0	0
Florida State	0	0	0
Boston College	0	0	0
North Carolina	0	0	0
vs. Pacific	0	0	0

**SORENSON CAREER STATISTICS**

Season	GP	GS	Min.	Avg.	FG	FGA	Pct.	3-Point			Free Throws			Rebounds			PF	FO	Ast.	TO	Blk	Stl	Scoring		
								FG	FGA	Pct.	FT	FTA	Pct.	Off.	Def.	Tot.							Avg.	Pts.	Avg.
2012-13	8	0	10	1.3	0	0	.000	0	0	.000	1	3	.333	0	0	0	0.0	0	0	0	3	0	0	1	0.1
2013-14	2	0	2	1.0	0	0	.000	0	0	.000	0	0	.000	0	0	0	0.0	0	0	0	0	0	0	0	0.0
<b>TOTAL</b>	<b>10</b>	<b>0</b>	<b>12</b>	<b>1.2</b>	<b>0</b>	<b>0</b>	<b>.000</b>	<b>0</b>	<b>0</b>	<b>.000</b>	<b>1</b>	<b>3</b>	<b>.333</b>	<b>0</b>	<b>0</b>	<b>0</b>	<b>0.0</b>	<b>0</b>	<b>0</b>	<b>0</b>	<b>3</b>	<b>0</b>	<b>0</b>	<b>1</b>	<b>0.1</b>

**2013-14 Miami Men's Basketball**  
**University of Miami Combined Team Statistics (as of Jan 25, 2014)**  
**All games**

<b>RECORD:</b>	<b>OVERALL</b>	<b>HOME</b>	<b>AWAY</b>	<b>NEUTRAL</b>
ALL GAMES	10-9	4-6	5-2	1-1
CONFERENCE	2-5	0-4	2-1	0-0
NON-CONFERENCE	8-4	4-2	3-1	1-1

##	Player	gp-gs	min	avg	Total		3-Point		F-Throw		Rebounds				pf	dq	a	to	blk	stl	pts	avg
					fg-fga	fg%	3fg-fga	3fg%	ft-fta	ft%	off	def	tot	avg								
15	Rion Brown	19-19	651	34.3	91-215	.423	31-95	.326	41-54	.759	31	88	119	6.3	35	0	45	26	2	18	254	13.4
22	Donnavan Kirk	19-19	560	29.5	76-151	.503	9-26	.346	22-38	.579	53	63	116	6.1	45	1	4	29	38	7	183	9.6
25	Garrius Adams	19-19	646	34.0	59-173	.341	18-73	.247	46-68	.676	11	69	80	4.2	35	1	55	33	4	28	182	9.6
35	James Kelly	19-11	423	22.3	59-114	.518	11-27	.407	18-27	.667	22	62	84	4.4	37	0	12	16	11	10	147	7.7
05	Davon Reed	19-9	457	24.1	46-127	.362	25-68	.368	23-36	.639	8	27	35	1.8	28	0	30	31	3	11	140	7.4
20	Manu Lecomte	19-10	529	27.8	44-113	.389	12-33	.364	35-43	.814	8	30	38	2.0	34	0	49	32	1	13	135	7.1
23	Tonye Jekiri	19-8	366	19.3	33-78	.423	0-0	.000	7-15	.467	30	61	91	4.8	51	4	14	18	15	10	73	3.8
21	Erik Swoope	17-0	181	10.6	13-37	.351	1-6	.167	14-21	.667	8	21	29	1.7	17	0	4	5	2	3	41	2.4
04	Raphael Akpejori	12-0	79	6.6	1-4	.250	0-0	.000	2-2	1.000	3	10	13	1.1	17	0	0	3	3	1	4	0.3
12	Justin Heller	2-0	3	1.5	0-0	.000	0-0	.000	0-0	.000	0	1	1	0.5	0	0	0	1	0	0	0	0.0
03	Steve Sorenson	2-0	2	1.0	0-0	.000	0-0	.000	0-0	.000	0	0	0	0.0	0	0	0	0	0	0	0	0.0
11	Mike Fernandez	2-0	3	1.5	0-0	.000	0-0	.000	0-0	.000	0	0	0	0.0	0	0	0	3	0	0	0	0.0
Team											26	29	55				4					
Total.....		19	3900		422-1012	.417	107-328	.326	208-304	.684	200	461	661	34.8	299	6	213	201	79	101	1159	61.0
Opponents.....		19	3900		402-1016	.396	126-373	.338	196-301	.651	212	437	649	34.2	299	2	208	201	54	102	1126	59.3

TEAM STATISTICS	UM	OPP	Date	Opponent	Score	Att.
SCORING	1159	1126	11-08-13	ST. FRANCIS BROOKLYN	Lot 62-66	6060
Points per game	61.0	59.3	11-11-13	GEORGIA SOUTHERN	Wot 81-80	4654
Scoring margin	+1.7	-	11-14-13	TEXAS SOUTHERN	W 84-69	4728
FIELD GOALS-ATT	422-1012	402-1016	\$ 11-18-13	at College of Charleston	W 70-54	4018
Field goal pct	.417	.396	11-21-13	UCF	L 58-63	4895
3 POINT FG-ATT	107-328	126-373	& 11-28-13	vs George Washington	Lot 63-71	1966
3-point FG pct	.326	.338	& 11-29-13	at Cal State Fullerton	W 48-46	1857
3-pt FG made per game	5.6	6.6	& 12-01-13	vs Arizona State	W 60-57	6007
FREE THROWS-ATT	208-304	196-301	12-04-13	at Nebraska	L 49-60	15088
Free throw pct	.684	.651	* 12-08-13	VIRGINIA TECH	Lot 60-61	6270
F-Throws made per game	10.9	10.3	12-19-13	at Savannah State	W 68-51	3370
REBOUNDS	661	649	12-22-13	LA SALLE	W 71-58	4837
Rebounds per game	34.8	34.2	12-30-13	LOYOLA	W 71-48	5166
Rebounding margin	+0.6	-	* 01-04-14	at Syracuse	L 44-49	21839
ASSISTS	213	208	* 01-08-14	at North Carolina	W 63-57	17569
Assists per game	11.2	10.9	* 01-15-14	FLORIDA STATE	L 53-63	7413
TURNOVERS	201	201	* 01-18-14	at Georgia Tech	W 56-42	8072
Turnovers per game	10.6	10.6	* 01-22-14	DUKE	L 46-67	7972
Turnover margin	+0.0	-	* 01-25-14	SYRACUSE	L 52-64	7122
Assist/turnover ratio	1.1	1.0				
STEALS	101	102				
Steals per game	5.3	5.4		\$ = Wooden Legacy - Charleston, S.C.		
BLOCKS	79	54		& = Wooden Legacy - Anaheim, Calif.		
Blocks per game	4.2	2.8		* = Conference game		
ATTENDANCE	59117	79786				
Home games-Avg/Game	10-5912	7-10259				
Neutral site-Avg/Game	-	2-3986				

Score by Periods	1st	2nd	OT	Totals
University of Miami	549	582	28	1159
Opponents	480	606	40	1126

**2013-14 Miami Men's Basketball**  
**University of Miami Combined Team Statistics (as of Jan 25, 2014)**  
**Conference games**

<b>RECORD:</b>	<b>OVERALL</b>	<b>HOME</b>	<b>AWAY</b>	<b>NEUTRAL</b>
ALL GAMES	2-5	0-4	2-1	0-0
CONFERENCE	2-5	0-4	2-1	0-0
NON-CONFERENCE	0-0	0-0	0-0	0-0

##	Player	gp-gs	min	avg	Total		3-Point		F-Throw		Rebounds				pf	dq	a	to	blk	stl	pts	avg		
					fg-fga	fg%	3fg-fga	3fg%	ft-fta	ft%	off	def	tot	avg										
15	Rion Brown	7-7	239	34.1	33-78	.423	14-37	.378	3-6	.500	8	31	39	5.6	14	0	8	6	1	4	83	11.9		
22	Donnavan Kirk	7-7	197	28.1	26-49	.531	6-14	.429	6-11	.545	14	18	32	4.6	18	1	1	11	12	1	64	9.1		
25	Garrius Adams	7-7	245	35.0	20-64	.313	8-30	.267	9-20	.450	2	19	21	3.0	11	0	25	8	2	7	57	8.1		
20	Manu Lecomte	7-4	207	29.6	16-44	.364	4-13	.308	15-18	.833	2	10	12	1.7	11	0	21	16	0	3	51	7.3		
35	James Kelly	7-3	131	18.7	14-35	.400	2-8	.250	9-12	.750	7	15	22	3.1	14	0	2	6	2	3	39	5.6		
05	Davon Reed	7-3	123	17.6	12-34	.353	5-15	.333	7-10	.700	3	9	12	1.7	6	0	1	10	1	1	36	5.1		
23	Tonye Jekiri	7-4	155	22.1	10-29	.345	0-0	.000	2-7	.286	17	27	44	6.3	21	2	8	6	7	4	22	3.1		
21	Erik Swoope	7-0	81	11.6	7-20	.350	0-3	.000	8-12	.667	6	8	14	2.0	8	0	3	2	1	2	22	3.1		
04	Raphael Akpejori	6-0	47	7.8	0-2	.000	0-0	.000	0-0	.000	3	5	8	1.3	8	0	0	2	1	1	0	0.0		
Team											6	17	23					4						
Total.....		7	1425		138-355	.389	39-120	.325	59-96	.615	68	159	227	32.4	111	3	69	71	27	26	374	53.4		
Opponents.....		7	1425		140-374	.374	44-141	.312	79-114	.693	95	164	259	37.0	98	1	77	64	24	37	403	57.6		

TEAM STATISTICS	UM	OPP	Date	Opponent	Score	Att.
SCORING	374	403	* 12-08-13	VIRGINIA TECH	Lot 60-61	6270
Points per game	53.4	57.6	* 01-04-14	at Syracuse	L 44-49	21839
Scoring margin	-4.1	-	* 01-08-14	at North Carolina	W 63-57	17569
FIELD GOALS-ATT	138-355	140-374	* 01-15-14	FLORIDA STATE	L 53-63	7413
Field goal pct	.389	.374	* 01-18-14	at Georgia Tech	W 56-42	8072
3 POINT FG-ATT	39-120	44-141	* 01-22-14	DUKE	L 46-67	7972
3-point FG pct	.325	.312	* 01-25-14	SYRACUSE	L 52-64	7122
3-pt FG made per game	5.6	6.3				
FREE THROWS-ATT	59-96	79-114	\$ = Wooden Legacy - Charleston, S.C.			
Free throw pct	.615	.693	& = Wooden Legacy - Anaheim, Calif.			
F-Throws made per game	8.4	11.3	* = Conference game			
REBOUNDS	227	259				
Rebounds per game	32.4	37.0				
Rebounding margin	-4.6	-				
ASSISTS	69	77				
Assists per game	9.9	11.0				
TURNOVERS	71	64				
Turnovers per game	10.1	9.1				
Turnover margin	-1.0	-				
Assist/turnover ratio	1.0	1.2				
STEALS	26	37				
Steals per game	3.7	5.3				
BLOCKS	27	24				
Blocks per game	3.9	3.4				
ATTENDANCE	28777	47480				
Home games-Avg/Game	4-7194	3-15827				
Neutral site-Avg/Game	-	0-0				

Score by Periods	1st	2nd	OT	Totals
University of Miami	183	187	4	374
Opponents	176	222	5	403