



NATIONAL CHAMPIONS 1983, 1987, 1989, 1991, 2001

Sports Media Relations/Contacts: Mark Pray, Kerwin Lonzo-Main Football Contact (klonzo@miami.edu), Rob Dunning
Sports Media Relations, University of Miami, 5821 San Amaro Drive, Coral Gables, FL 33146
(305) 284-3244, (305) 284-2807 FAX, www.hurricanesports.com

MIAMI (5-2, 2-2 ACC Coastal)

Date	Opponent	(TV)	Time/Result
Sept. 7	at (18/19) Florida State*	ESPN	W, 38-34
Sept. 17	(14/13) GEORGIA TECH*	ESPN	W, 33-17
Sept. 26	at (11/12) Virginia Tech*	ABC/ESPN	L, 7-31
Oct. 3	(8/8) OKLAHOMA	ABC	W, 21-20
Oct. 10	FLORIDA A&M	ESPN360.com	W, 48-16
Oct. 17	at UCF	CBS CS	W, 27-7
Oct. 24	CLEMSON*	ABC/ESPN	L, 37-40 (OT)
Oct. 31	at Wake Forest*	ABC/ESPN2	3:30 p.m.
Nov. 7	VIRGINIA*		TBA
Nov. 14	at North Carolina*		TBA
Nov. 21	DUKE*		TBA
Nov. 28	at USF		TBA

*ACC game; all times Eastern; Coaches poll rankings second ()

WAKE FOREST (4-4, 2-2 ACC Atlantic)

Date	Opponent	Time/Result
Sept. 5	BAYLOR	L, 21-24
Sept. 12	STANFORD	W, 24-17
Sept. 19	ELON	W, 35-7
Sept. 26	at Boston College*	L, 24-27 (OT)
Oct. 3	NC STATE*	W, 30-24
Oct. 10	MARYLAND*	W, 42-32
Oct. 17	at Clemson*	L, 3-38
Oct. 24	at Navy	L, 10-13
Oct. 31	MIAMI*	3:30 p.m.
Nov. 7	at Georgia Tech*	TBA
Nov. 14	FLORIDA STATE*	TBA
Nov. 28	at Duke*	TBA

*ACC game; all times Eastern; Coaches poll rankings second ()

2009 STATISTICAL COMPARISON

Offense	Wake Forest	Miami
Scoring	189	211
Points per game	23.6	30.1
First Downs	164	144
Rush-pass-pen	68-86-10	49-90-5
Total offense	3042	2747
Average per play	5.5	6.1
Average per game	380.2	392.4
Rushing yards	1053	935
Yards per rush	3.4	3.7
Yards per game	131.6	133.6
Passing yards	1989	1812
Pass att.-cmp.-int.	246-159-9	193-125-10
Yards per attempt	8.1	9.4
Yards per completion	12.5	14.5
Yards per game	248.6	258.9
Completion pct.	64.6	64.8

Defense	Wake Forest	Miami
Total points allowed	182	165
Points per game	22.8	23.6
First downs allowed	145	118
Rush-pass-pen	66-72-7	54-51-13
Total offense allowed	2886	2244
Yards per game	360.8	320.6
Rushing yards allowed	1249	885
Yards per carry	4.3	3.4
Yards per game	156.1	126.4
Passing yards allowed	1637	1359
Pass att.-cmp.-int.	242-140-5	188-100-4
Yards per attempt	6.8	7.2
Yards per completion	11.7	13.6
Yards per game	204.6	194.1



18 MIAMI HURRICANES	WAKE FOREST DEMON DEACONS
Ranking No. 18 (AP); No. 18 (Coaches); No. 19 (BCS); No. 18 (Harris)	Ranking N/A
Last Game Oct. 24 - 40-37 OT loss vs. Clemson in Miami	Last Game Oct. 24 - 13-10 loss at Navy
Head Coach Randy Shannon (3rd Season)	Head Coach Jim Grobe (15th Season overa; 9th Season at WF)
Shannon's Career Record: 17-15 (3 seasons)	Grobe's Career Record: 91-81-1 (15 seasons); 58-48 at Wake Forest (9 seasons)
vs. Wake Forest 1-0 overall 1-0 in Miami	vs. Miami 0-3 overall 0-2 in Miami 0-1 in Winston-Salem
2009 STATISTICAL LEADERS Rushing-Att.-Yds-TDs J. Harris - 72-418-4	2009 STATISTICAL LEADERS Rushing-Att.-Yds-TDs J. Adams - 84-380-2
Passing- C-A-I-Yds-TDs J. Harris - 122-189-10-1,774-13	Passing- C-A-I-Yds-TDs R. Skinner - 239-156-9-1,949-16
Receiving-C-Yds-TDs L. Hankerson - 20-380-3	Receiving-C-Yds-TDs M. Williams - 36-514-5
Tackles-UA-A-Tot C. McCarthy - 25-24-49	Tackles-UA-A-Tot D. Midgett - 22-26-48

GAME 8 INFORMATION

Date: Saturday, Oct. 31, 2009
Location: B B&T Field
(Field Turf), (31,500) in Winston-Salem, N.C.
Kickoff: 3:30 p.m. (ET)

TELEVISION - ABC (Mirror Broadcast on ESPN2)
Bob Wischusen (play-by-play)
Brian Griese (color)
Tape Delay Telecast - CSS
Mon., Oct. 26 at 7 p.m.; Thurs. Oct. 29 at Noon

LOCAL RADIO - 560 WQAM, 1450 ESPN DEPORTES 560 WQAM
Joe Zagacki (play-by-play)
Don Bailey Jr. (color analyst)
Fans can also listen online at www.wqam.com
1450 ESPN Deportes En Español
Joe Pujala (play-by-play)
Joe Martinez (color analyst)

NATIONAL RADIO - ACC ISP RADIO NETWORK
Satellite: 212 (Sirius); 191 (XM)
Alan York (play-by-play)
Sonny Randle (color analyst)

WEBSITES
Miami (www.hurricanesports.com)
Wake Forest (www.wakeforestsports.com)

No. 18 MIAMI HITS THE ROAD TO TAKE ON WAKE FOREST

- ▶ No. 18 Miami will play its third conference road game when the Hurricanes head to Winston-Salem, N.C. to take on Wake Forest Saturday afternoon. The game will be televised by ABC - the 'Canes fourth appearance on the network this season.
- ▶ Miami is coming off a heart-breaking overtime thriller to Clemson, 40-37, last weekend at home.
- ▶ Sophomore quarterback Jacory Harris threw two touchdown passes, including a career-long 69-yarder to Travis Benjamin. He completed 17-of-27 passes for 256 yards and two scores. On the year, Harris has passed for 1,774 yards with 13 touchdowns, 10 interceptions and a 64.6 completion percentage. Heading into Saturday's game against Wake Forest, he ranks 10th nationally and second in the ACC in passing efficiency (155.5).
- ▶ Junior kicker Matt Boshier is coming off another good performance for the Hurricanes. He connected on field goals of 49 yards, 51 yards and 22 yards and made all four of his extra-point attempts. He was named a Lou Groza Award "Star of the Week." On the season, he is 9-of-11 in field goals (81.8 percent) and has made 66 consecutive PAT's.
- ▶ Miami receivers Leonard Hankerson and Travis Benjamin combined for eight catches for 169 yards against Clemson. Hankerson currently leads the team with 20 receptions for 380 yards and three touchdowns. Benjamin has 362 receiving yards on 18 receptions.
- ▶ Junior defensive lineman Allen Bailey is coming off a big game against Clemson. Bailey recorded four total tackles, which included three tackles for loss, two sacks and a forced fumble. He has 17 total tackles on the season with 6.5 tackles for loss.
- ▶ Colin McCarthy leads the team with 49 tackles and 6.5 tackles for loss while fellow linebacker Darryl Sharpton now has 46 tackles after a 10-tackle performance against Clemson.
- ▶ Cornerback Brandon Harris continues to play at a high level, tying for the national-lead for both passes broken up (11) and total passes defended (12). Safety Randy Phillips returned against Clemson last week and recorded six tackles and his second interception of the season.
- ▶ Sophomore quarterback Jacory Harris was named a semifinalist for the Davey O'Brien National Quarterback Award. Harris was one of 15 quarterbacks on the list and the only ACC QB.

COVERING THE HURRICANES

For the Wake Forest game, players are available up to the end of practice on Wednesday. Interviews with players and coaches must be arranged at least 24 hours in advance. Practices are open to the media from the start through stretch. Head coach Randy Shannon will address the media following each practice.

ACC Teleconference Call - Wed. Sept. 30 - (Contact UM Media Relations for the phone number)

10:30 a.m.	Frank Spaziani, Boston College
10:40 a.m.	Dabo Swinney, Clemson
10:50 a.m.	Bobby Bowden, Florida State
11:00 a.m.	David Cutcliffe, Duke
11:10 a.m.	Paul Johnson, Georgia Tech
11:20 a.m.	Ralph Friedgen, Maryland
11:30 a.m.	Randy Shannon, Miami
11:40 a.m.	Butch Davis, North Carolina
11:50 a.m.	Tom O'Brien, NC State
12:00 a.m.	Al Groh, Virginia
12:10 a.m.	Frank Beamer, Virginia Tech
12:20 a.m.	Jim Grobe, Wake Forest

MIAMI FOOTBALL MEDIA RELATIONS

Mark Pray	Assistant AD/Communications
Kerwin Lonzo	Associate SID/Football Contact
Rob Dunning	Assistant SID
Phone	(305) 284-3244
Fax	(305) 284-2807

COACHES SHOW

UM's coaches show, "Hurricane Game Day With Randy Shannon" airs twice weekly on CSS, at 5:30 p.m. Thursdays and 10 a.m. Saturdays. The show is hosted by Joe Zagacki and Don Bailey Jr. and features Hurricanes players as coach Shannon's guests.

HURRICANE HOTLINE

Hurricane Hotline is a weekly two-hour show hosted by Joe Zagacki and Don Bailey, Jr. that airs from 7-9 p.m. Thursday nights during the season from The Sports Exchange (45 Miracle Mile, Coral Gables, Fla. 33134; Phone: 305-774-1222). Hurricane Hotline features interviews with UM head football coach Randy Shannon, players, coaches and other UM personnel as well as other featured guests. Fans are encouraged to listen on 560 WQAM or view the show in-person at The Sports Exchange.

The MIAMI-WAKE FOREST SERIES

- ▶ Miami leads the all-time series with Wake Forest, 6-3. The series dates back to 1928.
- ▶ The Hurricanes have won the last five meetings in the series including a 16-10 home win last season.
- ▶ It will be the first meeting between the 'Canes and Demon Deacons in Winston-Salem since a 47-17 Miami win in 2005.

A 'CANES WIN OVER THE DEMON DEACONS WOULD...

- ▶ Improve Miami's ACC record to 3-2 this season.
- ▶ Improve Miami's road record to 3-1.
- ▶ Give the Hurricanes their sixth straight win over Wake Forest.

The COACHES

▶ Randy Shannon is in his third season as Miami's head coach and owns an overall record of 17-15. Jim Grobe is in his ninth season at Wake Forest and has an overall record of 58-48.

Scouting THE DEMON DEACONS

▶ Wake Forest enters Saturday's game with an overall record of 4-4 and a conference record of 2-2. The Demon Deacons have lost two straight coming into this weekend, losing road contests at Clemson and at Navy. All of Wake's wins this year have come at home (Stanford, Elon, NC State and Maryland) while its lone home loss was against Baylor in the team's season-opener.

▶ The Demon Deacon offense is led by veteran quarterback Riley Skinner. Skinner is one of the ACC's top passers, entering the game with a league-high 16 touchdown passes in addition to ranking fourth in the ACC in passing average (243.6), passing efficiency (148.3) and total offense (243.5). Josh Adams in the focal point of Wake's running attack, with the junior tallying team-highs for carries (84), rushing yards (380) and rushing touchdowns (2). Marshall Williams is the ACC's fourth-leading receiver, having caught 36 balls for 514 yards and five touchdowns thus far. He is joined in the receiving corp by more talented receivers in Devon Brown (403 yards) and Chris Givens (372).

▶ Defensively for Wake Forest, linebacker Dominique Midgett and strong safety Cyhl Quarles have 48 and 45 tackles respectively. Defensive end Tristan Dorthy leads the Demon Deacons in sacks (3) and is tied with defensive tackles Tripp Russell for a team-high six tackles for a loss. Wake Forest has picked off five passes this year and forced six fumbles.

▶ Kicker Jimmy Newman is 6-for-9 in field goals attempts this year while punter Shane Popham averages 37.3 yards per punt. In the return games, Devon Brown averages 7.2 yards per punt return while Chris Givens (21.2) and Lovell Jackson (25.7) handle the kick return duties.

'Canes AT LAND SHARK

- ▶ Miami is 10-3 all-time in Land Shark Stadium, going 3-0 in bowl games, 4-2 last season and 3-1 this year.
- ▶ The 'Canes won the 1996 Carquest Bowl over Virginia, the 1998 Micron PC Bowl over NC State and the 2003 Orange Bowl over FSU before beating Charleston Southern, UCF, Wake Forest and Virginia Tech in the team's inaugural season at its new stadium. UM opened Land Shark Stadium in 2009 with a 33-17 win over No. 14 Georgia Tech on Sept. 17 followed by victories over No. 8 Oklahoma (21-20 on Oct.3) and FAMU (48-16 on Oct. 10) and most recently an overtime loss to Clemson (37-40 on Oct. 24).

Coastal DIVISION UPDATE


- ▶ After opening the season with wins over No. 18 FSU and No. 14 Georgia Tech, and losses at No. 11 Virginia Tech and versus Clemson, the 18th-ranked Hurricanes are currently fifth in the Coastal Division with a league record of 2-2.
- ▶ Georgia Tech (5-1) currently leads the division while Virginia Tech sits in second at 3-1.
- ▶ Behind the Hokies, Duke and Virginia are tied for third place with a league mark of 2-1.
- ▶ North Carolina (0-3) has yet to win an ACC game this season.
- ▶ With Georgia Tech's win over Virginia Tech two weeks ago in Atlanta, the top three teams in the Coastal in terms of national rankings (Georgia Tech and Virginia Tech and Miami) have all gone 1-1 against each other. Miami beat GT at home and lost to VT on the road, Virginia Tech beat Miami at home and lost to GT on the road while Georgia Tech lost to Miami on the road and beat VT at home.

THIS WEEK IN MIAMI FOOTBALL (practice times subject to change)


OCTOBER/NOVEMBER 2009

Monday	Tuesday	Wednesday	Thursday	Friday	Saturday	Sunday
26	27	28	29	30	31	1
PLAYERS DAY OFF	5:45 a.m. - PRACTICE Players and coaches available after 11:30 a.m.- 1 p.m. Weekly Press Conference	5:45 a.m. - PRACTICE Players and coaches available after 10:30 a.m. - ACC Coaches Teleconference	2:45 p.m. - PRACTICE Coach Shannon available after	WALK THRU No Media Availability	Miami at Wake Forest 3:30 p.m. (ABC)	GAME RECAP with Randy Shannon 3 p.m. Teleconference

'Canes IN THE FOOTBALL ACADEMIC PROGRESS REPORT SCORES



▶ Miami's APR score in 2009 ranked 7th nationally with a score of 977. The score was the highest among all Florida institutions and second highest in the Atlantic Coast Conference.



▶ Miami's APR score in 2009 ranked 7th nationally with a score of 977. The score was the highest among all Florida institutions and second highest in the Atlantic Coast Conference.


'Canes IN THE CLASS ROOM

- ▶ Of the 20 seniors on this year's squad, eight have already earned degrees, while the remaining 11 are all on course to graduate either in December of 2009 or May of 2010.
- ▶ The eight players that have already earned degrees include: Jake Byrne (Finance), Joe Joseph (Sports Administration), Eric Moncur (Bachelor of Liberal Arts), Matt Perrelli (Marketing and Management), Matt Piphon (Biology), Darryl Sharpton (Finance), A.J. Trump (Management and Organization), Jimmy Graham (Management and Marketing).
- ▶ Last season, Miami had 13 early graduates, which were the most in the nation.
- ▶ Four graduates on the 2009 roster are currently pursuing their master's degrees: Joe Joseph (Master's of Liberal Arts), Jimmy Graham (Master's of Liberal of Arts), Matt Perrelli (Sports Administration) and Jake Byrne (Master's of Business Administration).



'Number OF PLAYERS WHO HAVE OBTAINED UNDERGRADUATE DEGREES ON 2009 ROSTERS

▶ Miami ranks fifth nationally in the number of players with degrees on 2009 rosters.



'Canes IN THE COMMUNITY

- ▶ Miami launched one of the biggest community outreach projects by a major college football team this past summer when the Hurricanes spent Saturdays with kids under the age of 12 in Miami-Dade, Broward and Palm Beach Counties in the month of July.
- ▶ The entire team split up into groups of approximately 15-20 players that visited area youth football programs and interacted with some of the teams' youngest fans.
- ▶ "South Florida is our home," explained Head Coach Randy Shannon. "This is a way for our players to give back to the community and it allows the football program and the athletic department to say thanks as well."
- ▶ The outreach events focused on football and life skills and lasted approximately 45 minutes at each site.

2009 HURRICANES RADIO NETWORK

Miami football games can be heard throughout the state of Florida on the Hurricane Sports Network, anchored by WQAM (560 AM). The games are also broadcast in Spanish on 1450 ESPN Deportes (1450 AM).

FLAGSHIP STATIONS

Miami/Fort Lauderdale	WQAM (560 AM)
Miami/Fort Lauderdale	ESPN Deportes (1450 AM)
University of Miami	WVUM (90.5 FM)

AFFILIATES

Miami/Ft. Lauderdale	WQAM (560)
Daytona	WPUL (1590)
Ft. Myers	WWCN (770)
Jupiter	ESPN (760)
Key West	WKWF (1600)
Live Oak	WLVO (106.1)
Marathon	WFFG (1300)
Melbourne	WIXC (1060)
Orlando	WAMT (1190)
Stuart	WSTU (1450)
Tampa	WMGG (1470)
Titusville	WIXC (1060)
West Palm Beach	ESPN (760)

MIAMI MEDIA POLICIES

Releases Available Via E-Mail

Media members interested in receiving Miami football releases via e-mail should send requests to Football SID Kerwin Lonzo at klonzo@miami.edu.

GAME DAY PRESS POLICIES

Only working press will be admitted to the Land Shark Stadium press box. Seats will be issued according to the following criteria:

1. State newspapers by circulation, wire services, national publications, newspapers from opponent's area, and student newspapers from UM and opponent's schools.
2. Other daily newspapers, with preference to those that regularly cover UM.
3. Radio and television personnel not broadcasting, but considered reporting.
4. Non-daily newspapers, with preference to those which regularly cover UM.
5. Scouts. Freelance and/or non-daily writers may be asked to produce copies of actual publications in which their work has appeared. In some cases, these materials will be required as verification of the writers' status.

CONFERENCE ROAD GAME CREDENTIALS

Writers covering UM on a regular basis can make all requests for conference road credentials with Mark Pray (mpray@miami.edu) or through the media relations department of the home team.

NON-CONFERENCE ROAD GAME CREDENTIALS

Writers covering UM on a regular basis may make requests for non-conference road credentials with the UM Sports Information Office. Credential requests are faxed to the opponent school by Monday two weeks prior to the contest.

Right BETWEEN THE NUMBERS

- ▶ Sophomore quarterback Jacory Harris ranks eighth in the nation in passing efficiency (155.51).
- ▶ Miami is ranked 19th in the current BCS rankings.
- ▶ As a team, Miami currently ranks 13th nationally in pass efficiency (155.53), 13th in tackles for loss (7.71), 32nd in pass defense (194.14), 35th in total defense (320.57), 23rd in kick-off returns (24.59) and 29th in passing offense (258.86).
- ▶ The Hurricanes have outscored their opponents in every quarter this season, including a 125-84 advantage in the second and third quarters combined.
- ▶ Junior linebacker Colin McCarthy ranks eighth in the ACC with a 6.86 tackle-per game average.
- ▶ Junior running back Damien Berry had a break-out game in Miami's 48-16 win over FAMU on Oct. 10. Berry, seeing his first action at running back, carried the ball for 162 yards on 14 carries. He is averaging a team-best 7.7 yards per carry and his 277 rushing yards ranks third on the team behind Javarris James (418) and Graig Cooper (277).
- ▶ Sophomore wide receiver Brandon Harris ranks in a tie for the most passes defended (12) in the country.
- ▶ Senior running back Javarris James recorded 56 yards rushing against Clemson to move past Willis McGahee into sixth on UM's career rushing list with 2,088 yards.
- ▶ James' six carries against Clemson also moved him past his cousin Edgerrin for third on UM's career list with 478.
- ▶ UM's 12 scheduled opponents this season had a combined record of 93-61 (.604) last season, with eight of the 12 opponents having won at least eight games.
- ▶ After missing the better part of the last two games, junior running back Graig Cooper returned against Clemson and tallied a team-high 130 all-purpose yards.
- ▶ Four UM receivers stand at 6-3 or taller: Leonard Hankerson and Aldarius Johnson are 6-3, LaRon Byrd is 6-4 and Tommy Streeter is 6-5. Miami's top three tight ends are all 6-4 or taller, including Jimmy Graham who stands at 6-8.
- ▶ Sixteen different players have caught a pass this season for the University of Miami while 10 of those 16 have at least five catches thus far. Leonard Hankerson leads the team with 20 catches, while LaRon Byrd (19), Travis Benjamin (18), Dedrick Epps (13) and Aldarius Johnson (9) round out the Top 5.
- ▶ Miami is 7-4 in the month of October under Randy Shannon and 29-6 in October this decade.
- ▶ The UM football team currently consists of 53 freshmen and sophomores and only 38 juniors and seniors.
- ▶ No position on the UM roster is as young as the receiver position, where junior Leonard Hankerson is the lone upperclassman. Behind Hankerson, the next seven receivers are all in just their second year in the program.
- ▶ After playing 21 true freshmen in last season's season-opener, UM played just five in the 2009 opener in Tallahassee.
- ▶ A year after Travis Benjamin collected 274 all-purpose yards against FSU, Graig Cooper nearly matched the impressive feat in tallying 232 yards against the 'Noles in Tallahassee in the season opener.
- ▶ For the second straight year, UM opened the season without an upperclassman at the top two quarterback spots on the depth chart (2008 – Robert Marve and Jacory Harris; 2009 – Jacory Harris and A.J. Highsmith).
- ▶ Miami's season-opening win at Florida State on Labor Day night was ESPN's third-most viewed regular season college football game in the history of the network.

**ASSOCIATED PRESS TOP 25
Oct. 25, 2009**

No	Team	Record	Pts.
1	Florida (30)	7-0	1463
2	Alabama (23)	8-0	1448
3	Texas (7)	7-0	1407
4	USC	6-1	1217
5	Cincinnati	7-0	1211
6	Boise State	7-0	1177
7	Iowa	8-0	1148
8	TCU	7-0	1132
9	LSU	6-1	1040
10	Oregon	6-1	933
11	Georgia Tech	7-1	923
12	Penn State	7-1	843
13	Oklahoma State	6-1	768
14	Virginia Tech	5-2	734
15	Houston	6-1	601
16	Pittsburgh	7-1	551
17	Ohio State	6-2	508
18	Miami (FL)	5-2	501
19	Utah	6-1	400
20	West Virginia	6-1	323
21	South Carolina	6-2	270
22	Oklahoma	4-3	210
23	Arizona	5-2	164
24	Mississippi	5-2	142
25	Notre Dame	5-2	135

ARV: Brigham Young 80, CENTRAL MICHIGAN 76, California 24, Texas Tech 18, Wisconsin 16, Navy 13, Kansas 12, Clemson 11, Rutgers 1

**USA TODAY COACHES' TOP 25
Oct. 25, 2009**

No	Team	Record	Pts.
1	Florida (46)	7-0	1459
2	Alabama (9)	8-0	1399
3	Texas (4)	7-0	1390
4	USC	6-1	1244
5	Boise State	7-0	1152
6	TCU	7-0	1131
7	Cincinnati	7-0	1126
8	Iowa	8-0	1086
9	LSU	6-1	1037
10	Penn State	7-1	935
11	Georgia Tech	7-1	865
12	Oregon	6-1	839
13	Oklahoma State	6-1	825
14	Virginia Tech	5-2	691
15	Ohio State	6-2	569
16	Houston	6-1	544
17	Pittsburgh	7-1	542
18	Miami (FL)	5-2	433
19	Utah	6-1	403
20	West Virginia	6-1	365
21	South Carolina	6-2	279
22	Mississippi	5-2	223
23	Oklahoma	4-3	168
24	Arizona	5-2	149
25	Notre Dame	5-2	82

ARV (10 or more): CENTRAL MICHIGAN 61, Brigham Young 59, Wisconsin 49, California 32, Texas Tech 14, Kansas 11, Georgia 5, Navy 4, Auburn 2, Clemson 2

**BCS STANDINGS
Oct. 25, 2009**

No	Team	Record	Pts.
1	Florida	7-0	
2	Alabama	8-0	
3	Texas	7-0	
4	Iowa	8-0	
5	USC	6-1	
6	TCU	7-0	
7	Boise State	7-0	
8	Cincinnati	7-0	
9	LSU	6-1	
10	Oregon	6-1	
11	Georgia Tech	7-1	
12	Penn State	7-1	
13	Virginia Tech	5-2	
14	Oklahoma State	6-1	
15	Pittsburgh	7-1	
16	Utah	6-1	
17	Ohio State	6-2	
18	Houston	6-1	
19	Miami (FL)	5-2	
20	Arizona	5-2	
21	West Virginia	6-1	
22	South Carolina	6-2	
23	Notre Dame	5-2	
24	California	5-2	
25	Mississippi	5-2	

ACC BOWL LINEUP

► Here is a list of the Atlantic Coast Conference's tie-ins for this upcoming bowl season:

Meineke Car Care Bowl (ACC vs. BIG EAST)

Saturday, Dec. 26, 4:30 p.m., ESPN
Bank of America Stadium (73,367)
Charlotte, N.C.

Emerald Bowl (ACC vs. Pac-10)

Saturday, Dec. 26, 8 p.m., ESPN
AT&T Park (40,184)
San Francisco, Calif.

Gaylord Hotels Music City Bowl (ACC vs. SEC)

Wednesday, Dec. 27, 8:15 p.m., ESPN
LP Field (67,000)
Nashville, Tenn.

Eagle Bank Bowl (ACC vs. Army/C-USA)

Tuesday, Dec. 29, 4:30 p.m., ESPN
RFK Stadium (45,000)
Washington, D.C.

Champs Sports Bowl (ACC vs. Big Ten)

Tuesday, Dec. 29, 8 p.m., ESPN
Florida Citrus Bowl (65,438)
Orlando, Fla.

Chick-fil-A Bowl (ACC vs. SEC)

Thursday, Dec. 31, 7:30 p.m., ESPN
Georgia Dome (71,851)
Atlanta, Ga.

Konica Minolta Gator Bowl

(ACC vs. BIG EAST/Big 12/Notre Dame)
Thursday, Jan. 1, 1 p.m., CBS
Jacksonville Municipal Stadium (73,000)
Jacksonville, Fla.

FedEx Orange Bowl (ACC vs. BCS)

Tuesday, Jan. 5, 8 p.m., FOX
Land Shark Stadium (72,230)
Miami Gardens, Fla.

GMAC Bowl (ACC vs. WAC)

Wednesday, Jan. 6, 7 p.m. (ESPN)
Ladd-Peebles Stadium (40, 646)
Mobile, Ala.

**Citi BCS National Championship Game
BCS No. 1 vs. BCS No. 2**

Thursday, Jan. 7, 8 p.m., ABC
The Rose (91,000)
Pasadena, Calif.

After the BCS makes its selections, the selection order is as follows:

1. Chick-fil-A Bowl
2. Konica Minolta Gator Bowl
3. Champs Sports Bowl
- 4-6. Gaylord Hotels Music City Bowl
 Meineke Car Care Bowl
 Emerald Bowl
7. EagleBank Bowl
8. GMAC Bowl

Defensive DOMINANCE

► The University of Miami has always taken pride in its defense. From years of Randy Shannon as the defensive coordinator to now John Lovett, the 'Cane have spent most of the decade ranked among the nation's elite defensively. Heading into the game against Clemson this weekend, Miami is ranked 25th in total defense (305.67 ypg) and 22nd in pass defense (172.17).

Miami Defenses From 2001-2009

Year	Total	Rank	Scoring	Rank	Rushing	Rank	Passing	Rank
2009	320.57	35th	23.57	59th	126.43	48th	194.14	32nd
2008	317.5	28th	24.15	56th	151.85	75th	165.62	7th
2007	345.9	33rd	26.0	52nd	133.8	40th	212.2	35th
2006	255.5	7th	15.5	13th	67.9	4th	187.9	40th
2005	270.1	4th	14.3	4th	117.9	23rd	152.2	1st
2004	328.1	28th	17.0	13th	155.0	67th	173.1	9th
2003	257.5	2nd	15.1	4th	114.0	21st	143.5	1st
2002	285.0	7th	19.1	22nd	165.3	72nd	119.7	1st
2001	270.9	6th	9.4	1st	132.7	40th	138.2	2nd

Jacory ADDED TO MANNING WATCH LIST

- Sophomore quarterback Jacory Harris was added to the watch list for the 2009 Manning Award last week
- One of 10 quarterbacks added to the list, Harris has passed for 1,774 yards and 13 touchdowns through the first seven games of the season.
- The award was created by the Allstate Sugar Bowl in honor of the college football accomplishments of Archie, Peyton and Eli Manning. It is the only quarterback award that takes into consideration the candidates' bowl performances.
- Ten finalists will be determined by a selected panel of national media covering college football, as well as each of the Mannings. That list will be released on Monday, Nov. 30. The winner will be announced on Thursday, Jan. 14.
- USC's Matt Leinart was the inaugural winner of the award in 2005, followed by Texas' Vince Young in 2006. Both went on to be top 10 NFL draft picks. In 2007, LSU's JaMarcus Russell earned the award and was the NFL's No. 1 draft pick. Boston College's Matt Ryan claimed the award in 2008 and was drafted No. 3, quickly becoming the starting quarterback for the Atlanta Falcons. Last season's winner was Florida's Tim Tebow, who is making his bid to become the first two-time winner of the honor this year.

2009 Manning Award Watch List Midseason Additions

Blaine Gabbert	Sophomore	Missouri
Jacory Harris	Sophomore	Miami
G.J. Kinne	Sophomore	Tulsa
Ryan Mallett	Sophomore	Arkansas
Greg McElroy	Junior	Alabama
Aaron Opelt	Senior	Toledo
Christian Ponder	Junior	Florida St.
Bill Stull	Senior	Pittsburgh
Tyrod Taylor	Junior	Virginia Tech
Chris Todd	Senior	Auburn

'Canes IN THE NATIONAL RANKINGS

► Despite going up against four ranked teams in the first six games, several Hurricanes are ranked among the nation's elite statistically heading into this weekend games. Here is a look at where some 'Canes rank nationally through the first five weeks of the college football season:

Player	Statistic	Avg./Game	National Rank
Jacory Harris	Passing Efficiency	155.51	10th
Graig Cooper	Kickoff Returns	28.47	17th
Graig Cooper	All Purpose Yardage	131.67	40th
Allen Bailey	Sacks	0.71	t-40th
Jacory Harris	Total Offense	236.14	42nd

Miami TEAM LEADERS

► Here is list of Miami's statistical team leaders through six games this season:

Passing Yards	Jacory Harris	1,774
Rushing Yards	Javarris James	418
Receiving Yards	Leonard Hankerson	380
Receptions	Leonard Hankerson	20
Punt Return Yards	Thearon Collier	81
Kick Return Yards	Graig Cooper	427
Total Touchdowns	Javarris James	4
Scoring	Matt Boshier	53
All-Purpose Yards	Graig Cooper	790
Solo Tackles	Darryl Sharpton	27
Total Tackles	Colin McCarthy	49
Tackles for a loss	Colin McCarthy	6.5
	Allen Bailey	6.5
Sacks	Allen Bailey	5.0
Interceptions	Randy Phillips	2
Pass breakups	Brandon Harris	11
Fumbles recovered	Five players	1
Fumbles forced	Three players	2

Recapping THE CLEMSON GAME

► **AN OVERTIME AFFAIR:** The game marked the third consecutive game that Clemson and Miami have gone to overtime with the visiting team recording the victory. In 2004 Clemson knocked off Miami 24-17 in OT in the Orange Bowl while in 2005 Miami defeated the Tigers 36-30 in 3OT in Clemson.

► **HARRIS TO BENJAMIN:** Jacory Harris connected with Travis Benjamin for a 69-yard touchdown marking the longest pass completion of Harris' career and the longest reception of Benjamin's career. The play is the longest play from scrimmage this year for the Hurricanes. The TD completion is the longest since Robert Marve connected with Dedrick Epps for a 69-yard TD against NC State on Nov. 29, 2008, a 38-28 NC State win.

► **HANKERSON HEATS UP:** Miami wide receiver Leonard Hankerson set career-highs for receiving yards (87) and receptions (5). Hankerson also recorded a five yard touchdown catch marking his third consecutive game with a TD reception.

► **DEFENSIVE SCORE:** Miami defensive tackle Marcus Robinson recorded a 46-yard fumble return for a touchdown marking the Hurricanes' first defensive score this season. It was the first defensive score for Miami since a 7-yard interception return for a TD by Sean Spence against FSU on October 4, 2008.

► **PHILLIPS RECORDS INTERCEPTION:** Senior defensive back Randy Phillips recorded his team leading second interception of the season in the fourth quarter.

► **BOUNCING BACK:** UM sophomore quarterback Jacory Harris has bounced back quickly following interceptions. Harris led the Hurricanes to three scores in the drives following interceptions including a field goal in the second quarter, a touchdown in the third quarter and a touchdown in the fourth quarter. This season Harris has led UM to a score (4 TD, 2 FG) six times in the nine drives he was under center following an interception. Harris threw an INT at the end of the first half against FAMU but did not play in the second half. Overall, Harris has bounced back to complete 21-of-33 (.636) passes for 364 yards with three TD and one INT in drives following interceptions.

► **JAMES MOVES UP LISTS:** Miami senior running back Javarris James recorded 56 yards rushing to move past Willis McGahee into sixth on UM's career rushing list with 2,088 yards. James also recorded six carries moving him past his cousin Edgerrin James for third on UM's career list with 478.

► **BOSHER CONNECTS FROM LONG DISTANCE:** Junior kicker Matt Boshier recorded a season-long 51-yard field goal in the fourth quarter. The kick marked the second longest field goal of his career. Boshier recorded a field goal of 52 yards last season against Wake Forest. Boshier also connected on a 49-yard field goal in the second quarter and is a perfect 3-for-3 on field goals of 40-yards or more this season.

► **BAILEY'S SACK ATTACK:** Miami defensive tackle Allen Bailey recorded two sacks, giving him a team-high five sacks this season. Bailey has recorded at least one sack in three of the last four games.

► **BERRY FINDS PAYDIRT, AGAIN:** Junior running back Damien Berry recorded a 23 yard touchdown run in the second quarter marking his third consecutive game with a TD run. Berry recorded a 35-yard TD run against FAMU and a three-yard score against UCF.

► **COOPER GETS START:** Miami running back Graig Cooper made his first start since the Georgia Tech game and registered 17 carries for 99 yards. The 99 yards is a season-high for Cooper. His previous season high was 93 yards against Georgia Tech. His 17 carries matched his season high also against Georgia Tech.

► **RING OF HONOR INDUCTEES:** At halftime of the game, the University of Miami inducted Bennie Blades, Eddie Dunn and Steve Walsh into the Ring of Honor. Blades and Walsh were joined by Gary Dunn, son of Eddie Dunn, for the ceremony. Also in attendance were Ring of Honor inductees Ottis Anderson, Don Bossler, Elaine Dooley (representing Jim Dooley), Jim Kelly, Ted Hendricks, Cortez Kennedy, Edgerrin James and Burgess Owens.

► **CAPTAINS:** Captains for Miami were Randy Phillips, Chavez Grant and Jason Fox.

Bosher EARNS ACC WEEKLY HONOR

- ▶ Punter/kicker Matt Bosher was named ACC Specialist of the Week for his performance at UCF two weeks ago.
- ▶ Bosher converted all three of his point-after-touchdown attempts and connected on two field goals in the Hurricanes' 27-7 win over the Knights in Orlando.
- ▶ He had a season-long 46-yard field goal in the third quarter and extended his current streak of consecutive PATs to 62 straight.
- ▶ Additionally, he punted four times and averaged 33.2 yards per punt, while three of his kicks were downed inside UCF's 20-yard line.

McCARTHY RETURNS TO FORM

- ▶ Seven games into the 2009 season, junior linebacker Colin McCarthy has emerged as one of the ACC's top tacklers after missing most of the 2008 season with an injury.
- ▶ He currently leads the Miami defense with 49 total tackles. He ranks eighth in the ACC with a 6.9 tackle-per-game average.
- ▶ In Miami's last game at Clemson, he led the 'Canes with 11 total tackles.
- ▶ As a sophomore in 2007, he ranked third on the team with 68 total tackles.

Three 'CANES TO BE INDUCTED INTO RING OF HONOR

- ▶ Former 'Canes Bennie Blades, Eddie Dunn and Steve Walsh were all placed in the Ring of Honor during halftime of Miami's game against Clemson on Oct. 24 at Land Shark Stadium.
- ▶ The Ring of Honor was established during the 1997 season as a way to recognize the outstanding players that have passed through the UM football program. This was the fourth class to be inducted.
- ▶ Blades, Dunn and Walsh joined 13 Ring of Honor members, bring the current class to 16 former 'Canes. The new inductees' names will be on display at future UM games in Land Shark Stadium beginning Oct. 24.

CURRENT RING OF HONOR MEMBERS

- Ottis Anderson (1975-78)
- Don Bosseler (1953-56)
- Jim Dooley (1949-51)
- Ted Hendricks (1966-68)
- Jim Kelly (1979-82)
- Cortez Kennedy (1988-89)
- Bernie Kosar (1982-84)
- Edgerrin James (1996-98)
- George Mira (1961-63)
- Jim Otto (1957-59)
- Burgess Owens (1970-72)
- Vinny Testaverde (1982-86)
- Gino Torretta (1989-92)

2009 INDUCTEES

- Bennie Blades (1985-87)
- Eddie Dunn (1935-39)
- Steve Walsh (1987-88)

- ▶ The Ring of Honor was established during the 1997 season as a way to recognize the outstanding players that have passed through the Hurricane Football program. This becomes the fourth class to be inducted. The initial class was made up of Mira, Dooley, Hendricks and Testaverde while the second class of Anderson, Bosseler, Kosar and Owens was inducted in 1999. Last year, Miami inducted its third class of Kelly, Kennedy, James, Otto and Torretta.
- ▶ A special luncheon featuring the new Ring of Honor inductees and members from previous classes will be held the day before the game - Friday, October 23, 2009 - from 12 - 2 p.m. at the Four Seasons Hotel Miami at 1435 Brickell Avenue, Miami, Florida. Sponsor tables can be purchased for \$1,500 and luncheon tickets may be purchased for \$100 per person. For further information please contact the University of Miami Hurricane Club at (305) 284-6699. Proceeds from the Luncheon will benefit the Hurricane Club Student-Athlete Scholarship Fund. Sponsor table hosts will receive their name in the program and a special gift, as well as preferred seating.

NFL U

- ▶ Seven former University of Miami football players were named to the Pro Bowl last season, easily the highest representation for any school in the nation.
- ▶ This year, a number of 'Canes rank among the NFL's elite statistically (stats as of 10/27).
 - ▶ Willis McGahee (Ravens) is tied for third in the league with seven touchdowns
 - ▶ Andre Johnson (Texans) leads the league in receiving yards (634) and is tied for 10th in receiving touchdowns (4)
 - ▶ Reggie Wayne (Colts) ranks eighth in the league in receiving yards (542) and is tied for second in receiving touchdowns (5)
 - ▶ Clinton Portis (Redskins) ranks 12th in the league in rushing yards (490)
 - ▶ Kellen Winslow is tied for 10th in the league with four receiving touchdowns
 - ▶ Santana Moss is tied for 17th in receiving yards (453)
 - ▶ Devin Hester is tied for 28th in receiving yards (373)
 - ▶ Ray Lewis (Ravens) is 14th in the league in total tackles (53)
 - ▶ D.J. Williams (Broncos) is tied for 24th in the league in total tackles (46)
 - ▶ Antrel Rolle (Cardinals) is tied for sixth in the league with three interceptions
- ▶ For more updates on Hurricanes in the NFL, see page 15.

Spence OF OLD

- ▶ After a slow start to the season, sophomore linebacker Sean Spence has come on the last four games against Virginia Tech, Oklahoma, Florida A&M and UCF before leaving the Clemson game with an injury.
- ▶ After recording a combined five tackles in Miami's first two games (3 at FSU, 2 vs. Georgia Tech), Spence averaged over seven tackles per game over the next four, recording eight tackles at Virginia Tech, a career-high tying 10 vs. Oklahoma, four against FAMU and seven last weekend at UCF.
- ▶ Against the Knights in Orlando, Spence recorded his first two sacks of the season.
- ▶ Spence, ACC's Defensive Rookie of the Year last season, currently ranks fourth on the team in tackles with 35.

Big PLAY BENJAMIN

- ▶ Sophomore wide receiver Travis Benjamin recorded Miami's longest play from scrimmage this season with a 69-yard touchdown reception from sophomore quarterback Jacory Harris against Clemson.
- ▶ Prior to the Clemson game, Benjamin, LaRon Byrd and Leonard Hankerson each had a team-leading 40-yard reception this season.
- ▶ Javarris James (50 yards, 44 yards) and Damien Berry (49) have the three longest runs this season.

The TOUGH BIG FOUR TO OPEN

- ▶ The University of Miami's first four games of the 2009 season were against four ranked opponents in Florida State, Georgia Tech, Virginia Tech and Oklahoma. Those teams were all ranked in the final polls last year and had a combined 2008 record of 40-14. This week, three of the four are ranked inside the AP Top 25. Georgia Tech is currently ranked 11th, Virginia Tech is ranked 15th while Oklahoma comes in at No. 25.
- ▶ Not only were Miami's first three games against ACC schools, but it was against the top three ACC teams going into the season as predicted by the Atlantic Coast Conference media. (Florida State 1st in Atlantic, Virginia Tech 1st in Coastal and Georgia Tech 2nd in Coastal).
- ▶ The 'Canes first non-conference game was against 2008 national runner-up Oklahoma. The 'Canes defeated the eighth-ranked Sooners, 21-20, to finish the difficult opening stretch with a 3-1 record.

Coaches AT THEIR ALMA MATERS

► Miami's Randy Shannon is one of 15 head coaches working at their alma maters this season. The Hurricanes are scheduled to face two coaches coaching at their alma maters this season (Frank Beamer - Virginia Tech; Al Groh - Virginia).

Chris Ault - Nevada

Frank Beamer - Virginia Tech

Troy Calhoun - Air Force

Steve Fairchild - Colorado State

Pat Fitzgerald - Northwestern

Ralph Friedgen - Maryland

Al Groh - Virginia

Mike Gundy - Oklahoma State

Doug Marrone - Syracuse

Rick Neuheisel - UCLA

Randy Shannon - Miami

Mark Snyder - Marshall

Dave Wannstedt - Pittsburgh

Charlie Weis - Notre Dame

Paul Wulff - Washington State

Jacory HAS RECORD GAME AGAINST FSU

- Sophomore quarterback Jacory Harris, making just his third career start, had one of the top passing performances in school history in Miami's season-opening 38-34 win at No. 18 Florida State.
- Harris etched his name into the Hurricanes' record books in tossing for the 10th-most passing yards in a single game in school history with 386 yards through the air against the 'Noles.
- It was the most passing yards ever by a Miami quarterback ever against FSU and was the most by a 'Cane since Ken Dorsey tossed for 422 yards against West Virginia in 2002.
- Harris, who earned ACC Offensive Back of the Week honors for his performance, finished the contest 21-of-34 with two passing touchdowns and a rushing touchdown.

Ratings REPORT: MIAMI-FSU

- Miami's season-opening win at FSU on Labor Day is ESPN's third-most viewed regular season college football game in the history of the network – behind the 2009 USC-Ohio State game and the Miami-FSU Labor Day battle in 2006.
- The '09 Labor Day game recorded 5,820,001 household impressions, had 8,406,103 viewers with a rating of 5.89.
- The Hurricanes have now been a part of four of ESPN's six most-watched regular season games on the network.

MOST VIEWED REGULAR SEASON COLLEGE FOOTBALL GAMES IN ESPN HISTORY

DATE	GAME (Result)	HOUSEHOLDS
Sept. 12, 2009	USC at Ohio State (USC won, 18-15)	7,243,000
Sept. 4, 2006	Florida State at Miami (Florida State won, 13-10)	6,329,828
Sept. 7, 2009	Miami at Florida State (Miami won, 38-34)	5,820,001
Nov. 2, 2006	West Virginia at Louisville (Louisville won, 44-34)	4,915,915
Sept. 6, 2008	Miami at Florida (Florida won, 26-3)	4,886,206
Oct.8, 1994	Florida State at Miami (Miami won, 34-20)	4,846,320

Its ALL ABOUT THE BENJAMIN

- Sophomore wide receiver/return man Travis Benjamin has had the best two games of his career against arch-rival Florida State.
- Last year against the Seminoles in Miami, he collected an impressive 274 all-purpose yards - the most by a Hurricane since Edgerrin James had 310 all-purpose yards (299 rushing, 11 receiving) against UCLA in 1998. He finished the contest with 185 yards on kick returns, 71 yards receiving and 18 yards rushing.
- In the season-opener against FSU in Tallahassee, Benjamin didn't match his total yardage from 2008, but he did have the best receiving game of any Hurricane since 2006, catching four passes for 128 yards and a touchdown. His four catches went for gains of 39, 29, 20 and 40 yards.
- Benjamin ranked second on the team with 1,012 all-purpose yards last year and is third this year with 375 after six games.
- He now has three career touchdowns against the Seminoles, scoring the first two touchdowns of his career last season (18-yard rushing TD, 51-yard receiving TD) before picking up his third this season (39-yard receiving TD).
- Last year, Benjamin was named a Rivals.com Freshman All-American after finishing the season with team-highs in punt return yardage (181), kick return yardage (496) and yards per reception (16.3).
- This season, he ranks second on team in receiving yards (362) and leads the team in yards per catch (20.1).

TRAVIS BENJAMIN CAREER vs. FSU

YEAR	RUSHING	RECEIVING	KICK RETURN	PUNT RETURN	ALL-PURPOSE	TOUCHDOWNS
2009	5	128	-	7	140	1
2008	18	71	185	-	274	2

Freshmen SEE FIRST ACTION

► After playing 21 true freshmen in the season-opener last season, Miami played just five true freshman in the 2009 opener in Tallahassee. Ray-Ray Armstrong, Mike James, Brandon McGee, Olivier Vernon and Brandon Washington all saw action against the 'Noles, with Vernon seeing the most significant time at the defensive end position.

Coop DOES IT ALL

- A year after Travis Benjamin collected 274 all-purpose yards against FSU, Graig Cooper nearly matched the impressive feat in tallying 232 yards against the 'Noles in Tallahassee in the season opener on Labor Day.
- The junior collected 177 kick return yards - the fourth-highest single game total in school history.
- He averaged 35.4 yards per return - including a 63-yard return in the third quarter.
- Cooper scored the eventual game-winning touchdown against FSU in the opener on a 3-yard run to put the 'Canes up 38-34 with 1:53 to play.
- On Sept. 17 against Georgia Tech, Cooper was at it again, racking up 93 yards rushing, 32 receiving and 61 yards on kick returns for a game-high 186 all-purpose yards.
- Despite missing most of two games this year, he currently leads the team with 790 all-purpose yards.
- He finished with exactly 130 all-purpose yards against Virginia Tech (9/26) and Clemson (10/24).

It's BEEN A WHILE

► Sophomore quarterback Jacory Harris entered the season snapping a streak of at least 16 years since a player from Miami-Dade County quarterbacked a University of Miami team. Hialeah High School's Ryan Collins started the last seven games of the 1993 season, but did not go into the season as the starter. Kary Baker was the last Miami-Dade County quarterback to enter the season as the starting quarterback. Baker, from Miami-Edison High School, was UM's starter in 1974 and also was Miami's first African-American quarterback.

MIAMI QUARTERBACKS SINCE 1974

2009	Jacory Harris	Miami
2008	Robert Marve	Tampa
2007	Kyle Wright	Danville, Calif.
2006	Kyle Wright	Danville, Calif.
2005	Kyle Wright	Danville, Calif.
2004	Brock Berlin	Shreveport, La.
2003	Brock Berlin	Shreveport, La.
2002	Ken Dorsey	Orinda, Calif.
2001	Ken Dorsey	Orinda, Calif.
2000	Ken Dorsey	Orinda, Calif.
1999	Ken Dorsey	Orinda, Calif.
1998	Scott Covington	Laguna Niguel, Calif.
1997	Ryan Clement	Denver, Colo.
1996	Ryan Clement	Denver, Colo.
1995	Ryan Clement	Denver, Colo.
1994	Frank Costa	Philadelphia, Pa.
1993	Frank Costa	Philadelphia, Pa.
	Ryan Collins	Pembroke Pines
1992	Gino Torretta	Pinole, Calif.
1991	Gino Torretta	Pinole, Calif.
1990	Craig Erickson	West Palm Beach
1989	Craig Erickson	West Palm Beach
1988	Steve Walsh	St. Paul, Minn.
1987	Steve Walsh	St. Paul, Minn.
1986	Vinny Testaverde	Elmont, N.Y.
1985	Vinny Testaverde	Elmont, N.Y.
1984	Bernie Kosar	Boardman, Ohio
1983	Bernie Kosar	Boardman, Ohio
1982	Mark Richt	Boca Raton
1981	Jim Kelly	East Brady, Pa.
1980	Jim Kelly	East Brady, Pa.
1979	Mike Rodrigue	Tallahassee
1978	Kenny McMillian	DeLand
1977	Kenny McMillian	DeLand
	E.J. Baker	Lakeland
1976	E.J. Baker	Lakeland
1975	E.J. Baker	Lakeland
1974	Kary Baker	Miami

Spreading THE WEALTH

► Quarterback Jacory Harris completed a pass to 11 different receivers in Miami's win over Oklahoma on Oct. 3. Harris, who finished the night 19-for-28 for 202 yards, successfully found Aldarius Johnson (4 times), Travis Benjamin (3), Dedrick Epps (3), LaRon Byrd (2), Jimmy Graham (1), Tervaris Johnson (1), Mike James (1), Javarris James (1), Thearon Collier (1), Graig Cooper (1) and Leonard Hankerson (1) against OU.

► On the year, Harris has found 15 different receivers, including Patrick Hill, Tommy Streeter, Kendal Thompkins and Damien Berry in addition to the 11 who caught a pass against the Sooners.

Miami VS. AP-RANKED TEAMS

- Miami has won 27 of its last 43 games against ranked teams, dating back to the 2000 season.
- Miami is 88-114-1 vs. AP-ranked teams since its first game against a ranked opponent in No. 18 Alabama in 1941.
- Miami is 40-57 vs. AP top-10 teams since playing No. 6 Alabama in 1947.
- Miami is 22-33 against AP top-5 teams since playing No. 3 Maryland in 1953.
- Miami's victory over No. 1 Florida State on Oct. 7, 2000, extended UM's record to 10-7 against No. 1-ranked teams. Of those 16 meetings with No. 1, six of the past eight have been against FSU.

Miami VS. RANKED OPPONENTS SINCE 1990

► Since 1990, Miami has registered a 48-38 mark against Associated Press ranked teams and a 125-16 record against unranked opponents. Miami's loss to North Carolina in 2004 marked the first loss to an unranked team since losing to East Carolina in 1999, a span of 65 games.

Running FOR RECORDS

Here is a quick look at some individual UM career rushing records to watch out for during the 2009 season:

► With 78 rushing attempts this season, senior Javarris James has moved from eighth place on Miami's all-time rushing attempts list to third through the season's first seven games. After passing Stephen McGuire (450 attempts) and Danyell Ferguson (454 attempts) against Oklahoma, James passed his cousin Edgerrin with six carries against Clemson last weekend. He now trails only Ottis Anderson (691 attempts) and James Jackson (541 attempts) heading into Saturday's game at Wake Forest.

MIAMI'S CAREER RUSHING ATTEMPTS LEADERS

1. Ottis Anderson	691
2. James Jackson	541
3. Javarris James	478
4. Edgerrin James	474
5. Danyell Ferguson	454

► James also moved into the school's Top 10 in career rushing yards against the Sooners, moving into eighth place with 1,963 yards before adding four yards against FAMU, 65 against UCF in Orlando and 56 this past weekend against Clemson. With 150 yards on the ground against Oklahoma, James passed Alonzo Highsmith (1,914), Tyrone Moss (1,942) and McGuire (1,953) on the list. Against the Knights, James not only passed Frank Gore (1,975) for seventh place all-time, he became just the seventh player in school history to amass 2,000 career rushing yards. In the Clemson game, he passed Willis McGahee for sixth all-time in program history.

MIAMI'S CURRENT TOP 10 CAREER RUSHING LEADERS

1. Ottis Anderson	3,331
2. Edgerrin James	2,960
3. James Jackson	2,953
4. Clinton Portis	2,523
5. Danyell Ferguson	2,214
6. Javarris James	2,088
7. Willis McGahee	2,067
8. Frank Gore	1,975
9. Stephen McGuire	1,953
10. Tyrone Moss	1,942

- Junior Graig Cooper (1,822) needs 120 rushing yards to enter the program's all-time Top 10 all-time.
- Cooper and James also rank in a tie for ninth all-time with five career 100-yard games apiece.

Other RECORDS TO WATCH

► Jason Fox has started 43 games in his career. He could tie William Joseph for a UM record 50 career starts if the 'Canes play in the ACC Championship game and a bowl game and Fox starts all 14 games this season. (Ed Reed is second on the list with 48 career starts).

► Matt Boshers is 4th all-time in consecutive PATs (68), 9th in points scored kicking (147) and ninth in FGs made (27).

The NORTHWESTERN SEVEN

▶ Last season's freshman class included seven players from Northwestern High School in Miami.

Here is a look at how each fared their first season at Miami in 2008:

QB JACORY HARRIS

▶ Played in all 13 games, starting two; Threw for 1,195 yards and 12 touchdowns; also ran for 101 yards

LB SEAN SPENCE

▶ Earned numerous Freshman All-America honors; Named ACC Defensive Rookie of the Year; Recorded 65 tackles

WR ALDARIUS JOHNSON

▶ Led the 'Canes in catches (31) and receiving yards (332); Caught eight passes for 84 yards and a TD at Duke

DT MARCUS FORSTON

▶ Earned numerous Freshman All-America honors; Had 4.5 tackles for a loss, including three sacks

WR TOMMY STREETER

▶ Sat out the 2008 season with a wrist injury

WR KENDAL THOMPkins

▶ Played in the first two games before an injury forced him to miss the remainder of the season.

OL BEN JONES

▶ Redshirted; Participated on the scout team

Torretta HONORED FOR HALL INDUCTION

▶ Former Hurricane great Gino Torretta was honored at halftime of the Miami-Georgia Tech game on Sept. 17 after it was announced on April 30 that he will be inducted into the College Football Hall of Fame.

▶ Archie Manning – the chairman of The National Football Foundation and College Hall of Fame – announced that Torretta would join 15 fellow First Team All-America players and two legendary coaches in the College Football Hall of Fame Class of 2009.

▶ He will be inducted in the Hall of Fame on Dec. 8 in New York City and officially enshrined at the Hall in South Bend, Ind., during ceremonies in the summer of 2010.

▶ Joining Torretta in the class is an impressive group of college football names, including Notre Dame wide receiver Tim Brown, Ohio State linebacker Chris Spielman and legendary coaches John Robinson and Dick McPherson.

▶ With the announcement, he became just the fourth Hurricane player to be selected for induction in the Hall, joining Bennie Blades (2006), Don Bosseler (1990) and Ted Hendricks (1987) in prestigious company.

Testaverde NAMED TO ACC'S 2009 LEGENDS CLASS

▶ Former quarterback Vinny Testaverde has been named by the Atlantic Coast Conference as the University of Miami's representative in its Class of 2009 Dr Pepper Football Championship Game Legends. Testaverde, a Ring of Honor and Hall of Fame member at UM, headlines the 12-member group announced by the league on Sept. 2 that also includes former Florida State quarterback Chris Weinke and one of the winningest head coaches in league history in Clemson's Danny Ford.

▶ The Legends will be honored at this year's Dr Pepper ACC Football Championship Game weekend. They will appear at the ACC Coaches and Awards Luncheon at noon on Friday, Dec. 4, and will be honored at the "ACC Night of Legends" held at the Grand Hyatt Tampa Bay on Friday evening. They will also be recognized during pre-game ceremonies at Raymond James Stadium for the 5th Annual Dr Pepper ACC Football Championship, which has an 8 p.m. kickoff on Dec. 5 and will be nationally televised by ESPN.

Jacory GETTING EARLY HEISMAN ATTENTION

▶ In the last week's ESPN.com Experts' Poll, sophomore quarterback Jacory Harris was ranked seventh on the Heisman Watch list. Mark Ingram of Alabama is first, followed by Tim Tebow of Florida, Jimmy Clausen of Notre Dame, Case Keenum of Houston, Colt McCoy of Texas and Kellen Moore of Boise State ranking ahead of Harris.

ESPN Experts' Poll

Name	Position	School	Year	1st	2nd	3rd	4th	5th	Total
Mark Ingram	RB	Alabama	Soph.	7	6	1	1	0	64
Tim Tebow	QB	Florida	Sr.	8	5	0	1	1	63
Jimmy Clausen	QB	Notre Dame	Jr.	0	3	6	0	1	31
Case Keenum	QB	Houston	Jr.	0	0	0	8	1	17
Colt McCoy	QB	Texas	Sr.	0	0	3	2	1	14
Kellen Moore	QB	Boise State	Soph.	0	0	2	1	3	11
Jacory Harris	QB	MIAMI	Soph.	0	0	1	1	0	5
Ryan Mathews	RB	Fresno State	Jr.	0	1	0	0	0	4
Tony Pike	QB	Cincinnati	Sr.	0	0	1	0	1	4
Dan LeFevour	QB	Central Michigan	Sr.	0	0	1	0	0	3
Rolando McClain	LB	Alabama	Jr.	0	0	0	1	1	3
Dion Lewis	RB	Pittsburgh	Fr.	0	0	0	0	2	2

ESPN Experts: Brian Bennett, Beano Cook, Rece Davis, Heather Dinich, Brad Edwards, Bruce Feldman, Pat Forde, Tim Griffin, Chris Low, Ivan Maisel, Todd McShay, Ted Miller, Adam Rittenberg, Mark Schlabach and Graham Watson

Miami ON THE BIG STAGE

▶ The Hurricanes came right out of the gate in 2009 with its first four games against a ranked opponent on national TV. Miami opened its season Labor Day night in Tallahassee with a 38-34 win over No. 18 Florida State, 10 days before beating No. 14 Georgia Tech, 33-17, on a ESPN Primetime Thursday contest.

▶ Three weeks ago, the 'Canes suffered their only defeat of 2009, falling at No. 11 Virginia Tech on ABC before picking up their third win over a ranked opponent two weeks back with a 21-20 win over No. 8 Oklahoma in primetime on ABC.

▶ After playing UCF on CBS College Sports, the 'Canes played Clemson on ABC and ESPN (regional split) and will again play on ABC this weekend at Wake Forest.

Turning THE CORNER

- ▶ Sophomore cornerback Brandon Harris is off to a strong start through the first seven games of the 2009 season.
- ▶ He currently leads the country with 11 pass break-ups, ranks third on the team with 36 tackles and he recorded his first interception of the season three weeks back against Florida A&M.
- ▶ He tallied a career-high nine total tackles at FSU in the season-opener, earning ACC Defensive Back of the Week honors for his effort in Tallahassee.
- ▶ Harris, a 2009 All-ACC Academic Team member, recorded 30 total tackles and had just three passes defended in 13 games as a true freshman last season.

Comparison: MIAMI AND WAKE FOREST

▶ Here is a quick look at the match-ups you will see when the 'Canes and Demon Deacons square off on Saturday in Winston-Salem:

MIAMI			WAKE FOREST		
Offense	Avg	NCAA Rank	Defense	Avg	NCAA Rank
PPG	30.14	33	PPG	22.75	54
Rushing	133.57	74	Rushing	156.13	80
Passing	258.86	29	Passing	204.63	47
Defense	Avg	NCAA Rank	Offense	Avg	NCAA Rank
PPG	23.57	59	PPG	23.63	86
Rushing	126.43	48	Rushing	131.63	78
Passing	194.14	32	Passing	248.63	33
Net Punting	Avg	NCAA Rank	PR	Avg	NCAA Rank
Average	35.58	67	Average	6.00	94
PR	Avg	NCAA Rank	Net Punting	Avg	NCAA Rank
Average	7.72	79	Average	35.92	61

Fox EARNS WEEKLY HONOR AFTER OU GAME

▶ Senior offensive tackle Jason Fox was named ACC Offensive Lineman of the Week after anchoring an offensive front that paved the way for Javarris James' 150 rushing yards against the nation's top-ranked rushing defense in a 21-20 win against eighth-ranked Oklahoma on Oct. 3. Aided by Fox's performance at the tackle position, the Hurricanes piled on 342 yards of total offense. Fox graded out at 99 percent for the game and added three pancake blocks, while not allowing a sack.

Coop AND BABY J

- ▶ So much of Miami's success offensively comes from the running back tandem of junior Graig Cooper and senior Javarris James. In the rushing duo's time together at UM, the Hurricanes have a 7-3 record when the two combine to get at least 25 carries, and a 5-9 record when they both play and are under the 25-carry mark.
- ▶ In 2007, reaching this mark was extremely important to the team's success as all five of UM's victories came when the two combined to reach the 25-carry mark.
- ▶ Last year, James missed the better part of five games with a high ankle sprain, and the only time the pair combined for more than 25 carries the 'Canes won at Virginia when Cooper and James ran 33 times for 186 yards.
- ▶ Against Georgia Tech this year, the pair combined for 31 carries and 165 yards and averaged 5.3 yards per carry against the Yellow Jackets.
- ▶ The tandem rank first and second on the team in rushing this season, with James having tallied a team-high 418 yards on the ground follow by Cooper's 299.

National PERSPECTIVE

▶ In addition to a No. 18 ranking in both the AP and USA Today/ESPN Coaches polls, the 'Canes are receiving other Top 25 recognition after starting 5-2, with three wins against ranked opposition.

Here is a list of some other national rankings for the 'Canes heading into the weekend:

- ▶ **BCS:** 19
- ▶ **ESPN Power Ranking:** 17
- ▶ **ESPNU Fan Ranking:** 19
- ▶ **Legends Poll:** 18
- ▶ **Sporting News:** 16
- ▶ **CBSSports.com 120:** 16
- ▶ **Yahoo! User Rankings:** 16
- ▶ **CollegeFootballNews.com:** 25
- ▶ **Harris Interactive:** 18

Miami NO. 19 IN BCS RANKINGS THIS WEEK

- ▶ After opening the season with record of 5-2 - including three wins against ranked opposition - the University of Miami is ranked 19th in the this week's Bowl Championship Series rankings.
- ▶ The 'Canes currently have an average of .2491, right behind Ohio State (.3147) and Houston (.3085).
- ▶ Two of Miami's 2009 opponents are currently ranked in the BCS Top 15, with Georgia Tech at No.11 and Virginia Tech at No. 13.

	Record	BCS Average	Harris Rank	Coaches Rank	Computers
1. Florida	7-0	.9726	1	1	2
2. Alabama	8-0	.9450	2	2	3
3. Texas	7-0	.8927	3	3	5
6. Iowa	8-0	.8249	8	8	1
7. USC	6-1	.7944	4	4	9
8. TCU	7-0	.7890	7	6	4
4. Boise State	7-0	.7752	5	5	8
5. Cincinnati	7-0	.7735	6	7	6
9. LSU	6-1	.7030	9	9	10
10. Oregon	6-1	.6456	11	12	6
19. MIAMI	5-1	.6273	18	18	24

Whipple BALL

- ▶ Seven games into his tenure as the University of Miami's offensive coordinator, Mark Whipple has the 'Canes' passing game off to a fast start as Miami ranks in the nation's Top 30 in both passing efficiency (13th; 155.53) and passing offense (29th; 258.86 ypg).
- ▶ Despite going up against four ranked teams in the season's first seven games, the Hurricanes' offense has scored more than 20 points six times, including a 38-point performance in Miami's season-opening win over No. 18 FSU in Tallahassee, a 33-point showing the following week against No. 14 Georgia Tech, a season-high 48-point performance against Florida A&M and a 37-point outing against Clemson last weekend.
- ▶ Quarterback Jacory Harris has proven to be one of the league's top passers through the first half of the 2009 season, ranking 10th nationally in pass efficiency (155.51) and third in the ACC in passing yards per game (253.4).

ACC HONORS FOR JACORY AND BRANDON

- ▶ Miami quarterback Jacory Harris and defensive back Brandon Harris were selected Atlantic Coast Conference football players of the week for the weekend of Sept. 3-7.
- ▶ Jacory Harris earned ACC Offensive Back of the Week honors after throwing for a career-high 386 yards and two touchdowns on 21-of-34 passing in Miami's 38-34 win over No. 18 Florida State in Tallahassee.
- ▶ Brandon Harris was selected ACC Defensive Back of the Week after tallying a game- and career-high nine tackles (three solo) and breaking up two passes against FSU.
- ▶ Jacory repeated as ACC Player of the week after his performance against Georgia Tech, going 20-for-25 for 270 yards and three touchdowns.

Two SPORT STAR

- ▶ With five national championships and decades of success on the gridiron, football players at "The U" are usually the most recognizable athletes. However, one of the most recognizable names on the 2009 roster is former UM basketball player Jimmy Graham.
- ▶ Graham, who is among the program's all-time Top 10 in career blocks, opted to join the football team in lieu of pursuing a professional basketball career after his basketball eligibility expired at the conclusion of the 2008-09.
- ▶ He has played in each of Miami's first seven games this season. His first three catches went for touchdowns, scoring in UM's first three home games this season (vs. Georgia Tech, vs. Oklahoma and vs. FAMU).
- ▶ At 6-8, Graham is the second-tallest player on the UM football team (reserve offensive lineman Ian Symonette stands at 6-9).
- ▶ He is one of four former college basketball players making the switch to the gridiron in 2009 - Arizona forward-turned-Houston tight end Fendi Onobu, Michigan point guard-turned-slot receiver Kelvin Grady and Duke point guard-turned Syracuse quarterback Greg Paulus.

Shields SHIFTING GEARS

- ▶ After three seasons as a wide receiver, veteran Sam Shields has made the move over to cornerback for his senior season.
- ▶ Shields, who had just 470 receiving yards combined the last two seasons after tallying 501 yards as a freshman, is UM's fastest player (4.2 40-yard dash) and has instantly added another dimension to the UM secondary.
- ▶ Through the season's first seven games, Shields ranks fifth on the team with 25 tackles and is tied for third in passes broken up (2).

Byrd BREAKS OUT

- ▶ After being held without a catch in the season-opener at Florida State, sophomore wideout LaRon Byrd responded with a big night against Georgia Tech on Sept. 17, catching five passes for 83 yards - including an early 40-yard touchdown reception from Jacory Harris. Two weeks ago against UCF, Byrd was at it again, catching five passes for 85 yards against the Knights in Orlando. On the year, Byrd has a team-high 19 catches for 273 yards and a touchdown.

All-Purpose YARDS RETURN

- ▶ Miami returns nine of its top 10 players in terms of all-purpose yards gained in 2008, with only Kayne Farquharson (280 yards) not back this season.
- ▶ In Miami's 2009 opener against FSU, Graig Cooper and Travis Benjamin continued to dominate the team's all-purpose yardage, accounting for over half (372 of 664) of the Hurricanes' all-purpose yardage. Cooper led the team with 232 yards - including 177 on kick-returns - while Benjamin had 140, 128 of which came through the air.
- ▶ Despite missing most of two games (FAMU, UCF), Cooper has a team-high 790 all-purpose yards, ranking him fourth in the ACC with an average of 131.7 yards per game.
- ▶ Behind Cooper, Javarris James (472), Benjamin (440), Leonard Hankerson (380) and Damien Berry (284) round out the top five all-purpose performers for the 'Canes.
- ▶ Cooper (1,133) led the team in all-purpose yards in '08.
- ▶ Benjamin (1,012) ranked second on the team in all-purpose yards last year. It marked the second time a UM freshman recorded at least 1,000 all-purpose yards in the last three seasons, after Javarris James tallied 1,002 yards as a freshman in 2006.

FOX ON SPORTING NEWS TODAY

- ▶ University of Miami offensive tackle Jason Fox is among 18 college football stars writing weekly diaries throughout the season in Sporting News Today, the world's first digital daily sports newspaper.
- ▶ The diaries, which will cover topics on the field and off it, began a week before the season-opener at FSU. To sign up for the free digital newspaper, which is no fewer than 30 pages a day, go to sportingnewstoday.com. At 7 a.m. ET each day, subscribers are sent an e-mail directing them to that day's edition.

Fourth DOWN FORTUNE

- ▶ One of the team's strengths the last few seasons has been its success on fourth down on both sides of the ball.
- ▶ The 'Canes currently rank sixth in the ACC offensively in fourth down conversions (3-for-7) while the defense is tied for third in the league in allowing just three of eight attempts by its opponents.
- ▶ Last season, UM led the ACC and ranked 13th nationally in converting 68.4 percent of its fourth down attempts. On the defensive side, the 'Canes ranked fourth in the ACC and 23rd nationally with a 38.1 percent success rate on fourth down.

Old WISE MEN

- ▶ Safety Randy Phillips and defensive end Eric Moncur return in 2009 as the senior citizens of the Hurricanes' defense. Moncur came to UM in 2004 and redshirted that season before Phillips joined him on the field in 2005.
- ▶ This season, Randy Phillips was among the team's tackle leaders before missing three games recovering from an injury. On the year, Phillips has 24 tackles and leads the team with two interceptions (at FSU, vs. Clemson).
- ▶ Moncur made his 2009 debut on Sept. 17 vs. Georgia Tech, recording three tackles in his first game in nearly a year. He recorded his first sack of the season against FAMU and now has 10 total tackles on the season heading into the Wake Forest game.
- ▶ The pair has combined to play in 79 games in their careers, with Moncur (41 games) playing in three more than Phillips (38).

Mighty MARCUS

- ▶ After recording just nine total tackles and 2.0 tackles for a loss in UM's first nine games last season, defensive end Marcus Robinson came alive in the 'Canes last four contests, recording team-highs in solo tackles (19), total tackles (26), tackles for a loss (7.0) and sacks (4.0) over that span.
- ▶ Over the last four games of last season (vs. Virginia Tech, at Georgia Tech, at NC State, vs. California), Robinson averaged 6.5 tackles, 1.75 tackles for a loss and one sack per contest.
- ▶ This season, Robinson has 13 tackles, 5.0 tackles for a loss, three sacks, two quarterback hurries, two forced fumbles and this past weekend against Clemson, returned a fumble for a 53-yard touchdown.

Big BAILEY INSIDE

- ▶ First a linebacker, a year later, a defensive end, now, at 6-4 and nearly 300 pounds, junior Allen Bailey has made the move to defensive tackle in 2009. Bailey, who led the 'Canes with five sacks in 2008, played mostly on special teams as a freshman linebacker in 2007 before moving to defensive end last season, becoming the team's sack leader. This season, he has 17 tackles, 6.5 tackles for a loss, a forced fumble and a team-high five sacks.

Highsmith MAKES HIS DEBUT

- ▶ True freshman quarterback A.J. Highsmith saw his first collegiate action two weeks ago against Florida A&M.
- ▶ Highsmith -- son of former UM running back Alonzo Highsmith - played the entire second half against the Rattlers, completing all three of his passes for 38 yards, including a 29-yard toss to fellow freshman Tommy Streeter.

Butkus BOYS

- ▶ Senior Darryl Sharpton and sophomore Sean Spence were named to the initial watch list for the 2009 Dick Butkus Award, given annually to the nation's top linebacker.
- ▶ Eight Atlantic Coast Conference linebackers were among the 35 selected to the list while Miami was one of eight schools nationally with two players represented on the list, along with Penn State, Georgia, USC, Alabama, Oklahoma, North Carolina and Iowa.
- ▶ Spence was named 2008 ACC Defensive Rookie of the Year last season while Sharpton returns after starting 10 of 13 games a season ago.
- ▶ This year, Sharpton is second on the team with 46 tackles while Spence has 35 - including a team-high 5.5 for a loss.

Bosher NAMED TO GROZA WATCH LIST

- ▶ Junior Matt Bosher was named to the preseason watch list for the Lou Groza Award, given annually to the nation's top collegiate kicker.
- ▶ Nine 2008 semifinalists – including Bosher – are named to the list. As a sophomore in 2008, Bosher earned second team All-ACC honors as a kicker and punter and also was awarded Miami's Jack Harding Award, given to the team's most valuable player.
- ▶ Bosher led Miami with 94 points in 2008, connecting on 18-of-20 field goal attempts and 40-of-40 PAT's.

Best BEHAVIOR

- ▶ Through head coach Randy Shannon's first 32 games at the helm of the University of Miami football program, the statistics have shown a drastic change in the Hurricanes' discipline on the field. The last two seasons, the Hurricanes were close to even when it came to penalty differential. The last time the Hurricanes finished the season with fewer penalty yards than their opponents was 1994, when UM was penalized for 775 yards compared to 807 for its opponents.

PENALTY YARDAGE

YEAR	MIAMI	OPPONENTS	+/-
2009	445	344	+101
2008	605	537	+68
2007	622	611	+11
2006	805	507	+298
2005	841	626	+215
2004	736	584	+152
2003	1,027	766	+261
2002	1,055	517	+538
2001	944	687	+257
2000	887	609	+278
1999	783	544	+239
1998	822	670	+152
1997	820	661	+159
1996	675	384	+291
1995	739	722	+17
1994	775	807	-32

Hurricanes IN THE ACC IN 2009

- ▶ The following is a list of where Miami is ranked as a team and individually in the Atlantic Coast Conference this season:

Team	Rank	Player	Rank
Scoring Offense	4th (30.1)	Jacory Harris	
Scoring Defense	7th (23.6)	Passing Avg./Game	3rd (253.4)
Pass Offense	4th (258.9)	Passing Efficiency	3rd (155.5)
Pass Defense	5th (194.1)	Total Offense	5th (236.1)
Rush Offense	5th (133.6)	Passing Touchdowns	4th (13)
Rush Defense	4th (126.4)	Graig Cooper	
Total Offense	4th (392.4)	Kick Return Avg.	3rd (28.5)
Total Defense	6th (320.6)	All-Purpose	4th (131.7)
Kickoff Coverage	9th (40.0)	Rushing Yards/Game	10th (49.8)
Kickoff Returns	3rd (24.6)	Javarris James	
Pass Efficiency	3rd (155.5)	Rushing Yards/Game	7th (59.7)
Punting	9th (35.6)	Travis Benjamin	
Punt Return Avg.	9th (7.7)	Punt Return Avg.	8th (6.3)
Time of Possession	5th (30:35)	Matt Bosher	
Turnover Margin	t-9th (-0.43)	Scoring	8th (7.6)
First Downs	t-5th (144)	Scoring (Kick)	3rd (7.6)
Opponent 1st Downs	6th (118)	PAT Kick Pct.	t-1st (100.0)
Sacks By	t-7th (14)	Field Goal Pct.	t-3rd (81.8)
Sacks Against	t-7th (19)	Field Goals	t-5th (1.29)
Penalties	11th (63.6)	Punting	3rd (42.0)
Opponent Penalties	9th (49.1)	Brandon Harris	
Pass Def. Efficiency	6th (125.5)	Passes Defended	1st (1.71)
3rd Down Conv.	3rd (45.6)	Tackles/Game	35th (5.1)
Opp. 3rd Down Conv.	8th (36.8)	Fumbles Forced	t-6th (0.29)
4th Down Conv.	6th (42.9)	Colin McCarthy	
Opp. 4th Down Conv.	t-3rd (37.5)	Tackles/Game	t-8th (6.9)
Field Goals	t-3rd (818)	Darryl Sharpton	
PAT Kicking	t-1st (1.000)	Tackles/Game	t-13th (6.6)
Red Zone Offense	12th (77.8)	Sean Spence	
Red Zone Defense	1st (73.9)	Tackles/Game	t-37th (5.0)
		Allen Bailey	
		Sacks	4th (0.71)
		Marcus Robinson	
		Fumbles Forced	t-6th (0.29)

Recapping THE SPRING GAME

- ▶ Damien Berry carried 14 times for 114 yards including a 54-yard TD run and Jacory Harris completed 9-of-16 passes for 141 yards as the UM offense shined in a 52-3 win over the defense at Lockhart Stadium on March 28 in the annual UM Spring game.
- ▶ Miami's offense racked up 406 total yards on 71 total plays while scoring 52 points in a scoring system put together by the coaching staff. The offense scored six points on a touchdown, three points on a field goal, one point on a PAT, one point for crossing the 50-yard line and one point for every first down.
- ▶ UM's defense was able to score six points for any defensive touchdown, two points for a fumble, two points for an INT and one point for a three-and-out. The defense scored its three points on an INT by safety Randy Phillips and one point for a three-and-out.
- ▶ Thearon Collier led all receivers with 65 yards on five receptions including a 26-yard long. Kendal Thompkins caught two passes for 45 yards while LaRon Byrd had 43 yards on two receptions.

2009 'CANES ON NATIONAL PRESEASON LISTS

► Hurricane players have been getting some preseason accolades. Take a look at how some analysts feel about some of the 'Canes in 2009:

SEAN SPENCE

- Butkus Award Watch List
- Rivals.com National No. 17 Linebacker
- Herbie Award (ESPN): No. 5 Best Outside Linebacker
- Phil Steele All-ACC Second Team Linebacker
- College Football News All-ACC Second Team Linebacker
- College Football News No. 27 Top ACC Player

MATT BOSHER

- Groza Award Watch List
- Preseason All-ACC Selection
- Phil Steele All-ACC First Team Kicker
- Phil Steele All-ACC Third Team Punter
- College Football News All-ACC First Team Kicker
- College Football News Honorable Mention All-American Kicker

JASON FOX

- Preseason All-ACC Selection
- Rivals.com National No. 20 Offensive Tackle
- Phil Steele All-ACC First Team Offensive Tackle
- College Football News National No. 21 Offensive Tackle

ALDARIUS JOHNSON

- Phil Steele All-ACC First Team Wide Receiver
- College Football News All-ACC First Team Wide Receiver
- College Football News No. 28 Top ACC Player
- College Football News National No. 20 Wide Receiver

GRAIG COOPER

- Phil Steele All-ACC Fourth Team Running Back
- College Football News All-ACC Second Team Running Back
- College Football News No. 18 Top ACC Player

TRAVIS BENJAMIN

- Phil Steele All-ACC First Team Punt Returner
- College Football News All-ACC First Team Punt Returner

ERIC MONCUR

- Phil Steele All-ACC Fourth Team Defensive End
- College Football News All-ACC Second Team Defensive End

DARRYL SHARPTON

- Butkus Award Watch List

RYAN HILL

- Phil Steele All-ACC Fourth Team Strong Safety

COLIN MCCARTHY

- Phil Steele All-ACC Third Team Linebacker

MARCUS FORSTON

- Phil Steele All-ACC Second Team Defensive Tackle

JACORY HARRIS

- Herbie Award (ESPN): No. 5 Top First-Year QB Starters

ORLANDO FRANKLIN

- Phil Steele All-ACC Second Team Offensive Guard

Miami 3rd NATIONALLY IN SCORES BY RETURNS

► Since the turn of the century, Virginia Tech and Kansas State are the only two schools that have scored more touchdowns than Miami on various returns. Here's the list:

Most Touchdowns Via Returns Since 2000

School	00	01	02	03	04	05	06	07	08	09	Bwls	Tot.
Virginia Tech	6	7	7	10	6	6	5	8	5	4	3	67
Kansas State	5	2	12	5	5	5	9	7	9	4	1	65
Miami	13	11	6	10	8	3	1	2	3	2	3	62
Texas	6	6	7	9	2	7	8	4	4	6	3	62
Fresno State	5	3	5	4	6	7	3	3	8	3	3	50
Florida State	4	5	6	6	3	4	3	4	4	2	7	48
NC State	2	4	9	10	5	2	4	3	3	1	1	44
Nebraska	7	5	6	4	4	4	0	3	4	1	3	41
Colorado	4	7	7	1	6	3	1	3	3	0	4	39
East Carolina	5	4	5	4	3	0	4	2	6	2	3	38
Texas Tech	7	8	5	3	2	3	2	1	3	1	2	37
Notre Dame	6	4	9	1	1	5	4	3	2	0	1	36
Wake Forest	2	2	3	6	5	3	2	10	3	0	0	36

Coordinators ON TAP

► Randy Shannon's 2009 staff has two new assistant coaches – assistant head coach Mark Whipple and defensive coordinator John Lovett.

► **Mark Whipple, Assistant Head Coach/Quarterbacks/Offensive Coordinator** - Whipple is a veteran of 27 seasons as a coach on both the collegiate and professional levels.

Whipple spent the 2008 season as an offensive assistant coach with the Philadelphia Eagles helping the team to an appearance in the NFC championship game. Before joining the Eagles, he served as the quarterbacks coach of the Pittsburgh Steelers from 2004-06 where he was instrumental in the development of Ben Roethlisberger, who became the youngest starting quarterback to win a Super Bowl. In 2004, Roethlisberger became the first NFL quarterback to finish a season undefeated with a 13-0 record in games he started. Prior to his move to the NFL, Whipple coached 16 seasons as a head coach at the collegiate level compiling an overall record of 121-59 (.672) at stops at the University of Massachusetts, Brown and New Haven.

While at UMass, he posted a 49-26 (.653) record in six years (1998-2003) leading the Minutemen to a Division I-AA National Championship in his first season with the team in 1998. He also won a pair of conference championships. His 1998 national championship team finished with a school record in wins finishing the season 12-3. He was named National Coach of the Year by the American Football Coaches Association and Don Hansen's National Weekly Football Gazette in 1998 and earned Atlantic 10 Coach of the Year honors in 2003. He posted five winning seasons in only six years as head coach. He coached nine different players who won first team All-America honors.

► **John Lovett, Defensive Coordinator**– Lovett has 18 years of experience as a defensive coordinator with stops at Clemson, Auburn and Mississippi, Lovett inherits a unit that returns 15 players with starting experience, including three Freshman All-Americans. Lovett spent the last two seasons as the special teams coordinator and a defensive assistant at North Carolina, where the kickoff coverage unit ranked among the nation's top 15 and the Tar Heels blocked six kicks in 2008. He coached the NCAA all-time leader in combined kick return yards in Brandon Tate. Tate also established the ACC career mark for kickoff return yards. Kicker Connor Barth set the school career mark for field goals.

Prior to going to North Carolina, Lovett was the defensive coordinator at Bowling Green from 2005-06. In addition to coordinating the defense at Bowling Green, Lovett coached linebackers in 2005 and defensive backs in 2006. In his first year with the Falcons, Lovett's defense ranked 20th in the country in turnover margin. Lovett served as the defensive coordinator at Clemson from 2002-04 and helped develop one of the ACC's top defenses. In 2004, Clemson was 11th in the nation in pass defense efficiency (103.4) and 26th in total defense (327.3). In 2003, his defense allowed just 19.2 points per game as Clemson finished the year with nine wins and a top 25 national ranking.

'Canes IN THE NFL IN WEEK SIX

▶ Tune into nearly any NFL game on a Sunday or Monday, and you're likely to see several former Hurricanes excelling at the next level. No school in the country has as many former players in the NFL than the University of Miami, and that is evident by the number of current Pro Bowl players and Super Bowl champions that hail from "The U". The following list is the top performances by former Hurricanes this past weekend in the NFL:

- 1. Brandon Meriweather - New England Patriots SS (vs. Tampa Bay)**
▶ Recorded two interceptions (returning one for a touchdown) in win over Bucs in England
- 2. Devin Hester - Chicago Bears WR/PR (at Cincinnati)**
▶ Recorded his first career 100-yard receiving game with eight catches for 101 yards and a TD
- 3. Antrel Rolle - Arizona Cardinals FS (at New York Giants)**
▶ Had eight total tackles (six solo) and recorded his third interception of the season in win
- 4. Jeremy Shockey - New Orleans Saints TE (at Miami)**
▶ Had four catches for a game-high 105 yards in road win over Miami
- 5. Reggie Wayne - Indianapolis Colts WR (at St. Louis)**
▶ Caught seven catches for a game-high 83 yards and a touchdown in blowout win over Rams
- 6. Jonathan Vilma - New Orleans Saints LB (at Miami)**
▶ Recorded a game-high 10 total tackles (seven solo, three assisted) in win at Miami
- 7. Santana Moss - Washington Redskins WR (vs. Philadelphia)**
▶ Had six catches for 74 yards in home loss to Philadelphia
- 8. Calais Campbell - Arizona Cardinals DE (at New York Giants)**
▶ Recorded a sack for the second straight game and finished with two tackles in road victory
- 9. Jon Beason - Carolina Panthers LB (vs. Buffalo)**
▶ Had a team-high seven tackles (six solo) in home loss to the Bills
- 10. Andre Johnson - Houston Texans WR (vs. San Francisco)**
▶ Had two catches for 62 yards - including a long of 44 - in home win
- 11. Damione Lewis - Carolina Panthers DT (vs. Buffalo)**
▶ Had a season-high six tackles (five solo) in loss to Buffalo
- 12. Bruce Johnson - New York Giants CB (vs. Arizona)**
▶ Recorded a career-high four tackles (all assisted) in home loss to Arizona
- 13. Eric Winston, Chris Myers & Rashad Butler - Houston Texans OL (vs. San Francisco)**
▶ Trio of 'Canes protected Matt Schaub in another big passing day (264 yards, two TDs)
- 14. Antonio Dixon - Philadelphia Eagles DT (at Washington)**
▶ Recorded his first multi-tackle game of his career with two tackles in win at Washington
- 15. Rocky McIntosh - Washington Redskins LB (vs. New York Giants)**
▶ Had four total tackles (three solo) in home loss on Monday Night Football

'Canes IN THE PRO BOWL

▶ Seven former University of Miami football players were named to the 2009 NFL Pro Bowl, easily the highest representation for any school in the nation. The list included:

WR	Andre Johnson	Houston Texans
WR	Reggie Wayne	Indianapolis Colts
RB	Clinton Portis	Washington Redskins
LB	Ray Lewis	Baltimore Ravens
LB	Jon Beason	Carolina Panthers
S	Ed Reed	Baltimore Ravens
P	Jeff Feagles	New York Giants

- ▶ With seven Pro Bowl players, Miami had as many or more than the representation of three entire BCS-conferences. UM's seven former players tied the entire Big 10 Conference (7) while it led the total produced by both the Pac-10 (6) and the Big East (4).
▶ The Atlantic Coast Conference topped all leagues with 20 representatives from current ACC schools. The Southeastern Conference was second with 13 former players selected.

'Canes AND THE LEAGUE

▶ The University of Miami had 41 players on 2009 opening day NFL rosters - the second-most of any college football program in the country. Trailing only LSU by one, the Hurricanes lead a group of nine ACC schools in the Top 25 most-represented programs in the country. Here is a list of schools which had at least 30 former players on NFL rosters on opening day:

School	Total
LSU	42
MIAMI	41
Ohio State	39
Texas	39
Georgia	38
USC	37
Tennessee	35
Florida State	32
Michigan	30

▶ Miami currently has 39 players on teams as of the second week of the 2009 NFL season. Take a look at the former Hurricanes currently in the NFL.

ARIZONA CARDINALS

Calais Campbell	DL
Antrel Rolle	DB

ATLANTA FALCONS

Spencer Adkins	LB
Brett Romberg	OL

BUFFALO BILLS

Roscoe Parrish	WR
----------------	----

BALTIMORE RAVENS

Tavares Gooden	LB
Ray Lewis	LB
Willis McGahee	RB
Ed Reed	S

CAROLINA PANTHERS

Jon Beason	LB
Damione Lewis	DL

CHICAGO BEARS

Devin Hester	WR/PR
Greg Olsen	TE

DENVER BRONCOS

D.J. Williams	LB
---------------	----

DETROIT LIONS

Phillip Buchanon	DB
------------------	----

HOUSTON TEXANS

Rashad Butler	OL
Andre Johnson	WR
Chris Myers	OL
Eric Winston	OL

INDIANAPOLIS COLTS

Reggie Wayne	WR
--------------	----

MIAMI DOLPHINS

Vernon Carey	OL
--------------	----

MINNESOTA VIKINGS

Bryant McKinnie	OL
-----------------	----

NEW ENGLAND PATRIOTS

Brandon Meriweather	S
Vince Wilfork	DL

NEW ORLEANS SAINTS

Jeremy Shockey	TE
Jonathan Vilma	LB

NEW YORK GIANTS

Jeff Feagles	P
Bruce Johnson	DB
Sinorice Moss	WR
Kenny Phillips	S

PHILADELPHIA EAGLES

Antonio Dixon	DL
---------------	----

SAN FRANCISCO 49ERS

Frank Gore	RB
------------	----

SEATTLE SEAHAWKS

Edgerrin James	RB
Kelly Jennings	DB

TAMPA BAY BUCCANEERS

Kellen Winslow	TE
----------------	----

WASHINGTON REDSKINS

Antonio Dixon	DL
Rocky McIntosh	LB
Santana Moss	WR
Clinton Portis	RB

(Updated as of Sept. 21, 2009)

2009 ALPHABETICAL ROSTER

No.	Name	Class	Pos.	Ht.	Wt.	Hometown/High School/College
26	Ray-Ray Armstrong	Fr.	DB	6-4	220	Sanford, Fla./Seminole
57	Allen Bailey	Jr.	DL	6-4	288	Sapelo, Ga./McIntosh County Academy
3	Travis Benjamin	Soph.	WR	5-10	175	Belle Glade, Fla./Glades Central
20	Damien Berry	Jr.	RB	5-11	217	Belle Glade, Fla./Glades Central
25	Matt Bosher	Jr.	P/PK	6-0	205	Jupiter, Fla./Jupiter
11	Arthur Brown	Soph.	LB	6-2	220	Wichita, Kan./Wichita East
45	Ramon Buchanan	Soph.	LB	6-1	215	Melbourne, Fla./Palm Bay
47	LaRon Byrd	Soph.	WR	6-4	215	Hahnville, La./Hahnville
87	Jake Byrne	Sr.	TE/LS	6-4	215	Miami, Fla./Gulliver Prep
43	John Calhoun	Soph.	FB	6-3	255	Micco, Fla./Sebastian River
47	Jared Campbell	Jr.	DB	6-0	205	Aurora, Colo./Overland
32	Lee Chambers	Soph.	RB	5-10	192	Coffeerville, Miss./Coffeerville
28	Thearon Collier	Soph.	WR	5-9	192	Miami, Fla./Booker T. Washington
2	Graig Cooper	Jr.	RB	6-0	205	Memphis, Tenn./Melrose/Milford Prep
49	Dyron Dye	Fr.	DL	6-5	240	Sanford, Fla./Seminole
18	Dedrick Epps	Sr.	TE	6-4	253	Richmond, Va./Huguenot
61	Joel Figueroa	Jr.	OL	6-5	330	Miami, Fla./North Miami
99	Marcus Forston	Soph.	DL	6-3	310	Miami, Fla./Northwestern
64	Jason Fox	Sr.	OT	6-7	314	Fort Worth, Texas/North Crowley
74	Orlando Franklin	Jr.	OL	6-7	318	Toronto, Can./Atlantic (Delray Beach, Fla.)
58	Jordan Futch	Soph.	LB	6-2	235	Hollywood, Fla./Chaminade Madonna
69	Sean Goldstein	R-Fr.	LB	6-0	225	Dresher, Pa./Chestnut Hill Academy
84	Richard Gordon	Sr.	TE	6-4	265	Miami, Fla./Norland/Milford Prep (N.Y.)
80	Jimmy Graham	Sr.	TE	6-8	260	Goldsboro, N.C./Charis Prep
24	Chavez Grant	Sr.	DB	5-11	183	Miami, Fla./Booker T. Washington
51	Shayon Green	Fr.	LB	6-2	235	Tifton, Ga./Tifton County
66	Harland Gunn	Soph.	OL	6-2	315	Omaha, Neb./Central
85	Leonard Hankerson Jr.	WR	6-3	215	Fort Lauderdale, Fla./St. Thomas Aquinas	
95	Gavin Hardin	R-Fr.	DL	6-4	245	Jackson, Tenn./Central-Merry
1	Brandon Harris	Soph.	DB	5-11	195	Miami, Fla./Booker T. Washington
12	Jacory Harris	Soph.	QB	6-4	190	Miami, Fla./Northwestern
19	A.J. Highsmith	Fr.	QB	6-0	195	Missouri City, Texas/Hightower
30	Patrick Hill	Sr.	FB	5-9	255	Torrance, Calif./Fairfax HS (Calif.)/El Camino C.C.
13	Ryan Hill	Sr.	DB	6-0	205	Tallahassee, Fla./Rickards
92	Josh Holmes	Jr.	DL	6-0	280	San Diego, Calif./Point Loma
34	C.J. Holton	R-Fr.	LB	6-1	215	Crawfordville, Fla./Wakulla
63	Tyler Horn	Soph.	OL	6-4	300	Memphis, Tenn./University
60	Chris Ivory	Soph.	LS	6-2	228	Belleview, Fla./Belleview
5	Javarris James	Sr.	RB	6-0	208	Immokalee, Fla./Immokalee
22	Mike James	Fr.	RB	5-11	220	Hanies City, Fla./Ridge Community
4	Aldarius Johnson	Soph.	WR	6-3	208	Miami, Fla./Northwestern
81	Davon Johnson	Soph.	WR	6-0	192	Miami, Fla./Booker T. Washington
78	Jermaine Johnson	Fr.	OL	6-6	310	Fort Lauderdale, Fla./Hargrave Military
23	Tervaris Johnson	Sr.	TE	6-3	240	Miami, Fla./Monsignor Pace
55	Ben Jones	R-Fr.	OL	6-5	300	Miami, Fla./Northwestern
91	Joe Joseph	Sr.	DL	6-3	304	Orlando, Fla./Oak Ridge
98	Jeremy Lewis	Soph.	DL	6-3	310	West Palm Beach, Fla./Palm Beach Lakes

No.	Name	Class	Pos.	Ht.	Wt.	Hometown/High School/College
44	Colin McCarthy	R-Jr.	LB	6-3	242	Clearwater, Fla./Clearwater Central Catholic
21	Brandon McGee	Fr.	DB	6-0	190	Plantation, Fla./Plantation
27	Lamar Miller	Fr.	RB	5-11	205	Miami, Fla./Killian
94	Eric Moncur	Sr.	DL	6-2	250	Miami, Fla./Carol City
38	Cory Nelms	Jr.	DB	6-1	195	Neptune, N.J./Neptune
29	JoJo Nicolas	Jr.	DB	6-1	200	Homestead, Fla./Homestead Senior
97	Adewale Ojomo	Soph.	DL	6-4	253	Hialeah, Fla./Hialeah
53	Levi Paalua	R-Fr.	LB	6-2	225	Laie, Hawaii/Kahuku
17	Matt Perrelli	Sr.	QB/HO	6-3	240	Jupiter, Fla./Jupiter
6	Randy Phillips	Sr.	DB	6-1	210	Belle Glade, Fla./Glades Central
65	Matt Piphoph	Sr.	OL	6-7	307	LaPorte City, Iowa/Union
77	Stephen Plein	Fr.	OL	6-6	260	Fort Myers, Fla./Fort Myers
96	Curtis Porter	Fr.	DL	6-1	315	Charlotte, N.C./Victory Christian
54	Micanor Regis	Soph.	DL	6-3	300	Pahokee, Fla./Pahokee
15	Jamal Reid	Fr.	DB	6-1	180	Mayo, Fla./Lafayette
36	Kylan Robinson	Jr.	LB	6-1	235	Anchorage, Alaska/Tampa Chamberlain
93	Luther Robinson	Fr.	DL	6-3	292	Fort Pierce, Fla./Westwood
56	Marcus Robinson	Soph.	DL	6-1	237	Homestead, Fla./Homestead
88	Billy Sanders	Fr.	TE	6-4	248	Phoenix, Ariz./Brophy College Preparatory
50	Darryl Sharpton	Sr.	LB	6-0	235	Coral Gables, Fla./Coral Gables
9	Sam Shields	Sr.	DB	6-0	190	Sarasota, Fla./Booker
48	Andrew Smith	Soph.	DL	6-2	245	Coconut Creek, Fla./Monarch
31	Sean Spence	Soph.	LB	6-0	212	Miami, Fla./Northwestern
86	Tommy Streeter	R-Fr.	WR	6-5	209	Miami, Fla./Northwestern
68	Ian Symonette	Jr.	OL	6-9	349	Nassau, Bahamas/St. Pius (Houston)
7	Vaughn Telemaque	R-Fr.	DB	6-2	197	Long Beach, Calif./Long Beach Poly
83	Kendal Thompkins	R-Fr.	WR	5-10	180	Miami, Fla./Northwestern
70	A.J. Trump	Sr.	OL	6-3	300	Clearwater, Fla./Central Catholic
33	Alex Uribe	Sr.	K	6-1	175	Miami, Fla./Gulliver Prep
8	DeMarcus Van Dyke	Jr.	DB	6-1	185	Miami, Fla./Monsignor Pace
35	Olivier Vernon	Fr.	DL	6-3	250	Miami, Fla./American
72	Brandon Washington	Fr.	OL	6-4	330	Miami, Fla./Milford (N.Y.) Academy/Northwestern
90	Steven Wesley	Jr.	DL	6-3	250	Bartow, Fla./Bartow
75	Jared Wheeler	Fr.	OL	6-5	330	Miami, Fla./American Heritage
71	Cory White	Fr.	OL	6-5	260	Orange Park, Fla./Fleming Island
40	Jake Wieclaw	R-Fr.	K	6-2	198	New Lenox, Ill./Lincoln Way Central

Walk-Ons (Duplicate Numbers)

Ben Bruneau	Soph.	WR	6-2	205	Opa-Locka, Fla./UCLA/Monsignor Pace
Nathan Gholston	Soph.	DB	5-7	180	Westland, Mich./Plymouth
Chris Hayes	Sr.	HO/WR	5-9	170	Sarasota, Fla./Out-of-Door Academy
Kris Kimball	Sr.	WR	5-9	195	Flourtown, Pa./Chestnut Hill Academy
Eduardo Lopez	Fr.	OL	6-0	315	Miami, Fla./Southwest Miami
David Thompson	R-Fr.	FB	5-10	245	Miami, Fla./Coral Reef

PRONUNCIATION GUIDE

Matt Bosher	BOSH-er
Ramon Buchanan	ray-mon
LaRon Byrd	luh-RON
Jake Byrne	Bern
Jared Campbell	JAR-ed
Thearon Collier	ther-RON
Graig Cooper	GREG
Dyron Dye	DYE-ron
Dedrick Epps	DEE-drick
Joel Figueroa	Jo-el fig-er-OH-uh
Chavez Grant	CHEV-ez
Shayon Green	SHAY-on
Javarris James	ja-VARR-iss
Davon Johnson	duh-VON

Tervaris Johnson	ter-VARR-iss
Eric Moncur	mahn-KURR
JoJo Nicholas	NICK-o-less
Adewale Ojomo	ad-uh-WALL-ee o-JO-mo
Levi Paalua	PAH-ah-lu-ah
Matt Perrelli	per-RELL-ee
Matt Piphoph	PEE-po
Steven Plein	Pline
Micanor Regis	muh-connor REE-gis
Kylan Robinson	KIE-lin
Ian Symonette	SIM-uh-net
Olivier Vernon	OH-liv-ee-ay
Vaughn Telemaque	TELL-uh-mack
Jake Wieclaw	WHY-claw

2009 NUMERICAL ROSTER

No.	Name	Class	Pos.	Ht.	Wt.	Hometown/High School/College
1	Brandon Harris	Soph.	DB	5-11	195	Miami, Fla./Booker T. Washington
2	Graig Cooper	Jr.	RB	6-0	205	Memphis, Tenn./Melrose/Milford Prep
3	Travis Benjamin	Soph.	WR	5-10	175	Belle Glade, Fla./Glades Central
4	Aldarius Johnson	Soph.	WR	6-3	208	Miami, Fla./Northwestern
5	Javarris James	Sr.	RB	6-0	208	Immokalee, Fla./Immokalee
6	Randy Phillips	Sr.	DB	6-1	210	Belle Glade, Fla./Glades Central
7	Vaughn Telemaque	R-Fr.	DB	6-2	197	Long Beach, Calif./Long Beach Poly
8	DeMarcus Van Dyke	Jr.	DB	6-1	185	Miami, Fla./Monsignor Pace
9	Sam Shields	Sr.	DB	6-0	190	Sarasota, Fla./Booker
11	Arthur Brown	Soph.	LB	6-2	220	Wichita, Kan./Wichita East
12	Jacory Harris	Soph.	QB	6-4	190	Miami, Fla./Northwestern
13	Ryan Hill	Sr.	DB	6-0	205	Tallahassee, Fla./Rickards
15	Jamal Reid	Fr.	DB	6-1	180	Mayo, Fla./Lafayette
17	Matt Perrelli	Sr.	QB/HO	6-3	240	Jupiter, Fla./Jupiter
18	Dedrick Epps	Sr.	TE	6-4	253	Richmond, Va./Huguenot
19	A.J. Highsmith	Fr.	QB	6-0	195	Missouri City, Texas/Hightower
20	Damien Berry	Jr.	RB	5-11	217	Belle Glade, Fla./Glades Central
21	Brandon McGee	Fr.	DB	6-0	190	Plantation, Fla./Plantation
22	Mike James	Fr.	RB	5-11	220	Haines City, Fla./Ridge Community
23	Tervaris Johnson	Sr.	TE	6-3	240	Miami, Fla./Monsignor Pace
24	Chavez Grant	Sr.	DB	5-11	183	Miami, Fla./Booker T. Washington
25	Matt Boshier	Jr.	P/PK	6-0	205	Jupiter, Fla./Jupiter
26	Ray-Ray Armstrong	Fr.	DB	6-4	220	Sanford, Fla./Seminole
27	Lamar Miller	Fr.	RB	5-11	205	Miami, Fla./Killian
28	Thearon Collier	Soph.	WR	5-9	192	Miami, Fla./Booker T. Washington
29	JoJo Nicolas	Jr.	DB	6-1	200	Homestead, Fla./Homestead
30	Patrick Hill	Sr.	FB	5-9	255	Torrance, Calif./Fairfax HS (Calif.)/El Camino C.C.
31	Sean Spence	Soph.	LB	6-0	212	Miami, Fla./Northwestern
32	Lee Chambers	Soph.	RB	5-10	192	Coffeeville, Miss./Coffeeville
33	Alex Uribe	Sr.	K	6-1	175	Miami, Fla./Gulliver Prep
34	C.J. Holton	R-Fr.	LB	6-1	215	Crawfordville, Fla./Wakulla
35	Olivier Vernon	Fr.	DL	6-3	250	Miami, Fla./American
36	Kylan Robinson	Jr.	LB	6-1	235	Anchorage, Alaska/Tampa Chamberlain
37	Jared Campbell	Jr.	DB	6-0	205	Aurora, Colo./Overland
38	Cory Nelms	Jr.	DB	6-1	195	Neptune, N.J./Neptune
40	Jake Wieclaw	R-Fr.	K	6-2	198	New Lenox, Ill./Lincoln Way Central
43	John Calhoun	Soph.	FB	6-3	255	Micco, Fla./Sebastian River
44	Colin McCarthy	R-Jr.	LB	6-3	242	Clearwater, Fla./Clearwater Central Catholic
45	Ramon Buchanan	Soph.	LB	6-1	215	Melbourne, Fla./Palm Bay
47	LaRon Byrd	Soph.	WR	6-4	215	Hahnville, La./Hahnville
48	Andrew Smith	Soph.	DL	6-2	245	Coconut Creek, Fla./Monarch
49	Dyron Dye	Fr.	DL	6-5	240	Sanford, Fla./Seminole
50	Darryl Sharpton	Sr.	LB	6-0	235	Coral Gables, Fla./Coral Gables
51	Shayon Green	Fr.	LB	6-2	235	Tifton, Ga./Tifton County
53	Levi Paalua	R-Fr.	LB	6-2	225	Laie, Hawaii/Kahuku
54	Micanor Regis	Soph.	DL	6-3	300	Pahokee, Fla./Pahokee
55	Ben Jones	R-Fr.	OL	6-5	300	Miami, Fla./Northwestern
56	Marcus Robinson	Soph.	DL	6-1	237	Homestead, Fla./Homestead
57	Allen Bailey	Jr.	DL	6-4	288	Sapelo, Ga./McIntosh County Academy
58	Jordan Futch	Soph.	LB	6-2	235	Hollywood, Fla./Chaminade Madonna

No.	Name	Class	Pos.	Ht.	Wt.	Hometown/High School/College
60	Chris Ivory	Soph.	LS	6-2	228	Bellevue, Fla./Bellevue
61	Joel Figueroa	Jr.	OL	6-5	330	Miami, Fla./North Miami
63	Tyler Horn	Soph.	OL	6-4	300	Memphis, Tenn./University
64	Jason Fox	Sr.	OT	6-7	314	Fort Worth, Texas/North Crowley
65	Matt Piphoo	Sr.	OL	6-7	307	LaPorte City, Iowa/Union
66	Harland Gunn	Soph.	OL	6-2	315	Omaha, Neb./Central
68	Ian Symonette	Jr.	OL	6-9	349	Nassau, Bahamas/St. Pius (Houston)
69	Sean Goldstein	R-Fr.	LB	6-0	225	Dresher, Pa./Chestnut Hill Academy
70	A.J. Trump	Sr.	OL	6-3	300	Clearwater, Fla./Central Catholic
71	Cory White	Fr.	OL	6-5	260	Orange Park, Fla./Fleming Island
72	Brandon Washington	Fr.	OL	6-4	330	Miami, Fla./Milford (N.Y.) Academy/Northwestern
74	Orlando Franklin	Jr.	OL	6-7	318	Toronto, Can./Atlantic (Delray Beach, Fla.)
75	Jared Wheeler	Fr.	OL	6-5	330	Miami, Fla./American Heritage
77	Stephen Plein	Fr.	OL	6-6	260	Fort Myers, Fla./Fort Myers
78	Jermaine Johnson	Fr.	OL	6-6	310	Ft. Lauderdale, Fla./Hargrave Military
80	Jimmy Graham	Sr.	TE	6-8	260	Goldsboro, N.C./Charis Prep
81	Davon Johnson	Soph.	WR	6-0	192	Miami, Fla./Booker T. Washington
83	Kendal Thompkins	R-Fr.	WR	5-10	180	Miami, Fla./Northwestern
84	Richard Gordon	Sr.	TE	6-4	265	Miami, Fla./Norland/Milford Prep (N.Y.)
85	Leonard Hankerson	Jr.	WR	6-3	215	Fort Lauderdale, Fla./St. Thomas Aquinas
86	Tommy Streeter	R-Fr.	WR	6-5	209	Miami, Fla./Northwestern
87	Jake Byrne	Sr.	TE/LS	6-4	215	Miami, Fla./Gulliver Prep
88	Billy Sanders	Fr.	TE	6-4	248	Phoenix, Ariz./Brophy College Preparatory
90	Steven Wesley	Jr.	DL	6-3	250	Bartow, Fla./Bartow
91	Joe Joseph	Sr.	DL	6-3	304	Orlando, Fla./Oak Ridge
92	Josh Holmes	Jr.	DL	6-0	280	San Diego, Calif./Point Loma
93	Luther Robinson	Fr.	DL	6-3	292	Fort Pierce, Fla./Westwood
94	Eric Moncur	Sr.	DL	6-2	250	Miami, Fla./Carol City
95	Gavin Hardin	R-Fr.	DL	6-4	245	Jackson, Tenn./Central-Merry
96	Curtis Porter	Fr.	DL	6-1	315	Charlotte, N.C./Victory Christian
97	Adewale Ojomo	Soph.	DL	6-4	253	Hialeah, Fla./Hialeah
98	Jeremy Lewis	Soph.	DL	6-3	310	West Palm Beach, Fla./Palm Beach Lakes
99	Marcus Forston	Soph.	DL	6-3	310	Miami, Fla./Northwestern

Walk-Ons

Ben Bruneau	Soph.	WR	6-2	205	Opa-Locka, Fla./UCLA/Monsignor Pace
Nathan Gholston	Soph.	DB	5-7	180	Westland, Mich./Plymouth
Chris Hayes	Sr.	HO/WR	5-9	170	Sarasota, Fla./Out-of-Door Academy
Kris Kimball	Sr.	WR	5-9	195	Flourtown, Pa./Chestnut Hill Academy
Eduardo Lopez	Fr.	OL	6-0	315	Miami, Fla./Southwest Miami
David Thompson	R-Fr.	FB	5-10	245	Miami, Fla./Coral Reef

DEPTH CHART

OFFENSE

WR	47	LaRon Byrd (6-4, 215, Soph.)
	4	Aldarius Johnson (6-3, 208, Soph.)
	<i>or</i> 86	Tommy Streeter (6-5, 209, R-Fr.)
LT	64	Jason Fox (6-7, 314, Sr.)
	55	Ben Jones (6-5, 300, R-Fr.)
LG	74	Orlando Franklin (6-7, 318, Jr.)
	72	Brandon Washington (6-4, 330, Fr.)
C	70	A.J. Trump (6-3, 300, Sr.)
	63	Tyler Horn (6-4, 300, Soph.)
RG	66	Harland Gunn (6-2, 315, Soph.)
	<i>or</i> 61	Joel Figueroa (6-5, 330, Jr.)
RT	65	Matt Pipho (6-7, 307, Sr.)
	55	Ben Jones (6-5, 300, R-Fr.)
TE	18	Dedrick Epps (6-4, 253, Sr.)
	23	Tervaris Johnson (6-3, 240, Sr.)
	<i>or</i> 80	Jimmy Graham (6-8, 260, Sr.)
WR	85	Leonard Hankerson (6-3, 215, Jr.)
	3	Travis Benjamin (5-10, 175, Soph.)
QB	12	Jacory Harris (6-4, 190, Soph.)
	19	A.J. Highsmith (6-0, 195, Fr.)
HB	5	Javarris James (6-0, 208, Sr.)
	2	Graig Cooper (6-0, 205, Jr.)
FB	22	Mike James (5-11, 220, Fr.)
	23	Tervaris Johnson (6-3, 240, Sr.)

DEFENSE

LE	56	Marcus Robinson (6-1, 237, Soph.)
	<i>or</i> 90	Steven Wesley (6-3, 250, Jr.)
LT	57	Allen Bailey (6-4, 288, Jr.)
	91	Joe Joseph (6-3, 304, Sr.)
	96	Curtis Porter (6-1, 315, Fr.)
RT	91	Joe Joseph (6-3, 304, Sr.)
	<i>or</i> 92	Josh Holmes (6-0, 280, Jr.)
	54	Micanor Regis (6-3, 300, Jr.)
RE	48	Andrew Smith (6-2, 245, Soph.)
	94	Eric Moncur (6-2, 250, Sr.)
	<i>or</i> 35	Olivier Vernon (6-3, 250, Fr.)
SLB	44	Colin McCarthy (6-3, 242, Jr.)
	36	Kylan Robinson (6-1, 235, Jr.)
MLB	50	Darryl Sharpton (6-0, 235, Sr.)
	11	Arthur Brown (6-2, 220, Soph.)
WLB	31	Sean Spence (6-0, 212, Soph.)
	<i>or</i> 45	Ramon Buchanan (6-1, 215, Soph.)
LCB	1	Brandon Harris (5-11, 195, Soph.)
	24	Chavez Grant (5-11, 183, Sr.)
RCB	9	Sam Shields (6-0, 190, Sr.)
	<i>or</i> 8	DeMarcus Van Dyke (6-1, 185, Jr.)
SS	6	Randy Phillips (6-1, 210, Sr.)
	<i>or</i> 37	Jared Campbell (6-0, 205, Jr.)
	26	Ray Ray Armstrong (6-4, 220, Fr.)
FS	7	Vaughn Telemaque (6-2, 197, R-Fr.)
	<i>or</i> 26	Ray Ray Armstrong (6-4, 220, Fr.)

SPECIAL TEAMS

PK	25	Matt Boshier (6-0, 205, Jr.)
	40	Jake Wieclaw (6-2, 198, R-Fr.)
KO	33	Alex Uribe (6-1, 175, Sr.)
	<i>or</i> 25	Matt Boshier (6-0, 205, Soph.)
P	25	Matt Boshier (6-0, 205, Soph.)
	40	Jake Wieclaw (6-2, 198, R-Fr.)
H	17	Matt Perrelli (6-3, 248, Sr.)
	46	Chris Hayes (5-9, 170, Sr.)
LS-Punt	60	Chris Ivory (6-2, 227, Soph.)
	87	Jake Byrne (6-4, 215, Sr.)

LS-FG	87	Jake Byrne (6-4, 215, Sr.)
	60	Chris Ivory (6-2, 227, Soph.)
PR	2	Graig Cooper (6-0, 205, Jr.)
	3	Travis Benjamin (5-10, 162, Soph.)
	28	Thearon Collier (5-8, 184, Soph.)
KOR	2	Graig Cooper (6-0, 205, Jr.)
	13	Ryan Hill (6-0, 205, Sr.)
KOR	1	Brandon Harris (5-11, 195, Soph.)
	22	Mike James (5-11, 220, Fr.)

THE ATLANTIC COAST CONFERENCE

2009 ACC Standings

Coastal Division						Atlantic Division							
Team	ACC Games					Overall					Streak		
	W-L	Pts	Opp	H	A	W-L	Pts	Opp	H	A		N	vs. Div.
Georgia Tech	5-1	182	143	3-0	2-1	7-1	261	191	4-0	3-1	0-0	3-1	Won 5
Virginia Tech	3-1	136	75	2-0	1-1	5-2	228	134	4-0	1-1	0-1	2-1	Lost 1
Duke	2-1	92	75	1-1	1-0	4-3	208	176	2-2	2-1	0-0	0-1	Won 2
Virginia	2-1	45	46	0-1	2-0	3-4	154	146	1-3	2-1	0-0	1-1	Lost 1
Miami	2-2	115	122	1-1	1-1	5-2	211	165	3-1	2-1	0-0	1-1	Lost 1
North Carolina	0-3	37	70	0-2	0-1	4-3	162	115	3-2	1-1	0-0	0-2	Lost 1

THIS WEEK IN THE ACC

Thursday, Oct. 29

North Carolina at Virginia Tech (ESPN) 7:30 p.m.

Saturday, Oct. 31

NC State at Florida State (Raycom) 12 p.m.
 Coastal Carolina at Clemson (ESPN360.com) 1:30 p.m.
 Duke at Virginia (ESPN360.com) 3:30 p.m.
 Central Michigan at Boston College (ESPNU) 3:30 p.m.
 Miami at Wake Forest (ABC) 3:30 p.m.
 Georgia Tech at Vanderbilt (CSS) 7:30 p.m.

LAST WEEK IN THE ACC

Thursday, Oct. 22

Florida State 30, North Carolina 27

Saturday, Oct. 24

Georgia Tech 34, Virginia 9
 Duke 17, Maryland 13
 Notre Dame 20, Boston College 16
 Navy 13, Wake Forest 10
 Clemson 40, Maryland 37 (OT)

NEXT WEEK IN THE ACC

Thursday, Nov. 5

Virginia Tech at East Carolina (ESPN) 7:30 p.m.

Saturday, Nov. 7

Duke at North Carolina (ESPN360.com) 3 p.m.
 Florida State at Clemson TBA
 Wake Forest at Georgia Tech TBA
 Maryland at NC State TBA
 Virginia at Miami TBA

MIAMI VS. THE ACC

► Miami is 115-76-1 all time against teams in the Atlantic Coast Conference:

Team	Record	Last Game
Boston College	23-4	2007
Clemson	5-3	2009
Duke	5-1	2008
Florida State	31-23	2009
Georgia Tech	5-10	2009
Maryland	7-8	2006
North Carolina	5-7	2008
North Carolina State	7-5-1	2008
Virginia	4-2	2008
Virginia Tech	17-10	2009
Wake Forest	6-3	2008

2009 ACC PRESEASON POLL

The media at the 2009 ACC Football Kickoff selected Virginia Tech and Florida State to win their respective divisions while Virginia Tech was picked to win the 2009 ACC Championship Game.

Coastal Division (1st Place Votes)

Atlantic Division	Points
1. Florida State (56)	479
2. Clemson (14)	387
3. NC State (10)	364
4. Wake Forest (7)	295
5. Maryland	157
6. Boston College	145

Coastal Division	Points
1. Virginia Tech (78)	512
2. Georgia Tech (9)	415
3. North Carolina	350
4. Miami	282
5. Virginia	148
6. Duke	120

First Place Votes in Parentheses

ACC Championship Game Winner: Virginia Tech (69 votes)

LAST TIME IT HAPPENED

Kickoff Return For TD	By Hurricane: Devin Hester at North Carolina State, 10/23/04, 100 yards, UM 45-31
	By Opponent: Joe Burnett, UCF, 10/11/08, 91 yards, UM 20-14
Punt Return For TD	By Hurricane: Thearon Collier vs. Florida A&M, 10/10/09, 61 yards, UM 48-16
	By Opponent: Ricky Hall, Virginia Tech, 11/13/99, 64 yards, VT 43-10
Blocked Punt Return For TD	By Hurricane: Quadtrine Hill vs. North Carolina, 10/29/05, recovered in end zone, blocked by Quadtrine Hill, UM 34-16
	By Opponent: Matt Reidy, Virginia Tech, 9/26/09, 1 yard, blocked by Jacob Sykes, VT 31-7
Interception Return For TD	By Hurricane: Sean Spence vs. Florida State, 10/4/08, 7 yards, FSU 41-39
	By Opponent: DeAndre McDaniel, Clemson, 10/24/09, 23 yards, Clemson 40-37 OT
Fumble Return For TD	By Hurricane: Marcus Robinson vs. Clemson, 9/20/08, 10/24/09, 53 yards, Clemson 40-37 OT
	By Opponent: Chris Cook, Virginia, 11/10/07, 44 yards, VA 48-0
Safety Recorded	By Hurricanes: vs. Georgia Tech, 9/17/09, Bad snap, Chandler Anderson kicks ball out of end zone, UM 33-17
	By Opponent: at Florida, 9/6/08, Matt Boshier punt blocked out of the endzone, UF 26-3
Shutout at Home	By Hurricanes: vs. Florida International, 10/14/06, UM 35-0
	By Opponent: vs. Virginia, 11/10/07, VA 48-0
Shutout On Road	By Hurricanes: at Syracuse, 11/18/00, UM 26-0
	By Opponent: at Florida State, 10/4/97, FSU 47-0
Blocked Punt	By Hurricane: Richard Gordon vs. UCF, 10/11/08, UM 20-14
	By Opponent: Jacob Sykes, Virginia Tech, 9/26/09, VT 31-7
Blocked Field Goal	By Hurricane: Thomas Carroll vs. Florida, 12/31/04, UM 27-10
	By Opponent: Duane Brown, Virginia Tech, blocked 52-yard attempt, 11/4/06, VT 17-10
Missed Extra Point	By Hurricanes: Francesco Zampogna at North Carolina, 10/6/07, NC 33-27
	By Opponent: Dustin Hopkins, FSU, 9/7/09, UM 38-34
100-Yard Rushing-Game	By Hurricane: Damien Berry vs. Florida A&M, 162 yards, 14 carries, 10/10/09, UM 48-16
	By Opponent: Ryan Williams, Virginia Tech, 150 yards, 34 carries, 9/26/09, VT 31-7
200-Yard Rushing-Game	By Hurricane: Willis McGahee vs. Virginia Tech, 205 yards, 39 carries, 12/7/02, UM 56-45
	By Opponent: Tashard Choice, Georgia Tech, 204 yards, 37 carries, 10/13/07, GT 17-14
300-Yard Passing-Game	By Hurricane: Jacory Harris at Florida State, 386 yards, 9/7/09, 21 of 34, UM 38-34
	By Opponent: Kyle Parker, Clemson, 10/24/09, 326 yards, 25 of 37, Clemson 40-37 OT
400-Yard Passing-Game	By Hurricane: Ken Dorsey at West Virginia, 10/26/02, 422 yards, 22 of 36, UM 40-23
	By Opponent: Luke McCown, Louisiana Tech, 10/28/00, 418 yards, 42 of 72, UM 42-31
500-Yard Passing-Game	By Hurricane: None
	By Opponent: Cade McNown, UCLA, 12/5/98, 513 yards, 26 of 35, UM 49-45
100-199 Yard Receiving-Game	By Hurricane: Travis Benjamin at Florida State, 9/7/09, 128 yards, 4 receptions, UM 38-34
	By Opponent: C.J. Spiller, Clemson, 10/24/09, 104 yards, 6 receptions, Clemson 40-37 OT
200+Yard Receiving-Game	By Hurricane: Wesley Carroll vs. California, 9/15/90, 208 yards, 11 receptions, UM 52-24
	By Opponent: Gerard Phelan, Boston College, 11/23/84, 226 yards, 11 receptions, BC 47-45
60-69 Yard Punt	By Hurricane: Matt Boshier at Florida, 9/6/08, 61 yards, UF 26-3
	By Opponent: Durant Brooks, Georgia Tech, 10/28/06, 63 yards, GT 30-23
70+Yard Punt	By Hurricane: Matt Boshier at Duke, 10/18/08, 76 yards, UM 49-31
	By Opponent: Ben Arndt, Georgia Tech, 11/19/05, 78 yards, GT 14-10
50+Yard Field Goal	By Hurricane: Matt Boshier vs. Clemson, 10/24/09, 51 yards, Clemson 40-37 OT
	By Opponent: Dustin Hopkins, Florida State, 9/7/09, 52 yards, FSU 38-34
Four Field Goals-Game	By Hurricane: Jon Peattie vs. West Virginia, 10/2/03, (22, 32, 43, 30, 23), UM 22-20
	By Opponent: Connor Barth, UNC, 10/6/07 (33, 51, 35, 20), NC 33-27, Steven Hauschka, NCST, 11/3/07 (31, 35, 47, 42), NCST 19-16 (OT)
Five Field Goals-Game	By Hurricane: Jon Peattie vs. West Virginia, 10/2/03, (22, 32, 43, 30, 23), UM 22-20
	By Opponent: Gary Cismesia, Florida State, 10/20/07 (23, 31, 33, 45, 45), UM 37-29
Three TDs-Game	By Hurricane: Jacory Harris vs. Oklahoma 10/3/09, (18 pass, 11 pass, 38 pass), UM 21-20
	By Opponent: Kyle Parker, Clemson, 10/24/09 (15 pass, 56 pass, 26 pass), Clemson 40-37 OT
Three Rushing TDs-Game	By Hurricane: Tyrone Moss vs. North Carolina, 10/29/05 (1 run, 1 run, 4 run, 15 run), UM 34-16
	By Opponent: Reggie Merriweather, Clemson, 11/6/04 (27, 1, 2), Clemson (24-17 (OT)
Four Rushing TDs-Game	By Hurricane: Tyrone Moss vs. North Carolina, 10/29/05 (1 run, 1 run, 4 run, 15 run), UM 34-16
	By Opponent: Antone Smith, Florida State, 2008, (19, 2, 5, 20), FSU 41-39
Three Passing TDs-Game	By Hurricane: Jacory Harris vs. Oklahoma 10/3/09, (18 pass, 11 pass, 38 pass), UM 21-20
	By Opponent: Kyle Parker, Clemson, 10/24/09 (15 pass, 56 pass, 26 pass), Clemson 40-37 OT
Five Passing TDs-Game	By Hurricane: (5) Kyle Wright at Wake Forest, 11/12/05, (64, 11, 15, 76, 10), UM 47-17 (4) Jacory Harris at Duke, 10/18/08, (9, 6, 25, 10), UM 49-31
	By Opponent: (5) Cade McNown, UCLA, 12/5/98, (77, 7, 14, 61, 59), UM 49-45 and (5) Sam Bradford, Oklahoma, 9/8/07 (23, 24, 6, 30, 9), OU 51-13
Three Receiving TDs-Game	By Hurricane: Santana Moss at Rutgers, 10/3/98, (12, 28, 71), UM 53-17
	By Opponent: Malcolm Kelly, Oklahoma, 9/8/07 (23 pass, 24 pass, 30 pass), OU 51-13

2009 TEAM STATISTICS

TEAM STATISTICS	MIAMI	OPP
SCORING	211	165
Points Per Game	30.1	23.6
FIRST DOWNS	144	118
Rushing	49	54
Passing	90	51
Penalty	5	13
RUSHING YARDAGE	935	885
Yards gained rushing	1183	1155
Yards lost rushing	248	270
Rushing Attempts	254	259
Average Per Rush	3.7	3.4
Average Per Game	133.6	126.4
TDs Rushing	11	6
PASSING YARDAGE	1812	1359
Comp-Att-Int	125-193-10	100-188-4
Average Per Pass	9.4	7.2
Average Per Catch	14.5	13.6
Average Per Game	258.9	194.1
TDs Passing	13	9
TOTAL OFFENSE	2747	2244
Total Plays	447	447
Average Per Play	6.1	5.0
Average Per Game	392.4	320.6
KICK RETURNS: #-Yards	29-713	39-827
PUNT RETURNS: #-Yards	18-139	6-86
INT RETURNS: #-Yards	4-9	10-175
KICK RETURN AVERAGE	24.6	21.2
PUNT RETURN AVERAGE	7.7	14.3
INT RETURN AVERAGE	2.2	17.5
FUMBLES-LOST	8-2	13-5
PENALTIES-Yards	57-445	40-344
Average Per Game	63.6	49.1
PUNTS-Yards	26-1051	34-1388
Average Per Punt	40.4	40.8
Net punt average	35.6	35.0
TIME OF POSSESSION/Game	30:35	29:25
3RD-DOWN Conversions	41/90	39/101
3rd-Down Pct	46%	39%
4TH-DOWN Conversions	3/7	3/8
4th-Down Pct	43%	38%
SACKS BY-Yards	14-120	19-137
MISC YARDS	0	0
TOUCHDOWNS SCORED	26	19
FIELD GOALS-ATTEMPTS	9-11	11-15
ON-SIDE KICKS	0-0	0-1
RED-ZONE SCORES	(21-27) 78%	(17-23) 74%
RED-ZONE TOUCHDOWNS	(16-27) 59%	(9-23) 39%
PAT-ATTEMPTS	(26-26) 100%	(16-17) 94%
ATTENDANCE	198756	195763
Games/Avg Per Game	4/49689	3/65254
Neutral Site Games		0/0

2009 RESULTS

Date	Opponent	W/L	Score	Time	Attendance
*Sept. 7	at #18 Florida State	W	38-34	3:47	81077
* Sept. 17	#14 GEORGIA TECH	W	33-17	3:06	45329
* Sept. 26	at #11 Virginia Tech	L	7-31	3:11	66233
Oct 03	#8 OKLAHOMA	W	21-20	3:14	61790
Oct 10	FLORIDA A&M	W	48-16	3:03	47859
Oct 17	at UCF	W	27-7	3:10	48453
*Oct 24	CLEMSON	OT	37-40	3:47	43778

* ACC game AP rank in ()

SCORE BY QUARTERS

	1st	2nd	3rd	4th	OT	Total
Miami (Fla.)	38	51	74	45	3	211
Opponents	34	27	57	41	6	165

100-YARD PERFORMANCES

Rushing

Oklahoma
 Javaris James 15-150
Florida A&M
 Damien Berry 14-162

Receiving

Florida State
 Travis Benjamin 4-128

SCORING IN THE RED ZONE

	UM	Opp.
Times	27	23
Scores	21	17
Touchdowns	16	9
Field Goals	5	8
Turnovers	1	2
Missed Field Goals	2	3
Interceptions	1	2
Fumbles Lost	0	0
Lost on Downs	2	0
Game/Half Ended	1	1

THIRD-DOWN CONVERSIONS

	UM	Opp.
Florida State	5/13	6/15
Georgia Tech	8/13	6/14
Virginia Tech	1/11	5/14
Oklahoma	8/13	5/15
Florida A&M	5/13	4/14
UCF	6/13	6/15

Clemson 8/14 7/14
 Totals 41/90 39/101

NON-OFFENSIVE SCORES (2)

Florida A&M
 Thearon Collier 61-yd punt return for TD
Clemson
 Marcus Robinson 53-yd fumble return for TD

2009 INDIVIDUAL STATISTICS

RUSHING	GP	Att	Gain	Lost	Total	Avg	TD	Lng	Avg/G
Javaris James	7	78	427	9	418	5.4	4	50	59.7
Graig Cooper	6	60	312	13	299	5.0	1	31	49.8
Damien Berry	7	36	281	4	277	7.7	3	49	39.6
Lee Chambers	5	26	83	8	75	2.9	1	12	15.0
Mike James	7	10	23	2	21	2.1	1	6	3.0
Thearon Collier	7	3	15	8	7	2.3	0	15	1.0
John Calhoun	7	1	6	0	6	6.0	0	6	0.9
Travis Benjamin	7	6	24	21	3	0.5	0	13	0.4
A.J. Highsmith	1	1	0	2	-2	-2.0	0	0	-2.0
TEAM	5	10	0	48	-48	-4.8	0	0	-9.6
Jacory Harris	7	23	12	133	-121	-5.3	1	7	-17.3
Total	7	254	1183	248	935	3.7	11	50	133.6
Opponents	7	259	1155	270	885	3.4	6	48	126.4

PASSING	G	EfficAtt-Cmp-Int	Pct	Yds	TD	Lng	Avg/G
Jacory Harris	7	155-51122-189-10	64.6	1774	13	69	253.4
A.J. Highsmith	1	206-40-3-3-0	100.0	38	0	29	38.0
Graig Cooper	6	0-0-0-0-1-0	0.0	0	0	0	0.0
Total	7	155-50125-193-10	64.8	1812	13	69	258.9
Opponents	7	125-46-100-188-4	53.2	1359	9	56	194.1

RECEIVING	G	No.	Yds	Avg	TD	Long	Avg/G
Leonard Hankerson	7	20	380	19.0	3	40	54.3
LaRon Byrd	7	19	273	14.4	1	40	39.0
Travis Benjamin	7	18	362	20.1	3	69	51.7
Dedrick Epps	6	13	166	12.8	2	27	27.7
Aldarius Johnson	4	9	124	13.8	0	31	31.0
Thearon Collier	7	8	123	15.4	0	28	17.6
Graig Cooper	6	7	63	9.0	1	24	10.5
Javaris James	7	7	54	7.7	0	20	7.7
Mike James	7	7	44	6.3	0	17	6.3
Jimmy Graham	7	6	89	14.8	3	21	12.7
Tommy Streeter	4	4	67	16.8	0	29	16.8
Tervaris Johnson	7	2	24	12.0	0	14	3.4
Damien Berry	7	2	7	3.5	0	5	1.0
Kendal Thompkins	5	1	18	18.0	0	18	3.6
Patrick Hill	3	1	14	14.0	0	14	4.7
John Calhoun	7	1	4	4.0	0	4	0.6
Total	7	125	1812	14.5	13	69	258.9
Opponents	7	100	1359	13.6	9	56	194.1

PUNT RETURNS	No.	Yds	Avg	TD	Long
Travis Benjamin	9	57	6.3	0	33
Thearon Collier	7	81	11.6	1	61
Graig Cooper	2	1	0.5	0	1
Total	18	139	7.7	1	61
Opponents	6	86	14.3	1	51

INTERCEPTIONS	No.	Yds	Avg	TD	Long
Randy Phillips	2	0	0.0	0	0
Colin McCarthy	1	9	9.0	0	9
Brandon Harris	1	0	0.0	0	0
Total	4	9	2.2	0	9
Opponents	10	175	17.5	2	31

KICK RETURNS	No.	Yds	Avg	TD	Long
Graig Cooper	15	427	28.5	0	63
Mike James	9	190	21.1	0	41
Brandon Harris	2	63	31.5	0	37
Jordan Futch	1	4	4.0	0	4
Lee Chambers	1	11	11.0	0	11
Travis Benjamin	1	18	18.0	0	18
Total	29	713	24.6	0	63
Opponents	39	827	21.2	1	90

FUMBLE RETURNS	No.	Yds	Avg	TD	Long
Marcus Robinson	1	53	53.0	1	53
Total	1	53	53.0	1	53
Opponents	1	4	4.0	0	4

PUNTING	No.	Yds	Avg	Long	TB	FC	I20	Bkd
Matt Boshier	25	1051	42.0	59	2	9	13	0
TEAM	1	0	0.0	0	0	0	0	1
Total	26	1051	40.4	59	2	9	13	1
Opponents	34	1388	40.8	71	3	2	6	0

KICKOFFS	No.	Yds	Avg	TB	OB	Ret	Net	YdLine
Alex Uribe	30	1895	63.2	0	2			
Matt Boshier	11	570	51.8	0	0			
Total	41	2465	60.1	0	2	827	40.0	30
Opponents	36	2225	61.8	6	0	713	38.7	31

SCORING	TD	FGs	-----PATs-----			DXP	Saf	Points
			Kick	Rush	Rcv			
Matt Boshier	0	9-11	26-26	0-0	0	0-0	0	53
Javaris James	4	0-0	0-0	0-0	0	0-0	0	24
Jimmy Graham	3	0-0	0-0	0-0	0	0-0	0	18
Leonard Hankerson	3	0-0	0-0	0-0	0	0-0	0	18
Travis Benjamin	3	0-0	0-0	0-0	0	0-0	0	18
Damien Berry	3	0-0	0-0	0-0	0	0-0	0	18
Dedrick Epps	2	0-0	0-0	0-0	0	0-0	0	12
Graig Cooper	2	0-0	0-0	0-0	0	0-0	0	12
Jacory Harris	1	0-0	0-0	0-0	0	0-0	0	6
LaRon Byrd	1	0-0	0-0	0-0	0	0-0	0	6
Thearon Collier	1	0-0	0-0	0-0	0	0-0	0	6
Lee Chambers	1	0-0	0-0	0-0	0	0-0	0	6
Mike James	1	0-0	0-0	0-0	0	0-0	0	6
Marcus Robinson	1	0-0	0-0	0-0	0	0-0	0	6
TEAM	0	0-0	0-0	0-0	0	0-0	0	1
Total	26	9-11	26-26	0-0	0	0-0	0	211
Opponents	19	11-15	16-17	0-0	1	1-1	0	165

TOTAL OFFENSE	G	Plays	Rush	Pass	Total	Avg/G
Jacory Harris	7	212	-121	1774	1653	236.1
Javaris James	7	78	418	0	418	59.7
Graig Cooper	6	61	299	0	299	49.8
Damien Berry	7	36	277	0	277	39.6
Lee Chambers	5	26	75	0	75	15.0
A.J. Highsmith	1	4	-2	38	36	36.0
Mike James	7	10	21	0	21	3.0
Thearon Collier	7	3	7	0	7	1.0
John Calhoun	7	1	6	0	6	0.9
Travis Benjamin	7	6	3	0	3	0.4
TEAM	5	10	-48	0	-48	-9.6
Total	7	447	935	1812	2747	392.4
Opponents	7	447	885	1359	2244	320.6

FIELD GOALS	FGM-FGA	Pct	1-19	20-29	30-39	40-49	50+	Lg	Blk
Matt Boshier	9-11	81.8	1-1	2-3	3-4	2-2	1-1	51	0

FG SEQUENCE	MIAMI	OPPONENTS
Florida State	(18)	(52),(45)
Georgia Tech	(34),26,31	(32),39
Virginia Tech	-	25,(22)
Oklahoma	-	(21),(39)
Florida A&M	(20),(33)	(32),(34),(21)
UCF	(31),(46)	32
Clemson	(49),(51),(22)	41,(43),(30)

Numbers in parentheses indicate field goal was made.

ALL PURPOSE	G	Rush	Rec	PR	KOR	IR	Tot	Avg/G
Graig Cooper	6	299	63	1	427	0	790	131.7
Javaris James	7	418	54	0	0	0	472	67.4
Travis Benjamin	7	3	362	57	18	0	440	62.9
Leonard Hankerson	7	0	380	0	0	0	380	54.3
Damien Berry	7	277	7	0	0	0	284	40.6
LaRon Byrd	7	0	273	0	0	0	273	39.0
Mike James	7	21	44	0	190	0	255	36.4
Thearon Collier	7	7	123	81	0	0	211	30.1
Dedrick Epps	6	0	166	0	0	0	166	27.7
Aldarius Johnson	4	0	124	0	0	0	124	31.0
Jimmy Graham	7	0	89	0	0	0	89	12.7
Lee Chambers	5	75	0	0	11	0	86	17.2
Tommy Streeter	4	0	67	0	0	0	67	16.8
Brandon Harris	7	0	0	0	63	0	63	9.0
Tervaris Johnson	7	0	24	0	0	0	24	3.4
Kendal Thompkins	5	0	18	0	0	0	18	3.6
Patrick Hill	3	0	14	0	0	0	14	4.7
John Calhoun	7	6	4	0	0	0	10	1.4
Colin McCarthy	7	0	0	0	0	9	9	1.3
Jordan Futch	5	0	0	0	4	0	4	0.8
A.J. Highsmith	1	-2	0	0	0	0	-2	-2.0
TEAM	5	-48	0	0	0	0	-48	-9.6
Jacory Harris	7	-121	0	0	0	0	-121	-17.3
Total	7	935	1812	139	713	9	3608	515.4
Opponents	7	885	1359	86	827	175	3332	476.0

2009 TEAM STATISTICS

DEFENSIVE LEADERS	GP	Tackles			TFL/Yds	Sacks			BrUp	QBH	Fumbles		Blkd	
		Solo	Ast	Total		No-Yards	Int-Yds	Rcv-Yds			FF	Kick	Saf	
44 Colin McCarthy	7	25	24	49	6.5-11	.	1-9	1	.	.	1	.	.	
50 Darryl Sharpton	7	27	19	46	3.5-7	
1 Brandon Harris	7	22	14	36	3.0-7	1.0-5	1-0	11	.	.	2	.	.	
31 Sean Spence	7	18	17	35	5.5-25	2.0-20	.	1	1	
9 Sam Shields	7	16	9	25	1.0-5	.	.	2	
6 Randy Phillips	4	13	11	24	.	.	2-0	
91 Joe Joseph	7	11	11	22	5.0-12	1-0	.	.	.	
7 Vaughn Telemaque	6	14	8	22	1.5-4	.	.	1	
26 Ray-Ray Armstrong	7	11	6	17	.	.	.	1	
57 Allen Bailey	7	12	5	17	6.5-59	5.0-57	.	1	.	.	2	.	.	
37 Jared Campbell	7	7	8	15	.	.	.	2	1	
54 Micanor Regis	7	5	9	14	2.5-6	0.5-2	.	.	1	.	1	.	.	
56 Marcus Robinson	7	6	7	13	5.0-23	3.0-20	.	.	2	1-53	2	.	.	
8 Demarcus Van Dyke	6	8	5	13	2.0-9	.	.	3	
35 Olivier Vernon	5	3	10	13	4.5-15	0.5-3	
29 JoJo Nicholas	3	3	7	10	
94 Eric Moncur	5	4	6	10	1.0-10	1.0-10	.	.	1	
45 Ramon Buchanan	7	6	3	9	
90 Steven Wesley	6	7	2	9	4.0-8	1.0-3	.	.	2	
92 Josh Holmes	6	4	5	9	1.0-9	.	.	.	1	1-0	.	.	.	
11 Arthur Brown	7	6	2	8	
33 Alex Uribe	6	4	3	7	
48 Andrew Smith	6	4	3	7	1.0-3	1-0	.	.	.	
24 Chavez Grant	7	4	2	6	0.5-3	.	.	1	
34 C.J. Holton	6	2	2	4	
20 Damien Berry	7	3	1	4	
58 Jordan Futch	5	2	2	4	
25 Matt Bosher	7	3	.	3	
38 Cory Nelms	6	2	1	3	
43 John Calhoun	7	.	2	2	
32 Lee Chambers	5	1	1	2	
13 Ryan Hill	3	1	1	2	
66 Harland Gunn	7	1	.	1	
65 Matt Pipho	7	1	.	1	
21 Brandon McGee	5	.	1	1	
36 Kylan Robinson	7	.	1	1	
98 Jeremy Lewis	2	1	.	1	
83 Kendal Thompkins	5	.	1	1	1-0	.	.	.	
86 Tommy Streeter	4	.	1	1	
80 Jimmy Graham	7	1	.	1	
74 Orlandon Franklin	7	1	.	1	
2 Graig Cooper	6	1	.	1	
TM TEAM	5	1	
Total	7	260	210	470	54-216	14-120	4-9	24	9	5-53	8	.	1	
Opponents	7	277	206	483	41.0-204	19-137	10-175	21	5	2-4	6	1	.	

2009 STARTING LINEUPS

OFFENSE	Florida State	Georgia Tech	Virginia Tech	Oklahoma	Florida A&M	UCF	Clemson	Wake Forest	Virginia	North Carolina	Duke	USF
WR	Byrd	Byrd	Byrd		A. Johnson	Byrd						
LT	Fox	Fox	Fox	Fox	Fox	Fox	Fox					
LG	Franklin	Franklin	Franklin	Franklin	Franklin	Franklin	Franklin					
C	Trump	Trump	Trump	Trump	Trump	Trump	Trump					
RG	GUNN	Figueroa	Gunn	Figueroa	Figueroa	Gunn	Figueroa					
RT	PIPHO	Pipho	Pipho	Pipho	Pipho	Pipho	Pipho					
TE	Gordon	Epps	GRAHAM	Epps		Epps	T. Johnson					
TE				T. Johnson	T. Johnson		Franklin					
WR	Hankerson	Hankerson	Hankerson	Hankerson	Hankerson	Hankerson	Hankerson					
WR			Collier									
QB	Jacory Harris	Jacory Harris	Jacory Harris	Jacory Harris	Jacory Harris	Jacory Harris	Jacory Harris					
RB	Cooper	Cooper	J. James	J. James	J. James	J. James	Cooper					
FB	J. James	J. James		M. JAMES	M. James	M. James	M. James					

DEFENSE	Florida State	Georgia Tech	Virginia Tech	Oklahoma	Florida A&M	UCF	Clemson	Wake Forest	Virginia	North Carolina	Duke	USF
LE	Robinson	Robinson	Wesley	Robinson	Robinson	Robinson	Wesley					
LDT	Bailey	Bailey	Bailey	Joseph	Joseph	Bailey	Joseph					
RDT	Forston	Joseph	Joseph	Holmes	Holmes	Joseph	Holmes					
RE	SMITH	Smith	VERNON	Smith	Smith	Smith	Smith					
SLB	McCarthy	Spence	McCarthy	Futch		McCarthy	McCarthy					
MLB		Sharpton	Sharpton	Sharpton	Sharpton	Sharpton	Sharpton					
WLB	Spence	Futch	Spence	Spence	Spence	Spence	Spence					
LCB	SHIELDS	B. Harris	B. Harris	B. Harris	Shields	B. Harris	B. Harris					
RCB	Van Dyke	Shields	Van Dyke	Shields	Van Dyke	Shields	Shields					
FS	Grant	TELEMAQUE	Telemaque	Telemaque	Telemaque	ARMSTRONG	Telemaque					
SS	Phillips	Phillips	Phillips	CAMPBELL	Campbell	Campbell	Campbell					
Nickel	B. Harris				B. Harris							

SPECIALISTS	Florida State	Georgia Tech	Virginia Tech	Oklahoma	Florida A&M	UCF	Clemson	Wake Forest	Virginia	North Carolina	Duke	USF
P	Bosher	Bosher	Bosher	Bosher	Bosher	Bosher	Bosher					
KO	Bosher	URIBE	Uribe	Uribe	Uribe	Uribe	Uribe					
PK	Bosher	Bosher	Bosher	Bosher	Bosher	Bosher	Bosher					
PR	Cooper	Benjamin	Benjamin	Benjamin	Benjamin	COLLIER	Collier					
KOR	Cooper	Cooper	Cooper	Cooper	B. Harris	B. Harris	Cooper					
	Harris	M. James	M. James	M. James	M. James	M. James	M. James					
LS-P	Ivory	Ivory	Ivory	Ivory	Ivory	Ivory	Ivory					
LSFG	Byrne	Byrne	Byrne	Byrne	Byrne	Byrne	Byrne					
H	Perrelli	Perrelli	Perrelli	Perrelli	Perrelli	Perrelli	Perrelli					

CAPS indicate first career start

STARTING EXPERIENCE

Offensive Starters	2004	2005	2006	2007	2008	2009	Total		2005	2006	2007	2008	2009	Total
Jason Fox, OT (Sr.)	-	-	12	12	12	7	43	Vaughn Telemaque, FS (R-Fr.)	-	-	-	-	-	5
Javaris James, RB (Sr.)	-	-	10	12	1	6	29	Jared Campbell, SS (Jr.)	-	-	-	-	-	4
Orlando Franklin, G* (Jr.)	-	-	-	3	11	7	21	Adewale Ojomo, RE (Soph.)	-	-	-	-	3	3
A.J. Trump, OG/C (Sr.)	-	-	-	-	10	7	17	Marcus Forston, DT (Soph.)	-	-	-	-	-	1
Graig Cooper, RB (Jr.)	-	-	-	1	11	3	15	Josh Holmes, RDT (Jr.)	-	-	-	-	-	2
Dedrick Epps, TE, (Sr.)	-	-	-	1	10	3	14	Ray-Ray Armstrong, FS (Fr.)	-	-	-	-	-	1
Leonard Hankerson, WR (Jr.)	-	-	-	2	2	7	11	Jordan Futch, LB (Soph.)	-	-	-	-	-	1
Aldarius Johnson, WR (Soph.)	-	-	-	-	8	1	9	Olivier Vernon, RE (Fr.)	-	-	-	-	-	1
Joel Figueroa, RG (Jr.)	-	-	-	-	5	4	9							
Jacory Harris, QB (Soph.)	-	-	-	-	2	7	9	Special Teams Starters	2005	2006	2007	2008	2009	Total
LaRon Byrd, WR (Soph.)	-	-	-	-	3	4	7	Matt Bosher, P (Jr.)	-	-	12	13	7	32
Travis Benjamin, WR (Soph.)	-	-	-	-	5	1	6	Ryan Hill, KOR (Sr.)	-	5	10	13	-	28
Matt Pipho, RT (Sr.)	-	-	-	-	-	7	7	Matt Bosher, PK (Jr.)	-	-	-	13	7	20
Patrick Hill, FB (Sr.)	-	-	-	-	4	-	4	Jake Byrne, K-LS (Sr.)	-	-	-	13	7	20
Richard Gordon, TE (Sr.)	-	-	-	-	3	1	4	Chris Ivory, P-LS (Soph.)	-	-	-	11	7	18
Thearon Collier, WR (Soph.)	-	-	-	-	3	1	4	Matt Bosher, KO (Jr.)	-	-	-	13	1	14
Harland Gunn, RG (Soph.)	-	-	-	-	4	4	4	Travis Benjamin, PR (Soph.)	-	-	-	8	4	12
Mike James, FB (Fr.)	-	-	-	-	4	4	4	Graig Cooper, PR (Jr.)	-	-	7	3	1	11
Tervaris Johnson, TE (Sr.)	-	-	-	-	-	3	3	Brandon Harris, KOR (Soph.)	-	-	-	6	5	11
Davon Johnson, WR (Soph.)	-	-	-	-	-	1	1	Mike James, KR (Fr.)	-	-	-	-	6	6
								Alex Uribe, KO (Sr.)	-	-	-	-	6	6
*Lined up at TE against Clemson								Graig Cooper, KR (Jr.)	-	-	-	-	5	5
								Thearon Collier, PR (Soph.)	-	-	-	2	2	4
								Jake Byrne, P-LS (Sr.)	-	-	-	2	-	2
Defensive Starters	2004	2005	2006	2007	2008	2009	Total							
Darryl Sharpton, LB (Sr.)	-	0	5	4	9	6	24							
Joe Joseph, DT (Sr.)	-	0	0	5	9	6	20							
Chavez Grant, CB (Sr.)	-	-	5	6	7	1	19							
Colin McCarthy, LB (Jr.)	-	-	0	10	4	4	18							
Randy Phillips, CB (Sr.)	-	-	8	4	1	4	17							
Eric Moncur, DE (Sr.)	0	2	3	8	3	-	16							
Sean Spence, LB (Soph.)	-	-	-	-	9	7	16							
DeMarcus Van Dyke, CB (Jr.)	-	-	-	8	2	3	13							
Steven Wesley, DE (Jr.)	-	-	-	-	11	2	13							
Brandon Harris, CB (Soph.)	-	-	-	-	6	7	13							
Marcus Robinson, RE (Soph.)	-	-	-	-	5	5	10							
Allen Bailey, LE/LT (Jr.)	-	-	-	-	4	4	8							
JoJo Nicolas, S (Jr.)	-	-	-	-	7	-	7							
Ryan Hill, S (Sr.)	-	-	-	-	5	-	5							
Sam Shields, RCB (Sr.)	-	-	-	-	-	6	6							
Andrew Smith, RE (Soph.)	-	-	-	-	-	6	6							

2009 PARTICIPATION

GP/GS	Gm/Starts	FSU	GT	VT	Okla.	FAMU	UCF	CLEM	WAKE	UVA	UNC	DUKE	USF
26	Armstrong, R.	7/1	XXX	XXX	XXX	XXX	XXX	START	XXX				
57	Bailey, A.	7/4	START	START	START	XXX	XXX	START	XXX				
3	Benjamin, T.	7/-	XXX	XXX	XXX	XXX	XXX	XXX	XXX				
20	Berry, D.	7/-	XXX	XXX	XXX	XXX	XXX	XXX	XXX				
25	Bosher, M.	7/-	XXX	XXX	XXX	XXX	XXX	XXX	XXX				
11	Brown, A.	7/-	XXX	XXX	XXX	XXX	XXX	XXX	XXX				
45	Buchanan, R.	7/-	XXX	XXX	XXX	XXX	XXX	XXX	XXX				
47	Byrd, L.	7/4	START	START	START	XXX	XXX	START	XXX				
87	Byrne, J.	7/-	XXX	XXX	XXX	XXX	XXX	XXX	XXX				
43	Calhoun, J.	7/-	XXX	XXX	XXX	XXX	XXX	XXX	XXX				
37	Campbell, J.	7/4	XXX	XXX	XXX	START	START	START	START				
32	Chambers, L.	5/-	XXX	XXX	XXX	XXX	XXX				
28	Collier, T.	7/1	XXX	XXX	START	XXX	XXX	XXX	XXX				
2	Cooper, G.	6/3	START	START	XXX	XXX	...	XXX	START				
18	Epps, D.	6/3	XXX	START	XXX	START	...	START	XXX				
61	Figueroa, J.	6/4	XXX	START	XXX	START	START	...	START				
99	Forston, M.	3/1	START	XXX	...	XXX				
64	Fox, J.	7/7	START	START	START	START	START	START	START				
74	Franklin, O.	7/7	START	START	START	START	START	START	START				
58	Futch, J.	5/2	XXX	START	XXX	START	XXX				
84	Gordon, R.	1/1	START				
80	Graham, J.	7/1	XXX	XXX	START	XXX	XXX	XXX	XXX				
24	Grant, C.	7/1	START	XXX	XXX	XXX	XXX	XXX	XXX				
66	Gunn, H.	7/4	START	XXX	START	XXX	XXX	START	START				
85	Hankerson, L.	7/7	START	START	START	START	START	START	START				
1	Harris, B.	7/7	START	START	START	START	START	START	START				
12	Harris, J.	7/7	START	START	START	START	START	START	START				
19	Highsmith, A.	1/-	XXX				
30	Hill, P.	3/-	XXX	XXX	XXX				
13	Hill, R.	3/-	...	XXX	XXX	XXX				
92	Holmes, J.	6/3	XXX	XXX	XXX	START	START	...	START				
34	Holton, C.	6/-	...	XXX	XXX	XXX	XXX	XXX	XXX				
63	Horn, T.	3/-	XXX	XXX	XXX				
60	Ivory, C.	5/-	XXX	XXX	XXX	XXX	XXX				
5	James, J.	7/6	START	START	START	START	START	START	XXX				
22	James, M.	7/4	XXX	XXX	XXX	START	START	START	START				
4	Johnson, A.	4/1	XXX	XXX	START	...	XXX				
23	Johnson, T.	7/3	XXX	XXX	XXX	START	START	XXX	START				
55	Jones, B.	1/-	XXX				
91	Joseph, J.	7/6	XXX	START	START	START	START	START	START				
98	Lewis, J.	2/-	XXX	XXX				
44	McCarthy, C.	7/4	START	XXX	START	XXX	XXX	START	START				
21	McGee, B.	5/-	XXX	XXX	XXX	XXX	XXX				
94	Moncur, E.	5/-	...	XXX	XXX	XXX	XXX	...	XXX				
38	Nelms, C.	6/-	XXX	XXX	...	XXX	XXX	XXX	XXX				
29	Nicholas, J.	3/-	XXX	XXX	XXX				
17	Perrelli, M.	7/-	XXX	XXX	XXX	XXX	XXX	XXX	XXX				
6	Phillips, R.	4/3	START	START	START	XXX				
65	Pipho, M.	7/7	START	START	START	START	START	START	START				
96	Porter, C.	2/-	XXX	XXX	...				
54	Regis, M.	7/-	XXX	XXX	XXX	XXX	XXX	XXX	XXX				
36	Robinson, K.	7/-	XXX	XXX	XXX	XXX	XXX	XXX	XXX				
56	Robinson, M.	7/5	START	START	XXX	START	START	START	XXX				
50	Sharpton, D.	7/6	XXX	START	START	START	START	START	START				
9	Shields, S.	7/6	START	START	XXX	START	START	START	START				
48	Smith, A.	6/6	START	START	...	START	START	START	START				
31	Spence, S.	7/7	START	START	START	START	START	START	START				
86	Streeter, T.	4/-	...	XXX	XXX	XXX	XXX				
68	Symonette, I.	7/-	XXX	XXX	XXX	XXX	XXX	XXX	XXX				
7	Telemaque, V.	6/5	...	START	START	START	START	XXX	START				
83	Thompkins, K.	5/-	XXX	XXX	XXX	XXX	XXX				
70	Trump, A.	7/7	START	START	START	START	START	START	START				
33	Uribe, A.	6/-	...	XXX	XXX	XXX	XXX	XXX	XXX				
8	Van Dyke, D.	6/3	START	...	START	XXX	START	XXX	XXX				
35	Vernon, O.	5/1	XXX	XXX	START	XXX	XXX				
72	Washington, B.	7/-	XXX	XXX	XXX	XXX	XXX	XXX	XXX				
90	Wesley, S.	6/2	XXX	XXX	START	XXX	...	XXX	START				

2009 GAME-BY GAME STATISTICS

JACORY HARRIS

Game	Cmp	Att	Pct.	Int.	Yds	TD	Lg	Sacked
9/7 at Florida State	21	34	61.8	2	386	2	40	1
9/17 Georgia Tech	20	25	80.0	0	270	3	40	0
9/26 at Virginia Tech	9	25	36.0	1	150	0	34	3
10/3 Oklahoma	19	28	67.9	2	202	3	38	4
10/10 Florida A&M	16	24	66.7	2	217	2	37	1
10/17 at UCF	20	26	77.0	0	293	1	32	6
10/24 Clemson	17	27	62.9	3	256	2	69	3
10/31 at Wake Forest								
11/7 Virginia								
11/14 at North Carolina								
11/21 Duke								
11/28 at USF								

A.J. HIGHSMITH

Game	Cmp	Att	Pct.	Int.	Yds	TD	Lg	Sacked
10/10 Florida A&M	3	3	100.0	0	38	0	29	1

2009 RUSHING

GRAIG COOPER

Game	No.	Yds	Avg.	TD	Lg
9/7 at Florida State	7	31	4.4	1	13
9/17 Georgia Tech	17	93	5.5	0	31
9/26 at Virginia Tech	11	55	5.0	0	14
10/3 Oklahoma	8	21	2.6	0	8
10/10 Florida A&M	Did Not Play				
10/17 at UCF	0	0	0.0	0	0
10/24 Clemson	17	99	5.8	0	25
10/31 at Wake Forest					
11/7 Virginia					
11/14 at North Carolina					
11/21 Duke					
11/28 at USF					

JAVARRIS JAMES

Game	No.	Yds	Avg.	TD	Lg
9/7 at Florida State	11	36	3.3	1	9
9/17 Georgia Tech	14	72	5.1	1	14
9/26 at Virginia Tech	14	35	2.5	1	15
10/3 Oklahoma	15	150	10.0	0	50
10/10 Florida A&M	1	4	4.0	0	4
10/17 at UCF	17	65	3.8	1	8
10/24 Clemson	6	56	9.3	0	44
10/31 at Wake Forest					
11/7 Virginia					
11/14 at North Carolina					
11/21 Duke					
11/28 at USF					

LEE CHAMBERS

Game	No.	Yds	Avg.	TD	Lg
9/7 at Florida State	5	10	2.0	0	4
9/17 Georgia Tech	2	12	6.0	0	8
9/26 at Virginia Tech	DNP				
10/3 Oklahoma	0	0	0.0	0	0
10/10 Florida A&M	16	46	2.4	1	12
10/17 at UCF	3	15	5.0	0	7
10/24 Clemson	0	0	0.0	0	0
10/31 at Wake Forest					
11/7 Virginia					
11/14 at North Carolina					
11/21 Duke					
11/28 at USF					

TRAVIS BENJAMIN

Game	No.	Yds	Avg.	TD	Lg
9/7 at Florida State	1	5	5.0	0	5
9/17 Georgia Tech	1	13	13.0	0	13
9/26 at Virginia Tech	0	0	0.0	0	0
10/3 Oklahoma	1	1	1.0	0	1
10/10 Florida A&M	0	0	0.0	0	0
10/17 at UCF	2	-2	-1.0	0	5
10/24 Clemson	1	-14	-14.0	0	0
10/31 at Wake Forest					
11/7 Virginia					
11/14 at North Carolina					
11/21 Duke					
11/28 at USF					

THEARON COLLIER

Game	No.	Yds	Avg.	TD	Lg
9/7 at Florida State	2	13	6.5	0	15
9/17 Georgia Tech	0	0	0.0	0	0
9/26 at Virginia Tech	1	-6	-6.0	0	0
10/3 Oklahoma	0	0	0.0	0	0
10/10 Florida A&M	0	0	0.0	0	0
10/17 at UCF	0	0	0.0	0	0
10/24 Clemson	0	0	0.0	0	0
10/31 at Wake Forest					
11/7 Virginia					
11/14 at North Carolina					
11/21 Duke					
11/28 at USF					

JACORY HARRIS

Game	No.	Yds	Avg.	TD	Lg
9/7 at Florida State	3	1	0.3	1	4
9/17 Georgia Tech	1	0	0.0	0	0
9/26 at Virginia Tech	4	-28	-7.0	0	0
10/3 Oklahoma	4	-30	-7.5	0	0
10/10 Florida A&M	1	0	-7.0	0	0
10/17 at UCF	7	-34	-4.9	0	7
10/24 Clemson	3	-19	-6.3	0	0
10/31 at Wake Forest					
11/7 Virginia					
11/14 at North Carolina					
11/21 Duke					
11/28 at USF					

MIKE JAMES

Game	No.	Yds	Avg.	TD	Lg
9/7 at Florida State	0	0	0.0	0	0
9/17 Georgia Tech	0	0	0.0	0	0
9/26 at Virginia Tech	4	3	0.8	0	2
10/3 Oklahoma	1	3	3.0	0	3
10/10 Florida A&M	4	15	3.5	1	6
10/17 at UCF	1	1	1.0	0	1
10/24 Clemson	0	0	0.0	0	0
10/31 at Wake Forest					
11/7 Virginia					
11/14 at North Carolina					
11/21 Duke					
11/28 at USF					

DAMIEN BERRY

Game	No.	Yds	Avg.	TD	Lg
10/10 Florida A&M	14	162	11.6	1	49
10/17 at UCF	14	60	4.3	1	14
10/24 Clemson	8	55	6.9	1	23
10/31 at Wake Forest					
11/7 Virginia					
11/14 at North Carolina					
11/21 Duke					
11/28 at USF					

JOHN CALHOUN

Game	No.	Yds	Avg.	TD	Lg
10/10 Florida A&M	1	4	4.0	0	4
10/17 at UCF	0	0	0.0	0	0
10/24 Clemson	0	0	0.0	0	0
10/31 at Wake Forest					
11/7 Virginia					
11/14 at North Carolina					
11/21 Duke					
11/28 at USF					

2009 GAME-BY GAME STATISTICS - RECEIVING

TRAVIS BENJAMIN

Game	No.	Yds	Avg.	TD	Lg
9/7 at Florida State	4	128	32.0	1	40
9/17 Georgia Tech	3	29	9.7	0	20
9/26 at Virginia Tech	0	0	0.0	0	0
10/3 Oklahoma	3	61	20.3	1	38
10/10 Florida A&M	1	16	16.0	0	16
10/17 at UCF	4	46	11.5	0	13
10/24 Clemson	3	82	27.3	1	69
10/31 at Wake Forest					
11/7 Virginia					
11/14 at North Carolina					
11/21 Duke					
11/28 at USF					

LEONARD HANKERSON

Game	No.	Yds	Avg.	TD	Lg
9/7 at Florida State	4	72	18.0	0	40
9/17 Georgia Tech	1	35	35.0	0	35
9/26 at Virginia Tech	3	79	26.3	0	34
10/3 Oklahoma	1	1	1.0	0	1
10/10 Florida A&M	2	42	21.0	1	37
10/17 at UCF	4	64	16.0	1	23
10/24 Clemson	5	87	17.4	1	26
10/31 at Wake Forest					
11/7 Virginia					
11/14 at North Carolina					
11/21 Duke					
11/28 at USF					

LARON BYRD

Game	No.	Yds	Avg.	TD	Lg
9/7 at Florida State	0	0	0.0	0	0
9/17 Georgia Tech	5	83	16.6	1	40
9/26 at Virginia Tech	4	58	14.5	0	23
10/3 Oklahoma	2	12	6.0	0	7
10/10 Florida A&M	2	20	10.0	0	17
10/17 at UCF	5	85	17.0	0	32
10/24 Clemson	1	15	15.0	0	15
10/31 at Wake Forest					
11/7 Virginia					
11/14 at North Carolina					
11/21 Duke					
11/28 at USF					

DEDRICK EPPS

Game	No.	Yds	Avg.	TD	Lg
9/7 at Florida State	2	46	23.0	0	27
9/17 Georgia Tech	3	37	12.3	1	14
9/26 at Virginia Tech	2	13	6.5	0	9
10/3 Oklahoma	3	38	12.7	1	19
10/10 Florida A&M					
10/17 at UCF	1	5	5.0	0	5
10/24 Clemson	2	27	13.5	0	16
10/31 at Wake Forest					
11/7 Virginia					
11/14 at North Carolina					
11/21 Duke					
11/28 at USF					

GRAIG COOPER

Game	No.	Yds	Avg.	TD	Lg
9/7 at Florida State	2	24	12.0	1	24
9/17 Georgia Tech	3	32	10.7	0	13
9/26 at Virginia Tech	0	0	0.0	0	0
10/3 Oklahoma	1	3	3.0	0	3
10/10 Florida A&M					
10/17 at UCF	0	0	0.0	0	0
10/24 Clemson	1	4	4.0	0	4
10/31 at Wake Forest					
11/7 Virginia					
11/14 at North Carolina					
11/21 Duke					
11/28 at USF					

ALDARIUS JOHNSON

Game	No.	Yds	Avg.	TD	Lg
9/7 at Florida State	3	48	16.0	0	31
9/17 Georgia Tech					
9/26 at Virginia Tech					
10/3 Oklahoma	4	45	11.25	0	12
10/10 Florida A&M	2	31	15.5	0	21
10/17 at UCF					
10/24 Clemson	0	0	0.0	0	0
10/31 at Wake Forest					
11/7 Virginia					
11/14 at North Carolina					
11/21 Duke					
11/28 at USF					

JAVARRIS JAMES

Game	No.	Yds	Avg.	TD	Lg
9/7 at Florida State	3	35	11.7	0	20
9/17 Georgia Tech	2	12	6.0	0	9
9/26 at Virginia Tech	0	0	0.0	0	0
10/3 Oklahoma	1	4	4.0	0	4
10/10 Florida A&M	1	3	3.0	0	3
10/17 at UCF	0	0	0.0	0	0
10/24 Clemson	0	0	0.0	0	0
10/31 at Wake Forest					
11/7 Virginia					
11/14 at North Carolina					
11/21 Duke					
11/28 at USF					

THEARON COLLIER

Game	No.	Yds	Avg.	TD	Lg
9/7 at Florida State	2	28	14.0	0	18
9/17 Georgia Tech	0	0	0.0	0	0
9/26 at Virginia Tech	0	0	0.0	0	0
10/3 Oklahoma	1	3	3.0	0	3
10/10 Florida A&M	1	28	28.0	0	28
10/17 at UCF	1	28	28.0	0	28
10/24 Clemson	3	36	12.0	0	20
10/31 at Wake Forest					
11/7 Virginia					
11/14 at North Carolina					
11/21 Duke					
11/28 at USF					

TERVARIS JOHNSON

Game	No.	Yds	Avg.	TD	Lg
9/7 at Florida State	0	0	0.0	0	0
9/17 Georgia Tech	1	14	14.0	0	14
9/26 at Virginia Tech	0	0	0.0	0	0
10/3 Oklahoma	1	10	10.0	0	10
10/10 Florida A&M	0	0	0.0	0	0
10/17 at UCF	0	0	0.0	0	0
10/24 Clemson	0	0	0.0	0	0
10/31 at Wake Forest					
11/7 Virginia					
11/14 at North Carolina					
11/21 Duke					
11/28 at USF					

JIMMY GRAHAM

Game	No.	Yds	Avg.	TD	Lg
9/7 at Florida State	0	0	0.0	0	0
9/17 Georgia Tech	1	14	14.0	1	14
9/26 at Virginia Tech	0	0	0.0	0	0
10/3 Oklahoma	1	18	18.0	1	18
10/10 Florida A&M	1	7	7.0	1	7
10/17 at UCF	2	42	21.0	0	21
10/24 Clemson	1	8	8.0	0	8
10/31 at Wake Forest					
11/7 Virginia					
11/14 at North Carolina					
11/21 Duke					
11/28 at USF					

PATRICK HILL

Game	No.	Yds	Avg.	TD	Lg
9/7 at Florida State	0	0	0.0	0	0
9/17 Georgia Tech	1	14	14.0	0	14
9/26 at Virginia Tech	0	0	0.0	0	0
10/3 Oklahoma					
10/10 Florida A&M					
10/17 at UCF					
10/24 Clemson					
10/31 at Wake Forest					
11/7 Virginia					
11/14 at North Carolina					
11/21 Duke					
11/28 at USF					

MIKE JAMES

Game	No.	Yds	Avg.	TD	Lg
9/7 at Florida State	1	5	5.0	0	5
9/17 Georgia Tech	0	0	0.0	0	0
9/26 at Virginia Tech	0	0	0.0	0	0
10/3 Oklahoma	1	7	7.0	0	7
10/10 Florida A&M	3	26	8.7	0	17
10/17 at UCF	1	9	9.0	0	9
10/24 Clemson	1	-3	-3.0	0	0
10/31 at Wake Forest					
11/7 Virginia					
11/14 at North Carolina					
11/21 Duke					
11/28 at USF					

TOMMY STREETER

Game	No.	Yds	Avg.	TD	Lg
10/10 Florida A&M	3	55	18.3	0	29
10/17 at UCF	1	12	12.0	0	12
10/24 Clemson	0	0	0.0	0	0
10/31 at Wake Forest					
11/7 Virginia					
11/14 at North Carolina					
11/21 Duke					
11/28 at USF					

KENDAL THOMPkins

Game	No.	Yds	Avg.	TD	Lg
10/10 Florida A&M	1	18	18.0	0	18
10/17 at UCF	0	0	0.0	0	0
10/24 Clemson					
10/31 at Wake Forest					
11/7 Virginia					
11/14 at North Carolina					
11/21 Duke					
11/28 at USF					

DAMIEN BERRY

Game	No.	Yds	Avg.	TD	Lg
10/10 Florida A&M	1	5	5.0	0	5
10/17 at UCF	1	2	2.0	0	2
10/24 Clemson	0	0	0.0	0	0
10/31 at Wake Forest					
11/7 Virginia					
11/14 at North Carolina					
11/21 Duke					
11/28 at USF					

JOHN CALHOUN

Game	No.	Yds	Avg.	TD	Lg
10/10 Florida A&M	1	4	4.0	0	4
10/17 at UCF	0	0	0.0	0	0
10/24 Clemson	0	0	0.0	0	0
10/31 at Wake Forest					
11/7 Virginia					
11/14 at North Carolina					
11/21 Duke					
11/28 at USF					

2009 GAME-BY GAME STATISTICS - KICKOFF/PUNT RETURNS

KICK RETURNS

GRAIG COOPER

Game	No.	Yds	Avg.	TD	Lg
9/7 at Florida State	5	173	34.6	0	63
9/17 Georgia Tech	2	61	30.5	0	36
9/26 at Virginia Tech	3	74	24.7	0	39
10/3 Oklahoma	4	88	22.0	0	28
10/10 Florida A&M	Did Not Play				
10/17 at UCF	0	0	0.0	0	0
10/24 Clemson	1	27	27.0	0	27
10/31 at Wake Forest					
11/7 Virginia					
11/14 at North Carolina					
11/21 Duke					
11/28 at USF					

MIKE JAMES

Game	No.	Yds	Avg.	TD	Lg
9/7 at Florida State	0	0	0.0	0	0
9/17 Georgia Tech	1	40	40.0	0	40
9/26 at Virginia Tech	2	25	12.5	0	21
10/3 Oklahoma	1	26	26.0	0	26
10/10 Florida A&M	2	26	14.0	0	16
10/17 at UCF	2	32	16.0	0	27
10/24 Clemson					
10/31 at Wake Forest					
11/7 Virginia					
11/14 at North Carolina					
11/21 Duke					
11/28 at USF					

TRAVIS BENJAMIN

Game	No.	Yds	Avg.	TD	Lg
9/7 at Florida State	2	46	23.0	0	27
9/17 Georgia Tech	3	37	12.3	1	14
9/26 at Virginia Tech	0	0	0.0	0	0
10/3 Oklahoma	0	0	0.0	0	0
10/10 Florida A&M	0	0	0.0	0	0
10/17 at UCF	0	0	0.0	0	0
10/24 Clemson	0	0	0.0	0	0
10/31 at Wake Forest					
11/7 Virginia					
11/14 at North Carolina					
11/21 Duke					
11/28 at USF					

BRANDON HARRIS

Game	No.	Yds	Avg.	TD	Lg
10/10 Florida A&M	2	63	31.5	0	37
10/17 at UCF	0	0	0.0	0	0
10/24 Clemson	0	0	0.0	0	0
10/31 at Wake Forest					
11/7 Virginia					
11/14 at North Carolina					
11/21 Duke					
11/28 at USF					

PUNT RETURNS

TRAVIS BENJAMIN

Game	No.	Yds	Avg.	TD	Lg
9/7 at Florida State	2	7	3.5	0	6
9/17 Georgia Tech	1	14	14.0	0	14
9/26 at Virginia Tech	1	-10	-10.0	0	0
10/3 Oklahoma	2	-3	-1.5	0	0
10/10 Florida A&M	2	52	26.0	0	33
10/17 at UCF	0	0	0.0	0	0
10/24 Clemson	1	-3	-3.0	0	0
10/31 at Wake Forest					
11/7 Virginia					
11/14 at North Carolina					
11/21 Duke					
11/28 at USF					

GRAIG COOPER

Game	No.	Yds	Avg.	TD	Lg
9/7 at Florida State	1	0	0.0	0	0
9/17 Georgia Tech	0	0	0.0	0	0
9/26 at Virginia Tech	1	1	1.0	0	1

THEARON COLLIER

Game	No.	Yds	Avg.	TD	Lg
10/10 Florida A&M	5	62	12.4	1	61
10/17 at UCF	2	19	9.5	0	13

2009 GAME-BY GAME STATISTICS - DEFENSE

TACKLES FOR LOSS	UA-A	Total	FSU	GT	VT	OKLA	FAMU	UCF	CLEMSON	WAKE	UVA	UNC	DUKE	USF
Bailey, A. DL	6-1	6.5	1.0-7	-	0.5-1	1.0-6	1.0-6	-	3.0-39					
McCarthy, C. LB	5-3	6.5	1.5-2	0.5-2	-	1.0-1	1.0-2	-	2.5-4					
Spence, S. LB	4-3	5.5	1.5-1	0.5-2	0.5-0	1.0-2	-	2.0-20	-					
Joseph, J. DL	4-2	5.0	-	-	-	1.5-2	3.5-10	-	-					
Robinson, M. DL	3-4	5.0	1.0-10	0.5-1	-	1.5-7	1.5-4	-	0.5-1					
Vernon, O. DL	2-5	4.5	1.0-3	3.0-11	-	DNP	DNP	0.5-1	-					
Wesley, S. DE	4-0	4.0	1.0-3	2.0-4	1.0-1	-	DNP	-	-					
Sharpton, D. LB	3-1	3.5	0.5-1	-	-	-	1.0-2	1.0-1	1.0-3					
Harris, B. DB	3-0	3.0	-	-	-	1.0-5	-	-	2.0-2					
Regis, M. DL	1-3	2.5	-	1.0-3	-	1.0-2	-	0.5-1	-					
Van Dyke, D. DB	2-0	2.0	-	DNP	-	-	-	1.0-4	1.0-5					
Telemaque, V. DB	1-1	1.5	DNP	1.5-4	-	-	-	-	-					
Smith, A. DL	1-0	1.0	-	1.0-3	DNP	-	-	-	-					
Moncur, E. DL	1-0	1.0	DNP	-	-	-	1.0-10	DNP	-					
Holmes, J.	1-0	1.0	-	-	-	-	1.0-9	DNP	-					
Shields, S.	1-0	1.0	-	-	-	-	1.0-5	-	-					
Grant, C. DB	0-1	0.5	0.5-3	-	-	-	-	-	-					

FUMBLES RECOVERED	No	FSU	GT	VT	OKLA	FAMU	UCF	CLEMSON	WAKE	UVA	UNC	DUKE	USF
Robinson, M.	1	-	-	-	-	-	-	1					
Thompkins, K. WR	1	-	-	1	-	-	DNP	DNP					
Smith, A.	1	-	-	DNP	-	-	-	1					
Holmes, J.	1	1	-	-	-	-	DNP	-					
Joseph, J.	1	-	-	-	1	-	-	-					

FORCED FUMBLES	No	FSU	GT	VT	OKLA	FAMU	UCF	CLEMSON	WAKE	UVA	UNC	DUKE	USF
Bailey, A.	2	-	-	-	1	-	-	1					
Robinson, M.	2	1	-	-	-	1	-	-					
Harris, B.	2	-	-	-	1	-	-	1					
Regis, M.	1	-	-	-	-	-	1	-					
McCarthy, C.	1	-	-	-	-	-	-	1					

FUMBLES LOST	No-Lost	FSU	GT	VT	OKLA	FAMU	UCF	CLEMSON	WAKE	UVA	UNC	DUKE	USF
Harris, J. QB	4-1	-	-	2-1	1-0	-	-	1-0					
Collier, T. WR	1-1	-	-	-	-	-	-	1-1					
Harris, B.	1-0	-	-	-	-	1-0	-	-					
James, M. RB	1-0	-	-	1-0	-	-	-	-					
TEAM	1-0	-	-	-	-	DNP	1-0	DNP					

2009 GAME-BY GAME STATISTICS - KICKING

PUNTING - MATT BOSHER

Opponent	No.	Yards	Avg.	Long	Blk	TB	In20	+50
9/7 at Florida State	4	165	41.2	48	0	1	3	0
9/17 Georgia Tech	1	41	41.0	41	0	1	0	0
9/26 at Virginia Tech	6	249	41.5	53	1	0	3	1
10/3 Oklahoma	5	229	45.8	58	0	0	3	2
10/10 Florida A&M	2	95	47.5	59	0	0	1	1
10/17 at UCF	4	133	33.2	41	0	0	3	0
10/24 Clemson	3	139	46.3	55	0	0	0	1
10/31 at Wake Forest								
11/7 Virginia								
11/14 at North Carolina								
11/21 Duke								
11/28 at USF								

PLACEKICKING - MATT BOSHER

EXTRA POINTS		FIELD GOALS				FG BREAKDOWN				
XP/XPA	PCT	FG/FGA	PCT	LG	PTS	1-19	20-29	30-39	40-49	50+
28/26	100.0	9/11	81.8	51	53	1/1	2/3	3/4	2/2	1/1
Opponent	FG/FGA	Distances			XP/XPA	Game Pts.				
9/7 at Florida State	1/1	18g			5/5	8				
9/17 Georgia Tech	1/3	34g, 26 wr, 31 wr			4/4	7				
9/26 at Virginia Tech	0/0				1/1	1				
10/3 Oklahoma	0/0				3/3	3				
10/10 Florida A&M	2/2	20g, 33g			6/6	12				
10/17 at UCF	2/2	31g, 46g			3/3	9				
10/24 Clemson	3/3	49g, 51g, 22g			4/4	13				
10/31 at Wake Forest										
11/7 Virginia										
11/14 at North Carolina										
11/21 Duke										
11/28 at USF										

2009 GAME-BY GAME STATISTICS - DEFENSE

SACKS	UA-A	Total	FSU	GT	VT	OKLA	FAMU	UCF	CLEMSON	WAKE	UVA	UNC	DUKE	USF
Bailey, A. DL	5-0	5.0	1.0-7	-	-	1.0-6	1.0-6	-	2.0-38					
Robinson, M. DL	3-0	3.0	1.0-10	-	-	1.0-6	1.0-4	-	-					
Spence, S. LB	2-0	2.0	-	-	-	-	-	2.0-20	-					
Moncur, E. DL	1-0	1.0	DNP	-	-	-	1.0-10	DNP	-					
Wesley, S. DE	1-0	1.0	-	1.0-3	-	-	-	DNP	-					
Harris, B. DB	1-0	1.0	-	-	-	1.0-5	-	-	-					
Vernon, O. DL	0-1	0.5	-	0.5-3	-	DNP	DNP	-	-					
Regis, M. DL	0-1	0.5	-	0.5-2	-	-	-	-	-					

TACKLES	UA-A	Total	FSU	GT	VT	OKLA	FAMU	UCF	CLEMSON	WAKE	UVA	UNC	DUKE	USF
McCarthy, C. LB	25-24	49	5-3	0-4	4-9	4-3	4-2	-	8-3					
Sharpton, D. LB	27-19	46	3-1	6-2	1-4	3-3	1-1	5-6	8-2					
Harris, B. DB	22-14	36	3-6	3-1	3-2	2-2	2-1	5-2	4-0					
Spence, S. LB	18-17	35	2-1	0-2	2-6	5-5	4-0	4-3	1-0					
Shields, S.	16-9	25	2-2	5-1	2-2	3-2	3-0	-	1-2					
Phillips, R. DB	13-11	24	4-2	3-2	3-4	DNP	DNP	DNP	3-3					
Joseph, J. DL	11-11	22	1-0	1-0	2-3	1-3	3-3	1-2	2-0					
Telesmaque, V. DB	14-8	22	DNP	1-2	2-0	6-3	2-1	1-0	2-2					
Armstrong, R. DB	11-6	17	1-0	-	1-1	4-3	1-0	1-2	3-0					
Bailey, A. DL	12-5	17	2-0	1-0	0-3	3-1	1-1	1-0	4-0					
Campbell, J. DB	7-8	15	2-1	1-0	0-2	1-3	1-0	0-2	2-0					
Regis, M. DL	5-9	14	1-0	0-2	0-3	2-0	1-2	1-1	0-1					
Van Dyke, D. DB	8-5	13	1-0	DNP	1-2	-	2-1	1-1	3-1					
Robinson, M. DL	6-7	13	2-0	0-1	0-1	1-2	2-2	1-0	0-1					
Vernon, O. DL	3-10	13	1-2	2-2	0-5	DNP	DNP	0-1	-					
Moncur, E. DL	4-6	10	DNP	1-2	0-1	2-3	1-0	DNP	-					
Nicholas, J. DB	3-7	10	2-2	-	1-5	DNP	DNP	DNP	DNP					
Wesley, S. DE	7-2	9	1-0	2-0	2-0	-	DNP	1-0	1-2					
Buchanan, R. LB	6-3	9	1-0	-	1-0	-	3-2	-	1-1					
Holmes, J.	4-5	9	-	0-1	0-2	2-0	1-0	DNP	1-2					
Brown, A. LB	6-2	8	1-0	0-1	-	1-0	1-1	2-0	1-0					
Smith, A. DL	4-3	7	1-1	2-0	DNP	-	1-1	0-1	-					
Uribe, A. K	4-3	7	DNP	-	-	-	1-1	2-1	1-1					
Grant, C. DB	4-2	6	1-1	-	-	1-0	1-0	0-1	1-0					
Berry, D.	3-1	4	1-0	1-1	-	-	-	1-0	-					
Holton, C. LB	2-2	4	DNP	-	-	0-2	2-0	-	-					
Futch, J. LB	2-2	4	1-0	1-0	0-1	-	0-1	DNP	DNP					
Nelms, C. DB	2-1	3	-	-	DNP	1-0	-	1-1	-					
Bosher, M.	3-0	3	2-0	-	-	1-0	-	-	-					
Hill, R. DB	1-1	2	DNP	-	-	1-1	DNP	DNP	DNP					
Calhoun, J.	0-2	2	-	-	-	-	-	0-1	0-1					
Chambers, L.	1-1	2	-	0-1	DNP	DNP	1-0	-	-					
Gunn, H.	1-0	1	-	-	1-0	-	-	-	-					
Franklin, O.	1-0	1	-	-	-	-	-	-	1-0					
Graham, J.	1-0	1	-	-	-	-	-	-	1-0					
Thompkins, K.	0-1	1	-	-	-	-	0-1	DNP	DNP					
Cooper, G.	1-0	1	-	-	1-0	-	DNP	-	-					
Robinson, K. LB	0-1	1	-	-	-	-	0-1	-	-					
Streeter, T.	0-1	1	DNP	-	DNP	DNP	-	0-1	-					
Lewis, J. DL	1-0	1	DNP	DNP	DNP	DNP	DNP	1-0	-					
McGee, B.	0-1	1	-	0-1	DNP	DNP	-	-	-					

INTERCEPTIONS	Total	FSU	GT	VT	OKLA	FAMU	UCF	CLEMSON	WAKE	UVA	UNC	DUKE	USF
Phillips, R. DB	1-0	1-0	-	-	-	-	-	1-0					
Harris, B. DB	1-0	-	-	-	-	1-0	-	-					
McCarthy, C., LB	1-0	-	-	-	-	-	1-9	-					

2009 TEAM GAME HIGHS

INDIVIDUAL GAME HIGHS

Rushes	17	Graig Cooper vs Georgia Tech (Sep 17, 2009)
		Javaris James at UCF (Oct 17, 2009)
		Graig Cooper vs Clemson (Oct 24, 2009)
Yards Rushing	162	Damien Berry vs Florida A&M (Oct 10, 2009)
TD Rushes	1	Graig Cooper at Florida State (Sep 07, 2009)
		Javaris James at Florida State (Sep 07, 2009)
		Jacory Harris at Florida State (Sep 07, 2009)
		Javaris James vs Georgia Tech (Sep 17, 2009)
		Javaris James at Virginia Tech (Sep 26, 2009)
		Damien Berry vs Florida A&M (Oct 10, 2009)
		Mike James vs Florida A&M (Oct 10, 2009)
		Lee Chambers vs Florida A&M (Oct 10, 2009)
		Javaris James at UCF (Oct 17, 2009)
		Damien Berry at UCF (Oct 17, 2009)
		Damien Berry vs Clemson (Oct 24, 2009)
Long Rush	50	Javaris James vs Oklahoma (Oct 03, 2009)
Pass attempts	34	Jacory Harris at Florida State (Sep 07, 2009)
Pass completions	21	Jacory Harris at Florida State (Sep 07, 2009)
Yards Passing	386	Jacory Harris at Florida State (Sep 07, 2009)
TD Passes	3	Jacory Harris vs Georgia Tech (Sep 17, 2009)
		Jacory Harris vs Oklahoma (Oct 03, 2009)
Long Pass	69	Jacory Harris vs Clemson (Oct 24, 2009)
Receptions	5	LaRon Byrd vs Georgia Tech (Sep 17, 2009)
		LaRon Byrd at UCF (Oct 17, 2009)
		Leonard Hankerson vs Clemson (Oct 24, 2009)
Yards Receiving	128	Travis Benjamin at Florida State (Sep 07, 2009)
TD Receptions	1	Graig Cooper at Florida State (Sep 07, 2009)
		Travis Benjamin at Florida State (Sep 07, 2009)
		Dedrick Epps vs Georgia Tech (Sep 17, 2009)
		LaRon Byrd vs Georgia Tech (Sep 17, 2009)
		Jimmy Graham vs Georgia Tech (Sep 17, 2009)
		Travis Benjamin vs Oklahoma (Oct 03, 2009)
		Dedrick Epps vs Oklahoma (Oct 03, 2009)
		Jimmy Graham vs Oklahoma (Oct 03, 2009)
		Jimmy Graham vs Florida A&M (Oct 10, 2009)
		Leonard Hankerson vs Florida A&M (Oct 10, 2009)
		Leonard Hankerson at UCF (Oct 17, 2009)
		Leonard Hankerson vs Clemson (Oct 24, 2009)
		Travis Benjamin vs Clemson (Oct 24, 2009)
Long Reception	69	Travis Benjamin vs Clemson (Oct 24, 2009)
Field Goals	3	Matt Boshier vs Clemson (Oct 24, 2009)
Long Field Goal	51	Matt Boshier vs Clemson (Oct 24, 2009)
Punts	6	Matt Boshier at Virginia Tech (Sep 26, 2009)
Punting Avg	47.5	Matt Boshier vs Florida A&M (Oct 10, 2009)
Long Punt	59	Matt Boshier vs Florida A&M (Oct 10, 2009)
Long Punt Return	61	Thearon Collier vs Florida A&M (Oct 10, 2009)
Long Kickoff Return	63	Graig Cooper at Florida State (Sep 07, 2009)
Tackles	13	Colin McCarthy at Virginia Tech (Sep 26, 2009)
Sacks	2.0	Sean Spence at UCF (Oct 17, 2009)
		Allen Bailey vs Clemson (Oct 24, 2009)
Tackles For Loss	3.5	Joe Joseph vs Florida A&M (Oct 10, 2009)
Interceptions	1	Randy Phillips at Florida State (Sep 07, 2009)
		Brandon Harris vs Florida A&M; Colin McCarthy at UCF (Oct 17, 2009)
		Randy Phillips vs Clemson (Oct 24, 2009)

TEAM GAME HIGHS


Rushes	46	at UCF (Oct 17, 2009)
Yards Rushing	215	vs Florida A&M (Oct 10, 2009)
Yards Per Rush	5.7	vs Florida A&M (Oct 10, 2009)
TD Rushes	3	at Florida State (Sep 07, 2009)
		vs Florida A&M (Oct 10, 2009)
Pass attempts	34	at Florida State (Sep 07, 2009)
Pass completions	21	at Florida State (Sep 07, 2009)
Yards Passing	386	at Florida State (Sep 07, 2009)
Yards Per Pass	11.4	at Florida State (Sep 07, 2009)
TD Passes	3	vs Georgia Tech (Sep 17, 2009)
		vs Oklahoma (Oct 03, 2009)
Total Plays	73	at UCF (Oct 17, 2009)
Total Offense	476	at Florida State (Sep 07, 2009)
Yards Per Play	7.4	at Florida State (Sep 07, 2009)
Points	48	vs Florida A&M (Oct 10, 2009)
Sacks By	3	vs Oklahoma (Oct 03, 2009)
		vs Florida A&M (Oct 10, 2009)
First Downs	26	at UCF (Oct 17, 2009)
Penalties	12	vs Oklahoma (Oct 03, 2009)
Penalty Yards	115	vs Oklahoma (Oct 03, 2009)
Turnovers	4	vs Clemson (Oct 24, 2009)
Interceptions By	1	at Florida State (Sep 07, 2009)
		vs Florida A&M (Oct 10, 2009)
		at UCF (Oct 17, 2009)
		vs Clemson (Oct 24, 2009)

OPPONENT INDIVIDUAL GAME HIGHS


Rushes	34	Williams, R, at Virginia Tech (Sep 26, 2009)
Yards Rushing	150	Williams, R, at Virginia Tech (Sep 26, 2009)
TD Rushes	2	Williams, R, at Virginia Tech (Sep 26, 2009)
Long Rush	48	Brown, Chris, vs Oklahoma (Oct 03, 2009)
		Spiller, C, vs Clemson (Oct 24, 2009)
Pass attempts	41	Ponder, C, at Florida State (Sep 07, 2009)
Pass completions	25	Parker, K, vs Clemson (Oct 24, 2009)
Yards Passing	326	Parker, K, vs Clemson (Oct 24, 2009)
TD Passes	3	Parker, K, vs Clemson (Oct 24, 2009)
Long Pass	56	Nesbitt, J., vs Georgia Tech (Sep 17, 2009)
		Parker, K, vs Clemson (Oct 24, 2009)
Receptions	6	Thomas, D., vs Georgia Tech (Sep 17, 2009)
		Kenney, Cameron, vs Oklahoma (Oct 03, 2009)
		Spiller, C, vs Clemson (Oct 24, 2009)
Yards Receiving	133	Thomas, D., vs Georgia Tech (Sep 17, 2009)
TD Receptions	1	Easterling, T, at Florida State (Sep 07, 2009)
		Pirowski, C, at Florida State (Sep 07, 2009)
		Thomas, D., vs Georgia Tech (Sep 17, 2009)
		Boykin, J, at Virginia Tech (Sep 26, 2009)
		Kenney, Cameron, vs Oklahoma (Oct 03, 2009)
		ROSS, Rocky, at UCF (Oct 17, 2009)
		Spiller, C vs Clemson (Oct 24, 2009)
		Palmer, M, vs Clemson (Oct 24, 2009)
		Ford, J, vs Clemson (Oct 24, 2009)
Long Reception	56	Thomas, D., vs Georgia Tech (Sep 17, 2009)
		Spiller, C, vs Clemson (Oct 24, 2009)
Field Goals	3	SCOTT, Trevor, vs Florida A&M (Oct 10, 2009)
Long Field Goal	52	Hopkins, D, at Florida State (Sep 07, 2009)
Punts	7	HOLDREN, Brandon, vs Florida A&M (Oct 10, 2009)
		CLINGAN, Blake, at UCF (Oct 17, 2009)
Punting Avg	50.4	Way, Tress, vs Oklahoma (Oct 03, 2009)
Long Punt	71	Way, Tress, vs Oklahoma (Oct 03, 2009)
Long Punt Return	51	Franks, Dominqu, vs Oklahoma (Oct 03, 2009)
Long Kickoff Return	90	Spiller, C, vs Clemson (Oct 24, 2009)
Tackles	12	GRAHAM, Alvis, vs Florida A&M (Oct 10, 2009)
Sacks	3.0	Beal, Jeremy, vs Oklahoma (Oct 03, 2009)
Tackles For Loss	3.5	HOGUE, Cory, at UCF (Oct 17, 2009)
Interceptions	2	McDaniel, D, vs Clemson (Oct 24, 2009)

OPPONENT TEAM GAME HIGHS

Rushes	55	at Virginia Tech (Sep 26, 2009)
Yards Rushing	272	at Virginia Tech (Sep 26, 2009)
Yards Per Rush	4.9	at Virginia Tech (Sep 26, 2009)
TD Rushes	2	at Virginia Tech (Sep 26, 2009)
Pass attempts	41	at Florida State (Sep 07, 2009)
Pass completions	25	vs Clemson (Oct 24, 2009)
Yards Passing	326	vs Clemson (Oct 24, 2009)
Yards Per Pass	10.9	at Virginia Tech (Sep 26, 2009)
TD Passes	3	vs Clemson (Oct 24, 2009)
Total Plays	72	vs Oklahoma (Oct 03, 2009)
Total Offense	410	vs Clemson (Oct 24, 2009)
Yards Per Play	5.8	at Virginia Tech (Sep 26, 2009)
Points	40	vs Clemson (Oct 24, 2009)
Sacks By	6	at UCF (Oct 17, 2009)
First Downs	22	vs Clemson (Oct 24, 2009)
Penalties	8	vs Georgia Tech (Sep 17, 2009)
Penalty Yards	79	vs Oklahoma (Oct 03, 2009)
Turnovers	3	vs Clemson (Oct 24, 2009)
Interceptions By	3	vs Clemson (Oct 24, 2009)



MIAMI HURRICANES
38



FLORIDA STATE SEMINOLES
34

MONDAY, SEPT. 7, 2009 - DOAK CAMPBELL STADIUM

Tallahassee, Fla. (AP) - Sophomore quarterback Jacory Harris threw for 386 yards - including a 40-yard pass over double coverage to Travis Benjamin, setting up Graig Cooper's 3-yard touchdown run with 1:53 left - and led the Hurricanes past No. 18 Florida State 38-34 in a wild, back-and-forth game on Labor Day night.

Florida State got to the Miami 2 with 14 seconds left. But Christian Ponder threw three straight incompletions, the last coming on a ball that Jarmon Fortson nearly caught in the end zone on the game's final play, and Miami escaped.

Harris completed 21 of 34 passes for two touchdowns and two interceptions. He got hurt on the second of those turnovers; Harris was drilled by blitzing cornerback Greg Reid and his throw on that play resulted in nothing more than a pop fly that Markus White ran back 31 yards for a 31-24 Florida State lead with 11:45 remaining.

Harris connected with Cooper for a 24-yard score to tie the game at 31, and after Florida State took the lead again on Dustin Hopkins' 45-yard field goal with 4:11 left, the 'Canes went back to work. They went 59 yards in six plays, Harris' perfect lob to Benjamin accounting for most of them, and Cooper plowed in for the go-ahead score.

Score by Quarters	1	2	3	4	Score
Miami (Fla.)	7	7	3	21	38
Florida State	7	3	13	11	34

SCORING SUMMARY:

Qtr	Time	Team	Scoring play	Conversion	Plays-Yds	TOP	UM	FSU
1st	12:02	UM	Travis Benjamin 39 yd pass from Jacory Harris (Matt Bosher kick)		6-66	2:58	7	0
	04:55	FS	Piurowski, C 10 yd pass from Ponder, C (Hopkins, D kick)		13-67	7:03	7	7
	02:50	FS	Hopkins, D 52 yd field goal		9-64	4:28	7	10
2nd	00:42	UM	Javaris James 6 yd run (Matt Bosher kick)		7-75	2:00	14	10
3rd	12:01	FS	Ponder, C 9 yd run (Hopkins, D kick failed)		6-46	2:51	14	16
	04:57	FS	Easterling, T 21 yd pass from Ponder, C (Hopkins, D kick)		7-82	3:05	14	23
	03:12	UM	Matt Bosher 18 yd field goal		5-28	1:34	17	23
4th	13:43	UM	Jacory Harris 1 yd run (Matt Bosher kick)		5-61	2:45	24	23
	11:45	FS	White, M 31 yd interception return (Goodman, R pass from Ponder, C)				24	31
	07:14	UM	Graig Cooper 24 yd pass from Jacory Harris (Matt Bosher kick)		10-73	4:19	31	31
	04:11	FS	Hopkins, D 45 yd field goal		7-43	3:00	31	34
	01:53	UM	Graig Cooper 3 yd run (Matt Bosher kick)		6-59	2:12	38	34

Attendance: 81077

TEAM STATISTICS


	UM	FSU
FIRST DOWNS	22	21
RUSHES-YARDS (NET)	30-90	30-110
PASSING YDS (NET)	386	294
Passes Att-Comp-Int	34-21-2	41-24-1
TOTAL OFFENSE PLAYS-YARDS	64-476	71-404
Fumble Returns-Yards	0-0	0-0
Punt Returns-Yards	3-7	0-0
Kickoff Returns-Yards	6-181	7-129
Interception Returns-Yards	1-0	2-31
Punts (Number-Avg)	4-41.2	4-39.5
Fumbles-Lost	0-0	1-1
Penalties-Yards	9-74	5-35
Possession Time	28:35	31:25
Third-Down Conversions	5 of 13	6 of 15
Fourth-Down Conversions	1 of 1	1 of 1
Red-Zone Scores-Chances	4-4	2-3
Sacks By: Number-Yards	2-17	1-8

INDIVIDUAL STATISTICS


RUSHING: Miami (Fla.)-Javaris James 11-36; Graig Cooper 7-31; Thearon, Collier 2-13; Lee Chambers 5-10; Travis Benjamin 1-5; TEAM 1-minus 2; Jacory Harris 3-minus 3. Florida State Jones, T 14-59; Ponder, C 8-28; Givens, L 1-13; Thomas, J 7-10.

PASSING: Miami (Fla.)-Jacory Harris 21-34-2-386. Florida State-Ponder, C 24-41-1-294.

RECEIVING: Miami (Fla.)-Travis Benjamin 4-128; Leonard Hankerson 4-72; Aldarius Johnson 3-48; Javaris James 3-35; Dedrick Epps 2-46; Thearon, Collier 2-28; Graig Cooper 2-24; Mike James 1-5. Florida State-Goodman, R 5-82; Reed, B 5-63; Fortson, J 3-53; Piurowski, C 3-33; Owens, R 3-31; Easterling, T 2-21; Thomas, J 2-7; Reliford, B 1-4.



MIAMI HURRICANES
33



GEORGIA TECH YELLOW JACKETS
17

THURSDAY, SEPT. 17, 2009 - LAND SHARK STADIUM

Miami Gardens, Fla. (AP) - Miami quarterback Jacory Harris raised some eyebrows this week when he suggested the Hurricanes' offense couldn't be stopped. Georgia Tech did nothing to disprove that theory. Cool and in control throughout, Harris completed 20 of 25 passes for 270 yards and three touchdowns, and the 20th-ranked Hurricanes put an emphatic end to a four-game losing streak against No. 14 Georgia Tech with a 33-17 victory Thursday night.

Miami (2-0, 2-0 Atlantic Coast Conference) matched its best league start since 2004, outgained Georgia Tech 453-228 and set up a Coastal Division showdown at Virginia Tech on Sept. 26. Graig Cooper ran for 93 yards, Javaris James rushed for 72 more and a touchdown, and LaRon Byrd caught five passes for 83 yards and another score. Georgia Tech (2-1, 1-1) blew Miami out a year ago, dooming the Hurricanes' conference title hopes by rushing for 472 yards. This time, Miami handled the triple option with relative ease, holding the Yellow Jackets to 95 yards rushing -- nearly half of those on the game's first drive.

Harris led Miami to scores on its first three possessions, the Hurricanes led 24-3 early in the third quarter after James scored from 3 yards out to cap a 60-yard, six-play drive, and the Hurricanes sauntered off celebrating their most significant win in years.

The Yellow Jackets ran for 45 yards on that drive--and managed only 42 more the rest of the half. Meanwhile, Harris was the picture of cool, setting the tone for the Miami sideline.

He used seven receivers in the first half alone, the Hurricanes scored on their first three possessions and the big-play capability that Miami flashed against Florida State continued, with nine gains of at least 10 yards in the opening two quarters. A 35-yard pass to Leonard Hankerson was immediately followed by a 40-yard toss to Byrd for Miami's first touchdown. Dedrick Epps caught a 13-yarder for a 14-3 lead early in the second quarter, and Matt Bosher connected on a 34-yard field goal with 5:45 left in the half.

Score by Quarters	1	2	3	4	Score
Georgia Tech	3	0	7	7	17
Miami (Fla.)	7	10	16	0	33

SCORING SUMMARY:

Qtr	Time	Team	Scoring play	Conversion	Plays-Yds	TOP	GT	UM
1st	08:09	GT	Blair,S. 32 yd field goal		13-45	6:51	3	0
	06:30	UM	LaRon Byrd 40 yd pass from Jacory Harris (Matt Bosher kick)		4-75	1:39	3	7
2nd	13:33	UM	Dedrick Epps 13 yd pass from Jacory Harris (Matt Bosher kick)		13-71	5:54	3	14
	05:45	UM	Matt Bosher 34 yd field goal		8-61	3:29	3	17
3rd	11:50	UM	Javaris James 3 yd run (Matt Bosher kick)		6-60	3:10	3	24
	08:07	GT	Allen,A. 3 yd run (Blair,S. kick)		7-60	3:43	10	24
	03:08	UM	Jimmy Graham 14 yd pass from Jacory Harris (Matt Bosher kick)		9-52	4:59	10	31
	00:32	UM	TEAM safety				10	33
4th	08:37	GT	Thomas,D. 56 yd pass from Nesbitt,J. (Blair,S. kick)		4-80	2:17	17	33

Attendance: 45329

TEAM STATISTICS

	GT	UM
FIRST DOWNS	12	21
RUSHES-YARDS (NET)	39-95	39-184
PASSING YDS (NET)	133	270
Passes Att-Comp-Int	15-6-0	25-20-0
TOTAL OFFENSE PLAYS-YARDS	54-228	64-454
Fumble Returns-Yards	0-0	0-0
Punt Returns-Yards	0-0	1-14
Kickoff Returns-Yards	4-111	4-119
Interception Returns-Yards	0-0	0-0
Punts (Number-Avg)	3-45.7	1-41.0
Fumbles-Lost	3-0	0-0
Penalties-Yards	8-44	9-74
Possession Time	26:25	33:35
Third-Down Conversions	6 of 14	8 of 13
Fourth-Down Conversions	0 of 2	0 of 0
Red-Zone Scores-Chances	2-3	4-6
Sacks By: Number-Yards	0-0	2-8




INDIVIDUAL STATISTICS

RUSHING: Georgia Tech-Allen,A. 6-42; Nesbitt,J. 14-29; Jones,R. 6-18; Wright, M. 3-7; Dwyer,J. 5-7; Cox,L. 2-6; Lyons,P. 1-6; Peeples,E. 1-3; Team 1-minus 23.

Miami (Fla.)-Graig Cooper 17-93; Javaris James 14-72; Travis Benjamin 1-13; Lee Chambers 2-12; Jacory Harris 1-0; TEAM 4-minus 6.

PASSING: Georgia Tech-Nesbitt,J. 6-15-0-133. Miami (Fla.)-Jacory Harris 20-25-0-270.

RECEIVING: Georgia Tech-Thomas,D. 6-133. Miami (Fla.)-LaRon Byrd 5-83; Dedrick Epps 3-37; Graig Cooper 3-32; Travis Benjamin 3-29; Javaris James 2-12; Leonard Hankerson 1-35; Jimmy Graham 1-14; Tervaris Johnson 1-14; Patrick Hill 1-14.

MIAMI HURRICANES
7

VIRGINIA TECH HOKIES
31

SATURDAY, SEPT. 26, 2009 - LANE STADIUM

Blacksburg, Va. (AP) - No. 11 Virginia Tech harassed Hurricane quarterback Jacory Harris en route to a 31-7 defeat of No. 9 Miami in a downpour. Miami, ranked in the top 10 for the first since 2005, had a chance to take a commanding lead in the ACC's Coastal Division. Instead, Virginia Tech (3-1, 1-0 Atlantic Coast Conference), Miami's third consecutive ranked opponent, cooled off the Hurricanes. Ryan Williams' 2-yard run 5:14 into the game capped an 11-yard drive for Virginia Tech. Harris finished 9-for-25 for 150 yards and was sacked three times.

Virginia Tech also took the wraps off Tyrod Taylor, and he combined with Williams for most of the Hokies 272 rushing yards on the rain-soaked turf at sold-out Lane Stadium. Williams ran for 150 yards, and Taylor finished with 75. From the start, it looked like the Hokies' day as a steady and chilling rain fell. Helped by a blocked punt that was returned for a touchdown, several fortunate bounces and one big defensive stop, the Hokies led 21-0 by halftime and Miami never threatened.

The Hokies muffed one punt early in the first quarter and had another glance off a player's leg deep in their own territory, but recovered both. They also botched a snap on a punt of their own, giving Miami possession at the Tech 23, but a false start penalty, a rush for a loss of 2 and a sack for minus-9 forced the Hurricanes to punt it away.

Harris and the Hurricanes did drive 46 yards in five plays for a touchdown just 1:43 into the third quarter, pulling them within 21-7. After Miami forced the Hokies to punt, they drove to the Virginia Tech 30 with a chance to make the quieting crowd really nervous.

Instead, with the help of two drops by Jimmy Graham, Miami faced a fourth-and-13 from the 33, went for it and Harris' 9-yard completion to Dedrick Epps came up four yards short. The Hokies then drove for Matt Waldron's 22-yard field goal and it was 24-7.

Score by Quarters	1	2	3	4	Score
Miami (Fla.)	0	0	7	0	7
Virginia Tech	14	7	3	7	31

SCORING SUMMARY:

Qtr	Time	Team	Scoring play	Conversion	Plays-Yds	TOP	UM	VT
1st	09:46	VT	Williams, R 2 yd run	(Waldron, M kick)	3-11	1:11	0	7
	04:46	VT	Boykin, J 48 yd pass from Taylor, T	(Waldron, M kick)	7-89	3:30	0	14
2nd	04:39	VT	Reidy, M 1 yd blocked punt return	(Waldron, M kick)				0 21
3rd	13:17	UM	Javarris James 1 yd run	(Matt Bosher kick)	5-46	1:43	7	21
	03:49	VT	Waldron, M 22 yd field goal		10-70	4:47	7	24
4th	12:16	VT	Williams, R 1 yd run	(Waldron, M kick)	5-25	2:21	7	31

Attendance: 66233




TEAM STATISTICS	UM	VT
FIRST DOWNS	12	17
RUSHES-YARDS (NET)	34-59	55-272
PASSING YDS (NET)	150	98
Passes Att-Comp-Int	25-9-1	9-4-0
TOTAL OFFENSE PLAYS-YARDS	59-209	64-370
Fumble Returns-Yards	0-0	1-4
Punt Returns-Yards	2-9	3-18
Kickoff Returns-Yards	5-99	2-28
Interception Returns-Yards	0-0	1-28
Punts (Number-Avg)	7-35.6	5-40.2
Fumbles-Lost	3-1	2-1
Penalties-Yards	5-45	6-49
Possession Time	26:40	33:20
Third-Down Conversions	1 of 11	5 of 14
Fourth-Down Conversions	1 of 3	0 of 2
Red-Zone Scores-Chances	1-2	3-4
Sacks By: Number-Yards	0-0	3-28

INDIVIDUAL STATISTICS

RUSHING: Miami (Fla.)- Graig Cooper 11-55; Javarris James 14-35; Mike James 4-3; Thearon, Collier 1-minus 6; Jacory Harris 4-minus 28. Virginia Tech -Williams, R 34-150; Taylor, T 10-75; Oglesby, J 4-48; Roberts, D 2-12; Wilson, D 4-9; Team 1-minus 22.

PASSING: Miami (Fla.)-Jacory Harris 9-25-1-150. Virginia Tech -Taylor, T 4-9-0-98.

RECEIVING: Miami (Fla.)-LaRon Byrd 4-58; Leonard Hankerson 3-79; Dedrick Epps 2-13. Virginia Tech -Williams, R 2-40; Boykin, J 1-48; Boone, G 1-10.

MIAMI HURRICANES
21

OKLAHOMA SOONERS
20

SATURDAY, OCT. 3, 2009 - LAND SHARK STADIUM

Miami Gardens, Fla. (AP) - Once Jacory Harris settled down and Miami's defense got rolling, the Hurricanes found the right combination for their biggest win in years.

And for Sam Bradford-less Oklahoma, it was just another frustrating trip to South Florida. Harris survived a shaky start to throw three touchdown passes, Javarris James ran for a career-high 150 yards against the nation's top rush defense, and No. 17 Miami knocked off No. 8 Oklahoma 21-20 - in what will join some games from the 1980s as another Hurricanes-Sooners classic. With Oklahoma's reigning Heisman Trophy-winning quarterback watching from the sideline, still out with a right shoulder injury, Miami (3-1) scored 21 straight points to take control.

Oklahoma led 10-0 early, significant because for nearly seven years, that's been automatic doom for Sooners foes. Oklahoma had won 40 straight when scoring at least the game's first 10 points, dating to Nov. 9, 2002.

Not this time.

This one almost certainly ended any Sooners national title hopes, too. Landry Jones threw for 188 yards and DeMarco Murray and Chris Brown combined to rush for 151 more for Oklahoma (2-2).

Score by Quarters	1	2	3	4	Score
Oklahoma	7	3	7	3	20
Miami (Fla.)	0	7	14	0	21

SCORING SUMMARY:

Qtr	Time	Team	Scoring play	Conversion	Plays-Yds	TOP	OU	UM
1st	10:34	OU	Kennedy, Cameron 16 yd pass from Jones, Landry(Stevens, Jimmy kick)		8-84	2:27	7	0
2nd	11:39	OU	Stevens, Jimmy 21 yd field goal		11-95	5:04	10	0
	08:20	UM	Jimmy Graham 18 yd pass from Jacory Harris (Matt Bosher kick)		6-91	3:19	10	7
3rd	14:21	UM	Dedrick Epps 11 yd pass from Jacory Harris (Matt Bosher kick)		1-11	0:05	10	14
	06:54	UM	Travis Benjamin 38 yd pass from Jacory Harris (Matt Bosher kick)		8-73	3:40	10	21
	03:43	OU	Murray, DeMarco 2 yd run (Stevens, Jimmy kick)		9-81	3:11	17	21
4th	04:18	OU	Stevens, Jimmy 39 yd field goal		8-26	3:43	20	21

Attendance: 66233


TEAM STATISTICS	OU	UM
FIRST DOWNS	21	21
RUSHES-YARDS (NET)	42-153	32-140
PASSING YDS (NET)	188	202
Passes Att-Comp-Int	30-18-0	28-19-2
TOTAL OFFENSE PLAYS-YARDS	72-341	60-342
Fumble Returns-Yards	0-0	0-0
Punt Returns-Yards	1-51	2-3
Kickoff Returns-Yards	4-69	5-114
Interception Returns-Yards	2-12	0-0
Punts (Number-Avg)	5-50.4	5-45.8
Fumbles-Lost	2-1	1-0
Penalties-Yards	7-79	12-115
Possession Time	29:17	30:43
Third-Down Conversions	5 of 15	8 of 13
Fourth-Down Conversions	1 of 2	0 of 0
Red-Zone Scores-Chances	3-3	2-3
Sacks By: Number-Yards	4-32	3-17

INDIVIDUAL STATISTICS


RUSHING: Oklahoma-Murray, DeMarco 23-80; Brown, Chris 11-71; Madu, Mossis 3-17;Whitson, Carter 1-2; Jones, Landry 4-minus 17. Miami (Fla.)-Javarris James 15-150; Graig Cooper 8-21; Mike James 1-3; Travis Benjamin 1-1; TEAM 3-minus 5; Jacory Harris 4-minus 30.

PASSING: Oklahoma-Jones, Landry 18-30-0-188. Miami (Fla.)-Jacory Harris 19-28-2-202.

RECEIVING: Oklahoma-Kennedy, Cameron 6-72; Caleb, Brandon 4-26; Murray, DeMarco 2-21; Madu, Mossis 2-10; Broyles, Ryan 1-37; Tennell, Adron 1-9; Eldridge, Brody 1-9; Hanna, James 1-4. Miami (Fla.)-Aldarius Johnson 4-45; Travis Benjamin 3-61; Dedrick Epps 3-38; LaRon Byrd 2-12; Jimmy Graham 1-18; Tervaris Johnson 1-10; Mike James 1-7; Javarris James 1-4; Thearon, Collier 1-3; Graig Cooper 1-3; Leonard Hankerson 1-1.



MIAMI HURRICANES
48



FLORIDA A&M RATTLEERS
16

SATURDAY, OCT. 10, 2009 - LAND SHARK STADIUM

Miami Gardens, Fla. (AP) - Already trailing the Miami Hurricanes by three touchdowns, Florida A&M tried lining up on defense with 13 players.

That didn't work either. The referee threw a flag and sent two Rattlers to the sideline, and four plays later the Hurricanes scored another touchdown en route to a 48-16 victory. Jacory Harris led No. 11 Miami to 31 points playing only the first half, and the Hurricanes (4-1) made the most of the mismatch facing an unranked team for the first time this season. Florida A&M (4-1) lost to Miami for the seventh time in a row.

Fourth-string Hurricanes halfback Damien Berry, a former safety, carried for the first time in his career and gained 162 yards in 14 attempts, including a 35-yard touchdown. Two long kick returns helped Miami take a 17-3 lead after 14 minutes, and Thearon Collier scored on a 61-yard punt runback in the second half. Harris went 16 for 24 for 217 yards, including touchdown passes of 5 and 7 yards. In the first half the Hurricanes totaled 303 yards and built a 31-3 lead, moving the ball so effectively an official had to stop the clock when the sideline chains broke. Harris was intercepted twice, once in the end zone, but Miami didn't punt until he was replaced by A.J. Highsmith. The true freshman made his college debut to start the second half and went 3 for 3 for 38 yards while directing two scoring drives. Six Hurricanes scored a touchdown apiece, and 12 caught at least one pass. Florida A&M's Curtis Pulley threw for 144 yards, ran for 81 and scored on a 26-yard run. Pulley completed a 27-yard pass to Adrian Smith on the first play from scrimmage, and the Rattlers moved 59 yards before settling for a field goal.

Score by Quarters	1	2	3	4	Score
Florida A&M	3	0	10	3	16
Miami (Fla.)	17	14	10	7	48

SCORING SUMMARY:

Qtr	Time	Team	Scoring play	Conversion	Plays-Yds	TOP	FAMU	UM
1st	10:16	FAMU	SCOTT,Trevor 32 yd field goal		9-59	4:44	3	0
	08:13	UM	Hankerson 5 yd pass from Jacory Harris	(Matt Boshier kick)	6-55	2:03	3	7
	05:34	UM	Matt Boshier 20 yd field goal		5-23	1:31	3	10
	01:19	UM	Jimmy Graham 7 yd pass from Jacory Harris	(Matt Boshier kick)	4-37	1:14	3	17
2nd	11:56	UM	Mike James 5 yd run	(Matt Boshier kick)	6-75	1:44	3	24
	06:03	UM	Lee Chambers 2 yd run	(Matt Boshier kick)	9-78	4:39	3	31
3rd	09:58	FAMU	SCOTT,Trevor 34 yd field goal		7-47	2:55	6	31
	05:12	UM	Thearon Collier 61 yd punt return	(Matt Boshier kick)			6	38
	03:40	FAMU	PULLEY,Curtis 26 yd run	(SCOTT,Trevor kick)	4-55	1:32	13	38
	01:23	UM	Matt Boshier 33 yd field goal		5-39	2:17	13	41
4th	10:33	FAMU	SCOTT,Trevor 21 yd field goal		12-66	5:50	16	41
	09:20	UM	Damien Berry 35 yd run	(Matt Boshier kick)	2-89	1:13	16	48

Attendance: 47859

TEAM STATISTICS	FAMU	UM
FIRST DOWNS	14	24
RUSHES-YARDS (NET)	35-118	38-215
PASSING YDS (NET)	144	255
Passes Att-Comp-Int	25-10-1	27-19-2
TOTAL OFFENSE PLAYS-YARDS	60-262	65-470
Fumble Returns-Yards	0-0	0-0
Punt Returns-Yards	-1-15	7-114
Kickoff Returns-Yards	9-191	4-115
Interception Returns-Yards	2-54	1-0
Punts (Number-Avg)	7-36.6	2-47.5
Fumbles-Lost	1-0	1-0
Penalties-Yards	7-68	5-26
Possession Time	30:55	29:05
Third-Down Conversions	4 of 14	5 of 13
Fourth-Down Conversions	0 of 0	1 of 2
Red-Zone Scores-Chances	3-3	6-8
Sacks By: Number-Yards	2-9	3-20

INDIVIDUAL STATISTICS

RUSHING: Florida A&M-PULLEY,Curtis 17-81; SYLVESTER,Phili 12-24; HENRY,Demitric 4-12; BENSON,Mykel 1-1; ROCKER,Eddie 1-0. **Miami (Fla.)**-Damien Berry 14-162; Lee Chambers 16-38; Mike James 4-14; John Calhoun 1-6; Javarris James 1-4; A.J. Highsmith 1-minus 2; Jacory Harris 1-minus 7.

PASSING: Florida A&M-PULLEY,Curtis 10-25-1-144. **Miami (Fla.)**-Jacory Harris 16-24-2-217; A.J. Highsmith 3-3-0-38.

RECEIVING: Florida A&M-ELLIOTT,Kevin 3-57; SMITH,Adrian 3-55; HENRY,Demitric 2-31; PURCELL,Max 1-6; SYLVESTER,Phili 1-minus 5. **Miami (Fla.)**-Tommy Streeter 3-55; Mike James 3-26; Leonard Hankerson 2-42; Aldarius Johnson 2-31; LaRon Byrd 2-20; Thearon Collier 1-28; Kendal Thompkins 1-18; Travis Benjamin 1-16; Jimmy Graham 1-7; Damien Berry 1-5; John Calhoun 1-4; Javarris James 1-3.



MIAMI HURRICANES
27



UCF KNIG
7

SATURDAY, OCT. 17, 2009 - BRIGHT HOUSE NETWORKS STADIUM

Orlando, Fla. (AP) - By the end, about 5,000 fans were all that remained from the biggest crowd ever to see a game in Central Florida's stadium. Seemed like all of them were from Miami. Jacory Harris survived six sacks to complete 20 of 26 passes for 293 yards and a touchdown, Javarris James rushed for another score on the way to topping the 2,000-yard mark for his career, and No. 9 Miami methodically pulled away to beat Central Florida 27-7 on Saturday night. Damien Berry added a fourth-quarter touchdown run for the Hurricanes (5-1), who matched their best start since 2005. Brett Hodges threw for 163 yards for UCF (3-3), but the team's top rusher - Brynn Harvey, who was coming off a 219-yard effort against Memphis - was held to 25 yards on 12 carries.

UCF had chances, none better than getting the ball at the Miami 2 midway through the third quarter after a snap sailed over Miami punter Matt Boshier's head. Boshier retreated and kicked the ball soccer-style out of the end zone, which turned out to be brilliant. On third-and-goal from the 6, Jared Campbell got to Hodges just as his arm was going forward, the easy pop fly was intercepted by Miami linebacker Colin McCarthy, and the Hurricanes knew they just dodged a bullet.

Boshier kicked a 46-yard field goal on the ensuing drive, putting Miami up 20-7.

James finished with 65 yards on 17 carries, giving him 2,032 for his career. He's seventh all-time at Miami but still No. 2 in the family; cousin Edgerrin James rushed for 2,960, topped only by Otis Anderson's 3,331.

Score by Quarters	1	2	3	4	Score
Miami (Fla.)	7	3	10	7	27
UCF	0	0	7	0	7

SCORING SUMMARY:

Qtr	Time	Team	Scoring play	Conversion	Plays-Yds	TOP	UM	UCF
1st	01:46	UM	Leonard Hankerson 23 yd pass from J. Harris	(Matt Boshier kick)	8-80	3:44	7	0
2nd	09:47	UM	Matt Boshier 31 yd field goal		9-35	3:55	10	0
3rd	13:18	UM	Javarris James 5 yd run	(Matt Boshier kick)	3-51	0:43	17	0
	09:15	UCF	ROSS, Rocky 8 yd pass from HODGES, Brett	(CATTOI, Nick kick)	9-80	3:59	17	7
	01:56	UM	Matt Boshier 46 yd field goal		8-52	4:15	20	7
4th	10:46	UM	Damien Berry 3 yd run	(Matt Boshier kick)	9-61	4:40	27	7

Attendance: 48453



TEAM STATISTICS	UM	UCF
FIRST DOWNS	26	11
RUSHES-YARDS (NET)	46-70	24-53
PASSING YDS (NET)	293	176
Passes Att-Comp-Int	27-20-0	31-13-1
TOTAL OFFENSE PLAYS-YARDS	73-363	55-229
Fumble Returns-Yards	0-0	0-0
Punt Returns-Yards	2-19	1-2
Kickoff Returns-Yards	2-26	6-126
Interception Returns-Yards	1-9	0-0
Punts (Number-Avg)	4-33.2	7-35.4
Fumbles-Lost	1-0	1-0
Penalties-Yards	6-32	3-30
Possession Time	37:13	22:47
Third-Down Conversions	6 of 13	6 of 15
Fourth-Down Conversions	0 of 1	0 of 0
Red-Zone Scores-Chances	3-3	1-3
Sacks By: Number-Yards	2-20	6-41

INDIVIDUAL STATISTICS

RUSHING: Miami (Fla.) -Javarris James 17-65; Damien Berry 14-60; Lee Chambers 3-15; Mike James 1-1; Travis Benjamin 2-minus 2; Jacory Harris 7-minus 34; TEAM 2-minus 35. **UCF** -HARVEY, Brynn 12-25; MCDUFFIE, Q. 3-21; GUYTON, A.J. 1-14; NEWSOME, Jamar 2-5; WEAVER, Ronnie 2-5; CALABRESE, Rob 1-1; HODGES, Brett 3-minus 18.

PASSING: Miami (Fla.) -Jacory Harris 20-26-0-293; Graig Cooper 0-1-0-0. **UCF** -HODGES, Brett 12-27-1-163; CALABRESE, Rob 1-4-0-13.

RECEIVING: Miami (Fla.) -LaRon Byrd 5-85; Leonard Hankerson 4-64; Travis Benjamin 4-46; Jimmy Graham 2-42; Thearon Collier 1-28; Tommy Streeter 1-12; Mike James 1-9; Dedrick Epps 1-5; Damien Berry 1-2. **UCF**-NEWSOME, Jamar 3-56; KAY, Ricky 2-28; GIOVANETTI, B. 2-23; ROSS, Rocky 2-12; AIKEN, Kamar 1-35; KELLY, Brendan 1-13; WATTERS, Brian 1-11; HARVEY, Brynn 1-minus 2.

 MIAMI HURRICANES 37	 GAME 7 CLEMSON TIGERS 40
---	--

SATURDAY, OCT. 24, 2009 - LAND SHARK STADIUM

Miami Gardens, Fla. (AP) - Kyle Parker threw a 26-yard touchdown pass to Jacoby Ford in overtime, giving Clemson a 40-37 win over No. 8 Miami on Saturday night.

Matt Boshier kicked a 22-yard field goal on Miami's overtime possession, but on third-and-11, Parker's third TD pass of the night gave the Tigers (4-3, 3-2 Atlantic Coast Conference) their first win over a ranked opponent in nine games -- and dealt Miami's ACC hopes a serious blow. C.J. Spiller had a 90-yard kickoff return and a school-record 310 all-purpose yards for Clemson.

Jacory Harris threw for two touchdowns for Miami (5-2, 2-2), but also threw three interceptions.

Since the start of the 1985 season, Miami is 136-2 when scoring 34 or more points.

The Hurricanes could have had fourth-and-goal from inside the Clemson 1 in OT after the Tigers were offside on Boshier's third field goal of the game. But they kept the points on the board, turning it over to the defense.

And Parker--who picked apart the middle of the field all day--found Ford, a South Florida native, for the winning score. Parker finished 25 of 37 for 326 yards.

It was the third meeting of these teams since Miami joined the ACC; all three went to overtime, and all three have been won by the road team.

Score by Quarters	1	2	3	4	OT	Score
Clemson	0	14	10	10	6	40
Miami (Fla.)	0	10	14	10	3	37

SCORING SUMMARY:

Qtr	Time	Team	Scoring play	Conversion	Plays-Yds	TOP	CU	UM
2nd	13:54	UM	Matt Boshier 49 yd field goal, 8-33 4:21, CU 0 - UM 3					
	05:21	CU	Palmer, M 15 yd pass from Parker, K (Jackson, R kick), 11-72 4:12, CU 7 - UM 3					
	00:57	UM	Damien Berry 23 yd run (Matt Boshier kick), 10-80 4:24, CU 7 - UM 10					
	00:46	CU	Spiller, C 90 yd kickoff return (Jackson, R kick), , CU 14 - UM 10					
3rd	10:52	UM	Leonard Hankerson 5 yd pass from Jacory Harris (Matt Boshier kick), 9-80 4:08, CU 14 - UM 17					
	05:49	CU	Spiller, C 56 yd pass from Parker, K (Jackson, R kick), 3-73 1:21, CU 21 - UM 17					
	04:43	UM	Marcus Robinson 53 yd fumble recovery (Matt Boshier kick), , CU 21 - UM 24					
	00:44	CU	Jackson, R 43 yd field goal, 10-48 3:58, CU 24 - UM 24					
4th	11:42	UM	Matt Boshier 51 yd field goal, 8-46 4:02, CU 24 - UM 27					
	09:40	CU	McDaniel, D 23 yd interception return (Jackson, R kick), , CU 31 - UM 27					
	09:20	UM	Travis Benjamin 69 yd pass from Jacory Harris (Matt Boshier kick), 1-69 0:20, CU 31 - UM 34					
	00:05	CU	Jackson, R 30 yd field goal, 10-47 3:18, CU 34 - UM 34					
OT	15:00	UM	Matt Boshier 22 yd field goal, 8-0 0:00, CU 34 - UM 37					
	15:00	CU	Ford, J 26 yd pass from Parker, K, 8-0 0:00, CU 40 - UM 37					

Attendance: 48453

TEAM STATISTICS	CU	UM
FIRST DOWNS	22	18
RUSHES-YARDS (NET)	34-84	35-177
PASSING YDS (NET)	326	256
Passes Att-Comp-Int	37-25-1	27-17-3
TOTAL OFFENSE PLAYS-YARDS	71-410	62-433
Fumble Returns-Yards	0-0	1-53
Punt Returns-Yards	0-0	1-3
Kickoff Returns-Yards	7-173	3-59
Interception Returns-Yards	3-50	1-0
Punts (Number-Avg)	3-45.3	3-46.3
Fumbles-Lost	3-2	2-1
Penalties-Yards	4-39	11-79
Possession Time	31:44	28:16
Third-Down Conversions	7 of 14	8 of 14
Fourth-Down Conversions	1 of 1	0 of 0
Red-Zone Scores-Chances	3-4	1-1
Sacks By: Number-Yards	3-19	2-38

INDIVIDUAL STATISTICS

RUSHING: Clemson-Spiller, C 14-81; Harper, J 6-19; Ford, J 2-16; Ellington, A 6-12; TEAM 1-minus 2; Parker, K 5-minus 42. **Miami (Fla.)**-Graig Cooper 17-99; Javarris James 6-56; Damien Berry 8-55; Travis Benjamin 1-minus 14; Jacory Harris 3-minus 19.

PASSING: Clemson-Parker, K 25-37-1-326. **Miami (Fla.)**-Jacory Harris 17-27-3-256.

RECEIVING: Clemson-Spiller, C 6-104; Palmer, M 5-74; Allen, D 4-36; Ellington, A 3-25; Ford, J 2-37; Ashe, T 2-26; Harper, J 2-9; Dye, X 1-15. **Miami (Fla.)**-Leonard Hankerson 5-87; Travis Benjamin 3-82; Thearon Collier 3-36; Dedrick Epps 2-27; LaRon Byrd 1-15; Jimmy Graham 1-8; Graig Cooper 1-4; Mike James 1-minus 3.

Miami (FL) (5 - 2 - 0)

Thru: 10/24/2009 - Week 8

SCHEDULE AND RESULTS

5-2-0 L-1

Atlantic Coast Conference Record: 2-2-0

Mon 09/07/2009	@ Florida St. *	38 - 34	W
Thu 09/17/2009	GEORGIA TECH *	33 - 17	W
Sat 09/26/2009	@ Virginia Tech	7 - 31	L
Sat 10/03/2009	OKLAHOMA	21 - 20	W
Sat 10/10/2009	FLORIDA A&M	48 - 16	W
Sat 10/17/2009	@ UCF *	27 - 7	W
Sat 10/24/2009	CLEMSON	37 - 40	L OT
Sat 10/31/2009	@ Wake Forest		
Sat 11/07/2009	VIRGINIA		
Sat 11/14/2009	@ North Carolina		
Sat 11/21/2009	DUKE		
Sat 11/28/2009	@ South Fla.		

HOME GAME IN CAPS * Night Game ^ Neutral Site
OT Overtime Game

TEAM RANKINGS

120 teams ranked in Football Bowl Subdivision
12 teams ranked in the Atlantic Coast Conference

Category	National Rank	Actual	National Leader	Actual	Conf Rank	Atlantic Coast Conference Leader	Actual
Rushing Offense	74	133.57	Nevada	320.14	5	Georgia Tech	291.63
Passing Offense	29	258.86	Texas Tech	418.88	4	Duke	322.57
Total Offense	50	392.43	Houston	536.57	4	Florida St.	427.71
Scoring Offense	33	30.14	Texas	41.86	4	Georgia Tech	32.63
Rushing Defense	48	126.43	Texas	41.29	4	North Carolina St.	95.71
Pass Efficiency Defense	64	125.46	Florida	86.83	6	Virginia	95.60
Total Defense	35	320.57	Florida	229.57	6	North Carolina	266.29
Scoring Defense	59	23.57	Penn St.	8.88	7	North Carolina	16.43
Net Punting	67	35.58	Georgia	44.06	9	Florida St.	38.38
Punt Returns	79	7.72	East Carolina	20.00	9	Georgia Tech	19.90
Kickoff Returns	23	24.59	Stanford	31.77	3	Clemson	26.87
Turnover Margin	T-83	-.43	Air Force	2.25	9	Georgia Tech	.63
Pass Defense	32	194.14	Eastern Mich.	124.43	5	Virginia	151.29
Passing Efficiency	13	155.53	Boise St.	168.22	3	Virginia Tech	162.32
Sacks	T-53	2.00	Cincinnati	4.14	6	Clemson	2.86
Tackles For Loss	13	7.71	Cincinnati	10.43	2	North Carolina	9.00
Sacks Allowed	T-95	2.71	Iowa St.	.50	8	Georgia Tech	.63

T=tied at this ranking

PLAYER RANKINGS

Player must have played in 75% of team's games
Summary of the top 100 national leaders and top 25 conference leaders
15 categories ranked

Category	Player	National Rank	Actual	National Leader	Actual	Conf Rank	Atlantic Coast Conference Leader	Actual
Rushing	Javarris James	89	59.71	Mathews (Fresno St.)	161.57	7	Williams (Virginia Tech)	119.14
	Graig Cooper		49.83			10		
	Damien Berry		39.57			13		
Passing Efficiency (Min. 15 Att./Game)	Jacory Harris	10	155.51	Moore (Boise St.)	172.15	3	Taylor (Virginia Tech)	159.86
Total Offense	Jacory Harris	42	236.14	Keenum (Houston)	399.71	5	Ponder (Florida St.)	330.43
	Javarris James		59.71			18		
	Graig Cooper		49.83			21		
	Damien Berry		39.57			24		
Receptions Per Game	Leonard Hankerson		2.86	Barnes (Bowling Green)	12.38	T-23	Kelly (Duke)	5.57
Receiving Yards Per Game	Leonard Hankerson		54.29	Barnes (Bowling Green)	131.75	12	Thomas (Georgia Tech)	93.38
	Travis Benjamin		51.71			15		
Interceptions	Brandon Harris		.14	Moore (UCLA)	1.00	T-20	McDaniel (Clemson)	1.00
	Colin McCarthy		.14			T-20		
Punting (Min. 3.6 Punts/Game)				Butler (Georgia)	49.38		Bowden (Virginia Tech)	44.15
Punt Returns (Min. 1.2 Ret./Game)	Travis Benjamin	51	6.33	Tarrant (Georgia Tech)	19.90	8	Tarrant (Georgia Tech)	19.90
Kickoff Returns (Min. 1.2 Ret./Game)	Graig Cooper	17	28.47	Roberts (Virginia Tech)	40.80	3	Roberts (Virginia Tech)	40.80
	Mike James	97	21.11			12		
Field Goals	Matt Boshier	T-36	1.29	Forbath (UCLA)	2.71	T-5	Jackson (Clemson)	2.43
Scoring	Matt Boshier	T-53	7.57	Dobbs (Navy)	13.71	8	Jackson (Clemson)	10.00
All-Purpose Runners	Graig Cooper	40	131.67	Spiller (Clemson)	207.86	4	Spiller (Clemson)	207.86
	Javarris James		67.43			25		
Sacks	Allen Bailey	T-40	.71	Miller (Texas A&M)	1.79	5	Morgan (Georgia Tech)	1.06
	Marcus Robinson		.43			T-11		
	Sean Spence		.29			T-20		
Tackles	Colin McCarthy		6.86	Messina (New Mexico)	13.86	T-9	Wujciak (Maryland)	11.00
	Darryl Sharpton		6.57			T-13		
Tackles For Loss	Allen Bailey		.93	Schofield (Wisconsin)	2.36	10	Quinn (North Carolina)	1.57
	Colin McCarthy		.86			T-12		
	Sean Spence		.79			T-15		
	Marcus Robinson		.71			T-25		
	Joe Joseph		.71			T-25		

T=tied at this ranking