



VIRGINIA

VIRGINIA ATHLETICS MEDIA RELATIONS
295 Massie Road, Room 154
Charlottesville, VA 22904
Men's Basketball Contact: Erich Bacher
OFFICE: (434) 982-5530 • **CELL:** (720) 318-5538
E-mail: bacher@virginia.edu
ON THE WEB: VirginiaSports.com
ON TWITTER: @UVMensHoops, @ErichJBacher

20 NCAA TOURNAMENT APPEARANCES • 2 NCAA FINAL FOUR BERTHS • 13 NIT APPEARANCES • 9 ALL-AMERICANS • 23 ALL-ACC FIRST TEAM SELECTIONS

GAME INFORMATION

Date / Time: Monday, Feb. 20, 2017 / 7 p.m. ET

Site: Charlottesville, Va. / John Paul Jones Arena (14,623)

TV: ESPN; **Online:** ACC Network Extra

Sean McDonough (PxP), Doris Burke (analyst), Allison Williams (reporter)

Virginia Sports Radio Network: Dave Koehn (pxp), Ted Jeffries (analyst)

Satellite Radio: Sirius (136), XM (193)

Live Stats/Twitter: VirginiaSports.com/@UVMensHoops

Virginia vs. Miami: 9-11

Charlottesville: 6-3 (5-1 John Paul Jones Arena)

Coral Gables: 1-7 (1-6 BankUnited Center)

Neutral: 2-1 (2-0 Verizon Center, Washington, D.C.)

First Meeting: Feb. 10, 1966 (L, 80-75 at Miami)

Last Meeting: March 11, 2016 (W, 73-68 in Greensboro, N.C.)

Winning Streak: Virginia, 1 game

2016-17 SCHEDULE/RESULTS (18-8, 8-6 ACC)

Date	Opponent	TV	Time/Result
Nov. 11	[8/7] at UNC Greensboro	ESPN3	W, 76-51
Nov. 15	[8/7] ST. FRANCIS BROOKLYN ^	ACCNE	W, 72-32
Nov. 20	[8/7] YALE	ACCNE	W, 62-38
Nov. 22	[7/6] GRAMBLING STATE ^	RSN	W, 90-34
Nov. 25	[7/6] vs. Iowa ^	CBSSN	W, 74-41
Nov. 26	[7/6] vs. Providence ^	CBSSN	W, 63-52
Nov. 30	[6/6] OHIO STATE [RV] %	ESPN2	W, 63-61
Dec. 3	[6/6] WEST VIRGINIA [25/19]	ESPN	L, 66-57
Dec. 6	[14/12] EAST CAROLINA	RSN	W, 76-53
Dec. 17	[13/12] ROBERT MORRIS	ESPN	W, 79-39
Dec. 21	[12/12] at California [---/RV]	ESPN2	W, 56-52
Dec. 28	[12/11] at Louisville *[6/7]	ESPN2	W, 61-53
Dec. 31	[12/11] FLORIDA ST. * [20/20]	ESPN	L, 60-58
Jan. 4	[11/12] at Pittsburgh *	RSN	L, 88-76 (OT)
Jan. 8	[11/12] WAKE FOREST *	ESPN	W, 79-62
Jan. 14	[19/18] at Clemson * [RV/RV]	ACCN	W, 77-73
Jan. 18	[16/16] at Boston College *	ACCN	W, 71-54
Jan. 21	[16/16] GEORGIA TECH *	ACCN	W, 62-49
Jan. 24	[12/13] at Notre Dame * [14/12]	ACCN	W, 71-54
Jan. 29	[12/13] at Villanova [1/2]	Fox	L, 61-59
Feb. 1	[9/11] VA. TECH * [RV/---]	ACCN	W, 71-48
Feb. 4	[9/11] at Syracuse *	ESPN2	L, 66-62
Feb. 6	[12/13] LOUISVILLE * [4/4]	ESPN	W, 71-55
Feb. 12	[12/13] at Virginia Tech *	ESPN	L, 80-78 (2OT)
Feb. 15	[14/15] DUKE * [12/14]	ESPN2	L, 65-55
Feb. 18	[14/15] at UNC * [10/9]	ESPN	L, 65-41
Feb. 20	[14/15] MIAMI * [---/RV]	ESPN	7 p.m.
Feb. 25	[14/15] at NC State *	ESPN	Noon
Feb. 27	NORTH CAROLINA *	ESPN	7 p.m.
Mar. 4	PITTSBURGH *	ACCN	Noon
Mar. 7-11	at ACC Tournament	TBA	TBA

HOME GAMES IN BOLD CAPS

^ - Emerald Coast Classic

% - ACC/Big Ten Challenge

* - ACC game

All Times Eastern

PRONUNCIATION GUIDE

MAMADI DIAKITE mama-DEE, dee-ah-KEE-tay
 TREVON Gross Jr. TRAY-von
 Jarred REUTER ROY-tur
 Marial SHAYOK SHAY-ock
 London PERRANTES per-N-tez



VS.



[14/15] VIRGINIA CAVALIERS (18-8, 8-6 ACC)

Head Coach: Tony Bennett (Green Bay, 1992)

Record at UVA: 183-80 (8th season); Career Record: 252-113 (11th season)

[---/RV] MIAMI HURRICANES (18-8, 8-6 ACC)

Head Coach: Jim Larranaga (Providence, 1971)

Record at Miami: 136-65 (6th season), Career Record: 606-399 (33rd season)

FOR OPENERS

- UVA will retire Malcolm Brogdon's No. 15 prior to the game and Brogdon will also be honored at halftime.
- UVA has lost three straight games in a season for the first time since January of 2011 and looks to avoid its first four-game losing streak since losing eight straight games in Tony Bennett's first season at UVA in 2009-10.
- The Cavaliers seek their eighth straight season with 11 or more home wins.
- As of Feb. 19, UVA, Miami and Syracuse are tied for sixth in the ACC at 8-6.
- The Cavaliers rank first nationally in scoring defense at 55.8 ppg.
- London Perrantes leads UVA in scoring at 12.6 points per game, marking the lowest scoring average to lead any UVA team in a single season (Malcolm Brogdon 12.7 ppg in 2013-14).

ALL-TIME AGAINST MIAMI

- UVA is 9-11 all-time vs. Miami in the series that began in 1965-66.
- The Cavaliers went 2-1 against the Hurricanes last season, including a regular-season win in Charlottesville (66-58) and postseason win in the ACC Tournament in Washington, D.C. (73-68).
- UVA is 6-3 against Miami in Charlottesville, including a 5-1 mark at John Paul Jones Arena.
- The Cavaliers have a four-game winning streak against the Hurricanes in Charlottesville.
- Head coach Tony Bennett is 6-5 all-time against Miami.
- London Perrantes is Virginia's current career leading scorer against Miami, averaging 14.8 points and 4.9 assists in five career games.
- Perrantes tallied his career high of 26 points at Miami during his sophomore season in 2014-15.

LAST TIME VS. THE HURRICANES

- Two-time All-American Malcolm Brogdon had a game-high 24 points to lead No. 2 seed Virginia to a 73-68 win over No. 3 seed Miami in the ACC Tournament semifinals on March 11, 2016.
- London Perrantes scored 11 points, while Marial Shayok came off the bench to add 10 points.
- Ja'Quan Newton paced Miami with 19 points.
- UVA shot 52 percent from the field and forced 16 Miami turnovers, leading to 19 points.
- Virginia out-rebounded Miami, 26-25, and did not trail in the game.

LAST TIME OUT

- Justin Jackson scored a game-high 20 points as No. 10 North Carolina handed No. 14 Virginia a 65-41 loss on Saturday, Feb. 18.
- Jackson tallied 18 points in the first half as Carolina led 34-22.
- The loss was UVA's worst since a 35-point defeat at Tennessee on Dec. 30, 2013.
- UVA had season lows in points, field goals (15) and field goal percentage (27.8%).
- Marial Shayok led with 13 points and London Perrantes added 12.
- UVA was 2 of 20 from 3-point range and was out-rebounded 44-26.

MORE ABOUT MALCOLM

- Malcolm Brogdon ranks ninth on UVA's all-time scoring list with 1,809 points. He ranks first in most UVA wins played career (110) and free throw percentage (87.6%), second in games played (136), fifth in minutes played (4,157), seventh in 3-point field goal percentage (36.5%), eighth in 3-pointers (185) and ninth in free throws (422).
- Brogdon earned consensus first-team All-America and NABC Defensive Player of the Year honors in 2016 after becoming the first player to be named ACC Player of the Year and Defensive Player of the Year in the same season. The three-time All-ACC first-team performer earned consensus second-team All-America honors in 2015.
- He helped Virginia to four NCAA tournaments, two ACC regular-season titles and one ACC Tournament championship.
- The other UVA men's basketball players whose numbers have been retired are Jeff Lamp (3), Barry Parkhill (40), Ralph Sampson (50), Sean Singletary (44), Bryant Stith (20), Wally Walker (41) and Buzzy Wilkinson (14).
- Brogdon, who is averaging 9.4 points and 4.2 assists for the NBA's Milwaukee Bucks, competed in the BBVA Compass Rising Stars Challenge at All-Star Weekend on Feb. 17 in New Orleans.

UVA IN KEN POM EFFICIENCY RATINGS

- As of Feb. 19, UVA ranks Nos. 1, 8 and 33 in the KenPom.com adjusted defense, overall and adjusted offense efficiency ratings, respectively.
- UVA is shooting 47.8 percent from the field, 37.6 percent from 3-point range and 71.6 percent from the free throw line.
- UVA scored a Tony Bennett era high 90 points vs. Grambling State.
- UVA has shot 50 percent or better in 10 games.

VIRGINIA'S STARTING LINEUP AT NORTH CAROLINA (2/17/17)

Pos.	No.	Player (Hometown)	Yr.	Ht.	Wt.	PPG	RPG	NOTES
G	32	London Perrantes (Los Angeles, Calif.)	Sr.	6-2	197	12.6	3.8(A)	15.3 ppg in ACC action; 4 20-point games in 2016-17
G	4	Marial Shayok (Ontario, Canada)	Jr.	6-5	196	9.7	2.7	Career-high 19 points vs. GT; 10.5 ppg in ACC play
G	0	Devon Hall (Virginia Beach, Va.)	R-Jr.	6-5	207	8.2	4.4	Averaging 10.1 points & 5.3 rebounds in ACC play
F	21	Isaiah Wilkins (Lilburn, Ga.)	Jr.	6-7	225	7.5	6.3	Leads UVA in rebounds, blocks & steals
C	33	Jack Salt (Auckland, New Zealand)	R-So.	6-11	247	3.7	3.8	Averaging 4.1 rebounds in ACC play

OFF THE BENCH

G	51	Darius Thompson (Murfreesboro, Tenn.)	R-Jr.	6-4	196	6.2	1.7	Scored 10+ pts in 9 games; 10p, 4r, 4a vs. UL (2/6/17)
G	11	Ty Jerome (New Rochelle, N.Y.)	Fr.	6-5	192	3.8	1.2	Career-high 15 pts at Villanova; 7.9 ppg last 8 games
G	5	Kyle Guy (Indianapolis, Ind.)	Fr.	6-3	165	7.3	1.4	46.6% 3FGs; 12 points at VT & 10+ points in 7 games
F	31	Jarred Reuter (Marion, Mass.)	So.	6-7	245	4.3	2.6	60.8% FGs & 81% FTs; 10 points at Pitt
F	25	Mamadi Diakite (Guinea, Africa)	R-Fr.	6-9	214	3.9	2.5	T-1st on team with 35 blocks; 9 blocks last 3 games

VIRGINIA HEAD COACH TONY BENNETT

- Head coach Tony Bennett has a 183-80 (.696) mark in eight seasons at Virginia and 252-113 (.690) career mark in 11 seasons overall.
- Bennett guided UVA to a school-record 89 wins over three seasons from 2014-16, eclipsing 88 wins from 1981-83.
- Bennett-coached teams have led the nation in scoring defense three times (2008-09, 2013-14 & 2014-15), and finished in the top-five nationally in seven of 10 seasons.
- Bennett has led the Cavaliers to five consecutive postseason tournaments (NCAA in 2012, 2014, 2015 and 2016, and NIT in 2013).
- In 2015-16, Bennett led UVA to its third consecutive NCAA Tournament and first NCAA Elite Eight appearance since 1995 with 29 wins.
- Bennett was named 2015 USBWA National Coach of the Year and ACC Coach of the Year after leading Virginia to a school-record tying 30 wins and its second consecutive ACC regular-season title.
- Bennett led the Cavaliers to 30 wins in back-to-back seasons (2014-2015) for the first time in school history.
- In 2013-14, Bennett guided UVA to its first ACC regular season and tournament championship (first since 1976) in the same season.
- Bennett-coached teams are 87-3 when holding opponents to fewer than 50 points during his 11-year coaching career.
- Bennett is one of 28 current Division I head coaches who played in the NBA.

THERE'S NO PLACE LIKE HOME

- Virginia is 148-39 (.791), including a 10-3 mark in 2016-17, in 11 seasons at John Paul Jones Arena.
- West Virginia ended UVA's JPY-record, 24-game home winning streak on Dec. 3, 2015.
- The Cavaliers finished undefeated at home (15-0) in 2015-16 for the first time since 1981-82 (12-0).
- UVA is 110-23 (.827), including a 75-8 (.904) mark the past five seasons, at home under head coach Tony Bennett.
- Virginia is 39-3 in ACC home games over the past five seasons.
- UVA has won 11 or more home games for seven straight seasons.

UVA RANKED NO. 14/15 IN LATEST POLLS

- UVA is ranked No. 14 in the latest AP poll and No. 15 in USA Today Coaches' poll.
- UVA has ranked in the top 15 in 56 of the last 58 polls.
- UVA was ranked in top 10 in the preseason rankings (No. 8/7) for the third straight season, matching a school-best from 1981-83.
- UVA has been ranked in 60 consecutive AP polls since Feb. 3, 2014.
- UVA has finished in the top 10 (No. 3 in 2014 & No. 6 in 2015 and No. 4 in 2016) in the final AP rankings in three consecutive seasons for the first time since 1981-83.

IN THE NATIONAL RANKINGS

- As of Feb. 19, UVA ranks first nationally in scoring defense (55.8 ppg), third in turnovers per game (9.8), 10th in assist-to-turnover ratio (1.48), 19th in scoring margin (+11.8), 22nd in field goal percentage defense (39.9%), 24th in fouls per game (16.3) and 34th in field goal percentage (47.8%).
- UVA has held four opponents to fewer than 40 points and was the first team in Division I to hold three straight opponents (St. Francis Brooklyn, Yale and Grambling State) to fewer than 40 points in the last 20 years.
- UVA was also the first team in ACC history (1953-present) to hold three straight opponents to fewer than 40 points.
- The Cavaliers have held 15 of their opponents to 55 or fewer points and seven opponents to 50 or fewer points.

HOW ARE THESE WAHOOS?

- UVA is led by senior point guard London Perrantes, who is averaging team highs in points (12.6 ppg) and assists (3.8 apg).
- Isaiah Wilkins (7.5 ppg & 6.5 rpg) leads the team in rebounding, blocked shots (35) and steals (27).
- Devon Hall is averaging 8.2 points and 4.4 rebounds, while Marial Shayok is averaging 9.7 points.
- Kyle Guy is averaging 7.3 points to top all UVA rookies and Darius Thompson has added 6.2 points per game.
- Jack Salt is averaging 3.7 points and 3.8 rebounds, while Ty Jerome, Mamadi Diakite and Jarred Reuter are key role players off the bench.

NAT'L DEFENSIVE PPG RANKINGS UNDER TONY BENNETT

Year	School	Pts/Gm	Rank
2006-07	Washington State	59.5	17th
2007-08	Washington State	56.4	3rd
2008-09	Washington State	55.4	1st
2009-10	Virginia	63.6	54th
2010-11	Virginia	62.4	36th
2011-12	Virginia	54.2	2nd
2012-13	Virginia	55.6	5th
2013-14	Virginia	55.7	1st
2014-15	Virginia	51.5	1st
2015-16	Virginia	60.1	2nd
2016-17	Virginia	55.8	1st

GETTING DEFENSIVE

- Virginia has limited its opponents to 10 scoring droughts of five or more minutes.
- The Cavaliers held UNCG scoreless for 11:19 spanning halftime and St. Francis Brooklyn went scoreless for 10:11 in the first half.
- UVA held Grambling State scoreless for 9:46 spanning halftime and Yale went scoreless for 8:48.

OPPONENTS' SCORELESS DROUGHTS

Time	Opponent	Half
11:19	at UNCG	1st/2nd
10:11	St. Francis Brooklyn	1st
9:46	Grambling State	1st/2nd
8:48	Yale	2nd
6:53	Grambling State	2nd
6:50	St. Francis Brooklyn	2nd
5:37	Robert Morris	2nd
5:31	West Virginia	1st
5:25	at Boston College	1st
5:08	vs. Iowa	1st

GOING ON A RUN

- Virginia has had scoring runs of 10 or more consecutive points in 14 games this season (17 total).
- UVA went on a 26-0 run to close the first half against Grambling State and tallied a 22-0 run at UNCG spanning halftime.
- UVA's 13-0 run against Ohio State helped erase a 16-point deficit in the 63-61 win over the Buckeyes.

UVA SCORING RUNS IN 2016-17


Time	Opponent	Half
26-0	Grambling State	1st
22-0	at UNCG	1st/2nd
20-0	St. Francis Brooklyn	1st
16-0	Yale	2nd
15-0	Grambling State	2nd
15-0	at Boston College	1st
13-0	Ohio State	1st/2nd
13-0	West Virginia	1st
13-0	Robert Morris	1st
13-0	at Virginia Tech	1st
12-0	Robert Morris	2nd
11-0	vs. Iowa	1st
11-0	Robert Morris	2nd
10-0	East Carolina	1st
10-0	Wake Forest	2nd
10-0	Virginia Tech	1st
10-0	vs. Louisville	1st/2nd

HOLDING FOES UNDER 50

- Virginia is 62-2 when holding opponents under 50 points in the Tony Bennett era.
- Bennett-coached teams are 87-3 when holding opponents to fewer than 50 points (25-1 in three years at Washington State).
- UVA has held four opponents (St. Francis Brooklyn, Yale, Grambling State and Robert Morris) under 40 points this season and is 18-0 under Bennett when limiting foes to 40 or fewer points.

THE ELECTRIC 70s

- Virginia is 92-6 when scoring at least 70 points under Tony Bennett and 91-72 when scoring under 70 points.



HEAD COACH

TONY BENNETT

8TH SEASON

PERSONAL

Birthdate: June 1, 1969

Birthplace: Clintonville, Wis.

Family: wife, Laurel; daughter, Anna; son, Eli

EDUCATION

College: Green Bay, 1992

COACHING EXPERIENCE

1999-00	Wisconsin (staff volunteer)
2000-01	Wisconsin (assistant coach)
2003-04	Washington State (assistant coach)
2004-06	Washington State (associate head coach)
2006-09	Washington State (head coach)
2009-	Virginia (head coach)

THE BENNETT RECORD

Year	School	Record (Conf)	Postseason
2006-07	Washington St.	26-8 (13-5)	NCAA 2nd Round
2007-08	Washington St.	26-9 (11-7)	NCAA Sweet 16
2008-09	Washington St.	17-16 (8-10)	NIT 1st Round
2009-10	Virginia	15-16 (5-11)	
2010-11	Virginia	16-15 (7-9)	
2011-12	Virginia	22-10 (9-7)	NCAA 2nd Round
2012-13	Virginia	23-12 (11-7)	NIT Quarterfinals
2013-14	Virginia	30-7 (16-2)	NCAA Sweet 16
2014-15	Virginia	30-4 (16-2)	NCAA Third Round
2015-16	Virginia	29-8 (13-5)	NCAA Elite Eight
2016-17	Virginia	18-8 (8-6)	
Total	11th season	252-113	
Virginia	8th season	183-80	

BENNETT VS. 2016-17 OPPONENTS

Opponent	Career	Virginia
Boston College	7-4	7-4
California	5-3	2-0
Clemson	8-3	8-3
Duke	2-9	2-9
East Carolina	1-0	1-0
Florida State	6-7	6-7
Georgia Tech	9-2	9-2
Grambling State	1-0	1-0
Iowa	1-1	1-1
Louisville	5-1	5-1
Memphis	1-0	1-0
Miami	6-5	6-5
North Carolina	5-8	5-7
UNC Greensboro	1-0	1-0
NC State	9-2	9-2
Notre Dame	6-0	5-0
Ohio State	2-0	2-0
Pitt	4-2	4-1
Providence	1-0	1-0
Robert Morris	1-0	1-0
St. Francis Brooklyn	1-0	1-0
Syracuse	3-2	3-2
Villanova	1-1	1-1
Virginia Tech	11-5	11-5
Wake Forest	6-4	6-4
West Virginia	1-1	1-1
Yale	1-0	1-0

NATIONAL RANKINGS

ASSOCIATED PRESS (Monday, Feb. 13)

1	Gonzaga (60)	26-0	1,620
2	Villanova (5)	24-2	1,564
3	Kansas	22-3	1,493
4	Baylor	22-3	1,394
5	Arizona	23-3	1,301
6	UCLA	23-3	1,276
7	Oregon	22-4	1,229
8	Louisville	20-5	1,204
9	West Virginia	20-5	1,012
10	North Carolina	21-5	1,005
11	Wisconsin	21-4	868
12	Duke	20-5	857
13	Kentucky	20-5	854
14	Virginia	18-6	825
15	Florida	20-5	717
16	Purdue	20-5	682
17	Florida State	21-5	665
18	Cincinnati	22-3	634
19	SMU	22-4	415
20	Creighton	21-4	298
21	South Carolina	20-5	296
22	Saint Mary's	22-3	269
23	Maryland	21-4	136
24	Butler	19-6	129
25	Notre Dame	19-7	122

Others receiving votes: Wichita State 87, Xavier 72, Northwestern 60, USC 16, VCU 14, Dayton 4, Middle Tennessee 3, Monmouth 2, Oklahoma State 1, Vermont 1

USA TODAY COACHES (Monday, Feb. 13)

1	Gonzaga (29)	26-0	797
2	Villanova (3)	24-2	770
3	Kansas	22-3	735
4	Baylor	22-3	665
5	UCLA	23-3	636
6	Arizona	23-3	620
7	Louisville	20-5	607
8	Oregon	22-4	581
9	North Carolina	21-5	511
10	Wisconsin	21-4	494
11	Kentucky	20-5	456
12	West Virginia	20-5	448
13	Florida	20-5	371
14	Duke	20-5	367
15	Virginia	18-6	363
16	Purdue	20-5	318
17	Cincinnati	22-3	312
18	Florida State	21-5	268
19	South Carolina	20-5	198
20	Notre Dame	19-7	167
21	Saint Mary's	22-3	131
22	Creighton	21-4	130
23	SMU	22-4	127
24	Maryland	21-4	90
25	Butler	19-6	80

Others receiving votes: Xavier 56, Northwestern 27, USC 24, Wichita State 19, Dayton 8, Kansas State 7, **Miami 7**, Middle Tennessee 6, New Mexico State 2, Akron 2

2016-17 Opponents in Bold

COMING UP CLOSE

- UVA has held a lead in each of its eight losses this season, including double-digit leads in four losses (West Virginia, Villanova, Syracuse & Virginia Tech).
- Three opposing players (Florida State's Dwayne Bacon, Villanova's Donte DiVincenzo and Virginia Tech's Seth Allen) have made game-winning shots at or near the final buzzer.

VIRGINIA LEADS IN ITS EIGHT LOSSES

UVA LEAD	DATE	OPPONENT	FINAL SCORE
11	Dec. 3, 2016	West Virginia	L, 66-57
9	Dec. 31, 2016	Florida State	L, 60-58
3	Jan. 4, 2017	at Pitt	L, 88-76 OT
13	Jan. 29, 2017	at Villanova	L, 61-59
12	Feb. 4, 2017	at Syracuse	L, 66-62
14	Feb. 12, 2017	at Virginia Tech	L, 80-78 2OT
5	Feb. 15, 2017	Duke	L, 65-55
3	Feb. 18, 2017	at North Carolina	L, 65-41

ABOUT THE 2016-17 SCHEDULE

- Seven of UVA's opponents are ranked in the latest AP poll (Villanova, Louisville, West Virginia, North Carolina, Duke, Florida State and Notre Dame).
- The Cavaliers will play 13 games against 2016 NCAA Tournament teams: home games against Duke, North Carolina, West Virginia, Miami, Pitt and Yale; road contests at Villanova, North Carolina, Syracuse, California, Pitt and Notre Dame; and a neutral-site tilt against Iowa in the Emerald Coast Classic in Niceville, Fla.

UVA VS. RANKED OPPONENTS

- Virginia is 3-5 vs. ranked opponents, including wins against then-No. 6 Louisville, then-No. 14 Notre Dame and No. 4 Louisville.
- UVA's 61-53 road win at then-No. 6 Louisville marked the Cavaliers' first top-10 road win since the 2002-03 season (86-78 vs. then-No. 8 Maryland).
- UVA is 25-28 against ranked opponents in the Tony Bennett era.
- UVA is 140-324 vs. ranked opponents, including a 26-120 mark against top-5 foes, since 1953-54.
- UVA is 1-29 all-time vs. No. 1-ranked opponents (86-73 win vs. No. 1 North Carolina on Jan. 30, 1986).
- UVA tied a school mark with eight wins vs. ranked foes in 2015-16.

SUPER MARIAL HAS DELIVERED

- UVA junior Marial Shayok is enjoying his most consistent season at UVA, averaging a career-high 9.7 points and 2.7 rebounds.
- Shayok has 10+ points in 13 games.
- Shayok had a career-high 19 points vs. Georgia Tech and added 17 points against Wake Forest (1/8/17) and Clemson (1/14/17).

2016-17 UNIVERSITY OF VIRGINIA CAVALIERS

No.	Name	Pos.	Ht.	Wt.	Yr.	Hometown/High School [Previous College]
0	Devon Hall **	G	6-5	207	R-Jr.	Virginia Beach, Va./Cape Henry Collegiate
2	Justice Bartley *	G	6-5	212	So.	Lilburn, Ga./Montrose Christian School (Md.)
4	Marial Shayok **	G	6-5	196	Jr.	Ottawa, Canada/Blair Academy (N.J.)
5	Kyle Guy	G	6-3	165	Fr.	Indianapolis, Ind./Lawrence Central
10	Trevon Gross Jr.	G	6-3	206	So.	Jackson, N.J./St. Benedict's Prep
11	Ty Jerome	G	6-5	192	Fr.	New Rochelle, N.Y./Iona Prep
12	De'Andre Hunter	G	6-7	212	Fr.	Philadelphia, Pa./Friends' Central School
21	Isaiah Wilkins **	F	6-7	225	Jr.	Lilburn, Ga./Greater Atlanta Christian
25	Mamadi Diakite	F	6-9	214	R-Fr.	Conakry, Guinea, Africa/Blue Ridge School (Va.)
30	Jay Huff	F	6-11	215	Fr.	Durham, N.Y./Voyager Academy
31	Jarred Reuter *	F	6-7	245	So.	Marion, Mass./Brewster Academy (N.H.)
32	London Perrantes ***	G	6-2	197	Sr.	Los Angeles, Calif./Crespi Carmelite
33	Jack Salt *	C	6-11	247	R-So.	Auckland, New Zealand/Westlake
51	Darius Thompson *	G	6-4	196	R-Jr.	Murfreesboro, Tenn./Blackman [Tennessee]

* - Letters earned

Head Coach: Tony Bennett (Green Bay '92/eighth season); **Associate Head Coach:** Ron Sanchez (SUNY-Oneonta '97/eighth season)

Assistant Coaches: Jason Williford (Virginia '95/seventh season); Brad Soderberg (UW-Stevens Point '85/second season)

Director of Recruiting/Player Development: Orlando Vandross (American International College '92/second season)

Director of Scouting/Recruiting: Larry Mangino (Montclair State '83/first season)

Technology Assistant: Johnny Carpenter (Virginia '13/second season)

Associate Athletics Director for Men's Basketball: Ronnie Wideman (Washington State '06/eighth season)

Strength and Conditioning Coach: Mike Curtis (Virginia '98/eighth season); **Athletic Trainer:** Ethan Saliba (Kansas '79/34th season)

LEAVING ITS BENCH(MARK)

- UVA has outscored its opponents 700-341 off the bench this season.
- The Cavaliers are averaging 26.9 points off the bench, while opponents are averaging 13.1 bench points.
- UVA scored a season-high 61 points off the bench against Grambling and had a 20-0 advantage over Providence off the bench.
- West Virginia (27-20), Clemson (26-16), Virginia Tech (19-16 & 33-28) and North Carolina (8-7) are the five opponents to outscore UVA off the bench in 2016-17.

ZAY PAVES THE WAY

- Junior Isaiah Wilkins leads the team in rebounding (6.3 rpg), blocked shots (35) and steals (27) and could become the first Cavalier since Travis Watson in 2002-03 to lead the team in those three categories.
- Wilkins had a career-high 15 points vs. Virginia Tech (2/1/17).
- Wilkins tied a school record with 12 consecutive made field goals from Jan. 29-Feb. 1 (Bobby Stokes 1977-78).
- He recorded his first career double-double with 13 points, 11 rebounds and career-high tying five blocks vs. Louisville (2/6/17).
- He had a career-high five blocked shots vs. Wake Forest (1/8/17) and matched a career best with 13 rebounds at Clemson (1/14/17).

HALL OF A PLAYER

- Redshirt junior Devon Hall is enjoying his best season at UVA, averaging career highs in points (8.4), rebounds (4.4), 3-point percentage (36.4%), free throw percentage (79.5%) and minutes (26.4).
- Hall, who has started 46 consecutive games dating back to last season, tallied a career high 17 points and career-high tying nine rebounds vs. Virginia Tech (2/1/17).
- Hall is averaging 10.1 points and 5.3 rebounds during ACC play.
- Hall has scored 10+ points in nine ACC games (11 overall).

THIS GUY GETS BUCKETS

- Kyle Guy is averaging 7.3 points in his first year at UVA.
- Guy's 7.3 points per game average in his rookie season under head coach Tony Bennett ranks higher than former UVA great Malcolm Brogdon (6.7 ppg) and current UVA guard London Perrantes (5.5 ppg).
- Guy has scored 10+ points in eight games and scored a career-high 20 points against Grambling State, 17 points at Cal (12/21/16), 14 at Syracuse (2/4/17) at 12 at Virginia Tech (2/12/17).
- Guy is shooting 46.6 percent from 3-point range and 76.7 percent from the charity stripe.

LONDON CALLING

- Preseason All-ACC first-team selection London Perrantes is averaging 12.6 points, 3.8 assists and 3.2 rebounds in 2016-17.
- Perrantes had a season-high 25 points at Clemson (1/14/17), 24 points against Wake Forest (1/8/17) and 22 at Notre Dame (1/24/17) and Virginia Tech (2/12/17).
- He enjoyed a breakout season in 2015-16, averaging career highs in points (11), field goal percentage (43.9%) and ACC-leading 3-point field goal percentage (48.8%).
- Perrantes has led UVA in assists in each of the last three seasons and has a career 2.7 assist-to-turnover ratio (539 assists, 198 turnovers) in 130 games (126 starts).
- He was named All-ACC Honorable Mention in each of the past two seasons and earned All-ACC Freshman Team honors in 2013-14.
- Perrantes is one of four Cavaliers in school history to record 1,000 points and 500 assists (John Crotty, Sean Singletary & Donald Hand).
- Perrantes ranks second all-time at UVA in 3-point percentage (41.2%), fourth in assists (539), fifth in starts (126), seventh in 3-pointers (198), 10th in games (130) and 42nd in points (1,112).

ACC STATISTICALLY SPEAKING

- As of Feb. 19, Isaiah Wilkins ranks ninth in blocked shots (1.35 bpg), ninth in offensive rebounds (2.54 rpg) and 17th in rebounding (6.3 rpg) in all games. London Perrantes ranks seventh in assist-to-turnover ratio (2.18), while Mamadi Diakite ranks sixth in blocked shots (1.46 bpg).
- In ACC games, Perrantes ranks 18th in scoring (15.3 ppg). Isaiah Wilkins ranks third in offensive rebounds (3.0 rpg), eighth in blocked shots (1.36 bpg) and 10th in rebounding (7.1 rpg).

RECORDS WATCH

- Perrantes ranks sixth on Virginia's most wins played list with 103. Perrantes needs eight wins to become UVA's all-time winningest player (110 by Malcolm Brogdon).
- Perrantes is fourth on UVA's career assist list with 539 assists and needs 49 assists to pass Sean Singletary (2005-08, 587 assists) for third on the list.
- Perrantes is second all-time on UVA's career 3-point percentage list at 41.2 percent.
- Perrantes ranks seventh on UVA's career 3-pointer list with 198 and needs three 3-pointers to pass Sammy Zeglinski (2008-12, 200 3-pointers) for sixth on the list.
- Perrantes is fifth at UVA with 126 career starts and needs three more starts to become Virginia's all-time leader.
- Perrantes ranks 10th on the UVA career minutes average list at 32.0 per game.
- He ranks 42nd all-time at UVA with 1,112 career points and needs 20 points to move into 41st.

ACC LEGEND

- Junior Burrough is UVA's 2017 ACC Men's Basketball Tournament Legend.
- Burrough was a standout player at Virginia from 1992-95. He ranks sixth all-time in scoring with 1,970 points and fourth in rebounding with 929.
- Burrough helped UVA to three NCAA tournaments and an NIT championship in 1992.

VIRGINIA PICKED 3RD IN THE ACC

- UVA was picked to finish third in the ACC preseason poll after finishing at or higher than their predicted finish in each of the last eight seasons.
- Duke is the preseason favorite, followed by North Carolina, Virginia, Louisville, Syracuse, NC State, Notre Dame, Florida State, Miami, Virginia Tech, Clemson, Pitt, Wake Forest, Georgia Tech and Boston College.

VIRGINIA RECORD BOOK**MOST VIRGINIA WINS PLAYED CAREER**

NO.	NAME	WINS
1.	Malcolm Brogdon (2012-16).....	110
2.	Ralph Sampson (1980-83)	109
	Ricky Stokes (1981-84)	109
	Mike Tobey (2013-16)	109
5.	Craig Robinson (1980-83)	107
6.	Evan Nolte (2013-16)	106
7.	London Perrantes (2014-pres.)	103
8.	Othell Wilson (1981-84)	102

CAREER ASSISTS

NO.	NAME	ASSISTS
1.	John Crotty (1988-91)	683
2.	Jeff Jones (1979-82)	598
3.	Sean Singletary (2005-08)	587
4.	London Perrantes (2014-)	539
5.	Donald Hand (1998-01)	529

CAREER 3-POINT PERCENTAGE

NO.	NAME	FG-FGA	FG%
1.	Keith Friel (2000-01)	107-254	.421
2.	London Perrantes (2014-)	197-476	.412
3.	Joe Harris (2011-14)	263-646	.407
4.	Todd Billet (2003-04)	156-398	.392
5.	Curtis Staples (1995-98)	413-1079	.383

CAREER 3-POINTERS

NO.	NAME	3-POINTERS
1.	Curtis Staples (1995-98)	413
2.	Joe Harris (2011-14)	263
3.	Harold Deane (1994-97)	237
4.	Sean Singletary (2005-08)	222
5.	J.R. Reynolds (2004-07)	221
6.	Sammy Zeglinski (2008-12)	200
7.	London Perrantes (2014-)	197
8.	Malcolm Brogdon (2012-16)	185

CAREER STARTS

NO.	NAME	STARTS
1.	Joe Harris (2013-14)	128
	Ralph Sampson (1980-83)	128
	Bryant Stith (1989-92)	128
4.	Ted Jeffries (1990-93)	127
5.	London Perrantes (2014-pres.)	126
6.	Junior Burrough (1992-95)	125
7.	Sean Singletary (2005-08)	123
8.	Jeff Lamp (1978-81)	122

CAREER POINTS

NO.	NAME	POINTS
1.	Bryant Stith (1989-92)	2,516
2.	Jeff Lamp (1978-81)	2,317
3.	Buzzy Wilkinson (1953-55)	2,233
4.	Ralph Sampson (1980-83)	2,228
5.	Sean Singletary (2005-08)	2,079
38.	Chip Conner (1962-64)	1,157
39.	Olden Polynice (1984-86)	1,151
40.	Paul Adkins (1958-60)	1,150
41.	Devin Smith (2003-05)	1,131
42.	London Perrantes (2013-pres.)	1,112
43.	Adam Hall (1999-02)	1,104

VIRGINIA'S 2016-17 RECORD WHEN..

	ALL	ACC
Leading at the half:	13-6	5-4
Trailing at the half:	3-2	2-2
Tied at the half:	2-0	1-0
Playing Overtime	0-2	0-2
Shooting 50% or better	9-1	3-0
Shooting between 40-49.9%	7-5	5-4
Shooting less than 40%	2-2	0-2
Opponents shoot 50% or better	2-2	1-2
Opponents shoot less than 50%	16-6	7-4
UVA outrebounds its opponent	15-2	7-2
Opponent outrebounds UVA	2-5	1-4
Teams are tied in rebounds	1-1	0-0
UVA has 10 or more steals	2-0	1-0
UVA shoots 70% FT or better	13-3	5-2
UVA shoots less than 70% FT	5-5	2-4
Scoring less than 50 points	0-1	0-1
Scoring 50-59 points	1-4	0-2
Scoring 60-69 points	5-1	2-1
Scoring 70-79 points	11-2	6-2
Scoring 80-89 points	0-0	0-0
Scoring more than 90 points	1-0	0-0
Allowing fewer than 50 points	7-0	2-0
Allowing 30-39 points	4-0	0-0
Allowing 40-49 points	3-0	2-0
Allowing 50-59 points	8-0	4-0
Allowing 60-69 points	2-6	1-4
Allowing 70-79 points	1-0	1-0
Allowing 80-89 points	0-2	0-2
Allowing 90 or more points	0-0	0-0
Playing in John Paul Jones Arena	10-3	4-2
Playing on the road	6-5	4-4
Playing on a neutral court	2-0	0-0
Game decided by 1-4 points	3-4	1-3
Game decided by 5-10 points	1-3	1-2
Game decided by 11+ points	14-1	6-1
Playing at night	14-4	6-4
Playing in the afternoon	4-4	2-2
Playing on Monday	1-0	1-0
Playing on Tuesday	4-0	1-0
Playing on Wednesday	5-2	3-2
Playing on Thursday	0-0	0-0
Playing on Friday	2-0	0-0
Playing on Saturday	4-5	2-3
Playing on Sunday	2-1	1-1
Playing in November	7-0	0-0
Playing in December	4-2	1-1
Playing in January	5-2	5-1
Playing in February	2-4	2-4
Playing in March	0-0	0-0
Playing on TV	15-8	8-6
Playing Online Only	3-0	0-0

VIRGINIA IN THE POLLS

Date	AP	USA Today	Date	AP	USA Today
Preseason	8	7	Jan. 2	11	12
Nov. 14	8	7	Jan. 9	19	18
Nov. 21	7	6	Jan. 16	16	16
Nov. 28	6	6	Jan. 23	12	13
Dec. 5	14	12	Jan. 30	9	11
Dec. 12	13	12	Feb. 6	12	13
Dec. 19	12	12	Feb. 13	14	15
Dec. 26	12	11			

CAVALIERS INK MARCO ANTHONY TO NLI

- Virginia signed guard Marco Anthony (San Antonio, Texas/Holmes High School) to a National Letter of Intent on Nov. 9.
- Anthony, a 6-6, 222-pound guard, averaged 20 points, 7.4 rebounds and 2.9 assists en route to unanimous first-team all-conference honors during his junior season.
- He earned unanimous first-team all-conference honors during his sophomore season in 2014-15 after averaging 19.3 points.

HOO ARE THE NEW GUY(S)?

- Virginia welcomes freshmen Kyle Guy, Ty Jerome, Jay Huff and De'Andre Hunter to this year's team.
- Guy averaged 23.5 points, 5.6 rebounds and 3.7 assists en route to Mr. Basketball for Indiana and McDonald's All-America honors in 2015-16.
- Jerome tallied 24.7 points, 8 rebounds and 5 assists per game before season-ending hip surgery last season.
- Huff averaged 16.3 points, 10.1 rebounds and 5.5 assists in 2015-16, while Hunter recorded 23.5 points and 9.8 rebounds per game.
- UVA head coach Tony Bennett announced on Nov. 11 he plans to redshirt Huff and Hunter.

RECORD-SETTING THREE-YEAR RUN FOR THE CAVALIERS

- Virginia posted a school-record 89 wins from 2014-16 (30-7 in 2013-14, 30-4 in 2014-15 and 29-8 in 2015-16).
- The Cavaliers captured two ACC regular-season championships and one ACC Tournament title from 2014-16.
- In 2015-16, UVA advanced to its first NCAA Elite Eight since 1995.
- UVA has earned a pair of No. 1 NCAA Tournament seeds (2014 & 2016) and a No. 2 NCAA Tournament seed (2015).
- UVA was 45-3 at John Paul Jones Arena from 2014-16, and owned the seventh-longest home-winning streak in Division I at 20 games entering the 2016-17 season.
- The Cavaliers led the nation in scoring defense in 2014 and 2015, and finished second in 2016.

CAVALIERS IN THE NBA

- Justin Anderson (Dallas), Malcolm Brogdon (Milwaukee), Joe Harris (Brooklyn), Mike Scott (Atlanta) and Mike Tobey (Charlotte) are former Cavaliers who are playing in the NBA this season.
- Scott is in his fifth season and Harris is in his third NBA season (first with Brooklyn), while Anderson is in his second season and Brogdon is in his rookie season.
- Tobey made his NBA debut against Toronto on Feb. 15 after signing his second 10-day contract with Charlotte on Feb. 14, 2017.
- Dallas head coach Rick Carlisle is a Virginia alum who helped the Cavaliers to their last NCAA Final Four in 1984.

ON THE HORIZON

- No. 14 Virginia plays at NC State on Saturday, Feb. 25. Tipoff for the ACC contest is set for Noon ET on ESPN.

MEDIA INFORMATION

VIRGINIA MEDIA RELATIONS OFFICE

The UVA athletics media relations office is located in John Paul Jones Arena. Regular business hours are 8 a.m. to 5:30 p.m., Monday through Friday.

PRESS CREDENTIALS

Media members interested in obtaining season or game credentials should apply online at www.sportssystem.com/virginia. Credential requests should be submitted no later than seven (7) days prior to the game. Credentials that can't be mailed will be held for pickup at the will call window at John Paul Jones Arena. You must have a press pass to be admitted to the media area and the press room.

PHOTO CREDENTIALS

All photographers and camera operators must wear a visible credential issued by the Virginia athletics media relations office. Photographers work from the baselines at both ends of the court at John Paul Jones Arena. Live television is given top priority for court-side space.

PRESS PARKING

Press parking passes are provided upon request on a limited basis. Please request your parking pass during the online credential application process.

INTERVIEWS

All requests for interviews with Virginia basketball coaches and players should be made through Erich Bacher in the athletics media relations office. It is requested you allow the athletics media relations staff at least one day to arrange an interview.

POSTGAME INTERVIEWS

Virginia head coach Tony Bennett, two Virginia student-athletes and the visiting head coach will meet with media representatives in the press room after each game at John Paul Jones Arena. Coach Bennett will be available in the press room approximately 10 minutes after the conclusion of the game, followed by two Virginia student-athletes or the visiting coach. Other Virginia players will be available upon request in the Courtside Club after the Virginia student-athletes press conference.

RADIO

Each visiting school is allowed one radio broadcast from John Paul Jones Arena. The Virginia athletics media relations office provides one IP ethernet line, two ISDN lines and three business touchtone lines for use by the visiting broadcast crew. Radio network crews work from a courtside location at the scorer's table. Three seats are available at the table for visiting radio crews.

GAME SERVICES

Information packets are available before each game at John Paul Jones Arena, and a full statistical summary and play-by-play sheets are distributed at halftime and after the game. Head coach and player quotes will be available after postgame interviews. A pregame meal is served for working members of the media in the press room on the event level of John Paul Jones Arena.

TELEPHONES/WIRELESS

Should you require your own telephone for game coverage, please contact Erich Bacher in the Virginia athletics media relations office. A wireless network is available at John Paul Jones Arena for media. A UVA media relations representative will provide login directions.

THE VIRGINIA FARM BUREAU INSURANCE COACH'S CORNER WITH TONY BENNETT

Cavalier fans in Virginia and across the nation can listen to Virginia men's head basketball coach Tony Bennett weekly during the 2016-17 season on The Virginia Farm Bureau Insurance Coach's Corner with Tony Bennett.

The show runs from 7-8 p.m., on Tuesdays, but the day of the show each week will be determined by game and travel schedules.

Buffalo Wild Wings will be closing its doors due to unforeseen circumstances surrounding its upcoming move to a new location in Charlottesville which is expected to open by fall of 2017.

Beginning Monday, Jan. 30, all remaining shows will be broadcast live from the new broadcast studio at John Paul Jones Arena and will not be open to a live on-site audience. However, the live show will still be made available to watch online on Facebook Live in addition to the audio options available across the Virginia Sports Radio Network, TuneIn App, and official UVA Athletics Mobile App.

The Virginia Farm Bureau Insurance Coach's Corner with Tony Bennett is hosted by Dave Koehn, the "Voice of the Cavaliers." The show is produced by the Charlottesville Radio Group for Virginia Sports Properties.

Date	Time	Location
Tuesday, Feb. 21	7:06 p.m.	JPJ Studio
Tuesday, Feb. 28	7:06 p.m.	JPJ Studio
Tuesday, March 7	7:06 p.m.	JPJ Studio
Tuesday, March 14	7:06 p.m.	JPJ Studio
Tuesday, March 21	7:06 p.m.	JPJ Studio
Tuesday, March 28	7:06 p.m.	JPJ Studio

UVA ATHLETICS IPHONE APP

The University of Virginia Gameday Live Athletics iPhone App is available for download by searching for "Virginia Athletics" or "University of Virginia Athletics." The App features features news, live stats, schedules, results and news information for each of UVA sports programs, articles from Jeff White, audio and video content and more.

Official Basketball Box Score -- Game Totals -- Final Statistics
Virginia vs UNCG
11/11/16 7 p.m. at Greensboro, N.C. - Greensboro Coliseum

Virginia 76 • 1-0

#	Player		Total		3-Ptr		Rebounds			PF	TP	A	TO	Blk	Stl	Min
			FG-FGA	FG-FGA	FT-FTA	Off	Def	Tot								
21	Isaiah Wilkins	f	4-7	1-1	1-1	3	6	9	1	10	2	0	0	0	0	29
33	Jack Salt	c	2-4	0-0	3-4	3	1	4	2	7	3	1	1	0	0	27
00	Devon Hall	g	1-5	1-3	2-2	0	4	4	2	5	0	0	0	2	0	23
32	London Perrantes	g	4-8	2-4	0-0	0	3	3	1	10	3	1	0	0	0	26
51	Darius Thompson	g	4-6	3-4	1-2	0	1	1	2	12	1	1	0	1	0	23
02	Justice Bartley	g	0-1	0-1	0-0	0	2	2	0	0	0	0	0	0	0	2
04	Marial Shayok	g	5-8	0-1	5-5	0	1	1	1	15	0	0	0	0	3	20
05	Kyle Guy	g	3-5	1-1	0-0	0	1	1	3	7	3	0	0	0	2	19
10	Trevon Gross Jr.	g	0-1	0-1	0-0	0	0	0	1	0	0	0	0	0	0	2
11	Ty Jerome	g	0-0	0-0	2-2	0	3	3	2	2	0	2	0	0	0	9
24	Jeff Jones	g	0-0	0-0	0-0	1	0	1	0	0	1	0	0	0	0	2
31	Jarred Reuter	g	3-5	0-0	2-2	4	2	6	2	8	1	5	0	0	0	18
Team						0	0	0								
Totals			26-50	8-16	16-18	11	24	35	17	76	13	11	1	8	0	200
FG % 1st Half: 15-28			53.6%	2nd half: 11-22	50.0%	Game: 26-50			52.0%	Deadball						
3FG % 1st Half: 6-10			60.0%	2nd half: 2-6	33.3%	Game: 8-16			50.0%	Rebounds						
FT % 1st Half: 6-8			75.0%	2nd half: 10-10	100.0	Game: 16-18			88.9%	1						

UNCG 51 • 0-1

#	Player		Total		3-Ptr	Rebounds			PF	TP	A	TO	Blk	Stl	Min
			FG-FGA	FG-FGA	FT-FTA	Off	Def	Tot							
01	Marvin Smith	f	4-8	2-6	0-0	1	3	4	3	10	1	2	0	0	30
32	Jordy Kuiper	f	3-8	1-5	0-1	2	1	3	1	7	0	1	0	1	26
33	RJ White	c	3-5	1-2	0-0	1	3	4	3	7	0	2	1	1	27
10	Francis Alonso	g	3-10	2-4	6-6	0	0	0	2	14	0	3	0	2	32
20	Diante Baldwin	g	2-9	1-1	2-2	2	3	5	3	7	4	2	0	2	30
02	Malik Massey	g	2-6	0-3	2-4	0	1	1	2	6	1	0	0	0	23
03	Jelani Mofford		0-0	0-0	0-0	0	0	0	0	0	0	0	0	0	2
04	Taqi Muhammad		0-0	0-0	0-0	0	0	0	0	0	0	1	0	0	6
14	Kyrin Galloway		0-0	0-0	0-0	0	2	2	1	0	1	0	0	0	11
15	Garrett Collins		0-0	0-0	0-0	0	0	0	0	0	0	0	0	0	2
25	Lloyd Burgess		0-0	0-0	0-0	1	1	2	0	0	0	0	0	0	11
Team						0	0	0							
Totals			17-46	7-21	10-13	7	14	21	15	51	7	13	1	6	200
FG % 1st Half: 7-22			31.8%	2nd half: 10-24	41.7%	Game: 17-46			37.0%	Deadball					
3FG	% 1st Half: 3-9		33.3%	2nd half: 4-12	33.3%	Game: 7-21			33.3%	Rebounds					
FT	% 1st Half: 0-0		0.0%	2nd half: 10-13	76.9%	Game: 10-13			76.9%	1					

Officials: Antoine Dawkins, Alan Spainhour, Danny Strfyfeler
 Technical fouls: Virginia-None. UNCG-None.
 Attendance: 5513
 2016-17 Season Opener

Score by periods	1st	2nd	Total
Virginia	42	34	76
UNCG	17	34	51

Last FG - VA 2nd-03:03, UNCG 2nd-00:16.
 Largest lead - VA by 31 2nd-17:01, UNCG None.
 VA led for 39:06. UNCG led for 00:00. Game was tied for 00:54.

Official Basketball Box Score -- Game Totals -- Final Statistics
Yale vs Virginia
11/20/16 1:00 pm at Charlottesville, Va. (JPJ)

Yale 38 • 2-1

#	Player		Total		3-Ptr	Rebounds			PF	TP	A	TO	Blk	Stl	Min	
			FG-FGA	FG-FGA	FT-FTA	Off	Def	Tot								
32	Blake Reynolds	f	4-11	2-6	0-0	2	5	7	2	10	1	4	0	2	33	
44	Sam Downey	f	2-10	0-1	0-0	0	0	0	2	4	0	1	1	0	32	
01	Anthony Dallier	g	2-3	0-0	0-0	1	3	4	2	4	2	4	0	1	33	
13	Trey Phillips	g	2-3	0-0	2-2	1	1	2	1	6	2	0	1	0	26	
24	Miye Oni	g	1-8	1-4	0-0	0	7	7	2	3	2	2	0	0	25	
02	Eric Monroe		1-1	1-1	0-0	0	0	0	1	3	0	1	0	1	4	
03	Alex Copeland		4-8	0-2	0-0	1	1	2	2	8	0	0	0	0	24	
10	Eric Anderson		0-2	0-1	0-2	1	1	2	1	0	0	0	1	0	13	
22	Austin Williams		0-2	0-0	0-0	0	1	1	0	0	0	0	0	0	10	
Team						2	1	3				1				
Totals			16-48	4-15	2-4	8	20	28	13	38	7	14	2	5	200	
FG % 1st Half: 10-26			38.5%	2nd half: 6-22	27.3%	Game: 16-48			33.3%	Deadball						
3FG % 1st Half: 1-8			12.5%	2nd half: 3-7	42.9%	Game: 4-15			26.7%	Rebounds						
FT % 1st Half: 0-0			0.0%	2nd half: 2-4	50.0%	Game: 2-4			50.0%	1						

Virginia 62 • 3-0

#	Player		Total		3-Ptr		Rebounds			PF	TP	A	TO	Blk	Stl	Min
			FG-FGA	FG-FGA	FT-FTA	Off	Def	Tot								
21	Isaiah Wilkins	f	2-5	0-0	1-1	5	4	9	1	5	3	0	1	2	27	
33	Jack Salt	c	2-6	0-0	0-0	3	2	5	3	4	0	1	1	0	20	
00	Devon Hall	g	0-5	0-2	0-0	0	1	1	0	0	2	1	0	1	22	
32	London Perrantes	g	3-9	2-7	0-0	0	1	1	0	8	7	0	0	1	30	
51	Darius Thompson	g	5-8	1-4	0-0	0	0	0	1	11	3	4	0	1	23	
02	Justice Bartley		0-0	0-0	0-0	0	0	0	2	0	0	1	0	0	2	
04	Marial Shayok		6-14	1-3	2-2	1	3	4	0	15	2	0	1	0	20	
05	Kyle Guy		3-4	2-3	4-4	0	3	3	1	12	0	0	0	0	16	
10	Trevon Gross Jr.		0-1	0-0	0-0	0	0	0	0	0	0	0	0	1	2	
11	Ty Jerome		0-1	0-1	0-0	0	0	0	0	0	0	0	0	0	5	
25	Mamadi Diakite		2-4	0-0	1-2	2	5	7	2	5	0	0	4	0	18	
31	Jarred Reuter		1-3	0-0	0-0	1	3	4	0	2	0	0	0	0	15	
Team						4	3	7								
Totals			24-60	6-20	8-9	16	25	41	10	62	17	7	7	6	0	200
FG % 1st Half: 10-29			34.5%	2nd half: 14-31	45.2%	Game: 24-60		40.0%								Deadball Rebounds 1
3FG % 1st Half: 4-12			33.3%	2nd half: 2-8	25.0%	Game: 6-20		30.0%								
FT % 1st Half: 4-4			100.0	2nd half: 4-5	80.0%	Game: 8-9		88.9%								

Officials: Raymond E. Stynons Jr., Doug Simmons, Evon Burroughs
 Technical fouls: Yale-None. Virginia-None.
 Attendance: 14242

Score by periods	1st	2nd	Total
Yale	21	17	38
Virginia	28	34	62

Last FG - YALE 2nd-02:50, VA 2nd-04:17.
 Largest lead - YALE by 5 1st-10:22, VA by 26 2nd-03:11.
 YALE led for 06:20. VA led for 29:26. Game was tied for 04:12.

Score tied - 5 times.
 Lead changed - 2 times.



Official Basketball Box Score -- Game Totals -- Final Statistics
St. Francis Brooklyn vs Virginia
11/15/16 7:00 pm at Charlottesville, Va. (JPJ)



St. Francis Brooklyn 32 • 0-2

#	Player		Total		3-Ptr		Rebounds			PF	TP	A	TO	Blk	Stl	Min
			FG-FGA	FG-FGA	FT-FTA	Off	Def	Tot								
04	Gunnar Olafsson	f	3-6	1-2	0-0	0	4	4	1	7	1	1	0	1	25	
11	Josh Nurse	f	1-1	0-0	1-2	0	0	0	3	3	0	1	0	0	12	
13	Keon Williams	f	0-4	0-2	0-0	0	0	0	0	0	0	0	0	0	17	
02	Yunus Hopkinson	g	1-10	1-7	2-3	0	5	5	1	5	1	5	0	2	26	
10	Glenn Sanabria	g	4-11	2-7	0-0	0	0	0	2	10	1	0	0	1	32	
00	Rasheem Dunn		0-5	0-4	2-2	0	1	1	2	2	0	2	0	0	24	
03	Gianni Ford		0-1	0-1	0-0	0	0	0	1	0	0	1	0	0	8	
05	Robert Montgomery		1-4	0-0	0-0	0	3	3	2	2	0	1	1	0	28	
15	Jahmel Bodrick		0-1	0-0	0-0	0	1	1	4	0	0	0	0	0	14	
23	Darelle Porter		1-5	1-3	0-0	0	2	2	2	3	0	2	0	0	12	
33	Jagos Lasic		0-0	0-0	0-0	0	0	0	0	0	1	0	0	0	2	
Team						3	1	4								
Totals			11-48	5-26	5-7	3	17	20	17	32	4	13	1	4	200	
FG % 1st Half: 4-24			16.7%	2nd half: 7-24	29.2%	Game: 11-48			22.9%	Deadball Rebounds 0						
3FG % 1st Half: 1-16			6.3%	2nd half: 4-10	40.0%	Game: 5-26			19.2%							
FT % 1st Half: 4-5			80.0%	2nd half: 1-2	50.0%	Game: 5-7			71.4%							

Official Box Score -- Game Totals -- Final Statistics

Virginia vs. Iowa

11/25/2016 6:00 p.m. at Destin Realty Emerald Coast Classic

Virginia 74 (5-0)		Total	3-Ptr	Rebounds			PF	TP	A	TO	Blk	Stl	Min
##	Player	FG-FGA	FG-FGA	FT-FTA	Off	Def	Tot						
00	Devon Hall	* 2-5	2-3	0-0	0	3	3	0	6	1	1	0	1
04	Marial Shayok	3-9	0-2	0-0	1	2	3	3	6	0	0	0	3
05	Kyle Guy	1-7	1-3	0-2	1	3	4	0	3	3	1	0	1
11	Ty Jerome	1-1	1-1	0-1	0	0	0	1	3	1	0	0	1
21	Isaiah Wilkins	* 4-5	0-0	3-4	2	1	3	1	11	3	1	2	1
25	Mamadi Diakite	2-5	0-0	1-2	2	2	4	3	5	0	0	2	0
31	Jarred Reuter	7-9	0-0	0-0	2	7	9	2	14	2	1	0	1
32	London Perrantes	* 5-9	2-4	0-0	0	3	3	0	12	4	1	0	2
33	Jack Salt	* 2-4	0-0	0-0	0	1	1	3	4	0	0	1	0
51	Darius Thompson	* 2-6	2-4	4-4	1	2	3	0	10	4	0	0	0
TEAM					2	1	3						
Totals		29-60	8-17	8-13	11	25	36	13	74	18	5	5	9
FG % 1st Half: 16-31		51.6%	2nd Half: 13-29	44.8%	Game: 29-60		48.3%	Deadball					
3FG % 1st Half: 5-9		55.6%	2nd Half: 3-8	37.5%	Game: 8-17		47.1%	Rebounds					
FT % 1st Half: 2-2		100.0%	2nd Half: 6-11	54.5%	Game: 8-13		61.5%	3					

Iowa 41 (3-2)		Total	3-Ptr	Rebounds			PF	TP	A	TO	Blk	Stl	Min
##	Player	FG-FGA	FG-FGA	FT-FTA	Off	Def	Tot						
00	Ahmad Wagner	1-3	0-0	0-0	0	0	0	2	2	2	1	0	2
01	Maishe Dailey	0-0	0-0	0-0	0	1	1	0	0	0	0	0	2
03	Jordan Bohannon	2-8	2-6	0-0	1	3	4	1	6	0	3	0	0
04	Isaiah Moss	0-3	0-2	0-0	0	1	1	0	0	0	1	0	0
05	Tyler Cook	F 2-6	0-1	2-5	3	3	6	1	6	2	4	1	1
10	Christian Williams	G 0-2	0-0	0-0	0	1	1	4	0	1	0	0	0
14	Peter Jok	G 5-14	3-8	0-0	0	1	1	2	13	2	1	0	0
15	Ryan Kriener	0-1	0-1	0-0	0	0	0	0	0	0	0	0	5
24	Brady Ellingson	0-1	0-1	0-0	0	0	0	2	0	0	0	0	8
25	Dom Uhl	F 4-9	1-4	0-0	1	4	5	1	9	0	5	0	0
35	Cordell Pems	0-0	0-0	1-3	2	3	5	1	1	0	2	1	0
51	Nicholas Baer	F 1-1	0-0	2-2	4	2	6	3	4	1	1	0	0
TEAM					1	3	4						
Totals		15-48	6-23	5-10	12	22	34	17	41	8	18	2	3
FG % 1st Half: 7-24		29.2%	2nd Half: 8-24	33.3%	Game: 15-48		31.3%	Deadball					
3FG % 1st Half: 2-11		18.2%	2nd Half: 4-12	33.3%	Game: 6-23		26.1%	Rebounds					
FT % 1st Half: 3-4		75.0%	2nd Half: 2-6	33.3%	Game: 5-10		50.0%	1					

Officials: Mike Eades, Doug Shows, Steve Olson

Technical Fouls: Virginia-None. Iowa-None.

Destin Realty Emerald Coast Classic Attendance: 2196

Score by Period	1st	2nd	Total
Virginia	39	35	74
Iowa	19	22	41

Last FG - UVA 2nd-00:56, IOWA 2nd-03:12.

Largest lead - UVA by 33 2nd-00:56, IOWA by 2 1st-18:40

UVA led for 37:06. IOWA led for 00:15. Game was tied for 01:20.

Official Basketball Box Score -- Game Totals -- Final Statistics
Ohio State vs Virginia

11/30/16 9:15 pm at Charlottesville, Va. (JPJ)

Ohio State 61 • 6-1

Ohio State 61 • 6-1		Total	3-Ptr	Rebounds			PF	TP	A	TO	Blk	Stl	Min
##	Player	FG-FGA	FG-FGA	FT-FTA	Off	Def	Tot						
01	Jae'Sean Tate	f 5-9	1-2	3-4	2	7	9	4	14	1	3	0	0
02	Marc Loving	f 3-8	1-4	0-0	1	5	6	3	7	4	3	1	0
00	Micah Potter	c 3-5	1-2	0-0	1	2	3	2	7	0	1	0	0
13	JaQuan Lyle	g 5-10	0-2	2-2	1	2	3	1	12	5	8	1	2
15	Kam Williams	g 0-4	0-2	2-2	0	0	0	2	2	0	0	0	1
03	C.J. Jackson	3-4	3-4	0-0	0	4	4	3	9	3	3	0	1
24	Andre Wesson	1-2	0-1	1-1	0	0	0	0	3	0	0	0	0
32	Trevor Thompson	2-2	0-0	3-4	0	4	4	5	7	1	1	1	0
Team					1	1	2			1			
Totals		22-44	6-17	11-13	6	25	31	20	61	14	20	3	4
FG % 1st Half: 15-25		60.0%	2nd half: 7-19	36.8%	Game: 22-44		50.0%	Deadball					
3FG % 1st Half: 4-10		40.0%	2nd half: 2-7	28.6%	Game: 6-17		35.3%	Rebounds					
FT % 1st Half: 2-3		66.7%	2nd half: 9-10	90.0%	Game: 11-13		84.6%	0					

Virginia 63 • 7-0

Virginia 63 • 7-0		Total	3-Ptr	Rebounds			PF	TP	A	TO	Blk	Stl	Min
##	Player	FG-FGA	FG-FGA	FT-FTA	Off	Def	Tot						
21	Isaiah Wilkins	c 1-5	0-1	2-3	4	1	5	1	4	1	0	2	3
33	Jack Salt	c 1-2	0-0	0-0	3	3	6	4	2	0	1	1	1
00	Devon Hall	g 4-10	2-4	2-3	0	3	3	1	12	3	0	0	2
32	London Perrantes	g 6-12	4-8	3-4	0	2	2	1	19	2	4	0	1
51	Darius Thompson	g 2-6	0-0	0-0	1	2	3	1	4	3	1	3	2
04	Marial Shayok	4-10	0-0	0-2	0	1	1	2	8	0	1	0	1
05	Kyle Guy	0-3	0-1	2-2	0	0	0	1	2	0	0	0	0
11	Ty Jerome	2-3	1-2	0-0	0	0	0	0	5	0	1	0	0
25	Mamadi Diakite	0-3	0-0	0-0	2	0	2	0	0	0	1	0	0
31	Jarred Reuter	1-2	0-0	5-6	1	3	4	0	7	0	1	0	0
Team					2	3	5						
Totals		21-56	7-16	14-20	13	18	31	11	63	9	10	6	9
FG % 1st Half: 8-28		28.6%	2nd half: 13-28	46.4%	Game: 21-56		37.5%	Deadball					
3FG % 1st Half: 3-10		30.0%	2nd half: 4-6	66.7%	Game: 7-16		43.8%	Rebounds					
FT % 1st Half: 5-7		71.4%	2nd half: 9-13	69.2%	Game: 14-20		70.0%	3					

Officials: Bill Covington Jr., John Gaffney, Jeffrey Anderson

Technical fouls: Ohio State-None. Virginia-None.

Attendance: 14566

OSU: Thompson fouled out at 00:10:55 (II)

Score by periods	1st	2nd	Total
Ohio State	36	25	61
Virginia	24	39	63

Last FG - OSU 2nd-01:12, VA 2nd-00:18.

Largest lead - OSU by 16 1st-03:41, VA by 4 2nd-01:27.

OSU led for 35:38. VA led for 02:23. Game was tied for 01:59.

Score tied - 3 times.

Lead changed - 3 times.

Official Box Score -- Game Totals -- Final Statistics

Virginia vs. Providence

11/26/2016 6:00 p.m. at Destin Realty Emerald Coast Classic Championship Game

#7 Virginia 63 (6-0)		Total	3-Ptr	Rebounds			PF	TP	A	TO	Blk	Stl	Min
##	Player	FG-FGA	FG-FGA	FT-FTA	Off	Def	Tot						
00	Devon Hall	* 1-2	0-0	2-2	0	4	4	3	4	1	1	0	0
04	Marial Shayok	0-4	0-1	1-2	0	1	1	0	1	3	1	0	1
05	Kyle Guy	2-2	0-0	0-0	0	0	0	1	4	1	0	0	1
11	Ty Jerome	0-0	0-0	0-0	0	1	1	2	0	2	0	0	0
21	Isaiah Wilkins	* 4-4	0-0	1-2	1	1	2	2	9	1	3	2	3
25	Mamadi Diakite	4-6	2-3	0-0	0	0	0	3	10	0	0	3	0
31	Jarred Reuter	2-4	0-0	1-2	0	0	0	3	5	0	1	0	1
32	London Perrantes	* 4-8	3-5	0-0	0	8	8	1	11	5	1	0	1
33	Jack Salt	* 4-6	0-0	0-2	1	5	6	1	8	0	0	1	0
51	Darius Thompson	* 4-6	0-1	3-6	0	2	2	2	11	2	0	0	1
TEAM					1	0	1						
Totals		25-42	5-10	8-16	3	22	25	18	63	15	7	6	8
FG % 1st Half: 15-22		68.2%	2nd Half: 10-20	50.0%	Game: 25-42		59.5%	Deadball					
3FG % 1st Half: 2-4		50.0%	2nd Half: 3-6	50.0%	Game: 5-10		50.0%	Rebounds					
FT % 1st Half: 2-6		33.3%	2nd Half: 6-10	60.0%	Game: 8-16		50.0%	4					

Providence 52 (4-2)		Total	3-Ptr	Rebounds					PF	TP	A	TO	Blk	Stl	Min
##	Player	FG-FGA	FG-FGA	FT-FTA	Off	Def	Tot								
04	Maliek White	0-1	0-0	0-0	0	0	0	2	0	1	2	0	0		6
05	Rodney Bullock	* 3-13	2-7	8-8	0	6	6	0	16	2	2	1	0		37
11	Alpha Diallo	0-2	0-0	0-0	0	2	2	4	0	0	0	0	0		21
13	Kalif Young	0-0	0-0	0-0	0	0	0	2	0	0	0	0	0		6
15	Emmitt Holt	* 3-7	1-2	4-4	3	3	6	3	11	1	1	1	2		34
21	Jalen Lindsey	* 6-11	4-6	2-3	2	0	2	2	18	0	1	0	0		35
24	Kyron Cartwright	* 3-6	1-1	0-2	0	1	1	3	7	7	4	0	0		35
25	Drew Edwards	0-0	0-0	0-0	0	0	0	0	0	0	0	0	0		2
35	Ryan Fazekas	* 0-0	0-0	0-0	0	0	0	2	0	1	0	0	1		16
44	Isaiah Jackson	0-0	0-0	0-0	0	1	1	1	0	0	0	0	0		8
TEAM					1	5	6								
Totals		15-40	8-16	14-17	6	18	24	19	52	12	10	2	3		200
FG % 1st Half: 7-18		38.9%	2nd Half: 8-22	36.4%	Game: 15-40					37.5%	Deadball				
3FG % 1st Half: 2-6		33.3%	2nd Half: 6-10	60.0%	Game: 14-16					50.0%	Rebounds				
FT % 1st Half: 4-4		100.0%	2nd Half: 10-13	76.9%	Game: 14-17					82.4%	0				



Official Basketball Box Score -- Game Totals -- Final Statistics
East Carolina vs Virginia
12/06/16 7:00 pm at Charlottesville, Va. (JPJ)



East Carolina 53 • 7-3

#	Player	Total		3-Ptr		Rebounds			PF	TP	A	TO	Blk	Stl	Min
		FG-FGA	FG-FGA	FT-FTA	Off Def Tot										
15	Kentrell Barkley	f	2-6	1-2	2-3	1	4	1	7	2	1	1	1	1	32
23	Clarence Williams	f	1-4	0-1	0-0	2	3	5	1	2	0	0	0	0	16
31	Andre Washington	c	0-2	0-0	0-0	1	3	4	1	0	1	5	1	0	17
02	Caleb White	g	2-12	2-8	0-0	1	1	2	3	6	2	2	0	1	39
21	B.J. Tyson	g	4-10	2-4	0-0	1	0	1	0	10	4	1	0	1	24
00	Deng Riak		2-2	0-0	1-2	1	2	3	3	5	0	1	0	0	11
01	Jeremy Sheppard		5-9	4-6	3-4	0	3	3	1	17	2	3	0	0	21
13	Michel Nzege		2-4	1-2	1-2	1	0	1	2	6	1	0	0	0	20
22	Raquan Wilkins		0-0	0-0	0-0	0	0	0	0	0	0	0	0	0	6
25	Jabari Craig		0-0	0-0	0-0	0	2	2	0	0	0	0	0	0	14
Team					1	2	3								
Totals			18-49	10-23	7-11	11	17	28	12	53	12	13	2	3	200

FG % 1st Half: 8-24 33.3% 2nd half: 10-25 40.0% Game: 18-49 36.7% Deadball Rebounds 2
 3FG % 1st Half: 4-10 40.0% 2nd half: 6-13 46.2% Game: 10-23 43.5%
 FT % 1st Half: 0-0 0.0% 2nd half: 7-11 63.6% Game: 7-11 63.6%

Virginia 76 • 8-1

#	Player	Total		3-Ptr		Rebounds			PF	TP	A	TO	Blk	Stl	Min
		FG-FGA	FG-FGA	FT-FTA	Off Def Tot										
21	Isaiah Wilkins	f	1-1	0-0	0-0	1	4	5	3	2	3	1	1	3	20
33	Jack Salt	c	3-4	0-0	2-3	0	1	1	3	8	0	1	1	0	23
00	Devon Hall	g	1-7	1-3	2-2	0	4	4	0	5	1	0	0	0	20
32	London Perrantes	g	4-6	2-4	2-2	0	2	2	1	12	5	0	0	0	29
51	Darius Thompson	g	1-3	0-2	0-0	0	1	1	0	2	6	2	1	1	24
02	Justice Bartley		0-0	0-0	0-0	0	0	0	0	0	0	0	0	0	1
04	Marial Shayok		5-10	2-5	0-0	0	4	4	0	12	1	1	0	0	18
05	Kyle Guy		5-9	3-5	0-0	2	0	2	0	13	4	0	0	1	21
10	Trevon Gross Jr.		0-1	0-0	0-0	0	0	0	0	0	0	0	0	0	1
11	Ty Jerome		0-0	0-0	0-0	0	0	0	1	0	1	1	0	0	6
24	Jeff Jones		0-0	0-0	0-0	0	1	1	0	0	0	0	0	0	1
25	Mamadi Diakite		5-7	1-2	1-3	0	2	2	2	12	0	0	2	0	19
31	Jarred Reuter		5-5	0-0	0-0	3	2	5	4	10	1	0	0	1	17
Team					2	1	3								
Totals			30-53	9-21	7-10	8	22	30	14	76	22	6	5	6	200

FG % 1st Half: 15-26 57.7% 2nd half: 15-27 55.6% Game: 30-53 56.6% Deadball Rebounds 1
 3FG % 1st Half: 8-16 50.0% 2nd half: 1-5 20.0% Game: 9-21 42.9%
 FT % 1st Half: 4-6 66.7% 2nd half: 3-4 75.0% Game: 7-10 70.0%

Officials: Jamie Luckie, Tim Nestor, Chuck Jones
 Technical fouls: East Carolina-None. Virginia-None.
 Attendance: 13813

Score by periods	1st	2nd	Total
East Carolina	20	33	53
Virginia	42	34	76

Last FG - ECU 2nd-00:07, VA 2nd-00:57.
 Largest lead - ECU by 3 1st-14:14, VA by 27 2nd-03:31.
 ECU led for 04:09. VA led for 33:30. Game was tied for 02:21.

Official Basketball Box Score -- Game Totals -- Final Statistics
Virginia vs CAL
12/21/16 07:05 PM at Haas Pavilion, Berkeley, Calif.

Virginia 56 • 10-1

#	Player	Total		3-Ptr		Rebounds			PF	TP	A	TO	Blk	Stl	Min
		FG-FGA	FG-FGA	FT-FTA	Off Def Tot										
21	Wilkins, Isaiah	f	1-7	0-0	3-3	1	2	3	3	5	1	1	1	0	26
33	Salt, Jack	c	2-2	0-0	1-2	1	4	5	4	5	0	0	0	0	16
0	Hall, Devon	g	3-7	1-1	0-0	1	5	6	3	7	1	0	0	0	30
32	Perrantes, London	g	6-13	1-5	1-2	1	2	3	0	14	3	2	0	0	35
51	Thompson, Darius	g	1-3	0-0	0-0	0	2	2	0	2	5	1	0	0	25
11	Jerome, Ty		0-1	0-0	0-0	1	0	1	2	0	0	0	0	0	5
25	Diakite, Mamadi		2-5	0-1	0-0	1	2	3	2	4	0	0	2	0	12
31	Reuter, Jarred		1-3	0-0	0-0	0	0	0	0	2	1	0	0	0	9
4	Shayok, Marial		0-6	0-2	0-0	0	2	2	0	0	1	2	0	0	13
5	Guy, Kyle		6-10	2-4	3-4	0	4	4	1	17	2	1	0	1	29
Team					3	1	4								
Totals			22-57	4-13	8-11	9	24	33	17	56	14	7	3	1	200

FG % 1st Half: 10-31 32.3% 2nd half: 12-26 46.2% Game: 22-57 38.6% Deadball Rebounds 1
 3FG % 1st Half: 0-3 0.0% 2nd half: 4-10 40.0% Game: 4-13 30.8%
 FT % 1st Half: 2-4 50.0% 2nd half: 6-7 85.7% Game: 8-11 72.7%

CAL 52 • 9-3

#	Player	Total		3-Ptr		Rebounds			PF	TP	A	TO	Blk	Stl	Min
		FG-FGA	FG-FGA	FT-FTA	Off Def Tot										
1	Rabb, Ivan	f	1-4	0-1	7-8	3	9	12	3	9	2	3	0	0	38
22	Okoroh, Kingsley	c	3-4	0-0	1-2	2	3	5	2	7	1	0	2	1	25
13	Moore, Charlie	g	3-14	1-5	0-0	1	1	2	3	7	4	4	0	0	28
2	Singer, Sam	g	4-6	0-0	2-3	0	4	4	2	10	3	1	0	2	33
23	Bird, Jabari	g	5-15	4-12	1-1	1	3	4	3	15	1	2	0	0	32
12	Moute a Bidias, R		1-2	0-1	0-0	0	1	1	0	2	0	1	1	0	8
3	Mullins, Grant		0-1	0-0	0-0	0	5	5	0	0	0	1	0	0	23
31	Domingo, Stephen		1-5	0-4	0-2	0	0	0	1	2	0	0	0	0	13
Team					4	2	6								
Totals			18-51	5-23	11-16	11	28	39	14	52	11	13	3	3	200

FG % 1st Half: 7-23 30.4% 2nd half: 11-28 39.3% Game: 18-51 35.3% Deadball Rebounds 3
 3FG % 1st Half: 1-8 12.5% 2nd half: 4-15 26.7% Game: 5-23 21.7%
 FT % 1st Half: 7-9 77.8% 2nd half: 4-7 57.1% Game: 11-16 68.8%

Officials: Verne Harris, David Hall, Eric Curry
 Technical fouls: Virginia-None. CAL-None.
 Attendance: 11092

Score by periods	1st	2nd	Total
Virginia	22	34	56
CAL	22	30	52

Last FG - VA 2nd-00:24, CAL 2nd-00:20.
 Largest lead - VA by 9 2nd-12:31, CAL by 6 2nd-18:26.
 VA led for 19:13. CAL led for 10:16. Game was tied for 10:17.

Score tied - 11 times.
 Lead changed - 8 times.



Official Basketball Box Score -- Game Totals -- Final Statistics
Robert Morris vs Virginia
12/17/16 4:30 pm at Charlottesville, Va. (JPJ)



Robert Morris 39 • 3-9

#	Player	Total		3-Ptr		Rebounds			PF	TP	A	TO	Blk	Stl	Min
		FG-FGA	FG-FGA	FT-FTA	Off Def Tot										
24	Aaron Tate	f	1-3	0-0	0-0	0	1	1	2	2	0	3	0	0	23
32	Roberto Mantovani	f	0-1	0-0	1-2	1	5	6	1	1	1	0	0	0	18
01	Isaiah Still	g	5-10	2-4	4-8	0	2	2	1	16	0	1	0	1	29
03	Kavon Stewart	g	1-8	1-2	1-2	0	0	0	2	4	5	2	0	5	28
23	Matty Mcconnell	g	1-7	0-4	0-0	0	3	3	1	2	1	0	0	0	20
04	Clive Allen		0-5	0-2	4-5	0	0	0	2	4	0	3	0	0	18
05	Braden Burke		0-2	0-0	3-6	1	3	4	0	3	0	1	0	0	22
11	Dachon Burke		3-6	1-2	0-0	1	0	1	5	7	0	2	0	1	17
13	Seth Rouse		0-0	0-0	0-0	0	0	0	1	0	0	0	0	0	2
20	Billy Giles		0-3	0-0	0-0	2	1	3	0	0	0	0	0	1	15
25	Conrad Stephens		0-0	0-0	0-0	0	0	0	0	0	0	1	0	0	3
42	Lorenzen Wright		0-1	0-1	0-0	0	0	0	1	0	0	0	0	0	5
Team					1	0	1								
Totals			11-46	4-15	13-23	6	15	21	16	39	7	13	1	7	200

FG % 1st Half: 7-23 30.4% 2nd half: 4-23 17.4% Game: 11-46 23.9% Deadball Rebounds 7,1
 3FG % 1st Half: 2-8 25.0% 2nd half: 2-7 28.6% Game: 4-15 26.7%
 FT % 1st Half: 2-6 33.3% 2nd half: 11-17 64.7% Game: 13-23 56.5%

Virginia 79 • 9-1

#	Player		Total		3-Ptr		Rebounds			PF	TP	A	TO	Blk	Stl	Min
			FG-FGA	FG-FGA	FT-FTA	Off	Def	Tot								
21	Isaiah Wilkins	f	3-4	0-0	1-2	1	5	6	1	7	6	2	1	1	21	
33	Jack Salt	c	5-6	0-0	0-0	1	1	2	1	10	0	1	0	1	17	
00	Devon Hall	g	4-7	1-2	4-4	1	4	5	2	13	0	0	0	0	18	
32	London Perrantes	g	1-3	0-1	2-2	0	2	2	0	4	4	0	0	0	25	
51	Darius Thompson	g	2-6	0-3	0-0	0	3	3	1	4	2	1	0	0	25	
02	Justice Bartley		1-1	0-0	0-2	0	0	0	0	2	0	0	0	0	3	
04	Marial Shayok		1-6	1-2	2-2	0	3	3	1	5	2	2	2	2	16	
05	Kyle Guy		4-7	3-5	2-2	0	3	3	3	13	0	0	0	0	20	
10	Trevon Gross Jr.		0-0	0-0	0-0	0	0	0	2	0	0	0	0	0	3	
11	Ty Jerome		2-2	1-1	0-0	0	4	4	1	5	6	3	2	1	16	
24	Jeff Jones		0-0	0-0	0-0	0	0	0	1	0	0	1	0	0	3	
25	Mamadi Diakite		3-4	0-0	0-0	1	3	4	5	6	0	1	2	2	15	
31	Jarred Reuter		5-6	0-0	0-0	3	2	5	1	10	1	0	0	0	18	
	Team					0	2	2								
Totals			31-52	6-14	11-14	7	32	39	19	79	21	11	7	7	200	



Official Basketball Box Score -- Game Totals -- Final Statistics
Florida State vs Virginia
12/31/16 2:00 pm at Charlottesville, Va. (JPJ)

Florida State 60 • 14-1 (2-0 ACC)

		Total		3-Ptr		Rebounds									
##	Player	FG-FGA	FG-FGA	FT-FTA	FT-FTA	Off	Def	Tot	PF	TP	A	TO	Blk	Stl	Min
01	Isaac, Jonathan	f	1-6	0-1	3-5	3	6	9	1	5	0	1	2	0	28
50	Ojo, Michael	c	0-4	0-0	0-0	2	4	6	0	0	0	2	0	0	17
04	Bacon, Dwayne	g	11-18	6-9	1-4	1	0	1	1	29	0	1	0	2	28
14	Mann, Terance	g	2-4	0-0	2-6	0	3	3	4	6	2	2	0	1	24
22	Rathan-Mayes, Xavier	g	2-5	1-2	5-6	0	4	4	4	10	3	0	0	0	27
00	Cofer, Phil	g	2-4	1-2	0-0	1	3	4	0	5	0	0	0	0	12
02	Walker, CJ	g	1-2	0-0	0-0	0	0	0	0	2	1	1	0	1	9
03	Forrest, Trent	g	0-3	0-0	0-0	1	1	2	1	0	2	1	0	2	22
11	Angola-Rodas, Braian	g	0-1	0-1	0-0	0	0	0	1	0	0	0	0	0	10
21	Koumadje, Christ	g	0-0	0-0	0-0	0	0	0	2	0	0	1	0	0	8
23	Smith, Jarquez	g	1-2	0-0	1-3	2	1	3	1	3	0	2	1	0	15
Team						2	1	3							
Totals			20-49	8-15	12-24	12	23	35	15	60	8	12	3	6	200

FG % 1st Half: 7-21 33.3% 2nd half: 13-28 46.4% Game: 20-49 40.8% Deadball
 3FG % 1st Half: 2-6 33.3% 2nd half: 6-9 66.7% Game: 8-15 53.3% Rebounds
 FT % 1st Half: 7-12 58.3% 2nd half: 5-12 41.7% Game: 12-24 50.0% 1

Virginia 58 • 11-2 (1-1 ACC)

#	Player		Total		3-Ptr		Rebounds			PF	TP	A TO Blk Stl				Min
			FG-FGA	FG-FGA	FT-FTA	Off	Def	Tot	A			TO	Blk	Stl		
21	Isaiah Wilkins	f	2-2	1-1	0-0	1	3	4	3	5	0	1	3	1	29	
33	Jack Salt	c	0-2	0-0	0-1	2	5	7	3	0	0	0	1	0	22	
00	Devon Hall	g	4-9	0-0	2-2	1	4	5	2	10	0	0	0	0	29	
32	London Perrantes	g	4-9	2-3	0-0	0	1	1	1	10	4	4	0	0	33	
51	Darius Thompson	g	1-4	0-2	0-0	0	0	0	2	2	1	2	0	1	12	
04	Marial Shayok	g	4-8	2-2	0-0	0	1	1	0	10	1	2	1	1	15	
05	Kyle Guy	g	5-12	4-7	0-0	0	3	3	1	14	0	1	0	0	23	
11	Ty Jerome	g	0-0	0-0	0-0	0	2	2	2	0	2	1	0	0	9	
25	Mamadi Diakite	g	2-3	0-1	1-2	1	2	3	2	5	0	0	1	0	18	
31	Jarred Reuter	g	1-2	0-0	0-0	0	2	2	2	2	0	2	0	0	10	
Team						1	5	6								
Totals			23-51	9-16	3-5	6	28	34	18	58	8	13	6	3	200	

FG % 1st Half: 12-26 46.2% 2nd half: 11-25 44.0% Game: 23-51 45.1% Deadball
 3FG % 1st Half: 6-10 60.0% 2nd half: 3-6 50.0% Game: 9-16 56.3% Rebounds
 FT % 1st Half: 0-0 0.0% 2nd half: 3-5 60.0% Game: 3-5 60.0% 1

Officials: Les Jones, Ron Groover, Lee Cassell
 Technical fouls: Florida State-None. Virginia-None.
 Attendance: 14623

Score by periods	1st	2nd	Total
Florida State	23	37	60
Virginia	30	28	58

Points	In	Off	2nd	Fast	Bench
FS	16	10	8	0	10
VA	16	10	12	0	31

Last FG - FS 2nd-00:04, VA 2nd-00:10.
 Largest lead - FS by 8 1st-13:54, VA by 9 1st-00:47.
 FS led for 16:09. VA led for 20:19. Game was tied for 03:32.

Score tied - 5 times.
 Lead changed - 12 times.



Official Basketball Box Score -- Game Totals -- Final Statistics
Wake Forest vs Virginia
01/08/17 8:00 pm at Charlottesville, Va. (JPJ)

Wake Forest 62 • 10-6 (1-3 ACC)

#	Player		Total		3-Ptr	Rebounds			PF	TP	A	TO	Blk	Stl	Min
			FG-FA	FG-FA	FT-FTA	Off	Def	Tot							
20	John Collins	f	5-11	0-0	6-10	3	3	6	2	16	1	2	2	1	35
34	Austin Arians	f	1-2	1-2	0-0	0	2	2	1	3	2	0	0	0	21
44	Dinos Mitoglou	f	4-8	1-3	2-2	1	3	4	2	11	0	2	1	1	27
01	Keyshawn Woods	g	4-12	2-6	2-2	1	5	6	4	12	1	2	0	0	33
13	Bryant Crawford	g	7-14	1-5	0-1	0	2	2	5	15	6	2	0	1	34
00	Brandon Childress	g	1-4	0-2	0-1	0	1	1	0	2	1	1	0	1	22
04	Doral Moore		0-0	0-0	0-0	0	0	0	0	0	0	1	0	0	1
10	Mitchell Wilbekin		1-6	1-3	0-0	0	1	1	4	3	1	0	0	1	22
11	Greg McClinton		0-0	0-0	0-0	2	0	2	4	0	0	1	0	0	5
Team						6	2	8				1			
Totals			23-57	6-21	10-16	13	19	32	22	62	12	12	3	5	200
FG % 1st Half: 11-26 42.3% 2nd half: 12-31 38.7% Game: 23-57 40.4% Deadball Rebounds 2															
3FG % 1st Half: 5-12 41.7% 2nd half: 1-9 11.1% Game: 6-21 28.6%															
FT % 1st Half: 2-4 50.0% 2nd half: 8-12 66.7% Game: 10-16 62.5%															

FG % 1st Half: 11-26 42.3% 2nd half: 12-31 38.7% Game: 23-57 40.4% Deadball
 3FG % 1st Half: 5-12 41.7% 2nd half: 1-9 11.1% Game: 6-21 28.6% Rebounds
 FT % 1st Half: 2-4 50.0% 2nd half: 8-12 66.7% Game: 10-16 62.5% 2

Virginia 79 • 12-3 (2-2 ACC)

#	Player		Total		3-Ptr		Rebounds			PF	TP	A TO Blk Stl				Min
			FG-FA	FG-FA	FT-FTA	Off	Def	Tot	A			TO	Blk	Stl		
21	Isaiah Wilkins	f	3-3	1-1	0-1	3	1	4	3	7	1	2	5	2	31	
33	Jack Salt	c	1-1	0-0	3-3	1	4	5	5	5	2	0	1	0	20	
00	Devon Hall	g	5-9	1-3	2-3	2	6	8	1	13	2	1	0	0	31	
04	Marial Shayok	g	6-10	1-2	4-7	0	4	4	1	17	2	0	1	0	25	
32	London Perrantes	g	7-13	4-5	6-6	1	3	4	1	24	2	1	0	1	35	
05	Kyle Guy		0-4	0-3	2-2	0	2	2	0	2	1	2	0	0	17	
11	Ty Jerome		1-1	0-0	0-0	0	0	0	2	2	0	2	0	0	7	
25	Mamadi Diakite		0-2	0-1	0-0	1	1	2	3	0	0	0	1	0	10	
31	Jarred Reuter		1-3	0-0	0-0	0	1	1	2	2	0	0	0	0	8	
51	Darius Thompson		2-7	2-4	1-2	1	1	2	0	7	2	1	0	1	16	
Team						3	2	5								
Totals				26-53	9-19	18-24	12	25	37	18	79	12	9	8	4	200

FG % 1st Half: 13-28 46.4% 2nd half: 13-25 52.0% Game: 26-53 49.1% Deadball
 3FG % 1st Half: 2-8 25.0% 2nd half: 7-11 63.6% Game: 9-19 47.4% Rebounds
 FT % 1st Half: 0-1 0.0% 2nd half: 18-23 78.3% Game: 18-24 75.0% 2

Officials: Jamie Luckie, John Gaffney, Tim Clougherty
 Technical fouls: Wake Forest-None. Virginia-None.
 Attendance: 13717
 UVA: Salt fouled out at 01:49 (II)
 WFU: Crawford fouled out at 00:53 (II)

Score by periods	1st	2nd	Total
Wake Forest	29	33	62
Virginia	28	51	79

Points	In	Off	2nd	Fast	Bench
WF	30	13	13	0	5
VA	24	21	14	6	13

Last FG - WF 2nd-01:03, VA 2nd-00:03.
 Largest lead - WF by 4 1st-15:44, VA by 17 2nd-00:03.
 WF led for 11:21. VA led for 20:30. Game was tied for 07:43.

Score tied - 7 times.
 Lead changed - 14 times.



Official Basketball Box Score -- Game Totals -- Final Statistics
Virginia vs Pitt
1/4/17 9:00 PM at Petersen Events Center (Pittsburgh, Pa.)

Virginia 76 • (11-3, 1-2 ACC)

#	Player		Total		3-Ptr	Rebounds			PF	TP					Min
			FG-FGA	FG-FGA	FT-FTA	Off	Def	Tot			A	TO	Blk	Stl	
21	Isaiah Wilkins	f	4-6	0-0	0-0	3	4	7	3	8	1	1	1	0	31
33	Jack Salt	c	0-0	0-0	0-0	0	0	0	1	0	0	0	0	0	2
00	Devon Hall	g	6-13	2-6	1-1	2	7	9	3	15	1	0	1	1	39
05	Kyle Guy	g	1-7	0-2	0-0	0	0	0	0	2	3	2	0	0	23
32	London Perrantes	g	6-9	3-5	1-1	0	2	2	3	16	3	0	0	0	38
04	Marial Shayok		6-13	2-4	0-1	1	3	4	4	14	2	2	0	0	30
11	Ty Jerome		0-0	0-0	0-0	0	0	0	0	0	0	0	0	0	2
25	Mamadi Diakite		0-2	0-1	0-0	0	0	0	4	0	2	0	1	0	11
31	Jarred Reuter		5-9	0-0	0-0	0	1	1	3	10	1	0	0	0	23
51	Darius Thompson		5-8	1-2	0-2	0	1	1	0	11	2	1	0	1	26
	Team					0	0	0							
Totals			33-67	8-20	2-5	6	18	24	21	76	15	6	3	2	225

FG % 1st Half: 14-27 51.9% 2nd half: 16-30 53.3% OT: 3-10 30.0% Game: 33-67 49.3% Deadball
 3FG % 1st Half: 3-8 37.5% 2nd half: 5-8 62.5% OT: 0-4 0.0% Game: 8-20 40.0% Rebounds
 FT % 1st Half: 1-1 100.0 2nd half: 1-2 50.0% OT: 0-2 0.0% Game: 2-5 40.0% 1

Pitt 88 • (12-3, 1-1 ACC)

#	Player		Total		3-Ptr		Rebounds					PF	TP	A TO Blk Stl				Min
			FG-FGA	FG-FGA	FT-FTA	Off	Def	Tot	A	TO	Blk			Stl				
02	Michael Young	f	8-18	0-3	3-7	1	5	6	3	19	5	4	0	0	0	41		
21	Sheldon Jeter	f	5-7	3-5	3-4	3	5	8	2	16	3	0	0	0	30			
01	Jamel Artis	g	6-12	6-7	6-12	1	6	7	1	24	4	3	1	0	42			
12	Chris Jones	g	2-4	0-0	1-1	1	4	5	4	5	3	2	0	0	38			
23	Cameron Johnson	g	4-6	4-5	4-4	1	7	8	3	16	1	1	1	0	41			
04	Ryan Luther		4-6	0-1	0-0	2	2	4	2	8	0	3	1	0	20			
05	Shane Kithcart		0-1	0-0	0-0	0	0	0	1	0	0	1	0	0	13			
Team						3	1	4										
Totals			29-54	13-21	17-28	12	30	42	16	88	16	14	3	0	225			

Official Basketball Box Score -- Game Totals -- Final Statistics
Virginia vs Boston College
1/18/17 8:05 p.m. at Silvio O. Conte Forum, Chestnut Hill, MA

Virginia 71 • 14-3; 4-2 ACC

#	Player	Total		3-Ptr		Rebounds			PF	TP	A	TO	Blk	Stl	Min
		FG-FGA	FT-FGA	FG-FGA	FT-FGA	Off	Def	Tot							
00	Devon Hall	* 5-6	2-2	1-1	0 2 2	2	13	6	0	1	0	25			
04	Marial Shayok	* 2-5	0-0	2-2	0 0 0	1	6	1	2	1	2	18			
21	Isaiah Wilkins	* 4-7	0-0	3-3	1 8 9	1	11	0	0	0	1	25			
32	London Perrantes	* 3-9	0-2	0-2	0 1 1	0	6	4	1	0	2	20			
33	Jack Salt	* 1-2	0-0	0-0	0 3 3	2	2	0	0	0	1	18			
02	Justice Bartley	0-0	0-0	0-0	0 0 0	0	0	0	0	0	0	1			
05	Kyle Guy	3-5	1-2	1-3	0 4 4	1	8	1	0	0	0	25			
10	Trevon Gross Jr.	0-0	0-0	0-0	0 0 0	0	0	0	0	0	0	1			
11	Ty Jerome	2-4	0-0	1-2	0 2 2	2	5	1	0	3	23				
25	Mamadi Diakite	1-2	0-0	2-5	0 2 2	2	4	0	0	0	9				
31	Jarred Reuter	2-5	0-0	0-0	1 2 3	1	4	1	1	1	15				
51	Darius Thompson	4-7	2-4	2-2	0 0 0	0	12	4	0	0	2	20			
Team					1 0 1										
Totals		27-52	5-10	12-20	3 24 27	12	71	22	5	3	12	200			

FG % 1st Half: 17-30 56.7% 2nd half: 10-22 45.5% Game: 27-52 51.9% Deadball Rebounds 3
 3FG % 1st Half: 1-5 20.0% 2nd half: 4-5 80.0% Game: 5-10 50.0%
 FT % 1st Half: 7-8 87.5% 2nd half: 5-12 41.7% Game: 12-20 60.0%

Boston College 54 • 9-10; 2-4 ACC

#	Player	Total		3-Ptr		Rebounds			PF	TP	A	TO	Blk	Stl	Min
		FG-FGA	FT-FGA	FG-FGA	FT-FGA	Off	Def	Tot							
00	Ky Bowman	* 3-6	1-4	0-0	1 5 6	1	7	5	4	0	1	33			
01	Jerome Robinson	* 4-14	0-3	1-2	0 1 1	4	9	0	4	0	31				
02	Connar Tava	* 3-9	1-4	5-5	2 9 11	1	12	3	5	2	0	33			
11	A.J. Turner	* 1-6	1-5	0-0	1 1 2	2	3	0	0	0	3	30			
15	Mo Jeffers	* 0-2	0-0	1-2	1 4 5	0	1	0	0	1	0	17			
05	Garland Owens	0-0	0-0	0-0	0 0 0	0	0	0	0	1	0	2			
12	JohnCarlos Reyes	0-1	0-0	0-0	0 0 0	0	0	0	0	0	0	1			
21	Nik Popovic	3-5	0-0	0-0	3 5 8	4	6	1	1	1	0	19			
23	Mike Sagay	0-0	0-0	0-0	0 0 0	0	0	0	1	1	0	1			
25	Jordan Chatman	6-9	2-4	2-2	0 1 1	2	16	0	0	0	0	33			
Team					1 1 2										
Totals		20-52	5-20	9-11	9 27 36	14	54	9	16	4	4	200			

FG % 1st Half: 8-22 36.4% 2nd half: 12-30 40.0% Game: 20-52 38.5% Deadball Rebounds 1
 3FG % 1st Half: 3-7 42.9% 2nd half: 2-13 15.4% Game: 9-11 81.8%
 FT % 1st Half: 6-8 75.0% 2nd half: 3-3 100.0% Game: 9-11 81.8%

Officials: Michael Stephens, John Gaffney, Pat Driscoll
 Technical fouls: Virginia-None. Boston College-None.
 Attendance: 5038
 UVA #31 issued Flagrant 1 foul 15:45 1st half

Score by periods				Points VA BC	In Paint	Off T/O	2nd Chance	Fast Break	Bench
1st	2nd	Total							
Virginia	42	29	71	26	26	0	8	33	33
Boston College	25	29	54	16	0	9	2	22	22

Last FG - VA 2nd-05:35, BC 2nd-01:04.
 Largest lead - VA by 26 2nd-08:45, BC None.
 VA led for 37:47. BC led for 00:00. Game was tied for 02:13.

Score tied - 1 time.
 Lead changed - 0 times.



Official Basketball Box Score -- Game Totals -- Final Statistics
Georgia Tech vs Virginia
01/20/17 2:00 pm at Charlottesville, Va. (JPJ)



Georgia Tech 49 • 11-8 (3-4 ACC)

#	Player	Total		3-Ptr		Rebounds			PF	TP	A	TO	Blk	Stl	Min
		FG-FGA	FT-FGA	FG-FGA	FT-FGA	Off	Def	Tot							
12	Stephens, Quinton	f 2-6	2-4	0-0	1 12 13	2	6	0	0	1	0	36			
44	Lammers, Ben	c 3-12	0-0	1-2	0 7 7	2	7	2	1	0	1	38			
00	Moore, Justin	g 5-6	0-0	0-0	0 0 0	3	10	3	0	0	3	28			
05	Okogie, Josh	g 4-7	2-3	4-6	0 0 0	3	14	1	5	0	1	28			
11	Heath, Josh	g 4-5	0-0	0-0	0 0 0	4	8	2	2	0	1	25			
01	Jackson, Tadic	1-5	0-2	1-2	1 2 3	0	3	2	2	0	3	22			
02	Price, Jordan	0-0	0-0	0-0	0 0 0	0	0	0	0	0	0	1			
24	Ogbonda, Sylvester	0-0	0-0	1-2	0 0 0	0	1	0	1	0	0	2			
30	Heyward, Corey	0-1	0-0	0-0	0 0 0	1	0	1	2	0	0	14			
32	McCormick, Kellen	0-0	0-0	0-0	0 0 0	0	0	0	0	0	0	5			
34	Gueyee, Abdoulaye	0-0	0-0	0-0	0 0 0	0	0	0	0	0	0	1			
Team					0 1 1										
Totals		19-42	4-9	7-12	2 22 24	15	49	11	13	1	9	200			

FG % 1st Half: 11-23 47.8% 2nd half: 8-19 42.1% Game: 19-42 45.2% Deadball Rebounds 1
 3FG % 1st Half: 3-4 75.0% 2nd half: 1-5 20.0% Game: 4-9 44.4%
 FT % 1st Half: 3-4 75.0% 2nd half: 4-8 50.0% Game: 7-12 58.3%

Virginia 62 • 15-3 (5-2 ACC)

#	Player	Total		3-Ptr		Rebounds			PF	TP	A	TO	Blk	Stl	Min
		FG-FGA	FT-FGA	FG-FGA	FT-FGA	Off	Def	Tot							
21	Isaiah Wilkins	f 2-4	0-0	1-2	1 2 3	0	5	4	2	1	1	28			
00	Devon Hall	g 3-8	1-5	3-4	0 4 4	3	10	4	2	0	1	33			
04	Marial Shayok	g 6-9	2-5	5-5	0 4 4	1	19	1	1	0	0	23			
32	London Perrantes	g 3-7	2-4	3-3	2 4 6	2	11	2	4	0	0	31			
33	Jack Salt	g 2-5	0-0	1-2	3 3 6	2	5	0	0	1	1	35			
05	Kyle Guy	3-7	0-4	0-0	0 0 0	0	6	0	1	0	0	18			
10	Trevon Gross Jr.	0-1	0-1	0-0	0 0 0	0	0	0	0	0	0	1			
11	Ty Jerome	1-2	0-1	0-0	0 0 0	2	2	0	1	0	0	6			
25	Mamadi Diakite	0-0	0-0	0-0	0 0 0	0	0	0	0	0	0	4			
31	Jarred Reuter	0-0	0-0	0-0	0 1 1	1	0	0	0	0	0	4			
51	Darius Thompson	2-5	0-2	0-1	0 4 4	3	4	2	0	1	3	17			
Team					1 3 4										
Totals		22-48	5-22	13-17	7 25 32	14	62	13	11	3	6	200			

FG % 1st Half: 14-28 50.0% 2nd half: 8-20 40.0% Game: 22-48 45.8% Deadball Rebounds 1
 3FG % 1st Half: 3-14 21.4% 2nd half: 2-8 25.0% Game: 5-22 22.7%
 FT % 1st Half: 4-6 66.7% 2nd half: 9-11 81.8% Game: 13-17 76.5%

Officials: Tim Nestor, Lamont Simpson, Tim Comer
 Technical fouls: Georgia Tech-None. Virginia-None.
 Attendance: 14459

Score by periods				Points GT VA	In Paint	Off T/O	2nd Chance	Fast Break	Bench
1st	2nd	Total							
Georgia Tech	28	21	49	28	14	0	8	4	12
Virginia	35	27	62	20	15	9	4	12	12

Last FG - GT 2nd-03:44, VA 2nd-02:04.
 Largest lead - GT None, VA by 16 2nd-09:49.
 GT led for 00:00. VA led for 39:08. Game was tied for 00:52.

Score tied - 1 time.
 Lead changed - 0 times.

Official Basketball Box Score -- Game Totals -- Final Statistics
Virginia vs Notre Dame
1/24/17 8:05 p.m. at Notre Dame, Ind.

Virginia 71 • 16-3, 6-2 ACC

#	Player	Total		3-Ptr		Rebounds			PF	TP	A	TO	Blk	Stl	Min
		FG-FGA	FT-FGA	FG-FGA	FT-FGA	Off	Def	Tot							
21	Isaiah Wilkins	f 2-6	0-0	9-10	2 7 9	2	13	1	0	0	0	30			
33	Jack Salt	c 1-3	0-0	0-0	3 1 4	3	2	0	0	0	0	24			
00	Devon Hall	g 5-9	1-3	0-0	1 8 9	1	11	2	0	0	0	32			
04	Marial Shayok	g 5-10	0-0	0-0	2 1 3	2	10	2	4	0	3	27			
32	London Perrantes	g 7-13	5-8	3-4	0 5 5	1	22	0	1	0	1	34			
05	Kyle Guy	2-7	1-4	0-0	0 0 0	2	5	2	1	0	0	11			
11	Ty Jerome	3-4	2-3	0-0	0 2 2	2	8	1	1	0	0	14			
25	Mamadi Diakite	0-0	0-0	0-0	0 1 1	2	0	0	1	1	0	5			
31	Jarred Reuter	0-0	0-0	0-0	0 0 0	1	0	0	2	0	0	2			
51	Darius Thompson	0-2	0-1	0-0	0 2 2	1	0	5	1	0	3	21			
Team					2 1 3										
Totals		25-54	9-19	12-14	10 28 38	17	71	13	11	1	7	200			

FG % 1st Half: 12-27 44.4% 2nd half: 13-27 48.1% Game: 25-54 46.3% Deadball Rebounds 0
 3FG % 1st Half: 3-9 33.3% 2nd half: 6-10 60.0% Game: 9-19 47.4%
 FT % 1st Half: 0-0 0.0% 2nd half: 12-14 85.7% Game: 12-14 85.7%

Notre Dame 54 • 17-4, 6-2 ACC

#	Player	Total		3-Ptr		Rebounds	
---	--------	-------	--	-------	--	----------	--



Official Basketball Box Score -- Game Totals -- Final Statistics
Virginia Tech vs Virginia
02/01/17 8:00 pm at Charlottesville, Va. (JPJ)

**Virginia Tech 48 • 16-6 (5-5 ACC)**

#	Player		Total		3-Ptr	Rebounds					PF	TP	A TO Blk Stl				Min
			FG-FGA	FG-FGA	FT-FTA	Off	Def	Tot									
02	Khadim Sy	f	0-0	0-0	0-0	0	1	1	1	0	0	2	0	0	0	9	
42	Ty Outlaw	f	2-5	1-4	0-0	0	1	1	3	5	0	1	1	0	0	18	
04	Seth Allen	g	5-14	1-5	3-4	0	2	2	2	14	1	3	0	1	40	140	
05	Justin Robinson	g	2-4	0-1	1-2	0	2	2	3	5	2	1	1	0	0	34	
10	Justin Bibbs	g	1-4	1-3	2-3	1	0	1	4	5	0	1	0	0	0	15	
13	Ahmed Hill		1-5	0-3	0-0	0	1	1	1	2	0	2	0	0	0	24	
15	Chris Clarke		1-4	0-2	3-3	0	7	7	2	5	2	2	0	1	0	31	
32	Zach LeDay		3-6	0-2	6-8	2	4	6	3	12	0	2	0	0	0	29	
Team						0	1	1									
Totals			15-42	3-20	15-20	3	19	22	19	48	5	14	2	2	2	200	
FG % 1st Half: 5-18			27.8%	2nd half: 10-24		41.7%	Game: 15-42		35.7%	Deadball							
3FG	% 1st Half: 2-12		16.7%	2nd half: 1-8		12.5%	Game: 3-20		15.0%	Rebounds							
FT	% 1st Half: 9-12		75.0%	2nd half: 6-8		75.0%	Game: 15-20		75.0%	3,2							

Virginia 71 • 17-4 (7-2 ACC)

#	Player		Total	3-Ptr	Rebounds										
			FG-FGA	FG-FGA	FT-FTA	Off	Def	Tot	PF	TP	A	TO	Blk	Stl	Min
21	Isaiah Wilkins	f	7-11	0-0	1-1	5	4	9	2	15	2	1	1	1	31
33	Jack Salt	c	0-0	0-0	0-0	1	2	3	4	0	1	1	2	1	10
00	Devon Hall	g	6-14	1-3	4-7	2	7	9	2	17	4	1	0	1	31
04	Marial Shayok	g	2-5	0-1	5-7	0	4	4	1	9	1	1	0	1	30
32	London Perrantes	g	5-11	2-5	2-2	0	3	3	0	14	3	0	0	1	33
02	Justice Bartley		0-0	0-0	0-0	0	1	1	0	0	0	0	0	0	1
05	Kyle Guy		1-4	1-2	0-0	0	0	0	2	3	2	0	0	0	17
10	Trevon Gross Jr.		0-0	0-0	0-0	0	0	0	0	0	0	2	0	0	1
11	Ty Jerome		2-5	1-4	2-2	0	0	0	2	7	2	0	0	0	24
25	Mamadi Diakite		0-0	0-0	0-0	0	0	0	1	0	0	1	0	0	2
31	Jarred Reuter		1-2	0-0	2-2	3	2	5	4	4	0	1	1	0	13
51	Darius Thompson		1-2	0-1	0-0	0	1	1	1	2	0	1	0	0	7
	Team					0	2	2							
	Totals		25-54	5-16	16-21	11	26	37	19	71	15	9	4	5	200
	FG % 1st Half: 13-29	44.8%	2nd half: 12-25	48.0%	Game: 25-54	46.3%									Deadball
3FG	% 1st Half: 3-12	25.0%	2nd half: 2-4	50.0%	Game: 5-16	31.3%									Rebounds
FT	% 1st Half: 6-7	85.7%	2nd half: 10-14	71.4%	Game: 16-21	76.2%									2

Officials: Brian Dorsey, Ron Groover, Lamar Simpson
 Technical fouls: Virginia Tech-None. Virginia-None.
 Attendance: 14623

Score by periods	1st	2nd	Total
Virginia Tech	21	27	48
Virginia	35	36	71

Points	In	Off	2nd	Fast	Bench
Virginia Tech	22	8	3	4	19
Virginia	26	13	18	0	16

Last FG - VT 2nd-00:24, VA 2nd-02:46.
 Largest lead - VT None, VA by 26 2nd-02:03.
 VT led for 00:00. VA led for 39:07. Game was tied for 00:53.

Score tied - 0 times.
 Lead changed - 0 times.



Official Basketball Box Score -- Game Totals -- Final Statistics
Virginia vs Syracuse
2/4/17 12:01 p.m. at Carrier Dome, Syracuse, N.Y.

**Virginia 62 • (17-5) (7-3)**

#	Player		Total		3-Ptr		Rebounds			PF	TP					Min
			FG-FGA	FG-FGA	FT-FTA	Off	Def	Tot	A			TO	Blk	Stl		
21	Isaiah Wilkins	f	4-6	0-0	1-3	2	2	4	3	9	0	2	1	1	30	
33	Jack Salt	f	0-3	0-0	1-2	1	0	1	0	1	0	3	0	0	10	
00	Devon Hall	g	2-5	2-4	0-0	0	6	6	2	6	2	0	0	0	23	
04	Marial Shayok	g	1-7	0-2	0-0	0	1	1	2	2	2	0	1	0	24	
32	London Perrantes	g	4-8	3-5	0-0	0	1	1	2	11	8	2	1	2	33	
05	Kyle Guy	g	5-8	4-6	0-0	0	1	1	1	14	0	1	0	1	24	
11	Ty Jerome		3-5	3-5	0-0	0	2	2	2	9	4	3	0	1	17	
25	Mamadi Diakite		4-4	0-0	0-0	2	2	4	2	8	0	1	1	0	16	
31	Jarred Reuter		0-1	0-0	0-0	1	0	1	1	0	3	3	0	0	13	
51	Darius Thompson		1-3	0-2	0-0	0	0	0	0	2	2	0	0	0	10	
Team						1	2	3								
Totals			24-50	12-24	2-5	7	17	24	15	62	21	15	4	6	200	
FG % 1st Half: 13-25			52.0%	2nd half: 11-25		44.0%	Game: 24-50		48.0%	Deadball						
3FG % 1st Half: 7-11			63.6%	2nd half: 5-13		38.5%	Game: 12-24		50.0%	Rebounds						
FT % 1st Half: 1-2			50.0%	2nd half: 1-3		33.3%	Game: 2-5		40.0%	3						

Syracuse 66 • (15-9) (7-4)

#	Player		Total		3-Ptr		Rebounds			PF	TP	A TO Blk Stl				Min
			FG-FGA	FG-FGA	FT-FTA	Off	Def	Tot								
03	Andrew White III	f	7-14	3-8	6-8	0	5	5	1	23	2	2	0	3	40	
20	Tyler Lydon	f	2-5	1-3	1-2	0	6	6	1	6	3	1	3	2	40	
12	Taurean Thompson	c	2-3	0-0	0-0	0	0	0	1	4	0	2	0	1	13	
04	John Gillon	g	3-6	0-1	0-0	0	2	2	0	6	4	4	0	2	37	
25	Tyus Battle	g	7-11	3-6	6-8	1	1	2	2	23	0	0	0	2	39	
01	Frank Howard		0-0	0-0	0-0	0	1	1	2	0	2	1	0	0	4	
21	Tyler Roberson		2-3	0-0	0-2	1	1	2	2	4	1	1	2	1	27	
Team						2	3	5								
Totals			23-42	7-18	13-20	4	19	23	9	66	12	12	5	11	200	
FG % 1st Half: 9-23			39.1%	2nd half: 14-19		73.7%	Game: 23-42		54.8%	Deadball Rebounds 5						
3FG % 1st Half: 3-12			25.0%	2nd half: 4-6		66.7%	Game: 7-18		38.9%							
FT % 1st Half: 1-2			50.0%	2nd half: 12-18		66.7%	Game: 13-20		65.0%							

Officials: Lee Cassell, Raymond Styons, Brian O'Connell
 Technical fouls: Virginia-None. Syracuse-None.
 Attendance: 27553

Score by periods	1st	2nd	Total
Virginia	34	28	62
Syracuse	22	44	66

Points	In	Off	2nd	Fast	Bench
Virginia	22	8	3	4	19
Syracuse	26	13	18	0	16

Last FG - VA 2nd-00:20, SU 2nd-00:56.
 Largest lead - VA by 12 1st-00:50, SU by 6 2nd-08:54.
 VA led for 24:31. SU led for 11:56. Game was tied for 03:33.


Score tied - 5 times.
 Lead changed - 1 time.



Official Basketball Box Score -- Game Totals -- Final Statistics
Louisville vs Virginia
02/06/17 7:00 pm at Charlottesville, Va. (JPJ)

**Louisville 55 • 19-5 (7-4 ACC)**


#	Player		Total		3-Ptr		Rebounds			PF	TP	A TO Blk Stl				Min
			FG-FGA	FG-FGA	FT-FTA	Off	Def	Tot								
00	VJ King	f	8-14	3-5	5-6	0	3	3	2	24	0	2	0	1	37	
10	Jaylen Johnson	f	2-4	0-0	0-0	0	0	0	2	4	1	0	0	1	24	
14	Anas Mahmoud	f	1-6	0-0	0-3	0	1	1	2	2	0	0	2	1	35	
23	David Levitch	g	1-2	1-2	0-0	0	2	2	4	3	2	0	0	0	23	
45	Donovan Mitchell	g	6-17	0-5	4-4	1	3	4	1	16	3	2	0	4	38	
05	Matz Stockman		0-0	0-0	0-0	0	0	0	1	0	0	0	0	0	2	
11	Jay Henderson		0-2	0-1	0-0	0	0	0	1	0	0	0	0	0	3	
13	Ray Spalding		1-3	0-0	1-2	2	3	5	1	3	0	0	0	0	19	
30	Ryan McMahon		1-6	1-5	0-0	1	0	1	1	3	1	1	0	2	19	
Team						2	1	3								
Totals				20-54	5-18	10-15	6	13	19	15	55	7	5	2	9	200
FG % 1st Half: 14-30			46.7%	2nd half: 6-24	25.0%	Game: 20-54			37.0%	Deadball						
3FG % 1st Half: 4-11			36.4%	2nd half: 1-7	14.3%	Game: 5-18			27.8%	Rebounds						
FT % 1st Half: 2-2			100.0%	2nd half: 8-13	61.5%	Game: 10-15			66.7%	3,1						



Official Basketball Box Score -- Game Totals -- Final Statistics

Duke vs Virginia

02/15/17 9:10 pm at Charlottesville, Va. (JPJ)



Duke 65 • 21-5 (9-4 ACC)

#	Player	Total		3-Ptr		Rebounds			PF	TP	A TO Blk Stl				Min
		FG-FGA	FT-FTA	FG-FGA	FT-FTA	Off	Def	Tot			A	TO	Blk	Stl	
00	Jayson Tatum	f 8-12	6-7	6-6	0 8 8	1	28	0 3 1 1	36						
21	Amile Jefferson	f 2-2	0-0	0-0	3 2 5	4	4	1 1 0 0	21						
03	Grayson Allen	g 2-10	1-6	0-0	0 1 1	2	5	2 1 0 0	33						
05	Luke Kennard	g 3-10	1-3	9-10	0 7 7	0	16	3 2 0 0	40						
13	Matt Jones	g 2-3	1-1	0-0	1 3 4	3	5	0 1 0 1	36						
01	Harry Giles	2-2	0-0	1-2	1 2 3	1	5	1 2 0 2	19						
15	Frank Jackson	0-2	0-2	2-2	0 0 0	0	2	1 0 0 0	13						
20	Marques Bolden	0-1	0-0	0-0	0 0 0	1	0	0 0 1 0	2						
Team					0 0 0			1							
Totals		19-42	9-19	18-20	5 23 28	12	65	8 11 2 4	200						

FG % 1st Half: 7-21 33.3%

3FG % 1st Half: 3-8 37.5%

FT % 1st Half: 4-4 100.0

2nd half: 12-21 57.1%

6-11 54.5%

14-16 87.5%

Game: 19-42 45.2%

9-19 47.4%

18-20 90.0%

Deadball Rebounds 0,1

Virginia 55 • 18-7 (8-5 ACC)

#	Player	Total		3-Ptr		Rebounds			PF	TP	A TO Blk Stl				Min
		FG-FGA	FT-FTA	FG-FGA	FT-FTA	Off	Def	Tot			A	TO	Blk	Stl	
21	Isaiah Wilkins	f 1-5	0-0	2-2	4 5 9	5	4	0 1 0 0	35						
33	Jack Salt	c 2-2	0-0	0-0	1 4 5	2	4	1 0 0 0	17						
00	Devon Hall	g 4-10	0-2	0-0	1 2 3	5	8	1 2 0 0	23						
04	Marial Shayok	g 3-11	1-4	0-0	1 1 2	3	7	2 1 0 1	33						
32	London Perrantes	g 4-11	1-5	5-5	0 4 4	2	14	2 3 0 1	34						
05	Kyle Guy	1-5	1-2	0-0	0 0 0	2	3	1 0 0 0	11						
11	Ty Jerome	5-8	2-4	1-1	0 1 1	1	13	1 1 0 0	19						
25	Mamadi Diakite	0-1	0-1	0-0	3 3 6	1	0	1 0 3 1	17						
31	Jarred Reuter	1-1	0-0	0-0	0 0 0	0	2	0 0 0 0	5						
51	Darius Thompson	0-3	0-2	0-0	0 0 0	0	0	0 0 0 0	6						
Team					2 0 2			1							
Totals		21-57	5-20	8-8	12 20 32	21	55	9 9 3 3	200						

FG % 1st Half: 9-28 32.1%

3FG % 1st Half: 3-12 25.0%

FT % 1st Half: 4-4 100.0

2nd half: 12-29 41.4%

2-8 25.0%

4-4 100.0

Game: 21-57 36.8%

5-20 25.0%

8-8 100.0

Deadball Rebounds 0

Officials: Bill Covington Jr., John Gaffney, Jeffrey Anderson

Technical fouls: Duke-None. Virginia-None.

Attendance: 14623

UVA: Wilkins fouled out at 00:51.5 (II)

UVA: Hall fouled out at 00:36.7 (II)

Score by periods		1st	2nd	Total			In	Off	2nd	Fast		
		21	44	65			Paint	T/O	Chance	Break		
Duke		25	30	55			16	13	3	2	7	
Virginia		25	30	55			26	9	4	0	18	

Points

DU

VA

Score tied - 3 times.

Lead changed - 3 times.

FG % 1st Half: 9-28 32.1%

3FG % 1st Half: 3-12 25.0%

FT % 1st Half: 4-4 100.0

2nd half: 12-29 41.4%

2-8 25.0%

4-4 100.0

Game: 21-57 36.8%

5-20 25.0%

8-8 100.0

Deadball Rebounds 0

Officials: Bill Covington Jr., John Gaffney, Jeffrey Anderson

Technical fouls: Duke-None. Virginia-None.

Attendance: 14623

UVA: Wilkins fouled out at 00:51.5 (II)

UVA: Hall fouled out at 00:36.7 (II)

OFFICIAL BASKETBALL BOX SCORE

Virginia vs North Carolina

Sat, Feb 18, 2017 8:15 PM Smith Center, Chapel Hill

Final

Virginia 18-8, 8-6 ACC

No	Name	Total		3-Pt		FT	FTA	Rebounds			PF	TP	A	TO	BLK	S	MIN
		FG	FGA	FG	FGA			OF	DF	TOT							
21	Wilkins, Isaiah	f 3	7	0	0	1	1	2	2	4	3	7	0	0	0	0	21
33	Salt, Jack	c 1	2	0	0	0	2	1	3	4	3	2	0	0	1	0	15
00	Hall, Devon	g 0	7	0	4	0	0	0	6	6	1	0	0	2	0	0	29
04	Shayok, Marial	g 6	12	1	2	0	0	0	1	1	3	13	2	0	0	0	30
32	Perrantes, London	g 3	10	1	6	5	5	0	4	4	0	12	2	1	0	0	30
25	Diakite, Mamadi	0	0	0	0	2	2	0	2	2	1	2	1	1	3	2	21
31	Reuter, Jarred	1	1	0	0	0	0	0	0	0	1	2	1	1	0	0	9
11	Jerome, Ty	0	6	0	3	0	0	0	2	2	1	0	0	0	0	0	15
05	Guy, Kyle	0	5	0	3	0	0	0	0	0	0	0	1	0	0	0	13
51	Thompson, Darius	1	4	0	2	1	2	0	0	0	1	3	1	1	1	0	17
Team								2	1	3	0						
Totals		15	54	2	20	9	12	5	21	26	14	41	8	6	5	2	200

Total FG% 1st Half: 8-24 (33.3)

3 PT FG% 1st Half: 0-8 (0.0)

FT% 1st Half: 6-7 (85.7)

2nd: 7-30 (23.3)

2nd: 2-12 (16.7)

2nd: 3-5 (60.0)

Game: 15-54 (27.8)

Game: 2-20 (10.0)

Game: 9-12 (75.0)

Deadball Rebounds 3

North Carolina 23-5, 11-3 ACC

No	Name	Total		3-Pt		FT	FTA	Rebounds			PF	TP	A	TO	BLK	S	MIN
		FG	FGA	FG	FGA			OF	DF	TOT							
44	Jackson, Justin	f 7	14	4	8	2	3	1	3	4	1	20	6	2	0	0	31
04	Hicks, Isaiah	f 5	7	0	0	0	0	0	8	8	3	10	0	0	0	0	25
03	Meeks, Kennedy	f 6	10	0	0	1	1	1	6	7	1	13	2	1	3	0	25
01	Pinson, Theo	g 4	6	1	3	0	1	0	1	1	3	9	3	1	0	1	27
02	Berry II, Joel	g 2	9	1	5	0	0	1	2	3	2	5	3	3	0	1	28
05	Bradley, Tony	0	2	0	0	1	2	1	2	3	3	1	0	0	2	1	14
00	Britt, Nate	1	4	0	1	0	0	0	2	2	0	2	1	1	0	1	14
32	Maye, Luke	2	4	1	1	0	0	3	4	7	0	5	0	1	0	0	14
21	Woods, Seventh	0	0	0	0	0	0	0	3	3	0	0	2	0	0	0	11
14	Robinson, Brandon	0	1	0	1	0	0	0	1	1	0	0	0	0	0	0	6
30	White, Stilman	0	0	0	0	0	0	0	0	0	0	0	0	0	0	0	2
11	Rush, Shea	0	1	0	0	0	0	0	0	0	0	0	0	0	0	0	1
13	Coker, Kanler	0	0	0	0	0	0	0	1	1	0	0	0	0	0	0	1
25	Rohlman, Aaron	0	0	0	0	0	0	0	0	0	0	0	0	0	0	0	1
Team								3	1	4	0						
Totals		27	58	7	19	4	7	10	34	44	13	65	17	9	5	4	200

Total FG% 1st Half: 13-27 (48.1)

3 PT FG% 1st Half: 5-12 (41.7)

FT% 1st Half: 3-5 (60.0)

2nd: 14-31 (45.2)

2nd: 2-7 (28.6)

2nd: 1-2 (50.0)

Game: 27-58 (46.6)

Game: 7-19 (36.8)

Game: 4-7 (57.1)

Deadball Rebounds 3

Officials: Brian O'Connell, Doug Simons, Tim Clougherty

Technical: Virginia -None North Carolina -None

Attendance: 21,750

Scoring By Periods		1	2	Total
Virginia		22	19	41
North Carolina		34	31	65

2016-17 UVA STARTING LINEUPS

Game	G	G	G	F	C	Record
at UNCG	Perrantes	Hall	Thompson	Wilkins	Salt	1-0
St. Francis Brooklyn	Perrantes	Hall	Thompson	Wilkins	Salt	2-0
Yale	Perrantes	Hall	Thompson	Wilkins	Salt	3-0
Grambling State	Perrantes	Hall	Thompson	Wilkins	Salt	4-0
vs. Iowa	Perrantes	Hall	Thompson	Wilkins	Salt	5-0
vs. Providence	Perrantes	Hall	Thompson	Wilkins	Salt	6-0
Ohio State	Perrantes	Hall	Thompson	Wilkins	Salt	7-0
West Virginia	Perrantes	Hall	Thompson	Wilkins	Salt	7-1
East Carolina	Perrantes	Hall	Thompson	Wilkins	Salt	8-1
Robert Morris	Perrantes	Hall	Thompson	Wilkins	Salt	9-1
at California	Perrantes	Hall	Thompson	Wilkins	Salt	10-1
at Louisville	Perrantes	Hall	Thompson	Wilkins	Salt	11-1
Florida State	Perrantes	Hall	Thompson	Wilkins	Salt	11-2
at Pitt	Perrantes	Hall	Guy	Wilkins	Salt	0-1
Wake Forest	Perrantes	Hall	Shayok	Wilkins	Salt	1-0
at Clemson	Perrantes	Hall	Shayok	Wilkins	Salt	2-0
at Boston College	Perrantes	Hall	Shayok	Wilkins	Salt	3-0
Georgia Tech	Perrantes	Hall	Shayok	Wilkins	Salt	4-0
at Notre Dame	Perrantes	Hall	Shayok	Wilkins	Salt	5-0
at Villanova	Perrantes	Hall	Shayok	Wilkins	Salt	5-1
Virginia Tech	Perrantes	Hall	Shayok	Wilkins	Salt	6-1
at Syracuse	Perrantes	Hall	Shayok	Wilkins	Salt	6-2
Louisville	Perrantes	Hall	Shayok	Wilkins	Salt	7-2
at Virginia Tech	Perrantes	Hall	Shayok	Wilkins	Salt	7-3
Duke	Perrantes	Hall	Shayok	Wilkins	Salt	7-4
at North Carolina	Perrantes	Hall	Shayok	Wilkins	Salt	7-5

VIRGINIA HIGHS FOR 2016-17

Team	
Points.....	90..... Grambling State (11/22/16)
FG Made.....	33..... at Pitt (1/4/17)
FG Attempts.....	67..... at Pitt (1/4/17)
FG %.....	59.6% (31-52)..... 2x, last Robert Morris (12/17/16)
3-PT FG Made.....	14..... Grambling State (11/22/16)
3-PT FG Attempts.....	34..... Grambling State (11/22/16)
3-PT FG %.....	56.3% (9-16)..... Florida State (12/31/16)
FT Made.....	18..... 2x, last Louisville (2/6/17)
FT Attempts.....	24..... Wake Forest (1/8/17)
FT %.....	90% (18-20)..... Louisville (2/6/17)
Rebounds.....	44..... Grambling State (11/22/16)
Assists.....	23..... Grambling State (11/22/16)
Steals.....	12..... at Boston College (1/18/17)
Blocked Shots.....	8..... 2x, last Louisville (2/6/17)
Turnovers.....	16..... at Clemson (1/14/17)
Fouls.....	21..... at Pitt (1/4/17)
Points in Paint.....	48..... Robert Morris (12/17/16)
Points off Turnovers.....	31..... Grambling State (11/22/16)
Second Chance Points.....	19..... vs. Iowa (11/25/16)
Fast Break Points.....	18..... Grambling State (11/22/16)
Bench Points.....	61..... Grambling State (11/22/16)

OPPONENT HIGHS FOR 2016-17

Team	
Points.....	88..... at Pitt (1/4/17)
FG Made.....	29..... at Pitt (1/4/17)
FG Attempts.....	59..... at Virginia Tech (2/12/17)
FG %.....	53.7% (29-54)..... at Pitt (1/4/17)
3-PT FG Made.....	13..... at Pitt (1/4/17)
3-PT FG Attempts.....	26..... St. Francis Brooklyn (11/15/16)
3-PT FG %.....	61.9% (13-21)..... at Pitt (1/4/17)
FT Made.....	20..... 2x, last at Virginia Tech (2/12/17)
FT Attempts.....	28..... at Pitt (1/4/17)
FT %.....	84.6% (11-13)..... Ohio State (11/30/16)
Rebounds.....	44..... at North Carolina (2/18/17)
Assists.....	16..... at Pitt (1/4/17)
Steals.....	11..... at Syracuse (2/4/17)
Blocked Shots.....	6..... at Notre Dame (1/24/17)
Turnovers.....	21..... Grambling State (11/22/16)
Fouls.....	22..... Wake Forest (1/8/17)
Points in Paint.....	42..... at Clemson (1/14/17)
Points off Turnovers.....	23..... at Clemson (1/14/17)
Second Chance Points.....	21..... at Pitt (1/4/17)
Fast Break Points.....	11..... at Syracuse (2/4/17)
Bench Points.....	33..... at Virginia Tech (2/12/17)

VIRGINIA LOWS FOR 2016-17

Team	
Points.....	41..... at North Carolina (2/18/17)
FG Made.....	15..... at North Carolina (2/18/17)
FG Attempts.....	42..... vs. Providence (11/26/16)
FG %.....	36.8% (21-57)..... Duke (2/15/17)
3-PT FG Made.....	0..... St. Francis Brooklyn (11/15/16)
3-PT FG Attempts.....	8..... at Louisville (12/28/16)
3-PT FG %.....	0% (0-10)..... St. Francis Brooklyn (11/15/16)
FT Made.....	2..... 2x, last at Syracuse (2/4/17)
FT Attempts.....	3..... at Villanova (1/29/17)
FT %.....	40% (2-5)..... 2x, last at Syracuse (2/4/17)
Rebounds.....	24..... 3x, last at Syracuse (2/4/17)
Assists.....	8..... 2x, last at North Carolina (2/18/17)
Steals.....	1..... at Cal (12/21/16)
Blocked Shots.....	0..... at Louisville (12/28/16)
Turnovers.....	5..... vs. Iowa (11/25/16), at Boston College (1/18/17)
Fouls.....	10..... Yale (11/20/16)
Points in Paint.....	14..... West Virginia (12/3/16)
Points off Turnovers.....	2..... at North Carolina (2/18/17)
Second Chance Points.....	0..... at Boston College (1/18/17)
Fast Break Points.....	0..... 5x, last at Clemson (1/14/17)
Bench Points.....	7..... at North Carolina (2/18/17)

Individual

Points.....	25..... Perrantes at Clemson (1/14/17)
FG Made.....	8..... Perrantes, Shayok at Clemson (1/14/17)
FG Attempts.....	22..... Perrantes at Virginia Tech (2/12/17)
FG %.....	100% (6-6)..... Wilkins at Villanova (1/29/17)
3-PT FG Made.....	5..... 2x, last Perrantes at Notre Dame (1/24/17)
3-PT FG Attempts.....	8..... 3x, last Perrantes at Notre Dame (1/24/17)
3-PT FG %.....	100% (2-2)..... 3x, last Hall at Boston College (1/18/17)
FT Made.....	9..... Wilkins at Notre Dame (1/24/17)
FT Attempts.....	10..... Wilkins at Notre Dame (1/24/17)
FT %.....	100% (6-6)..... Perrantes vs. Wake Forest (1/8/17)
Rebounds.....	13..... Wilkins at Clemson (1/14/17)
Assists.....	8..... Perrantes at Syracuse (2/4/17)
Steals.....	3..... 9x, last Thompson at Virginia Tech (2/12/17)
Blocked Shots.....	5..... 2x, last Wilkins vs. Louisville (2/6/17)
Turnovers.....	5..... 2x, last Perrantes at Louisville (12/28/16)
Fouls.....	5..... 7x, last Wilkins & Hall vs. Duke (2/15/17)

Individual

Points.....	29..... Dwayne Bacon, Florida State (12/31/16)
FG Made.....	11..... Dwayne Bacon, Florida State (12/31/16)
FG Attempts.....	18..... 2x, last Michael Young, at Pitt (1/4/17)
FG %.....	71.4% (10-14)..... Jaron Blossomgame, at Clemson (1/14/17)
3-PT FG Made.....	6..... 3x, last Jayson Tatum, Duke (2/15/17)
3-PT FG Attempts.....	12..... Jabari Bird, at Cal (12/21/16)
3-PT FG %.....	85.7% (6-7)..... 2x, last Jayson Tatum, Duke (2/15/17)
FT Made.....	9..... 2x, last Luke Kennard, Duke (2/15/17)
FT Attempts.....	12..... Jamel Artis, at Pitt (1/4/17)
FT %.....	100% (8-8)..... Rodney Bullock, vs. Providence (11/26/16)
Rebounds.....	13..... Quinton Stephens, Georgia Tech (1/17/17)
Assists.....	7..... Kyron Cartwright, vs. Providence (11/26/16)
Steals.....	5..... Kavon Stewart, Robert Morris (12/17/16)
Blocked Shots.....	3..... 3x, last Kennedy Meeks, at North Carolina (2/18/17)
Turnovers.....	8..... JaQuan Lyle, Ohio State (11/30/16)
Fouls.....	5..... 4x, last Zach LeDay, at Virginia Tech (2/12/17)

OPPONENT LOWS FOR 2016-17

Team	
Points.....	32..... St. Francis Brooklyn (11/15/16)
FG Made.....	11..... St. Francis Brooklyn (11/15/16)
FG Attempts.....	40..... 2x, last at Villanova (1/29/17)
FG %.....	22.9% (11-48)..... St. Francis Brooklyn (11/15/16)
3-PT FG Made.....	2..... at Louisville (12/28/16)
3-PT FG Attempts.....	9..... Georgia Tech (1/21/17)
3-PT FG %.....	14.3% (2-14)..... at Louisville (12/28/16)
FT Made.....	2..... Yale (11/20/16)
FT Attempts.....	4..... Yale (11/20/16)
FT %.....	50% (2-4)..... Yale (11/20/16)
Rebounds.....	19..... Louisville (2/6/17)
Assists.....	3..... Grambling State (11/22/16)
Steals.....	0..... at Pitt (1/4/17)
Blocked Shots.....	1..... 2x, last Georgia Tech (1/21/17)
Turnovers.....	8..... West Virginia (12/3/16)
Fouls.....	12..... East Carolina (12/6/16)
Points in Paint.....	8..... 2x, last vs. Robert Morris (12/17/16)
Points off Turnovers.....	0..... at Boston College (1/18/17)
Second Chance Points.....	0..... Georgia Tech (1/21/17)
Fast Break Points.....	0..... 8x, last vs. Wake Forest (1/8/17)
Bench Points.....	0..... vs. Providence (11/26/16)

THE LAST TIME

VIRGINIA INDIVIDUALS

- **Scored 30 points:** Joe Harris (36) vs. Duke (2/28/13)
- **Scored 40 points:** Sean Singletary (41) at Miami (3/1/08)
- **Two players with 20 points:** Malcolm Brogdon (24) and Anthony Gill (21) vs. Notre Dame (1/2/16)
- **Three players with 20 points:** Chris Williams (27), Roger Mason, Jr. (22) and Donald Hand (20) vs. Duke (1/5/00)
- **Four players with 20 points:** Chris Williams (23), Donald Hand (22), Adam Hall (21) and Travis Watson (20) vs. Georgetown (3/15/00)
- **A player with back-to-back 25-point games:** Joe Harris, 26 vs. Virginia Tech (2/12/13), 27 at North Carolina (2/16/13)
- **One player scored in double figures:** Devon Hall (10) at Louisville (12/28/16)
- **No players scored in double figures:** vs. Wisconsin (12/4/13)
- **Five players scored in double figures:** London Perrantes (16), Devon Hall (15), Marial Shayok (14), Darius Thompson (11), Jarred Reuter (10) at Pitt (1/4/17)
- **Six players scored in double figures:** Sean Singletary (27), Adrian Joseph (13), Jamil Tucker (13), Mamadi Diane (12), Calvin Baker (11), Laurynas Mikalauskas (11), vs. Maryland (3/9/08)
- **Seven players scored in double figures:** Cornel Parker (20), Junior Burrough (15), Ted Jeffries (14), Cory Alexander (13), Jason Williford (12), Yuri Barnes (11) and Doug Smith (11) vs. Clemson (1/13/93)
- **Had 15 rebounds:** Mike Tobey (16) vs. Tenn. State (11/25/14)
- **Had 20 rebounds:** Mike Tobey (20) vs. Louisville (3/5/16)
- **Had 25 rebounds:** Bob Mortell (25) vs. Washington & Lee (2/27/60)
- **Two players with 10 rebounds:** Anthony Gill (13) and Darion Atkins (10) vs. Davidson (12/30/14)
- **Three players with 10 rebounds:** Yuri Barnes (13), Jason Williford (12) and Junior Burrough (11) vs. Rice (12/4/93)
- **Double-Double:** Isaiah Wilkins (13 pts, 11 rebs & 5 blocks) vs. Louisville (2/6/17)
- **Two players had a double-double:** Anthony Gill (25 pts, 13 rebs) and D. Atkins (13 pts, 10 rebs) vs. Davidson (12/30/14)
- **Three players had a double-double:** Jason Williford (10 pts, 15 rebs), Ted Jeffries (23 pts, 10 rebs), and Cornel Parker (11 pts, 11 rebs) at William & Mary (1/25/93)
- **Double-Double with points and assists:** London Perrantes (16 pts, 11 assists) vs. George Mason (11/22/15)
- **Triple-Double:** Ralph Sampson (15 pts, 22 rebs, 10 blks) vs. Old Dominion (12/29/79)
- **Four Double-Doubles in a row:** Mike Scott [5 in a row] (27 pts, 15 rebs) vs. Oklahoma (11/23/10), (16 pts, 10 rebs) vs. Wichita State (11/24/10), (17 pts, 12 rebs) at Minnesota (11/29/10), (21 pts, 13 rebs) at Virginia Tech (12/5/10), (10 pts, 13 rebs) vs. Radford (12/7/10)
- **20 points and 20 rebounds:** Travis Watson (21 pts, 20 rebs) vs. Wofford (1/2/03)
- **20 points and 10 rebounds:** Anthony Gill (20 pts, 12 rebs) vs. West Virginia (12/8/15)
- **10 assists:** London Perrantes (11) vs. George Mason (11/22/15)
- **5 blocked Shots:** Isaiah Wilkins (5) vs. Louisville (2/6/17)
- **5 steals:** Devon Hall (5) at James Madison (11/14/14)
- **Led UVA in points, rebounds and assists:** Devon Hall (17 points, 9 rebounds, 4 assists) vs. Virginia Tech (1/1/17)
- **Hit a last second shot to win a game:** Darius Thompson at Wake Forest (1/24/16) [3-pointer at the buzzer]
- **Played every minute:** Sylven Landesberg (45) vs. Clemson (2/15/09)
- **Played more than 40 minutes:** London Perrantes (46) at Virginia Tech (2/12/17)

VIRGINIA TEAM

- **Won in Overtime:** vs. California, 63-62 (12/22/15)
- **Lost in Overtime:** at Virginia Tech, 80-78 2 OT (2/12/17)
- **Played Two Overtimes:** at Virginia Tech, 80-78 2 OT (2/12/17)
- **Played Three Overtimes:** vs. Georgetown, L 115-111 (3/15/00)
- **Shot 70 percent for a half:** 72% (18-25) vs. Grambling State - 1st Half (11/22/16)
- **Shot 60 percent in a game:** 62.8% (27-43) vs. WVU (12/5/15)
- **Shot less than 30 percent in a game:** 27.8% (15-54) at North Carolina (2/18/17)
- **Shot 90 percent from the free throw line:** 90% (18-20) vs. Louisville (2/4/17)
- **Shot 70 percent from 3-point line:** 71.4% (5-7) at James Madison (11/14/14)
- **Shot less than 30 percent in a half:** 23.3% (7-30) in 2nd Half at North Carolina (2/18/17)
- **Shot less than 20 percent in a half:** 18.2% (4-22) in 1st Half vs. California (12/22/15)
- **Shot 55 percent or better and lost:** 58.5% (31-53) at North Carolina (2/16/13)
- **Shot 50 percent or better and lost:** 50% (25-50) at Villanova (1/29/17)
- **Attempted 50 FTs:** 52 (made 34) vs. Howard (12/12/94)
- **Made 30 FTs:** 31 (36 att.) vs. Tennessee (3/18/07)
- **Made 13 3-pt FGs:** 14 vs. Grambling State (11/22/15)
- **Failed to make a 3-pt FG:** vs. St. Francis Brooklyn (11/15/16)
- **Had 50 rebounds:** 50 vs. Morgan State (11/13/15)
- **Had 25 assists:** 26 vs. Iowa State (3/25/16)
- **Had 15 steals:** 16 vs. NC State (2/24/08)
- **Had 10 blocks:** 11 vs. Norfolk State (11/16/14)
- **Scored 50 pts in a half:** 54 vs. Butler, 2nd half (3/19/16)
- **Scored 60 pts in a half:** 60 vs. Gonzaga, 1st half (1/3/07)
- **Scored 70 pts in a half:** 70 vs. Coastal Carolina, 2nd half (11/20/00)
- **Scored 100 pts (ACC):** 103 vs. Maryland (1/16/07)
- **Scored 100 pts (non-conf):** 107 vs. VMI (11/16/08)
- **Scored under 20 pts in 1st half:** 18 vs. Mich. State (3/22/15)
- **Scored under 20 pts in 2nd half:** 19 at No. Carolina (2/18/17)
- **Scored under 50 pts in a game:** 41 at No. Carolina (2/18/17)
- **Defeated top-5 opponent:** 71-55 vs. #4 Louisville (2/6/17)
- **Defeated top-5 opponent on the road:** 77-69 at #3 Duke (1/17/93)
- **Defeated top-ranked opponent:** 86-73 vs. #1 North Carolina (1/30/86)
- **Won when trailing by 16 points:** Trained 32-16 during 63-61 vs. Ohio State (11/30/16)
- **Won when trailing by 17 points:** Trained 31-14 during 61-58 overtime win vs. Maryland (3/10/13)

OPPONENT INDIVIDUALS

- **Scored 30 points:** Georges Niang (30), Iowa State (3/27/16)
- **Scored 35 points:** Erick Green (35), Virginia Tech (1/24/13)
- **Scored 40 points:** J.J. Redick (40), Duke (1/28/06)
- **Scored 50 points:** Len Chappell (50), Wake (2/12/62)
- **Two players with 20 points:** Andrew White (23) and Tyus Battle (23) at Syracuse (2/4/17)
- **Three players with 20 points:** Jordan McRae (21), Jarnell Stokes (20), Josh Richardson (20), at Tennessee (12/30/13)
- **Two players with 30 points:** Trevor Powell (31) and Tony Smith (31), at Marquette (2/3/90)
- **No players scored in double figures:** Grambling State (11/22/15)
- **Five players scored in double figures:** Jaire Grayer (16), Otis Livingston (11), Shevon Thompson (11), Marquise Moore (10) and Marko Gujanic (10), vs. George Mason (11/22/15)
- **Six players scored in double figures:** C.J. Harris (15), Ari Stewart (12), Travis McKie (12), J.T. Terrell (11), Ty Walker (11), Gary Clark (10), at Wake Forest (1/29/11)
- **Seven players scored in double figures:** Stanley Burrell (15), Drew Lavender (13), C.J. Anderson (12), B.J. Raymond (12), Josh Duncan (11), Charles Bronson (11), and Jason Love (10), at Xavier (1/3/08)
- **Double-Double:** Michael Young (12 pts, 10 rebs), at Pitt (2/6/16)
- **Double-Double with points and assists:** Keifer Sykes (21 pts, 10 assts), at Green Bay (12/7/13)
- **Two players had a double-double:** C.J. Leslie (20 pts, 14 rebs) & Richard Howell (12 pts, 11 rebs), NC State (1/29/13)
- **Had 15 rebounds:** Amile Jefferson (15), Duke (1/13/14)
- **Had 20 rebounds:** Tim Duncan (23), Wake Forest (2/22/97)
- **Had 10 assists:** Keifer Sykes (10), at Green Bay (12/7/13)
- **5 Blocked Shots:** BeeJay Anya (5), at NC State (2/11/15)
- **5 Steals:** Briante Weber (5), VCU (12/6/14)
- **Hit a last second shot to win a game:** Donte DiVincenzo, Villanova (12/31/16), tip-in at the end of regulation

OPPONENT TEAM

- **Shot less than 30 percent in a game:** 23.9 (11-46), vs. Robert Morris (12/17/16)
- **Shot less than 30 percent in a game (ACC):** 27.6 (16-58), vs. Louisville (3/5/16)
- **Shot 60 percent in a game:** 63.8% (37-58), at Xavier (1/3/08)
- **Shot 55 percent or better and lost:** 55.3% (26-47), Cleveland State (11/25/09)
- **Scored 100 pts:** 106, Washington (11/22/10)
- **Scored 90 pts in an ACC game:** 93, North Carolina (2/16/13)
- **Scored 60 pts in a half:** 60, at Miami, 2nd half (3/1/08)
- **Scored 50 pts in a half:** 53, at UNC, 2nd half (2/16/13)
- **Scored under 10 pts in 1st half:** 9, Grambling St. (11/22/16)
- **Scored under 20 pts in 1st half:** 18, Robert Morris (12/17/16)
- **Scored under 20 pts in 2nd half:** 19, S.F. Brooklyn (11/15/16)
- **Scored under 40 pts in a game:** 34, Grambling St. (11/22/16)
- **Had 25 assists:** 27, at Xavier (1/3/08)
- **Had 15 steals:** 15, VMI (11/16/08)
- **Had 10 blocks:** 10 at Maryland (3/5/11)
- **Failed to make a 3-pt FG:** Georgia Tech (1/22/15)

2016-17 VIRGINIA MISCELLANEOUS STATISTICS

Largest halftime lead: 40 vs. Grambling State (49-9) - 11/22/16
 Largest halftime deficit: 12, 2x, last at North Carolina (34-22) - 2/18/17
 Largest halftime deficit overcome in a win: 12 vs. OSU (36-24) - 11/30/16
 Largest halftime lead surrendered in a loss: 14 at VT (37-23) - 2/12/17
 Largest deficit overcome in a win: 16 vs. OSU (32-16) - 11/30/16
 Largest lead surrendered in a loss: 14 at Virginia Tech (37-23) - 2/12/17

Largest deficit at any time: 27 at North Carolina (63-36) - 2/18/17
 Largest lead at any time: 57 vs. Grambling State (11/22/16)
 Most consecutive points scored: 26 vs. Grambling State (11/22/16)
 Most consecutive points allowed: 13-0 at Villanova (1/29/17)
 Longest scoring drought: 7:11 at Syracuse (2/4/17)

JOHN PAUL JONES ARENA RECORDS

VIRGINIA PLAYERS

Points:	40, J.R. Reynolds vs. Wake Forest, 1/21/07
Most 1st Half Points:	23, Sean Singletary vs. Virginia Tech, 1/16/08
Most 2nd Half Points:	26, Sylven Landesberg vs. Boston College, 2/4/09
Rebounds:	20, Mike Tobey vs. Louisville, 3/5/16
Field Goals:	13, Sylven Landesberg vs. Boston College, 2/4/09
Field Goal Attempts:	23, Sylven Landesberg vs. Boston College, 2/4/09
Field Goal Pct.:	1.000 (9-9), Mike Scott vs. Wake Forest, 2/8/12
3-Point Field Goals:	8, Mustapha Farrakhan vs. Howard, 1/4/11
3-Point FG Attempts:	12, Sean Singletary vs. Gonzaga, 1/3/07 12, Sean Singletary vs. Georgia Tech, 2/24/07
3-Point FG Pct.:	1.000 (5-5), Malcolm Brogdon vs. Boston College, 2/3/16 Justin Anderson vs. Tennessee State, 11/25/14 1.000 (4-4), Joe Harris vs. Hampton, 11/26/13 1.000 (4-4), London Perrantes vs. Miami, 2/26/14
Free Throws Made:	14, Sean Singletary vs. Hampton, 12/16/06 14, Sylven Landesberg vs. Florida State, 1/24/09
Free Throw Attempts:	16, Sean Singletary vs. Hampton, 12/16/06
FT Pct.:	1.000 (14-14), Sylven Landesberg vs. Florida State, 1/24/09 1.000 (12-12), Malcolm Brogdon vs. Villanova, 12/19/15
Assists:	10, three times by Sean Singletary last vs. Old Dominion, 3/24/08 10, Jontel Evans vs. Howard, 1/4/11
Steals:	7, Sean Singletary vs. NC State, 2/24/08
Blocks:	5, 6x, last by Isaiah Wilkins, 2/6/17

VIRGINIA TEAM

Most Points:	108 vs. Gonzaga, 1/3/07
Fewest Points:	38 vs. Wisconsin, 12/4/13
Most 1st Half:	60 vs. Gonzaga, 1/3/07
Fewest 1st Half:	15 vs. Iowa State, 12/30/10
Most 2nd Half:	57 vs. Arizona, 11/12/06
Fewest 2nd Half:	15 vs. Duke, 2/16/11
Rebounds:	54 vs. UMES, 11/26/06
Field Goals:	43 vs. VMI, 11/16/08
Field Goal Attempts:	82 vs. UNC, 1/15/09
Field Goal Pct.:	.667 (32-48) vs. Howard, 1/4/11
3-Pt. FG:	18 vs. Gonzaga, 1/3/07
3-Pt. FG Attempts:	36 vs. Georgia Tech, 1/27/08
3-Point FG Pct.:	.727 (8-11) vs. North Texas, 11/20/12
Free Throws:	39 vs. Maryland, 1/16/07
FT Attempted:	49 vs. Maryland, 1/16/07
Free Throw Pct.:	1.000 (19-19) vs. Winthrop, 11/15/11
Assists:	24 vs. Howard, 11/14/07 24 vs. VMI, 11/16/08
Steals:	16 vs. NC State, 2/24/08
Blocks:	12 vs. Longwood, 2/13/07
Most Turnovers:	21 vs. Longwood, 12/7/07 21 vs. Hampton, 12/19/07
Fewest Turnovers:	2 vs. Louisville, 2/7/15

OPPONENT PLAYERS

Points:	32, 3x last by DeWayne Jackson, Morgan State, 12/19/12
Most 1st Half Points:	19, DeWayne Jackson, Morgan State, 12/19/12
Most 2nd Half Points:	28, Talor Battle, Penn State, 11/30/09
Rebounds:	16, 2x last by Jamelle Hagins, Delaware, 11/13/12
Field Goals:	13, Elijah Millsap, UAB, 12/30/09
Field Goal Attempts:	24, Malcolm Delaney, Virginia Tech, 1/28/10
Field Goal Pct.:	.875 (7-8), Ahmed Grant, UNC Wilmington, (1/18/10)
3-Point Field Goals:	8, K.C. Rivers, Clemson, 2/7/08
3-Pt. FG Attempts:	15, Malcolm Delaney, Virginia Tech, 2/19/11
3-Pt. FG Pct.:	1.000 (5-5), Tony Dukes, USC Upstate, 11/15/10
Free Throws Made:	15, Tyler Hansbrough, North Carolina, 1/15/09
FT Attempted:	17, Tyler Hansbrough, North Carolina, 1/15/09
FT Pct.:	1.000 (8-8), Tyrese Rice, Boston College, 2/4/09 1.000 (8-8), Sean Mosley, Maryland, 3/6/10 1.000 (7-7), Roy Devyn Marble, Iowa, 3/27/13
Assists:	11, Cliff Hammonds, Clemson, 2/7/08
Steals:	5, Jon Scheyer, Duke, 2/28/10
Blocks:	6, Eric Hall, Radford, 11/21/08

OPPONENT TEAM

Most Points:	97, VMI, 11/16/08
Fewest Points:	27, Harvard, 12/21/14
Most 1st Half:	50, North Carolina, 1/15/09
Fewest 1st Half:	8, Harvard, 12/21/14
Most 2nd Half:	61, Gonzaga, 1/3/07
Fewest 2nd Half:	12, Georgia Tech, 1/22/15
Rebounds:	48, North Carolina, 2/25/12
Field Goals:	37, VMI, 11/16/08
Field Goal Attempts:	79, VMI, 11/16/08
Field Goal Pct.:	.566 (30-53) Liberty, 11/25/08
3-Pt. FG:	16, Clemson, 2/7/08
3-Pt. FG Attempts:	39, Hartford, 12/30/07
3-Point FG Pct.:	.615 (16-26) Clemson, 2/7/08
Free Throws:	26, Boston College, 2/4/09
FT Attempted:	31, Boston College, 2/4/09
Free Throw Pct.:	1.000 (15-15) Iowa, 3/27/13
Assists:	22, Clemson, 2/7/08
Steals:	15, VMI, 11/16/08
Blocks:	10, Radford, 11/21/08 10, North Carolina, 1/15/09
Most Turnovers:	25, NC State, 2/24/08
Fewest Turnovers:	4, Clemson, 1/31/12

RECORD AT JOHN PAUL JONES ARENA

2006-07 to present	187 games - 148-39 (.791)
--------------------	---------------------------

LONGEST WINNING STREAKS

24 games from 2/7/15 vs. Louisville through 11/30/16 vs. Ohio State
21 games from 12/21/13 vs. Northern Iowa through 1/22/15 vs. Georgia Tech

LONGEST ACC WINNING STREAK

21 games from 1/6/13 vs. North Carolina through 1/22/15 vs. Georgia Tech
--

LONGEST LOSING STREAK

4 games from 2/6/10 vs. Wake Forest through 3/6/10 vs. Maryland

MISCELLANEOUS

Biggest Comeback:	19 points vs. Arizona, 11/12/06
Biggest Lead Given up in a Loss:	14 points vs. Bradley, 3/26/08
Largest Lead:	57 points vs. Grambling State, 11/22/16
Biggest Deficit:	38 points vs. Clemson, 2/7/08
Largest Margin of Victory:	56 points vs. Grambling State, 11/22/16
Largest Margin of Defeat:	31 points vs. Clemson, 2/7/08
Overtime Games (Record):	8 (4-4); Last: 63-62 win vs. California, 12/22/15

Devon HALL

G • 6-5 • 203 • R-Junior • Virginia Beach, Va. • Cape Henry Collegiate

0

2016-17 HIGHLIGHTS

- Started all 26 games
- Scored 10+ points in 11 games
- Recorded six points, including a pair of 3-pointers vs. Iowa (11/25/16)
- Scored a season-best 12 points against Ohio State (11/30/16)
- Tallied 13 points vs. Robert Morris (12/17/16)
- Grabbed six rebounds at California (12/21/16) and Louisville (12/28/16)
- Recorded a game-high 10 points at Louisville (12/28/16)
- Tallied 10 points and five rebounds vs. Florida State (12/31/16)
- Registered 15 points and a career-high nine rebounds in a career-best 39 minutes at Pitt (1/4/17)
- Recorded 13 points and 8 rebounds vs. Wake Forest (1/8/17)
- Tallied 13 points and a season-high six assists at Boston College (1/18/17)
- Had 10 points, four rebounds and four assists vs. Georgia Tech (1/21/17)
- Matched a career high with nine rebounds at Notre Dame (1/24/17)
- Recorded a career high 17 points and matched a career high with nine rebounds vs. Virginia Tech (2/1/17)
- Tallied 10 points in 37 minutes at Virginia Tech (2/12/17)

2016-17 GAME-BY-GAME

Opponent	GP-GS	FG	3FG	FT	O-D	Reb	A	TO	Blk	Stl	PF	Min	Pts
at UNCG	1-1	1-5	1-3	2-2	0-4	4	0	0	0	2	2	23	5
St. Francis Brooklyn	2-2	2-4	0-1	0-0	1-3	4	3	2	0	0	0	21	4
Yale	3-3	0-5	0-2	0-0	0-1	1	2	1	0	1	0	22	0
Grambling State	4-4	2-5	1-3	0-0	0-2	2	3	0	0	0	0	16	5
vs. Iowa	5-5	2-5	2-3	0-0	0-3	3	1	1	0	1	0	19	6
vs. Providence	6-6	1-2	0-0	2-2	0-4	4	1	1	0	0	3	25	4
Ohio State	7-7	4-10	2-4	2-3	0-3	3	3	0	0	2	1	17	12
West Virginia	8-8	2-3	0-0	0-0	0-1	1	2	2	0	0	5	21	5
East Carolina	9-9	1-7	1-3	2-2	0-4	4	1	0	0	0	0	20	5
Robert Morris	10-10	4-7	1-2	4-4	1-4	5	0	0	0	0	2	18	13
at California	11-11	3-7	1-1	0-0	1-5	6	1	0	0	0	3	30	7
at Louisville	12-12	5-10	0-0	0-1	0-6	6	0	1	0	2	2	30	10
Florida State	13-13	4-9	0-0	2-2	1-4	5	0	0	0	0	2	29	10
at Pitt	14-14	6-13	2-6	1-1	2-7	9	1	0	1	1	3	39	15
Wake Forest	15-15	5-9	1-3	2-3	2-6	8	2	1	0	0	1	31	13
Clemson	16-16	2-3	2-2	3-4	0-0	0	0	2	0	0	4	20	9
at Boston Coll.	17-17	5-6	2-2	1-1	0-2	2	6	0	1	0	2	25	13
Georgia Tech	18-18	3-8	1-5	3-4	0-4	4	4	2	0	1	3	33	10
at Notre Dame	19-19	5-9	1-3	0-0	1-8	9	2	0	0	0	1	32	11
at Villanova	20-20	2-5	1-4	2-2	1-2	3	3	2	0	1	3	31	7
Virginia Tech	21-21	6-14	1-3	4-7	2-7	9	4	1	0	1	2	31	17
at Syracuse	22-22	2-5	2-4	0-0	0-6	6	2	0	0	1	2	23	6
Louisville	23-23	3-9	1-3	2-2	0-3	3	3	2	0	0	1	29	9
at Virginia Tech	24-24	3-8	1-3	3-4	0-4	4	3	1	0	0	3	37	10
Duke	25-25	4-10	0-2	0-0	1-2	3	1	2	0	0	5	23	8
at No. Carolina	26-26	0-7	0-4	0-0	0-6	6	0	2	0	0	1	29	0

CAREER HIGHS

Points	17 vs. Virginia Tech (2/1/17)
FGs	6, 2x - last vs. Virginia Tech (2/1/17)
3FGs	4 vs. Long Beach State (11/20/15)
FTs	4, 2x - last vs. Virginia Tech (2/1/17)
Rebounds	9, 3x - last vs. Virginia Tech (2/1/17)
Assists	7 vs. Iowa State (3/25/16)
Turnovers	3, 2x - last vs. Butler (3/19/16)
Blocks	3 vs. Virginia Tech (2/9/16)
Steals	5 at James Madison (11/14/14)
Minutes	39 at Pitt (1/4/17)

SEASON HIGHS

Points	17 vs. Virginia Tech (2/1/17)
FGs	6, 2x - last vs. Virginia Tech (2/1/17)
3FGs	2, 5x - last at Boston College (1/18/17)
FTs	4, 2x - last vs. Virginia Tech (2/1/17)
Rebounds	9, 3x - last vs. Virginia Tech (2/1/17)
Assists	6 at Boston College (1/18/17)
Turnovers	2, 6x - last vs. Duke (2/15/17)
Blocks	1, 2x - last at Boston College (1/18/17)
Steals	2, 3x - last at Louisville (12/28/16)
Minutes	39 at Pitt (1/4/17)

Marial SHAYOK

G • 6-5 • 196 • Junior • Ottawa, Ontario • Blair Academy (N.J.)

4

2016-17 HIGHLIGHTS

- Started the past 12 games
- Scored in double figures in 13 games
- Led the Cavaliers in scoring with 15 points at UNCG (11/11/16)
- Tallied a game-high 15 points vs. Yale (11/20/16)
- Registered 12 points vs. Grambling State (11/22/16) and East Carolina (12/6/16)
- Recorded 10 points against Florida State (12/31/16)
- Scored 14 points at Pitt (1/4/17)
- Scored 17 points in his first start vs. Wake Forest (1/8/17)
- Tallied 17 points and added a career-high seven rebounds at Clemson (1/14/17)
- Scored a career-high 19 points vs. Georgia Tech (1/21/17)
- Recorded 14 points in 36 minutes at Villanova (1/29/17)
- Tallied 11 points at Virginia Tech (2/12/17)
- Had team-high 13 points at North Carolina (2/18/17)

2016-17 GAME-BY-GAME

Opponent	GP-GS	FG	3FG	FT	O-D	Reb	A	TO	Blk	Stl	PF	Min	Pts
at UNCG	1-0	5-8	0-1	5-5	0-1	1	0	0	0	3	1	20	15
St. Francis Brooklyn	2-0	4-6	0-0	0-0	0-2	2	2	0	1	0	1	18	8
Yale	3-0	6-14	1-3	2-2	1-3	4	2	0	1	0	0	20	15
Grambling State	4-0	5-7	0-1	2-2	0-2	2	0	0	0	2	0	14	12
vs. Iowa	5-0	3-9	0-2	0-0	1-2	3	0	0	0	3	3	19	6
vs. Providence	6-0	0-4	0-1	1-2	0-1	1	3	1	0	1	0	18	1
Ohio State	7-0	4-10	0-0	0-2	0-1	1	0	1	0	1	2	19	8
West Virginia	8-0	3-8	0-1	3-4	2-2	4	0	2	0	1	1	18	9
East Carolina	9-0	5-10	2-5	0-0	0-4	4	1	1	0	0	0	18	12
Robert Morris	10-0	1-6	1-2	2-2	0-3	3	2	2	2	2	1	16	5
at California	11-0	0-6	0-2	0-0	0-2	2	1	2	0	0	2	13	0
at Louisville	12-0	2-3	0-1	2-2	0-1	1	0	0	0	0	2	11	6
Florida State	13-0	4-8	2-2	0-0	0-1	1	1	2	1	1	0	15	10
at Pitt	14-0	6-13	2-4	0-1	1-3	4	2	2	0	0	4	30	14
Wake Forest	15-1	6-10	1-2	4-7	0-4	4	2	0	1	0	1	25	17
Clemson	16-2	8-14	1-3	0-0	0-7	7	2	2	0	1	1	36	17
at Boston Coll.	17-3	2-5	0-0	2-2	0-0	0	1	2	1	2	1	18	6
Georgia Tech	18-4	6-9	2-5	5-5	0-4	4	1	1	0	0	1	23	19
at Notre Dame	19-5	5-10	0-0	0-0	2-1	3	2	4	0	3	2	27	10
at Villanova	20-6	6-12	1-3	1-1	0-1	1	1	2	0	1	3	36	14
Virginia Tech	21-7	2-5	0-1	5-7	0-4	4	1	1	0	1	1	30	9
at Syracuse	22-8	1-7	0-2	0-0	0-1	1	2	0	1	0	2	24	2
Louisville	23-9	3-5	0-0	0-0	0-5	5	0	2	0	1	0	18	6
at Virginia Tech	24-10	5-8	0-0	1-2	1-3	4	0	1	0	1	2	21	11
Duke	25-11	3-11	1-4	0-0	1-1	2	2	1	0	1	3	33	7
at No. Carolina	26-12	6-12	1-2	0-0	0-1	1	2	0	0	0	3	30	13

CAREER HIGHS

Points	19 vs. Georgia Tech (1/21/17)
FGs	8 at Clemson (1/14/17)
3FGs	3 vs. Long Beach State (11/20/15)
FTs	5, 2x - last vs. Georgia Tech (1/21/17)
Rebounds	7 at Clemson (1/14/17)
Assists	5 vs. Long Beach State (11/20/15)
Turnovers	4 at Notre Dame (1/24/17)
Blocks	2, 4x - last vs. Robert Morris (12/17/16)
Steals	3, 3x - last vs. Notre Dame (1/24/17)
Minutes	36, 2x - last at Villanova (1/29/17)

SEASON HIGHS

Points	19 vs. Georgia Tech (1/21/17)
FGs	8 at Clemson (1/14/17)
3FGs	2, 3x - last at Pitt (1/4/17)
FTs	5, 3x - last vs. Virginia Tech (2/1/17)
Rebounds	7 at Clemson (1/14/17)
Assists	3 vs. Providence (11/26/16)
Turnovers	4 at Notre Dame (1/24/17)
Blocks	2 vs. Robert Morris (12/17/16)
Steals	3, 3x - last vs. Notre Dame (1/24/17)
Minutes	36, 2x - last at Villanova (1/29/17)

Kyle GUY

G • 6-3 • 165 • Freshman • Indianapolis, Ind. • Lawrence Central

5

2016-17 HIGHLIGHTS

- Made collegiate debut at UNCG (11/11/16)
- Tallied 12 points, including a pair of 3-pointers, vs. Yale (11/20/16)
- Scored a career-high 20 points, including 5-6 from 3-point range, against Grambling State (11/22/16)
- Recorded 13 points and a career-best four assists vs. East Carolina (12/6/16)
- Tallied 13 points, including three 3-pointers, vs. Robert Morris (12/17/16)
- Scored a game-high 17 points in a season-high 29 minutes at California (12/21/16)
- Scored 14 points, including four 3-pointers, vs. Florida State (12/31/16)
- Made first collegiate start at Pitt (1/4/17)
- Had eight points and four rebounds at Boston College (1/18/17)
- Scored team-high 14 points at Syracuse (2/4/17)
- Recorded 12 points at Virginia Tech (2/12/17)

2016-17 GAME-BY-GAME

Opponent	GP	GS	FG	3FG	FT	O-D	Reb	A	TO	Blk	Stl	PF	Min	Pts
at UNCG	1-0	3-5	1-1	0-0	0-1	1	3	0	0	2	3	19	7	
St. Francis Brooklyn	2-0	2-4	0-0	1-2	0-2	2	2	0	1	0	1	21	5	
Yale	3-0	3-4	2-3	4-4	0-3	3	0	0	0	0	1	16	12	
Grambling State	4-0	6-7	5-6	3-3	0-2	2	2	0	0	1	2	13	20	
vs. Iowa	5-0	1-7	1-3	0-2	1-3	4	3	1	0	1	0	20	3	
vs. Providence	6-0	2-2	0-0	0-0	0-0	0	1	0	0	1	1	14	4	
Ohio State	7-0	0-3	0-1	2-2	0-0	0	0	0	0	0	1	11	2	
West Virginia	8-0	3-4	1-2	0-0	0-2	2	0	1	0	0	2	9	7	
East Carolina	9-0	5-9	3-5	0-0	2-0	2	4	0	0	1	0	21	13	
Robert Morris	10-0	4-7	3-5	2-2	0-3	3	0	0	0	0	3	20	13	
at California	11-0	6-10	2-4	3-4	0-4	4	2	1	0	1	1	29	17	
at Louisville	12-0	3-5	0-1	3-3	0-1	1	0	1	0	1	0	19	9	
Florida State	13-0	5-12	4-7	0-0	0-3	3	0	1	0	0	1	23	14	
at Pitt	14-1	1-7	0-2	0-0	0-0	0	3	2	0	0	0	23	2	
Wake Forest	15-1	0-4	0-3	2-2	0-2	2	1	2	0	0	0	17	2	
at Clemson	16-1	2-4	2-3	0-0	0-0	0	1	0	0	1	0	19	6	
at Boston Coll.	17-1	3-5	1-2	1-3	0-4	4	1	0	0	0	1	25	8	
Georgia Tech	18-1	3-7	0-4	0-0	0-0	0	0	1	0	0	0	18	6	
at Notre Dame	19-1	2-7	1-4	0-0	0-0	0	2	1	0	0	2	11	5	
at Villanova	20-1	0-3	0-0	0-0	0-0	0	0	1	0	0	1	6	0	
Virginia Tech	21-1	1-4	1-2	0-0	0-0	0	2	0	0	0	2	17	3	
at Syracuse	22-1	5-8	4-6	0-0	0-1	1	0	1	0	1	1	24	14	
Louisville	23-1	0-1	0-0	2-3	0-0	0	0	0	0	0	0	5	2	
at Virginia Tech	24-1	5-8	2-4	0-0	0-2	2	1	1	0	0	1	23	12	
Duke	25-1	1-5	1-2	0-0	0-0	0	1	0	0	0	2	11	3	
at No. Carolina	26-1	0-5	0-3	0-0	0-0	0	1	0	0	0	0	13	0	

CAREER HIGHS

Points	20 vs. Grambling State (11/22/16)
FGs	6, 2x - last at California (12/21/16)
3FGs	5 vs. Grambling State (11/22/16)
FTs	4 vs. Yale (11/20/16)
Rebounds	4, 3x - last at Boston College (1/18/17)
Assists	3, 2x - last at Pitt (1/4/17)
Turnovers	2, 2x - last vs. Wake Forest (1/8/17)
Blocks	1 vs. St. Francis Brooklyn (11/15/16)
Steals	2 at UNCG (11/11/16)
Minutes	29 at California (12/21/16)

SEASON HIGHS

Points	20 vs. Grambling State (11/22/16)
FGs	6, 2x - last at California (12/21/16)
3FGs	5 vs. Grambling State (11/22/16)
FTs	4 vs. Yale (11/20/16)
Rebounds	4, 3x - last at Boston College (1/18/17)
Assists	3, 2x - last at Pitt (1/4/17)
Turnovers	2, 2x - last vs. Wake Forest (1/8/17)
Blocks	1 vs. St. Francis Brooklyn (11/15/16)
Steals	2 at UNCG (11/11/16)
Minutes	29 at California (12/21/16)

Ty JEROME

G • 6-5 • 192 • Freshman • New Rochelle, N.Y. • Iona Prep

11

2016-17 HIGHLIGHTS

- Made collegiate debut at UNCG (11/11/16)
- Recorded five assists in 23 minutes vs. Grambling State (11/22/16)
- Scored five points vs. Ohio State (11/30/16)
- Recorded career highs in assists (6) and blocks (2) vs. Robert Morris (12/17/16)
- Tallied five points and five assists at Boston College (1/18/17)
- Scored eight points at Notre Dame (1/24/17)
- Registered career highs in points (15), field goals (6), 3-pointers (3) and minutes (24) at Villanova (1/29/17)
- Scored seven points vs. Virginia Tech (2/1/17)
- Tallied nine points at Syracuse (2/4/17)
- Recorded eight points at Virginia Tech (2/13/17)
- Scored 13 points vs. Duke (2/15/17)

2016-17 GAME-BY-GAME

Opponent	GP	GS	FG	3FG	FT	O-D	Reb	A	TO	Blk	Stl	PF	Min	Pts
at UNCG	1-0	0-0	0-0	2-2	0-3	3	0	2	0	0	2	9	2	
St. Francis Brooklyn	2-0	1-3	0-2	1-2	0-3	3	2	0	0	0	3	10	3	
Yale	3-0	0-1	0-1	0-0	0-0	0	0	0	0	0	0	5	0	
Grambling State	4-0	2-5	2-5	0-0	0-1	1	5	2	0	1	1	23	6	
vs. Iowa	5-0	1-1	1-1	0-1	0-0	0	1	0	0	0	1	11	3	
vs. Providence	6-0	0-0	0-0	0-0	0-1	1	2	0	0	0	2	6	0	
Ohio State	7-0	2-3	1-2	0-0	0-0	0	0	1	0	0	0	4	5	
West Virginia	8-0	1-3	0-2	0-0	0-0	0	0	0	0	0	0	1	10	2
East Carolina	9-0	0-0	0-0	0-0	0-0	0	1	1	0	0	1	6	0	
Robert Morris	10-0	2-2	1-1	0-0	0-4	4	6	3	2	1	1	16	5	
at California	11-0	0-1	0-0	0-0	1-0	1	0	0	0	2	5	0		
at Louisville	12-0	0-0	0-0	0-0	0-0	0	1	1	0	0	1	6	0	
Florida State	13-0	0-0	0-0	0-0	0-2	2	2	1	0	0	2	9	0	
at Pitt	14-0	0-0	0-0	0-0	0-0	0	0	0	0	0	0	2	0	
Wake Forest	15-0	1-1	0-0	0-0	0-0	0	0	2	0	0	2	7	2	
at Clemson	16-0	1-1	0-0	0-0	0-0	0	1	0	0	0	0	7	2	
at Boston Coll.	17-0	2-4	0-0	1-2	0-2	2	5	1	0	3	2	23	5	
Georgia Tech	18-0	1-2	0-1	0-0	0-0	0	0	1	0	0	2	6	2	
at Notre Dame	19-0	3-4	2-3	0-0	0-2	2	1	1	0	0	2	14	8	
at Villanova	20-0	6-9	3-6	0-0	0-1	1	0	0	0	1	3	24	15	
Virginia Tech	21-0	2-5	1-4	2-2	0-0	0	2	0	0	0	2	24	7	
at Syracuse	22-0	3-5	3-5	0-0	0-2	2	4	3	0	1	2	17	9	
Louisville	23-0	0-1	0-1	3-3	0-1	1	2	2	0	1	2	14	3	
at Virginia Tech	24-0	3-4	2-3	0-1	0-4	4	1	0	0	1	1	24	8	
Duke	25-0	5-8	2-4	1-1	0-1	1	1	1	0	0	1	19	13	
at No. Carolina	26-0	0-6	0-3	0-0	0-2	2	0	0	0	0	1	15	0	

CAREER HIGHS

Points	15 at Villanova (1/29/17)
FGs	6 at Villanova (1/29/17)
3FGs	3, 2x - last at Syracuse (2/4/17)
FTs	3 vs. Louisville (2/6/17)
Rebounds	4 vs. Robert Morris (12/17/16)
Assists	6 vs. Robert Morris (12/17/16)
Turnovers	3, 2x - last at Syracuse (2/4/17)
Blocks	2 vs. Robert Morris (12/17/16)
Steals	3 at Boston College (1/18/17)
Minutes	24, 2x - last vs. Virginia Tech (2/1/17)

SEASON HIGHS

Points	15 at Villanova (1/29/17)
FGs	6 at Villanova (1/29/17)
3FGs	3, 2x - last at Syracuse (2/4/17)
FTs	3 vs. Louisville (2/6/17)
Rebounds	4 vs. Robert Morris (12/17/16)
Assists	6 vs. Robert Morris (12/17/16)
Turnovers	3, 2x - last at Syracuse (2/4/17)
Blocks	2 vs. Robert Morris (12/17/16)
Steals	3 at Boston College (1/18/17)
Minutes	24, 2x - last vs. Virginia Tech (2/1/17)

Isaiah WILKINS

F • 6-7 • 225 • Junior • Lilburn, Ga. • Greater Atlanta Christian

21

2016-17 HIGHLIGHTS

- Started all 26 games
- Tallied nine rebounds at UNCG (11/11/16) and Yale (11/20/16)
- Scored 11 points vs. Iowa (11/25/16)
- Had a game-high eight rebounds vs. West Virginia (12/3/16)
- Tallied six points, six rebounds and career-high six assists vs. Robert Morris (12/17/16)
- Registered three blocks vs. Florida State (12/31/16)
- Recorded a career-high five blocks vs. Wake Forest (1/8/17)
- Tied a career high with 13 rebounds at Clemson (1/14/17)
- Added 11 points and had a team-high nine rebounds at Boston College (1/18/17)
- Registered 13 points, nine rebounds and career-best nine free throws at Notre Dame (1/24/17)
- Tallied 12 points and game-high eight rebounds in a career-high 35 minutes at Villanova (1/39/17)
- Scored a career-high 15 points and added nine rebounds vs. Virginia Tech (2/1/17)
- Recorded first career double-double with 13 points, 11 rebounds and career-high tying five blocked shots vs. Louisville (2/6/17)
- Played career-high 41 minutes at Virginia Tech (2/12/17)

2016-17 GAME-BY-GAME

Opponent	GP-GS	FG	3FG	FT	O-D	Reb	A	TO	Blk	Stl	PF	Min	Pts
at UNCG	1-1	4-7	1-1	1-1	3-6	9	2	0	0	0	1	29	10
St. Francis Brooklyn	2-2	2-3	0-0	1-0	1-2	3	1	2	1	2	1	18	4
Yale	3-3	2-5	0-0	1-1	5-4	9	3	0	1	2	1	27	5
Grambling State	4-4	2-3	0-1	0-0	1-1	2	0	0	2	3	0	17	4
vs. Iowa	5-5	4-5	0-0	3-4	2-1	3	3	1	2	1	1	26	11
vs. Providence	6-6	4-4	0-0	1-2	1-1	2	1	3	2	3	2	27	9
Ohio State	7-7	1-5	0-1	2-3	4-1	5	1	0	2	2	1	31	4
West Virginia	8-8	3-5	1-1	0-2	2-6	8	1	2	1	0	0	26	7
East Carolina	9-9	1-1	0-0	0-0	1-4	5	3	1	1	3	3	20	2
Robert Morris	10-10	3-4	0-0	1-2	1-5	6	6	2	1	1	1	21	7
at California	11-11	1-7	0-0	3-3	1-2	3	1	1	1	0	3	26	5
at Louisville	12-12	2-4	0-0	0-0	3-2	5	1	1	0	2	1	30	4
Florida State	13-13	2-2	1-1	0-0	1-3	4	0	1	3	1	3	29	5
at Pitt	14-14	4-6	0-0	0-0	3-4	7	1	1	1	0	3	31	8
Wake Forest	15-15	3-3	1-1	0-1	3-1	4	1	2	5	2	3	31	7
at Clemson	16-16	4-7	0-0	0-0	4-9	13	2	3	0	0	1	31	8
at Boston Coll.	17-17	4-7	0-0	3-3	1-8	9	0	0	0	1	1	25	11
Georgia Tech	18-18	2-4	0-0	1-2	1-2	3	4	2	1	1	0	28	5
at Notre Dame	19-19	2-6	0-0	9-10	2-7	9	1	0	0	0	2	30	13
at Villanova	20-20	6-6	0-0	0-0	2-6	8	0	1	2	1	1	35	12
Virginia Tech	21-21	7-11	0-0	1-1	5-4	9	2	1	1	1	2	31	15
at Syracuse	22-22	4-6	0-0	1-3	2-2	4	0	2	1	1	3	30	9
Louisville	23-23	5-7	0-0	3-3	6-5	11	1	2	5	0	2	37	13
at Virginia Tech	24-24	2-8	0-0	1-3	5-4	9	1	2	2	0	5	41	5
Duke	25-25	1-5	0-0	2-2	4-5	9	0	1	0	0	5	35	4
at No. Carolina	26-26	3-7	0-0	1-1	2-2	4	0	0	0	0	3	21	7

CAREER HIGHS

Points	15 vs. Virginia Tech (2/1/17)
FGs	7 vs. Virginia Tech (2/1/17)
3FGs	1, 5x - last vs. Wake Forest (1/8/17)
FTs	9 at Notre Dame (1/24/17)
Rebounds	13, 2x - last at Clemson (1/14/17)
Assists	6 vs. Robert Morris (12/17/16)
Turnovers	3, 2x - last at Clemson (1/14/17)
Blocks	5, 2x - last vs. Louisville (2/6/17)
Steals	4, 3x - last vs. Boston College (2/3/16)
Minutes	41 at Virginia Tech (2/13/17)

SEASON HIGHS

Points	15 vs. Virginia Tech (2/1/17)
FGs	7 vs. Virginia Tech (2/1/17)
3FGs	1, 4x - last vs. Wake Forest (1/8/17)
FTs	9 at Notre Dame (1/24/17)
Rebounds	13 at Clemson (1/14/17)
Assists	6 vs. Robert Morris (12/17/16)
Turnovers	3, 2x - last at Clemson (1/14/17)
Blocks	5, 2x - last vs. Louisville (2/6/17)
Steals	3, 3x - last vs. East Carolina (12/6/16)
Minutes	41 at Virginia Tech (2/13/17)

Mamadi Diakite

F • 6-9 • 214 • R-Freshman • Conakry, Guinea, Africa • Blue Ridge School

25

2016-17 HIGHLIGHTS

- Made collegiate debut against St. Francis Brooklyn (11/15/16), recording eight points and four rebounds
- Missed UVA season opener at UNCG (11/11/16) due to amateurism review
- Recorded seven rebounds and career-best four blocked shots against Yale (11/20/16)
- Registered eight points, four rebounds and three blocked shots vs. Grambling State (11/22/16)
- Tallied 10 points, including a pair of 3-pointers, vs. Providence (11/26/16)
- Scored career-best 12 points on 5-7 shooting vs. East Carolina (12/6/16)
- Tallied eight points and four rebounds at Louisville (12/28/16)
- Scored eight points (4-4 FG) at Syracuse (2/4/17)
- Scored six points (3-3 FG) and blocked two shots vs. Louisville (2/6/17)
- Blocked ACC high three shots vs. Virginia Tech (2/12/17), Duke (2/15/17) and North Carolina (2/18/17)

2016-17 GAME-BY-GAME

Opponent	GP-GS	FG	3FG	FT	O-D	Reb	A	TO	Blk	Stl	PF	Min	Pts
at UNCG	DNP												
St. Francis Brooklyn	1-0	3-3	0-0	2-3	2-2	4	0	0	1	0	4	14	8
Yale	2-0	2-4	0-0	1-2	2-5	7	0	0	4	0	2	18	5
Grambling State	3-0	4-4	0-0	0-0	2-2	4	0	0	3	0	2	16	8
vs. Iowa	4-0	2-5	0-0	1-2	2-2	4	0	0	2	0	3	16	3
vs. Providence	5-0	4-6	2-3	0-0	0-0	0	0	0	3	0	3	17	10
Ohio State	6-0	0-3	0-1	0-0	2-0	2	0	1	0	0	0	7	0
West Virginia	7-0	1-2	0-0	0-1	1-2	3	1	0	0	1	1	17	2
East Carolina	8-0	5-7	1-2	1-3	0-2	2	0	0	2	0	2	19	12
Robert Morris	9-0	3-4	0-0	0-0	1-3	4	0	1	2	2	5	15	6
at California	10-0	2-5	0-1	0-0	1-2	3	0	0	2	0	2	12	4
at Louisville	11-0	3-3	0-0	2-2	1-3	4	0	1	0	2	2	15	8
Florida State	12-0	2-3	0-1	1-2	1-2	3	0	0	1	0	2	18	5
at Pitt	13-0	0-2	0-1	0-0	0-0	0	2	0	1	0	4	11	0
Wake Forest	14-0	0-2	0-1	0-0	1-1	2	0	0	1	0	3	10	0
at Clemson	15-0	0-0	0-0	1-2	0-1	1	0	0	0	0	3	7	1
at Boston Coll.	16-0	1-2	0-0	2-5	0-2	2	0	0	0	0	2	9	4
Georgia Tech	17-0	0-0	0-0	0-0	0-0	0	0	0	0	0	0	4	0
at Notre Dame	18-0	0-0	0-0	0-0	0-1	1	0	1	1	0	2	5	0
at Villanova	DNP												
Virginia Tech	19-0	0-0	0-0	0-0	0-0	0	0	1	0	0	1	2	0
at Syracuse	20-0	4-4	0-0	0-0	2-2	4	0	1	1	0	2	16	8
Louisville	21-0	3-3	0-0	0-0	0-1	1	0	1	2	0	4	16	6
at Virginia Tech	22-0	0-2	0-0	0-0	0-1	1	1	0	3	0	1	10	0
Duke	23-0	0-1	0-1	0-0	3-3	6	1	0	3	1	1	17	0
at No. Carolina	24-1	0-0	0-0	2-2	0-2	2	1	1	3	2	1	21	2

CAREER HIGHS

Points	12 vs. East Carolina (12/6/16)
FGs	5 vs. East Carolina (12/6/16)
3FGs	2 vs. Providence (11/26/16)
FTs	2, 3x - last at Boston College (1/18/17)
Rebounds	7 vs. Yale (11/20/16)
Assists	1 vs. West Virginia (12/3/16)
Turnovers	1, 4x - last vs. Virginia Tech (2/1/17)
Blocks	4 vs. Yale (11/20/16)
Steals	2, 3x - last at North Carolina (2/18/17)
Minutes	21 at North Carolina (2/18/17)

SEASON HIGHS

Points	12 vs. East Carolina (12/6/16)
FGs	5 vs. East Carolina (12/6/16)
3FGs	2 vs. Providence (11/26/16)
FTs	2, 3x - last at Boston College (1/18/17)
Rebounds	7 vs. Yale (11/20/16)
Assists	1 vs. West Virginia (12/3/16)
Turnovers	1, 4x - last vs. Virginia Tech (2/1/17)
Blocks	4 vs. Yale (11/20/16)
Steals	2, 3x - last at North Carolina (2/18/17)
Minutes	21 at North Carolina (2/18/17)

Jarred REUTER

F • 6-7 • 243 • Sophomore • Marion, Mass. • Brewster Academy

31

2016-17 HIGHLIGHTS

- Scored nine points vs. St. Francis Brooklyn (11/15/16)
- Tallied eight rebounds and four assists vs. Grambling State (11/22/16)
- Registered career highs in points (14), rebounds (9) and minutes (21) vs. Iowa (11/25/16)
- Scored 10 points on 5-5 shooting vs. East Carolina (12/6/16)
- Scored 10 points on 5-6 shooting vs. Robert Morris (12/17/16)
- Recorded 10 points at Pitt (1/4/17)

2016-17 GAME-BY-GAME

Opponent	GP-GS	FG	3FG	FT	O-D	Reb	A	TO	Blk	Stl	PF	Min	Pts
at UNCG	1-0	3-5	0-0	2-2	4-2	6	1	5	0	0	2	18	8
St. Francis Brooklyn	2-0	3-5	0-0	3-4	2-2	4	1	0	0	0	1	16	9
Yale	3-0	1-3	0-0	0-0	1-3	4	0	0	0	0	0	15	2
Grambling State	4-0	1-1	0-0	2-2	1-7	8	4	1	0	1	1	19	4
vs. Iowa	5-0	7-9	0-0	0-0	2-7	9	2	1	0	1	2	21	14
vs. Providence	6-0	2-4	0-0	1-2	0-0	0	0	1	0	1	3	9	5
Ohio State	7-0	1-2	0-0	5-6	1-3	4	0	1	0	0	0	17	7
West Virginia	8-0	0-1	0-0	0-0	0-0	0	0	1	0	0	1	11	0
East Carolina	9-0	5-5	0-0	0-0	3-2	5	1	0	0	1	4	17	10
Robert Morris	10-0	5-6	0-0	0-0	3-2	5	1	0	0	0	1	18	10
at California	11-0	1-3	0-0	0-0	0-0	0	1	0	0	0	0	9	2
at Louisville	12-0	3-4	0-0	0-0	1-2	3	0	0	0	0	2	16	6
Florida State	13-0	1-2	0-0	0-0	0-2	2	0	2	0	0	2	10	2
at Pitt	14-0	5-9	0-0	0-0	0-1	1	1	0	0	0	3	23	10
Wake Forest	15-0	1-3	0-0	0-0	0-1	1	0	0	0	0	2	8	2
at Clemson	16-0	0-1	0-0	0-0	0-0	0	0	1	0	0	2	3	0
at Boston Coll.	17-0	2-5	0-0	0-0	1-2	3	1	1	1	1	1	15	4
Georgia Tech	18-0	0-0	0-0	0-0	0-1	1	0	0	0	0	1	4	0
at Notre Dame	19-0	0-0	0-0	0-0	0-0	0	0	2	0	0	1	2	0
a Villanova	DNP												
Virginia Tech	20-0	1-2	0-0	2-2	3-2	5	0	1	1	0	4	13	4
at Syracuse	21-0	0-1	0-0	0-0	1-0	1	3	3	0	0	1	13	0
Louisville	22-0	0-0	0-0	0-0	0-0	0	0	1	0	0	0	6	0
at Virginia Tech	23-0	1-1	0-0	2-3	0-3	3	0	1	0	0	2	7	4
Duke	24-0	1-1	0-0	0-0	0-0	0	0	0	0	0	0	5	2
at No. Carolina	25-0	1-1	0-0	0-0	0-0	0	1	1	0	0	1	9	2

CAREER HIGHS

Points	14 vs. Iowa (11/25/16)
FGs	7 vs. Iowa (11/25/16)
3FGs	N/A
FTs	5, 2x - last vs. Ohio State (11/30/16)
Rebounds	9 vs. Iowa (11/25/16)
Assists	4 vs. Grambling State (11/22/16)
Turnovers	5 at UNCG (11/11/16)
Blocks	1 at Boston College (1/18/17)
Steals	1, 6x - last 1 at Boston College (1/18/17)
Minutes	23 at Pitt (1/4/17)

SEASON HIGHS

Points	14 vs. Iowa (11/25/16)
FGs	7 vs. Iowa (11/25/16)
3FGs	N/A
FTs	5 vs. Ohio State (11/30/16)
Rebounds	9 vs. Iowa (11/25/16)
Assists	4 vs. Grambling State (11/22/16)
Turnovers	5 at UNCG (11/11/16)
Blocks	1 at Boston College (1/18/17)
Steals	1, 5x - last 1 at Boston College (1/18/17)
Minutes	23 at Pitt (1/4/17)

London PERRANTES

G • 6-2 • 197 • Senior • Los Angeles, Calif. • Crespi Carmelite

32

2016-17 HIGHLIGHTS

- Started all 26 games
- Named to the preseason John R. Wooden and Naismith Award watch lists
- Named to the Bob Cousy Point Guard of the Year watch list
- Has scored 10+ points in 16 games
- Recorded seven assists vs. Yale (11/20/16)
- Named MVP of the Emerald Coast Classic after leading the team with 11 points, career-high eight rebounds and five assists vs. Providence (11/26/16)
- Scored 19 points, including four 3-pointers, vs. Ohio State (11/30/16)
- Recorded seven assists vs. West Virginia (12/3/16)
- Tallied 14 points, three rebounds and three assists at California (12/21/16)
- Had a team-high 16 points at Pitt (1/4/17)
- Registered 24 points vs. Wake Forest (1/8/17)
- Tallied a season-high 25 points and had a career-best eight field goals at Clemson (1/14/17)
- Tallied 1,000th career point vs. Georgia Tech (1/21/17)
- Recorded 22 points, including five 3-pointers, at Notre Dame (1/24/17)
- Scored 14 points vs. Virginia Tech (2/1/17)
- Tallied 18 points vs. Louisville (2/6/17)
- Recorded 22 points in a career-high 46 minutes at Virginia Tech (2/12/17)
- Scored 14 points vs. Duke (2/15/17)

2016-17 GAME-BY-GAME

Opponent	GP-GS	FG	3FG	FT	O-D	Reb	A	TO	Blk	Stl	PF	Min	Pts
at UNCG	1-1	4-8	2-4	0-0	0-3	3	3	1	0	0	1	26	10
St. Francis Brooklyn	2-2	4-9	0-5	0-2	1-2	3	3	1	0	2	1	25	8
Yale	3-3	3-9	2-7	0-0	0-1	1	7	0	0	1	0	30	8
Grambling State	4-4	2-3	1-2	1-2	1-3	4	4	2	0	1	1	17	6
vs. Iowa	5-5	5-9	2-4	0-0	0-3	3	4	1	0	2	0	29	12
vs. Providence	6-6	4-8	3-5	0-0	0-8	8	5	1	0	1	1	34	11
Ohio State	7-7	6-12	4-8	3-4	0-2	2	2	4	0	1	1	33	19
West Virginia	8-8	2-10	1-7	1-1	1-3	4	7	3	1	0	2	37	6
East Carolina	9-9	4-6	2-4	2-2	0-2	2	5	0	0	0	1	29	12
Robert Morris	10-10	1-3	0-1	2-2	0-2	2	4	0	0	0	0	25	4
at California	11-11	6-13	1-5	1-2	1-2	3	3	2	0	0	0	35	14
at Louisville	12-12	2-10	1-4	4-6	0-4	4	7	5	0	0	1	37	9
Florida State	13-13	4-9	2-3	0-0	0-1	1	4	4	0	0	1	33	10
at Pitt	14-14	6-9	3-5	1-1	0-2	2	3	0	0	0	3	38	16
Wake Forest	15-15	7-13	4-5	6-6	1-3	4	2	1	0	1	1	35	24
at Clemson	16-16	8-15	4-8	5-5	1-1	2	2	4	0	0	1	34	25
at Boston Coll.	17-17	3-9	0-2	0-2	0-1	1	4	1	0	2	0	20	6
Georgia Tech	18-18	3-7	2-4	3-3	2-4	6	2	4	0	0	2	31	11
at Notre Dame	19-19	7-13	5-8	3-4	0-5	5	0	1	0	1	1	34	22
at Villanova	20-20	2-11	0-3	0-0	0-3	3	6	2	0	0	3	31	4
Virginia Tech	21-21	5-11	2-5	2-2	0-3	3	3	0	0	1	0	33	14
at Syracuse	22-22	4-8	3-5	0-0	0-1	1	8	2	1	2	2	33	11
Louisville	23-23	5-12	2-7	6-7	1-3	4	3	1	0	0	0	34	18
at Virginia Tech	24-24	7-22	3-12	5-7	0-3	3	3	1	0	0	0	46	22
Duke	25-25	4-11	1-5	5-5	0-4	4	2	3	0	1	2	34	14
at No. Carolina	26-26	3-10	1-6	5-5	0-4	4	2	1	0	0	0	30	12

CAREER HIGHS

Points	26 at Miami (1/3/15)
FGs	8 at Clemson (1/14/17)
3FGs	7 at Virginia Tech (1/4/16)
FTs	11 at Miami (1/3/15)
Rebounds	8 vs. Providence (11/26/16)
Assists	11 vs. George Mason (11/22/15)
Turnovers	5, 3x - last at Louisville (12/28/16)
Blocks	1, 16x - last at Syracuse (2/4/17)
Steals	4 vs. Syracuse (1/24/16)
Minutes	46 at Virginia Tech (2/12/17)

SEASON HIGHS

Points	25 at Clemson (1/14/17)
FGs	8 at Clemson (1/14/17)
3FGs	5 at Notre Dame (1/24)
FTs	6, 2x - last vs. Louisville (2/6/17)
Rebounds	8 vs. Providence (11/26/16)
Assists	8 at Syracuse (2/4/17)
Turnovers	5 at Louisville (12/28/16)
Blocks	1, 2x - last at Syracuse (2/4/17)
Steals	2, 4x - last at Syracuse (2/4/17)
Minutes	46 at Virginia Tech (2/12/17)

Jack SALT

C • 6-11 • 247 • R-Sophomore • Auckland, New Zealand • Westlake

33

2016-17 HIGHLIGHTS

- Started all 26 games
- Tallied seven points and three assists at UNCG (11/11/16)
- Registered eight points and six rebounds vs. Providence (11/26/16)
- Registered six rebounds vs. Ohio State (11/30/16)
- Scored six points against West Virginia (12/3/16)
- Scored eight points vs. East Carolina (12/6/16)
- Scored a career-high 10 points on 5-6 shooting vs. Robert Morris (12/17/16)
- Grabbed a career-best seven rebounds at Louisville (12/28/16)
- Matched a career high with seven rebounds vs. Florida State (12/31/16)
- Held Georgia Tech's Ben Lammers to seven points on 3-12 field goal shooting in a career-high 35 minutes (1/21/17)
- Matched a career high with two blocks vs. Virginia Tech (2/1/17)

2016-17 GAME-BY-GAME

Opponent	GP-GS	FG	3FG	FT	O-D	Reb	A	TO	Blk	Stl	PF	Min	Pts
at UNCG	1-1	2-4	0-0	3-4	3-1	4	3	1	1	0	2	27	7
St. Francis Brooklyn	2-2	3-3	0-0	0-0	0-2	2	0	1	0	0	0	16	6
Yale	3-3	2-6	0-0	0-0	3-2	5	0	1	1	0	3	20	4
Grambling State	4-4	1-2	0-0	0-2	0-3	3	1	1	0	1	2	16	2
vs. Iowa	5-5	2-4	0-0	0-0	0-1	1	0	0	1	0	3	17	4
vs. Providence	6-6	4-6	0-0	0-2	1-5	6	0	0	1	0	1	27	8
Ohio State	7-7	1-2	0-0	0-0	3-3	6	0	1	1	1	4	17	2
West Virginia	8-8	2-2	0-0	2-3	1-2	3	1	0	1	0	2	19	6
East Carolina	9-9	3-4	0-0	2-3	0-1	1	0	1	1	0	3	23	8
Robert Morris	10-10	5-6	0-0	0-0	1-1	2	0	1	0	1	1	17	10
at California	11-11	2-2	0-0	1-2	1-4	5	0	0	0	0	4	16	5
at Louisville	12-12	1-4	0-0	0-0	3-4	7	1	0	0	0	4	18	2
Florida State	13-13	0-2	0-0	0-1	2-5	7	0	0	1	0	3	22	0
at Pitt	14-14	0-0	0-0	0-0	0-0	0	0	0	0	0	1	2	0
Wake Forest	15-15	1-1	0-0	3-3	1-4	5	2	0	1	0	5	20	5
at Clemson	16-16	1-1	0-0	0-2	1-1	2	0	2	1	0	5	18	2
at Boston Coll.	17-17	1-2	0-0	0-0	0-3	3	0	0	0	1	2	18	2
Georgia Tech	18-18	2-5	0-0	1-2	3-3	6	0	0	1	1	2	35	5
at Notre Dame	19-19	1-3	0-0	0-0	3-1	4	0	0	0	0	3	24	2
at Villanova	20-20	2-2	0-0	0-0	3-0	3	1	0	0	1	4	20	4
Virginia Tech	21-21	0-0	0-0	0-0	1-2	3	1	1	2	1	4	10	0
at Syracuse	22-22	0-3	0-0	1-2	1-0	1	0	3	0	0	0	10	1
Louisville	23-23	2-2	0-0	0-0	2-4	6	0	2	1	0	3	19	4
at Virginia Tech	24-24	0-2	0-0	2-4	2-2	4	0	2	1	1	4	14	2
Duke	25-25	0-0	0-0	0-0	1-4	5	1	0	0	0	2	17	4
at No. Carolina	26-26	1-2	0-0	0-2	1-3	4	0	0	1	0	3	15	2

CAREER HIGHS

Points	10 vs. Robert Morris (12/17/16)
FGs	5 vs. Robert Morris (12/17/16)
3FGs	N/A
FTs	3, 2x - last vs. Wake Forest (1/8/17)
Rebounds	7, 2x - last vs. Florida State (12/31/16)
Assists	3 at UNCG (11/11/16)
Turnovers	2, 2x - last at Clemson (1/14/17)
Blocks	2, 2x - last vs. Virginia Tech (2/1/17)
Steals	1, 7x - last vs. Virginia Tech (2/1/17)
Minutes	35 vs. Georgia Tech (1/21/17)

SEASON HIGHS

Points	10 vs. Robert Morris (12/17/16)
FGs	5 vs. Robert Morris (12/17/16)
3FGs	N/A
FTs	3, 2x - last vs. Wake Forest (1/8/17)
Rebounds	7, 2x - last vs. Florida State (12/31/16)
Assists	3 at UNCG (11/11/16)
Turnovers	2 at Clemson (1/14/17)
Blocks	2 vs. Virginia Tech (2/1/17)
Steals	1, 6x - last vs. Virginia Tech (2/1/17)
Minutes	35 vs. Georgia Tech (1/21/17)

Darius THOMPSON

G • 6-4 • 196 • R-Junior • Murfreesboro, Tenn. • Blackman/Tennessee

51

2016-17 HIGHLIGHTS

- Has started 13 games
- Scored 10+ points in nine games
- Matched a school record with eight consecutive 3-pointers during seven-game stretch dating back to last season (Feb. 22-Nov. 11, 2016)
- Recorded 12 points on 4-6 shooting, including a career-high three 3-pointers, at UNCG (11/11/16)
- Matched a career best with six rebounds vs. St. Francis Brooklyn (11/15/16)
- Tallied 12 points and four rebounds in 12 minutes vs. Grambling State
- Had 10 points vs. Iowa (11/25/16) and 11 points vs. Providence (11/26/16)
- Recorded a career best three blocked shots vs. Ohio State (11/30/16)
- Scored 14 points, including three 3-pointers, in season-high 32 minutes played vs. West Virginia (12/3/16)
- Registered six assists vs. East Carolina (12/6/16)
- Scored 11 points at Pitt (1/4/17)
- Scored 12 points at Boston College (1/18/17)
- Tallied five assists and three steals at Notre Dame (1/24/17)
- Recorded 10 points, four rebounds and four assists vs. Louisville (2/6/17)

2016-17 GAME-BY-GAME

Opponent	GP-GS	FG	3FG	FT	O-D	Reb	A	TO	Blk	Stl	PF	Min	Pts
at UNCG	1-1	4-6	3-4	1-2	0-1	1	1	1	0	1	2	23	12
St. Francis Brooklyn	2-2	2-4	0-0	0-0	0-6	6	3	3	1	0	0	19	4
Yale	3-3	5-8	1-4	0-0	0-0	0	3	4	0	1	1	23	11
Grambling State	4-4	2-4	2-2	2-2	1-3	4	1	0	0	0	0	16	12
vs. Iowa	5-5	2-6	2-4	4-4	1-2	3	4	0	0	0	0	22	10
vs. Providence	6-6	4-6	0-1	3-6	0-2	2	2	0	0	1	2	23	11
Ohio State	7-7	2-6	0-0	0-0	1-2	3	3	1	3	2	1	30	4
West Virginia	8-8	5-10	3-6	1-2	0-1	1	1	3	0	2	2	32	14
East Carolina	9-9	1-3	0-2	0-0	0-1	1	6	2	1	1	0	24	2
Robert Morris	10-10	2-6	0-3	0-0	0-3	3	2	1	0	0	1	25	4
at California	11-11	1-3	0-0	0-0	0-2	2	5	1	0	0	0	25	2
at Louisville	12-12	3-6	1-2	0-0	0-0	0	2	3	0	0	4	18	7
Florida State	13-13	1-4	0-2	0-0	0-0	0	1	2	0	1	2	12	2
at Pitt	14-13	5-8	1-2	0-2	0-1	1	2	1	0	1	0	26	11
Wake Forest	15-13	2-7	2-4	1-2	1-1	2	2	1	0	1	0	16	7
at Clemson	16-13	3-4	1-2	0-0	0-4	4	2	1	0	0	0	25	7
at Boston Coll.	17-13	4-7	2-4	2-2	0-0	0	4	0	0	2	0	20	12
Georgia Tech	18-13	2-5	0-2	0-1	0-4	4	2	0	1	3	3	17	4
at Notre Dame	19-13	0-2	0-1	0-0	0-2	2	5	1	0	3	1	21	0
at Villanova	20-13	1-2	1-2	0-0	0-0	0	2	1	0	1	0	17	3
Virginia Tech	21-13	1-2	0-1	0-0	0-1	1	0	1	0	0	1	7	2
at Syracuse	22-13	1-3	0-2	0-0	0-0	0	2	0	0	0	0	10	2
Louisville	23-13	4-7	0-1	2-2	0-4	4	4	1	0	0	2	20	10
at Virginia Tech	24-13	2-3	0-1	0-0	0-1	1	3	0	0	3	2	27	4
Duke	25-13	0-3	0-2	0-0	0-0	0	0	0	0	0	0	6	0
at No. Carolina	26-13	1-4	0-2	1-2	0-0	0	1	1	1	0	1	17	3

CAREER HIGHS

Points	16 vs. Wake Forest (11/30/13)*
FGs	5, 6x - last at Pitt (1/4/17)
3FGs	3, 2x - last vs. West Virginia (12/3/16)
FTs	9 vs. Wake Forest (11/30/13)*
Rebounds	6, 2x - last vs. St. Francis Brooklyn (11/15/16)
Assists	9 vs. Tusculum (1/4/14)*
Turnovers	4, 2x - last vs. Yale (11/20/16)
Blocks	3 vs. Ohio State (11/30/16)
Steals	5 vs. Tennessee State (11/22/13)*
Minutes	36, 2x - last vs. W&M (12/5/15)

*denotes at Tennessee

SEASON HIGHS

Points	14 vs. West Virginia (12/3/16)
FGs	5, 3x - last at Pitt (1/4/17)
3FGs	3, 2x - last vs. West Virginia (12/3/16)
FTs	4 vs. Iowa (11/25/16)
Rebounds	6 vs. St. Francis Brooklyn (11/15/16)
Assists	6 vs. East Carolina (12/6/16)
Turnovers	4 vs. Yale (11/20/16)
Blocks	3 vs. Ohio State (11/30/16)
Steals	3, 3x - last at Virginia Tech (12/12/17)
Minutes	32 vs. West Virginia (12/3/16)

2016-17 Virginia Basketball
Virginia Combined Team Statistics (as of Feb 18, 2017)
All games

RECORD:	OVERALL	HOME	AWAY	NEUTRAL
ALL GAMES	18-8	10-3	6-5	2-0
CONFERENCE	8-6	4-2	4-4	0-0
NON-CONFERENCE	10-2	6-1	2-1	2-0

#	Player	gp-gs	min	avg	Total		3-Point		F-Throw		Rebounds											
					fg-fga	fg%	3fg-fga	3fg%	ft-fa	ft%	off	def	tot	avg	pf	dq	a	to	blk	stl	pts	avg
32	London Perrantes	26-26	823	31.7	111-260	.427	51-134	.381	55-68	.809	9	73	82	3.2	25	0	98	45	2	16	328	12.6
04	Marial Shayok	26-12	570	21.9	101-220	.459	15-47	.319	35-46	.761	9	60	69	2.7	37	0	30	29	8	25	252	9.7
00	Devon Hall	26-26	688	26.5	77-185	.416	24-66	.364	35-44	.795	13	101	114	4.4	50	2	48	23	2	13	213	8.2
21	Isaiah Wilkins	26-26	733	28.2	78-138	.565	4-7	.571	34-47	.723	66	97	163	6.3	49	2	36	31	35	27	194	7.5
05	Kyle Guy	26-1	447	17.2	66-147	.449	34-73	.466	23-30	.767	3	33	36	1.4	26	0	31	14	1	10	189	7.3
51	Darius Thompson	26-13	521	20.0	62-132	.470	19-58	.328	17-27	.630	4	41	45	1.7	25	0	63	29	8	23	160	6.2
31	Jarred Reuter	25-0	304	12.2	45-74	.608	0-0	.000	17-21	.810	23	42	65	2.6	37	0	17	24	2	5	107	4.3
25	Mamadi Diakite	24-0	312	13.0	39-65	.600	3-10	.300	13-24	.542	19	41	60	2.5	52	1	6	8	35	8	94	3.9
11	Ty Jerome	26-0	316	12.2	36-69	.522	18-44	.409	10-14	.714	1	29	30	1.2	37	0	36	23	2	9	100	3.8
33	Jack Salt	26-26	477	18.3	41-72	.569	0-0	.000	15-32	.469	37	61	98	3.8	70	2	11	17	16	8	97	3.7
02	Justice Bartley	9-0	25	2.8	4-8	.500	1-5	.200	0-2	.000	0	6	6	0.7	5	0	1	5	1	0	9	1.0
10	Trevon Gross Jr.	10-0	25	2.5	1-12	.083	1-8	.125	0-1	.000	3	2	5	0.5	4	0	2	4	0	2	3	0.3
Team											32	46	78				2					
Total.....		26	5275		666-1392	.478	171-455	.376	257-359	.716	220	637	857	33.0	423	7	379	256	112	146	1760	67.7
Opponents.....		26	5275		503-1262	.399	157-484	.324	289-423	.683	196	552	748	28.8	390	4	254	336	67	135	1452	55.8

TEAM STATISTICS	VA	OPP
SCORING	1760	1452
Points per game	67.7	55.8
Scoring margin	+11.8	-
FIELD GOALS-ATT	666-1392	503-1262
Field goal pct	.478	.399
3 POINT FG-ATT	171-455	157-484
3-point FG pct	.376	.324
3-pt FG made per game	6.6	6.0
FREE THROWS-ATT	257-359	289-423
Free throw pct	.716	.683
F-Throws made per game	9.9	11.1
REBOUNDS	857	748
Rebounds per game	33.0	28.8
Rebounding margin	+4.2	-
ASSISTS	379	254
Assists per game	14.6	9.8
TURNOVERS	256	336
Turnovers per game	9.8	12.9
Turnover margin	+3.1	-
Assist/turnover ratio	1.5	0.8
STEALS	146	135
Steals per game	5.6	5.2
BLOCKS	112	67
Blocks per game	4.3	2.6
ATTENDANCE	185070	155451
Home games-Avg/Game	13-14236	11-13733
Neutral site-Avg/Game	-	2-2196

Date	Opponent	Score	Att.
11/11/16	at UNCG	w 76-51	5513
11/15/16	ST. FRANCIS BROOKLYN	w 72-32	14471
11/20/16	YALE	w 62-38	14242
11/22/16	GRAMBLING STATE	w 90-34	13235
11/25/16	vs Iowa	w 74-41	2196
11/26/16	vs Providence	w 63-52	2196
11/30/16	OHIO STATE	w 63-61	14566
12/03/16	WEST VIRGINIA	L 57-66	14623
12/06/16	EAST CAROLINA	w 76-53	13813
12/17/16	ROBERT MORRIS	w 79-39	13452
12/21/16	at Cal	w 56-52	11092
* 12/28/16	at Louisville	w 61-53	21676
* 12/31/16	FLORIDA STATE	L 58-60	14623
* 01/04/17	at Pitt	Lo 76-88	9814
* 01/08/17	WAKE FOREST	w 79-62	13717
* 01/14/17	at Clemson	w 77-73	9000
* 01/18/17	at Boston College	w 71-54	5038
* 01/21/17	GEORGIA TECH	w 62-49	14459
* 01/24/17	at Notre Dame	w 71-54	9149
01/29/17	at Villanova	L 59-61	20907
* 02/01/17	VIRGINIA TECH	w 71-48	14623
* 02/04/17	at Syracuse	L 62-66	27553
* 02/06/17	LOUISVILLE	w 71-55	14623
* 02/12/17	at Virginia Tech	Lo 78-80	9567
* 02/15/17	DUKE	L 55-65	14623
* 02/18/17	at North Carolina	L 41-65	21750

* = Conference game

1 = Emerald Coast Classic, Niceville, Fla.

Score by Periods	1st	2nd	OT	OT2	Totals
Virginia	854	885	11	10	1760
Opponents	619	798	23	12	1452

2016-17 Virginia Basketball
Virginia Combined Team Statistics (as of Feb 18, 2017)
Conference games

RECORD:	OVERALL	HOME	AWAY	NEUTRAL
ALL GAMES	8-6	4-2	4-4	0-0
CONFERENCE	8-6	4-2	4-4	0-0
NON-CONFERENCE	0-0	0-0	0-0	0-0

#	Player	gp-gs	min	avg	Total		3-Point		F-Throw		Rebounds								a	to	blk	stl	pts	avg
					fg-fga	fg%	3fg-fga	3fg%	ft-fa	ft%	off	def	tot	avg	pf	dq								
32	London Perrantes	14-14	472	33.7	68-159	.428	33-79	.418	45-53	.849	5	39	44	3.1	14	0	45	28	1	8	214	15.3		
04	Marial Shayok	14-11	341	24.4	59-120	.492	10-26	.385	19-26	.731	5	36	41	2.9	23	0	18	18	4	11	147	10.5		
00	Devon Hall	14-14	411	29.4	53-120	.442	14-40	.350	21-29	.724	9	65	74	5.3	31	1	28	14	2	6	141	10.1		
21	Isaiah Wilkins	14-14	430	30.7	45-83	.542	2-2	1.000	22-29	.759	42	58	100	7.1	34	2	14	18	19	9	114	8.1		
05	Kyle Guy	14-1	248	17.7	31-82	.378	16-43	.372	8-11	.727	0	13	13	0.9	10	0	13	10	0	3	86	6.1		
51	Darius Thompson	14-2	242	17.3	29-65	.446	7-28	.250	6-11	.545	1	18	19	1.4	16	0	30	12	3	14	71	5.1		
11	Ty Jerome	14-0	187	13.4	21-41	.512	10-24	.417	7-9	.778	0	16	16	1.1	20	0	19	14	0	6	59	4.2		
31	Jarred Reuter	14-0	134	9.6	16-30	.533	0-0	.000	4-5	.800	6	14	20	1.4	22	0	6	14	2	1	36	2.6		
25	Mamadi Diakite	14-0	161	11.5	13-22	.591	0-4	.000	8-13	.615	8	19	27	1.9	28	0	5	6	16	5	34	2.4		
33	Jack Salt	14-14	242	17.3	12-29	.414	0-0	.000	7-16	.438	21	36	57	4.1	41	2	5	10	9	4	31	2.2		
02	Justice Bartley	3-0	3	1.0	0-0	.000	0-0	.000	0-0	.000	0	1	1	0.3	0	0	0	0	0	0	0	0.0		
10	Trevon Gross Jr.	4-0	4	1.0	0-1	.000	0-1	.000	0-0	.000	0	0	0	0.0	0	0	0	2	0	0	0	0.0		
Team											15	21	36				2							
Total.....		14	2875		347-752	.461	92-247	.372	147-202	.728	112	336	448	32.0	239	5	183	148	56	67	933	66.6		
Opponents.....		14	2875		308-699	.441	87-257	.339	169-254	.665	102	317	419	29.9	208	2	147	170	46	75	872	62.3		

TEAM STATISTICS	VA	OPP	Date	Opponent	Score	Att.
SCORING	933	872	*	12/28/16	at Louisville	W 61-53 21676
Points per game	66.6	62.3	*	12/31/16	FLORIDA STATE	L 58-60 14623
Scoring margin	+4.4	-	*	01/04/17	at Pitt	Lot 76-88 9814
FIELD GOALS-ATT	347-752	308-699	*	01/08/17	WAKE FOREST	W 79-62 13717
Field goal pct	.461	.441	*	01/14/17	at Clemson	W 77-73 9000
3 POINT FG-ATT	92-247	87-257	*	01/18/17	at Boston College	W 71-54 5038
3-point FG pct	.372	.339	*	01/21/17	GEORGIA TECH	W 62-49 14459
3-pt FG made per game	6.6	6.2	*	01/24/17	at Notre Dame	W 71-54 9149
FREE THROWS-ATT	147-202	169-254	*	02/01/17	VIRGINIA TECH	W 71-48 14623
Free throw pct	.728	.665	*	02/04/17	at Syracuse	L 62-66 27553
F-Throws made per game	10.5	12.1	*	02/06/17	LOUISVILLE	W 71-55 14623
REBOUNDS	448	419	*	02/12/17	at Virginia Tech	Lo2 78-80 9567
Rebounds per game	32.0	29.9	*	02/15/17	DUKE	L 55-65 14623
Rebounding margin	+2.1	-	*	02/18/17	at North Carolina	L 41-65 21750
ASSISTS	183	147				
Assists per game	13.1	10.5	* = Conference game			
TURNOVERS	148	170	1 = Emerald Coast Classic, Niceville, Fla.			
Turnovers per game	10.6	12.1				
Turnover margin	+1.6	-				
Assist/turnover ratio	1.2	0.9				
STEALS	67	75				
Steals per game	4.8	5.4				
BLOCKS	56	46				
Blocks per game	4.0	3.3				
ATTENDANCE	86668	113547				
Home games-Avg/Game	6-14445	8-14193				
Neutral site-Avg/Game	-	0-0				

* = Conference game
1 = Emerald Coast Classic, Niceville, Fla.

Score by Periods	1st	2nd	OT	OT2	Totals
Virginia	451	461	11	10	933
Opponents	378	459	23	12	872

2016-17 Virginia Basketball
Virginia Team Game-by-Game Comparison (as of Feb 18, 2017)
All games

Opponent	1st	2nd	Score	Mar	Total FG	FG Pct	3-Pointers	3FG Pct	Free Throws	FT Pct	Rebounds	Assist	T/Over	Block	Steal	Fouls
UNCG	42/17	34/34	76-51	+25	26-50/17-46	.520/.370	8-16/7-21	.500/.333	16-18/10-13	.889/.769	35/21 +14	13/7	11/13	1/1	8/6	17/15
ST. FRANCIS BROOKLYN	35/13	37/19	72-32	+40	31-52/11-48	.596/.229	0-10/5-26	.000/.192	10-16/5-7	.625/.714	43/20 +23	18/4	10/13	5/1	4/4	15/17
YALE	28/21	34/17	62-38	+24	24-60/16-48	.400/.333	6-20/4-15	.300/.267	8-9/2-4	.889/.500	41/28 +13	17/7	7/14	7/2	6/5	10/13
GRAMBLING STATE	49/9	41/25	90-34	+56	33-60/12-52	.550/.231	14-34/4-17	.412/.235	10-14/6-12	.714/.500	44/30 +14	23/3	11/21	6/1	11/7	15/15
Iowa	39/19	35/22	74-41	+33	29-60/15-48	.483/.313	8-17/6-23	.471/.261	8-13/5-10	.615/.500	36/34 +2	18/8	5/18	5/2	9/3	13/17
Providence	34/20	29/32	63-52	+11	25-42/15-40	.595/.375	5-10/8-16	.500/.500	8-16/14-17	.500/.824	25/24 +1	15/12	7/10	6/2	8/3	18/19
OHIO STATE	24/36	39/25	63-61	+2	21-56/22-44	.375/.500	7-16/6-17	.438/.353	14-20/11-13	.700/.846	31/31 -	9/14	10/20	6/3	9/4	11/20
WEST VIRGINIA	25/24	32/42	57-66	(9)	22-48/23-51	.458/.451	6-19/4-15	.316/.267	7-13/16-19	.538/.842	28/28 -	13/13	14/8	3/1	4/10	17/16
EAST CAROLINA	42/20	34/33	76-53	+23	30-53/18-49	.566/.367	9-21/10-23	.429/.435	7-10/7-11	.700/.636	30/28 +2	22/12	6/13	5/2	6/3	14/12
ROBERT MORRIS	32/18	47/21	79-39	+40	31-52/11-46	.596/.239	6-14/4-15	.429/.267	11-14/13-23	.786/.565	39/21 +18	21/7	11/13	7/1	7/7	19/16
Cal	22/22	34/30	56-52	+4	22-57/18-51	.386/.353	4-13/5-23	.308/.217	8-11/11-16	.727/.688	33/39 (6)	14/11	7/13	3/3	1/3	17/14
Louisville	36/21	25/32	61-53	+8	24-49/19-44	.490/.432	2-8/2-14	.250/.143	11-14/13-22	.786/.591	31/26 +5	12/7	14/14	0/2	7/5	19/15
FLORIDA STATE	30/23	28/37	58-60	(2)	23-51/20-49	.451/.408	9-16/8-15	.563/.533	3-5/12-24	.600/.500	34/35 (1)	8/8	13/12	6/3	3/6	18/15
Pitt	32/35	38/35	76-88	(12)	33-67/29-54	.493/.537	8-20/13-21	.400/.619	2-5/17-28	.400/.607	24/42 (18)	15/16	6/14	3/3	2/0	21/16
WAKE FOREST	28/29	51/33	79-62	+17	26-53/23-57	.491/.404	9-19/6-21	.474/.286	18-24/10-16	.750/.625	37/32 +5	12/12	9/12	8/3	4/5	18/22
Clemson	36/36	41/37	77-73	+4	29-50/28-56	.580/.500	10-18/7-19	.556/.368	9-13/10-16	.692/.625	30/25 +5	9/13	16/11	2/3	2/9	17/13
Boston College	42/25	29/29	71-54	+17	27-52/20-52	.519/.385	5-10/5-20	.500/.250	12-20/9-11	.600/.818	27/36 (9)	22/9	5/16	3/4	12/4	12/14
GEORGIA TECH	35/28	27/21	62-49	+13	22-48/19-42	.458/.452	5-22/4-9	.227/.444	13-17/7-12	.765/.583	32/24 +8	13/11	11/13	3/1	6/9	14/15
Notre Dame	27/26	44/28	71-54	+17	25-54/20-48	.463/.417	9-19/3-18	.474/.167	12-14/11-17	.857/.647	38/22 +16	13/9	11/10	1/6	7/6	17/10
Villanova	31/22	28/39	59-61	(2)	25-50/17-40	.500/.425	6-18/7-16	.333/.438	3-3/20-24	1000/.833	24/25 (1)	13/9	9/10	2/2	6/5	18/8
VIRGINIA TECH	35/21	36/27	71-48	+23	25-54/15-42	.463/.357	5-16/3-20	.313/.150	16-21/15-20	.762/.750	37/22 +15	15/5	9/14	4/2	5/2	19/19
Syracuse	34/22	28/44	62-66	(4)	24-50/23-42	.480/.548	12-24/7-18	.500/.389	2-5/13-20	.400/.650	24/23 +1	21/12	15/12	4/5	6/11	15/9
LOUISVILLE	32/34	39/21	71-55	+16	25-47/20-54	.532/.370	3-12/5-18	.250/.278	18-20/10-15	.900/.667	38/19 +19	13/7	14/5	8/2	2/9	14/15
Virginia Tech	37/23	26/40	78-80	(2)	28-66/26-59	.424/.441	8-23/8-26	.348/.308	14-24/20-26	.583/.769	38/41 (3)	13/13	10/17	6/5	6/1	20/20
DUKE	25/21	30/44	55-65	(10)	21-57/19-42	.368/.452	5-20/9-19	.250/.474	8-8/18-20	1000/.900	32/28 +4	9/8	9/11	3/2	3/4	21/12
North Carolina	22/34	19/31	41-65	(24)	15-54/27-58	.278/.466	2-20/7-19	.100/.368	9-12/4-7	.750/.571	26/44 (18)	8/17	6/9	5/5	2/4	14/13

Note: Game totals are displayed in the format TEAM/OPPONENT for each category

2016-17 Virginia Basketball
Virginia Points-Rebounds-Assists (as of Feb 18, 2017)
All games

Opponent	Date	Score		00	02	04	05	10	11	21
				HALL,DEVON	BARTLEY,JU	SHAYOK,MAR	GUY,KYLE	,TREVON GR	JEROME,TY	WILKINS,IS
at UNCG	11/11/16	76-51	w	5-4-0	0-2-0	15-1-0	7-1-3	0-0-0	2-3-0	10-9-2
ST. FRANCIS BROOKLYN	11/15/16	72-32	w	4-4-3	2-0-0	8-2-2	5-2-2	0-1-1	3-3-2	4-3-1
YALE	11/20/16	62-38	w	0-1-2	0-0-0	15-4-2	12-3-0	0-0-0	0-0-0	5-9-3
GRAMBLING STATE	11/22/16	90-34	w	5-2-3	5-3-1	12-2-0	20-2-3	3-4-1	6-1-5	4-2-0
vs Iowa	11/25/16	74-41	w	6-3-1	DNP	6-3-0	3-4-3	DNP	3-0-1	11-3-3
vs Providence	11/26/16	63-52	w	4-4-1	DNP	1-1-3	4-0-1	DNP	0-1-2	9-2-1
OHIO STATE	11/30/16	63-61	w	12-3-3	DNP	8-1-0	2-0-0	DNP	5-0-0	4-5-1
WEST VIRGINIA	12/03/16	57-66	L	4-1-2	DNP	9-4-0	7-2-0	DNP	2-0-0	7-8-1
EAST CAROLINA	12/06/16	76-53	w	5-4-1	0-0-0	12-4-1	13-2-4	0-0-0	0-0-1	2-5-3
ROBERT MORRIS	12/17/16	79-39	w	13-5-0	2-0-0	5-3-2	13-3-0	0-0-0	5-4-6	7-6-6
at Cal	12/21/16	56-52	w	7-6-1	DNP	0-2-1	17-4-2	DNP	0-1-0	5-3-1
at Louisville	12/28/16	61-53	w	10-6-0	DNP	6-1-0	9-1-0	DNP	0-0-1	4-5-1
FLORIDA STATE	12/31/16	58-60	L	10-5-0	DNP	10-1-1	14-3-0	DNP	0-2-2	5-4-0
at Pitt	01/04/17	76-88	L	15-9-1	DNP	14-4-2	2-0-3	DNP	0-0-0	8-7-1
WAKE FOREST	01/08/17	79-62	w	13-8-2	DNP	17-4-2	2-2-1	DNP	2-0-0	7-4-1
at Clemson	01/14/17	77-73	w	9-0-0	DNP	17-7-2	6-0-1	DNP	2-0-0	8-13-2
at Boston College	01/18/17	71-54	w	13-2-6	0-0-0	6-0-1	8-4-1	0-0-0	5-2-5	11-9-0
GEORGIA TECH	01/21/17	62-49	w	10-4-4	DNP	19-4-1	6-0-0	0-0-0	2-0-0	5-3-4
at Notre Dame	01/24/17	71-54	w	11-9-2	DNP	10-3-2	5-0-2	DNP	8-2-1	13-9-1
at Villanova	01/29/17	59-61	L	7-3-3	DNP	14-1-1	0-0-0	DNP	15-1-0	12-8-0
VIRGINIA TECH	02/01/17	71-48	w	17-9-4	0-1-0	9-4-1	3-0-2	0-0-0	7-0-2	15-9-2
at Syracuse	02/04/17	62-66	L	6-6-2	DNP	2-1-2	14-1-0	DNP	9-2-4	9-4-0
LOUISVILLE	02/06/17	71-55	w	9-3-3	0-0-0	6-5-0	2-0-0	0-0-0	3-1-2	13-11-1
at Virginia Tech	02/12/17	78-80	L	10-4-3	DNP	11-4-0	12-2-1	DNP	8-4-1	5-9-1
DUKE	02/15/17	55-65	L	8-3-1	DNP	7-2-2	3-0-1	DNP	13-1-1	4-9-0
at North Carolina	02/18/17	41-65	L	0-6-0	DNP	13-1-2	0-0-1	DNP	0-2-0	7-4-0

Opponent	Date	Score		25	31	32	33	51
				DIAKITE,MA	REUTER,JAR	PERRANTES,	SALT,JACK	THOMPSON,D
at UNCG	11/11/16	76-51	w	DNP	8-6-1	10-3-3	7-4-3	12-1-1
ST. FRANCIS BROOKLYN	11/15/16	72-32	w	8-4-0	9-4-1	8-3-3	6-2-0	4-6-3
YALE	11/20/16	62-38	w	5-7-0	2-4-0	8-1-7	4-5-0	11-0-3
GRAMBLING STATE	11/22/16	90-34	w	8-4-0	4-8-4	6-4-4	2-3-1	12-4-1
vs Iowa	11/25/16	74-41	w	5-4-0	14-9-2	12-3-4	4-1-0	10-3-4
vs Providence	11/26/16	63-52	w	10-0-0	5-0-0	11-8-5	8-6-0	11-2-2
OHIO STATE	11/30/16	63-61	w	0-2-0	7-4-0	19-2-2	2-6-0	4-3-3
WEST VIRGINIA	12/03/16	57-66	L	2-3-1	0-0-0	6-4-7	6-3-1	14-1-1
EAST CAROLINA	12/06/16	76-53	w	12-2-0	10-5-1	12-2-5	8-1-0	2-1-6
ROBERT MORRIS	12/17/16	79-39	w	6-4-0	10-5-1	4-2-4	10-2-0	4-3-2
at Cal	12/21/16	56-52	w	4-3-0	2-0-1	14-3-3	5-5-0	2-2-5
at Louisville	12/28/16	61-53	w	8-4-0	6-3-0	9-4-7	2-7-1	7-0-2
FLORIDA STATE	12/31/16	58-60	L	5-3-0	2-2-0	10-1-4	0-7-0	2-0-1
at Pitt	01/04/17	76-88	L	0-0-2	10-1-1	16-2-3	0-0-0	11-1-2
WAKE FOREST	01/08/17	79-62	w	0-2-0	2-1-0	24-4-2	5-5-2	7-2-2
at Clemson	01/14/17	77-73	w	1-1-0	0-0-0	25-2-2	2-2-0	7-4-2
at Boston College	01/18/17	71-54	w	4-2-0	4-3-1	6-1-4	2-3-0	12-0-4
GEORGIA TECH	01/21/17	62-49	w	0-0-0	0-1-0	11-6-2	5-6-0	4-4-2
at Notre Dame	01/24/17	71-54	w	0-1-0	0-0-0	22-5-0	2-4-0	0-2-5
at Villanova	01/29/17	59-61	L	DNP	DNP	4-3-6	4-3-1	3-0-2
VIRGINIA TECH	02/01/17	71-48	w	0-0-0	4-5-0	14-3-3	0-3-1	2-1-0
at Syracuse	02/04/17	62-66	L	8-4-0	0-1-3	11-1-8	1-1-0	2-0-2
LOUISVILLE	02/06/17	71-55	w	6-1-0	0-0-0	18-4-3	4-6-0	10-4-4
at Virginia Tech	02/12/17	78-80	L	0-1-1	4-3-0	22-3-3	2-4-0	4-1-3
DUKE	02/15/17	55-65	L	0-6-1	2-0-0	14-4-2	4-5-1	0-0-0
at North Carolina	02/18/17	41-65	L	2-2-1	2-0-1	12-4-2	2-4-0	3-0-1

2016-17 Virginia Basketball
Virginia Game-by-Game Highs (as of Feb 18, 2017)
All games

Opponent	Date	Score	Points	Rebounds	Assists	Steals	Blocked shots
at UNCG	11/11/16	76-51	15-Marial Shayok	9-Isaiah Wilkins	3-Kyle Guy London Perrantes Jack Salt	3-Marial Shayok	1-Jack Salt
ST. FRANCIS BROOKLYN	11/15/16	72-32	11-Austin Nichols	6-Darius Thompson	3-Darius Thompson Devon Hall London Perrantes	2-Isaiah Wilkins London Perrantes	1-Marial Shayok Mamadi Diakite Darius Thompson Kyle Guy Isaiah Wilkins
YALE	11/20/16	62-38	15-Marial Shayok	9-Isaiah Wilkins	7-London Perrantes	2-Isaiah Wilkins	4-Mamadi Diakite
GRAMBLING STATE	11/22/16	90-34	20-Kyle Guy	8-Jarred Reuter	5-Ty Jerome	3-Isaiah Wilkins	3-Mamadi Diakite
vs Iowa	11/25/16	74-41	14-Jarred Reuter	9-Jarred Reuter	4-Darius Thompson London Perrantes	3-Marial Shayok	2-Isaiah Wilkins Mamadi Diakite
vs Providence	11/26/16	63-52	11-London Perrantes Darius Thompson	8-London Perrantes	5-London Perrantes	3-Isaiah Wilkins	3-Mamadi Diakite
OHIO STATE	11/30/16	63-61	19-London Perrantes	6-Jack Salt	3-Darius Thompson Devon Hall	2-Isaiah Wilkins Devon Hall Darius Thompson	3-Darius Thompson
WEST VIRGINIA	12/03/16	57-66	14-Darius Thompson	8-Isaiah Wilkins	7-London Perrantes	2-Darius Thompson	1-Jack Salt Isaiah Wilkins London Perrantes
EAST CAROLINA	12/06/16	76-53	13-Kyle Guy	5-Jarred Reuter Isaiah Wilkins	6-Darius Thompson	3-Isaiah Wilkins	2-Mamadi Diakite
ROBERT MORRIS	12/17/16	79-39	13-Kyle Guy Devon Hall	6-Isaiah Wilkins	6-Ty Jerome Isaiah Wilkins	2-Marial Shayok Mamadi Diakite	2-Mamadi Diakite Ty Jerome Marial Shayok
at Cal	12/21/16	56-52	17-Guy, Kyle	6-Hall, Devon	5-Darius Thompson	1-Guy, Kyle	2-Mamadi Diakite
at Louisville	12/28/16	61-53	10-Devon Hall	7-Jack Salt	7-London Perrantes	2-Mamadi Diakite Devon Hall Isaiah Wilkins	None
FLORIDA STATE	12/31/16	58-60	14-Kyle Guy	7-Jack Salt	4-London Perrantes	1-Isaiah Wilkins Darius Thompson Marial Shayok	3-Isaiah Wilkins
at Pitt	01/04/17	76-88	16-London Perrantes	9-Devon Hall	3-Kyle Guy London Perrantes	1-Darius Thompson Devon Hall	1-Devon Hall Mamadi Diakite Isaiah Wilkins
WAKE FOREST	01/08/17	79-62	24-London Perrantes	8-Devon Hall	2-Jack Salt Darius Thompson Marial Shayok London Perrantes Devon Hall	2-Isaiah Wilkins	5-Isaiah Wilkins
at Clemson	01/14/17	77-73	25-London Perrantes	13-Isaiah Wilkins	2-Darius Thompson London Perrantes Isaiah Wilkins Marial Shayok	1-Kyle Guy Marial Shayok	1-Jack Salt Darius Thompson
at Boston College	01/18/17	71-54	13-Devon Hall	9-Isaiah Wilkins	6-Devon Hall	3-Ty Jerome	1-Devon Hall Jarred Reuter Marial Shayok
GEORGIA TECH	01/21/17	62-49	19-Marial Shayok	6-London Perrantes Jack Salt	4-Isaiah Wilkins Devon Hall	3-Darius Thompson	1-Darius Thompson Jack Salt Isaiah Wilkins
at Notre Dame	01/24/17	71-54	22-London Perrantes	9-Isaiah Wilkins Devon Hall	5-Darius Thompson	3-Marial Shayok Darius Thompson	1-Mamadi Diakite
at Villanova	01/29/17	59-61	15-Ty Jerome	8-Isaiah Wilkins	6-London Perrantes	1-Darius Thompson	2-Isaiah Wilkins

2016-17 Virginia Basketball
Virginia Game-by-Game Highs (as of Feb 18, 2017)
All games

Opponent	Date	Score	Points	Rebounds	Assists	Steals	Blocked shots
						Isaiah Wilkins Marial Shayok Jack Salt Ty Jerome Devon Hall	
VIRGINIA TECH	02/01/17	71-48	17-Devon Hall	9-Devon Hall Isaiah Wilkins	4-Devon Hall	1-Devon Hall London Perrantes Isaiah Wilkins Marial Shayok Jack Salt	2-Jack Salt
at Syracuse	02/04/17	62-66	14-Kyle Guy	6-Devon Hall	8-London Perrantes	2-London Perrantes	1-Marial Shayok Mamadi Diakite London Perrantes Isaiah Wilkins
LOUISVILLE	02/06/17	71-55	18-London Perrantes	11-Isaiah Wilkins	4-Darius Thompson	1-Ty Jerome Marial Shayok	5-Isaiah Wilkins
at Virginia Tech	02/12/17	78-80	22-London Perrantes	9-Isaiah Wilkins	3-London Perrantes Devon Hall Darius Thompson	3-Darius Thompson	3-Mamadi Diakite
DUKE	02/15/17	55-65	14-London Perrantes	9-Isaiah Wilkins	2-Marial Shayok London Perrantes	1-London Perrantes Mamadi Diakite Marial Shayok	3-Mamadi Diakite
at North Carolina	02/18/17	41-65	13-Marial Shayok	6-Devon Hall	2-Marial Shayok London Perrantes	2-Mamadi Diakite	3-Mamadi Diakite

Individual Career History vs Miami

Justice Bartley

Devon Hall

Season	gp-gs	min/avg	Total		3-Point		F-Throws		Rebounds				pf	fo	ast	to	blk	stl	Scoring	
			fg-fga	pct	fg-fga	pct	ft-fta	pct	off	def	tot	avg							pts	avg
2014-15	1-0	3/3.0	0-0	.000	0-0	.000	0-0	.000	0	0	0	0.0	1	0	0	0	0	0	0	0.0
2015-16	3-2	48/16.0	1-9	.111	0-2	.000	0-0	.000	0	3	3	1.0	4	0	4	2	0	0	2	0.7
TOTAL	4-2	51/12.8	1-9	.111	0-2	.000	0-0	.000	0	3	3	0.8	5	0	4	2	0	0	2	0.5

London Perrantes

Season	gp-gs	min/avg	Total		3-Point		F-Throws		Rebounds				pf	fo	ast	to	blk	stl	Scoring	
			fg-fga	pct	fg-fga	pct	ft-fta	pct	off	def	tot	avg							pts	avg
2013-14	1-1	28/28.0	5-5	1.000	4-4	1.000	1-1	1.000	0	3	3	3.0	1	0	4	1	0	0	15	15.0
2014-15	1-1	45/45.0	5-11	.455	5-9	.556	11-12	.917	0	1	1	1.0	3	0	8	3	1	1	26	26.0
2015-16	3-3	102/34.0	11-25	.440	3-11	.273	8-10	.800	3	6	9	3.0	3	0	12	3	0	2	33	11.0
TOTAL	5-5	175/35.0	21-41	.512	12-24	.500	20-23	.870	3	10	13	2.6	7	0	24	7	1	3	74	14.8

Jarred Reuter

Season	gp-gs	min/avg	Total		3-Point		F-Throws		Rebounds				pf	fo	ast	to	blk	stl	Scoring	
			fg-fga	pct	fg-fga	pct	ft-fta	pct	off	def	tot	avg							pts	avg
2015-16	1-0	5/5.0	1-1	1.000	0-0	.000	2-2	1.000	1	0	1	1.0	1	0	0	0	0	0	4	4.0
TOTAL	1-0	5/5.0	1-1	1.000	0-0	.000	2-2	1.000	1	0	1	1.0	1	0	0	0	0	0	4	4.0

Jack Salt

Season	gp-gs	min/avg	Total		3-Point		F-Throws		Rebounds				pf	fo	ast	to	blk	stl	Scoring	
			fg-fga	pct	fg-fga	pct	ft-fta	pct	off	def	tot	avg							pts	avg
2015-16	1-1	8/8.0	0-1	.000	0-0	.000	0-0	.000	1	2	3	3.0	1	0	0	1	1	0	0	0.0
TOTAL	1-1	8/8.0	0-1	.000	0-0	.000	0-0	.000	1	2	3	3.0	1	0	0	1	1	0	0	0.0

Marial Shayok

Season	gp-gs	min/avg	Total		3-Point		F-Throws		Rebounds				pf	fo	ast	to	blk	stl	Scoring	
			fg-fga	pct	fg-fga	pct	ft-fta	pct	off	def	tot	avg							pts	avg
2014-15	1-0	31/31.0	3-6	.500	2-4	.500	1-2	.500	0	5	5	5.0	1	0	3	0	2	2	9	9.0
2015-16	3-1	52/17.3	5-9	.556	0-2	.000	3-6	.500	0	9	9	3.0	9	1	0	4	0	1	13	4.3
TOTAL	4-1	83/20.8	8-15	.533	2-6	.333	4-8	.500	0	14	14	3.5	10	1	3	4	2	3	22	5.5

Darius Thompson

Season	gp-gs	min/avg	Total		3-Point		F-Throws		Rebounds				pf	fo	ast	to	blk	stl	Scoring	
			fg-fga	pct	fg-fga	pct	ft-fta	pct	off	def	tot	avg							pts	avg
2015-16	3-0	54/18.0	4-9	.444	1-3	.333	5-8	.625	2	2	4	1.3	1	0	5	1	0	2	14	4.7
TOTAL	3-0	54/18.0	4-9	.444	1-3	.333	5-8	.625	2	2	4	1.3	1	0	5	1	0	2	14	4.7

Isaiah Wilkins

Season	gp-gs	min/avg	Total		3-Point		F-Throws		Rebounds				pf	fo	ast	to	blk	stl	Scoring	
			fg-fga	pct	fg-fga	pct	ft-fta	pct	off	def	tot	avg							pts	avg
2015-16	3-2	70/23.3	5-9	.556	0-0	.000	1-1	1.000	4	10	14	4.7	4	0	1	3	2	3	11	3.7
TOTAL	3-2	70/23.3	5-9	.556	0-0	.000	1-1	1.000	4	10	14	4.7	4	0	1	3	2	3	11	3.7

Individual Career History

Trevon Gross Jr.

Season	gp-gs	min/avg	Total		3-Point		F-Throws		Rebounds										Scoring	
			fg-fga	pct	fg-fga	pct	ft-fta	pct	off	def	tot	avg	pf	fo	ast	to	blk	stl	pts	avg
2016-17	10-0	25/2.5	1-12	.083	1-8	.125	0-1	.000	3	2	5	0.5	4	0	2	4	0	2	3	0.3
TOTAL	10-0	25/2.5	1-12	.083	1-8	.125	0-1	.000	3	2	5	0.5	4	0	2	4	0	2	3	0.3

Justice Bartley

Season	gp-gs	min/avg	Total		3-Point		F-Throws		Rebounds										Scoring	
			fg-fga	pct	fg-fga	pct	ft-fta	pct	off	def	tot	avg	pf	fo	ast	to	blk	stl	pts	avg
2015-16	8-0	12/1.5	0-2	.000	0-0	.000	0-0	.000	1	2	3	0.4	1	0	1	5	0	0	0	0.0
2016-17	9-0	25/2.8	4-8	.500	1-5	.200	0-2	.000	0	6	6	0.7	5	0	1	5	1	0	9	1.0
TOTAL	17-0	37/2.2	4-10	.400	1-5	.200	0-2	.000	1	8	9	0.5	6	0	2	10	1	0	9	0.5

Mamadi Diakite

Season	gp-gs	min/avg	Total		3-Point		F-Throws		Rebounds										Scoring	
			fg-fga	pct	fg-fga	pct	ft-fta	pct	off	def	tot	avg	pf	fo	ast	to	blk	stl	pts	avg
2016-17	24-0	312/13.0	39-65	.600	3-10	.300	13-24	.542	19	41	60	2.5	52	1	6	8	35	8	94	3.9
TOTAL	24-0	312/13.0	39-65	.600	3-10	.300	13-24	.542	19	41	60	2.5	52	1	6	8	35	8	94	3.9

Kyle Guy

Season	gp-gs	min/avg	Total		3-Point		F-Throws		Rebounds										Scoring	
			fg-fga	pct	fg-fga	pct	ft-fta	pct	off	def	tot	avg	pf	fo	ast	to	blk	stl	pts	avg
2016-17	26-1	447/17.2	66-147	.449	34-73	.466	23-30	.767	3	33	36	1.4	26	0	31	14	1	10	189	7.3
TOTAL	26-1	447/17.2	66-147	.449	34-73	.466	23-30	.767	3	33	36	1.4	26	0	31	14	1	10	189	7.3

Devon Hall

Season	gp-gs	min/avg	Total		3-Point		F-Throws		Rebounds										Scoring	
			fg-fga	pct	fg-fga	pct	ft-fta	pct	off	def	tot	avg	pf	fo	ast	to	blk	stl	pts	avg
2014-15	23-1	244/10.6	16-40	.400	5-15	.333	5-11	.455	2	15	17	0.7	18	0	18	12	1	9	42	1.8
2015-16	37-20	809/21.9	57-152	.375	21-63	.333	26-34	.765	8	90	98	2.6	52	0	74	33	10	17	161	4.4
2016-17	26-26	688/26.5	77-185	.416	24-66	.364	35-44	.795	13	101	114	4.4	50	2	48	23	2	13	213	8.2
TOTAL	86-47	1741/20.2	150-377	.398	50-144	.347	66-89	.742	23	206	229	2.7	120	2	140	68	13	39	416	4.8

Ty Jerome

Season	gp-gs	min/avg	Total		3-Point		F-Throws		Rebounds										Scoring	
			fg-fga	pct	fg-fga	pct	ft-fta	pct	off	def	tot	avg	pf	fo	ast	to	blk	stl	pts	avg
2016-17	26-0	316/12.2	36-69	.522	18-44	.409	10-14	.714	1	29	30	1.2	37	0	36	23	2	9	100	3.8
TOTAL	26-0	316/12.2	36-69	.522	18-44	.409	10-14	.714	1	29	30	1.2	37	0	36	23	2	9	100	3.8

London Perrantes

Season	gp-gs	min/avg	Total		3-Point		F-Throws		Rebounds										Scoring	
			fg-fga	pct	fg-fga	pct	ft-fta	pct	off	def	tot	avg	pf	fo	ast	to	blk	stl	pts	avg
2013-14	37-33	1105/29.9	61-159	.384	38-87	.437	43-50	.860	8	73	81	2.2	62	0	140	40	4	33	203	5.5
2014-15	32-32	1065/33.3	67-189	.354	30-95	.316	42-54	.778	7	77	84	2.6	42	0	148	49	7	25	206	6.4
2015-16	35-35	1162/33.2	123-280	.439	78-160	.488	61-76	.803	14	91	105	3.0	45	0	153	64	3	37	385	11.0
2016-17	26-26	823/31.7	111-260	.427	51-134	.381	55-68	.809	9	73	82	3.2	25	0	98	45	2	16	328	12.6
TOTAL	130-126	4155/32.0	362-888	.408	197-476	.414	201-248	.810	38	314	352	2.7	174	0	539	198	16	111	1122	8.6

Jarred Reuter

Season	gp-gs	min/avg	Total		3-Point		F-Throws		Rebounds										Scoring	
			fg-fga	pct	fg-fga	pct	ft-fta	pct	off	def	tot	avg	pf	fo	ast	to	blk	stl	pts	avg
2015-16	26-0	121/4.7	16-35	.457	0-0	.000	8-10	.800	10	15	25	1.0	24	1	5	6	0	1	40	1.5
2016-17	25-0	304/12.2	45-74	.608	0-0	.000	17-21	.810	23	42	65	2.6	37	0	17	24	2	5	107	4.3
TOTAL	51-0	425/8.3	61-109	.560	0-0	.000	25-31	.806	33	57	90	1.8	61	1	22	30	2	6	147	2.9

Individual Career History

Jack Salt

Season	gp-gs	min/avg	Total		3-Point		F-Throws		Rebounds										Scoring	
			fg-fga	pct	fg-fga	pct	ft-fta	pct	off	def	tot	avg	pf	fo	ast	to	blk	stl	pts	avg
2015-16	22-9	138/6.3	17-33	.515	0-0	.000	2-6	.333	14	10	24	1.1	25	0	0	10	5	1	36	1.6
2016-17	26-26	477/18.3	41-72	.569	0-0	.000	15-32	.469	37	61	98	3.8	70	2	11	17	16	8	97	3.7
TOTAL	48-35	615/12.8	58-105	.552	0-0	.000	17-38	.447	51	71	122	2.5	95	2	11	27	21	9	133	2.8

Marial Shayok

Season	gp-gs	min/avg	Total		3-Point		F-Throws		Rebounds										Scoring	
			fg-fga	pct	fg-fga	pct	ft-fta	pct	off	def	tot	avg	pf	fo	ast	to	blk	stl	pts	avg
2014-15	34-1	496/14.6	47-116	.405	19-50	.380	17-27	.630	8	53	61	1.8	44	0	35	21	10	19	130	3.8
2015-16	35-8	526/15.0	58-118	.492	17-39	.436	17-31	.548	8	58	66	1.9	52	1	39	28	5	11	150	4.3
2016-17	26-12	570/21.9	101-220	.459	15-47	.319	35-46	.761	9	60	69	2.7	37	0	30	29	8	25	252	9.7
TOTAL	95-21	1592/16.8	206-454	.454	51-136	.375	69-104	.663	25	171	196	2.1	133	1	104	78	23	55	532	5.6

Darius Thompson

Season	gp-gs	min/avg	Total		3-Point		F-Throws		Rebounds										Scoring	
			fg-fga	pct	fg-fga	pct	ft-fta	pct	off	def	tot	avg	pf	fo	ast	to	blk	stl	pts	avg
2015-16	37-10	648/17.5	58-108	.537	16-41	.390	26-36	.722	8	36	44	1.2	53	1	53	32	7	27	158	4.3
2016-17	26-13	521/20.0	62-132	.470	19-58	.328	17-27	.630	4	41	45	1.7	25	0	63	29	8	23	160	6.2
TOTAL	63-23	1169/18.6	120-240	.500	35-99	.354	43-63	.683	12	77	89	1.4	78	1	116	61	15	50	318	5.0

Isaiah Wilkins

Season	gp-gs	min/avg	Total		3-Point		F-Throws		Rebounds										Scoring	
			fg-fga	pct	fg-fga	pct	ft-fta	pct	off	def	tot	avg	pf	fo	ast	to	blk	stl	pts	avg
2014-15	28-0	264/9.4	19-48	.396	2-3	.667	6-11	.545	19	50	69	2.5	26	0	11	15	18	5	46	1.6
2015-16	37-21	792/21.4	72-139	.518	0-3	.000	28-48	.583	55	97	152	4.1	73	0	55	27	31	28	172	4.6
2016-17	26-26	733/28.2	78-138	.565	4-7	.571	34-47	.723	66	97	163	6.3	49	2	36	31	35	27	194	7.5
TOTAL	91-47	1789/19.7	169-325	.520	6-13	.462	68-106	.642	140	244	384	4.2	148	2	102	73	84	60	412	4.5