

IT'S ALL ABOUT THE U

ACADEMICS • LIFE • ATHLETICS



NATIONAL CHAMPIONS 1983, 1987, 1989, 1991, 2001

Assoc. AD for Communications: Chris Freet (c.freet@miami.edu); Rob Dunning (rdunning@miami.edu); Bryan Harvey (bharvey@miami.edu)
Sports Media Relations, University of Miami, 5821 San Amaro Drive, Coral Gables, FL 33146
(305) 284-3244, (305) 284-2807 FAX, www.hurricanesports.com

MIAMI (6-3, 4-2 ACC COASTAL)

Date	Opponent	(TV)	Time/Result
Sept. 2	FLORIDA A&M	ESPN3.com	W, 45-0
Sept. 11	at (2/2) Ohio State	ESPN	L, 24-36
Sept. 23	at Pittsburgh	ESPN	W, 31-3
Oct. 2	at Clemson*	ESPN2	W, 30-21
Oct. 9	(23/24) FLORIDA STATE*	ABC	L, 17-45
Oct. 16	at Duke*	ESPN3.com	W, 28-13
Oct. 23	NORTH CAROLINA*	ESPN2	W, 33-10
Oct. 30	at Virginia*	ESPN	L, 19-24
Nov. 6	MARYLAND*	ESPNU	W, 26-20
Nov. 13	at Georgia Tech*	ACC Network	12 p.m.
Nov. 20	VIRGINIA TECH*	ABC or ESPN	3:30 p.m.
Nov. 27	USF	TBA	TBA

*ACC game; all times Eastern; Coaches poll rankings second ()

GEORGIA TECH (5-4, 3-3 ACC COASTAL)

Date	Opponent	Time/Result
Sept. 4	SOUTH CAROLINA STATE	W, 41-10
Sept. 11	at Kansas	L, 25-28
Sept. 18	at North Carolina*	W, 30-24
Sept. 25	N.C. STATE*	L, 28-45
Oct. 2	at Wake Forest*	W, 24-20
Oct. 9	VIRGINIA*	W, 33-21
Oct. 16	MIDDLE TENNESSEE STATE	W, 42-14
Oct. 23	at Clemson*	L, 13-27
Nov. 4	at (20/20) Virginia Tech*	L, 21-28
Nov. 13	MIAMI*	12 p.m.
Nov. 20	DUKE*	1:30 p.m.
Nov. 27	at Georgia*	TBA

*ACC game; all times Eastern; Coaches poll rankings second ()

2010 STATISTICAL COMPARISON

Offense	Miami	GT
Scoring	253	257
Points per game	28.1	28.6
First Downs	205	176
Rush-pass-pen	84-107-14	133-29-14
Total offense	3747	3643
Average per play	5.7	5.9
Average per game	416.3	404.8
Rushing yards	1581	2885
Yards per rush	4.6	5.8
Yards per game	175.7	320.6
Passing yards	2166	758
Pass comp.-att.-int.	169-317-18	42-115-5
Yards per attempt	6.8	6.6
Yards per completion	12.8	18.0
Yards per game	240.7	84.2
Completion pct.	53.3	36.5
Defense		
Total points allowed	172	217
Points per game	19.1	24.1
First downs allowed	139	172
Rush-pass-pen	63-66-10	75-82-15
Total offense allowed	2734	3169
Yards per game	303.8	352.1
Rushing yards allowed	1356	1496
Yards per carry	3.9	4.4
Yards per game	150.7	166.2
Pass yards allowed	1378	1673
Pass comp.-att.-int.	121-240-16	155-262-7
Yards per attempt	5.4	6.4
Yards per completion	11.4	10.8
Yards per game	153.1	185.9



MIAMI HURRICANES

Rankings
ARV (AP); ARV (Coaches)
Last Game
Miami 26, Maryland 20
Head Coach
Randy Shannon
Shannon's Career Record:
27-20 (Fourth season at UM)
vs. Georgia Tech
1-2

2010 STATISTICAL LEADERS
Rushing - Att. / Yds / TDs
D. Berry - 142 / 690 / 4

Passing - C / A / I / Yards / TDs
J. Harris - 132 / 245 / 11 / 1,646 / 14

Receiving - C / Yards / TDs
L. Hankerson - 48 / 747 / 10

Tackles - UA / A / Total
S. Spence - 35 / 36 / 71

GEORGIA TECH YELLOW JACKETS

Rankings
N/A
Last Game
Virginia Tech 28, Georgia Tech 21
Head Coach
Paul Johnson
Johnson's Career Record:
25-11 (Third season at GT)
132-50 (14th season overall)
vs. Miami
1-1

2010 STATISTICAL LEADERS
Rushing - Att. / Yds / TDs
A. Allen - 139 / 817 / 5

Passing - C / A / I / Yards / TDs
J. Nesbitt - 39 / 105 / 4 / 674 / 7

Receiving - C / Yards / TDs
S. Hill - 12 / 165 / 2

Tackles - UA / A / Total
J. Burnett - 27 / 29 / 56

GAME 10 INFORMATION

Date: Saturday, Nov. 13, 2010
Location: Bobby Dodd Stadium / 55,000 / Grass
Atlanta, Ga.
Kickoff: 12 p.m. (ET)

ACC Network

Tim Brant (play-by-play)
David Archer (color)
Mike Hogewood (sidelines)

LOCAL RADIO

560 WQAM

Joe Zagacki (play-by-play)
Don Bailey Jr. (color)
Josh Darrow (sideline)
Fans can also listen online at www.wqam.com

1450 ESPN Deportes En Español

Joe Pujala (play-by-play)
Joe Martinez (color)

WEBSITES

Miami: www.hurricanesports.com
Miami Blog: www.theufotball.com
Georgia Tech: www.ramblinwreck.com

SOCIAL MEDIA

Twitter: [Twitter.com/HurricaneSports](https://twitter.com/HurricaneSports)
Facebook: [Facebook.com/MiamiHurricanes](https://www.facebook.com/MiamiHurricanes)

UNIVERSITY OF MIAMI



▶ On June 10, 2009, the split-U proudly worn by Hurricanes student-athletes was chosen to represent the entire university as its new, bold graphic identity mark. One of the most recognized collegiate athletic brands in the nation, the orange and green "U" is now used to promote the university's world-renowned academic and health programs and will be incorporated into a full range of uses.

'CANES VISIT GEORGIA TECH IN FINAL TRIP OF REGULAR SEASON

▶ The University of Miami football team will play its final road game of the 2010 regular season when it travels to Atlanta to take on ACC Coastal Division opponent Georgia Tech on Saturday, Nov. 13 at noon at Bobby Dodd Stadium. The game will be televised live on the ACC Network.

▶ The Hurricanes (6-3, 4-2 ACC) are coming a thrilling come-from-behind 26-20 win over Maryland this past weekend at Sun Life Stadium. Trailing 20-18 with 3:06 to play, freshman Stephen Morris drove the 'Canes down the field and with under a minute to play, connected with Leonard Hankerson on a 35-yard touchdown pass that would prove to be the game-winner. Morris, who was making his first collegiate start, finished the game 18-for-30 with 286 yards, one touchdown and two interceptions.

▶ Redshirt freshman Lamar Miller also earned his first career start and ran for 125 yards and a touchdown on 22 carries. His 125 yards on the ground were the most for a 'Cane this season and the most for a UM freshman since Javarris James ran for a freshman record 148 yards against Houston on Sept. 30, 2006.

▶ Junior Travis Benjamin led the 'Canes in receiving with 127 yards on five catches, but it was Hankerson's big catch late in the fourth quarter not only won the game for the 'Canes, but it put the senior in rare company. Hankerson became one of just five players in school history to record double-digit touchdown receptions in a single season, joining Michael Irvin (11), Lamar Thomas (10), Reggie Wayne (10) and Andre Johnson (10). Hankerson's touchdown was the 19th of his career, tying him with Santana Moss for fifth all-time at Miami.

▶ Miami's defense is coming off another solid outing, holding the Terrapins to 254 yards (96 rushing; 158 passing) and 15 first downs. Colin McCarthy, who ranks fourth in the ACC with a 8.4 tackle per game average, led the 'Canes with six tackles against Maryland. Ray-Ray Armstrong had five tackles and recorded Miami's 16th interception of the season.

▶ The Hurricanes' defense continues to rank as one of the nation's best against the pass, ranking first in pass efficiency defense (92.17), fifth in pass defense (153.11 ypg) and sixth in sacks (3.00 pg). Ryan Hill, Vaughn Telemaque and Ray-Ray Armstrong are tied for the team-lead with three interceptions apiece, while Jim Thorpe Award Semifinalist Brandon Harris has an interception a team-high six pass break-ups.

COVERING THE HURRICANES

Interviews with players and coaches must be arranged at least 24 hours in advance. Practices are open to the media from the start through stretch. Head coach Randy Shannon will address the media following each practice.

ACC Teleconference Call - Wed. Sept. 29 - (Contact UM Media Relations for the phone number)

10:30 a.m.	Jim Grobe, Wake Forest
10:40 a.m.	Frank Beamer, Virginia Tech
10:50 a.m.	Mike London, Virginia
11:00 a.m.	Tom O'Brien, NC State
11:10 a.m.	Butch Davis, North Carolina
11:20 a.m.	Randy Shannon, Miami
11:30 a.m.	Ralph Friedgen, Maryland
11:40 a.m.	Paul Johnson, Georgia Tech
11:50 a.m.	Jimbo Fisher, Florida State
12:00 p.m.	David Cutcliffe, Duke
12:10 p.m.	Dabo Swinney, Clemson
12:20 p.m.	Frank Spaziani, Boston College

MIAMI FOOTBALL MEDIA RELATIONS

Chris Freet	Associate AD/Communications
Rob Dunning	Assistant Media Relations Director
Bryan Harvey	Assistant Media Relations Director
Phone	(305) 284-3244
Fax	(305) 284-2807

COACHES SHOW

UM's coaches show, "Hurricane Game Day with Randy Shannon" airs twice weekly on CSS, at 5:30 p.m. Thursdays and 10 a.m. Saturdays. The show is hosted by Joe Zagacki and Don Bailey Jr. and features Hurricanes players as coach Shannon's guests.

HURRICANE HOTLINE

Hurricane Hotline is a weekly two-hour show hosted by Joe Zagacki and Don Bailey, Jr. that airs from 7-9 p.m. Thursday nights during the season from Monty's (2550 South Bayshore Drive Coconut Grove, Florida 33133). Hurricane Hotline features interviews with UM head football coach Randy Shannon, players, coaches and other UM personnel as well as other featured guests. Fans are encouraged to listen on 560 WQAM or view the show in-person at Monty's in Coconut Grove.

The MIAMI-GEORGIA TECH SERIES

- ▶ The 'Canes are 5-10 all-time against Georgia Tech. Last year, Miami cruised to a 33-17 win in Miami, while two seasons ago in Atlanta the Yellow Jackets best UM, 41-23.
- ▶ Miami's last win at Georgia Tech was a 27-3 victory for the Hurricanes in 2004.

A 'CANES WIN OVER THE YELLOW JACKETS WOULD...

- ▶ Improve Miami's road record to 4-2 this season.
- ▶ Move the Hurricanes' record to 5-2 in ACC play with one regular season conference games remaining.
- ▶ Give the 'Canes five conference wins for the second consecutive season.

The COACHES

▶ Randy Shannon is in his fourth season as Miami's head coach and owns an overall record of 27-20. Paul Johnson is in his third season at Georgia Tech and is 25-11 as the Yellow Jackets' head coach.

Scouting THE YELLOW JACKETS

- ▶ Georgia Tech enters Saturday's game having lost their last two games against Clemson and Georgia Tech. The game against Miami will be the Yellow Jackets first home game since Oct. 16 against Middle Tennessee.
- ▶ The Yellow Jackets lead the nation in rushing, averaging 320.6 yards per game on the ground. Seven different players have at least 100 yards rushing this season, led by Anthony Allen's team-high 817 yards. Regular starting quarterback Josh Nesbitt (647 passing yards, 737 rushing yards) will miss Saturday's game after suffering an injury last week against Virginia Tech. In his place, back-up Tevin Washington is expected to start. Other options in the Georgia Tech running game include Owrin Smith, Roddy Jones and Embry Peoples.
- ▶ Only one Yellow Jacket -- Stephen Hill -- has double-digit catches (12) while Hill and Owrin Smith are the only two with triple-digit receiving yards as Hill has 165 and Smith has 130.
- ▶ Defensively, Julian Burnett leads Georgia Tech with 56 tackles, while Steven Sylvester has 41 tackles and a team-best 10.5 tackles for loss. Jerrard Tarrant has three of the team's seven interceptions, while Dominique Reese (45 tackles) has eight pass break-ups to his credit.
- ▶ Scott Blair handles field goal (11-for-13) and kickoff duties while Sean Poole (40.9 ypp) handles most of the punting duties. In the return game, Jerrard Tarrant averages 5.9 yards in punt run backs while four Yellow Jackets split kick return duties, led by B.J. Bostic's 13 returns.

Streak CONTINUES

- ▶ The University of Miami's impressive streak of former players scoring touchdowns in the NFL continued in Week 9 when Willis McGahee scored a touchdown against the Dolphins early Sunday afternoon.
- ▶ At least one former 'Cane has now scored a touchdown every NFL week since Week 15 of the 2002 season - a span of 131 straight weeks.
- ▶ More notes on Hurricanes in the NFL can be found throughout the following pages. Updated season notes and Week 8 totals will be updated on Monday, Nov. 1.

Miami LEADS THE COUNTRY IN PASS EFFICIENCY DEFENSE

- ▶ As of this week, Miami's defense leads the country in pass efficiency defense with a mark of 92.17. The Hurricanes have allowed just five passing touchdowns all year while forcing their opponents into throwing 16 interceptions.
- ▶ The next three teams in pass efficiency defense are TCU (92.45), Ohio State (94.95) and Nebraska (95.19).

Miami ALSO RANKS THIRD NATIONALLY IN TACKLES FOR LOSS

- ▶ Miami's defense also ranks third in the country in tackles for a loss per game with a 8.22 per game average. The 'Canes recorded 14 tackles for a loss in their opener against Florida A&M, 11 at No. 2 Ohio State, nine at Pitt, eight at Clemson, six against FSU, nine at Duke, eight against UNC, five at Virginia and four last week against Maryland.
- ▶ Sean Spence and Allen Bailey are tied for the team-lead with 10.5 tackles for loss, while Olivier Vernon has 8.0 and Micanor Regis has 6.0.


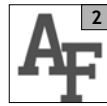




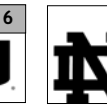




THIS WEEK IN MIAMI FOOTBALL (practice times subject to change)

NOVEMBER 2010








Monday	Tuesday	Wednesday	Thursday	Friday	Saturday	Sunday
8	9	10	11	12	13	14
DAY OFF	11:30 a.m. - 1:30 p.m. Weekly Press Conference Availability at Press Conference 2:30 - PRACTICE	10:30 a.m. - ACC Coaches Teleconference Availability at Press Conference 2:30 - PRACTICE	2:45 p.m. - PRACTICE Coach Shannon available after	WALK THRU No Media Availability Team Departs for Atlanta	Miami at Georgia Tech 12 p.m. (ACC Network)	GAME RECAP with Randy Shannon 3 p.m. Conference Call

UACADEMICS

'Canes IN THE FOOTBALL ACADEMIC PROGRESS REPORT SCORES

 1	 2	 3	 4	 5	 6	 6	 8	 9	 9	 9
RUTGERS 992	AIR FORCE 988	RICE 987	NORTHWESTERN 986	DUKE 983	MIAMI 978	NOTRE DAME 978	STANFORD 976	NIU 976	OHIO STATE 976	VANDERBILT 976

► Miami's APR score in 2010 ranked 6th nationally with a score of 978. The score was the highest among all Florida institutions and second highest in the Atlantic Coast Conference.

 1	 2	 3	 4	 5	 6	 7
MIAMI 978	UCF 972	FLORIDA 971	USF 930	FLORIDA STATE 927	FAU 919	FIU 906

'Canes ONLY ONE IN TOP 25

► The University of Miami was recognized in May as the only school in the FBS to post a multi-year APR score in the top-10 percent as well as finish 2009 ranked in both the Coaches and the AP polls.

'Canes IN THE CLASS ROOM

► Of the 16 seniors on this year's squad, five have already earned degrees, while the remaining 11 are all on course to graduate either in December of 2010 or May of 2011.

► The five players that have already earned degrees include: Matt Boshier (History), Richard Gordon (Liberal Arts), Ryan Hill (Liberal Arts), Pat Hill (Marketing and Management) and Cory Nelms (Liberal Arts).


► Overall University of Miami Athletics has an 86% Graduation Success Rate (GSR), the highest GSR ever and up from 82% in 2009. 83% in 2007 was our previous high.

► In May, Miami was recognized as being the only Bowl Championship Subdivision (BCS) team among 26 schools nationally that posted a multi-year APR score in the Top 10 percent in addition to finishing the 2009 season ranked in both the USA Today Coaches poll and Associated Press poll.

► 136 University of Miami student-athletes had a 3.0 GPA or higher following the Spring 2010 semester.



MATT BOSHER



RICHARD GORDON



RYAN HILL



PAT HILL



CORY NELMS

Shannon LEADS ALL FBS COACHES IN APR


► University of Miami head coach Randy Shannon leads all active Bowl Championship Series conference coaches with a 977 lifetime APR average, according to rankings released in May.

► Shannon's score is the third best nationally among all Football Bowl Subdivision schools, trailing only Troy Calhoun of Air Force and Ken Niumatalolo of Navy.

► The football team's 2008-09 score of 978, sixth best in the nation, will be factored into next year's coaches lifetime ratings, and will continue to boost Shannon's career mark.

► Miami was recognized in May as the only school in the FBS to post a multi-year APR score in the top-10 percent as well as finish the year ranked in both the Coaches and the AP polls.

BCS HEAD COACHES APR TOP 10



RANDY SHANNON
MIAMI



GREG SCHIANO
RUTGERS



PAT FITZGERALD
NORTHWESTERN



PAUL JOHNSON
NAVY/GT



JOE PATERNO
PENN STATE



MARK RICHT
GEORGIA



JEFF TEDFORD
CAL



URBAN MEYER
UTAH/FLORIDA



RANDY EDSALL
CONNECTICUT



BOBBY BOWDEN
FLORIDA ST.

ACC BOWL SCHEDULE

► The ACC has agreements to send eight of its member institutions to post-season bowl games in 2010 if they should qualify for postseason play. The winner of the Dr Pepper ACC Championship Game will serve as the host team of the Discover Orange Bowl, unless it is ranked No. 1 or No. 2 in the final BCS Standings and is playing in the BCS National Championship Game.

Advocare V100 Independence Bowl

ACC vs. Mountain West
Monday, Dec. 27, 5 pm (ESPN2)
Independence Stadium (49,147), Shreveport, La.

Champs Sports Bowl

ACC vs. Big East
Tuesday, Dec. 28, 6:30 pm (ESPN)
Florida Citrus Bowl (65,438), Orlando, Fla.

EagleBank Bowl

ACC vs. Conference USA
Wednesday, Dec. 29, 2:30 pm (ESPN)
RFK Stadium Field (45,000), Washington, D.C.

Franklin American Mortgage Music City Bowl

ACC vs. SEC
Thursday, Dec. 30, 6:30 pm (ESPN)
LP Field (67,000), Nashville, Tenn.

Meineke Car Care Bowl

ACC vs. Big East/Notre Dame
Friday, Dec. 31, 12 pm (ESPN)
Bank of America Stadium (73,667), Charlotte, N.C.

Hyundai Sun Bowl

ACC vs. Pac-10
Friday, Dec. 31, 2 pm (CBS)
Sun Bowl Stadium (50,426), El Paso, Tex.

Chick-fil I-A Bowl

ACC vs. SEC
Friday, Dec. 31, 7:30 pm (ESPN)
The Georgia Dome (71,147), Atlanta, Ga.

Discover Orange Bowl

ACC vs. BCS
Monday, Jan. 3, 8 pm (ESPN)
Sun Life Stadium (72,230), Miami Gardens, Fla.

Kraft Fight Hunger Bowl

Pac 10 vs. WAC (or ACC)
Sunday, Jan. 9, 9 pm (ESPN)
AT & T Park (40,184), San Francisco, Calif.

‘Canes AMONG THE NATION’S BEST IN CREATING TURNOVERS

► The University of Miami ranks seventh nationally and fourth among BCS programs in having created 24 turnovers this season.

Rank	School	Turnovers Gained
1	Hawai'i	29
2	Oregon	28
3	Boston College	26
	Toledo	26
5	Bowling Green	25
	Oklahoma State	25
7	MIAMI	24
	Ohio State	24
9	Florida	23

‘Canes IN THE NATIONAL RANKINGS

► Several Hurricanes are ranked among the nation's elite statistically after 10 weeks of college football:

Player	Statistic	Avg.	National Rank
Matt Boshier	Punting	45.41	14th
Ray-Ray Armstrong	Interceptions	.33	t-39th
Ryan Hill	Interceptions	.33	t-39th
Vaughn Telemaque	Interceptions	.33	t-39th
Leonard Hankerson	Receiving	83.00	26th
Allen Bailey	Sacks	.72	t-24th
Leonard Hankerson	Receptions	5.33	t-44th
Damien Berry	Rushing	86.25	41st

Cooper NOW THIRD IN ALL-TIME YARDAGE

► Senior running back Graig Cooper has moved into third place in school history in career all-purpose yardage. Cooper, who now has 3,678 career all-purpose yards, passed Edgerrin James (3,590) with his 39 yards at Virginia and now trails only Santana Moss (4,394) and Ottis Anderson (4,265) for most all-time in UM history.

TOP 10 ALL-PURPOSE YARDS IN UM HISTORY

Rank		Rush + Rec + Return	Yards
1	Santana Moss (97-00)	277 + 2546 + 1196	4,394
2	Ottis Anderson (75-78)	1,266 + 47 + 395	4,265
3	Graig Cooper (07-pr)	2337 + 403 + 942	3,678
4	Edgerrin James (96-98)	2960 + 595 + 35	3,590
5	Eddie Dunn (36-38)	1778 + 32 + 1666	3,476
6	Chuck Foreman (70-72)	1631 + 732 + 992	3,355
7	James Jackson (96-00)	2953 + 278	3,231
8	Tom Sullivan (69-71)	1,541 + 332 + 1132	3,005
9	Alonzo Highsmith (83-86)	1914 + 977 + 44	2,935
10	Mark Rush (79-82)	760 + 989 + 1,066	2,815

► Not only is Cooper among the all-time leaders in all-purpose yards, but he currently ranks fifth in school history with 2,337 career rushing yards.

MIAMI’S CURRENT TOP 10 CAREER RUSHING YARDAGE LEADERS

1.	Ottis Anderson	3,331
2.	Edgerrin James	2,960
3.	James Jackson	2,953
4.	Clinton Portis	2,523
5.	Graig Cooper	2,337

2010 HURRICANES RADIO NETWORK

Miami football games can be heard throughout the state of Florida on the Hurricane Sports Network, anchored by WQAM (560 AM). The games are also broadcast in Spanish on 1450 ESPN Deportes (1450 AM).

FLAGSHIP STATIONS

Miami/Fort Lauderdale	WQAM (560 AM)
Miami/Fort Lauderdale	ESPN Deportes (1450 AM)
University of Miami	WVUM (90.5 FM)

AFFILIATES

Miami/Ft. Lauderdale	WQAM (560)
Belle Glade	WBGF (900)
	WSWN (93.5 FM)
Coco Beach	WIXC (1060)
Ft. Myers	WMYR (1410)
Fort Pierce	WPSL (1590)
Jacksonville	WJXL (1010)
Jupiter	WSTU (1450)
Kissimmee	ESPN (1080)
Key West	WKWF (1600)
Marathon	WFFG (1300)
Marco Island	WCNZ (1660)
Melbourne	WIXC (1060)
Meritt Island	WIXC (1060)
Naples	WCNZ (1660)
Orlando	ESPN (1080)
Port St. Lucie	WPSL (1590)
St. Petersburg	WMGG (1040)
	WHBO ESPN (1040)
Stuart	WSTU (1450)
Tampa	WHBO ESPN (1040)
	WWBA (820)
	WMGG (1470)
Titusville	WIXC (1060)

MIAMI MEDIA POLICIES

Releases Available Via E-Mail

Media members interested in receiving Miami football releases via e-mail should send requests to Rob Dunning (rdunning@miami.edu) and Bryan Harvey (bharvey@miami.edu).

GAME DAY PRESS POLICIES

Only working press will be admitted to the Sun Life Stadium press box. Seats will be issued according to the following criteria:

1. State newspapers by circulation, wire services, national publications, newspapers from opponent's area, and student newspapers from UM and opponent's schools.
2. Other daily newspapers, with preference to those that regularly cover UM.
3. Radio and television personnel not broadcasting, but considered reporting.
4. Non-daily newspapers, with preference to those which regularly cover UM.
5. Scouts. Freelance and/or non-daily writers may be asked to produce copies of actual publications in which their work has appeared. In some cases, these materials will be required as verification of the writers' status.

Right BETWEEN THE NUMBERS

- ▶ Miami leads the Atlantic Coast Conference in total defense (303.8), pass defense (153.1 ypg) and pass defense efficiency (92.2).
- ▶ The 'Canes are averaging 28.1 points per game, 416.3 yards per game and 22.8 first downs per game.
- ▶ Damien Berry is averaging 4.9 yards per carry in eight games this season. Berry ranks third in the ACC and 41st nationally with 86.2 rushing yards per game, totaling 690 yards on 142 carries thus far. Lamar Miller is second on the team with 377 yards on 68 carries (5.5 ypc), while Mike James has 294 yards on 51 carries (5.8 ypc).
- ▶ Miami's game against Virginia this past weekend was its 903rd game all-time (567 wins, 317 losses, 19 ties)
- ▶ Miami leads the nation in pass efficiency defense (92.17) and ranks third tackles for loss (8.22 pg)
- ▶ Sean Spence leads the 'Canes with 71 tackles (35-36), while Ray-Ray Armstrong leads all UM defensive backs with 53 total tackles (28-25) and Allen Bailey leads all linemen with 35 (19-16).
- ▶ Head coach Randy Shannon's 977 lifetime Academic Progress Report average leads all head coaches in Bowl Championship Series conferences and trails only Troy Calhoun of Air Force (983) and Ken Niumatalolo of Navy (978) on the national stage.
- ▶ Orlando Franklin (35 starts) and Colin McCarthy (32 starts) have the most starting experience on the 2010 roster.
- ▶ Miami is averaging 56,952 fans at Sun Life Stadium this season. 53,674 Hurricanes fans saw the 'Canes beat Florida A&M in the season-opener on Sept. 2, a sell-out crowd of 75,115 were in attendance on Oct. 9 against FSU while 55,434 were there to see Miami beat Maryland this past weekend.
- ▶ Graig Cooper moved into third place in school history in career all-purpose yardage with his 39 yards at Virginia two weeks ago. Cooper, who now has 3,678 yards, passed Edgerrin James (3,590) and now trails only Otis Anderson (4,265) and leader Santana Moss (4,394) for the most yards in school history.
- ▶ The 'Canes have 16 interceptions through nine games after collecting just nine in 13 games last season.
- ▶ Thirty-two former 'Canes playing in the NFL last season have earned their degree from the University of Miami.
- ▶ Six Hurricanes are ranked among the Top 150 NFL prospects according to Scouts Inc.'s Todd McShay on ESPN.com. Allen Bailey, Orlando Franklin, Brandon Harris, Graig Cooper, Colin McCarthy and Leonard Hankerson are listed, while Matt Boshier and DeMarcus Van Dyke were also rated but outside of the Top 150.
- ▶ The Hurricanes' seven turnovers created at Duke on Oct. 16 were the most for Miami's defense since tallying seven against Washington on Nov. 24, 2001. The 'Canes picked off five passes against the Blue Devils, also marking the first time since that Washington game UM has hauled in five INTs in a game.
- ▶ Eleven former Hurricanes were selected to the 2010 NFL Pro Bowl earlier this year, easily the most of any school in the country. Antrel Rolle, Ray Lewis, Ed Reed, Jon Beason, Andre Johnson, Reggie Wayne, Bryant McKinnie, Vince Wilfork, Brandon Meriweather, Jonathan Vilma and Frank Gore all represented the U at the sports' all-star game.
- ▶ Miami has had 11 more first round draft picks than any other school in the country all-time. The 'Canes have had 46 first-rounders, while Ohio State is second with 35 and Florida is third with 32.

**ASSOCIATED PRESS TOP 25
Nov. 7, 2010**

No	Team	Record	Pts.
1	Oregon (49)	9-0	1484
2	Auburn (2)	10-0	1396
3	TCU (2)	10-0	1391
4	Boise State (7)	8-0	1366
5	LSU	8-1	1196
6	Wisconsin	8-1	1182
7	Stanford	8-1	1143
8	Ohio State	8-1	1087
9	Nebraska	8-1	1055
10	Michigan State	9-1	868
11	Alabama	7-2	861
12	Oklahoma State	8-1	821
13	Iowa	7-2	807
14	Arkansas	7-2	775
15	Utah	8-1	657
16	Virginia Tech	7-2	540
17	Mississippi State	7-2	501
18	Arizona	7-2	481
19	Oklahoma	7-2	436
20	Missouri	7-2	420
21	Nevada	8-1	304
22	South Carolina	6-3	170
23	Texas A&M	6-3	130
24	Florida	6-3	94
25	UCF	7-2	74

ARV: USC 51, San Diego State 42, **MIAMI 39**, Penn State 29, Baylor 23, North Carolina 20, Kansas State 18, Pittsburgh 14, Northern Illinois 9, Florida State 6, Temple 4, Navy 3, Syracuse 2, Delaware 1,

**USA TODAY COACHES' TOP 25
Nov. 7, 2010**

No	Team	Record	Pts.
1	Oregon (50)	9-0	1463
2	Auburn (4)	10-0	1389
3	TCU (2)	10-0	1340
4	Boise State (3)	8-0	1330
5	Wisconsin	8-1	1184
6	LSU	8-1	1153
7	Ohio State	8-1	1123
8	Nebraska	8-1	1067
9	Stanford	8-1	1058
10	Michigan State	9-1	876
11	Oklahoma State	8-1	832
12	Alabama	7-2	791
13	Iowa	7-2	779
14	Arkansas	7-2	696
15	Utah	8-1	659
16	Oklahoma	7-2	569
17	Virginia Tech	7-2	563
18	Mississippi State	7-2	477
19	Arizona	7-2	403
20	Missouri	7-2	395
21	Nevada	8-1	328
22	South Carolina	6-3	151
23	UCF	7-2	99
24	Florida	6-3	85
25	Texas A&M	6-3	79

ARV: MIAMI 67, San Diego State 44, KANSASST 36, Baylor 30, Penn State 28, Michigan 15, Fresno St 11, Temple 11, Northern Illinois 8, Florida State 8, North Carolina 8, North Carolina State 5, Navy 5, Pittsburgh 5, Hawaii 3, Southern Miss 2

**HARRIS INTERACTIVE POLL
Nov. 7, 2010**

No	Team	Record	Pts.
1	Oregon (93)	9-0	2820
2	Auburn (7)	10-0	2684
3	TCU (5)	10-0	2620
4	Boise State (9)	8-0	2585
5	Wisconsin	8-1	2229
6	LSU	8-1	2221
7	Ohio State	8-1	2145
8	Stanford	8-1	2134
9	Nebraska	8-1	1984
10	Michigan State	9-1	1682
11	Alabama	7-2	1627
12	Iowa	7-2	1564
13	Oklahoma State	8-1	1508
14	Arkansas	7-2	1422
15	Utah	8-1	1265
16	Oklahoma	7-2	1067
17	Virginia Tech	7-2	1033
18	Mississippi State	7-2	904
19	Arizona	7-2	817
20	Missouri	7-2	757
21	Nevada	8-1	661
22	South Carolina	6-3	284
23	Florida	6-3	228
24	Texas A&M	6-3	127
25	UCF	7-2	109

ARV (5 or more votes): Miami 96; San Diego St 64; UNC 63; Baylor 60; Penn St 46; Kansas St 43; Temple 34; Florida St 29; Michigan 29; Pittsburgh 25; NC State 19; Navy 13; Syracuse 10; Northern Illinois 9; Air Force 7; Fresno State 7; Hawaii 6; Tulsa 5;

Miami ALL-TIME AGAINST GT

► Here is list of UM's all-time highs against Georgia Tech in the 15-game history between the two schools:

Rushing Yards

- 124 - Frank Gore, 2004
- 117 - Clinton Portis, 2000
- 114 - Kenny McMillian, 1978
- 113 - Javarris James, 2006
- 107 - James Jackson, 2000

Rushing Attempts

- 30 - Vincent Opalsky, 1968
- 30 - Ottis Anderson, 1977
- 21 - James Jackson, 2000
- 20 - Kenny McMillian, 1978
- 19 - Javarris James, 2006
- 18 - Charlie Jones, 2005

Rushing Touchdowns

- 2 - Kenny McMillian, 1978
- 1 - Five times

Receiving Yards

- 91 - Greg Olsen, 2006
- 83 - LaRon Byrd, 2009
- 80 - Lance Leggett, 2004
- 78 - Phil August, 1975
- 77 - Ryan Moore, 2005

Receptions

- 6 - Sinorice Moss, 2005
- 5 - LaRon Byrd, 2009
- 5 - Greg Olsen, 2006
- 5 - Sam Shields, 2006
- 4 - Six times

Receiving Touchdowns

- 2 - Roscoe Parrish, 2004
- 1 - 18 times

Passing Yards

- 270 - Jacory Harris, 2009
- 246 - Kyle Wright, 2006
- 207 - Kyle Wright, 2005
- 200 - Brock Berlin, 2004
- 162 - Jacory Harris, 2008

Pass Attempts

- 31 - Kyle Wright, 2006
- 31 - Kyle Wright, 2005
- 25 - Jacory Harris, 2009
- 25 - David Olivio, 1968
- 21 - Kelly Conchrane, 1970

Pass Completions

- 20 - Jacory Harris, 2009
- 20 - Kyle Wright, 2006
- 14 - Kyle Wright, 2005
- 13 - Jacory Harris, 2008
- 10 - Brock Berlin, 2004
- 10 - Robert Marve, 2008

Passing Touchdowns

- 3 - Jacory Harris, 2009
- 3 - Brock Berlin, 2004
- 2 - Jacory Harris, 2008
- 2 - David Olivio, 1968
- 1 - 10 times

Team Bests

- Total Offense:** 454 - 2009
- Rushing Yards:** 334 - 1967
- Rushing Attempts:** 58 - 1968
- Passing Yards:** 283 - 2008
- Pass Attempts:** 38 - 2008
- Pass Completions:** 23 - 2008

Going BOWLING

- With Miami's win over Maryland this past weekend, the 'Canes became bowl eligible with an overall record of 6-3.
- Miami has appeared in a bowl game 24 times in the last 27 seasons.
- The Hurricanes own an all-time record of 19-16 in 35 bowl appearances, including a record of 8-4 in bowl games since beating Virginia in the 1996 Carquest Bowl.
- Last season, Miami lost a close battle with Wisconsin in the Champs Sports Bowl in Orlando.

November REIGN

- The Hurricanes have been a dominant team this month the last quarter of a century. Since Jimmy Johnson's tenure began at Miami in 1984, UM is 77-22 all-time in the month of November. In fact, from 1984 to 2002, the Hurricanes were an impressive 63-8 in the year's second-to-last month.
- The 'Canes opened their November slate this year with a 26-20 win over Maryland at home this past weekend. After Saturday's game in Atlanta, Miami will play Virginia Tech (Nov. 20) and USF (Nov. 27) at home to close out the month.
- Miami went 3-1 last November, with wins over Virginia, Duke and USF and a road loss at UNC.

Career STATS OF CURRENT HURRICANES VS. GEORGIA TECH

Rushing	Att.	Yards	TD	Long	Avg
Graig Cooper	39	203	0	31	5.2
Jacory Harris	4	35	0	21	8.8
Travis Benjamin	1	13	0	13	13.0
Lee Chambers	2	12	0	8	6.0

Passing	Att.-Comp-Int	Yards	TD	Long	Sack
Jacory Harris	43-33-1	432	5	40	0

Receiving	No.	Yards	TD	Long
LaRon Byrd	6	105	1	40
Graig Cooper	6	48	0	13
Travis Benjamin	3	29	0	20
Leonard Hankerson	2	48	1	35
Richard Gordon	1	15	0	15
Patrick Hill	1	14	0	14
Davon Johnson	1	4	0	4

Top Defenders	Tackles	FF	FR	INT	Sacks
Marcus Robinson	7	0	0	0	1
Sean Spence	7	0	0	0	1
JoJo Nicolas	7	0	0	0	0
Olivier Vernon	4	0	0	0	0.5
Brandon Harris	4	0	0	0	0
Colin McCarthy	4	0	0	0	0
Micanor Regis	3	0	0	0	0.5

Miami VERSUS THE STATE OF GEORGIA

- Miami is 22-20-1 all-time versus the state of Georgia.
- UM's last six games versus the state have all come against Georgia Tech, with the Yellow Jackets holding a 4-2 edge since 2004.

Miami's last 10 games against teams from Georgia:

Sept. 17, 2009	Miami 33, Georgia Tech 17	Miami Gardens, Fla.
Nov. 20, 2008	Georgia Tech 41, Miami 23	Atlanta, Ga.
Oct. 13, 2007	Georgia Tech 17, Miami 14	Miami, Fla.
Oct. 28, 2006	Georgia Tech 30, Miami 23	Atlanta, Ga.
Nov. 19, 2005	Georgia Tech 14, Miami 10	Miami Fla.
Oct. 2, 2004	Miami 27, Georgia Tech 3	Atlanta, Ga.
Jan. 1, 2000	Miami 28, Georgia Tech 13	Jacksonville, Fla.
Sept. 3, 1994	Miami 56, Georgia Southern 0	Miami, Fla.
Oct. 2, 1993	Miami 30, Georgia Southern 7	Miami, Fla.
Oct. 14, 1978	Georgia Tech 24, Miami 19	Atlanta, Ga.
Sept. 17, 1977	Georgia Tech 10, Miami 6	Atlanta, Ga.

Quick STRIKE 'CANES

- ▶ The Hurricanes have proven to be one of the nation's most efficient teams when it comes to quick-strike scoring on offense. Already this year, Miami has 15 scores of two minutes or less through eight games.
- ▶ Miami posted 20 scoring drives under two minutes in 2009, which was among the best in the nation.

Plays-Yds TOP	Result	Opponent
7-63	1:40 Hankerson 19-yd TD catch	FAMU
6-64	1:17 Hankerson 40-yd TD catch	FAMU
6-55	1:51 James 1-yd TD run	FAMU
7-19	1:58 Boshier 51-yard FG	OSU
7-60	1:37 Ford 9-yard TD catch	OSU
4-51	1:02 Hankerson 19-yard TD catch	PITT
4-43	1:26 Benjamin 10-yard TD catch	PITT
3-70	1:00 Hankerson 65-yard TD catch	CLEM
1-18	0:06 James 18-yard TD catch	CLEM
2-29	0:14 Hankerson 7-yard TD catch	CLEM
6-69	1:54 Berry 26-yard TD run	FSU
7-55	1:56 Hankerson 14-yard TD catch	DUKE
3-46	1:10 Harris 13-yard TD run	DUKE
4-65	1:22 Hankerson 29-yard TD catch	UVA
1-60	0:15 Benjamin 60-yard TD catch	UVA

'Canes OWN RARE DISTINCTION

- ▶ Miami is one of just 10 schools from a BCS conference that ranks in the nation's Top 40 in both total offense and total defense.
- ▶ The 'Canes rank 14th in total defense (416.33) and 37th in total offense (416.33) this season under second-year coordinators Mark Whipple (offense) and John Lovett (defense).
- ▶ Miami is joined by Ohio State, Alabama, Arizona, Nebraska, Arkansas, Michigan State, Oregon, Stanford and Kentucky as the 10 teams nationally from a BCS conference that boast similar success on both sides of the ball.

GSR SCORES SHOW CONTINUED SUCCESS OF MIAMI ATHLETICS

- ▶ In what is becoming an annual upward trend, student-athletes at the University of Miami continue to excel in the classroom at a record pace. The NCAA announced the Graduation Success Rates (GSR) for all member institutions last week and Miami established a new athletics department-wide record with a GSR of 86 percent.
- ▶ Last year, the athletics department-wide GSR was 82 percent and the previous high was set at 83 percent in 2007. The Athletics Department has exceeded the NCAA average for GSR in each of the last six years.

Miami Compared to the NCAA

	2005	2006	2007	2008	2009	2010
MIAMI	77%	78%	83%	81%	82%	86%
NCAA	76%	77%	77%	78%	79%	79%

Notes FROM THE MARYLAND GAME

- ▶ True freshman Stephen Morris made his first career start at quarterback, finishing with a career-high 286 passing yards with 18 completions on 30 attempts.
- ▶ With a season-high 504 yards of total offense (295 in the first half), Miami has surpassed 400 yards of total offense for the fifth-straight game and for the sixth time this season. This is the most offensive yards for the Hurricanes since Nov. 7, 2009, when Miami had 515 yards versus Virginia.
- ▶ In his first career start, Lamar Miller has rushed for a career-high 125 yards on 22 carries – the most rushing yards by a Hurricane back this season. The last time a freshman rushed for as many yards was on Sept. 30, 2006, when Javarris James ran for 148 yards against Houston to set a freshman record.
- ▶ He is the second Hurricane back to achieve it this season, alongside Damien Berry. He is the first freshman to record a 100-yard rushing game since Graig Cooper racked up 101 yards versus Duke on Sept. 29, 2007.
- ▶ Travis Benjamin registered a 127 receiving yards (just one shy of his career high) on five catches for his first 100-yard game of the season and second of his career. His first 100-yard receiving game was at Florida State on Sept. 7, 2009 when he had 128 receiving yards.
- ▶ Graig Cooper tallied a season-high 40 yards on a season-high 10 carries.
- ▶ Miami's defense held Maryland to 254 offensive yards with 96 on the ground and 158 through the air – all under the Terps' season averages.
- ▶ Allen Bailey sacked O'Brien for a loss of three yards in the third quarter and now has a team-leading 6.5 sacks this season. Olivier Vernon sacked O'Brien for a loss of seven yards in the third quarter and now has 5.0 sacks this season – second-best on the squad.
- ▶ With four catches today for 66 yards, Leonard Hankerson extended his consecutive games with a catch streak to 22. Hankerson also improved on his ACC-leading touchdown total in the fourth quarter when he recorded his 10th TD of the season with a 35-yard game-winning touchdown reception.

Defensive DOMINANCE

- ▶ The University of Miami has always taken pride in its defense. From years of Randy Shannon as the defensive coordinator to now John Lovett, the 'Canes have spent most of the decade ranked among the nation's elite defensively.

Miami Defenses From 2001-2010

Year	Total	Rank	Scoring	Rank	Rushing	Rank	Passing	Rank
2010	303.78	14th	19.11	21st	150.67	61st	153.11	5th
2009	329.62	29th	22.15	37th	122.31	32nd	207.31	43rd
2008	317.5	28th	24.15	56th	151.85	75th	165.62	7th
2007	345.9	33rd	26.0	52nd	133.8	40th	212.2	35th
2006	255.5	7th	15.5	13th	67.9	4th	187.9	40th
2005	270.1	4th	14.3	4th	117.9	23rd	152.2	1st
2004	328.1	28th	17.0	13th	155.0	67th	173.1	9th
2003	257.5	2nd	15.1	4th	114.0	21st	143.5	1st
2002	285.0	7th	19.1	22nd	165.3	72nd	119.7	1st
2001	270.9	6th	9.4	1st	132.7	40th	138.2	2nd

2010 CAPTAINS

► For the first time under head coach Randy Shannon, more than three players have been selected as team captains. The 2010 captains for Miami are Jacory Harris, Matt Boshier, Colin McCarthy, Pat Hill, Leonard Hankerson and Allen Bailey.



ALLEN BAILEY



MATT BOSHER




LEONARD HANKERSON



JACORY HARRIS



PAT HILL



COLIN MCCARTHY

Hankerson AMONG THE BEST ALL-TIME

- Senior wide receiver Leonard Hankerson had one of the best seasons in recent memory for a pass catcher at the U in 2009. He is having an even more impressive season here in 2010, ranking among the nation's elite in receiving.
- His 801 receiving yards last year were the 10th most in school history and the most since Andre Johnson recorded 1,092 yards in 2002.
- Hankerson has now caught a pass in 22 straight games and leads the 'Canes in catches (48), yards (747) and touchdowns (10) through nine games this season.
- Only two Hurricanes have ever recorded back-to-back 800-yard receiving seasons - Michael Irvin and Andre Johnson. After 801 yards in 2009 and 743 through nine games this year, it appears Hankerson is 57 yards away from becoming the third.
- Hankerson had his first multi-TD game of his career in the 'Canes opener against FAMU, before hauling in a career-best and UM record-tying three against Clemson on Oct. 2.
- Hankerson is one of just five 'Canes all-time to record double-digit receiving touchdowns in a season, joining Lamar Thomas, Michael Irvin, Reggie Wayne and Andre Johnson. One more touchdown for Hankerson and he ties Irvin's 1986 mark of 11 for the record.
- Hankerson has 19 receiving touchdowns in his career, tying him with Santana Moss for fifth all-time.
- He has scored at least one touchdown in seven of UM's nine games.
- Hankerson is the only ACC player and one of just nine players nationally with 10 or more receiving touchdowns.

TOP 10 SINGLE SEASON RECEIVING TOTALS IN UM HISTORY

Rank		Receiving Yards
1	Eddie Brown (1984)	1,114
2	Andre Johnson (2002)	1,092
3	Wesley Carroll (1990)	952
4	Santana Moss (1999)	899
5	Andre Johnson (2001)	881
6	Michael Irvin (1986)	868
7	Willie Smith (1984)	852
8	Michael Irvin (1985)	840
9	Dale Dawkins (1989)	833
10	Leonard Hankerson (2009)	801

TOP 10 CAREER RECEIVING TOUCHDOWNS IN UM HISTORY

Rank		Receiving TDs
1	Michael Irvin (1985-87)	26
2	Lamar Thomas (1989-92)	23
3	Reggie Wayne (1997-2000)	20
	Andre Johnson (2000-02)	20
5	Leonard Hankerson (2007-pr.)	19
	Santana Moss (1997-2000)	19
7	Brian Blades (1984-87)	15
8	Eddie Brown (1983-84)	14
9	James Cox (1965-67)	12
	Bubba Franks (1997-99)	12

HANKERSON'S 2010 GAME-BY-GAME STATS

Game		Rec	Yards	TD
1	FLORIDA A&M	6	115	2
2	at No. 2 Ohio State	7	90	0
3	at Pittsburgh	3	36	1
4	at Clemson	7	147	3
5	No. 23 FLORIDA STATE	5	72	0
6	at Duke	6	80	1
7	NORTH CAROLINA	4	51	1
8	at Virginia	6	90	1
9	MARYLAND	4	66	1
TOTALS		48	747	10

Brandon HARRIS IS A THORPE SEMIFINALIST

- University of Miami junior cornerback Brandon Harris has been named as one of 10 semifinalists for the Jim Thorpe Award. Harris is the only student-athlete from the Atlantic Coast Conference to be named a semifinalist for the award, which is given annually to the nation's best collegiate defensive back.
- This marks the second straight year Harris was named a semifinalist for the Thorpe Award. Other Hurricanes to be named semifinalists for the award include Kenny Phillips (2007), Brandon Meriweather (2005), Antrel Rolle (2004), Sean Taylor (2003), Ed Reed (2001), C.J. Richardson (1994), Ryan McNeil (1992) and Bennie Blades (1987). Taylor was named a semifinalist in 2003 and Blades won the award in 1987.

Hurricane GAMEDAY

▶ A brand new season of Hurricane Gameday kicked off in August on CSS. Hurricane Gameday has moved into a brand new studio with the longtime trio of Joe Zagacki, Don Bailey Jr. and head coach Randy Shannon.

▶ The show has undergone an overhaul, including a brand new set and graphics package... but the biggest change is the Unlimited Access fans will get to the Miami program. Throughout the 2010 season, Hurricane Gameday will run regular "Unlimited Access" features that will take fans behind the scenes with their favorite football team.

▶ In the season-opening show, fans heard Coach Shannon mic'd up at a scrimmage for the very first time. The exclusive access shows Shannon working with his beloved special teams units during the first scrimmage of training camp. We also sent the cameras with the team on a trip to the movies during one of the lighter moments in camp. Throughout the season, Hurricane Gameday will also bring fans exclusive footage in the weight room with Coach Andreu Swasey, in the locker room on gameday and much, much more.

▶ The CSS network covers 6.4 million homes in the Southeast, including Florida markets Miami, Ft. Lauderdale, West Palm Beach, Jacksonville, Sarasota, Tallahassee, Panama City and Lake County. CSS will air Hurricane Gameday on Thursdays and Saturdays throughout the season.

▶ Upcoming show airings are below.

Schedule

Show 10 - Georgia Tech Preview

Thursday, Nov. 11 at 5:30 p.m.

Saturday, Nov. 13 at 10:30 a.m.

Show 11 - Virginia Tech Preview

Thursday, Nov. 11 at 5:30 p.m.

Saturday, Nov. 13 at 10:30 a.m.

First TIMES

▶ Three rookie Hurricanes in the NFL had memorable games this past weekend with Javarris James running for his first two career touchdowns, Jimmy Graham catching his first touchdown and Sam Shields recording his first career interception.

Bailey LISTED AS ELITE NFL PROSPECT

▶ Draft guru Mel Kiper Jr. released his latest Big Board on ESPN.com last month and University of Miami senior defensive lineman Allen Bailey was listed as the No. 11 overall prospect for the 2011 NFL Draft.

▶ Bailey, who has 35 tackles, 10.5 tackles for a loss and 6.5 sacks this year, is ranked sixth among all defensive players on the board.

▶ In addition to Kiper's belief that Bailey should be a first round selection, he also recognizes linebacker Colin McCarthy and kicker/punter Matt Bosher as top senior prospects at their respective positions.

Young 'CANES

▶ 23 student-athletes made their first appearances as Hurricanes this season:

LB	Kelvin Cain (Fr.)
RB	Eduardo Clements (Fr.)
TE	Asante Cleveland (Fr.)
LB	Tyrone Cornileus (Fr.)
DL	Dyron Dye (R-Fr.)
TE	Chase Ford (Jr. - JUCO Transfer)
LB	James Gaines (Fr.)
DB	Nathan Gholston (Soph.)
LB	Shayon Green (R-Fr.)
RB	Maurice Hagens (Fr.)
OL	Seantrel Henderson (Fr.)
WR	Allen Hurns (Fr.)
OL	Jermaine Johnson (R-Fr.)
RB	Storm Johnson (Fr.)
OL	Brandon Linder (Fr.)
RB	Lamar Miller (R-Fr.)
QB	Stephen Morris (Fr.)
DL	Luther Robinson (R-Fr.)
DB	Kacy Rodgers (Fr.)
TE	Billy Sanders (R-Fr.)
OL	Jared Wheeler (R-Fr.)
QB	Spencer Whipple (Jr.)
OL	Cory White (R-Fr.)

▶ Three players made their first career starts against FAMU in the season opener: Brandon McGee, Ben Jones and Tyler Horn. Offensive lineman Seantrel Henderson made his first career start at Clemson, linebacker Kelvin Cain made his first start at Duke and quarterback Stephen Morris saw his first game action at Virginia on Oct. 30.

Telemaque ON A ROLL

▶ After not recording an interception in the first 19 games of his career, sophomore safety Vaughn Telemaque has recorded three in UM's last five games. Against FSU, Telemaque recorded his first career pick in the second half against the Seminoles. He followed that up this three weeks ago against Duke, recording two more in the victory.

▶ Telemaque has tallied five turnovers in UM's last six games.

More THAN A COINCIDENCE

▶ Junior defensive tackle Micanor Regis recorded his third career interception on Oct. 16 at Duke, returning it 22 yards for a touchdown in Miami's 28-13 win in Durham.

▶ Regis, who also recorded a sack and a career-high nine tackles against the Blue Devils, now has three career interceptions after recording two as a sophomore in 2009.

Pass CATCHER U

- ▶ As of Nov. 8, eight former 'Canes rank in the Top 100 in receiving yards this season in the NFL.
- ▶ Miami has three former players currently ranked in the Top 10 in the NFL in receiving yards.
- ▶ Reggie Wayne ranks third in the league with 724 yards, Andre Johnson is eighth (635) and Santana Moss is 10th (604).

NFL Rank	Rec	Yards	Avg.	TD
3 Reggie Wayne	60	724	12.1	3
8 Andre Johnson	43	635	14.8	3
10 Santana Moss	48	604	12.6	2
43 Roscoe Parrish	33	400	12.1	2
63 Frank Gore	38	348	9.2	2
67 Kellen Winslow	33	337	10.2	0
75 Jeremy Shockey	31	314	10.1	3
96 Greg Olsen	21	251	12.0	3

Comparison: MIAMI AND GEORGIA TECH

▶ Here is a quick look at the match-ups you will see when the 'Canes and Terps square off on Saturday at Bobby Dodd Stadium.

MIAMI			GEORGIA TECH		
Offense	Avg	NCAA Rank	Defense	Avg	NCAA Rank
Total	416.33	37	Total	352.11	50
Rushing	175.67	37	Rushing	166.22	82
Passing	240.67	46	Passing	185.89	21
Defense	Avg	NCAA Rank	Offense	Avg	NCAA Rank
Total	303.78	14	Total	404.78	47
Rushing	150.67	61	Rushing	320.56	1
Passing	153.11	5	Passing	84.22	119
Net Punting Avg	NCAA Rank	PR	Avg	NCAA Rank	
Average	38.51	27	Average	6.18	91
PR	Avg	NCAA Rank	Net Punting Avg	NCAA Rank	
Average	5.52	99	Average	32.53	112

Elite COMPANY

- ▶ Damien Berry joined elite company in Miami's win at Duke on Oct. 16, becoming just the fifth UM player since 1975 to rush for 100 yards in three straight games. A week later against UNC, he made it four straight with 109 yards on the ground. He is the only ACC player to have run for four straight 100-yard games this season.
- ▶ Berry, who leads UM with 690 rushing yards this year, recorded 101 at Clemson, 101 against FSU, 111 at Duke and 109 against UNC in Miami during his streak.
- ▶ The only four players to accomplish the feat at Miami since 1975 are Willis McGahee, Edgerrin James and Clinton Portis.

McCARTHY'S SUCCESS CONTINUES

- ▶ Senior linebacker Colin McCarthy has picked up right where he left off last season, when he averaged 8.1 yards per carry over UM's last seven games. Now in the middle, McCarthy is second on the team with 66 tackles in eight games and ranks fourth in the ACC with an 8.4 tackle-per-game average.
- ▶ McCarthy is the most experienced Hurricane defender, having played in 45 and started 32 games in his career. Heading into the Georgia Tech game, he has a team-best 255 career tackles.

NFL U

- ▶ Miami trails only Texas for the most players on active rosters in the NFL this season (*list according to the NFL*):

COLLEGE	PLAYERS
Texas	40
Miami	38
Southern California	36
Louisiana State	35
Ohio State	34
Florida	33
Georgia	33
Tennessee	33
California	31

ACC NETWORK INFO

► All TV Stations in Florida carrying the Miami-Georgia Tech game are listed below. All Raycom Sports ACC Football telecasts will be produced and distributed in HD. Please contact your local station if you are not receiving our programming in HD.

Fort Myers-Naples	WZVN	ABC 7
Gainesville	WCJB	ABC TV 20
Jacksonville	WAWS	FOX 30
Miami-Fort Lauderdale	WBFS	My 33
Mobile-Pensacola	WFNA CW Gulf Coast	
Orlando-Daytona-Melbourne	WRBW	MyTV My 65
Panama City	WMBB	ABC News 13
Panama City	WMBB-DT	This TV
Tallahassee-Thomasville	WTLH	FOX 49
Tampa-St. Pete-Sarasota	WTOG	CW 44
West Palm Beach-Ft. Pierce	WTVX	The CW

► Free Live Online Stream

RaycomSports.com and theACC.com will be streaming all of our ACC Football telecasts live and for free. By contract, we can only make these live streams available to viewers inside of the "ACC Territory" (NC, SC, GA, FL, VA, MD (DC), MA, RI, ME, VT and NH). If you are located inside this territory, but are not being allowed access to our live stream, please contact your internet service provider (ISP) for information. Your computer's IP Address (your computer's signature on the internet) may be assigned to a different location.

► Out of Market Viewing

For viewers located outside of our local market coverage, you can access our Raycom Games via the ESPN GamePlan Pay-Per-View service and/or online at ESPN3.com. Please click here for more info on these ESPN services.

Scoring DRIVES FOR MIAMI IN 2010

► Here is a look at every scoring result for the 'Canes this season:

Play	Opp	Time
Harris to Hankerson for 19 yards (TD)	FAMU	1:40
Harris to Hankerson for 40 yards (TD)	FAMU	1:17
Harris to Berry for 32 yards (TD)	FAMU	3:20
Armstrong interception return for 22 yards (TD)	FAMU	--
M. James rush for 1 yard (TD)	FAMU	1:51
Miller rush for 5 yards (TD)	FAMU	2:29
Bosher 24-yard field goal (FG)	FAMU	5:59
Miller kick return for 88 yards (TD)	OSU	0:20
Bosher 51-yard field goal (FG)	OSU	2:04
Benjamin 79-yard punt return (TD)	OSU	--
Harris to Ford for 9 yards (TD)	OSU	1:46
Berry rush for 1 yard (TD)	PITT	3:25
Bosher 28-yard field goal (TD)	PITT	4:50
Harris to Hankerson for 19 yards (TD)	PITT	1:02
Harris to Benjamin for 10 yards (TD)	PITT	1:26
Miller 1-yard run (TD)	PITT	2:52
Harris to Hankerson for 22 yards (TD)	CLEMSON	3:06
Harris to Hankerson for 65 yards (TD)	CLEMSON	1:07
Harris to M. James for 18 yards (TD)	CLEMSON	0:10
Harris to Hankerson for 7 yards (TD)	CLEMSON	0:20
Bosher 29-yard field goal (FG)	CLEMSON	5:48
Harris rush for 3 yards (TD)	FSU	3:32
Berry rush for 26 yards (TD)	FSU	1:54
Bosher 36-yard field goal (FG)	FSU	3:02
Harris to Hankerson for 14 yards (TD)	DUKE	1:49
Harris rush for 13 yards (TD)	DUKE	0:30
Regis 22-yard interceptions return (TD)	DUKE	--
Berry rush for 1 yard (TD)	DUKE	3:42
Bosher 38-yard field goal (FG)	UNC	3:24
Bosher 34-yard field goal (FG)	UNC	3:28
Harris to Byrd for 6 yards (TD)	UNC	3:09
Harris to Benjamin for 24 yards (TD)	UNC	3:04
Harris to Hankerson for 19 yards (TD)	UNC	2:14
Berry rush for 2 yards (TD)	UNC	3:58
Morris to Hankerson for 29 yards (TD)	UVA	1:22
Morris rush for 9 yards (TD)	UVA	3:29
Morris to Benjamin for 60 yards (TD)	UVA	0:15
Miller rush for 8 yards (TD)	MD	2:34
James rush for 2 yards (TD)	MD	4:24
Bosher 33-yard field goal (FG)	MD	2:45
Bosher 31-yard field goal (FG)	MD	4:14
Morris to Hankerson for 35 yards (TD)	MD	2:29

Big PLAY TRACKER

► Here is a look at every play that resulted in a gain of 25 yards or more for the 'Canes on offense this season:

Play	Opp	Yards
J. Harris to Hankerson(TD)	FAMU	40
J. Harris to Berry (TD)	FAMU	32
Berry rush (1st down)	FAMU	25
Miller kick return (TD)	OSU	88
J. Harris to Hankerson (1st down)	OSU	25
T. Benjamin punt return (TD)	OSU	79
Berry rush over left end (1st down)	OSU	42
Miller rush up middle (1st down)	OSU	25
J. Harris to Benjamin (1st down)	PITT	39
Berry rush (1st down)	PITT	27
Berry rush (1st down)	CLEMSON	33
J. Harris to Hankerson (TD)	CLEMSON	65
J. Harris rush (1st down)	FSU	29
J. Harris to Benjamin (1st down)	FSU	31
Berry rush (1st down)	FSU	26
J. Harris to Benjamin (1st down)	DUKE	37
J. Harris to Hankerson (1st down)	DUKE	33
M. James rush (1st down)	DUKE	32
J. Harris to Cleveland (1st down)	UNC	25
Miller rush (1st down)	UNC	27
J. Harris to Benjamin (1st down)	UNC	26
Benjamin rush (1st down)	UVA	36
Morris to Hankerson (TD)	UVA	29
Morris to Benjamin (TD)	UVA	60
Morris to Benjamin (1st down)	MD	53
Morris to Benjamin (1st down)	MD	47
Morris to Hankerson (TD)	MD	35

100 YARDS ON THE GROUND

► Here is a list of the University of Miami's all-time 100-yard rushing performances:

CONSECUTIVE 100-YARD RUSHING GAMES (SINCE 1975)

Player	No.	Year
Edgerrin James	7	1998
Willis McGahee	6	2002
Clinton Portis	6	2001
Damien Berry	4	2010
Clinton Portis	4	1999
Willis McGahee	4	2002
Frank Gore	3	2003

MOST 100-YARD RUSHING GAMES (SINCE 1975)

Player	No.	Years
Edgerrin James	15	1995-98
Clinton Portis	14	1999-2001
Ottis Anderson	13	1976-78
James Jackson	11	1997-2000
Willis McGahee	10	2002
Frank Gore	8	2001, 2003-04
Tyrone Moss	7	2003-2006
Graig Cooper	6	2007-present
Stephen McGuire	6	1989-91
Damien Berry	5	2007-present
Javarris James	5	2006-2009
Danyell Ferguson	5	1995-96
Alonzo Highsmith	5	1984
James Stewart	4	1993-94
Leonard Conley	4	1987-90
Jarrett Payton	3	2003
Dyral McMillian	3	1996
Warren Williams	3	1985-87
Melvin Bratton	3	1984-87
Lamar Miller	1	2010-present
Derron Thomas	1	2005-08
Donnell Bennett	1	1993
Larry Jones	1	1993
Alex Johnson	1	1989
Albert Bentley	1	1983
Speedy Neal	1	1982
Lorenzo Roan	1	1980
Ken McMillian	1	1978
Taylor Timmons	1	1977
Chris Hobbs	1	1977

Miami OWNS NATION'S SECOND BEST MARK SINCE 1983

► The University of Miami owns the nation's second-best record going back to the 1983 season, the year Miami won its first ever national championship under coach Howard Schnellenberger. Miami (.785) trails only Nebraska (.790) in winning percentage since that year.

BEST WINNING % SINCE 1983

	Wins	Losses	Ties	Winning %
Nebraska	268	71	1	.790
Miami	263	72	0	.785
Florida State	259	73	1	.779
Florida	256	77	4	.766
Ohio State	253	80	5	.756

Miami HOPES TO DELIVER DREAMS WITH NEW ONLINE SHOP

► Dreams, Inc. (NYSE Amex: DRJ), a vertically integrated leader in the licensed sports products industry, announced that it has signed an agreement with the University of Miami Athletics to re-launch the Hurricanes on-line fan shop (URL - ShopMiamiHurricanes.com).

► The multi-year deal marks the second alliance for Dreams with top-tier college athletics, following on the recent announcement regarding the University of Texas Longhorns.

Spence OF OLD

► Junior linebacker Sean Spence is having one of the most productive seasons for a UM linebacker in recent memory this year. The Miami native and Northwestern High School graduate leads the team in total tackles (71), solo tackles (35) and tackles for loss (10.5) through nine games.

► After recording 65 tackles and 9.5 tackles for loss as a freshman in 2008, Spence was slowed by injury last year as a sophomore, recording just 36 tackles and 6.5 tackles for loss in 10 games. Through nine games this year, Spence is averaging 7.8 tackles per game - a pace that would put him just over 100 if he continues at the same rate.

Jacory RANKS AMONG THE GREATEST

► Junior quarterback Jacory Harris has climbed the whole way up to second on the University of Miami's career touchdown passes list.

► He moved into sole possession of second place all-time on Oct. 23 when he threw touchdown passes to LaRon Byrd, Travis Benjamin and Leonard Hankerson against the Tar Heels.

TOP 10 CAREER TOUCHDOWN PASSES IN UM HISTORY

Rank		TDs
1	Ken Dorsey (1999-02)	86
2	Jacory Harris (2008-pr.)	50
3t	Vinny Testaverde (1982-86)	48
	Steve Walsh (1986-88)	48
5	Gino Torretta (1989-92)	47
6	Craig Erickson (1987-90)	46
7	Ryan Clement (1994-97)	43
8	Bernie Kosar (1983-84)	40
9	Kyle Wright (2004-07)	38
10	Brock Berlin (2003-04)	34

Bailey NAMED DEFENSIVE PLAYER OF THE WEEK

► University of Miami senior defensive lineman Allen Bailey was named the National College Football Performance Awards Co-Defensive Player of the Week after his performance against UNC on Oct. 23. Bailey led the 'Canes to a 33-10 victory over North Carolina on Saturday, recording six tackles and a career-best 3.5 sack in the convincing win over the Tar Heels.

► Bailey shared the weekly award with Pittsburgh's Brandon Lindsey, who had three sacks and a forced fumble in the Panthers' win over Rutgers.

It's BEEN A WHILE

▶ Quarterback Jacory Harris entered the 2009 season snapping a streak of at least 16 years since a player from Miami-Dade County quarterbacked a University of Miami team. Hialeah High School's Ryan Collins started the last seven games of the 1993 season, but did not go into the season as the starter. Kary Baker was the last Miami-Dade County quarterback to enter the season as the starting quarterback. Baker, from Miami-Edison High School, was UM's starter in 1974 and also was Miami's first African-American quarterback.

MIAMI QUARTERBACKS SINCE 1974

2009	Jacory Harris	Miami
2008	Robert Marve	Tampa
2007	Kyle Wright	Danville, Calif.
2006	Kyle Wright	Danville, Calif.
2005	Kyle Wright	Danville, Calif.
2004	Brock Berlin	Shreveport, La.
2003	Brock Berlin	Shreveport, La.
2002	Ken Dorsey	Orinda, Calif.
2001	Ken Dorsey	Orinda, Calif.
2000	Ken Dorsey	Orinda, Calif.
1999	Ken Dorsey	Orinda, Calif.
1998	Scott Covington	Laguna Niguel, Calif.
1997	Ryan Clement	Denver, Colo.
1996	Ryan Clement	Denver, Colo.
1995	Ryan Clement	Denver, Colo.
1994	Frank Costa	Philadelphia, Pa.
1993	Frank Costa	Philadelphia, Pa.
	Ryan Collins	Pembroke Pines
1992	Gino Torretta	Pinole, Calif.
1991	Gino Torretta	Pinole, Calif.
1990	Craig Erickson	West Palm Beach
1989	Craig Erickson	West Palm Beach
1988	Steve Walsh	St. Paul, Minn.
1987	Steve Walsh	St. Paul, Minn.
1986	Vinny Testaverde	Elmont, N.Y.
1985	Vinny Testaverde	Elmont, N.Y.
1984	Bernie Kosar	Boardman, Ohio
1983	Bernie Kosar	Boardman, Ohio
1982	Mark Richt	Boca Raton
1981	Jim Kelly	East Brady, Pa.
1980	Jim Kelly	East Brady, Pa.
1979	Mike Rodrigue	Tallahassee
1978	Kenny McMillian	DeLand
1977	Kenny McMillian	DeLand
	E.J. Baker	Lakeland
1976	E.J. Baker	Lakeland
1975	E.J. Baker	Lakeland
1974	Kary Baker	Miami

Feat FIRST

- ▶ For the first time in school history, the University of Miami recorded a punt return for a touchdown and a kick return for a touchdown in the same game. On Set. 7 at Ohio State, Lamar Miller returned a kickoff 88 yards for a touchdown in the first quarter before Travis Benjamin followed Miller's return with a 79- yard punt return for a touchdown with 3:04 left in the first half.
- ▶ The last time, a Miami player returned a kickoff for a touchdown was Devin Hester at NC State on Oct. 23, 2004. Hester's return went for 100 yards. Benjamin's punt return of 79 yards tied for the 10th longest in school history. It also was his first career punt return for a touchdown and the first for Miami since Thearon Collier's 60-yard punt return last season against Virginia.
- ▶ The returns also marked the first time in OSU history that an opponent scored on a punt return and a kick return in the same game against the Buckeyes.

University OF MIAMI CELEBRATES NEW TOP RANKING

- ▶ The U.S. News and World Report released their official rankings of the top colleges and universities in the nation for 2011. Coming in at number 47 was the University of Miami, which claimed the honor of the top-ranked school in the state of Florida.
- ▶ This was the first time that UM had been named a Top 50 institution, part of a nine-year span which has seen the school jump 20 spots in the rankings.
- ▶ The Hurricanes were among seven Atlantic Coast Conference schools ranked among the Top 50 – the most Football Bowl Subdivision schools for any conference. ACC members joining Miami among the national leaders are: Duke, Virginia, Wake Forest, North Carolina, Boston College and Georgia Tech.
- ▶ Ranking criteria included peer assessment, graduation and retention rates, faculty resources, student selectivity, and giving by alumni.
- ▶ The editors of U.S. News & World Report have ranked the nation's top universities and colleges for the past 27 years. The 2011 edition of "America's Best Colleges" hit newsstands on August 31, and the rankings can be viewed on the magazine's website at www.usnews.com.

ESPN: 15 OF TOP 200 PLAYERS IN THE NFL ARE 'CANES

▶ The UM pipeline to NFL stardom is no surprise to anyone that follows the sport as it continues to grow. At the beginning of training camps, 51 UM players were working out with NFL teams. ESPN.com and Scouts Inc. put together a list of the 200 best players in the NFL and Miami had an impressive 15 representatives:

- | | |
|---|--|
| 2. Andre Johnson - Houston Texans | 111. Vernon Carey - Miami Dolphins |
| 14. Ed Reed - Baltimore Ravens | 119. Ray Lewis - Baltimore Ravens |
| 32. Reggie Wayne - Indianapolis Colts | 140. Eric Winston - Houston Texans |
| 36. Vince Wilfork - New England Patriots | 148. Jonathan Vilma - New Orleans Saints |
| 42. Jon Beason - Carolina Panthers | 162. Brandon Meriweather - New England |
| 58. Frank Gore - San Francisco 49ers | 196. Calais Campbell - Arizona Cardinals |
| 72. DJ Williams - Denver Broncos | 200. Devin Hester - Chicago Bears |
| 91. Kellen Winslow - Tampa Bay Buccaneers | |

Talent IN SOUTH FLORIDA

- ▶ The University of Miami's football roster is loaded with student-athletes from Florida and more specifically, South Florida.
- ▶ The same can be said for rosters in the NFL, where Miami ranks second to only Houston for having the most players from their city.

Cities WITH MOST NFL PLAYERS

Houston	24
Miami	22
Los Angeles	20
Detroit	15
New Orleans	15

States WITH MOST NFL PLAYERS

California	211
Texas	181
Florida	177
Ohio	85
Georgia	80

Miami TEAM LEADERS

► Here is list of Miami's statistical team leaders through three games this season:

Passing Yards	Jacory Harris	1,646
Rushing Yards	Damien Berry	690
Receiving Yards	Leonard Hankerson	747
Receptions	Leonard Hankerson	48
Punt Return Yards	Travis Benjamin	98
Kick Return Yards	Lamar Miller	167
Total Touchdowns	Leonard Hankerson	10
Scoring	Leonard Hankerson	60
All-Purpose Yards	Damien Berry	783
Solo Tackles	Sean Spence	35
Total Tackles	Sean Spence	71
Tackles for a loss	Spence, Bailey	10.5
Sacks	Allen Bailey	6.5
Interceptions	Three players	3
Pass breakups	Brandon Harris	6
Fumbles recovered	Vaughn Telemaque	2
Fumbles forced	Sean Spence	2

Hurricanes IN THE ACC IN 2010

► The following is a list of where UM ranks as a team and individually in the Atlantic Coast Conference this season:

Team	Rank	Player	Rank
Scoring Offense	7th (28.1)	Jacory Harris	
Scoring Defense	2nd (19.1)	Passing Avg.	5th (205.8)
Pass Offense	5th (240.7)	Passing Efficiency	7th (120.2)
Pass Defense	1st (153.1)	Total Offense	6th (208.8)
Rush Offense	4th (175.7)	Damien Berry	
Rush Defense	7th (150.7)	Rushing	3rd (86.2)
Total Offense	3rd (416.3)	All-Purpose	10th (97.9)
Total Defense	1st (303.8)	Leonard Hankerson	
Kickoff Coverage	11th (41.2)	Receiving Yards	1st (83.0)
Kickoff Returns	8th (19.2)	Receptions	2nd (5.33)
Punting	4th (38.5)	Scoring TDs	4th (6.7)
Punt Return Avg.	11th (5.5)	Matt Boshier	
Turnover Margin	6th (0.33)	Punting	1st (45.4)
First Downs	2nd (205)	Field Goals	t-8th (1.00)
Opponent 1st Downs	1st (139)	Field Goal Pct.	9th (75.0)
Red Zone Offense	10th (76.3)	Scoring (Kick)	9th (5.9)
Red Zone Defense	4th (73.5)	Travis Benjamin	
Sacks By	2nd (27)	Punt Return Avg.	7th (6.1)
Sacks Against	3rd (13)	Sean Spence	
Penalties	12th (75.4)	Tackles/Game	6th (7.8)
Opponent Penalties	9th (53.4)	Colin McCarthy	
Time of Possession	8th (28:58)	Tackles/Game	4th (8.4)
3rd Down Conv.	5th (40.8)	Ray-Ray Armstrong	
Opp. 3rd Down Conv.	1st (33.1)	Tackles/Game	t-25th (5.9)
4th Down Conv.	11th (40.0)	Ryan Hill	
Opp. 4th Down Conv.	t-2nd (50.0)	Passes Defended	t-9th (0.89)
Field Goals	9th (.750)	Vaughn Telemaque	
PAT Kicking	12th (.839)	Fumbles Recovered	t-5th (0.22)
Pass Efficiency	7th (117.0)	Allen Bailey	
		Sacks	t-3rd (.72)
Pass Def. Efficiency	1st (92.2)	Tackles for Loss	t-8th (1.17)
		Olivier Vernon	
		Sacks	t-7th (.56)

Coaches AT THEIR ALMA MATERS

- Miami's Randy Shannon is one of 16 head coaches working at their alma mater this season.
- Shannon matched up with Pitt's Dave Wannstedt and later this year will meet Virginia Tech's Frank Beamer.

Chris Ault	Nevada
Frank Beamer	Virginia Tech
Troy Calhoun	Air Force
Steve Fairchild	Colorado State
Pat Fitzgerald	Northwestern
Ralph Friedgen	Maryland
Mike Gundy	Oklahoma State
Doug Marrone	Syracuse
Ruffin McNeil	East Carolina
Rick Neuheisel	UCLA
Joker Phillips	Kentucky
Larry Porter	Memphis
Randy Shannon	Miami
Willie Taggart	Western Kentucky
Dave Wannstedt	Pittsburgh
Paul Wulff	Washington State

Bosher UP FOR LOWE'S SENIOR CLASS AWARD

► Senior placekicker and punter Matt Bosher has been named one of 30 NCAA football bowl subdivision student-athletes selected as a candidate for the Lowe's Senior CLASS. To be eligible for the award, a student-athlete must be classified as an NCAA Division I senior and have notable achievements in four areas of excellence - community, classroom, character and competition.

► Bosher received his Bachelor's of Arts in history in May of 2010. He also minored in sport administration and is currently pursuing a second degree. He was named to the 2006-07 ACC Academic Honor Roll and is a member of the University of Miami Athletic Director's Honor Roll awarded to student-athletes with semester GPAs of 3.2 or better). He is a two-time University of Miami Book Buster (awarded to student-athletes with semester GPA 3.0 or better).

► Bosher has been involved in numerous community service activities including the University of Miami Football 'Canes on Patrol Program that works with the Broward County Sheriff's Department to encourage Broward youth to stay in school and out of gang and street related violence. He also has served as a mentor in the Fun 4 Kidz program (paired with Miami-Dade area middle-school students) meeting once a month and talking on the phone once-a-week.

► An acronym for Celebrating Loyalty and Achievement for Staying in School, the Lowe's Senior CLASS Award focuses on the total student-athlete and encourages students to use their platform in athletics to make a positive impact as leaders in their communities.

Byrd HONORED BY UM AFRICANA PROGRAM

► University of Miami wide receiver LaRon Byrd was selected as one of three recipients of the Fannie Lou Hamer Academic Achievement Award, given to the Most Improved Students, in terms of Africana Studies Program courses at UM.

► LaRon has excellent attendance, participates in class, completes all assignments on time and has an overall positive attitude toward learning which is to be applauded, said Dr. Patti Rose, Professor, UM Africana and American Studies. As a student-athlete, he is exemplary, in the classroom setting, which is wonderful to see.

► Byrd received the award on May 17 at the First Annual Fannie Lou Hamer, Africana Studies Program Achievement Awards at the Wesley Gallery on the campus of the University of Miami.

'Canes PREDICTED SECOND IN COASTAL

► Miami was voted to finish second in the ACC Coastal Division by media members at the 2010 ACC Football Kickoff earlier this fall. After finishing the season 9-4 (5-3 ACC) and advancing to the Champs Sports Bowl in Orlando, the Hurricanes picked up 444 points from members of the working media, while collecting 20 first place votes within the Coastal Division.

► Virginia Tech was predicted on 50 ballots to win its fourth ACC crown. Florida State finished second with 26 votes, followed by Miami (10), Georgia Tech (8), Boston College (2) and North Carolina (2). The Hokies were also tabbed to win the ACC's Coastal Division, earning 532 points and 62 first-place votes.

► Miami followed in second place (444 points, 20 first-place votes); Georgia Tech was third (408); North Carolina fourth (379); fifth was Duke (169); and Virginia (126) rounded out the six-team Coastal Division.

Offense HAS A TOP 10 SEASON

► The University of Miami's offense had one of the most productive seasons in school history in 2009.

► The 2009 offense finished first in school history in first downs gained passing (169), second in overall first downs (275) and fourth in total yards gained (5,199).

TOP 10 SINGLE SEASON FIRST DOWNS GAINED PASSING IN UM HISTORY

Rank		First downs
1	2009	169
2	1988	161
3	1984	159
4	1990	156
5t	1989	153

Jacory IN 2009

► Junior quarterback Jacory Harris had one the most productive passing seasons in recent memory in 2009.

► Here is a list of where Harris' 2009 season ranks in a single-season in UM history:

TOP 10 SINGLE SEASON PASSING YARDS IN UM HISTORY

Rank		Yards
1	Bernie Kosar (1984)	3,642
2	Ken Dorsey (2002)	3,369
3	Craig Erickson (1990)	3,363
4	Jacory Harris (2009)	3,352
5	Vinny Testaverde (1985)	3,238
6	Steve Walsh (1988)	3,115
7	Gino Torretta (1991)	3,095
8	Gino Torretta (1992)	3,060
9	Ken Dorsey (2000)	2,737
10	Brock Berlin (2004)	2,680

TOP 10 SINGLE SEASON TOUCHDOWN PASSES IN UM HISTORY

Rank		TDs
1	Steve Walsh (1988)	29
2	Ken Dorsey (2002)	28
3	Vinny Testaverde (1986)	26
4t	Bernie Kosar (1984)	25
	Ken Dorsey (2000)	25
6	Jacory Harris (2009)	24
7	Ken Dorsey (2001)	23
8t	Craig Erickson (1990)	22
	Brock Berlin (2004)	22
10	Vinny Testaverde (1985)	21

TOP 10 SINGLE SEASON PASS ATTEMPTS IN UM HISTORY

Rank		Attempts
1	Bernie Kosar (1984)	416
2	Jacory Harris (2009)	406
3	Gino Torretta (1992)	402
4t	Craig Erickson (1990)	393
	Ken Dorsey (2002)	393
6	Steve Walsh (1988)	390
7	Gino Torretta (1991)	371
8t	Vinny Testaverde (1985)	352
	Brock Berlin (2003)	352
10	Brock Berlin (2004)	348

TOP 10 SINGLE SEASON PASS COMPLETIONS IN UM HISTORY

Rank		Completions
1	Bernie Kosar (1984)	262
2	Jacory Harris (2009)	242
3	Steve Walsh (1988)	233
4	Gino Torretta (1992)	228
5	Craig Erickson (1990)	225
6	Ken Dorsey (2002)	222
7	Vinny Testaverde (1985)	216
8	Brock Berlin (2003)	211
9	Gino Torretta (1991)	205
10	Bernie Kosar (1983)	201

Hurricanes ON PRESEASON LISTS

▶ Several Hurricanes have been getting some preseason accolades. Here is a look at who on the UM roster has been named to a national preseason watch list:

JACORY HARRIS

Manning Quarterback Award Watch List
 Davey O'Brien Award Watch List

MATT BOSHER

Groza Award Watch List
 Preseason All-ACC Selection
 Lowes Senior CLASS Award Candidate

BRANDON HARRIS

Nagurski Trophy Watch List
 Preseason All-ACC Selection
 Thorpe Award Watch List

LEONARD HANKERSON

Biletnikoff Award Watch List

GRAIG COOPER

Paul Hornung Award Watch List

ALLEN BAILEY

Rotary Lombardi Award Watch List
 Nagurski Trophy Watch List

ORLANDO FRANKLIN

Outland Trophy Watch List

MARCUS FORSTON

Outland Trophy Watch List

COLIN MCCARTHY

Butkus Award Watch List

SEAN SPENCE

Butkus Award Watch List

Miami's SHANNON SIGNS NEW FOUR-YEAR CONTRACT

▶ University of Miami Director of Athletics Kirby Hocutt announced on May 12 that head football coach Randy Shannon has signed a new four-year contract.

"There's no other place I'd rather be than coaching Hurricanes football. I'm excited about the momentum we continue to build and our strong recruiting classes," said Coach Shannon. "We have dedicated student athletes and experienced and committed coaching staff, a strong athletic program and the University leadership's support -- all important components consistent with long term success."

▶ Shannon, 44, took over the Hurricanes' program in 2007 and has led Miami to two bowl game appearances in three seasons. After going 5-7 in his first season as a head coach, Shannon led the Hurricanes to a 7-6 record in 2008 with an appearance in the Emerald Bowl. In 2009, the Hurricanes had a breakout season winning three games against Top 25 opponents to start the season enroute to a 9-4 campaign and a third place finish in the Atlantic Coast Conference. Miami ended the season with an appearance in the Champs Sports Bowl.

"We are very proud of the positive steps our football program has taken under the leadership of Coach Shannon," said UM Director of Athletics Kirby Hocutt. "With a commitment to excellence in the classroom, in the community, and in competition, we are well on our way, once again, to the top of the college football world."

▶ Shannon has also had a tremendous impact on the football program off the field. The program was among those honored by the National Collegiate Athletic Association (NCAA) for its latest Academic Progress Report score (APR) released yesterday. It was recognized as having posted a multi-year APR score in the top 10 percent. Miami was the only Bowl Championship Subdivision (BCS) team among the 26 schools recognized that finished ranked in the final USA Today Coaches Poll and Associated Press poll after the 2009 season. UM and Duke were the only two Atlantic Coast Conference football programs recognized.

Spring GAME RECAP

▶ Travis Benjamin hauled in six catches for 171 yards and a touchdown and quarterbacks Stephen Morris and Spencer Whipple combined for 321 passing yards and three TDs as the Hurricanes defeated Miami, 58-53, in the University of Miami football team's annual spring game Saturday at Traz Powell Stadium in front of an estimated crowd of 10,000.

▶ Team Hurricanes were comprised of the second and third team offenses and the first team, defense while Team Miami was comprised of the first team offense and second and third team defenses. The offenses earned six points for a touchdown, three points for a field goal, one point for an extra point, one point for crossing the 50-yard line and one point for every first down. The defenses earned one point for a three-and-out, two points for an interception, two points for a fumble recovery and six points for a touchdown.

▶ Morris completed 12-of-21 passes for 209 yards, two TDs and one INT. Whipple went 7-of-16 for 112 yards and one touchdown. A.J. Highsmith quarterbacked UM and went 11-of-20 for 131 yards with three TDs and two interceptions.

▶ Kendal Thompkins caught a game-high eight passes for 84 yards and one touchdown for the Hurricanes. Leonard Hankerson had three receptions for 61 yards and two touchdowns.

▶ Linebacker Sean Spence led the Hurricanes with eight tackles. Vaughn Telemaque added six tackles for the Hurricanes. Brandon McGee had seven tackles and two pass breakups for Miami while safety Ray Ray Armstrong intercepted two passes.

Gino TORRETTA ENSHRINED IN COLLEGE FOOTBALL HOF

▶ Former University of Miami quarterback Gino Torretta was enshrined into the National Football Foundation (NFF) College Football Hall of Fame in South Bend, Ind. on July 17. Torretta is the sixth Hurricane to be selected for induction, as he joined former student-athletes Bennie Blades, (2006), Don Bosseler (1990) and Ted Hendricks (1987) along with coaches Andy Gustafson (1985) and Jack Harding (1980) in the Hall.

▶ Torretta, along with the 23 other inductees in this year's class, took part in two full days of activities in conjunction with the enshrinement, which was held Saturday night at the Century Center Convention Center.

▶ A key factor in many of Miami's national championship-contending teams, Torretta became one of the most decorated players in college football history, claiming unanimous First Team All-America honors, the Heisman Trophy, Davey O'Brien, Johnny Unitas Golden Arm, Maxwell and Walter Camp awards in 1992.

Miami-NOTRE DAME FOOTBALL SERIES SET

▶ The University of Miami and the University of Notre Dame have officially come to an agreement on the dates and sites of a future three-game football series between the schools.

▶ The series will open with a neutral site game at Soldier Field in Chicago on Saturday, Oct. 6, 2012. Game two of the series is scheduled for four years later, with the Hurricanes traveling to South Bend, Ind. to face the Fighting Irish on Saturday, Oct. 8, 2016 at Notre Dame Stadium. The final game of the contract will be played at Sun Life Stadium in Miami Gardens, Fla. on Saturday, Nov. 25, 2017.

▶ The last time the two teams met in Miami, the Hurricanes cruised to a 27-10 win over Notre Dame at the Orange Bowl in 1989. Three of Miami's wins over Notre Dame came during the regular season of the Hurricanes' 1983, 1987 and 1989 national championship years. Notre Dame leads the all-time series between the two schools, 15-7-1.

▶ Miami and Notre Dame recently made national headlines when it was announced the two programs would share the American Football Coaches Association's 2009 Academic Achievement Award, as both schools recorded a 100 percent graduation rate for members of its freshman football student-athlete class of 2002.

'Canes AND THE LEAGUE

► More than 275 former Hurricanes have gone on to play in the NFL.
 ► 33 Hurricanes have been a part of a Super Bowl winning team and a total of 67 former Canes have played in a Super Bowl.
 ► Three Hurricanes - Jonathan Vilma, Jeremy Shockey and Glenn Sharpe -- were members of the Super Bowl XLIV Champion New Orleans Saints this past season.
 ► 41 former Hurricanes are currently with NFL teams as of Oct. 8, 2010.

ARIZONA CARDINALS

Calais Campbell DL

ATLANTA FALCONS

Spencer Adkins LB

BUFFALO BILLS

Roscoe Parrish WR

BALTIMORE RAVENS

Tavares Gooden LB
 Ray Lewis LB
 Willis McGahee RB
 Ed Reed S

CAROLINA PANTHERS

Jon Beason LB

CHICAGO BEARS

Devin Hester WR/PR
 Greg Olsen TE

DALLAS COWBOYS

Leon Williams LB

DENVER BRONCOS

D.J. Williams LB

DETROIT LIONS

Jason Fox OT

GREEN BAY PACKERS

Sam Shields CB

HOUSTON TEXANS

Rashad Butler OL
 Andre Johnson WR
 Chris Myers OL
 Darryl Sharpton LB
 Eric Winston OL

INDIANAPOLIS COLTS

Reggie Wayne WR
 Javaris James RB

MIAMI DOLPHINS

Vernon Carey OL

MINNESOTA VIKINGS

Bryant McKinnie OL

NEW ENGLAND PATRIOTS

Brandon Meriweather S
 Vince Wilfork DL

NEW ORLEANS SAINTS

Jimmy Graham TE
 Jeremy Shockey TE
 Jonathan Vilma LB

NEW YORK GIANTS

Bruce Johnson DB
 Sinorice Moss (IR) WR
 Kenny Phillips S
 Antrel Rolle DB

PHILADELPHIA EAGLES

Antonio Dixon DL

SAN FRANCISCO 49ERS

Frank Gore RB

SEATTLE SEAHAWKS

Kelly Jennings DB

TAMPA BAY BUCCANEERS

Kellen Winslow TE

WASHINGTON REDSKINS

Phillip Buchanon CB
 Rocky McIntosh LB
 Santana Moss WR
 Clinton Portis RB

'Canes IN THE PRO BOWL

► Eleven former University of Miami football players were named to the 2010 NFL Pro Bowl, easily the highest representation for any school in the nation. The list included:

CB	Antrel Rolle	Arizona Cardinals
WR	Andre Johnson	Houston Texans
WR	Reggie Wayne	Indianapolis Colts
RB	Clinton Portis	Washington Redskins
LB	Ray Lewis	Baltimore Ravens
LB	Jon Beason	Carolina Panthers
S	Ed Reed	Baltimore Ravens
RB	Frank Gore	San Francisco 49ers
S	Brandon Meriweather	New England Patriots
DT	Vince Wilfork	New England Patriots
OT	Bryant McKinnie	Minnesota Vikings

'Canes IN THE NFL - WEEK 8

► Here are some of the top performances by 'Canes from Week 8 of the NFL season:

Jimmy Graham - New Orleans Saints TE vs. Carolina

- Scored his first career NFL TD in a three-catch, 49-yard outing at Carolina

Jonathan Vilma - New Orleans Saints LB vs. Carolina

- Had seven tackles (five solo) and a forced fumble in road win at Carolina

Brandon Meriweather - New England Patriots SS vs. Cleveland

- Tallied six tackles (four solo) in road loss to the Browns

Javaris James - Indianapolis Colts RB vs. Philadelphia

- Scored two touchdowns - the first two of his career - on four carries in losing effort

Jon Beason - Carolina Panthers LB vs. New Orleans

- Tallied a team-high tying nine tackles (seven solo) in home loss to the Saints

Greg Olsen - Chicago Bears TE vs. Buffalo

- Caught three passes for 29 yards and a touchdown in road win

Reggie Wayne - Indianapolis Colts WR vs. Philadelphia

- Caught 11 passes for 83 yards in road loss at Philadelphia

Bryant McKinnie - Minnesota Vikings LT vs. Arizona

- Blocked for Brett Favre's career-best passing performance of 446 yards in win

Roscoe Parrish - Buffalo Bills WR vs. Chicago

- Caught seven passes for 60 yards and a touchdown in loss to Chicago

Ed Reed - Baltimore Ravens FS vs. Miami

- Had four solo tackles and recorded his third interception in his second game this year

Ray Lewis - Baltimore Ravens LB vs. Miami

- TRecorded a team-best eight tackles (seven solo) in home win

Willis McGahee - Baltimore Ravens RB vs. Miami

- Tallied 66 total yards and caught a touchdown pass in win over the Dolphins

Sam Shields - Green Bay Packers CB vs. Dallas

- Recorded his first career interception and had a 49-yard kick-off return

2010 ALPHABETICAL ROSTER

No.	Name	Class	Pos.	Ht.	Wt.	Hometown/High School/College
26	Ray-Ray Armstrong	Soph.	DB	6-4	215	Sanford, Fla./Seminole HS
57	Allen Bailey	Sr.	DL	6-4	285	Sapelo, Ga./McIntosh County Academy
73	Jermaine Barton	Fr.	OL	6-7	283	Fort Lauderdale, Fla./St. Thomas Aquinas HS
3	Travis Benjamin	Jr.	WR	5-11	176	Belle Glade, Fla./Glades Central HS
20	Damien Berry	Sr.	RB	6-0	215	Belle Glade, Fla./Glades Central HS
25	Matt Boshier	Sr.	P/PK	6-0	205	Jupiter, Fla./Jupiter HS
76	Jeffrey Brown	Fr.	DL	6-3	275	Evanston, Ill./Evanston HS
45	Ramon Buchanan	Jr.	LB	6-1	220	Melbourne, Fla./Palm Bay HS
79	Malcolm Bunche	Fr.	OL	6-7	328	Newark, Del./Milford (N.Y.)/Newark HS
47	LaRon Byrd	Jr.	WR	6-4	215	Hahnville, La./Hahnville HS
94	Kelvin Cain	Fr.	LB	6-3	226	Clovis, Calif./Buchanan HS
43	John Calhoun	Jr.	FB	6-3	255	Micco, Fla./Sebastian River HS
37	Jared Campbell	Sr.	DB	6-0	205	Aurora, Colo./Overland HS
32	Lee Chambers	Jr.	DB	5-10	195	Coffeeville, Miss./Coffeeville HS
23	Eduardo Clements	Fr.	RB	5-9	190	Miami, Fla./Booker T. Washington HS
82	Asante Cleveland	Fr.	TE	6-5	245	Sacramento, Calif./Christian Brothers HS
2	Graig Cooper	Sr.	RB	6-0	205	Memphis, Tenn./Melrose/Milford Prep
39	Tyrone Cornileus	Fr.	LB	6-2	195	Stone Mountain, Ga./Stephenson HS
18	Devont'a Davis	Fr.	DB	6-1	175	Gainesville, Fla./Gainesville HS
49	Dyron Dye	R-Fr.	DL	6-5	255	Sanford, Fla./Seminole HS
70	Jonathan Feliciano	Fr.	OL	6-5	330	Davie, Fla./Western HS
61	Joel Figueroa	Sr.	OL	6-6	323	Miami, Fla./North Miami HS
9	Chase Ford	Jr.	TE	6-6	245	Corrigan, Texas/Kilgore JC/Corrigan-Camden
99	Marcus Forston	Soph.	DL	6-3	305	Miami, Fla./Northwestern HS
74	Orlando Franklin	Sr.	OL	6-7	312	Delray Beach, Fla./Atlantic HS
58	Jordan Futch	Jr.	LB	6-3	240	Hollywood, Fla./Chaminade Madonna College Prep
59	James Gaines	Fr.	LB	6-3	205	Getzville, N.Y./Canisius HS
28	Nathan Gholston	Soph.	DB	5-7	180	Westland, Mich./Plymouth HS
69	Sean Goldstein	Soph.	LB	6-0	225	Dresher, Pa./Chestnut Hill Academy
84	Richard Gordon	Sr.	TE	6-4	265	Miami, Fla./Norland/Milford Prep (N.Y.)
51	Shayon Green	R-Fr.	LB	6-3	230	Tifton, Ga./Tifton County HS
66	Harland Gunn	Jr.	OL	6-2	315	Omaha, Neb./Central HS
33	Maurice Hagens	Fr.	RB	5-11	232	Riverview, Fla./Tampa Bay Tech HS
19	Darion Hall	Fr.	RB	5-11	190	Naples, Fla./Lely HS
85	Leonard Hankerson	Sr.	WR	6-3	205	Fort Lauderdale, Fla./St. Thomas Aquinas HS
1	Brandon Harris	Jr.	DB	5-11	195	Miami, Fla./Booker T. Washington HS
12	Jacory Harris	Jr.	QB	6-4	200	Miami, Fla./Northwestern HS
77	Seantrel Henderson	Fr.	OL	6-8	355	St. Paul, Minn./Cretin-Hall Derham HS
11	Alonzo Highsmith	Soph.	QB	6-0	195	Missouri City, Texas/Hightower HS
13	Ryan Hill	Sr.	DB	6-0	205	Tallahassee, Fla./Rickards HS
30	Patrick Hill	Sr.	FB	5-9	255	Torrance, Calif./Fairfax HS (Calif.)/EI Camino
63	Tyler Horn	Jr.	OL	6-4	295	Memphis, Tenn./University HS
92	Josh Holmes	Sr.	DL	6-0	280	San Diego, Calif./Point Loma HS
34	C.J. Holton	Soph.	LB	6-1	230	Crawfordville, Fla./Wakulla HS
80	Allen Hurns	Fr.	WR	6-3	180	Miami, Fla./Carol City HS
60	Chris Ivory	Jr.	LS	6-2	228	Bellevue, Fla./Bellevue HS
5	Mike James	Soph.	RB	6-0	217	Haines City, Fla./Ridge Community HS
4	Aldarius Johnson	Jr.	WR	6-3	200	Miami, Fla./Northwestern HS
81	Davon Johnson	Soph.	WR	6-0	185	Miami, Fla./Booker T. Washington HS

No.	Name	Class	Pos.	Ht.	Wt.	Hometown/High School/College
78	Jermaine Johnson	R-Fr.	OL	6-6	330	Fort Lauderdale, Fla./Hargrave Military Academy
24	Storm Johnson	Fr.	RB	6-0	218	Loganville, Ga./Loganville HS
55	Ben Jones	Soph.	OL	6-5	300	Miami, Fla./Northwestern HS
98	Jeremy Lewis	Jr.	DL	6-4	310	West Palm Beach, Fla./Palm Beach Lakes
65	Brandon Linder	Fr.	OL	6-6	300	Southwest Ranches, Fla./St. Thomas Aquinas
44	Colin McCarthy	Sr.	LB	6-2	240	Birdsboro, Pa./Clearwater (Fla.) Central Catholic
62	Shane McDermott	Fr.	OL	6-4	280	Lake Worth, Fla./Palm Beach Central HS
21	Brandon McGee	Soph.	DB	6-0	180	Plantation, Fla./Plantation HS
6	Lamar Miller	R-Fr.	RB	5-11	210	Miami, Fla./Killian HS
17	Stephen Morris	Fr.	QB	6-2	183	Miami, Fla./Monsignor Pace HS
38	Cory Nelms	Sr.	DB	6-0	195	Neptune, N.J./Neptune HS
52	Kevin Nelson	Fr.	LB	6-0	213	Gainesville, Fla./Gainesville HS
29	JoJo Nicolas	Jr.	DB	6-1	205	Homestead, Fla./Homestead Senior HS
97	Adewale Ojomo	Jr.	DL	6-4	260	Hialeah, Fla./Hialeah HS
53	Levi Paalua	Soph.	LB	6-2	225	Laie, Hawaii/Kahuku HS
27	Keion Payne	Fr.	DB	5-10	177	Fort Lauderdale, Fla./St. Thomas Aquinas HS
96	Curtis Porter	Soph.	DL	6-1	315	Charlotte, N.C./Victory Christian HS
54	Micanor Regis	Jr.	DL	6-3	305	Pahokee, Fla./Pahokee HS
15	Jamal Reid	R-Fr.	DB	6-1	190	Mayo, Fla./Lafayette HS
36	Kylan Robinson	Sr.	LB	6-1	235	Anchorage, Alaska/Tampa Chamberlain HS
93	Luther Robinson	R-Fr.	DL	6-3	295	Fort Pierce, Fla./Westwood HS
56	Marcus Robinson	Jr.	DL	6-1	240	Homestead, Fla./Homestead HS
22	Kacy Rodgers	Fr.	DB	6-2	195	Southlake, Texas/Southlake Carroll HS
88	Billy Sanders	R-Fr.	TE	6-4	248	Phoenix, Ariz./Brophy College Prep
48	Andrew Smith	Jr.	DL	6-3	245	Coconut Creek, Fla./Monarch HS
31	Sean Spence	Jr.	LB	6-0	220	Miami, Fla./Northwestern HS
86	Tommy Streeter	Soph.	WR	6-5	210	Miami, Fla./Northwestern HS
87	Andrew Tallman	Fr.	TE	6-5	245	Carthage, N.Y./Boston College HS
7	Vaughn Telemaque	Soph.	DB	6-2	207	Long Beach, Calif./Long Beach Poly HS
83	Kendal Thompkins	Soph.	WR	5-10	182	Miami, Fla./Northwestern HS
8	DeMarcus Van Dyke	Sr.	DB	6-1	185	Miami, Fla./Pace HS
35	Olivier Vernon	Soph.	DL	6-4	250	Miami, Fla./American HS
46	Clive Walford	Fr.	TE	6-5	235	Belle Glade, Fla./Glades Central HS
72	Brandon Washington	Soph.	OL	6-4	330	Miami, Fla./Milford (N.Y.) Academy
75	Jared Wheeler	R-Fr.	OL	6-5	315	Miami, Fla./American Heritage HS
16	Spencer Whipple	Jr.	QB	6-2	210	Miami, Fla./Pine Richland (Pa.) HS/UMass
71	Cory White	R-Fr.	OL	6-6	270	Orange Park, Fla./Fleming Island HS
40	Jake Wieclaw	Soph.	K	6-2	200	New Lenox, Ill./Lincoln Way Central HS
41	Travis Williams	Fr.	LB	6-3	202	Norfolk, Va./Lake Taylor HS

Additional Walk-Ons

Ben Bruneau	Soph.	WR	6-2	210	Opa-Locka, Fla./UCLA/Monsignor Pace HS
Akil Craig	Soph.	LB	6-1	200	Tampa, Fla./Jesuit HS
Cameron Dean	Fr.	K/P	6-3	245	Gulfstream, Fla./Saint Andrew's School
Ben Hopfinger	Fr.	K	6-0	188	Plantation, Fla./St. Thomas Aquinas HS
Erik Lichter	Soph.	LB	6-0	225	Coconut Grove, Fla./Northeastern/Gulliver Prep
Eduardo Lopez	Fr.	OL	6-1	315	Miami, Fla./Southwest Miami HS
Shawn O'Dare	Soph.	WR	5-10	185	Vero Beach, Fla./Vero Beach HS
David Thompson	R-Fr.	FB	5-10	250	Miami, Fla./Coral Reef HS

PRONUNCIATION GUIDE

Matt Boshier	BOSH-er
Ben Bruneau	Broo-NO
Ramon Buchanan	ray-mon
LaRon Byrd	luh-RON
Jared Campbell	JAIR-ed
Asante Cleveland	AH-sohn-tay
Graig Cooper	GREG
Akil Craig	A-KEEL
Devont'a Davis	dah-VON-tay
Dyron Dye	DYE-ron
Jonathan Feliciano	FAH-lee-see-ah-no
Joel Figueroa	Jo-el fig-er-OH-uh

Shayon Green	SHAY-on
Davon Johnson	duh-VON
Erik Lichter	LICK-ter
JoJo Nicholas	NICK-o-less
Adewale Ojomo	ad-uh-WALL-ee o-JO-mo
Levi Paalua	PAH-ah-lu-ah
Keion Payne	KEY-ahn
Micanor Regis	muh-connor REE-gis
Kylan Robinson	KIE-lin
Vaughn Telemaque	TELL-uh-mack
Olivier Vernon	OH-liv-ee-ay
Jake Wieclaw	WHY-claw

2010 NUMERICAL ROSTER

No.	Name	Class	Pos.	Ht.	Wt.	Hometown/High School/College
1	Brandon Harris	Jr.	DB	5-11	195	Miami, Fla./Booker T. Washington HS
2	Graig Cooper	Sr.	RB	6-0	205	Memphis, Tenn./Melrose HS/Milford Prep
3	Travis Benjamin	Jr.	WR	5-11	176	Belle Glade, Fla./Glades Central HS
4	Aldarius Johnson	Jr.	WR	6-3	200	Miami, Fla./Northwestern HS
5	Mike James	Soph.	RB	6-0	217	Haines City, Fla./Ridge Community HS
6	Lamar Miller	R-Fr.	RB	5-11	210	Miami, Fla./Killian HS
7	Vaughn Telemaque	Soph.	DB	6-2	207	Long Beach, Calif./Long Beach Poly HS
8	DeMarcus Van Dyke	Sr.	DB	6-1	185	Miami, Fla./Pace HS
9	Chase Ford	Jr.	TE	6-6	245	Corrigan, Texas/Kilgore JC/Corrigan-Camden
11	Alonzo Highsmith	Soph.	QB	6-0	295	Missouri City, Texas/Hightower HS
12	Jacory Harris	Jr.	QB	6-4	200	Miami, Fla./Northwestern HS
13	Ryan Hill	Sr.	DB	6-0	205	Tallahassee, Fla./Rickards HS
15	Jamal Reid	R-Fr.	DB	6-1	190	Mayo, Fla./Lafayette HS
16	Spencer Whipple	Jr.	QB	6-2	210	Miami, Fla./Pine Richland (Pa.) HS/UMass
17	Stephen Morris	Fr.	QB	6-2	183	Miami, Fla./Monsignor Pace HS
18	Devont'a Davis	Fr.	DB	6-1	175	Gainesville, Fla./Gainesville HS
19	Darion Hall	Fr.	RB	5-11	190	Naples, Fla./Lely HS
20	Damien Berry	Sr.	RB	6-0	215	Belle Glade, Fla./Glades Central HS
21	Brandon McGee	Soph.	DB	6-0	180	Plantation, Fla./Plantation HS
22	Kacy Rodgers	Fr.	DB	6-2	195	Southlake, Texas/Southlake Carroll HS
23	Eduardo Clements	Fr.	RB	5-9	190	Miami, Fla./Booker T. Washington HS
24	Storm Johnson	Fr.	RB	6-0	218	Loganville, Ga./Loganville HS
25	Matt Boshier	Sr.	P/PK	6-0	205	Jupiter, Fla./Jupiter HS
26	Ray-Ray Armstrong	Soph.	DB	6-4	215	Sanford, Fla./Seminole HS
27	Keion Payne	Fr.	DB	5-10	177	Fort Lauderdale, Fla./St. Thomas Aquinas
28	Nathan Gholston	Soph.	DB	5-7	180	Westland, Mich./Plymouth HS
29	JoJo Nicolas	Jr.	DB	6-1	205	Homestead, Fla./Homestead Senior HS
30	Patrick Hill	Sr.	FB	5-9	255	Torrance, Calif./Fairfax HS (Calif.)El Camino C.C.
31	Sean Spence	Jr.	LB	6-0	220	Miami, Fla./Northwestern HS
32	Lee Chambers	Jr.	RB	5-10	195	Coffeeville, Miss./Coffeeville HS
33	Maurice Hagens	Fr.	RB	5-11	232	Riverview, Fla./Tampa Bay Tech HS
34	C.J. Holton	Soph.	LB	6-1	230	Crawfordville, Fla./Wakulla HS
35	Olivier Vernon	Soph.	DL	6-4	250	Miami, Fla./American HS
36	Kylan Robinson	Sr.	LB	6-1	235	Anchorage, Alaska/Tampa Chamberlain HS
37	Jared Campbell	Sr.	DB	6-0	205	Aurora, Colo./Overland HS
38	Cory Nelms	Sr.	DB	6-0	195	Neptune, N.J./Neptune HS
39	Tyrone Cornileus	Fr.	LB	6-2	195	Stone Mountain, Ga./Stephenson HS
40	Jake Wieclaw	Soph.	K	6-2	200	New Lenox, Ill./Lincoln Way Central HS
43	John Calhoun	Jr.	FB	6-3	255	Micco, Fla./Sebastian River HS
44	Colin McCarthy	Sr.	LB	6-2	240	Birdsboro, Pa./Clearwater (Fla.) Central Catholic
45	Ramon Buchanan	Jr.	LB	6-1	220	Melbourne, Fla./Palm Bay HS
46	Clive Walford	Fr.	TE	6-5	235	Belle Glade, Fla./Glades Central HS
47	LaRon Byrd	Jr.	WR	6-4	215	Hahnville, La./Hahnville HS
48	Andrew Smith	Jr.	DL	6-3	245	Coconut Creek, Fla./Monarch HS
49	Dyron Dye	R-Fr.	DL	6-5	255	Sanford, Fla./Seminole HS
51	Shayon Green	R-Fr.	LB	6-3	230	Tifton, Ga./Tifton County HS
52	Kevin Nelson	Fr.	LB	6-0	213	Gainesville, Fla./Gainesville HS
53	Levi Paalua	Soph.	LB	6-2	225	Laie, Hawaii/Kahuku HS
54	Micanor Regis	Jr.	DL	6-3	305	Pahokee, Fla./Pahokee HS
55	Ben Jones	Soph.	OL	6-5	300	Miami, Fla./Northwestern HS
56	Marcus Robinson	Jr.	DL	6-1	240	Homestead, Fla./Homestead HS

No.	Name	Class	Pos.	Ht.	Wt.	Hometown/High School/College
57	Allen Bailey	Sr.	DL	6-4	285	Sapelo, Ga./McIntosh County Academy
58	Jordan Futch	Jr.	LB	6-3	240	Hollywood, Fla./Chaminade Madonna
59	James Gaines	Fr.	LB	6-3	205	Getzville, N.Y./Canisius HS
60	Chris Ivory	Jr.	LS	6-2	228	Bellevue, Fla./Bellevue HS
61	Joel Figueroa	Sr.	OL	6-6	323	Miami, Fla./North Miami HS
62	Shane McDermott	Fr.	OL	6-4	280	Lake Worth, Fla./Palm Beach Central HS
63	Tyler Horn	Jr.	OL	6-4	295	Memphis, Tenn./University HS
65	Brandon Linder	Fr.	OL	6-6	300	Southwest Ranches, Fla./St. Thomas Aquinas
66	Harland Gunn	Jr.	OL	6-2	315	Omaha, Neb./Central HS
69	Sean Goldstein	Soph.	LB	6-0	225	Dresher, Pa./Chestnut Hill Academy
70	Jonathan Feliciano	Fr.	OL	6-5	330	Davie, Fla./Western HS
71	Cory White	R-Fr.	OL	6-6	270	Orange Park, Fla./Fleming Island HS
72	Brandon Washington	Soph.	OL	6-4	330	Miami, Fla./Milford (N.Y.) Academy
73	Jermaine Barton	Fr.	OL	6-7	283	Fort Lauderdale, Fla./St. Thomas Aquinas
74	Orlando Franklin	Sr.	OL	6-7	312	Delray Beach, Fla./Atlantic HS
75	Jared Wheeler	R-Fr.	OL	6-5	315	Miami, Fla./American Heritage HS
76	Jeffrey Brown	Fr.	DL	6-3	275	Evanston, Ill./Evanston HS
77	Seantrel Henderson	Fr.	OL	6-8	355	St. Paul, Minn./Cretin-Hall Derham HS
78	Jermaine Johnson	R-Fr.	OL	6-6	330	Fort Lauderdale, Fla./Hargrave Military
79	Malcolm Bunche	Fr.	OL	6-7	328	Newark, Del./Milford (N.Y.)/Newark HS
80	Allen Hurns	Fr.	WR	6-3	180	Miami, Fla./Carol City HS
81	Davon Johnson	Soph.	WR	6-0	185	Miami, Fla./Booker T. Washington HS
82	Asante Cleveland	Fr.	TE	6-5	245	Sacramento, Calif./Christian Brothers HS
83	Kendal Thompkins	Soph.	WR	5-10	182	Miami, Fla./Northwestern HS
84	Richard Gordon	Sr.	TE	6-4	265	Miami, Fla./Norland/Milford Prep (N.Y.)
85	Leonard Hankerson	Sr.	WR	6-3	205	Fort Lauderdale, Fla./St. Thomas Aquinas
86	Tommy Streeeter	Soph.	WR	6-5	210	Miami, Fla./Northwestern HS
87	Andrew Tallman	Fr.	TE	6-5	245	Carthage, N.Y./Boston College HS
88	Billy Sanders	R-Fr.	TE	6-4	248	Phoenix, Ariz./Brophy College Preparatory
91	Travis Williams	Fr.	LB	6-3	202	Norfolk, Va./Lake Taylor HS
92	Josh Holmes	Sr.	DL	6-0	280	San Diego, Calif./Point Loma HS
93	Luther Robinson	R-Fr.	DL	6-3	295	Fort Pierce, Fla./Westwood HS
94	Kelvin Cain	Fr.	LB	6-3	226	Clovis, Calif./Buchanan HS
95	David Perry	Fr.	DL	6-7	230	Pembroke Pines, Fla./University School
96	Curtis Porter	Soph.	DL	6-1	315	Charlotte, N.C./Victory Christian HS
97	Adewale Ojomo	Jr.	DL	6-4	260	Hialeah, Fla./Hialeah HS
98	Jeremy Lewis	Jr.	DL	6-4	310	West Palm Beach, Fla./Palm Beach Lakes
99	Marcus Forston	Soph.	DL	6-3	305	Miami, Fla./Northwestern HS

Additional Walk-Ons

Ben Bruneau	Soph.	WR	6-2	210	Opa-Locka, Fla./UCLA/Monsignor Pace HS
Akil Craig	Soph.	LB	6-1	200	Tampa, Fla./Jesuit HS
Cameron Dean	Fr.	K/P	6-3	245	Gulfstream, Fla./Saint Andrew's School
Ben Hopfinger	Fr.	K	6-0	188	Plantation, Fla./St. Thomas Aquinas HS
Erik Lichter	Soph.	LB	6-0	225	Coconut Grove, Fla./Northeastern/Gulliver Prep
Eduardo Lopez	Fr.	OL	6-1	315	Miami, Fla./Southwest Miami HS
Shawn O'Dare	Soph.	WR	5-10	185	Vero Beach, Fla./Vero Beach HS
David Thompson	R-Fr.	FB	5-10	250	Miami, Fla./Coral Reef HS

DEPTH CHART

OFFENSE

WR	3	Travis Benjamin (5-11, 176, Jr.)
	or 47	LaRon Byrd (6-4, 215, Jr.)
LT	74	Orlando Franklin (6-7, 312, Sr.)
	55	Ben Jones (6-5, 300, Soph.)
	71	Cory White (6-6, 270, R-Fr.)
LG	66	Harland Gunn (6-2, 315, Jr.)
	65	Brandon Linder (6-6, 300, Fr.)
C	63	Tyler Horn (6-4, 295, Jr.)
	65	Brandon Linder (6-6, 300, Fr.)
RG	72	Brandon Washington (6-4, 330, Soph.)
	78	Jermaine Johnson (6-6, 330, R-Fr.)
RT	77	Seanrel Henderson (6-8, 355, Fr.)
	or 78	Jermaine Johnson (6-6, 330, R-Fr.)
TE	84	Richard Gordon (6-4, 265, Sr.)
	82	Asante Cleveland (6-5, 245, Fr.)
	9	Chase Ford (6-6, 245, Jr.)
WR	85	Leonard Hankerson (6-3, 205, Sr.)
	4	Aldarius Johnson (6-3, 200, Jr.)
QB	12	Jacory Harris (6-4, 200, Jr.)
	or 17	Stephen Morris (6-2, 183, Fr.)
	16	Spencer Whipple (6-2, 210, Jr.)
HB	20	Damien Berry (6-0, 215, Sr.)
	6	Lamar Miller (5-11, 210, R-Fr.)
	5	Mike James (6-0, 217, Soph.)
FB	30	Patrick Hill (5-9, 255, Sr.)
	5	Mike James (6-0, 217, Soph.)

DEFENSE

LE	57	Allen Bailey (6-4, 285, Sr.)
	56	Marcus Robinson (6-1, 240, Jr.)
LT	54	Micanor Regis (6-3, 305, Jr.)
	93	Luther Robinson (6-3, 295, R-Fr.)
RT	99	Marcus Forston (6-3, 305, R-Soph.)
	93	Luther Robinson (6-3, 295, R-Fr.)
RE	97	Adewale Ojomo (6-4, 260, Jr.)
	35	Olivier Vernon (6-4, 250, Soph.)
	or 48	Andrew Smith (6-3, 245, Jr.)
SLB	45	Ramon Buchanan (6-1, 220, Jr.)
	36	Kylan Robinson (6-1, 235, Sr.)
MLB	44	Colin McCarthy (6-2, 240, Sr.)
	94	Kelvin Cain (6-3, 226, Fr.)
WLB	31	Sean Spence (6-0, 220, Jr.)
	58	Jordan Futch (6-3, 240, Jr.)
	or 59	James Gaines (6-3, 205, Fr.)
LCB	13	Ryan Hill (6-0, 205, Sr.)
	8	DeMarcus Van Dyke (6-1, 185, Sr.)
RCB	1	Brandon Harris (5-11, 195, Jr.)
	21	Brandon McGee (6-0, 180, Soph.)
SS	29	JoJo Nicolas (6-1, 205, R-Jr.)
	or 26	Ray-Ray Armstrong (6-4, 215, Soph.)
FS	7	Vaughn Telemaque (6-2, 207, Soph.)
	22	Kacy Rodgers (6-2, 195, Fr.)
	or 37	Jared Campbell (6-0, 205, Sr.)

SPECIAL TEAMS

PK	25	Matt Boshier (6-0, 205, Sr.)
	40	Jake Wieclaw (6-2, 198, Soph.)
KO	25	Matt Boshier (6-0, 205, Sr.)
	40	Jake Wieclaw (6-2, 198, Soph.)
P	25	Matt Boshier (6-0, 205, Sr.)
	40	Jake Wieclaw (6-2, 198, Soph.)
H	16	Spencer Whipple (6-2, 210, Jr.)
LS	60	Chris Ivory (6-2, 227, Jr.)
	88	Billy Sanders (6-4, 248, R-Fr.)

PR	3	Travis Benjamin (5-11, 176, Jr.)
	2	Graig Cooper (6-0, 205, Sr.)
	6	Lamar Miller (5-11, 210, R-Fr.)
KOR	24	Storm Johnson (6-0, 218, Fr.)
	2	Graig Cooper (6-0, 205, Sr.)
KOR	23	Eduardo Clements (5-9, 190, Fr.)
	6	Lamar Miller (5-11, 210, R-Fr.)

LAST TIME IT HAPPENED

Kickoff Return For TD	By Hurricane: Lamar Miller at Ohio State, 9/11/10, 88 yards, OSU 36-24 By Opponent: C.J. Spiller, Clemson, 10/24/09, 90 yards, Clemson 40-37 (OT)
Punt Return For TD	By Hurricane: Travis Benjamin at Ohio State, 9/11/10, 79 yards, OSU 36-24 By Opponent: Ricky Hall, Virginia Tech, 11/13/99, 64 yards, VT 43-10
Blocked Punt Return For TD	By Hurricane: Quadtrine Hill vs. North Carolina, 10/29/05, recovered in end zone, blocked by Quadtrine Hill, UM 34-16 By Opponent: Bill Schautz, Virginia, 11/07/09, 20 yard return, blocked by Trey Womack, UM 52-17
Interception Return For TD	By Hurricane: Darryl Sharpton vs. Duke, 11/21/09, 73 yards, UM 34-16 By Opponent: Alex Wujciak, Maryland, 11/7/10, 60 yards, UM 26-20
Fumble Return For TD	By Hurricane: Marcus Robinson vs. Clemson, 9/20/08, 10/24/09, 53 yards, Clemson 40-37 OT By Opponent: Chris Cook, Virginia, 11/10/07, 44 yards, VA 48-0
Safety Recorded	By Hurricanes: vs. Georgia Tech, 9/17/09, Bad snap, Chandler Anderson kicks ball out of end zone, UM 33-17 By Opponent: at Florida, 9/6/08, Matt Boshier punt blocked out of the endzone, UF 26-3
Shutout at Home	By Hurricanes: vs. Florida A&M, 9/2/10, UM 45-0 By Opponent: vs. Virginia, 11/10/07, VA 48-0
Shutout On Road	By Hurricanes: at Syracuse, 11/18/00, UM 26-0 By Opponent: at Florida State, 10/4/97, FSU 47-0
Blocked Punt	By Hurricane: Richard Gordon vs. UCF, 10/11/08, UM 20-14 By Opponent: Trey Womack, Virginia, 11/08/09, UM 52-17
Blocked Field Goal	By Hurricane: Thomas Carroll vs. Florida, 12/31/04, UM 27-10 By Opponent: Devon Torrence, Ohio State, blocked 39-yard attempt, 9/11/10, OSU 36-24
Missed Extra Point	By Hurricanes: Matt Boshier, vs. Maryland, blocked, 11/6/10, UM 26-20 By Opponent: Dustin Hopkins, FSU, 9/7/09, UM 38-34
100-Yard Rushing-Game	By Hurricane: Lamar Miller, vs. Maryland, 125 yards, 11 /6/10, UM 26-20 By Opponent: Chris Thompson, FSU, 158 yards, 10/9/10, FSU, 45-17
200-Yard Rushing-Game	By Hurricane: Willis McGahee vs. Virginia Tech, 205 yards, 39 carries, 12/7/02, UM 56-45 By Opponent: Tashard Choice, Georgia Tech, 204 yards, 37 carries, 10/13/07, GT 17-14
300-Yard Passing-Game	By Hurricane: Jacory Harris vs. Duke, 348 yards, 11/21/09, 25 of 43, UM 34-16 By Opponent: Riley Skinner, Wake Forest, 10/31/09, 349 yards, 29 of 43, UM 28-27
400-Yard Passing-Game	By Hurricane: Ken Dorsey at West Virginia, 10/26/02, 422 yards, 22 of 36, UM 40-23 By Opponent: Luke McCown, Louisiana Tech, 10/28/00, 418 yards, 42 of 72, UM 42-31
500-Yard Passing-Game	By Hurricane: None By Opponent: Cade McNown, UCLA, 12/5/98, 513 yards, 26 of 35, UM 49-45
100-199 Yard Receiving-Game	By Hurricane: Leonard Hankerson at Clemson, 147 yards, 10/2/10, UM, 30-21 By Opponent: C.J. Spiller, Clemson, 10/24/09, 104 yards, 6 receptions, Clemson 40-37 OT
200+Yard Receiving-Game	By Hurricane: Wesley Carroll vs. California, 9/15/90, 208 yards, 11 receptions, UM 52-24 By Opponent: Gerard Phelan, Boston College, 11/23/84, 226 yards, 11 receptions, BC 47-45
60-69 Yard Punt	By Hurricane: Matt Boshier at Virginia, 62 yards, 10/30/10, UVa 24-19 By Opponent: Durant Brooks, Georgia Tech, 10/28/06, 63 yards, GT 30-23
70+Yard Punt	By Hurricane: Matt Boshier at Duke, 10/18/08, 76 yards, UM 49-31 By Opponent: Ben Arndt, Georgia Tech, 11/19/05, 78 yards, GT 14-10
50+Yard Field Goal	By Hurricane: Matt Boshier at Ohio State, 9/11/10, 51 yards, OSU 36-24 By Opponent: Dustin Hopkins, Florida State, 9/7/09, 52 yards, FSU 38-34
Four Field Goals-Game	By Hurricane: Jon Peattie vs. West Virginia, 10/2/03, (22, 32, 43, 30, 23), UM 22-20 By Opponent: Casey Barth, UNC, 11/14/09 (22, 42, 32, 33), NC 33-27
Five Field Goals-Game	By Hurricane: Jon Peattie vs. West Virginia, 10/2/03, (22, 32, 43, 30, 23), UM 22-20 By Opponent: Devin Barclay, Ohio State, 9/11/10 (24, 41, 21, 24, 24), OSU 36-24
Three TDs-Game	By Hurricane: Leonard Hankerson, 10/2/10 (22 rec, 65 rec, 7 rec), UM 30-21 By Opponent: Kyle Parker, Clemson, 10/24/09 (15 pass, 56 pass, 26 pass), Clemson 40-37 OT
Three Rushing TDs-Game	By Hurricane: Tyrone Moss vs. North Carolina, 10/29/05 (1 run, 1 run, 4 run, 15 run), UM 34-16 By Opponent: Reggie Merriweather, Clemson, 11/6/04 (27, 1, 2), Clemson (24-17 (OT)
Four Rushing TDs-Game	By Hurricane: Tyrone Moss vs. North Carolina, 10/29/05 (1 run, 1 run, 4 run, 15 run), UM 34-16 By Opponent: Antone Smith, Florida State, 2008, (19, 2, 5, 20), FSU 41-39
Three Passing TDs-Game	By Hurricane: Jacory Harris vs. UNC, 10/23/10 (6 pass, 24 pass, 19 pass), UM 33-10 By Opponent: Kyle Parker, Clemson, 10/24/09 (15 pass, 56 pass, 26 pass), Clemson 40-37 OT
Five Passing TDs-Game	By Hurricane: (5) Kyle Wright at Wake Forest, 11/12/05, (64, 11, 15, 76, 10), UM 47-17 (4) Jacory Harris at Duke, 10/18/08, (9, 6, 25, 10), UM 49-31 By Opponent: (5) Cade McNown, UCLA, 12/5/98, (77, 7, 14, 61, 59), UM 49-45 and (5) Sam Bradford, Oklahoma, 9/8/07 (23, 24, 6, 30, 9), OU 51-13
Three Receiving TDs-Game	By Hurricane: Leonard Hankerson, 10/2/10 (22, 65, 7), UM 30-21 By Opponent: Malcolm Kelly, Oklahoma, 9/8/07 (23 pass, 24 pass, 30 pass), OU 51-13

2010 University of Miami Football
Miami Overall Team Statistics (as of Nov 11, 2010)
All games

Team Statistics	UM	OPP
SCORING	253	172
Points Per Game	28.1	19.1
FIRST DOWNS	205	139
Rushing	84	63
Passing	107	66
Penalty	14	10
RUSHING YARDAGE	1581	1356
Yards gained rushing	1793	1685
Yards lost rushing	212	329
Rushing Attempts	342	345
Average Per Rush	4.6	3.9
Average Per Game	175.7	150.7
TDs Rushing	12	13
PASSING YARDAGE	2166	1378
Comp-Att-Int	169-317-18	121-240-16
Average Per Pass	6.8	5.7
Average Per Catch	12.8	11.4
Average Per Game	240.7	153.1
TDs Passing	17	5
TOTAL OFFENSE	3747	2734
Total Plays	659	585
Average Per Play	5.7	4.7
Average Per Game	416.3	303.8
KICK RETURNS: #-Yards	27-518	39-845
PUNT RETURNS: #-Yards	23-127	17-163
INT RETURNS: #-Yards	16-155	18-329
KICK RETURN AVERAGE	19.2	21.7
PUNT RETURN AVERAGE	5.5	9.6
INT RETURN AVERAGE	9.7	18.3
FUMBLES-LOST	11-3	14-8
PENALTIES-Yards	83-679	57-481
Average Per Game	75.4	53.4
PUNTS-Yards	41-1862	53-2231
Average Per Punt	45.4	42.1
Net punt average	38.5	38.6
TIME OF POSSESSION/Game	28:58	31:02
3RD-DOWN Conversions	53/130	45/136
3rd-Down Pct	41%	33%
4TH-DOWN Conversions	6/15	3/6
4th-Down Pct	40%	50%
SACKS BY-Yards	27-176	12-88
MISC YARDS	0	0
TOUCHDOWNS SCORED	33	19
FIELD GOALS-ATTEMPTS	9-12	13-17
ON-SIDE KICKS	1-1	1-1
RED-ZONE SCORES	(29-38) 76%	(25-34) 74%
RED-ZONE TOUCHDOWNS	(21-38) 55%	(13-34) 38%
PAT-ATTEMPTS	(26-31) 84%	(19-19) 100%
ATTENDANCE	227807	310508
Games/Avg Per Game	4/56952	5/62102
Neutral Site Games		0/0

Score by Quarters	1st	2nd	3rd	4th	oT	Total
Miami	41	97	54	61	0	253
Opponents	23	85	34	30	0	172

2010 University of Miami Football
Miami Overall Individual Statistics (as of Nov 11, 2010)
All games

Rushing	gp	att	gain	loss	net	avg	td	lg	avg/g
Berry, D.	8	142	721	31	690	4.9	4	42	86.2
Miller, L.	7	68	387	10	377	5.5	3	27	53.9
James, M.	9	51	303	9	294	5.8	2	32	32.7
Cooper, G.	6	19	118	3	115	6.1	0	20	19.2
Benjamin, T.	9	3	55	11	44	14.7	0	36	4.9
Morris, S.	2	9	51	15	36	4.0	1	16	18.0
Clements, E.	8	8	33	1	32	4.0	0	11	4.0
Harris, J.	8	27	114	90	24	0.9	2	29	3.0
Johnson, S.	6	1	3	0	3	3.0	0	3	0.5
Armstrong, R.	9	1	0	0	0	0.0	0	0	0.0
Whipple, S.	9	1	0	0	0	0.0	0	0	0.0
Highsmith, A.	2	2	8	9	-1	-0.5	0	8	-0.5
Thompkins, K.	7	1	0	6	-6	-6.0	0	0	-0.9
TEAM	8	9	0	27	-27	-3.0	0	0	-3.4
Total	9	342	1793	212	1581	4.6	12	42	175.7
Opponents	9	345	1685	329	1356	3.9	13	90	150.7

Passing	gp	effic	comp-att-int	pct	yds	td	lg	avg/g
Harris, J.	8	120.19	132-245-11	53.9	1646	14	65	205.8
Morris, S.	2	127.95	27-52-4	51.9	448	3	60	224.0
Whipple, S.	9	54.47	6-12-2	50.0	54	0	12	6.0
Highsmith, A.	2	50.17	4-7-1	57.1	18	0	11	9.0
Cooper, G.	6	0.00	0-1-0	0.0	0	0	0	0.0
Total	9	117.05	169-317-18	53.3	2166	17	65	240.7
Opponents	9	92.19	121-240-16	50.4	1378	5	62	153.1

Receiving	gp	no.	yds	avg	td	lg	avg/g
Hankerson, L.	9	48	747	15.6	10	65	83.0
Byrd, L.	9	32	355	11.1	1	40	39.4
Benjamin, T.	9	31	563	18.2	3	60	62.6
Johnson, A.	9	12	126	10.5	0	17	14.0
Berry, D.	8	9	93	10.3	1	32	11.6
Miller, L.	7	8	69	8.6	0	17	9.9
James, M.	9	7	35	5.0	1	18	3.9
Gordon, R.	9	5	26	5.2	0	11	2.9
Cleveland, A.	6	4	54	13.5	0	25	9.0
Ford, C.	7	4	45	11.2	1	22	6.4
Cooper, G.	6	4	29	7.2	0	11	4.8
Hill, P.	9	2	10	5.0	0	5	1.1
Clements, E.	8	1	9	9.0	0	9	1.1
Thompkins, K.	7	1	5	5.0	0	8	0.7
White, C.	1	1	0	0.0	0	0	0.0
Total	9	169	2166	12.8	17	65	240.7
Opponents	9	121	1378	11.4	5	62	153.1

Punt Returns	no.	yds	avg	td	lg
Benjamin, T.	16	98	6.1	1	79
Cooper, G.	4	13	3.2	0	5
Miller, L.	3	16	5.3	0	15
Total	23	127	5.5	1	79
Opponents	17	163	9.6	0	29

Interceptions	no.	yds	avg	td	lg
Telemaque, V.	3	0	0.0	0	0
Hill, R.	3	2	0.7	0	2
Armstrong, R.	3	41	13.7	1	22
Van Dyke, D.	2	74	37.0	0	74
Forston, M.	1	0	0.0	0	0
Regis, M.	1	22	22.0	1	22
Harris, B.	1	0	0.0	0	0
Buchanan, R.	1	3	3.0	0	3
McCarthy, C.	1	13	13.0	0	13
Total	16	155	9.7	2	74
Opponents	18	329	18.3	1	80

Kick Returns	no.	yds	avg	td	lg
Johnson, S.	7	138	19.7	0	30
Cooper, G.	6	84	14.0	0	23
Clements, E.	5	100	20.0	0	29
Miller, L.	5	167	33.4	1	88
Robinson, K.	1	5	5.0	0	5
Johnson, A.	1	11	11.0	0	11
TEAM	1	0	0.0	0	0
Hill, P.	1	13	13.0	0	13
Total	27	518	19.2	1	88
Opponents	39	845	21.7	0	55

Fumble Returns	no.	yds	avg	td	lg
Total	0	0	0.0	0	0
Opponents	1	36	36.0	0	36

2010 University of Miami Football
Miami Overall Individual Statistics (as of Nov 11, 2010)
All games

Scoring	td	fg	PAT			dpx	saf	pts
			kick	rush	rcv			
Hankerson, L.	10	-	-	-	-	-	-	60
Bosher, M.	-	9-12	26-29	-	-	-	-	53
Berry, D.	5	-	-	-	-	-	-	30
Miller, L.	4	-	-	1-1	-	-	-	26
Benjamin, T.	4	-	-	-	-	-	-	24
James, M.	3	-	-	-	-	-	-	18
Harris, J.	2	-	-	-	-	-	-	12
Morris, S.	1	-	-	-	-	0-1	-	6
Armstrong, R.	1	-	-	-	-	-	-	6
Ford, C.	1	-	-	-	-	-	-	6
Regis, M.	1	-	-	-	-	-	-	6
Byrd, L.	1	-	-	-	-	-	-	6
TEAM	-	-	0-2	-	-	-	-	0
Total	33	9-12	26-31	1-1	-	0-1	-	253
Opponents	19	13-17	19-19	-	-	-	-	172

Total Offense	g	plays	rush	pass	total	avg/g
Harris, J.	8	272	24	1646	1670	208.8
Berry, D.	8	142	690	0	690	86.2
Morris, S.	2	61	36	448	484	242.0
Miller, L.	7	68	377	0	377	53.9
James, M.	9	51	294	0	294	32.7
Cooper, G.	6	20	115	0	115	19.2
Whipple, S.	9	13	0	54	54	6.0
Benjamin, T.	9	3	44	0	44	4.9
Clements, E.	8	8	32	0	32	4.0
Highsmith, A.	2	9	-1	18	17	8.5
Johnson, S.	6	1	3	0	3	0.5
Thompkins, K.	7	1	-6	0	-6	-0.9
TEAM	8	9	-27	0	-27	-3.4
Total	9	659	1581	2166	3747	416.3
Opponents	9	585	1356	1378	2734	303.8

Field Goals	fg	pct.	01-19	20-29	30-39	40-49	50-99	lg	blk
Bosher, M.	9-12	75.0	0-0	3-3	5-7	0-1	1-1	51	1

Punting	no.	yds	avg	lg	tb	fc	i20	50+	blk
Bosher, M.	41	1862	45.4	62	6	10	10	14	0
Total	41	1862	45.4	62	6	10	10	14	0
Opponents	53	2231	42.1	62	3	7	17	12	0

FG Sequence	Miami	Opponents
Florida A&M	(24)	50,50
OSU	(51),46,39	(24),(41),(21),(24),(24),32
PITT	(28)	52,(27)
Clemson	(29)	-
Florida State	32,(36)	(38)
Duke	-	(25),(43)
North Carolina	(38),(34)	(19)
Virginia	-	(32)
Maryland	(33),(31)	(27),(23)

Kickoffs	no.	yds	avg	tb	ob	retn	net	ydln
Bosher, M.	50	3124	62.5	11	0			
Total	50	3124	62.5	11	0	21.7	41.2	28
Opponents	39	2387	61.2	8	1	19.2	43.8	26

Numbers in (parentheses) indicate field goal was made.

2010 University of Miami Football
Miami Overall Individual Statistics (as of Nov 11, 2010)
All games

<u>All Purpose</u>	<u>g</u>	<u>rush</u>	<u>rcv</u>	<u>pr</u>	<u>kr</u>	<u>ir</u>	<u>total</u>	<u>avg/g</u>
Berry, D.	8	690	93	0	0	0	783	97.9
Hankerson, L.	9	0	747	0	0	0	747	83.0
Benjamin, T.	9	44	563	98	0	0	705	78.3
Miller, L.	7	377	69	16	167	0	629	89.9
Byrd, L.	9	0	355	0	0	0	355	39.4
James, M.	9	294	35	0	0	0	329	36.6
Cooper, G.	6	115	29	13	84	0	241	40.2
Johnson, S.	6	3	0	0	138	0	141	23.5
Clements, E.	8	32	9	0	100	0	141	17.6
Johnson, A.	9	0	126	0	11	0	137	15.2
Van Dyke, D.	9	0	0	0	0	74	74	8.2
Cleveland, A.	6	0	54	0	0	0	54	9.0
Ford, C.	7	0	45	0	0	0	45	6.4
Armstrong, R.	9	0	0	0	0	41	41	4.6
Morris, S.	2	36	0	0	0	0	36	18.0
Gordon, R.	9	0	26	0	0	0	26	2.9
Harris, J.	8	24	0	0	0	0	24	3.0
Hill, P.	9	0	10	0	13	0	23	2.6
Regis, M.	8	0	0	0	0	22	22	2.8
McCarthy, C.	8	0	0	0	0	13	13	1.6
Robinson, K.	9	0	0	0	5	0	5	0.6
Buchanan, R.	9	0	0	0	0	3	3	0.3
Hill, R.	9	0	0	0	0	2	2	0.2
Thompkins, K.	7	-6	5	0	0	0	-1	-0.1
Highsmith, A.	2	-1	0	0	0	0	-1	-0.5
TEAM	8	-27	0	0	0	0	-27	-3.4
Total	9	1581	2166	127	518	155	4547	505.2
Opponents	9	1356	1378	163	845	329	4071	452.3

2010 University of Miami Football
Miami Overall Defensive Statistics (as of Nov 11, 2010)
All games

##	Defensive Leaders	gp	Tackles				tfl/yds	Sacks no-yds	Pass defense			Fumbles		blkd	
			ua	a	tot				int-yds	brup	qbh	rcv-yds	ff	kick	saf
31	Spence, S.	9	35	36	71	10.5-42	1.5-18	.	5	.	.	1-0	2	.	.
44	McCarthy, C.	8	23	43	66	5.5-24	0.5-9	1-13	1	1	1-0
26	Armstrong, R.	9	28	25	53	2.5-8	.	3-41	2	1
7	Telemaque, V.	9	23	19	42	1.0-1	.	3-0	2	.	2-0
13	Hill, R.	9	22	19	41	2.0-5	.	3-2	5
45	Buchanan, R.	9	22	14	36	3.5-9	.	1-3
57	Bailey, A.	9	19	16	35	10.5-48	6.5-32	.	1	2
1	Harris, B.	9	24	8	32	1.0-4	.	1-0	6
54	Regis, M.	8	10	16	26	6.0-23	3.0-17	1-22	1	1
35	Vernon, O.	9	17	9	26	8.0-54	5.0-44	.	.	1
29	Nicolas, J.	9	9	17	26	1.5-2
97	Ojomo, A.	9	13	11	24	4.5-15	2.0-11	.	1	1
99	Forston, M.	9	6	15	21	4.5-7	2.0-3	1-0	.	1
56	Robinson, M.	8	7	10	17	4.0-24	1.5-9	.	1	3
8	Van Dyke, D.	9	9	7	16	1.0-2	.	2-74	5	.	1-0	1	.	.	.
21	McGee, B.	8	8	5	13	.	.	.	2
36	Robinson, K.	9	6	4	10	1.0-1	1-0
94	Cain, K.	8	6	3	9	1.0-8	1.0-8	.	.	2	1-0	1	.	.	.
48	Smith, A.	7	5	2	7	4.0-21	3.0-18	.	.	1	.	1	.	.	.
58	Futch, J.	8	4	1	5
80	Hurns, A.	9	3	1	4
38	Nelms, C.	8	1	3	4	.	.	.	1
92	Holmes, J.	5	2	2	4	2.0-10	1.0-7
23	Clements, E.	8	3	1	4
3	Benjamin, T.	9	3	.	3
39	Cornileus, T.	6	2	1	3
22	Rodgers, K.	3	1	2	3
34	Holton, C.J.	9	2	1	3
25	Bosher, M.	9	2	.	2
72	Washington, B.	9	2	.	2
32	Chambers, L.	8	1	1	2
74	Franklin, O.	9	2	.	2
37	Campbell, J.	6	.	1	1
51	Green, S.	2	1	.	1
59	Gaines, J.	5	.	1	1
96	Porter, C.	1	.	1	1
28	Gholston, N.	3	1	.	1
93	Robinson, L.	7	1	.	1
81	Johnson, D.	2	.	1	1
86	Streeter, T.	4	1	.	1
17	Morris, S.	2	1	.	1
63	Horn, T.	9	1	.	1
60	Ivory, C.	9	.	1	1
24	Johnson, S.	6	.	1	1
2	Cooper, G.	6	1	.	1
5	James, M.	9	1	.	1
TM	TEAM	8	1	.	1
85	Hankerson, L.	9	1	.	1
20	Berry, D.	8	1	.	1
Total		9	331	298	629	74-308	27-176	16-155	33	14	7-0	5	.	.	.
Opponents		9	373	245	618	46-218	12-88	18-329	46	19	3-36	6	3	.	.

2010 University of Miami Football
Miami Combined Team Statistics (as of Nov 11, 2010)
All games

Date	Opponent	Score	Att.	Record:	Overall	Home	Away	Neutral
Sep 02, 2010	FLORIDA A&M	W 45-0	53674	All games	6-3	3-1	3-2	0-0
Sep 11, 2010	at #2 OSU	L 24-36	105454	Conference	4-2	2-1	2-1	0-0
9/23/10	at PITT	W 31-3	58115	Non-Conference	2-1	1-0	1-1	0-0
* Oct 02, 2010	at Clemson	W 30-21	81500					
* Oct 09, 2010	FLORIDA STATE	L 17-45	75115					
* Oct 16, 2010	at Duke	W 28-13	25911					
* Oct 23, 2010	NORTH CAROLINA	W 33-10	43584					
* Oct 30, 2010	at Virginia	L 19-24	39528					
* Nov 06, 2010	MARYLAND	W 26-20	55434					

Rushing	gp	att	gain	loss	net	avg	td	lg	avg/g
Berry, D.	8	142	721	31	690	4.9	4	42	86.2
Miller, L.	7	68	387	10	377	5.5	3	27	53.9
James, M.	9	51	303	9	294	5.8	2	32	32.7
Cooper, G.	6	19	118	3	115	6.1	0	20	19.2
Benjamin, T.	9	3	55	11	44	14.7	0	36	4.9
Morris, S.	2	9	51	15	36	4.0	1	16	18.0
Clements, E.	8	8	33	1	32	4.0	0	11	4.0
Harris, J.	8	27	114	90	24	0.9	2	29	3.0
Johnson, S.	6	1	3	0	3	3.0	0	3	0.5
Armstrong, R.	9	1	0	0	0	0.0	0	0	0.0
Whipple, S.	9	1	0	0	0	0.0	0	0	0.0
Highsmith, A.	2	2	8	9	-1	-0.5	0	8	-0.5
Thompkins, K.	7	1	0	6	-6	-6.0	0	0	-0.9
TEAM	8	9	0	27	-27	-3.0	0	0	-3.4
Total	9	342	1793	212	1581	4.6	12	42	175.7
Opponents	9	345	1685	329	1356	3.9	13	90	150.7

Passing	gp	effic	comp-att-int	pct	yds	td	lg	avg/g
Harris, J.	8	120.19	132-245-11	53.9	1646	14	65	205.8
Morris, S.	2	127.95	27-52-4	51.9	448	3	60	224.0
Whipple, S.	9	54.47	6-12-2	50.0	54	0	12	6.0
Highsmith, A.	2	50.17	4-7-1	57.1	18	0	11	9.0
Cooper, G.	6	0.00	0-1-0	0.0	0	0	0	0.0
Total	9	117.05	169-317-18	53.3	2166	17	65	240.7
Opponents	9	92.19	121-240-16	50.4	1378	5	62	153.1

Receiving	gp	no.	yds	avg	td	lg	avg/g
Hankerson, L.	9	48	747	15.6	10	65	83.0
Byrd, L.	9	32	355	11.1	1	40	39.4
Benjamin, T.	9	31	563	18.2	3	60	62.6
Johnson, A.	9	12	126	10.5	0	17	14.0
Berry, D.	8	9	93	10.3	1	32	11.6
Miller, L.	7	8	69	8.6	0	17	9.9
James, M.	9	7	35	5.0	1	18	3.9
Gordon, R.	9	5	26	5.2	0	11	2.9
Cleveland, A.	6	4	54	13.5	0	25	9.0
Ford, C.	7	4	45	11.2	1	22	6.4
Cooper, G.	6	4	29	7.2	0	11	4.8
Hill, P.	9	2	10	5.0	0	5	1.1
Clements, E.	8	1	9	9.0	0	9	1.1
Thompkins, K.	7	1	5	5.0	0	8	0.7
White, C.	1	1	0	0.0	0	0	0.0
Total	9	169	2166	12.8	17	65	240.7
Opponents	9	121	1378	11.4	5	62	153.1

Field Goals	fg	pct.	01-19	20-29	30-39	40-49	50-99	lg	blk
Bosher, M.	9-12	75.0	0-0	3-3	5-7	0-1	1-1	51	1

Scoring	td	fg	PAT			dxp	saf	pts
			kick	rush	rcv			
Hankerson, L.	10	-	-	-	-	-	-	60
Bosher, M.	-	9-12	26-29	-	-	-	-	53
Berry, D.	5	-	-	-	-	-	-	30
Miller, L.	4	-	-	1-1	-	-	-	26
Benjamin, T.	4	-	-	-	-	-	-	24
James, M.	3	-	-	-	-	-	-	18
Harris, J.	2	-	-	-	-	-	-	12
Ford, C.	1	-	-	-	-	-	-	6
Morris, S.	1	-	-	-	-	0-1	-	6
Byrd, L.	1	-	-	-	-	-	-	6
Armstrong, R.	1	-	-	-	-	-	-	6
Regis, M.	1	-	-	-	-	-	-	6
TEAM	-	-	0-2	-	-	-	-	0
Total	33	9-12	26-31	1-1	-	0-1	-	253
Opponents	19	13-17	19-19	-	-	-	-	172

Score by Quarters	1st	2nd	3rd	4th	OT	Total
Berry, D.	8	142	690	31	690	86.2

Team Statistics	UM	OPP
FIRST DOWNS	205	139
Rushing	84	63
Passing	107	66
Penalty	14	10
RUSHING YARDAGE	1581	1356
Rushing Attempts	342	345
Average Per Rush	4.6	3.9
Average Per Game	175.7	150.7
TDs Rushing	12	13
PASSING YARDAGE	2166	1378
Comp-Att-Int	169-317-18	121-240-16
Average Per Pass	6.8	5.7
Average Per Catch	12.8	11.4
Average Per Game	240.7	153.1
TDs Passing	17	5
TOTAL OFFENSE	3747	2734
Average Per Play	5.7	4.7
Average Per Game	416.3	303.8
KICK RETURNS: #-Yards	27-518	39-845
PUNT RETURNS: #-Yards	23-127	17-163
INT RETURNS: #-Yards	16-155	18-329
FUMBLES-LOST	11-3	14-8
PENALTIES-Yards	83-679	57-481
PUNTS-AVG	41-45.4	53-42.1
TIME OF POSSESSION/Game	28:58	31:02
3RD-DOWN Conversions	53/130	45/136
4TH-DOWN Conversions	6/15	3/6

Interceptions	no.	yds	avg	td	lg
Armstrong, R.	3	41	13.7	1	22
Hill, R.	3	2	0.7	0	2
Telemaque, V.	3	0	0.0	0	0
Van Dyke, D.	2	74	37.0	0	74
Buchanan, R.	1	3	3.0	0	3
McCarthy, C.	1	13	13.0	0	13
Forston, M.	1	0	0.0	0	0
Harris, B.	1	0	0.0	0	0
Regis, M.	1	22	22.0	1	22

Punting	no.	yds	avg	lg	tb	fc	i20	50+	blk
Bosher, M.	41	1862	45.4	62	6	10	10	14	0

Punt Returns	no.	yds	avg	td	lg
Benjamin, T.	16	98	6.1	1	79
Cooper, G.	4	13	3.2	0	5
Miller, L.	3	16	5.3	0	15
Total	23	127	5.5	1	79
Opponents	17	163	9.6	0	29

Kick Returns	no.	yds	avg	td	lg
Johnson, S.	7	138	19.7	0	30
Cooper, G.	6	84	14.0	0	23
Miller, L.	5	167	33.4	1	88
Clements, E.	5	100	20.0	0	29
Hill, P.	1	13	13.0	0	13
Robinson, K.	1	5	5.0	0	5
Johnson, A.	1	11	11.0	0	11
TEAM	1	0	0.0	0	0
Total	27	518	19.2	1	88
Opponents	39	845	21.7	0	55

All Purpose	g	rush	rcv	pr	kr	ir	total	avg/g
Berry, D.	8	690	93	0	0	0	783	97.9
Hankerson, L.	9	0	747	0	0	0	747	83.0
Benjamin, T.	9	44	563	98	0	0	705	78.3
Miller, L.	7	377	69	16	167	0	629	89.9
Byrd, L.	9	0	355	0	0	0	355	39.4
Total	9	1581	2166	127	518	155	4547	505.2
Opponents	9	1356	1378	163	845	329	4071	452.3

Total Offense	g	plays	rush	pass	total	avg/g
Harris, J.	8	272	24	1646	1670	208.8
Berry, D.	8	142	690	0	690	86.2

2010 University of Miami Football
Miami Game Results (as of Nov 11, 2010)
All games

Date	Opponent		Score	Overall	Conference	Time	Attend
Sep 02, 2010	FLORIDA A&M	W	45-0	1-0	0-0	2:39	53674
Sep 11, 2010	at #2 OSU	L	24-36	1-1	0-0	3:28	105454
9/23/10	at PITT	W	31-3	2-1	0-0	3:14	58115
* Oct 02, 2010	at Clemson	W	30-21	3-1	1-0	3:54	81500
* Oct 09, 2010	FLORIDA STATE	L	17-45	3-2	1-1	3:34	75115
* Oct 16, 2010	at Duke	W	28-13	4-2	2-1	3:12	25911
* Oct 23, 2010	NORTH CAROLINA	W	33-10	5-2	3-1	3:12	43584
* Oct 30, 2010	at Virginia	L	19-24	5-3	3-2	3:20	39528
* Nov 06, 2010	MARYLAND	W	26-20	6-3	4-2	3:24 pm	55434

2010 University of Miami Football
Miami Team Game-by-Game (as of Nov 11, 2010)
All games

TEAM STATISTICS

Date	Opponent	Rushing				Receiving				Passing				Kick Returns				Punt Returns				tot off
		no.	yds	td	lg	no.	yds	td	lg	cmp-att-int	yds	td	lg	no.	yds	td	lg	no.	yds	td	lg	
Sep 02	FLORIDA A&M	36	155	2	25	19	250	3	40	19-26-1	250	3	40	1	34	0	34	3	32	0	16	405
Sep 11	at OSU	28	120	0	42	22	232	1	25	22-39-4	232	1	25	4	125	1	88	1	79	1	79	352
9/23/10	at PITT	35	100	2	27	21	248	2	39	21-32-2	248	2	39	1	17	0	17	3	3	0	2	348
Oct 02	at Clemson	43	171	0	33	13	205	4	65	13-33-2	205	4	65	4	76	0	24	4	1	0	3	376
Oct 09	FLORIDA STATE	36	189	2	29	20	235	0	31	20-49-1	235	0	31	4	64	0	26	1	1	0	1	424
Oct 16	at Duke	42	224	2	32	17	224	1	37	17-34-0	224	1	37	3	29	0	20	1	0	0	0	448
Oct 23	NORTH CAROLINA	44	225	1	27	21	217	3	26	21-32-1	217	3	26	3	67	0	29	4	0	0	2	442
Oct 30	at Virginia	29	179	1	36	18	269	2	60	18-42-5	269	2	60	4	62	0	30	3	9	0	5	448
Nov 06	MARYLAND	49	218	2	22	18	286	1	53	18-30-2	286	1	53	3	44	0	25	3	2	0	4	504
Opponents		342	1581	12	42	169	2166	17	65	169-317-18	2166	17	65	27	518	1	88	23	127	1	79	3747
		345	1356	13	90	121	1378	5	62	121-240-16	1378	5	62	39	845	0	55	17	163	0	29	2734

Games played: 9
 Avg per rush: 4.6
 Avg per catch: 12.8
 Pass efficiency: 117.05
 Kick ret avg: 19.2
 Punt ret avg: 5.5
 All purpose avg/game: 505.2
 Total offense avg/gm: 416.3

Date	Opponent	Tackles				Sacks	Fumble		Pass Defense			Blkd	PAT Attempts				pts	
		ua	a	total	tfl-yds	no-yds	ff	fr-yds	int-yds	qbh	brup	kick	kick	rush	rcv	saf		
Sep 02	FLORIDA A&M	39	18	57	14.0-80	8.0-62	0	0-0	1-22	1	3	0	6-6	0	0	0	0	45
Sep 11	at OSU	44	36	80	11.0-29	1.0-6	0	0-0	0-0	0	4	0	3-3	0	0	0	0	24
9/23/10	at PITT	40	30	70	9.0-53	5.0-45	0	1-0	2-74	3	0	0	4-4	0	0	0	0	31
Oct 02	at Clemson	38	38	76	8.0-23	3.0-8	3	3-0	3-21	3	5	0	3-4	0	0	0	0	30
Oct 09	FLORIDA STATE	39	26	65	6.0-23	0.0-0	0	0-0	1-0	0	5	0	2-2	0	0	0	0	17
Oct 16	at Duke	40	48	88	9.0-42	3.0-26	1	2-0	5-22	5	2	0	4-4	0	0	0	0	28
Oct 23	NORTH CAROLINA	29	20	49	8.0-25	5.0-19	1	1-0	2-3	0	4	0	3-4	0	0	0	0	33
Oct 30	at Virginia	34	64	98	5.0-14	0.0-0	0	0-0	1-13	0	2	0	1-2	0	0	0	0	19
Nov 06	MARYLAND	28	18	46	4.0-19	2.0-10	0	0-0	1-0	2	8	0	0-2	1	0	0	0	26
Opponents		331	298	629	74.0-308	27.0-176	5	7-0	16-155	14	33	0	26-31	1	0	0	0	253
		373	245	618	46.0-218	13.0-101	6	3-36	18-329	19	46	3	19-19	0	0	0	0	172

Date	Opponent	Punting										Field Goals			Kickoffs				
		no.	yds	avg	long	blkd	tb	fc	50+	i20	md-att	long	blkd	no.	yds	avg	tb	ob	
Sep 02	FLORIDA A&M	0	0	0.0	0	0	0	0	0	0	0	1-1	24	0	8	546	68.2	1	0
Sep 11	at OSU	2	98	49.0	58	0	0	0	1	1	1-3	51	1	5	314	62.8	1	0	
9/23/10	at PITT	6	267	44.5	60	0	0	0	2	1	1-1	28	0	6	385	64.2	0	0	
Oct 02	at Clemson	10	463	46.3	61	0	2	4	5	2	1-1	29	0	6	380	63.3	2	0	
Oct 09	FLORIDA STATE	6	265	44.2	52	0	0	3	2	1	1-2	36	0	4	263	65.8	0	0	
Oct 16	at Duke	5	211	42.2	49	0	0	3	0	3	0-0	0	0	5	329	65.8	0	0	
Oct 23	NORTH CAROLINA	3	106	35.3	43	0	1	0	0	0	2-2	38	0	7	356	50.9	4	0	
Oct 30	at Virginia	4	231	57.8	62	0	3	0	4	1	0-0	0	0	3	197	65.7	1	0	
Nov 06	MARYLAND	5	221	44.2	48	0	0	0	0	1	2-2	33	0	6	354	59.0	2	0	
Opponents		41	1862	45.4	62	0	6	10	14	10	9-12	51	1	50	3124	62.5	11	0	
		53	2231	42.1	62	0	3	7	12	17	13-17	43	0	39	2387	61.2	8	1	

2010 University of Miami Football
Miami Opponent Game-by-Game (as of Nov 11, 2010)
All games

OPPONENT STATISTICS

Date	Opponent	Rushing				Receiving				Passing				Kick Returns				Punt Returns				tot off
		no.	yds	td	lg	no.	yds	td	lg	cmp-att-int	yds	td	lg	no.	yds	td	lg	no.	yds	td	lg	
Sep 02	FLORIDA A&M	39	52	0	12	5	58	0	28	5-11-1	58	0	28	7	119	0	21	0	0	0	0	110
Sep 11	at OSU	49	181	2	26	12	233	1	62	12-28-0	233	1	62	4	152	0	47	2	16	0	9	414
9/23/10	at PITT	36	128	0	42	13	104	0	33	13-24-2	104	0	33	6	116	0	26	4	37	0	29	232
Oct 02	at Clemson	40	162	3	71	14	149	0	23	14-33-3	149	0	23	4	95	0	50	3	44	0	16	311
Oct 09	FLORIDA STATE	40	298	4	90	13	173	2	31	13-22-1	173	2	31	4	145	0	55	2	16	0	17	471
Oct 16	at Duke	41	105	1	22	22	187	0	21	22-44-5	187	0	21	4	81	0	28	2	-2	0	0	292
Oct 23	NORTH CAROLINA	29	149	1	76	12	140	0	34	12-21-2	140	0	34	3	42	0	19	0	0	0	0	289
Oct 30	at Virginia	46	185	2	30	19	176	1	31	19-27-1	176	1	31	3	33	0	17	0	0	0	0	361
Nov 06	MARYLAND	25	96	0	37	11	158	1	42	11-30-1	158	1	42	4	62	0	25	4	52	0	23	254
		345	1356	13	90	121	1378	5	62	121-240-16	1378	5	62	39	845	0	55	17	163	0	29	2734
Miami		342	1581	12	42	169	2166	17	65	169-317-18	2166	17	65	27	518	1	88	23	127	1	79	3747

Games played: 9
 Avg per rush: 3.9
 Avg per catch: 11.4
 Pass efficiency: 92.19
 Kick ret avg: 21.7
 Punt ret avg: 9.6
 All purpose avg/game: 452.3
 Total offense avg/gm: 303.8

Date	Opponent	Tackles				Sacks	Fumble		Pass Defense			Blkd	PAT Attempts				pts				
		ua	a	total	tfl-yds	no-yds	ff	fr-yds	int-yds	qbh	brup	kick	kick	rush	rcv	saf					
Sep 02	FLORIDA A&M	43	18	61	5.0-36	1.0-9	1	0-0	1-24	0	2	0	0-0	0	0	0	0	0	0	0	0
Sep 11	at OSU	38	20	58	5.0-27	2.0-18	0	0-0	4-124	0	6	1	3-3	0	0	0	0	0	0	0	36
9/23/10	at PITT	42	14	56	3.0-20	2.0-17	0	0-0	2-0	6	5	0	0-0	0	0	0	0	0	0	0	3
Oct 02	at Clemson	36	40	76	10.0-49	1.0-20	2	0-0	2-0	7	6	1	3-3	0	0	0	0	0	0	0	21
Oct 09	FLORIDA STATE	50	8	58	5.0-24	1.0-11	1	1-36	1-5	0	8	0	6-6	0	0	0	0	0	0	0	45
Oct 16	at Duke	32	53	85	4.0-7	0.0-0	2	2-0	0-0	4	6	0	1-1	0	0	0	0	0	0	0	13
Oct 23	NORTH CAROLINA	55	24	79	3.0-7	1.0-3	0	0-0	1-5	0	4	0	1-1	0	0	0	0	0	0	0	10
Oct 30	at Virginia	24	46	70	4.0-17	1.0-8	0	0-0	5-85	0	6	0	3-3	0	0	0	0	0	0	0	24
Nov 06	MARYLAND	53	22	75	7.0-31	3.0-15	0	0-0	2-86	2	3	1	2-2	0	0	0	0	0	0	0	20
		373	245	618	46.0-218	13.0-101	6	3-36	18-329	19	46	3	19-19	0	0	0	0	0	0	0	172
Miami		331	298	629	74.0-308	27.0-176	5	7-0	16-155	14	33	0	26-31	1	0	0	0	0	0	0	253

Date	Opponent	Punting							Field Goals			Kickoffs						
		no.	yds	avg	long	blkd	tb	fc	50+	i20	md-att	long	blkd	no.	yds	avg	tb	ob
Sep 02	FLORIDA A&M	7	283	40.4	48	0	0	0	0	2	0-2	0	0	1	67	67.0	0	0
Sep 11	at OSU	4	152	38.0	46	0	0	2	0	2	5-6	41	0	8	381	47.6	0	1
9/23/10	at PITT	8	364	45.5	59	0	0	1	4	2	1-2	27	0	2	140	70.0	1	0
Oct 02	at Clemson	7	323	46.1	57	0	0	1	3	3	0-0	0	0	4	250	62.5	0	0
Oct 09	FLORIDA STATE	4	165	41.2	54	0	1	0	1	2	1-1	38	0	8	524	65.5	4	0
Oct 16	at Duke	7	250	35.7	44	0	1	2	0	1	2-2	43	0	3	183	61.0	0	0
Oct 23	NORTH CAROLINA	4	164	41.0	46	0	0	0	0	0	1-1	19	0	3	201	67.0	0	0
Oct 30	at Virginia	6	245	40.8	52	0	0	0	1	4	1-1	32	0	5	315	63.0	1	0
Nov 06	MARYLAND	6	285	47.5	62	0	1	1	3	1	2-2	27	0	5	326	65.2	2	0
		53	2231	42.1	62	0	3	7	12	17	13-17	43	0	39	2387	61.2	8	1
Miami		41	1862	45.4	62	0	6	10	14	10	9-12	51	1	50	3124	62.5	11	0

**2010 University of Miami Football
Miami Game Superlatives (as of Nov 11, 2010)
All games**

INDIVIDUAL GAME HIGHS

Rushes	25	Berry, D. at Duke (Oct 16, 2010)
Yards Rushing	125	Miller, L. vs Maryland (Nov 06, 2010)
TD Rushes	1	James, M. vs Florida A&M (Sep 02, 2010)
	1	Miller, L. vs Florida A&M (Sep 02, 2010)
	1	Miller, L. at PITT (9/23/10)
	1	Berry, D. at PITT (9/23/10)
	1	Harris, J. vs Florida State (Oct 09, 2010)
	1	Berry, D. vs Florida State (Oct 09, 2010)
	1	Harris, J. at Duke (Oct 16, 2010)
	1	Berry, D. at Duke (Oct 16, 2010)
	1	Berry, D. vs North Carolina (Oct 23, 2010)
	1	Morris, S. at Virginia (Oct 30, 2010)
	1	James, M. vs Maryland (Nov 06, 2010)
	1	Miller, L. vs Maryland (Nov 06, 2010)
Long Rush	42	Berry, D. at OSU (Sep 11, 2010)
Pass attempts	47	Harris, J. vs Florida State (Oct 09, 2010)
Pass completions	22	Harris, J. at OSU (Sep 11, 2010)
Yards Passing	286	Morris, S. vs Maryland (Nov 06, 2010)
TD Passes	4	Harris, J. at Clemson (Oct 02, 2010)
Long Pass	65	Harris, J. at Clemson (Oct 02, 2010)
Receptions	7	Hankerson, L. at OSU (Sep 11, 2010)
	7	Hankerson, L. at Clemson (Oct 02, 2010)
Yards Receiving	147	Hankerson, L. at Clemson (Oct 02, 2010)
TD Receptions	3	Hankerson, L. at Clemson (Oct 02, 2010)
Long Reception	65	Hankerson, L. at Clemson (Oct 02, 2010)
Field Goals	2	Bosher, M. vs North Carolina (Oct 23, 2010)
	2	Bosher, M. vs Maryland (Nov 06, 2010)
Long Field Goal	51	Bosher, M. at OSU (Sep 11, 2010)
Punts	10	Bosher, M. at Clemson (Oct 02, 2010)
Punting Avg	57.8	Bosher, M. at Virginia (Oct 30, 2010)
Long Punt	62	Bosher, M. at Virginia (Oct 30, 2010)
Long Punt Return	79	Benjamin, T. at OSU (Sep 11, 2010)
Long Kickoff Return	88	Miller, L. at OSU (Sep 11, 2010)
Tackles	18	McCarthy, C. at Virginia (Oct 30, 2010)
Sacks	3.5	Vernon, O. vs Florida A&M (Sep 02, 2010)
	3.5	Bailey, A. vs North Carolina (Oct 23, 2010)
Tackles For Loss	3.5	Vernon, O. vs Florida A&M (Sep 02, 2010)
	3.5	Bailey, A. vs North Carolina (Oct 23, 2010)
Interceptions	2	Telemaque, V. at Duke (Oct 16, 2010)

2010 University of Miami Football
Miami Game Superlatives (as of Nov 11, 2010)
All games

TEAM GAME HIGHS

Rushes	49	vs Maryland (Nov 06, 2010)
Yards Rushing	225	vs North Carolina (Oct 23, 2010)
Yards Per Rush	6.2	at Virginia (Oct 30, 2010)
TD Rushes	2	vs Florida A&M (Sep 02, 2010)
	2	at PITT (9/23/10)
	2	vs Florida State (Oct 09, 2010)
	2	at Duke (Oct 16, 2010)
	2	vs Maryland (Nov 06, 2010)
Pass attempts	49	vs Florida State (Oct 09, 2010)
Pass completions	22	at OSU (Sep 11, 2010)
Yards Passing	286	vs Maryland (Nov 06, 2010)
Yards Per Pass	9.6	vs Florida A&M (Sep 02, 2010)
TD Passes	4	at Clemson (Oct 02, 2010)
Total Plays	85	vs Florida State (Oct 09, 2010)
Total Offense	504	vs Maryland (Nov 06, 2010)
Yards Per Play	6.5	vs Florida A&M (Sep 02, 2010)
Points	45	vs Florida A&M (Sep 02, 2010)
Sacks By	8	vs Florida A&M (Sep 02, 2010)
First Downs	27	vs Florida State (Oct 09, 2010)
Penalties	12	at Clemson (Oct 02, 2010)
	12	at Duke (Oct 16, 2010)
	12	at Virginia (Oct 30, 2010)
Penalty Yards	105	at Clemson (Oct 02, 2010)
Turnovers	5	at Virginia (Oct 30, 2010)
Interceptions By	5	at Duke (Oct 16, 2010)

**2010 University of Miami Football
Miami Game Superlatives (as of Nov 11, 2010)
All games**

OPPONENT INDIVIDUAL GAME HIGHS

Rushes	22	Jones,P, at Virginia (Oct 30, 2010)
Yards Rushing	158	Thompson, C., vs Florida State (Oct 09, 2010)
TD Rushes	3	ELLINGTON, at Clemson (Oct 02, 2010)
Long Rush	90	Thompson, C., vs Florida State (Oct 09, 2010)
Pass attempts	38	Renfree, S., at Duke (Oct 16, 2010)
Pass completions	19	Verica,M, at Virginia (Oct 30, 2010)
Yards Passing	233	Pryor, Terrelle, at OSU (Sep 11, 2010)
TD Passes	2	Ponder, C., vs Florida State (Oct 09, 2010)
Long Pass	62	Pryor, Terrelle, at OSU (Sep 11, 2010)
Receptions	7	Burd,K, at Virginia (Oct 30, 2010)
Yards Receiving	105	Posey, DeVier, at OSU (Sep 11, 2010)
TD Receptions	1	Saine, Brandon, at OSU (Sep 11, 2010)
	1	Thomas, J., vs Florida State (Oct 09, 2010)
	1	Smith, R., vs Florida State (Oct 09, 2010)
	1	Phillips,C, at Virginia (Oct 30, 2010)
	1	Dorsey, vs Maryland (Nov 06, 2010)
Long Reception	62	Posey, DeVier, at OSU (Sep 11, 2010)
Field Goals	5	Barclay, Devin, at OSU (Sep 11, 2010)
Long Field Goal	43	Snyderwine, W., at Duke (Oct 16, 2010)
Punts	8	HUTCHINS,Dan, at PITT (9/23/10)
Punting Avg	47.8	ZIMMERMAN, at Clemson (Oct 02, 2010)
Long Punt	62	Baltz, vs Maryland (Nov 06, 2010)
Long Punt Return	29	SADDLER,Cameron, at PITT (9/23/10)
Long Kickoff Return	55	Reid, G., vs Florida State (Oct 09, 2010)
Tackles	14	Brown, Z, vs North Carolina (Oct 23, 2010)
Sacks	2.0	SHEARD,Jabaal, at PITT (9/23/10)
	2.0	Mackall, vs Maryland (Nov 06, 2010)
Tackles For Loss	4.5	BOWERS, at Clemson (Oct 02, 2010)
Interceptions	2	Chekwa, Chimdi, at OSU (Sep 11, 2010)
	2	Mosley,C, at Virginia (Oct 30, 2010)
	2	Minnifield,C, at Virginia (Oct 30, 2010)
	2	Wujciak, vs Maryland (Nov 06, 2010)

**2010 University of Miami Football
Miami Game Superlatives (as of Nov 11, 2010)
All games**

OPPONENT TEAM GAME HIGHS

Rushes	49	at OSU (Sep 11, 2010)
Yards Rushing	298	vs Florida State (Oct 09, 2010)
Yards Per Rush	7.4	vs Florida State (Oct 09, 2010)
TD Rushes	4	vs Florida State (Oct 09, 2010)
Pass attempts	44	at Duke (Oct 16, 2010)
Pass completions	22	at Duke (Oct 16, 2010)
Yards Passing	233	at OSU (Sep 11, 2010)
Yards Per Pass	8.3	at OSU (Sep 11, 2010)
TD Passes	2	vs Florida State (Oct 09, 2010)
Total Plays	85	at Duke (Oct 16, 2010)
Total Offense	471	vs Florida State (Oct 09, 2010)
Yards Per Play	7.6	vs Florida State (Oct 09, 2010)
Points	45	vs Florida State (Oct 09, 2010)
Sacks By	3	vs Maryland (Nov 06, 2010)
First Downs	22	at Duke (Oct 16, 2010)
Penalties	11	at Virginia (Oct 30, 2010)
Penalty Yards	105	at Virginia (Oct 30, 2010)
Turnovers	7	at Duke (Oct 16, 2010)
Interceptions By	5	at Virginia (Oct 30, 2010)

2010 University of Miami Football
Miami Games Played (as of Nov 11, 2010)
All games

##	PLAYER	GP-GS	FAMU	OSU	PITT	CU	FS	DU	NC	VA	MD
26	Armstrong, R.	9/4	START	START	START	START	XXX	XXX	XXX	XXX	XXX
57	Bailey, A.	9/9	START	START	START	START	START	START	START	START	START
3	Benjamin, T.	9/5	START	START	START	START	XXX	XXX	XXX	XXX	START
20	Berry, D.	8/8	START	START	START	START	START	START	START	START	...
25	Bosher, M.	9/-	XXX	XXX	XXX	XXX	XXX	XXX	XXX	XXX	XXX
45	Buchanan, R.	9/5	XXX	XXX	XXX	START	XXX	START	START	START	START
47	Byrd, L.	9/4	XXX	XXX	XXX	XXX	START	START	START	START	XXX
94	Cain, K.	8/4	XXX	XXX	...	XXX	XXX	START	START	START	START
37	Campbell, J.	6/-	XXX	...	XXX	XXX	XXX	XXX	XXX
32	Chambers, L.	8/-	XXX	XXX	...	XXX	XXX	XXX	XXX	XXX	XXX
23	Clements, E.	8/-	XXX	XXX	XXX	XXX	XXX	XXX	XXX	XXX	...
82	Cleveland, A.	6/3	XXX	XXX	XXX	START	START	START
2	Cooper, G.	6/-	XXX	XXX	XXX	XXX	XXX	XXX
39	Cornileus, T.	6/-	...	XXX	XXX	XXX	XXX	XXX	XXX
49	Dye, D.	4/-	XXX	XXX	XXX	XXX
61	Figueroa, J.	4/2	XXX	START	START	XXX
9	Ford, C.	7/1	XXX	START	XXX	XXX	XXX	XXX	XXX
99	Forston, M.	9/8	START	START	START	XXX	START	START	START	START	START
74	Franklin, O.	9/8	START	START	START	START	XXX	START	START	START	START
58	Futch, J.	8/-	...	XXX	XXX	XXX	XXX	XXX	XXX	XXX	XXX
59	Gaines, J.	5/-	XXX	XXX	XXX	XXX	XXX
28	Gholston, N.	3/-	XXX	XXX	XXX
84	Gordon, R.	9/8	START	START	START	START	START	XXX	START	START	START
51	Green, S.	2/-	XXX	XXX
66	Gunn, H.	9/9	START	START	START	START	START	START	START	START	START
33	Hagens, M.	2/-	XXX	XXX
85	Hankerson, L.	9/9	START	START	START	START	START	START	START	START	START
1	Harris, B.	9/9	START	START	START	START	START	START	START	START	START
12	Harris, J.	8/8	START	START	START	START	START	START	START	START	...
77	Henderson, S.	8/6	XXX	...	XXX	START	START	START	START	START	START
11	Highsmith, A.	2/-	XXX	...	XXX
30	Hill, P.	9/6	XXX	XXX	START	START	XXX	START	START	START	START
13	Hill, R.	9/6	XXX	XXX	XXX	START	START	START	START	START	START
92	Holmes, J.	5/5	START	START	START	START	START
34	Holton, C.J.	9/-	XXX	XXX	XXX	XXX	XXX	XXX	XXX	XXX	XXX
63	Horn, T.	9/9	START	START	START	START	START	START	START	START	START
80	Hurns, A.	9/3	XXX	XXX	XXX	XXX	XXX	XXX	START	START	START
60	Ivory, C.	9/-	XXX	XXX	XXX	XXX	XXX	XXX	XXX	XXX	XXX
5	James, M.	9/1	XXX	XXX	XXX	XXX	START	XXX	XXX	XXX	XXX
4	Johnson, A.	9/1	START	XXX	XXX	XXX	XXX	XXX	XXX	XXX	XXX
81	Johnson, D.	2/2	START	START
78	Johnson, J.	7/4	...	XXX	XXX	XXX	START	...	START	START	START
24	Johnson, S.	6/-	XXX	XXX	XXX	XXX	...	XXX	XXX
55	Jones, B.	1/1	START
98	Lewis, J.	1/-	XXX
65	Linder, B.	8/4	XXX	...	XXX	XXX	XXX	START	START	START	START
44	McCarthy, C.	8/8	START	START	START	START	START	...	START	START	START

2010 University of Miami Football
Miami Total Tackles Game-by-Game (as of Nov 11, 2010)
All games

Total Tackles	UA-A	Total	FAMU	OSU	PITT	CU	FS	DU	NC	VA	MD
Spence, S. LB	35-36	71	3-1	6-5	6-3	5-9	5-1	4-8	2-1	2-7	2-1
McCarthy, C. LB	23-43	66	0-5	4-7	2-3	2-4	2-6	DNP	4-3	5-13	4-2
Armstrong, R. DB	28-25	53	2-0	4-5	2-2	3-4	5-4	4-4	3-1	2-3	3-2
Telemaque, V. DB	23-19	42	2-0	3-1	2-2	3-3	5-2	3-3	2-2	2-5	1-1
Hill, R. DB	22-19	41	1-0	2-1	4-1	0-2	1-0	7-3	4-1	2-9	1-2
Buchanan, R. LB	22-14	36	6-0	0-2	2-1	4-2	2-5	-	2-0	3-3	3-1
Bailey, A. DL	19-16	35	1-0	2-4	4-1	3-2	1-1	2-0	3-3	1-5	2-0
Harris, B. DB	24-8	32	2-2	6-1	2-1	4-2	2-0	4-1	2-0	1-0	1-1
Vernon, O. DL	17-9	26	6-1	2-1	3-1	2-3	-	2-2	0-1	1-0	1-0
Nicolas, J. DB	9-17	26	1-1	-	0-3	0-1	2-2	2-3	0-2	4-4	0-1
Regis, M. DL	10-16	26	DNP	1-1	0-1	-	3-1	3-6	2-1	0-4	1-2
Ojomo, A. DL	13-11	24	3-0	2-1	0-3	0-1	2-1	0-2	-	4-3	2-0
Forston, M. DL	6-15	21	2-2	1-2	-	0-3	1-1	1-1	1-1	0-4	0-1
Robinson, M. DL	7-10	17	2-3	0-1	DNP	2-0	1-0	0-3	1-0	0-1	1-2
Van Dyke, D. DB	9-7	16	1-0	2-1	-	4-0	1-1	0-3	1-1	-	0-1
McGee, B. DB	8-5	13	-	2-0	3-2	-	-	0-1	DNP	3-1	0-1
Robinson, K. LB	6-4	10	1-1	1-2	3-0	1-0	-	0-1	-	-	-
Cain, K. LB	6-3	9	-	-	DNP	-	-	6-3	-	-	-
Smith, A. DL	5-2	7	DNP	-	3-1	1-0	-	1-1	DNP	-	-
Futch, J. LB	4-1	5	DNP	-	1-0	-	1-0	-	0-1	-	2-0
Nelms, C. DB	1-3	4	0-1	-	-	-	DNP	-	0-1	0-1	1-0
Holmes, J. DL	2-2	4	1-1	-	1-0	0-1	DNP	DNP	-	DNP	DNP
Hurns, A.	3-1	4	-	-	2-1	-	-	-	-	-	1-0
Clements, E.	3-1	4	1-0	1-0	-	1-0	-	0-1	-	-	DNP
Benjamin, T.	3-0	3	-	-	-	1-0	-	-	-	2-0	-
Holton, C.J. LB	2-1	3	-	-	-	-	2-0	0-1	-	-	-
Cornileus, T. LB	2-1	3	DNP	-	-	-	DNP	DNP	1-1	-	1-0
Rodgers, K. DB	1-2	3	1-0	DNP	0-2	DNP	-	DNP	DNP	DNP	DNP
Franklin, O.	2-0	2	-	-	-	-	-	-	1-0	1-0	-
Bosher, M.	2-0	2	-	1-0	-	1-0	-	-	-	-	-
Chambers, L.	1-1	2	1-0	-	DNP	-	-	0-1	-	-	-
Washington, B.	2-0	2	1-0	1-0	-	-	-	-	-	-	-
Hankerson, L.	1-0	1	-	1-0	-	-	-	-	-	-	-
Robinson, L. DL	1-0	1	-	DNP	-	1-0	-	DNP	-	-	-
Horn, T.	1-0	1	-	1-0	-	-	-	-	-	-	-
Ivory, C.	0-1	1	-	-	-	-	0-1	-	-	-	-
Gaines, J. LB	0-1	1	-	-	0-1	-	-	DNP	DNP	DNP	DNP
Cooper, G.	1-0	1	-	DNP	DNP	DNP	-	-	-	1-0	-
TEAM	1-0	1	-	-	-	-	-	1-0	-	-	-
Green, S. LB	1-0	1	1-0	-	DNP	DNP	DNP	DNP	DNP	DNP	DNP
James, M.	1-0	1	-	-	-	-	1-0	-	-	-	-
Porter, C. DL	0-1	1	DNP	0-1	DNP	DNP	DNP	DNP	DNP	DNP	DNP
Gholston, N.	1-0	1	-	-	DNP	DNP	1-0	DNP	DNP	DNP	DNP
Johnson, S.	0-1	1	DNP	DNP	-	0-1	-	-	DNP	-	-
Berry, D.	1-0	1	-	1-0	-	-	-	-	-	-	DNP
Campbell, J. DB	0-1	1	DNP	DNP	0-1	DNP	-	-	-	-	-
Streeter, T.	1-0	1	DNP	DNP	DNP	-	1-0	DNP	DNP	-	-

