



# 2012 MIAMI FOOTBALL GAME NOTES

Miami Athletic Communications • 5821 San Amaro Drive • Coral Gables, FL 33146  
HurricaneSports.com • Facebook: Facebook.com/MiamiHurricanes • Twitter: @HurricaneSports  
Home to Five National Championships in the last 30 years (1983, 1987, 1989, 1991, 2001)

## GAME INFORMATION

Date / Time: Sat., Sept. 29, 2012 / 12:01 p.m. EDT  
Site: Miami Gardens, Fla. / Sun Life Stadium (74,916)  
TV: ESPNU

Play-by-Play: Tom Hart; Analyst: John Congemi

Local Radio: 560 WQAM

Play-by-Play: Joe Zagacki; Analyst: Don Bailey Jr.;  
Sideline: Josh Darrow

Spanish Radio: Caracol 1260 AM

Play-by-Play: Roly Martin;

Analysts: Pepe Campos and Joe Martinez

Student Radio: 90.5 FM WVUM

Talent: Alex Schwartz, Corey Fujikawa, Chip Brierre

Satellite Radio: Sirius 136, XM 191 (UM broadcast)

Live Stats: HurricaneSports.com

Twitter Updates: @HurricaneSports

Series: Miami leads, 7-5-1

Miami: Miami leads, 5-4-1

Raleigh: Miami leads, 2-1

First Meeting: 1939 — W, 27-7

Last Meeting: 2008 — L, 28-38

Streak: NC State, 2 wins

## MIAMI

3-1, 2-0 ACC

2012: 3-1, 2-0 ACC (t1st, Coastal)  
Ranking: RV — AP, RV — Coaches  
Last Game: Sept. 22, 2012 (Atlanta, Ga.)  
defeated Georgia Tech, 42-36 (OT)  
Head Coach: Al Golden (Penn State, 1991)  
Career: 36-41 (7th season)  
at UM: 9-7 (2nd season)  
vs. NCSU: 0-0  
Twitter: @HurricaneSports

## NC STATE

3-1, 0-0 ACC

2012: 3-1, 0-0 ACC (t3rd Atlantic)  
Ranking: RV — AP, RV — Coaches  
Last Game: Sept. 22, 2012 (Raleigh, N.C.)  
defeated The Citadel, 52-14  
Head Coach: Tom O'Brien (Navy, 1971)  
Career: 111-76 (16th season)  
at NCSU: 36-31 (6th season)  
vs. UM: 2-8  
Twitter: @PackFootball

## MIAMI COMMUNICATIONS

Chris Yandle (Primary Contact) Director of Communications  
O: 305-284-3248 C: 786-877-9368 E: c.yandle@miami.edu  
Scott Zavitz (Secondary Contact) Assistant Director  
O: 305-284-3236 C: 305-342-1424 E: szavitz@miami.edu  
Jimmy Gill Assistant Director  
O: 305-284-3231 C: 786-422-4029 E: jgill@miami.edu  
Brian Bowsher Digital Media Strategist  
O: 305-284-1904 C: 786-447-9494 E: b.bowsher@miami.edu



### RAISING CANES (Season 2)

Season 2 of the wildly popular Raising Canes series gives college football fans exclusive access to the University of Miami Football program with head coach Al Golden.

## GAME 5

MIAMI GARDENS, FLA. (SUN LIFE STADIUM)



RV/RV **MIAMI HURRICANES** (3-1, 2-0)

Head Coach: Al Golden (Penn State, 1991)

Career Record: 36-41 (7th season), Record at UM: 9-7 (2nd season), Record vs. NCSU 0-0



VS.

NR/NR **NC STATE WOLFPACK** (3-1, 0-0)

Head Coach: Tom O'Brien (Navy), 1971

Career Record: 111-76 (16th season), Record at NCSU: 36-31 (6th season), Record vs. UM: 2-8

## STORY LINES

- After a thrilling come-from-behind OT road win, the Miami Hurricanes return home to host NC State at Sun Life Stadium. Kickoff is scheduled for 12 p.m. EDT and will be aired on ESPNU. Saturday will be the 14th all-time meeting between the programs, with UM owning a 7-5-1 series edge. However, the Wolfpack has won the last two meetings.
- Miami and NC State have not met on the gridiron since Nov. 29, 2008 — the longest stretch between two meetings for Miami's ACC opponents.
- Since joining the ACC in 2004, the Hurricanes are a 35-31 in conference play and are 1-2 against NC State during that span.
- Freshman RB **Duke Johnson** has 838 all-purpose yards through four games, the national leader in that category. He is on pace for 2,514 yards in 12 games. The single-season all-purpose mark at Miami is 2,102 by **Willis McGahee** in 2002.
- Eight of Miami's 20 scoring drives this season have needed less than two minutes.
- For the second consecutive week, a Miami RB scored four touchdowns in a game. Against Bethune-Cookman, **Duke Johnson** had two rushing, one receiving and one kickoff return for scores. At Georgia Tech, **Mike James** rushed for three touchdowns and added another on a receiving score. The Canes are the only team in the nation to have two different players score four touchdowns in a game.
- Junior QB **Stephen Morris** threw for a career-high 436 yards in Miami's 42-36 road win at Georgia Tech. Morris is the first UM quarterback to throw for 400+ yards since 2002 and it was the most passing yards by a UM QB since **Gino Torretta's** 485 yards against San Diego State in 1991.

## COACH TO CURE MD SET FOR SEPT. 29 WEEKEND

- The Miami and N.C. State coaching staffs will be wearing Coach to Cure MD patches this week to raise awareness and funding for Duchenne Muscular Dystrophy research. Fans are encouraged to donate online at [www.CoachtoCureMD.org](http://www.CoachtoCureMD.org) or donate \$5 by texting CURE to 90999.
- This is the fifth year of the Coach to Cure MD program and has now surpassed the million dollar mark for donations. The program is a partnership between Parent Project Muscular Dystrophy and the American Football Coaches Association.



## 2012 SCHEDULE / RESULTS

	Sept. 1	at Boston College*	ABC/ESPN2	W, 41-32
		Chestnut Hill, Mass. / Alumni Stadium (44,000) / Duke Johnson: 7 carries, 135 yards, 2 TDs		
	Sept. 8	at 21/20 Kansas State	FX	L, 13-52
		Manhattan, Kan. / Bill Snyder Family Stadium (50,000) / Stephen Morris: 19-26, 215 yards		
	Sept. 15	BETHUNE-COOKMAN	ESPN3	W, 38-10
		Miami Gardens, Fla. / Sun Life Stadium (74,916) / Duke Johnson: 246 all-purpose yards, 4 TDs		
	Sept. 22	at RV/RV Georgia Tech*	RSN	W, 42-36 OT
		Atlanta, Ga. / Bobby Dodd Stadium (55,000) / Mike James: 89 rush yards, 24 rec. yards, 4 TDs		
	Sept. 29	NC STATE* (Family Weekend)	ESPNU	Noon
		Miami Gardens, Fla. / Sun Life Stadium (74,916) / Miami leads, 7-5-1 (0-0 under Golden)		
	Oct. 6	vs. Notre Dame	NBC	7:30 p.m.
		Chicago, Ill. / Soldier Field (61,500) / Notre Dame leads 15-7-1 (0-0 under Golden)		
	Oct. 13	NORTH CAROLINA* (Hispanic Heritage Day)	TBA	TBA
		Miami Gardens, Fla. / Sun Life Stadium (74,916) / UNC leads 8-7 (1-0 under Golden)		
	Oct. 20	FLORIDA STATE (Homecoming)	TBA	TBA
		Miami Gardens, Fla. / Sun Life Stadium (74,916) / Miami leads, 31-25 (0-1 under Golden)		
	Nov. 1	VIRGINIA TECH*	ESPN	7:30 p.m.
		Miami Gardens, Fla. / Sun Life Stadium (74,916) / Miami leads, 17-12 (0-1 under Golden)		
	Nov. 10	at Virginia*	TBA	TBA
		Charlottesville, Va. / Scott Stadium (61,500) / Miami leads, 5-4 (0-1 under Golden)		
	Nov. 17	USF* (Senior Day)	TBA	TBA
		Miami Gardens, Fla. / Sun Life Stadium (74,916) / Miami leads, 3-1 (1-0 under Golden)		
	Nov. 24	at Duke*	TBA	TBA
		Durham, N.C. / Wallace Wade Stadium (33,941) / Miami leads, 8-1 (1-0 under Golden)		

# WEEKLY MEDIA PLANNER: NC STATE GAME

24 MON	25 TUE	26 WED	27 THU	28 FRI	29 SAT	30 SUN
<p><b>Practice (9:25 a.m.)</b> Greentree Practice Fields</p> <p>Golden and requested players available to media after practice</p>	<p><b>Practice (9:25 a.m.)</b></p> <p><b>Weekly Press Conference</b> Edgerrin James Room 12-12:30 p.m. (Players) 12:30-1 p.m. (Golden)</p> <p><b>Hurricane Hotline</b> 7-9 p.m. (The Grove Spot)</p>	<p><b>Practice (9:25 a.m.)</b> Greentree Practice Fields</p> <p>Golden and requested players available to media after practice</p> <p><b>ACC Teleconference</b> 12:20 p.m.</p>	NO AVAILABILITY	NO AVAILABILITY	<p><b>Miami vs NC State</b> 12 p.m. (ESPN)</p> <p><b>Postgame Press Conference</b> <i>Miami locker room is closed</i></p> <p>AI Golden, 20 minutes after conclusion of game; players immediately after</p>	<p><b>AI Golden Teleconference</b> 4:30 p.m.</p> <p><b>No Player Availability</b></p>

## ACC INJURY REPORT

### POST GEORGIA TECH

#### Surgery/Out for the season:

Malcolm Lewis	Lower Extremity
Ramon Buchanan	Lower Extremity
Sean McNally	Lower Extremity

*Next injury report will be Thursday morning prior to the NC State game*

## MEDIA INFORMATION

### COVERING THE HURRICANES

Interview requests for players and coaches after practice must be submitted by Noon the previous day. Member members wishing to write feature stories should submit feature story requests to **Chris Yandle** (c.yandle@miami.edu) by 3 p.m. Sunday.

Yandle and the Miami Communications Staff will make every effort to schedule a separate time to accommodate those requests. Because of time constraints and academic/meeting obligations, media members may only request two (2) student-athletes and/or assistant coaches for post-practice interviews

### ACC TELECONFERENCE

Miami head coach **AI Golden** and the league's other 11 coaches will be featured on a weekly teleconference each Wednesday during the 2012 football season from 10:30 a.m. to 12:30 p.m., beginning Aug. 29, and concluding Nov. 21.

Each coach will have 10 minutes to make an opening statement and answer questions. There will be an audiofile available of each teleconference on the Conference's official website (theACC.com) each Wednesday afternoon as well as a written transcript of the call.

Golden's schedule time is 12:20 p.m. to 12:30 p.m. ET each Wednesday. Media representatives wishing to participate in the teleconference should contact the ACC Communications Office.

### HURRICANE HOTLINE

*Hurricane Hotline* is a weekly two-hour show hosted by **Joe Zagacki** and **Don Bailey Jr.** and airs Tuesday or Wednesday nights from 7-9 p.m. during the season at The Grove Spot (3324 Virginia Street, Coconut Grove).

*Hurricane Hotline* features interviews with UM head coach **AI Golden**, players, coaches and other Miami personnel as well as other featured guests. Fans are encouraged to listen on 560 WQAM or view the show in-person at The Grove Spot.

### RAISING CANES

*Raising Canes*, the award-winning all-access show produced by 3Penny Films, is back. Check out HurricaneSports.com for

## QUICK HITS

- Through four games, 17 freshmen have seen action for the Miami Hurricanes, including 14 true freshmen.
- Five freshmen have started at least one game for the Miami Hurricanes — true freshman RT **Ereck Flowers**, true freshman RB **Duke Johnson**, true freshman WR **Malcolm Lewis**, true freshman S **Deon Bush** and redshirt freshman LB **Eddie Johnson**.
- Freshman RB **Duke Johnson** has earned back-to-back Paul Hornung Award Weekly Honor Roll honors.
- In the first 16 games of the **AI Golden** era, Miami has used 13 different defensive starting lineups.
- Notable Miami ACC statistical rankings: 2nd in kickoff returns (28.86), 4th in rushing offense (154.33), 5th in net punting (38.85), 5th in turnover margin (.00) and 6th in scoring offense (30.67).
- Notable Miami NCAA statistical rankings: 15th in kickoff returns, 41st in net punting, 154th in turnover margin, 58th in scoring offense and 68th in rushing offense.
- Duke Johnson** ACC statistical rankings: 1st amongst all-purpose runners (209.50); 2nd in kickoff returns (30.40); 3rd in scoring among non-kickers (9.00) and 3rd in rushing (80.00)
- Duke Johnson** NCAA statistical rankings: 1st amongst all-purpose runners; 131st in scoring; 15th in kickoff returns and tied for 61st in rushing.
- Junior QB **Stephen Morris** ranks fourth among ACC quarterbacks in passing yards per game (267.2) and fifth in total offense (274.5).
- Freshman DE **Tyriq McCord** and DE **Anthony Chickillo** are tied for fifth in the ACC and tied for 91st nationally in sacks per game (.50). Chickillo is also tied for first in the ACC with .50 fumble recoveries per game.
- Senior PK **Jake Wieclaw** is tied for second in the ACC and tied for 13th nationally in FG per game (1.75).
- College Sports Madness has named Miami DE **Anthony Chickillo** Madness ACC Defensive Player of the Week for his exceptional performance against Georgia Tech. The sophomore was in on a career-high seven tackles, leading the Canes with three for loss and recording the game's only sack.
- Nearly 70 of Miami's 2012 roster hails from Florida (67 players), including 21 that hail from Miami-Dade County.

## NC STATE SERIES HISTORY

- Saturday will mark the 14th series meeting, which dates back to 1939. Miami leads the all-time series, 7-5-1, but NC State has won the last two meetings by a combined score of 57-44.
- Miami and NC State have only met three times as ACC members, with the Wolfpack holding a 2-1 advantage in the ACC-only series.
- No active player on Miami's roster has faced NC State.

## A WIN BY MIAMI WOULD...

- Give the Hurricanes their first three-game winning streak under **AI Golden** and first since the 2009 season.
- Give the Hurricanes a 2-0 record on the season at Sun Life Stadium.
- Give the Hurricanes their first 3-0 ACC start since 2004 — the first season in the conference.
- Give the Hurricanes their first 4-1 start to the season since 2009.

## #ROOKIECANES

- In Miami's fourth game of the season, 16 freshmen (13 true freshmen) played at Georgia Tech.
- True freshman OL **Ereck Flowers** made his fourth consecutive start at right tackle. On the defensive side of the ball, redshirt freshman LB **Eddie Johnson** made his third start and true freshman **Deon Bush** made his second consecutive start at safety.
- RB **Duke Johnson** tallied 200 all-purpose yards (72 rush, 38 receiving, 90 return) and now ranks first in the NCAA with 209.5 yards per game.
- In his third start, **Eddie Johnson** led the Canes with nine tackles (six solo stops) including the overtime stop of QB **Tevin Washington** on 4th-and-1.

## DUO HONORED AS ACC PLAYERS OF THE WEEK

- Sophomore WR **Phillip Dorsett** and redshirt freshman LB **Eddie Johnson** were named Atlantic Coast Conference Receiver and Linebacker of the Week, respectively, Monday.
- It is the career-first weekly honor for both players. Monday also marked the third time in four weeks that Miami has earned at least one ACC Player of the Week honor. Freshman RB **Duke Johnson** was named ACC Rookie of the Week on Sept. 3 and Sept. 17.
- Dorsett tallied career highs with nine receptions for 184 yards and a touchdown in Miami's thrilling 42-36 come-from-behind overtime win at Georgia Tech. His first catch of the game came on a career-long 65-yard TD reception in the first quarter, and his 184 receiving yards are the seventh-most in a single game in school history. The Fort Lauderdale, Fla., native also added a 41-yard reception in the second quarter.
- Johnson had a career-high nine tackles (six solo stops) and assisted on a tackle-for-loss during Miami's win at Georgia Tech. His biggest tackle came on 4th-and-1 on Miami's 2-yard line in overtime as Johnson stopped Yellow Jacket QB Tevin Washington for no gain, giving the ball to Miami that led to the eventual game-winning overtime drive.

## PLENTY OF OPTIONS

- Miami has 14 different players that have at least one reception in the first four games of the season.
- **Allen Hurns, Rashawn Scott, Phillip Dorsett, Clive Walford, Malcolm Lewis, Duke Johnson, Devon Johnson, Mike James, Asante Cleveland, Kendal Thompkins, Eduardo Clements, Dyron Dye, Maurice Hagens and Herb Waters** each have at least one grab through two games.
- Sophomore WR **Phillip Dorsett** leads UM with 21 receptions and 273 receiving yards this season.

## MR. JAMES' CAREER DAY

- Through the first three games of the season, senior RB **Mike James** had not found the end zone. In Miami's 42-36 OT road win at Georgia Tech, James scored four times, including three rushing scores and the 25-yard game-winning scamper in overtime. James finished with 15 rushes for a career-high 89 yards and three scores. He also added a 10-yard TD reception.
- James became the second Hurricane in as many weeks to record four TDs in a game. Freshman RB **Duke Johnson** accomplished the feat against Bethune-Cookman. Prior to last week, the last UM player to score four times was **Tyrone Moss** in 2005 against North Carolina.

## MORE CAREER DAYS ON OFFENSE

- Junior QB **Stephen Morris** established career highs for yards (436), attempts (52) and completions (31) in Miami's 42-36 come-from-behind OT road win at Georgia Tech. Morris was the first Miami QB to throw for 400+ yards since **Ken Dorsey** (422) at West Virginia in 2002. Morris' 436 yards were the most by a UM QB since **Gina Torretta** threw for 485 against San Diego State in 1991.
- For the first time in his career, senior RB **Mike James** scored more than two touchdowns in a game. In fact, he reached the end zone four times against Georgia Tech, three times rushing and once on a reception.
- WRs **Phillip Dorsett** (184 yards on 9 receptions) and **Davon Johnson** (107 yards on 7 receptions) set career highs for both receiving yards and receptions.

## MIAMI'S THUNDER AND LIGHTNING

- Senior RB **Mike James** and freshman RB **Duke Johnson** have combined for 567 of Miami's 636 rushing yards on 87 through four games. The lightning-quick Johnson, who has already collected two ACC Rookie of the Week honors this season, has amassed 320 yards and four rushing TDs on 40 carries, while the bruising James has 247 yards and three touchdowns on 47 carries.
- The duo has combined for 160-plus rushing yards in three of Miami's first four games. In the Hurricanes' 41-32 season-opening win at Boston College, Johnson rushed for 135 yards, while James added 54 yards. Two weeks later, the pair amassed 171 yards — Johnson 94 yards and James 77 yards (both season highs).
- Johnson (6) and James (4) have combined for 10 of Miami's 16 total touchdowns this season.

## JAMES SELECTED TO ALLSTATE AFCA GOOD WORKS TEAM

- Senior RB **Mike James** is one of 22 student-athletes selected to the 2012 Allstate AFCA Good Works Team, announced by Allstate Insurance Company and the American Football Coaches Association.
- James is one of only 11 college football players from the Football Bowl Subdivision to be honored with the award, one of the most prestigious community service awards in all of college football. He is the sixth Miami Hurricane to be named to the Allstate AFCA Good Works Team, joining Robert Bass (1993), Tony Coley (1996), Ryan Clement (1997), Nate Books (1998) and Joaquin Gonzalez (2001).
- During his career at the University of Miami, James has contributed countless hours to supporting community service organizations in the Miami community, including volunteering for Empowered Youth, an organization providing mentoring to at-risk youth, serving as a project manager for the 2012 University of Miami Bone Marrow Drive and serving meals to the homeless with the Miami Rescue Mission. James has also been involved with The Ronald McDonald House, Rushing the Community and Canes on Patrol.

## RECORD BREAKDOWN

Current Streak .....	Won 2
Current Home Streak .....	Won 1
Current Road Streak .....	Won 1
Last Win .....	42-36 (OT) at Georgia Tech (9/22/12)
Last Road Win .....	42-36 (OT) at Georgia Tech (9/22/12)
Last Loss .....	52-13 to Kansas State (9/8/12)
Last Road Loss .....	52-13 to Kansas State (9/8/12)

	2012	GOLDEN
Home .....	1-0	5-3
Away .....	2-1	4-4
Natural Grass .....	2-0	8-6
Artificial Turf .....	1-1	1-1
vs. Ranked Opponents .....	0-1	2-2

September .....	3-1	4-3
October .....	0-0	3-2
November .....	0-0	2-2
December .....	0-0	0-0

Leading at Halftime .....	2-0	7-1
Trailing at Halftime .....	1-1	1-6
Tied at Halftime .....	0-0	1-0
Scoring First .....	1-0	7-2
Opponent Scoring First .....	2-1	2-5

Score < 20 Points .....	0-1	1-3
Score 20+ Points .....	3-0	8-4
Score 30+ Points .....	3-0	6-1
Score 40+ Points .....	2-0	4-0
Opponent Scores < 20 Points .....	1-0	6-0
Opponent Scores 20+ Points .....	2-0	3-6
Opponent Scores 30+ Points .....	2-0	2-2
Opponent Scores 40+ Points .....	0-1	0-1

Gain < 20 First Downs .....	0-1	4-4
Gain 20+ First Downs .....	3-0	5-3
Opponent Gains < 20 First Downs .....	1-0	5-2
Opponent Gains 20+ First Downs .....	2-1	4-5

More Rushing Yards Than Opponent .....	1-0	3-3
Fewer Rushing Yards Than Opponent .....	2-1	6-4
Rush For < 100 Yards .....	0-1	2-2
Rush For 100+ Yards .....	3-0	7-5
Opponent Rushes For < 100 Yards .....	1-0	1-1
Opponent Rushes For 100+ Yards .....	2-1	8-6

More Passing Yards Than Opponent .....	2-1	6-5
Fewer Passing Yards Than Opponent .....	1-0	3-2
Pass For < 200 Yards .....	0-0	2-1
Pass For 200+ Yards .....	3-1	7-6
Opponent Passes For < 200 Yards .....	2-0	6-3
Opponent Passes For 200+ Yards .....	1-1	3-4

More Total Yards Than Opponent .....	2-0	7-4
Fewer Total Yards Than Opponent .....	1-1	2-3
Gain < 300 Total Yards .....	0-1	1-1
Gain 300+ Total Yards .....	3-0	8-6
Opponent Gains < 300 Total Yards .....	0-0	3-1
Opponent Gains 300+ Total Yards .....	3-1	6-6

Commit No Turnovers .....	0-0	1-2
Commit < 3 Turnovers .....	3-0	7-1
Commit 3+ Turnovers .....	0-1	1-4
Force < 3 Turnovers .....	2-1	7-5
Force 3+ Turnovers .....	1-0	2-2

Commit < 6 Penalties .....	0-1	4-3
Commit 6+ Penalties .....	3-0	5-4

3rd Down % < 25 .....	0-0	0-1
3rd Down % 25-49 .....	1-1	5-5
3rd Down % 50+ .....	2-0	4-1
Opponent 3rd Down % < 25 .....	0-0	1-0
Opponent 3rd Down % 25-49 .....	3-0	7-4
Opponent 3rd Down % 50+ .....	0-1	1-3

Trail Time of Possession .....	3-1	7-3
Lead Time of Possession .....	0-0	2-4

**QUICK FACTS**

**UNIVERSITY INFORMATION**

Location	Coral Gables, Fla.
Enrollment	15,629
Founded	1925
Nickname	Hurricanes
Colors	Orange (PMS 1665), Green (PMS 3435) and White
President	Donna E. Shalala
Athletics Director	Shawn Eichorst
Conference / Division	Atlantic Coast Conference / Coastal
Stadium / Capacity	Sun Life Stadium / 74,916
Press Box Phone	305-943-8060
Ticket Office Phone	1-800-GO-CANES (462-2637)

**COACHING STAFF**

Head Coach	Al Golden
Record at Miami	9-7 (2nd season)
Career Record	36-41 (7th season)
Assistant Head Coach / Def. Coord.	Mark D'Onofrio
Offensive Coordinator / Quarterbacks	Jedd Fisch
Senior Defensive Assistant / DL	Jethro Franklin
Tight Ends / National Recruiting Coord.	Brennan Carroll
Running Backs / FL Recruiting Coord.	Terry Richardson
Offensive Line	Art Kehoe
Wide Receivers / Passing Game Coord.	George McDonald
Defensive Backs	Paul Williams
Linebackers / Special Teams Coord.	Micheal Barrow
Graduate Assistant / Defense	Phillip Eisenstein
Graduate Assistant / Offense	DJ Hernandez

**SUPPORT STAFF**

Director of Football Operations	Don Corzine
Director of Player Development	Ryan McNamee
Senior Football Operations Coordinator	Hurlie Brown
Assistant Director of Football Operations	Rob Messinger
Coordinator of Football Operations	Matt Doherty
Coordinator of Football Operations	Lindsay Bohlen
Administrative Assistant to Head Coach	Myrna Schneider
Head Football Athletic Trainer	Vinny Scavo
Head Strength & Conditioning Coach	Andreu Swasey
Assistant Strength & Conditioning Coach	Cols Colas
Assistant Strength & Conditioning Coach	Victor Ishmael
Equipment Manager	Bobby Revilla

**COMMUNICATIONS (FOOTBALL)**

Director of Communications	Chris Yandle
Cell	786-877-9368
E-mail	c.yandle@miami.edu
Twitter	@ChrisYandle
Assistant Director	Scott Zavitz
Cell	305-342-1424
E-mail	szavitz@miami.edu
Twitter	@SZavitz
Assistant Director	Jimmy Gill
Cell	786-422-4029
E-mail	jjgill@miami.edu
Twitter	@JGill027
Website	<a href="http://www.HurricaneSports.com">www.HurricaneSports.com</a>
Football Blog	<a href="http://www.TheUFootball.com">www.TheUFootball.com</a>
Mailing Address	5821 San Amaro Drive Coral Gables, FL 33146

**OFFENSIVE DRIVES OFF THE CHARTS**

- Through the first three games, Miami had only two scoring drives that went for 10+ plays. During the Hurricanes' road win at Georgia Tech, Miami engineered three scoring drives of 10+ plays.
- Against Georgia Tech, Miami posted season-bests for plays (17), yards (91) and time of possession (5:33) — all on three separate scoring drives.
- Miami's two-play drive in overtime was its shortest scoring drive of the season.

**WHAT WE'VE LEARNED FROM @BYTIMREYNOLDS**

- GT's (non-redshirted) seniors: 0-4 vs. Miami.
- Miami had 609 yards, its most against anyone since 628 vs. McNeese St 8/31/2000, most vs. a I-A opponent since 689 vs. UCLA 12/5/1998.
- Largest successful comeback for Miami (17 points) since 10/31/2009 at Wake Forest (also 17).
- Miami had lost 12 straight games when allowing at least 36 points.
- Most passing yards by a UM quarterback in a game: Torretta 485, Torretta 468, Erickson 467, Kosar 447, Stephen Morris 436 today.
- As you would expect, Canes are first team in America with two different 4-TD-in-a-game scorers this season.
- The tests will just keep coming for the Hurricanes. Current combined record of the eight remaining Miami opponents: 23-9.
- Canes have won two straight for just the 2nd time since November 2010. Chance this week for first 3-game win streak since October 2009.
- 53 teams have played at least two road games so far. Only eight have at least two road wins, Miami being one of them.
- Georgia Tech had been unbeaten at home since 2001 when scoring at least 36 points. Until yesterday, of course.
- Since 2008, Georgia Tech has gone at least 0-for-2 on 4th-down tries four times. Three of those instances are against Miami.
- Amazing Mike James stat: Before yesterday, the longest TD run of his Miami career was 7 yards. Had TD runs of 1, 15 and 25 yards yesterday.
- More Mike James: His career average TD run distance, before yesterday, was 2.5 yards.
- Canes had one 100-yard receiving effort in span of 16 games before yesterday -- when they had two.
- Final Canes recap stat of the morning: First time Miami had two 100-yard receivers since Quadtrine Hill/Andre Johnson vs. WVU 10/26/02.

**#DUUKE NOT SLOWING DOWN**

- In the first quarter against B-CU, Johnson returned a kickoff 95 yards for Miami's first score of the game. The return tied **Tremain Mack** (at Syracuse, 1996) for the eighth-longest kickoff return in Hurricanes history. It was Miami's third kickoff returned for a touchdown since 2005. In 2005 against Temple, **Devin Hester** had a 100-yard kickoff return and **Lamar Miller** notched an 88-yard kickoff return at Ohio State, Sept. 11, 2010.
- Johnson ranks first nationally with 209.50 all-purpose yards per game. That total is 49 yards per contest more than Maryland's Stefan Diggs, who ranks second in the Atlantic Coast Conference.
- Johnson already has four 50-plus yard TDs on the season. The same as the entire 2011 team.
- Against Boston College in the season-opener, Johnson became the first UM freshman RB to rush for 100 or more yards in first college game since **Clinton Portis** in 1999.

*\*(thanks to AP writer Tim Reynolds, @ByTimReynolds, for the note)*

**DUKE JOHNSON SCORING PLAYS**

OPPONENT	SCORING PLAY	DRIVE LENGTH
Boston College	54-yard run	1:51
Boston College	56-yard run	1:17
Bethune-Cookman	95-yard kickoff return	--
Bethune-Cookman	1-yard run	2:31
Bethune-Cookman	50-yard reception	2:09
Bethune-Cookman	28-yard run	1:24

**TWO-MINUTE OFFENSE**

- Eight of Miami's 20 scoring drives this season have needed less than two minutes.

**MIAMI SCORING DRIVES UNDER TWO MINUTES**

OPPONENT	SCORING PLAY	DRIVE LENGTH
at Boston College	Du. Johnson 54-yard run	1:51
at Boston College	Du. Johnson 56-yard run	1:17
at Boston College	Wieclaw 24-yard FG	0:46
at Kansas State	Wieclaw 27-yard FG	1:42
at Kansas State	Walford 2-yard pass from Williams	1:39
Bethune-Cookman	Wieclaw 20-yard FG	0:35
at Georgia Tech	Dorsett 65-yard pass from Morris	0:57
at Georgia Tech	James 10-yard pass from Morris	1:33

## KENNEDY ENSHRINED IN PRO FOOTBALL HALL OF FAME

- Former All-American **Cortez Kennedy** was officially enshrined into the Pro Football Hall of Fame on August 4. The defensive tackle is the fifth Hurricane to earn the honor, joining **Jim Otto** (1980), **Ted Hendricks** (1990), **Jim Kelly** (2002) and **Michael Irvin** (2007) in Canton.
- Kennedy registered 58 sacks and scored one touchdown on a fumble recovery in his 11-season career with the Seattle Seahawks. The No. 3 overall pick in the 1990 NFL Draft, Kennedy had a streak of 116 games played, earned selection to eight Pro Bowls (1992-97, 1999, 2000) and missed just nine games out of a possible 176 in his career.
- As a senior defensive tackle in 1989, he emerged as a dominant force on what many considered to be the nation's top defensive line unit. Kennedy started all 12 games and his tenacious defense helped lead UM to a 11-1 season, a victory in the Sugar Bowl over Alabama and the 1989 National Championship. He earned second team AP All-American honors.

## 'MAD STORK' ON ACC LEGENDS CLASS OF 2012 ROSTER

- Former Hurricanes DE and Pro Football Hall of Fame DE **Ted Hendricks** is a member of the Atlantic Coast Conference's Class of 2012 Dr Pepper ACC Football Championship Game Legends.
- Hendricks, known as the "Mad Stork" for his tall (6-7), angular build and his dominating defensive play, started three seasons at defensive end for the Miami Hurricanes under coach Charlie Tate. A three-time All-America for the Hurricanes, he earned consensus, first-team All-America honors in 1967 and 1968, and led Miami to a 20-11-1 record. He ended his collegiate career as Miami's all-time leading tackler with 318 hits in 1968. That year, he was named UPI National Lineman of the Year and finished 5th in the Heisman Trophy balloting.
- He went on to a spectacular 15-year NFL career as an outside linebacker playing in 215 consecutive games with the Baltimore Colts, Green Bay Packers, Oakland and L.A Raiders. During his time in the NFL, he helped lead his teams to four Super Bowl championships, was an eight-time Pro Bowl selection, four times selected as an All-Pro and five times named second-team All-Pro. He was inducted into the National Football Foundation and College Hall of Fame in 1987 and was named to the Pro Football Hall of Fame in 1990. He was named to the NFL's 75th Anniversary All-Time team and to the NFL's All-Decade team of the 1970's.
- He was inducted into the University of Miami Hall of Fame in 1980, to its Ring of Honor in 1997 and had his jersey number—number 89—retired, also in 1997.

### ALL-TIME MIAMI HURRICANES ACC LEGENDS

NAME, POSITION	INDUCTED
George Mira, QB	2005
Gino Torretta, QB	2006
Jim Kelly, QB	2007
Russell Maryland, DT	2008
Vinny Testaverde, QB	2009
Cortez Kennedy, DT	2010
Jim Otto, C	2011
Ted Hendricks, DE	2012

## #PROCANES

- More than 275 former Hurricanes have gone on to play professionally in the NFL.
- 38 Hurricanes have been a part of a Super Bowl-winning team and a total of 72 former Canes have played in a Super Bowl.
- DT Dwayne Hendricks, DB Bruce Johnson, SS Kenny Phillips and DB Antrel Rolle were members of the Super Bowl XLVI champion New York Giants in 2011. DT Vince Wilfork also played in Super Bowl XLVI for the New England Patriots.
- 51 former Hurricanes are currently with NFL teams as of Sept. 23, 2012.

**AFC East (5):** Miami Dolphins (RB Lamar Miller, DE Olivier Vernon); New England Patriots (DT Marcus Forston, DL Vince Wilfork, TE Kellen Winslow)

**AFC North (8):** Baltimore Ravens (RB Damien Berry, LB Ray Lewis, T Bryant McKinnie, S Ed Reed, WR Tommy Streeeter); Cleveland Browns (WR Travis Benjamin); Pittsburgh Steelers (LB Sean Spence; CB DeMarcus Van Dyke)

**AFC South (7):** Houston Texans (T Rashad Butler, CB Brandon Harris, WR Andre Johnson, C Chris Myers, ILB Darryl Sharpton); Indianapolis Colts (WR Reggie Wayne); Tennessee Titans (LB Colin McCarthy)

**AFC West (6):** Denver Broncos (T Orlando Franklin, RB Willis McGahee, WLB D.J. Williams); Kansas City Chiefs (DE Allen Bailey, T Eric Winston); Oakland Raiders (TE Richard Gordon)

**NFC East (8):** New York Giants (DE Adewale Ojomo, CB Bruce Johnson, S Kenny Phillips, S Antrel Rolle); Philadelphia Eagles (TE Chase Ford); Washington Redskins (WR Leonard Hankerson, FS Brandon Meriweather, WR Santana Moss)

**NFC North (3):** Chicago Bears (WR Devin Hester); Detroit Lions (T Jason Fox); Green Bay Packers (CB Sam Shields)

**NFC South (7):** Atlanta Falcons (P Matt Boshier, DT Micanor Regis); Carolina Panthers (LB Jon Beason, TE Greg Olsen); New Orleans Saints (TE Jimmy Graham, LB Jon Vilma, OL Harland Gunn)

**NFC West (7):** Arizona Cardinals (DE Calais Campbell, RB Javarris James, WR LaRon Byrd); St. Louis Rams (LB Rocky McIntosh; OL Brandon Washington); San Francisco 49ers (LB Tavares Gooden, RB Frank Gore)

## HURRICANES RADIO NETWORK

Miami Hurricanes football games can be heard throughout the state of Florida on the Hurricane Sports Network, anchored by WQAM (560 AM). WQAM.com will also stream the game online free of charge.

### FLAGSHIP STATIONS

Miami / Fort Lauderdale	WQAM (560 AM)
Spanish (Caracol)	WSUA (1260 AM)
University of Miami	WVUM (90.5 FM)

### AFFILIATES

Miami / Fort Lauderdale	WQAM (560 AM)
Spanish (Caracol)	WSUA (1260 AM)
Belle Glade	WBGF (900 AM)
	WSWN (93.5 FM)
Coco Beach	WIXC (1060 AM)
Fort Myers	ESPN (770 AM)
Fort Pierce	WPSP (1590 AM)
Jacksonville	1010XL
Jupiter	WSTU (1450 AM)
Kissimmee	ESPN (1080 AM)
Key West	WKWF (1600 AM)
Marathon	WFFG (1300 AM)
Melbourne	WIXC (1060 AM)
Meritt Island	WIXC (1060 AM)
Naples	ESPN (770 AM)
Orlando	ESPN (1080 AM)
Port St. Lucie	WPSP (1590 AM)
St. Augustine	XLAM (1010 AM)
St. Petersburg	WMGG (1470 AM)
	ESPN (1040 AM)
Stuart	WSTU (1450 AM)
Tampa	ESPN (1040 AM)
	WWBA (820 AM)
	WMGG (1470 AM)
Titusville	WIXC (1060 AM)
West Palm Beach	ESPN (760 AM)

## MIAMI MEDIA EMAIL LIST

### Releases Available via Email

Media members interested in receiving Miami football releases via email should send requests to **Chris Yandle** (c.yandle@miami.edu) and **Scott Zavitz** (szavitz@miami.edu).

### Game Day Media Policies

Only working media will be admitted to the Sun Life Stadium press box. Seats will be issued according to the following criteria:

1. State newspapers by circulation, wire services, national publications, newspapers from opponent's area and student newspapers from UM and opposing schools.
2. Other daily newspapers, with preference to those that regularly cover UM.
3. Radio and TV personnel not broadcasting, but considering reporting.
4. Non-daily newspapers, with preference to those which regularly cover Miami Football.
5. Professional football scouts.
6. Freelance and/or non-daily writers may be asked to produce copies of actual publications in which their work has appeared. In some cases, these materials will be required as verification of the writers' status.

# DEPTH CHART

## OFFENSE (PRO)

<b>WR</b>	<b>80</b>	<b>RASHAWN SCOTT</b>	<b>6-2, 190, So.</b>
	86	Herb Waters	6-2, 185, Fr.
<b>LT</b>	<b>79</b>	<b>MALCOLM BUNCHE -OR-</b>	<b>6-7, 325, RSo.</b>
	77	<b>SEANTREL HENDERSON</b>	<b>6-8, 340, Jr.</b>
<b>LG</b>	<b>70</b>	<b>JONATHAN FELICIANO</b>	<b>6-5, 314, RSo.</b>
	68	Jeremy Lewis	6-4, 316, RSr.
<b>C</b>	<b>62</b>	<b>SHANE MCDERMOTT</b>	<b>6-4, 295, RSo.</b>
	75	Jared Wheeler	6-5, 314, RJr.
<b>RG</b>	<b>65</b>	<b>BRANDON LINDER</b>	<b>6-6, 308, Jr.</b>
	78	Jermaine Johnson -OR-	6-6, 316, RJr.
	63	Daniel Isidora	6-4, 320, Fr.
<b>RT</b>	<b>74</b>	<b>ERECK FLOWERS -OR-</b>	<b>6-6, 314, Fr.</b>
	55	<b>BEN JONES</b>	<b>6-5, 310, Sr.</b>
<b>TE</b>	<b>49</b>	<b>DYRON DYE</b>	<b>6-5, 255, RJr.</b>
	46	Clive Walford	6-4, 250, RSo.
	82	Asante Cleveland	6-5, 263, Jr.
<b>FB</b>	<b>33</b>	<b>MAURICE HAGENS</b>	<b>5-11, 240, Jr.</b>
	43	Sean Harvey	6-4, 262, RSo.
<b>QB</b>	<b>17</b>	<b>STEPHEN MORRIS</b>	<b>6-2, 214, Jr.</b>
	11	Ryan Williams	6-5, 221, RSo.
<b>RB</b>	<b>5</b>	<b>MIKE JAMES</b>	<b>5-11, 220, Sr.</b>
	8	Duke Johnson	5-9, 188, Fr.
	23	Eduardo Clements	5-9, 195, Jr.
<b>WR</b>	<b>4</b>	<b>PHILLIP DORSETT</b>	<b>5-10, 185, So.</b>
	83	Kendal Thompkins	5-10, 182, RSr.
<b>WR</b>	<b>1</b>	<b>ALLEN HURNS</b>	<b>6-3, 192, Jr.</b>
	24	Davon Johnson	6-0, 188, Sr.

## SPECIALISTS

<b>P</b>	<b>13</b>	<b>DALTON BOTTS</b>	<b>6-3, 205, Sr.</b>
	40	Jake Wieclaw	6-2, 193, RSr.
<b>FG</b>	<b>40</b>	<b>JAKE WIECLAW</b>	<b>6-2, 193, RSr.</b>
	18	Matt Goudis	6-0, 170, RFr.
<b>KO</b>	<b>40</b>	<b>JAKE WIECLAW</b>	<b>6-2, 193, RSr.</b>
	18	Matt Goudis	6-0, 170, RFr.
<b>H</b>	<b>13</b>	<b>DALTON BOTTS</b>	<b>6-3, 205, Sr.</b>
	11	Ryan Williams	6-5, 221, RSo.
<b>LS</b>	<b>61</b>	<b>PAUL KELLY</b>	<b>6-1, 262, RSr.</b>
<b>SS</b>	<b>61</b>	<b>PAUL KELLY</b>	<b>6-1, 262, RSr.</b>
	65	Brandon Linder	6-6, 308, Jr.
<b>PR</b>	<b>4</b>	<b>PHILLIP DORSETT</b>	<b>5-10, 185, So.</b>
	8	Duke Johnson	5-9, 188, Fr.
<b>KR</b>	<b>4</b>	<b>PHILLIP DORSETT</b>	<b>5-10, 185, So.</b>
	8	Duke Johnson	5-9, 188, Fr.

## DEFENSE (4-3)

<b>DE</b>	<b>71</b>	<b>ANTHONY CHICKILLO</b>	<b>6-4, 262, So.</b>
	99	Jelani Hamilton	6-5, 271, Fr.
<b>DT</b>	<b>98</b>	<b>DARIUS SMITH</b>	<b>6-2, 315, Sr.</b>
	72	Earl Moore -OR-	6-1, 300, Fr.
	92	Jalen Grimble	6-2, 295, So.
<b>DT</b>	<b>91</b>	<b>OLSEN PIERRE</b>	<b>6-4, 300, So.</b>
	67	Corey King -OR-	6-1, 295, RFr.
	93	Luther Robinson	6-3, 288, RJr.
<b>DE</b>	<b>51</b>	<b>SHAYON GREEN</b>	<b>6-3, 260, RJr.</b>
	94	Kelvin Cain -OR-	6-3, 245, So.
	17	Tyriq McCord	6-3, 236, Fr.
<b>OLB</b>	<b>44</b>	<b>EDDIE JOHNSON</b>	<b>6-1, 238, RFr.</b>
	34	Thurston Armbrister	6-3, 222, So.
	58	Gabe Terry	6-3, 215, Fr.
<b>MLB</b>	<b>59</b>	<b>JIMMY GAINES</b>	<b>6-3, 230, Jr.</b>
	36	Gionni Paul	6-1, 230, So.
<b>OLB</b>	<b>31</b>	<b>TYRONE CORNILEUS</b>	<b>6-2, 210, Jr.</b>
	59	Jimmy Gaines	6-3, 230, Jr.
	57	Nantambu-Akil Fentress	5-9, 205, So.
<b>CB</b>	<b>20</b>	<b>THOMAS FINNIE</b>	<b>5-10, 183, So.</b>
	3	Tracy Howard	5-11, 185, Fr.
<b>S</b>	<b>2</b>	<b>DEON BUSH</b>	<b>6-1, 190, Fr.</b>
	22	Kacy Rodgers II	6-2, 210, Jr.
<b>S</b>	<b>30</b>	<b>A.J. HIGHSMITH</b>	<b>6-0, 202, RJr.</b>
	7	Vaughn Telemaque	6-2, 204, RSr.
	29	Rayshawn Jenkins	6-1, 203, Fr.
<b>CB</b>	<b>21</b>	<b>BRANDON MCGEE</b>	<b>6-0, 194, Sr.</b>
	39	Antonio Crawford -OR-	5-11, 188, Fr.
	37	Ladarius Gunter	6-2, 198, Jr.

## PRONUNCIATION GUIDE

JaWand Blue	Juh-Wand
Ramon Buchanan	Ray-mon, like Raymond
Akil Craig	Ah-keel
Nantambu-Akil Fentress	Non-tam-bu Ah-keel
Taylor Gadbois	Gad-bwah
Matt Goudis	Goo-dis
Shayon Green	Shay-on
Alex Irastorza	I-ruh-stor-zuh
Dequan Ivery	Dey-quan
Davon Johnson	Duh-vahn
D'Mauri Jones	Duh-maury
Tyriq McCord	Ty-reek
Andrew Swasey	Sway-zee
Vaughn Telemaque	Tell-uh-mock
Jake Wieclaw	Why-claw

# PLAYER PROFILES

## 34 • THURSTON ARMBRISTER LB

6-3 • 222 • So. • Hollywood, Fla.

- Started first career game at BC, making three total tackles
- Had two tackles off the bench at Kansas State
- One solo and one assisted tackle in home opener
- Registered three tackles at Georgia Tech
- Member of the practice squad in 2011

### CAREER STATISTICS

#### DEFENSIVE

YEAR	G	UT	AT	TT	TFL-YDS	QBS-YDS	FF/FR	PBU	INT-YDS
2012	4	8	2	10	0-0	0-0	0/0	0/0	0-0

### CAREER BESTS

#### DEFENSIVE

Tackles: 3, two times (last at Georgia Tech, 2012)  
Solo Tackles: 3, at Georgia Tech, 2012

## 13 • DALTON BOTTS P

6-3 • 207 • Sr. • Taft, Calif.

- Recorded one of two punts inside the 20 at Georgia Tech
- Landed three punts inside the 20 with a long of 51 yards against Bethune-Cookman
- Punted four times at Kansas State (40.0 avg.)
- Averaged 40.6 yards on five punts at Boston College
- 2012 Preseason All-ACC selection, Ray Guy Award nominee
- Served as team's punter in all 12 games in 2011
- Finished season second-best in ACC in punt average at 42.7 yards per punt

### CAREER STATISTICS

#### PUNTING

YEAR	G	NO	YDS	LG	AVG
2011	12	48	2,051	62	42.7
2012	3	13	538	51	41.4
Career	15	61	2,589	62	42.4

### CAREER BESTS

#### PUNTING

Punts: 8, at USF, 2011  
Yards: 347, at USF, 2011  
Long: 62, vs. Boston College, 2011  
Average: 47.8, vs. Ohio State, 2011

## 79 • MALCOLM BUNCHE OL

6-7 • 323 • RSo. • Newark, Del.

- Started at Georgia Tech, as offensive line did not allow a sack
- Started and part of offensive line that did not allow a sack and rushed for 215 yards against Bethune-Cookman
- Started at left tackle against Boston College, part of offensive line that only allowed one sack and helped accumulate 208 yards rushing
- Started at left tackle against Kansas State
- Saw action in eight games in 2011, earning start against Virginia
- Enrolled at Miami in January 2010, sat out 2010 season and redshirted to retain eligibility

## 2 • DEON BUSH DB

6-1 • 195 • Fr. • Miami, Fla.

- Had three tackles, including one for a loss, at Georgia Tech
- Made first career start at safety against Bethune-Cookman and made three solo tackles and one pass break up
- Made six solo tackles and forced a fumble at Kansas State
- Appeared in first career game at Boston College, making four unassisted tackles
- Had 40 stops and seven interceptions as a senior at Columbus HS

### CAREER STATISTICS

#### DEFENSIVE

YEAR	G	UT	AT	TT	TFL-YDS	QBS-YDS	FF/FR	PBU	INT-YDS
2012	4	16	0	16	1.0-2	0-0	1/0	1	0-0

### CAREER BESTS

#### DEFENSIVE

Tackles: 6, at Kansas State, 2012  
Solo Tackles: 6, at Kansas State, 2012

## 94 • KELVIN CAIN DL

6-4 • 245 • Jr. • Clovis, Calif.

- Had one tackle at Kansas State and three against Bethune-Cookman
- Made three tackles in the opener at Boston College
- Saw action in nine game in 2011 with two starts
- Return an interception for a touchdown against Bethune-Cookman in 2011

### CAREER STATISTICS

#### DEFENSIVE

YEAR	G	UT	AT	TT	TFL-YDS	QBS-YDS	FF/FR	PBU	INT-YDS
2010	10	9	3	12	1.0-8	1.0-8	1/1	0	0-0
2011	9	15	5	20	0.0-0	0.0-0	1/0	0	1-59
2012	4	4	4	8	0.0-0	0.0-0	0/0	0	0-0
Career	23	28	12	40	1.0-8	1.0-8	2/1	0	1-59

### CAREER BESTS

#### DEFENSIVE

Tackles: 9, at Duke, 2010  
Solo Tackles: 6, at Duke, 2010  
Tackles-for-Loss: 1.0, at Duke, 2010  
Interceptions: 1, vs. Bethune-Cookman, 2011

## 71 • ANTHONY CHICKILLO DL

6-4 • 265 • So. • Tampa, Fla.

- Recorded seven solo tackles, three for a loss, and one sack at Georgia Tech
- Had five tackles and a fumble recovery in start against Bethune-Cookman
- Recorded a sack in a start at Kansas State
- Started at defensive end against Boston College
- Saw action in all 12 games in 2011, including starts in final nine contests of season
- Finished third in ACC Defensive Rookie of the Year Award voting
- Ended season tied for team lead with five sacks
- Had seventh-most tackles on team with 38 (15 solo, 23 assists)
- Recorded career-first sack against No. 17 Ohio State
- Finished with four tackles and 1.5 sacks against B-CU
- Registered season-high eight tackles against No. 21 Virginia Tech

### CAREER STATISTICS

#### DEFENSIVE

YEAR	G	UT	AT	TT	TFL-YDS	QBS-YDS	FF/FR	PBU	INT-YDS
2011	12	15	23	38	6.5-25	5.0-20	1/1	0	0-0
2012	4	14	2	16	4.0-12	2.0-6	0/2	0	0-0
Career	16	29	25	54	10.5-37	7.0-26	1/3	0	0-0

### CAREER BESTS

#### DEFENSIVE

Tackles: 8, at Virginia Tech, 2011  
Solo Tackles: 7, at Georgia Tech, 2012  
Tackles-for-Loss: 3.0, at Georgia Tech, 2012  
Sacks: 1.5, vs. Bethune-Cookman, 2011

## 23 • EDUARDO CLEMENTS RB

5-9 • 192 • Jr. • Miami, Fla.

- Rushed for 37 yards and a touchdown in win against Bethune-Cookman
- Scored the first UM touchdown in 2012 with a 1-yard plunge at Boston College
- Saw action in all 12 games in 2011, including an increasing role on offense as season progressed
- Registered career-high 37 rushing yards against Bethune-Cookman, including season-best 22-yard run
- Caught four passes for career-high 41 yards against USF
- Registered four receptions against Boston College ... Finished season with 245 all-purpose yards (82 rushing, 163 receiving)
- Finished 2011 with nine tackles

### CAREER STATISTICS

#### RUSHING

YEAR	G	ATT	YDS	AVG	TD	LG
2010	12	8	32	4.0	0	11
2011	12	15	82	5.5	1	22
2012	4	13	46	3.5	2	10
Career	28	36	160	4.4	3	22

#### RECEIVING

YEAR	G	REC	YDS	AVG	TD	LG
2010	12	1	9	9.0	0	9
2011	12	14	163	11.6	0	24
2012	4	1	6	6.0	0	6
Career	28	16	178	11.1	0	24

### CAREER BESTS

#### RUSHING

Carries: 5, vs. two opponents (last vs. Bethune-Cookman, 2012)  
Yards: 37, vs. two opponents (last vs. Bethune-Cookman, 2012)  
Touchdowns: 1, multiple times (last vs. Bethune-Cookman, 2012)  
Longest Run: 22, vs. Bethune-Cookman, 2011

#### RECEIVING

Receptions: 4, twice (last at USF, 2011)  
Yards: 41, at Florida State, 2011  
Longest Reception: 24 at Virginia Tech, 2011

## 82 • ASANTE CLEVELAND TE

6-5 • 260 • Jr. • Sacramento, Calif.

- Made two catches in the season opener at Boston College
- Saw action in eight games in 2011, mainly on special teams
- Recorded one catch of 2011 season on six-yard reception against Maryland
- Earned Scout Team Player of the Week honors heading into team's game against Duke

### CAREER STATISTICS

#### RECEIVING

YEAR	G	REC	YDS	AVG	TD	LG
2010	8	8	110	13.8	0	25
2011	8	1	6	6.0	0	6
2012	4	2	12	6.0	0	7
Career	20	11	128	11.6	0	25

### CAREER BESTS

#### RECEIVING

Receptions: 2, multiple times  
Yards: 34, vs. North Carolina, 2010  
Longest Reception: 25, vs. North Carolina, 2010

## 4 • PHILLIP DORSETT WR

5-9 • 187 • So. • Ft. Lauderdale, Fla.

- Had a 65-yard touchdown with career highs in receptions (nine) and yards (184) at Georgia Tech
- Led Miami with six receptions in win over Bethune-Cookman
- Made three catches for 31 yards in a start at Kansas State
- Started at wide receiver and punt returner at Boston College
- Saw action in all 12 games in 2011, earning first career start against USF
- Recorded season-high 41 yards on two catches against K-State
- Threw for 16-yard TD on trick play vs. No. 21 Virginia Tech
- Scored first touchdown of career against Duke
- Reeled in season-high three catches against USF

### CAREER STATISTICS

#### RECEIVING

YEAR	G	REC	YDS	AVG	TD	LG
2011	12	14	147	10.5	1	31
2012	4	21	273	13.0	1	65
Career	16	35	420	12.0	2	65

### CAREER BESTS

#### RECEIVING

Receptions: 9, at Georgia Tech, 2012  
Yards: 184, at Georgia Tech, 2012  
Longest Reception: 65, at Georgia Tech, 2012

# PLAYER PROFILES

## 70 • JON FELICIANO OL

6-5 • 314 • RSo. • Davie, Fla.

- Started all four games in 2012 at left guard
- Part of offensive line that did not allow a sack and rushed for 215 yards against Bethune-Cookman
- Part of line that did not allow a sack and totaled 609 yards at Georgia Tech
- Saw action in 10 games and earned eight starts in 2011
- Suffered injury midseason but returned to start two of team's final three games
- Finished with overall grade of 84 percent
- Allowed zero sacks on season

## 20 • THOMAS FINNIE DB

5-10 • 185 • So. • Miami, Fla.

- Two tackles in start against Bethune-Cookman
- Started at Kansas State and made two tackles and one pass breakup
- Made first career start with four tackles at Boston College
- Saw action in 11 games as a freshman
- Registered a tackle for loss at North Carolina

### CAREER STATISTICS

#### DEFENSIVE

YEAR	G	UT	AT	TT	TFL-YDS	QBS-YDS	FF/FR	PBU	INT-YDS
2011	11	10	4	14	1.0-4	0.0-0	0/0	1	0-0
2012	4	8	0	8	0.0-0	0.0-0	0/0	0	0-0
Career	15	18	4	22	1.0-4	0.0-0	0/0	1	0-0

### CAREER BESTS

#### DEFENSIVE

Tackles: 4, at Boston College, 2012  
Solo Tackles: 4, at Boston College, 2012  
Tackles-for-Loss: 1.0, at North Carolina, 2011

## 59 • JIMMY GAINES LB

6-3 • 232 • Jr. • Getzville, N.Y.

- Started at middle linebacker and notched seven total tackles at Georgia Tech
- Made three tackles in games at Boston College and Kansas State
- Earned 2011 starting job in camp, saw action in all 12 games
- Finished season with eight starts
- Recorded fifth-highest tackle total on team with 58
- Also recorded three tackles-for-loss
- Registered career-high nine tackles against North Carolina
- Had eight tackles in back-to-back games against Bethune-Cookman and No. 21 Virginia Tech

### CAREER STATISTICS

#### DEFENSIVE

YEAR	G	UT	AT	TT	TFL-YDS	QBS-YDS	FF/FR	PBU	INT-YDS
2010	5	0	1	1	0.0-0	0.0-0	0/0	0	0-0
2011	12	24	34	58	3.0-7	0.0-0	0/0	1	0-0
2012	4	8	6	14	1.0-7	0.0-0	0/0	1	0-0
Career	21	32	41	73	4.0-14	0.0-0	0/0	2	0-0

### CAREER BESTS

#### DEFENSIVE

Tackles: 9, at North Carolina, 2011  
Solo Tackles: 4, three times  
Tackles-for-Loss: 1.5 at Virginia Tech, 2011

## 51 • SHAYON GREEN DL

6-3 • 260 • RJr. • Tifton, Ga.

- Recorded five tackles at Georgia Tech
- Had a game-high eight tackles against Bethune-Cookman
- Led team and set a career-high with eight tackles at Kansas State (one tackle for 19-yard loss)
- Game captain and made start at Boston College with seven tackles
- Saw action in four games, battling injuries throughout 2011
- Finished season with seven tackles (four solo, three assists)
- Earned Scout Team Player of the Week honors heading into team's game against Kansas State in 2011

### CAREER STATISTICS

#### DEFENSIVE

YEAR	G	UT	AT	TT	TFL-YDS	QBS-YDS	FF/FR	PBU	INT-YDS
2010	2	1	0	1	0.0-0	0.0-0	0/0	0	0-0
2011	4	4	3	7	0.5-1	0.0-0	0/0	0	0-0
2012	4	17	11	28	1.5-20	0.0-0	0/0	1	0-0
Career	10	22	14	36	2.0-21	0.0-0	0/0	1	0-0

### CAREER BESTS

#### DEFENSIVE

Tackles: 8, vs. two opponents (last vs. Bethune-Cookman, 2012)  
Solo Tackles: 5, vs. two opponents (last vs. Bethune-Cookman, 2012)  
Tackles-for-Loss: 1.0, at Kansas State, 2012

## 3 • TRACY HOWARD DB

5-11 • 185 • Fr. • Miramar, Fla.

- Made one tackle in career-first game at Boston College
- Rated five-star recruit by *Rivals.com* and *Scout.com*
- No. 1 cornerback prospect, No. 3 overall prospect in Florida and No. 18 on ESPNU150 according to ESPN
- No. 1 cornerback prospect, No. 3 overall prospect in state of Florida and No. 13 overall prospect in nation by *Rivals.com*
- 2012 U.S. Army All-American Game selection
- Made more than 50 stops and had 10 interceptions as senior

### CAREER STATISTICS

#### DEFENSIVE

YEAR	G	UT	AT	TT	TFL-YDS	QBS-YDS	FF/FR	PBU	INT-YDS
2012	4	1	2	3	0.0-0	0.0-0	0/0	0	0-0

### CAREER BESTS

#### DEFENSIVE

Tackles: 1, vs. multiple opponents (last, vs. Bethune-Cookman, 2012)

## 1 • ALLEN HURNS WR

6-3 • 195 • Jr. • 2L • Carol City, Fla.

- Made two receptions at Georgia Tech
- 2012 Biletnikoff Award Watch List member
- Had two receptions, including one for 22 yards, in start at Kansas State
- Started at wide receiver at Boston College and recorded a career-high 81 yards
- Played in all 12 games in 2011, recording seven starts
- Finished third on team in catches (31) and yards (415)
- Had four catches for 69 yards in season opener against Maryland
- Scored first two touchdowns of career in six-catch, 54-yard performance against No. 17 Ohio State

### CAREER STATISTICS

#### RECEIVING

YEAR	G	REC	YDS	AVG	TD	LG
2010	9	0	0	0.0	0	0
2011	12	31	415	13.4	4	41
2012	3	12	123	10.2	0	22
Career	24	43	538	12.5	4	41

### CAREER BESTS

#### RECEIVING

Receptions: 6, vs. Ohio State, 2011  
Yards: 81, at Boston College, 2012  
Touchdowns: 2, vs. Ohio State, 2011  
Longest Reception: 41, at Virginia Tech, 2011

## 5 • MIKE JAMES RB

5-11 • 222 • Sr. • Haines City, Fla.

- Racked up three rushing touchdowns (career-high 89 yards) and one receiving touchdown in win at Georgia Tech - scored game-winning touchdown in overtime
- Set a career-high with 15 carries at Georgia Tech
- Named to Allstate AFCA Good Works Team
- Averaged 8.6 yards per rush on nine carries in win over Bethune-Cookman
- Game captain and starting running back in both games

### CAREER STATISTICS

#### RUSHING

YEAR	G	ATT	YDS	AVG	TD	LG
2009	13	15	36	3.1	1	11
2010	13	70	398	5.7	3	32
2011	12	72	275	3.8	7	32
2012	4	47	247	5.3	3	25
Career	42	204	956	4.7	14	32

### RECEIVING

YEAR	G	ATT	YDS	AVG	TD	LG
2009	13	15	105	7.0	0	17
2010	13	13	56	4.3	1	18
2011	12	9	80	8.9	1	36
2012	4	7	49	7.0	1	14
Career	42	44	290	7.0	3	36

### CAREER BESTS

#### RUSHING

Carries: 15, at Georgia Tech, 2012  
Yards: 89, at Georgia Tech, 2012  
Touchdowns: 3, at Georgia Tech, 2012  
Longest Run: 32, twice (last vs. Duke, 2011)

### RECEIVING

Receptions: 3, at Georgia Tech, 2012  
Yards: 43, vs. Duke, 2011  
Touchdowns: 1, three times (last at Georgia Tech, 2012)  
Longest Reception: 36, vs. Duke, 2011

## 8 • DUKE JOHNSON RB

5-9 • 188 • Fr. • Miami, Fla.

- Rushed for 72 yards at Georgia Tech
- Recorded four touchdowns on 246 all-purpose yards in first collegiate home game against Bethune-Cookman
- Had six rushes and added a 77-yard kickoff return at Kansas State
- Ran for two touchdowns and 135 yards in collegiate debut at Boston College (19.3 yards/carry)
- Had touchdown runs of over 56 and 54 yards
- Five-star recruit by *Rivals.com* and *Scout.com*
- Rated as No. 1 running back prospect and No. 30 overall prospect in nation while being compared to Tennessee Titans' Chris Johnson according to *Rivals.com*
- No. 5 running back prospect according to *Scout.com*, No. 10 running back prospect and No. 48 on ESPNU150 list
- Played in 2012 Under Armour All-American game
- As sophomore at Miami Norland, ran for 1,540 yards and 25 touchdowns
- During senior year, compiled 1,957 rushing yards and 29 touchdowns, 14 receptions for 232 receiving yards and three touchdowns, three kickoff returns and one punt return for scores

### CAREER STATISTICS

#### RUSHING

YEAR	G	ATT	YDS	AVG	TD	LG
2012	4	40	326	8.0	4	56

### RECEIVING

YEAR	G	ATT	YDS	AVG	TD	LG
2012	4	12	123	10.2	1	50

### CAREER BESTS

#### RUSHING

Carries: 14, vs. Bethune-Cookman, 2012  
Yards: 135, at Boston College, 2012  
Touchdowns: 2, vs. two opponents (last vs. Bethune-Cookman, 2012)  
Longest Run: 56, at Boston College, 2012

### RECEIVING

Receptions: 3, vs. two opponents (last vs. Bethune-Cookman, 2012)  
Yards: 57, vs. Bethune-Cookman, 2012  
Touchdowns: 1, vs. Bethune-Cookman, 2012  
Longest Reception: 50, vs. Bethune-Cookman, 2012

## 44 • EDDIE JOHNSON LB

6-1 • 238 • So. • Atlanta, Ga.

- Had a game-high nine total tackles at Georgia Tech
- Made three tackles against Bethune-Cookman
- Career-first start at Kansas State, making seven tackles
- Had five tackles and forced a fumble in collegiate debut at Boston College
- Redshirted first season at Miami



# PLAYER PROFILES

## CAREER STATISTICS

### DEFENSIVE

YEAR	G	UT	AT	TT	TFL-YDS	QBS-YDS	FF/FR	PBU	INT-YDS
2012	4	15	9	24	2.5-4	0.0-0	1/0	0	0-0

## CAREER BESTS

### DEFENSIVE

Tackles: 9, at Georgia Tech, 2012

Solo Tackles: 6, at Georgia Tech, 2012

Tackles-for-Loss: 1.0, vs. two opponents (last at Kansas State, 2012)

## 78 • JERMAINE JOHNSON OL

6-6 • 318 • RJr. • Fort Lauderdale, Fla.

- Played at Georgia Tech
- Played in games at Kansas State and versus Bethune-Cookman
- Saw action against then-No. 17 Ohio State in 2011
- Participated as member of scout team in 2011
- Played in 11 games as redshirt freshman in 2010, making five starts including Sun Bowl
- Graded out at 93 percent against Virginia in 2010
- Graded out at 92 percent against Maryland in 2010

## 65 • BRANDON LINDER OL

6-6 • 312 • Jr. • Southwest Ranches, Fla.

- Started at right guard in all four games in 2012
- Part of offensive line that did not allow a sack and racked up 215 yards against Bethune-Cookman
- Played and started in all 12 games as sophomore in 2011
- Finished with overall grade of 90 percent, tied for team-high
- Allowed only 1.5 sacks over course of season
- Played in 12 games, starting five, as freshman in 2010
- Graded out at 97 percent against Georgia Tech, and was named ACC Offensive Lineman of the Week (2010)

## 21 • BRANDON McGEE DB

6-0 • 197 • Sr. • Plantation, Fla.

- Registered five solo tackles and six overall in win at Georgia Tech
- Five tackles, including one for a loss, and two pass break ups against Bethune-Cookman
- Started at Kansas State (game captain) and made an interception
- Served as a game captain and made five tackles in opener at Boston College
- Played and started in all 12 games as junior in 2011
- Finished eighth on team with 38 tackles (25 solo, 13 assists)
- Recorded career-first interception against USF
- Registered season-high eight tackles in season opener against Maryland
- Had six tackles and one sack against UNC

## CAREER STATISTICS

### DEFENSIVE

YEAR	G	UT	AT	TT	TFL-YDS	QBS-YDS	FF/FR	PBU	INT-YDS
2009	10	0	2	2	0.0-0	0.0-0	0/0	0	0-0
2010	10	8	7	15	0.0-0	0.0-0	0/0	0	0-0
2011	12	25	13	38	2.5-11	1.0-8	0/0	3	1-15
2012	4	13	5	18	2.0-6	0.0-0	0/0	2	1-0
Career	36	46	27	73	4.5-17	1.0-8	0/0	5	2-15

## CAREER BESTS

### DEFENSIVE

Tackles: 8, at Maryland, 2011

Solo Tackles: 5, three times (last at Georgia Tech, 2012)

Tackles-for-Loss: 1.0, vs. multiple opponents (last at Georgia Tech, 2012)

Sacks: 1.0, at North Carolina, 2011

Interceptions: 1, vs. two opponents (last at Kansas State, 2012)

## 17 • STEPHEN MORRIS QB

6-2 • 214 • Jr. • Miami, Fla.

- Threw for 436 yards on 31 completions and 52 attempts at Georgia Tech, all career highs
- Completed 20 passes for 211 yards and a touchdown against Bethune-Cookman
- Threw for 215 yards at Kansas State, including a 56-yard connection to Walford
- Had then-career highs with 28 completions and 45 attempts in season opener at Boston College
- Served as a game captain at BC

## CAREER STATISTICS

### PASSING

YEAR	G	CMP	ATT	PCT	YDS	TD	INT
2010	6	82	153	53.6	1,240	7	9
2011	5	26	37	70.3	283	0	2
2012	4	98	158	62.0	1,069	4	3
Career	15	206	348	59.2	2,592	11	14

### RUSHING

YEAR	G	ATT	YDS	AVG	TD	LG
2010	6	25	74	3.0	1	16
2011	5	11	-2	-0.2	1	13
2012	4	20	29	1.5	0	11
Career	15	56	101	1.8	2	16

## CAREER BESTS

### PASSING

Attempts: 52, at Georgia Tech, 2012

Completions: 31, at Georgia Tech, 2012

Yards: 346, at Georgia Tech, 2012

Touchdowns: 2, three times (last at Georgia Tech, 2012)

Interceptions: 3 vs. Virginia Tech, 2010

Longest Pass: 79 vs. Georgia Tech, 2010

### RUSHING

Carries: 9, at Kansas State, 2012

Yards: 23 at Virginia, 2010

Touchdowns: 1, twice (last at Maryland, 2011)

Longest Run: 13 vs. Virginia Tech, 2010

## 52 • DENZEL PERRYMAN LB

6-0 • 230 • So. • Coral Gables, Fla.

- Four total tackles, including one for a loss, against Bethune-Cookman
- Game captain at Kansas state (five tackles)
- Had seven tackles and returned an interception for a touchdown at Boston College
- Finished first among ACC freshmen and second overall on team with 69 tackles (47 solo, 22 assists)
- Tied for third-highest tackle-for-loss total on team with 6.5
- Tied for team-lead and recorded career-high with 14 tackles against Boston College

## CAREER STATISTICS

### DEFENSIVE

YEAR	G	UT	AT	TT	TFL-YDS	QBS-YDS	FF/FR	PBU	INT-YDS
2011	12	47	22	69	6.5-13	1.0-0	2/0	0	0-0
2012	3	13	3	16	3.0-4	0.0-0	0/0	0	1-41
Career	15	60	25	85	9.5-17	1.0-0	2/0	0	1-41

## CAREER BESTS

### DEFENSIVE

Tackles: 14 vs. Boston College, 2011

Solo Tackles: 9 vs. Boston College, 2011

Tackles-for-Loss: 3.0, twice (last vs. Boston College, 2011)

Sacks: 1.0 vs. Georgia Tech, 2011

Interceptions: 1 at Boston College, 2012

## 91 • OLSEN PIERRE DL

6-4 • 296 • So. • Rahway, N.J.

- Had half tackle for loss at Georgia Tech
- Started and recorded a career-high seven tackles at Kansas State
- Registered two tackles and a pass breakup at Boston College
- Saw action in seven games as freshman in 2011
- Finished season with four tackles
- Recorded season-high two tackles against No. 20 Georgia Tech

## CAREER STATISTICS

### DEFENSIVE

YEAR	G	UT	AT	TT	TFL-YDS	QBS-YDS	FF/FR	PBU	INT-YDS
2011	7	3	1	4	0.5-0	0.0-0	0/0	0	0-0
2012	4	8	4	12	2.5-4	0.0-0	0/0	1	0-0
Career	11	11	5	16	3.0-4	0.0-0	1/0	1	0-0

## CAREER BESTS

### DEFENSIVE

Tackles: 7, at Kansas State, 2012

Solo Tackles: 5, at Kansas State, 2012

Tackles-for-Loss: 1.0, vs. two opponents (last at Kansas State, 2011)

## 93 • LUTHER ROBINSON DL

6-3 • 290 • RJr. • Fort Pierce, Fla.

- Recorded two tackles at Boston College and at Georgia Tech
- Missed 2011 season with lower extremity injury
- Played in 11 games in 2010, making starts against North Carolina and Maryland
- Recorded three tackles and one tackle-for-loss

## CAREER STATISTICS

### DEFENSIVE

YEAR	G	UT	AT	TT	TFL-YDS	QBS-YDS	FF/FR	PBU	INT-YDS
2010	11	2	1	3	1.0-1	0.0-0	0/0	0	0-0
2011 — Did not play (injured)									
2012	3	1	4	5	0.0-0	0.0-0	0/0	0	0-0
Career	13	3	5	8	1.0-1	0.0-0	0/0	0	0-0

## CAREER BESTS

### DEFENSIVE

Tackles: 2, twice (last at Georgia Tech, 2012)

Solo Tackles: 1, three times (last at Georgia Tech, 2012)

Tackles-for-Loss: 1.0 vs. Florida A&M, 2010

## 22 • KACY RODGERS II DB

6-2 • 212 • Jr. • Southlake, Texas

- Picked up six total tackles at Georgia Tech
- Two tackles in home opener
- Made start at Kansas State with two tackles
- Started at safety and recorded a team-high eight tackles at Boston College
- Saw action in 10 games in 2011, mostly on special teams
- Finished season with three tackles

## CAREER STATISTICS

### DEFENSIVE

YEAR	G	UT	AT	TT	TFL-YDS	QBS-YDS	FF/FR	PBU	INT-YDS
2010	3	1	2	3	0.0-0	0.0-0	0/0	0	0-0
2011	10	2	1	3	1.0-1	0.0-0	0/0	0	0-0
2012	4	16	2	18	0.0-0	0.0-0	0/0	0	0-0
Career	17	19	5	24	1.0-1	0.0-0	0/0	0	0-0

## CAREER BESTS

### DEFENSIVE

Tackles: 8, at Boston College, 2012

Solo Tackles: 7, at Boston College, 2012

Tackles-for-Loss: 1.0, vs. Duke, 2011

# PLAYER PROFILES

## 98 • DARIUS SMITH DL

- 6-2 • 313 • R Sr. • New Britain, Conn.
- Started all games at defensive tackle
  - Picked up a sack against Bethune-Cookman
  - Made three tackles at Kansas State
  - Played in all 12 games in 2011, earning seven starts
  - Finished with 21 tackles (14 solo, 7 assists)
  - Registered three tackles-for-loss
  - Made season-high four tackles against No. 20 Georgia Tech

### CAREER STATISTICS

#### DEFENSIVE

YEAR	G	UT	AT	TT	TFL-YDS	QBS-YDS	FF/FR	PBU	INT-YDS
2011	12	14	7	21	3.0-12	1.0-3	0/0	1	0-0
2012	4	4	1	5	1.0-3	1.0-3	0/0	0	0-0
<b>Career</b>	<b>15</b>	<b>16</b>	<b>8</b>	<b>24</b>	<b>3.0-12</b>	<b>1.0-3</b>	<b>0/0</b>	<b>1</b>	<b>0-0</b>

### CAREER BESTS

#### DEFENSIVE

**Tackles:** 4, vs. Georgia Tech, 2011  
**Solo Tackles:** 3, vs. Georgia Tech, 2011  
**Tackles-for-Loss:** 1.0, four times (last vs. Bethune-Cookman, 2012)  
**Sacks:** 1.0, vs. two opponents (last vs. Bethune-Cookman, 2012)

## 7 • VAUGHN TELEMAQUE DB

- 6-2 • 202 • Sr. • Long Beach, Calif.
- Made five tackles in start at Kansas State
  - Started the season opener at Boston College, made five tackles
  - Started all 12 games at safety in 2011
  - Finished fourth on team in tackles with 59 (36 solo, 23 assists)
  - Recorded lone interception of year in season opener at Maryland
  - Also registered season-high eight tackles against Terr apins

### CAREER STATISTICS

#### DEFENSIVE

YEAR	G	UT	AT	TT	TFL-YDS	QBS-YDS	FF/FR	PBU	INT-YDS
2008	3	1	1	2	0.0-0	0.0-0	0/0	0	0-0
2009	12	29	19	48	2.0-5	0.0-0	0/1	4	0-0
2010	13	32	26	58	1.0-1	0.0-0	1/3	7	3-0
2011	12	36	23	59	0.5-1	0.0-0	0/1	2	1-0
2012	2	5	5	10	0.0-0	0.0-0	0/0	0	0-0
<b>Career</b>	<b>42</b>	<b>103</b>	<b>74</b>	<b>177</b>	<b>3.5-7</b>	<b>0.0-0</b>	<b>1/5</b>	<b>13</b>	<b>4-0</b>

### CAREER BESTS

#### DEFENSIVE

**Tackles:** 8, at Maryland, 2011  
**Solo Tackles:** 7, twice (last at Florida State, 2011)  
**Tackles-for-Loss:** 1.5, vs. Georgia Tech, 2009

## 83 • KENDAL THOMPKINS WR

- 5-10 • 184 • R Sr. • Miami, Fla.
- Made two receptions at Kansas State
  - Participated in the season opener at Boston College
  - Saw action in all 12 games in 2011, mainly on special teams
  - Finished season with three catches for 21 yards
  - Recorded season-high 14-yard reception against Duke
  - Registered nine tackles on special teams

### CAREER STATISTICS

#### RECEIVING

YEAR	G	REC	YDS	AVG	TD	LG
2008	2	2	4	2.0	0	6
2009	10	2	33	16.5	1	18
2010	11	1	5	5.0	0	8
2011	12	3	21	7.0	0	14
2012	4	2	3	1.5	0	-
<b>Career</b>	<b>39</b>	<b>10</b>	<b>66</b>	<b>6.6</b>	<b>1</b>	<b>18</b>

### CAREER BESTS

#### RECEIVING

**Receptions:** 2, at Kansas State, 2012  
**Yards:** 18 vs. Florida A&M, 2009  
**Touchdowns:** 1 vs. Virginia, 2009  
**Longest Reception:** 18 vs. Florida A&M, 2009

## 46 • CLIVE WALFORD TE

- 6-4 • 248 • R So. • Miami, Fla.
- Picked up two receptions against Bethune-Cookman and at Georgia Tech
  - Had three catches, including a 56-yard reception at Kansas State
  - Made two catches in the opener at Boston College
  - Played in all 12 games in 2011 and earned eight starts, emerging as team's primary target at tight end
  - Registered at least one catch in 10 of team's 12 games
  - Finished fourth on team in catches (18) and yards (172)

### CAREER STATISTICS

#### RECEIVING

YEAR	G	REC	YDS	AVG	TD	LG
2011	12	18	172	9.6	1	25
2012	4	9	92	14.2	0	56
<b>Career</b>	<b>16</b>	<b>27</b>	<b>264</b>	<b>9.8</b>	<b>1</b>	<b>56</b>

### CAREER BESTS

#### RECEIVING

**Receptions:** 4, at Virginia Tech, 2011  
**Yards:** 71, at Kansas State, 2012  
**Touchdowns:** 1, at Florida State, 2011  
**Longest Reception:** 56, at Kansas State, 2012

## 40 • JAKE WIECLAW PK

- 6-2 • 197 • R Sr. • New Lenox, Ill.
- Made 2-of-3 field goals and four extra points at Georgia Tech
  - Converted two field goals and an extra point at Kansas State
  - Converted all five extra points and two field goals at Boston College
  - Played in all 12 games in 2011 while serving as team's primary placekicker, assuming duty on kickoffs and field goals
  - Named 2011 Lou Groza Award Semifinalist, given annually to nation's top placekicker
  - Converted 39-of-39 point-after attempts
  - Made season-long 49-yard FG against Boston College
  - Converted 36-yard FG as time expired for 6-3 win over USF
  - Limited opponents to 18.6 kick return average in 2011

### CAREER STATISTICS

#### KICKING

YEAR	G	FGM	FGA	PCT	LG	XPM	XPA	PCT
2011	12	11	14	78.6	49	39	39	1.000
2012	4	7	8	100.0	32	15	15	1.000
<b>Career</b>	<b>16</b>	<b>18</b>	<b>22</b>	<b>81.8</b>	<b>49</b>	<b>54</b>	<b>54</b>	<b>1.000</b>

### CAREER BESTS

#### KICKING

**Field Goals Made:** 3, at North Carolina, 2011  
**Field Goals Attempted:** 3, twice (last at USF, 2011)  
**Long:** 49, vs. Boston College, 2011  
**PATs Made:** 7, at Florida State, 2011  
**PATs Attempted:** 7, at Florida State, 2011

## 11 • RYAN WILLIAMS QB

- 6-6 • 223 • R So. • Pembroke Pines, Fla.
- Saw action against Bethune-Cookman
  - Completed 2-of-2 passes with a touchdown at Kansas State
  - Sat out 2011 season due to NCAA transfer regulations
  - Spend 2010 season at Memphis, playing in all 12 games with 10 starts
  - Completed 165-of-290 passes for 2,075 yards and 13 TDs with the Tigers
  - Earned starting job over former Hurricane Cannon Smith after only second game of collegiate career, and went on to start remaining 10 contests

# 2012 STATISTICS (OVERALL: 3-1, ACC: 2-0, HOME: 1-0, AWAY: 2-1)

## RESULTS

						3-1 (2-0, ACC)	
DATE	UM	OPP	OPPONENT	W/L	SCORE	ATT	
Sept. 1	—	—	• at Boston College	W	41-32	39,262	
Sept. 8	—	21	at Kansas State	L	13-52	48,843	
Sept. 15	—	—	• Bethune-Cookman	W	38-10	39,435	
Sept. 22	—	RV	• at Georgia Tech	W	OT 42-36	50,390	
Sept. 29	—	—	• NC State				
Oct. 6	—	—	vs. Notre Dame				
Oct. 13	—	—	• North Carolina				
Oct. 20	—	—	• Florida State				
Nov. 1	—	—	• Virginia Tech				
Nov. 10	—	—	• at Virginia				
Nov. 17	—	—	USF				
Nov. 24	—	—	• at Duke				

## TEAM STATISTICS

	UM	OPP
<b>SCORING</b>	<b>134</b>	<b>130</b>
Points Per Game	33.5	32.5
<b>FIRST DOWNS</b>	<b>85</b>	<b>94</b>
Rushing	30	51
Passing	47	34
Penalty	8	9
<b>RUSHING YARDAGE</b>	<b>636</b>	<b>904</b>
Yards gained rushing	694	989
Yards lost rushing	58	85
Rushing Attempts	124	205
Average Per Rush	5.1	4.4
Average Per Game	159.0	226.0
TDs Rushing	9	13
<b>PASSING YARDAGE</b>	<b>1076</b>	<b>905</b>
Comp-Att-Int	100-160-3	54-96-3
Average Per Pass	6.7	9.4
Average Per Catch	10.8	16.8
Average Per Game	269.0	226.2
TDs Passing	5	3
<b>TOTAL OFFENSE</b>	<b>1712</b>	<b>1809</b>
Total Plays	284	301
Average Per Play	6.0	6.0
Average Per Game	428.0	452.2
<b>KICK RETURNS: #-Yards</b>	<b>19-505</b>	<b>22-306</b>
<b>PUNT RETURNS: #-Yards</b>	<b>9-48</b>	<b>4-97</b>
<b>INT RETURNS: #-Yards</b>	<b>3-50</b>	<b>3-11</b>
<b>KICK RETURN AVERAGE</b>	<b>26.6</b>	<b>13.9</b>
<b>PUNT RETURN AVERAGE</b>	<b>5.3</b>	<b>24.2</b>
<b>INT RETURN AVERAGE</b>	<b>16.7</b>	<b>3.7</b>
<b>FUMBLES-LOST</b>	<b>7-5</b>	<b>7-3</b>
<b>PENALTIES-Yards</b>	<b>30-244</b>	<b>17-122</b>
Average Per Game	61.0	30.5
<b>PUNTS-Yards</b>	<b>16-658</b>	<b>17-696</b>
Average Per Punt	41.1	40.9
Net punt average	33.8	36.9
<b>TIME OF POSSESSION/Game</b>	<b>25:26</b>	<b>34:32</b>
<b>3RD-DOWN Conversions</b>	<b>31/61</b>	<b>27/57</b>
3rd-Down Pct	51%	47%
<b>4TH-DOWN Conversions</b>	<b>1/4</b>	<b>1/6</b>
4th-Down Pct	25%	17%
<b>SACKS BY-Yards</b>	<b>5-24</b>	<b>6-39</b>
<b>MISC YARDS</b>	<b>0</b>	<b>0</b>
<b>TOUCHDOWNS SCORED</b>	<b>16</b>	<b>16</b>
<b>FIELD GOALS-ATTEMPTS</b>	<b>7-8</b>	<b>5-6</b>
<b>ON-SIDE KICKS</b>	<b>0-0</b>	<b>0-0</b>
<b>RED-ZONE SCORES</b>	<b>(14-16) 88%</b>	<b>(19-22) 86%</b>
<b>RED-ZONE TOUCHDOWNS</b>	<b>(8-16) 50%</b>	<b>(14-22) 64%</b>
<b>PAT-ATTEMPTS</b>	<b>(15-15) 100%</b>	<b>(15-15) 100%</b>
<b>ATTENDANCE</b>	<b>39435</b>	<b>138495</b>
Games/Avg Per Game	1/39435	3/46165

SCORE BY QUARTERS	1Q	2Q	3Q	4Q	OT	Total
Miami	43	20	20	45	6	134
Opponents	35	38	24	33	0	130

## RUSHING

	G	ATT	GAIN	LOSS	NET	AVG	TD	LG	YPG
Duke Johnson	4	40	326	6	320	8.0	4	56	80.0
Mike James	4	47	253	6	247	5.3	3	25	61.8
Eduardo Clements	4	13	50	4	46	3.5	2	10	11.5
Stephen Morris	4	20	65	36	29	1.5	0	11	7.2
Dalton Botts	4	1	0	1	-1	-1.0	0	0	-0.2
Team	2	1	0	2	-2	-2.0	0	0	-1.0
Phillip Dorsett	4	2	0	3	-3	-1.5	0	0	-0.8
<b>TOTAL</b>	<b>4</b>	<b>124</b>	<b>694</b>	<b>58</b>	<b>636</b>	<b>5.1</b>	<b>9</b>	<b>56</b>	<b>159.0</b>
<b>OPPONENTS</b>	<b>4</b>	<b>205</b>	<b>989</b>	<b>85</b>	<b>904</b>	<b>4.4</b>	<b>13</b>	<b>37</b>	<b>226.0</b>

## PASSING

	G	EFF	C-A-I	PCT	YDS	TD	LG	AVG/G
Stephen Morris	4	123.42	98-158-3	62.0	1069	4	65	267.2
Ryan Williams	3	294.40	2-2-0	100.0	7	1	5	2.3
<b>TOTAL</b>	<b>4</b>	<b>125.55</b>	<b>100-160-3</b>	<b>62.5</b>	<b>1076</b>	<b>5</b>	<b>65</b>	<b>269.0</b>
<b>OPPONENTS</b>	<b>4</b>	<b>139.50</b>	<b>54-96-3</b>	<b>56.2</b>	<b>905</b>	<b>3</b>	<b>58</b>	<b>226.2</b>

## RECEIVING

	G	NO	YDS	AVG	TD	LG	AVG/G
Phillip Dorsett	4	21	273	13.0	1	65	68.2
Allen Hurns	3	12	123	10.2	0	22	41.0
Duke Johnson	4	12	123	10.2	1	50	30.8
Davon Johnson	4	11	153	13.9	0	22	38.2
Rashawn Scott	4	11	146	13.3	0	25	36.5
Clive Walford	4	9	92	10.2	1	56	23.0
Malcolm Lewis	4	8	73	9.1	1	18	18.2
Mike James	4	7	49	7.0	1	14	12.2
Asante Cleveland	4	2	12	6.0	0	7	3.0
Dyron Dye	4	2	10	5.0	0	6	2.5
Kendal Thompkins	4	2	3	1.5	0	5	0.8
Maurice Hagens	4	1	8	8.0	0	8	2.0
Eduardo Clements	4	1	6	6.0	0	6	1.5
Herb Waters	4	1	5	5.0	0	5	1.2
<b>TOTAL</b>	<b>4</b>	<b>100</b>	<b>1076</b>	<b>10.8</b>	<b>5</b>	<b>65</b>	<b>269.0</b>
<b>OPPONENTS</b>	<b>4</b>	<b>54</b>	<b>905</b>	<b>16.8</b>	<b>3</b>	<b>58</b>	<b>226.2</b>

## TOTAL OFFENSE

	G	PLAYS	RUSH	PASS	TOTAL	AVG/G
Stephen Morris	4	178	29	1069	1098	274.5
Duke Johnson	4	40	320	0	320	80.0
Mike James	4	47	247	0	247	61.8
Eduardo Clements	4	13	46	0	46	11.5
Ryan Williams	3	2	0	7	7	2.3
Dalton Botts	4	1	-1	0	-1	-0.2
Team	2	1	-2	0	-2	-1.0
Phillip Dorsett	4	2	-3	0	-3	-0.8
<b>TOTAL</b>	<b>4</b>	<b>284</b>	<b>636</b>	<b>1076</b>	<b>1712</b>	<b>428.0</b>
<b>OPPONENTS</b>	<b>4</b>	<b>301</b>	<b>904</b>	<b>905</b>	<b>1809</b>	<b>452.2</b>

## SCORING

	TD	FGs	PAT	RUSH	RCV	PASS	DXP	SAF	PTS
Jake Wieclaw	0	7-8	15-15	0-0	0	0-0	0	0	36
Duke Johnson	6	0-0	0-0	0-0	0	0-0	0	0	36
Mike James	4	0-0	0-0	0-0	0	0-0	0	0	24
Eduardo Clements	2	0-0	0-0	0-0	0	0-0	0	0	12
Phillip Dorsett	1	0-0	0-0	0-0	0	0-0	0	0	6
Malcolm Lewis	1	0-0	0-0	0-0	0	0-0	0	0	6
Clive Walford	1	0-0	0-0	0-0	0	0-0	0	0	6
Denzel Perryman	1	0-0	0-0	0-0	0	0-0	0	0	6
Team	0	0-0	0-0	0-0	0	0-0	0	1	2
<b>TOTAL</b>	<b>16</b>	<b>7-8</b>	<b>15-15</b>	<b>0-0</b>	<b>0</b>	<b>0-0</b>	<b>0</b>	<b>1</b>	<b>134</b>
<b>OPPONENTS</b>	<b>16</b>	<b>5-6</b>	<b>15-15</b>	<b>0-0</b>	<b>1</b>	<b>1-1</b>	<b>0</b>	<b>1</b>	<b>130</b>

## PUNT RETURNS

	NO	YDS	AVG	TD	LG
Phillip Dorsett	8	56	7.0	0	13
Malcolm Lewis	1	-8	-8.0	0	0
<b>TOTAL</b>	<b>9</b>	<b>48</b>	<b>5.3</b>	<b>0</b>	<b>13</b>
<b>OPPONENTS</b>	<b>4</b>	<b>97</b>	<b>24.2</b>	<b>0</b>	<b>56</b>

# 2012 STATISTICS (OVERALL: 3-1, ACC: 2-0, HOME: 1-0, AWAY: 2-1)

## KICK RETURNS

	NO	YDS	AVG	TD	LG
Duke Johnson	13	395	30.4	1	95
Phillip Dorsett	2	56	28.0	0	37
Maurice Hagens	1	11	11.0	0	11
Mike James	1	11	11.0	0	11
Malcolm Lewis	1	39	39.0	0	39
Dyron Dye	1	-7	-7.0	0	0
<b>TOTAL</b>	<b>19</b>	<b>505</b>	<b>26.6</b>	<b>1</b>	<b>95</b>
<b>OPPONENTS</b>	<b>22</b>	<b>306</b>	<b>13.9</b>	<b>0</b>	<b>36</b>

## INTERCEPTIONS

	NO	YDS	AVG	TD	LG
Denzel Perryman	1	41	41.0	1	41
Brandon McGee	1	0	0.0	0	0
Dallas Crawford	1	9	9.0	0	9
<b>TOTAL</b>	<b>3</b>	<b>50</b>	<b>16.7</b>	<b>1</b>	<b>41</b>
<b>OPPONENTS</b>	<b>3</b>	<b>11</b>	<b>3.7</b>	<b>0</b>	<b>11</b>

## FUMBLE RETURNS

	NO	YDS	AVG	TD	LG
Ladarius Gunter	1	28	28.0	0	28
Anthony Chickillo	1	7	7.0	0	7
<b>TOTAL</b>	<b>2</b>	<b>35</b>	<b>17.5</b>	<b>0</b>	<b>28</b>
<b>OPPONENTS</b>	<b>1</b>	<b>25</b>	<b>25.0</b>	<b>0</b>	<b>25</b>

## ALL-PURPOSE YARDS

	G	RUSH	REC	PR	KR	IR	TOT	AVG/G
Duke Johnson	4	320	123	0	395	0	838	209.5
Phillip Dorsett	4	-3	273	56	56	0	382	95.5
Mike James	4	247	49	0	11	0	307	76.8
Davon Johnson	4	0	153	0	0	0	153	38.2
Rashawn Scott	4	0	146	0	0	0	146	36.5
Allen Hurns	3	0	123	0	0	0	123	41.0
Malcolm Lewis	4	0	73	-8	39	0	104	26.0
Clive Walford	4	0	92	0	0	0	92	23.0
Eduardo Clements	4	46	6	0	0	0	52	13.0
Denzel Perryman	3	0	0	0	0	41	41	13.7
Stephen Morris	4	29	0	0	0	0	29	7.2
Maurice Hagens	4	0	8	0	11	0	19	4.8
Asante Cleveland	4	0	12	0	0	0	12	3.0
Dallas Crawford	4	0	0	0	0	9	9	2.2
Herb Waters	4	0	5	0	0	0	5	1.2
Kendal Thompkins	4	0	3	0	0	0	3	0.8
Dyron Dye	4	0	10	0	-7	0	3	0.8
Dalton Botts	4	-1	0	0	0	0	-1	-0.2
Team	2	-2	0	0	0	0	-2	-1.0
<b>TOTAL</b>	<b>4</b>	<b>636</b>	<b>1076</b>	<b>48</b>	<b>505</b>	<b>50</b>	<b>2315</b>	<b>578.8</b>
<b>OPPONENTS</b>	<b>4</b>	<b>904</b>	<b>905</b>	<b>97</b>	<b>306</b>	<b>11</b>	<b>2223</b>	<b>555.8</b>

## PUNTING

	NO	YDS	AVG	LG	TB	FC	I20	50+	BLK
Dalton Botts	15	621	41.4	51	1	4	6	0	0
Matt Goudis	1	37	37.0	37	0	0	0	0	0
<b>TOTAL</b>	<b>16</b>	<b>658</b>	<b>41.1</b>	<b>51</b>	<b>1</b>	<b>4</b>	<b>6</b>	<b>0</b>	<b>0</b>
<b>OPPONENTS</b>	<b>17</b>	<b>696</b>	<b>40.9</b>	<b>53</b>	<b>1</b>	<b>2</b>	<b>6</b>	<b>0</b>	<b>0</b>

## FIELD GOALS

	FG	PCT	0-19	20-29	30-39	40-49	50-99	LG	BLK
Jake Wieclaw	5-5	100.0	0-0	4-4	1-1	0-0	0-0	32	0

## FIELD GOAL SEQUENCE

	MIAMI	OPPONENTS
at Boston College	(22),(24)	(26),(37),(30)
at Kansas State	(32),(27)	(21),38
Bethune-Cookman	(20)	(31)
at Georgia Tech	(38),(23),22	-
NC State		
vs. Notre Dame		
North Carolina		
Florida State		
Virginia Tech		
at Virginia		
USF		
at Duke		

## KICKOFFS

	NO	YDS	AVG	LG	OB	RET	NET	YDLN
Jake Wieclaw	25	1377	55.1	2	2			
Matt Goudis	1	52	52.0	0	0			
<b>TOTAL</b>	<b>26</b>	<b>1429</b>	<b>55.0</b>	<b>2</b>	<b>2</b>	<b>306</b>	<b>41.7</b>	<b>23</b>
<b>OPPONENTS</b>	<b>26</b>	<b>1504</b>	<b>57.8</b>	<b>6</b>	<b>1</b>	<b>505</b>	<b>33.8</b>	<b>31</b>

**2012 STATISTICS** (OVERALL: 3-1, ACC: 2-0, HOME: 1-0, AWAY: 2-1)**DEFENSIVE STATISTICS**

	GP	UA	AT	TT	TFL-YDS	SACK-YDS	INT-YDS	PBU	QBH	FR-YDS	FF	BLK	SAF
Shayon Green	4	17	11	28	1.5-20	.	.	1	.	.	.	.	.
Eddie Johnson	4	15	9	24	2.5-4	.	.	.	1	.	1	.	.
Brandon McGee	4	13	5	18	2.0-6	.	1-0	2	.	.	.	.	.
Kacy Rodgers II	4	16	2	18	.	.	.	.	.	.	.	.	.
Denzel Perryman	3	13	3	16	3.0-4	.	1-41	.	1	.	.	.	.
Anthony Chickillo	4	14	2	16	4.0-12	2.0-6	.	.	.	2-7	.	.	.
Tyrone Cornileus	4	10	6	16	.	.	.	.	.	.	.	.	.
Deon Bush	4	16	.	16	1.0-2	.	.	1	.	.	1	.	.
James Gaines	4	8	6	14	1.0-7	.	.	1	.	.	.	.	.
Olsen Pierre	4	8	4	12	2.5-4	.	.	1	.	.	1	.	.
Ramon Buchanan	2	6	4	10	0.5-2	.	.	.	.	.	.	.	.
Vaughn Telemaque	2	5	5	10	.	.	.	.	.	.	.	.	.
Thurston Armbrister	4	8	2	10	.	.	.	.	.	.	.	.	.
Kelvin Cain	4	4	4	8	.	.	.	.	.	.	.	.	.
Thomas Finnie	4	8	.	8	.	.	.	1	.	.	.	.	.
Tyriq McCord	4	5	2	7	2.0-15	2.0-15	.	1	.	.	.	.	.
Gionni Paul	2	5	2	7	1.0-2	.	.	.	.	.	.	.	.
A.J. Highsmith	4	4	1	5	.	.	.	.	.	.	.	.	.
Luther Robinson	3	1	4	5	.	.	.	.	.	.	.	.	.
Darius Smith	4	4	1	5	1.0-3	1.0-3	.	.	.	.	.	.	.
Jalen Grimble	4	4	1	5	.	.	.	.	.	.	.	.	.
Rayshawn Jenkins	4	2	2	4	.	.	.	.	.	.	.	.	.
Andrew Swasey	3	3	.	3	.	.	.	.	.	.	.	.	.
Tracy Howard	4	1	2	3	.	.	.	.	.	.	.	.	.
Eduardo Clements	4	3	.	3	.	.	.	.	.	.	.	.	.
Corey King	2	3	.	3	.	.	.	.	.	.	.	.	.
Jelani Hamilton	2	2	1	3	1.0-2	.	.	.	.	.	.	.	.
Antonio Crawford	4	2	.	2	.	.	.	.	.	.	.	.	.
Earl Moore	4	1	1	2	.	.	.	.	.	.	.	.	.
Clive Walford	4	2	.	2	.	.	.	.	.	.	.	.	.
Nantambu Fentress	4	2	.	2	.	.	.	.	.	.	.	.	.
Ladarius Gunter	4	2	.	2	1.0-1	.	.	1	.	1-28	.	.	.
Maurice Hagens	4	.	1	1	.	.	.	.	.	.	.	.	.
Malcolm Lewis	4	1	.	1	.	.	.	.	.	.	.	.	.
Dallas Crawford	4	1	.	1	.	.	1-9	.	.	.	.	.	.
Akil Craig	1	.	1	1	.	.	.	.	.	.	.	.	.
Davon Johnson	4	1	.	1	.	.	.	.	.	.	.	.	.
Dalton Botts	4	1	.	1	.	.	.	.	.	.	.	.	.
Ricardo Williams	1	1	.	1	.	.	.	.	.	.	.	.	.
Team	2	.	.	.	.	.	.	.	.	.	.	.	1
<b>TOTAL</b>	<b>4</b>	<b>212</b>	<b>82</b>	<b>294</b>	<b>24-84</b>	<b>5-24</b>	<b>3-50</b>	<b>9</b>	<b>2</b>	<b>3-35</b>	<b>3</b>	.	<b>1</b>
<b>OPPONENTS</b>	<b>4</b>	<b>177</b>	<b>86</b>	<b>263</b>	<b>18.0-64</b>	<b>6-39</b>	<b>3-11</b>	<b>12</b>	<b>3</b>	<b>5-25</b>	<b>5</b>	.	<b>1</b>

# 2012 STATISTICS (OVERALL: 3-1, ACC: 2-0, HOME: 1-0, AWAY: 2-1)

## GAME-BY-GAME TEAM STATISTICS

GAME	FINAL					1ST DOWNS	RUSHING	PASSING	TOT OFF	PUNTS	PENALTY	3RD	4TH	RED	SACKS	FIELD	POSSESSION TIME								
	SCORE	1	2	3	4 OT												R-P-PE	TOT	NO-YDS-TD	C-A-I	YDS	TD	ATT-YDS	NO-AVG	F-FL
Miami	41	14	7	10	10	9-11-2	22	34-208-3	28-45-1	207	1	79-415	5-40.6	2-0	9-78	11-22	1-2	4-4	0-0	2-2	6:54	4:15	7:18	7:54	26:21
at Boston College	32	14	6	3	9	7-18-4	29	34-96-1	32-51-1	441	2	85-537	3-38.7	4-2	3-30	6-14	0-1	6-7	1-8	3-3	8:06	10:45	7:42	7:06	33:39
Miami	13	3	3	0	7	2-11-2	15	29-55-0	21-28-0	222	1	57-277	4-40.0	3-3	4-30	5-12	0-1	3-4	1-1	2-2	5:41	4:58	8:18	3:47	22:44
at Kansas State	52	14	10	7	21	19-7-1	27	60-288-6	9-11-1	210	1	71-498	1-52.0	2-0	2-12	8-11	0-0	7-8	5-31	1-2	9:19	10:02	6:42	11:13	37:16
Miami	38	7	10	7	14	11-8-1	20	29-215-3	20-35-1	211	1	64-426	4-43.8	1-1	9-70	4-11	0-1	3-3	3-18	1-1	7:14	7:36	4:27	3:46	23:03
Bethune-Cookman	10	7	0	0	3	13-6-1	20	53-233-1	10-26-1	122	0	79-355	8-38.5	1-1	7-45	7-19	1-3	2-2	0-0	1-1	7:46	7:24	10:33	11:14	36:57
Miami	42	19	9	3	14	8-19-3	30	32-173-3	31-52-1	436	2	84-609	3-40.0	1-1	8-66	11-16	0-0	4-5	1-5	2-3	9:37	4:02	10:02	5:56	29:37
at Georgia Tech	36	0	22	14	0	12-3-3	18	58-287-5	3-8-0	132	0	66-419	5-44.0	0-0	5-35	6-13	0-2	4-5	0-0	0-0	5:23	10:52	4:48	9:04	30:17
Miami																									
NC State																									
Miami																									
vs. Notre Dame																									
Miami																									
North Carolina																									
Miami																									
Florida State																									
Miami																									
Virginia Tech																									
Miami																									
at Virginia																									
Miami																									
USF																									
Miami																									
at Duke																									

## GAME-BY-GAME OFFENSIVE STARTERS

	WR	LT	LG	C	RG	RT	TE	WR	QB	FB	HB
at Boston College	Hurns	Bunche	Feliciano	McDermott	Linder	Flowers	Dye	Dorsett	Morris	James	D. Johnson
at Kansas State	Hurns	Bunche	Feliciano	McDermott	Linder	Flowers	Dye	Dorsett	Morris	Walford (TE)	James
Bethune-Cookman	Lewis	Bunche	Feliciano	McDermott	Linder	Flowers	Dye	Dorsett	Morris	D. Johnson (RB)	James
at Georgia Tech	Dorsett	Bunche	Feliciano	McDermott	Linder	Flowers	Dye	Walford (TE)	Morris	Hagens	James
NC State											
vs. Notre Dame											
North Carolina											
Florida State											
Virginia Tech											
at Virginia											
USF											
at Duke											

## GAME-BY-GAME DEFENSIVE STARTERS

	DE	DT	DT	DE	OLB	MLB	OLB	CB	S	S	CB
at Boston College	Chickillo	D. Smith	Pierre	Green	Armbrister	Perryman	Buchanan	McGee	Rodgers II	Telemague	Finnie
at Kansas State	Chickillo	D. Smith	Pierre	Green	E. Johnson	Perryman	Buchanan	McGee	Rodgers II	Telemague	Finnie
Bethune-Cookman	Chickillo	D. Smith	Pierre	Green	E. Johnson	Perryman	Cornileus	McGee	Bush	Highsmith	Finnie
at Georgia Tech	Chickillo	D. Smith	Pierre	Green	E. Johnson	Gaines	Cornileus	McGee	Bush	Highsmith	Finnie
NC State											
vs. Notre Dame											
North Carolina											
Florida State											
Virginia Tech											
at Virginia											
USF											
at Duke											

# 2012 STATISTICS (OVERALL: 3-1, ACC: 2-0, HOME: 1-0, AWAY: 2-1)

## GAME-BY-GAME PASSING

STEPHEN MORRIS	COMP	ATT	INT	PCT	YDS	TD	LG	SACKS	EFF	RYAN WILLIAMS	COMP	ATT	INT	PCT	YDS	TD	LG	SACKS	EFF
at Boston College	28	45	1	62.2	207	1	21	1	103.75	at Boston College	DNP								
at Kansas State	19	26	0	73.1	215	0	56	5	142.54	at Kansas State	2	2	0	100.0	7	1	5	0	294.40
Bethune-Cookman	20	35	1	57.1	211	1	50	0	111.5	Bethune-Cookman	0	0	0	0.0	0	0	0	0	0.00
at Georgia Tech	31	52	1	59.6	436	2	65	0	138.9	at Georgia Tech	0	0	0	0.0	0	0	0	0	0.00
NC State										NC State									
vs. Notre Dame										vs. Notre Dame									
North Carolina										North Carolina									
Florida State										Florida State									
Virginia Tech										Virginia Tech									
at Virginia										at Virginia									
USF										USF									
at Duke										at Duke									

## GAME-BY-GAME RUSHING (No.-Yards-TDs)

	NO-YDS-TD	at BC	at KSU	B-CU	at GT	NCSU	vs. ND	UNC	FSU	VT	at UVA	USF	at Duke
Duke Johnson	40-320-4	7-135-2	6-19-0	14-94-2	13-72-0								
Mike James	47-247-3	14-54-0	9-27-0	9-77-0	15-89-3								
Eduardo Clements	13-46-2	3-4-1	4-1-0	5-37-1	1-4-0								
Stephen Morris	20-29-0	8-18-0	9-6-0	1-7-0	2-10-0								
Phillip Dorsett	2-3-0	1-2-0	1-1-0	-	-								

## GAME-BY-GAME RECEIVING (No.-Yards-TDs)

	NO-YDS-TD	at BC	at KSU	B-CU	at GT	NCSU	vs. ND	UNC	FSU	VT	at UVA	USF	at Duke
Phillip Dorsett	21-273-1	3-9-0	3-31-0	6-49-0	9-184-1								
Davon Johnson	11-153-0	1-7-0	2-19-0	1-20-0	7-107-0								
Rashawn Scott	11-146-0	2-23-0	4-39-0	2-36-0	3-48-0								
Allen Hurns	12-123-0	8-81-0	2-32-0	DNP	2-10-0								
Duke Johnson	12-123-1	3-10-0	2-18-0	3-57-1	4-38-0								
Clive Walford	9-92-1	2-10-0	3-61-1	2-8-0	2-13-0								
Malcolm Lewis	8-73-1	4-42-1	1-10-0	2-9-0	1-12-0								
Mike James	7-49-1	2-7-0	1-4-0	1-14-0	3-24-1								
Asante Cleveland	2-12-0	2-12-0	-	-	-								
Dyron Dye	2-10-0	-	-	2-10-0	-								
Maurice Hagens	1-8-0	-	-	1-8-0	-								
Eduardo Clements	1-6-0	1-6-0	-	-	-								
Herb Waters	1-5-0	-	1-5-0	-	-								
Kendal Thompkins	2-3-0	-	2-3-0	-	-								

## GAME-BY-GAME PUNTING

DALTON BOTTS	NO	YDS	AVG	LG	I20	TB	50+	60+
at Boston College	5	203	40.6	48	2	1	0	0
at Kansas State	4	160	40.0	48	0	0	0	0
Bethune-Cookman	4	175	43.8	51	3	0	1	0
at Georgia Tech	2	83	41.5	42	1	0	0	0
NC State								
vs. Notre Dame								
North Carolina								
Florida State								
Virginia Tech								
at Virginia								
USF								
at Duke								

## GAME-BY-GAME KICKING

JAKE WIECLAW	PAT	ATT	PCT	FG	FGA	PCT	LG	PTS
at Boston College	5	5	1.000	2	2	1.000	24	11
at Kansas State	1	1	1.000	2	2	1.000	32	7
Bethune-Cookman	5	5	1.000	1	1	1.000	20	8
at Georgia Tech	4	4	1.000	2	3	.667	38	10
NC State								
vs. Notre Dame								
North Carolina								
Florida State								
Virginia Tech								
at Virginia								
USF								
at Duke								

# 2012 STATISTICS (OVERALL: 3-1, ACC: 2-0, HOME: 1-0, AWAY: 2-1)

## GAME-BY-GAME TACKLES (UT-AT-TT)

	UT-AT-TT	at BC	at KSU	B-CU	at GT	NCSU	vs. ND	UNC	FSU	VT	at UVA	USF	at Duke
Shayon Green	17-11-28	4-3-7	5-3-8	5-3-8	3-2-5								
Eddie Johnson	15-9-24	4-1-5	3-4-7	2-1-3	6-3-9								
Brandon McGee	13-5-18	3-2-5	2-0-2	3-2-5	5-1-6								
Kacy Rodgers II	16-2-18	7-1-8	2-0-2	2-0-2	5-1-6								
Anthony Chickillo	14-2-16	1-1-2	2-0-2	4-1-5	7-0-7								
Denzel Perryman	13-3-16	5-2-7	5-0-5	3-1-4	DNP								
Tyrone Cornileus	10-6-16	-	4-3-7	2-1-3	4-2-6								
Deon Bush	16-0-16	4-0-4	6-0-6	3-0-3	3-0-3								
Jimmy Gaines	8-6-14	1-2-3	1-2-3	1-0-1	5-2-7								
Olsen Pierre	8-4-12	2-0-2	5-2-7	0-1-1	1-1-2								
Vaughn Telemaque	5-5-10	2-3-5	3-2-5	DNP	DNP								
Ramon Buchanan	6-4-10	4-2-6	2-2-4	DNP	DNP								
Thurston Armbrister	8-2-10	2-1-3	2-0-2	1-1-2	3-0-3								
Thomas Finnie	8-0-8	4-0-4	2-0-2	2-0-2	-								
Kelvin Cain	4-4-8	1-2-3	1-0-1	1-2-3	1-0-1								
Gionni Paul	5-2-7	DNP	DNP	2-2-4	3-0-3								
Tyriq McCord	5-2-7	1-1-2	-	4-1-5	-								
Darius Smith	4-1-5	1-0-1	1-1-2	2-0-2	-								
AJ Highsmith	4-1-5	-	1-1-2	1-0-1	2-0-2								
Luther Robinson	1-4-5	0-2-2	DNP	0-1-1	1-1-2								
Jalen Grimble	4-1-5	1-0-1	2-0-2	1-1-2	-								
Rayshawan Jenkins	2-2-4	-	0-1-1	1-1-2	1-0-1								
Corey King	3-0-3	DNP	DNP	2-0-2	1-0-1								
Eduardo Clements	3-0-3	1-0-1	-	1-0-1	1-0-1								
Tracy Howard	1-2-3	0-1-1	1-0-1	0-1-1	-								
Jelani Hamilton	2-1-3	-	DNP	2-1-3	DNP								
Andrew Swasey	3-0-3	1-0-1	2-0-2	-	DNP								
Earl Moore	1-1-2	-	0-1-1	1-0-1	-								
Antonio Crawford	2-0-2	-	-	1-0-1	1-0-1								
Clive Walford	2-0-2	1-0-1	1-0-1	-	-								
Nantambu Fentress	2-0-2	-	-	2-0-2	-								
Ladarius Gunter	2-0-2	1-0-1	-	-	1-0-1								
Davon Johnson	1-0-1	-	-	1-0-1	-								
Dalton Botts	1-0-1	-	-	-	1-0-1								
Ricardo Williams	1-0-1	DNP	DNP	DNP	1-0-1								
Malcolm Lewis	1-0-1	-	-	1-0-1	-								
Akil Craig	0-1-1	DNP	DNP	0-1-1	DNP								
Dallas Crawford	1-0-1	-	-	-	1-0-1								
Maurice Hagens	0-1-1	-	-	-	0-1-1								

## GAME-BY-GAME TACKLES FOR LOSS (TFL-YDS)

	TFL-YDS	at BC	at KSU	B-CU	at GT	NCSU	vs. ND	UNC	FSU	VT	at UVA	USF	at Duke
Anthony Chickillo	4.0-12	-	1.0-1	-	3.0-11								
Denzel Perryman	3.0-4	1.0-2	1.0-1	1.0-1	DNP								
Olsen Pierre	2.5-4	1.0-1	1.0-3	-	0.5-0								
Eddie Johnson	2.5-4	1.0-1	1.0-2	-	0.5-1								
Brandon McGee	2.0-6	-	-	1.0-1	1.0-5								
Tyriq McCord	2.0-15	-	-	2.0-15	-								
Shayon Green	1.5-20	0.5-1	1.0-19	-	-								
Gionni Paul	1.0-2	DNP	DNP	1.0-2	-								
Jimmy Gaines	1.0-7	-	-	-	1.0-7								
Ladarius Gunter	1.0-1	-	-	-	1.0-1								
Jelani Hamilton	1.0-2	-	DNP	1.0-2	DNP								
Deon Bush	1.0-2	-	-	-	1.0-2								
Darius Smith	1.0-3	-	-	1.0-3	-								
Ramon Buchanan	0.5-2	0.5-2	-	DNP	DNP								

## GAME-BY-GAME SACKS (SACKS-YDS)

	SACKS-YDS	at BC	at KSU	B-CU	at GT	NCSU	vs. ND	UNC	FSU	VT	at UVA	USF	at Duke
Tyriq McCord	2.0-15	-	-	2.0-15	-								
Anthony Chickillo	2.0-6	-	1.0-1	-	1.0-5								
Darius Smith	1.0-3	-	-	1.0-3	-								



# 2012 STATISTICS (OVERALL: 3-1, ACC: 2-0, HOME: 1-0, AWAY: 2-1)

## SCORING DRIVES

OPPONENT	PLAYS	YDS	DRIVE		QTR/	DRIVE	PLAY
			TIME	CLOCK			
at Boston College	13	83	3:42	1st/0:53	UM17		Clements 1 run
at Boston College				1st/0:00			Perryman 41 interception return
at Boston College	4	77	1:51	2nd/7:02	UM23		D. Johnson 54 run
at Boston College	15	62	4:46	3rd/5:06	UM38		Wieclaw 22 FG
at Boston College	4	79	1:17	3rd/1:18	UM21		D. Johnson 56 run
at Boston College	4	0	0:46	4th/13:35	BC6		Wieclaw 24 FG
at Boston College	8	47	2:23	4th/9:49	UM47		Lewis 18 pass from Morris
at Kansas State	7	60	2:41	1st/0:11	UM25		Wieclaw 32 FG
at Kansas State	7	70	1:42	2nd/0:00	UM20		Wieclaw 27 FG
at Kansas State	4	17	1:39	4th/3:51	KS17		Walford 2 pass from Williams
Bethune-Cookman				1st/2:25			D. Johnson 95 kickoff return
Bethune-Cookman	9	50	2:31	2nd/5:48	50		D. Johnson 1 run
Bethune-Cookman	9	64	2:41	2nd/0:35	UM36		Wieclaw 20 FG
Bethune-Cookman	6	78	2:09	3rd/4:26	UM22		D. Johnson 50 pass from Morris
Bethune-Cookman	4	55	1:24	4th/8:25	UM45		D. Johnson 28 run
Bethune-Cookman	4	21	2:22	4th/3:56	BC21		Clements 10 run
at Georgia Tech	3	75	0:57	1st/14:03	UM25		Dorsett 65 pass from Morris
at Georgia Tech	8	66	2:39	1st/4:11	UM34		Wieclaw 38 FG
at Georgia Tech				1st/4:11			Team Safety
at Georgia Tech	10	48	4:03	1st/0:00	GT48		James 1 run
at Georgia Tech	17	74	5:33	3rd/4:25	UM20		Wieclaw 23 FG
at Georgia Tech	10	82	3:07	4th/13:41	UM18		James 15 run
at Georgia Tech	8	91	1:33	4th/0:27	UM9		James 10 pass from Morris
at Georgia Tech	2	25		OT	GT25		James 25 run
<b>AVERAGE DRIVE</b>	<b>7.4</b>	<b>58.3</b>	<b>2:22</b>				

## DRIVES SUPERLATIVES

<b>MOST PLAYS:</b>	17 at Georgia Tech	<b>FEWEST PLAYS:</b>	2 at Georgia Tech
<b>MOST YARDS:</b>	91 at Georgia Tech	<b>FEWEST YARDS:</b>	0 at Boston College
<b>LONGEST TIME:</b>	5:33 at Georgia Tech	<b>SHORTEST TIME:</b>	0:46 at Boston College

## LONG PLAYS (25-plus yards from scrimmage)

YDS	PLAY	OPPONENT (QTR)
65	Phillip Dorsett pass from Stephen Morris [TD]	at Georgia Tech (1st)
56	Duke Johnson run [TD]	at Boston College (3rd)
56	Clive Walford pass from Stephen Morris	at Kansas State (1st)
54	Duke Johnson run [TD]	at Boston College (2nd)
50	Duke Johnson pass from Stephen Morris [TD]	Bethune-Cookman (3rd)
41	Denzel Perryman interception return [TD]	at Boston College (1st)
41	Phillip Dorsett pass from Stephen Morris	at Georgia Tech (2nd)
32	Duke Johnson run	at Georgia Tech (4th)
28	Duke Johnson run [TD]	Bethune-Cookman (4th)
28	Ladarius Gunter fumble return	at Boston College (4th)
25	Rashawn Scott pass from Stephen Morris	at Kansas State (2nd)
25	Rashawn Scott pass from Stephen Morris	at Georgia Tech (4th)
25	Mike James run [TD]	at Georgia Tech (OT)

## RED ZONE

	SCORE	TIMES IN			RUSH	PASS	-----FAILED TO SCORE INSIDE 20-----							
		RED ZONE	SCORES	POINTS			TDS	TDS	FGS	FGA	DOWNS	INT	FUM	HALF
at Boston College	41-32	4	4	20	2	1	2	0	0	0	0	0	0	0
at Kansas State	13-52	4	3	13	1	0	2	0	1	0	0	0	0	0
Bethune-Cookman	38-10	3	3	17	2	2	1	0	0	0	0	0	0	0
at Georgia Tech	42-36	5	4	24	3	2	1	1	0	0	0	0	0	0
<b>TOTALS</b>		<b>16</b>	<b>14</b>	<b>74</b>	<b>8</b>	<b>5</b>	<b>6</b>	<b>1</b>	<b>1</b>	<b>0</b>	<b>0</b>	<b>0</b>	<b>0</b>	<b>0</b>
<b>OPPONENTS</b>		<b>17</b>	<b>15</b>	<b>85</b>	<b>10</b>	<b>8</b>	<b>5</b>	<b>1</b>	<b>1</b>	<b>0</b>	<b>0</b>	<b>0</b>	<b>0</b>	<b>0</b>

SEASON PCT. (OVERALL): 14 of 16 (87.5%)

SEASON PCT. (TDS): 8 of 16 (50.0%)

SEASON PCT. (FGS): 6 of 16 (37.5%)

SEASON PCT. (NO SCORE): 2 of 16 (12.5%)

# 2012 STATISTICS (OVERALL: 3-1, ACC: 2-0, HOME: 1-0, AWAY: 2-1)

## MIAMI INDIVIDUAL GAME HIGHS

<b>Rushes</b>	15	Mike James at Georgia Tech (Sep 22, 2012)
<b>Yards Rushing</b>	135	Duke Johnson at Boston College (Sep 01, 2012)
<b>TD Rushes</b>	3	Mike James at Georgia Tech (Sep 22, 2012)
<b>Long Rush</b>	56	Duke Johnson at Boston College (Sep 01, 2012)
<b>Pass attempts</b>	52	Stephen Morris at Georgia Tech (Sep 22, 2012)
<b>Pass completions</b>	31	Stephen Morris at Georgia Tech (Sep 22, 2012)
<b>Yards Passing</b>	436	Stephen Morris at Georgia Tech (Sep 22, 2012)
<b>TD Passes</b>	2	Stephen Morris at Georgia Tech (Sep 22, 2012)
<b>Long Pass</b>	65	Stephen Morris at Georgia Tech (Sep 22, 2012)
<b>Receptions</b>	9	Phillip Dorsett at Georgia Tech (Sep 22, 2012)
<b>Yards Receiving</b>	184	Phillip Dorsett at Georgia Tech (Sep 22, 2012)
<b>TD Receptions</b>	1	5 different players
<b>Long Reception</b>	65	Phillip Dorsett at Georgia Tech (Sep 22, 2012)
<b>Field Goals</b>	2	Jake Wieclaw at Boston College (Sep 01, 2012) Jake Wieclaw at Kansas State (Sep 08, 2012) Jake Wieclaw at Georgia Tech (Sep 22, 2012)
<b>Long Field Goal</b>	38	Jake Wieclaw at Georgia Tech (Sep 22, 2012)
<b>Punts</b>	5	Dalton Botts at Boston College (Sep 01, 2012)
<b>Punting Avg</b>	43.8	Dalton Botts vs Bethune-Cookman (Sep 15, 2012)
<b>Long Punt</b>	51	Dalton Botts vs Bethune-Cookman (Sep 15, 2012)
<b>Long Punt Return</b>	13	Phillip Dorsett at Georgia Tech (Sep 22, 2012)
<b>Long Kickoff Return</b>	95	Duke Johnson vs Bethune-Cookman (Sep 15, 2012)
<b>Tackles</b>	9	Eddie Johnson at Georgia Tech (Sep 22, 2012)
<b>Sacks</b>	2.0	Tyriq McCord vs Bethune-Cookman (Sep 15, 2012)
<b>Tackles For Loss</b>	3.0	Anthony Chickillo at Georgia Tech (Sep 22, 2012)
<b>Interceptions</b>	1	Denzel Perryman at Boston College (Sep 01, 2012) Brandon McGee at Kansas State (Sep 08, 2012) Dallas Crawford vs Bethune-Cookman (Sep 15, 2012)

## MIAMI TEAM GAME HIGHS

<b>Rushes</b>	34	at Boston College (Sep 01, 2012)
<b>Yards Rushing</b>	215	vs Bethune-Cookman (Sep 15, 2012)
<b>Yards Per Rush</b>	7.4	vs Bethune-Cookman (Sep 15, 2012)
<b>TD Rushes</b>	3	at Boston College (Sep 01, 2012) vs Bethune-Cookman (Sep 15, 2012) at Georgia Tech (Sep 22, 2012)
<b>Pass attempts</b>	52	at Georgia Tech (Sep 22, 2012)
<b>Pass completions</b>	31	at Georgia Tech (Sep 22, 2012)
<b>Yards Passing</b>	436	at Georgia Tech (Sep 22, 2012)
<b>Yards Per Pass</b>	8.4	at Georgia Tech (Sep 22, 2012)
<b>TD Passes</b>	2	at Georgia Tech (Sep 22, 2012)
<b>Total Plays</b>	84	at Georgia Tech (Sep 22, 2012)
<b>Total Offense</b>	609	at Georgia Tech (Sep 22, 2012)
<b>Yards Per Play</b>	7.2	at Georgia Tech (Sep 22, 2012)
<b>Points</b>	42	at Georgia Tech (Sep 22, 2012)
<b>Sacks By</b>	3	vs Bethune-Cookman (Sep 15, 2012)
<b>First Downs</b>	30	at Georgia Tech (Sep 22, 2012)
<b>Penalties</b>	9	at Boston College (Sep 01, 2012) vs Bethune-Cookman (Sep 15, 2012)
<b>Penalty Yards</b>	78	at Boston College (Sep 01, 2012)
<b>Turnovers</b>	3	at Kansas State (Sep 08, 2012)
<b>Interceptions By</b>	1	at Boston College (Sep 01, 2012) at Kansas State (Sep 08, 2012) vs Bethune-Cookman (Sep 15, 2012)

## OPPONENT INDIVIDUAL GAME HIGHS

<b>Rushes</b>	22	Klein, Collin, at Kansas State (Sep 08, 2012)
<b>Yards Rushing</b>	106	Hubert, John, at Kansas State (Sep 08, 2012)
<b>TD Rushes</b>	3	Klein, Collin, at Kansas State (Sep 08, 2012) Washington, T., at Georgia Tech (Sep 22, 2012)
<b>Long Rush</b>	37	Godhigh, R., at Georgia Tech (Sep 22, 2012)
<b>Pass attempts</b>	51	Rettig, C, at Boston College (Sep 01, 2012)
<b>Pass completions</b>	32	Rettig, C, at Boston College (Sep 01, 2012)
<b>Yards Passing</b>	441	Rettig, C, at Boston College (Sep 01, 2012)
<b>TD Passes</b>	2	Rettig, C, at Boston College (Sep 01, 2012)
<b>Long Pass</b>	58	Klein, Collin, at Kansas State (Sep 08, 2012) Washington, T., at Georgia Tech (Sep 22, 2012)
<b>Receptions</b>	10	Amidon, A, at Boston College (Sep 01, 2012)
<b>Yards Receiving</b>	149	Amidon, A, at Boston College (Sep 01, 2012)
<b>TD Receptions</b>	1	Kimble, T, at Boston College (Sep 01, 2012) Sinkovec, J, at Boston College (Sep 01, 2012) Sexton, Curry, at Kansas State (Sep 08, 2012)
<b>Long Reception</b>	58	Trujillo, Zach, at Kansas State (Sep 08, 2012) Greene, J., at Georgia Tech (Sep 22, 2012)
<b>Field Goals</b>	3	Freese, N, at Boston College (Sep 01, 2012)
<b>Long Field Goal</b>	37	Freese, N, at Boston College (Sep 01, 2012)
<b>Punts</b>	8	KOWALSKI, Kory, vs Bethune-Cookman (Sep 15, 2012)
<b>Punting Avg</b>	52.0	Doerr, Ryan, at Kansas State (Sep 08, 2012)
<b>Long Punt</b>	53	KOWALSKI, Kory, vs Bethune-Cookman (Sep 15, 2012)
<b>Long Punt Return</b>	56	Golden, J., at Georgia Tech (Sep 22, 2012)
<b>Long Kickoff Return</b>	36	Lockett, Tyler, at Kansas State (Sep 08, 2012)
<b>Tackles</b>	14	Pierre-Louis, K, at Boston College (Sep 01, 2012)
<b>Sacks</b>	2.0	Davis, Adam, at Kansas State (Sep 08, 2012)
<b>Tackles For Loss</b>	2.0	Tuggle, Justin, at Kansas State (Sep 08, 2012) Brown, Arthur, at Kansas State (Sep 08, 2012) Davis, Adam, at Kansas State (Sep 08, 2012)
<b>Interceptions</b>	1	Rositano, S, at Boston College (Sep 01, 2012) BURKE, Tim, vs Bethune-Cookman (Sep 15, 2012) Thomas, Jr., at Georgia Tech (Sep 22, 2012)

## OPPONENT TEAM GAME HIGHS

<b>Rushes</b>	60	at Kansas State (Sep 08, 2012)
<b>Yards Rushing</b>	288	at Kansas State (Sep 08, 2012)
<b>Yards Per Rush</b>	4.9	at Georgia Tech (Sep 22, 2012)
<b>TD Rushes</b>	6	at Kansas State (Sep 08, 2012)
<b>Pass attempts</b>	51	at Boston College (Sep 01, 2012)
<b>Pass completions</b>	32	at Boston College (Sep 01, 2012)
<b>Yards Passing</b>	441	at Boston College (Sep 01, 2012)
<b>Yards Per Pass</b>	19.1	at Kansas State (Sep 08, 2012)
<b>TD Passes</b>	2	at Boston College (Sep 01, 2012)
<b>Total Plays</b>	85	at Boston College (Sep 01, 2012)
<b>Total Offense</b>	537	at Boston College (Sep 01, 2012)
<b>Yards Per Play</b>	7.0	at Kansas State (Sep 08, 2012)
<b>Points</b>	52	at Kansas State (Sep 08, 2012)
<b>Sacks By</b>	5	at Kansas State (Sep 08, 2012)
<b>First Downs</b>	29	at Boston College (Sep 01, 2012)
<b>Penalties</b>	7	vs Bethune-Cookman (Sep 15, 2012)
<b>Penalty Yards</b>	45	vs Bethune-Cookman (Sep 15, 2012)
<b>Turnovers</b>	3	at Boston College (Sep 01, 2012)
<b>Interceptions By</b>	1	at Boston College (Sep 01, 2012) vs Bethune-Cookman (Sep 15, 2012) at Georgia Tech (Sep 22, 2012)

# PARTICIPATION

NO	CODE	PLAYER	at BC	at KS	B-CU	at GT	NCSU	vs ND	UNC	FSU	VT	at UVA	USF	at Duke
1	–	Allen Hurns	<b>START</b>	<b>START</b>	<i>DNP</i>	XXX								
2	–	Deon Bush	XXX	XXX	<b>START</b>	<b>START</b>								
3	–	Tracy Howard	XXX	XXX	XXX	XXX								
4	–	Phillip Dorsett	<b>START</b>	<b>START</b>	<b>START</b>	<b>START</b>								
5	–	Mike James	<b>START</b>	<b>START</b>	<b>START</b>	<b>START</b>								
6	–	Robert Lockhart Jr.	<i>DNP</i>	<i>DNP</i>	<i>DNP</i>	<i>DNP</i>								
7	–	Vaughn Telemaque	<b>START</b>	<b>START</b>	<i>DNP</i>	<i>DNP</i>								
8	–	Duke Johnson	<b>START</b>	XXX	<b>START</b>	XXX								
9	–	Malcolm Lewis	XXX	XXX	<b>START</b>	XXX								
11	–	Ryan Williams	<i>DNP</i>	XXX	XXX	XXX								
11	1A	Larry Hope	<i>DNP</i>	<i>DNP</i>	<i>DNP</i>	<i>DNP</i>								
12	–	Preston Dewey	<i>DNP</i>	<i>DNP</i>	<i>DNP</i>	<i>DNP</i>								
13	–	Dalton Botts	XXX	XXX	XXX	XXX								
15	–	D'Mauri Jones	<i>DNP</i>	<i>DNP</i>	<i>DNP</i>	<i>DNP</i>								
15	5A	Cameron Dean	<i>DNP</i>	<i>DNP</i>	<i>DNP</i>	<i>DNP</i>								
16	–	Gray Crow	<i>DNP</i>	<i>DNP</i>	<i>DNP</i>	<i>DNP</i>								
17	–	Stephen Morris	<b>START</b>	<b>START</b>	<b>START</b>	<b>START</b>								
17	7A	Tyriq McCord	XXX	XXX	XXX	XXX								
18	–	Matt Goudis	<i>DNP</i>	<i>DNP</i>	XXX	XXX								
18	8A	Chad Barnes	<i>DNP</i>	<i>DNP</i>	<i>DNP</i>	<i>DNP</i>								
19	–	David Thompson	<i>DNP</i>	<i>DNP</i>	<i>DNP</i>	<i>DNP</i>								
20	–	Thomas Finnie	<b>START</b>	<b>START</b>	<b>START</b>	<b>START</b>								
21	–	Brandon McGee	<b>START</b>	<b>START</b>	<b>START</b>	<b>START</b>								
22	–	Kacy Rodgers II	<b>START</b>	<b>START</b>	XXX	XXX								
23	–	Eduardo Clements	XXX	XXX	XXX	XXX								
24	–	Davon Johnson	XXX	XXX	XXX	XXX								
24	4A	Joey McNeil	<i>DNP</i>	<i>DNP</i>	<i>DNP</i>	<i>DNP</i>								
24	4B	Stephen Sweeney	<i>DNP</i>	<i>DNP</i>	<i>DNP</i>	<i>DNP</i>								
25	–	Dallas Crawford	XXX	XXX	XXX	XXX								
26	–	Darris Hughes	<i>DNP</i>	<i>DNP</i>	XXX	<i>DNP</i>								
27	–	Jameson Labady	<i>DNP</i>	<i>DNP</i>	<i>DNP</i>	<i>DNP</i>								
27	7B	Ricky Carroll	<i>DNP</i>	<i>DNP</i>	<i>DNP</i>	<i>DNP</i>								
28	–	Andrew Swasey	XXX	XXX	XXX	<i>DNP</i>								
28	8B	Shawn O'Dare	<i>DNP</i>	<i>DNP</i>	<i>DNP</i>	<i>DNP</i>								
29	–	Rayshawn Jenkins	XXX	XXX	XXX	XXX								
30	–	A.J. Highsmith	XXX	XXX	<b>START</b>	<b>START</b>								
31	–	Tyrone Cornileus	XXX	XXX	<b>START</b>	<b>START</b>								
32	–	Danny Dillard	<i>DNP</i>	<i>DNP</i>	<i>DNP</i>	<i>DNP</i>								
33	–	Maurice Hagens	XXX	XXX	XXX	XXX								
34	–	Thurston Armbrister	<b>START</b>	<b>START</b>	XXX	XXX								
35	–	Nate Dortch	<i>DNP</i>	<i>DNP</i>	XXX	<i>DNP</i>								
36	–	Gionni Paul	<i>DNP</i>	<i>DNP</i>	XXX	XXX								
37	–	Ladarius Gunter	XXX	XXX	XXX	XXX								
37	7C	Alex Irastorza	<i>DNP</i>	<i>DNP</i>	<i>DNP</i>	<i>DNP</i>								
38	–	Jordan Tolson	<i>DNP</i>	<i>DNP</i>	XXX	<i>DNP</i>								
39	–	Antonio Crawford	XXX	XXX	XXX	XXX								
40	–	Jake Wieclaw	XXX	XXX	XXX	XXX								
43	–	Sean Harvey	<i>DNP</i>	<i>DNP</i>	XXX	<i>DNP</i>								
44	–	Eddie Johnson	XXX	<b>START</b>	<b>START</b>	<b>START</b>								
45	–	Ramon Buchanan	<b>START</b>	<b>START</b>	<i>DNP</i>	<i>DNP</i>								
46	–	Clive Walford	XXX	<b>START</b>	XXX	<b>START</b>								
46	6A	Ricky Perez	<i>DNP</i>	<i>DNP</i>	<i>DNP</i>	<i>DNP</i>								
46	6B	Hugo Delpenha Jr.	<i>DNP</i>	<i>DNP</i>	<i>DNP</i>	<i>DNP</i>								
47	–	Akil Craig	<i>DNP</i>	<i>DNP</i>	XXX	<i>DNP</i>								
48	–	Brandon Yosha	<i>DNP</i>	XXX	XXX	XXX								
48	8C	Chris Dunckel	<i>DNP</i>	<i>DNP</i>	<i>DNP</i>	<i>DNP</i>								
49	–	Dyron Dye	<b>START</b>	<b>START</b>	<b>START</b>	<b>START</b>								
51	–	Shayon Green	<b>START</b>	<b>START</b>	<b>START</b>	<b>START</b>								
52	–	Denzel Perryman	<b>START</b>	<b>START</b>	<b>START</b>	<i>DNP</i>								
54	–	JaWand Blue	<i>DNP</i>	<i>DNP</i>	<i>DNP</i>	<i>DNP</i>								
55	–	Ben Jones	<i>DNP</i>	<i>DNP</i>	XXX	XXX								

# PARTICIPATION

NO	CODE	PLAYER	at BC	at KS	B-CU	at GT	NCSU	vs ND	UNC	FSU	VT	at UVA	USF	at Duke
55	5B	Frank Gabriel	DNP	DNP	DNP	DNP								
56	—	Raphael Kirby	DNP	DNP	DNP	DNP								
57	—	Nantambu Fentress	XXX	XXX	XXX	XXX								
58	—	Gabriel Terry	XXX	XXX	XXX	DNP								
59	—	Jimmy Gaines	XXX	XXX	XXX	XXX								
60	—	Sean McNally	XXX	XXX	XXX	DNP								
61	—	Paul Kelly	DNP	DNP	XXX	XXX								
62	—	Shane McDermott	<b>START</b>	<b>START</b>	<b>START</b>	<b>START</b>								
63	—	Danny Isidora	DNP	DNP	DNP	DNP								
64	—	Hunter Wells	DNP	DNP	DNP	DNP								
65	—	Brandon Linder	<b>START</b>	<b>START</b>	<b>START</b>	<b>START</b>								
66	—	Dequan Ivery	DNP	DNP	DNP	DNP								
67	—	Corey King	DNP	DNP	XXX	XXX								
68	—	Jeremy Lewis	XXX	XXX	XXX	DNP								
69	—	Eduardo Lopez	DNP	DNP	DNP	DNP								
70	—	Jon Feliciano	<b>START</b>	<b>START</b>	<b>START</b>	<b>START</b>								
71	—	Anthony Chickillo	<b>START</b>	<b>START</b>	<b>START</b>	<b>START</b>								
72	—	Earl Moore	XXX	XXX	XXX	XXX								
73	—	Anthony Cilli	DNP	DNP	DNP	DNP								
74	—	Ereck Flowers	<b>START</b>	<b>START</b>	<b>START</b>	<b>START</b>								
75	—	Jared Wheeler	XXX	XXX	XXX	XXX								
76	—	Taylor Gadbois	DNP	DNP	DNP	DNP								
77	—	Seantrel Henderson	DNP	XXX	XXX	XXX								
78	—	Jermaine Johnson	XXX	XXX	XXX	XXX								
79	—	Malcolm Bunche	<b>START</b>	<b>START</b>	<b>START</b>	<b>START</b>								
80	—	Rayshawn Scott	XXX	XXX	XXX	XXX								
81	—	Jontavious Carter	DNP	DNP	DNP	DNP								
82	—	Asante Cleveland	XXX	XXX	XXX	XXX								
83	—	Kendal Thompkins	XXX	XXX	XXX	XXX								
84	—	Cory White	DNP	DNP	DNP	DNP								
85	—	David Perry	DNP	XXX	XXX	DNP								
86	—	Herb Waters	XXX	XXX	XXX	XXX								
87	—	Jacoby Briscoe	DNP	DNP	DNP	DNP								
87	7D	Garrett Kidd	DNP	DNP	DNP	XXX								
88	—	Ronald Regula	DNP	DNP	DNP	DNP								
88	8D	Zach Costa	DNP	DNP	DNP	DNP								
90	—	Ricardo Williams	DNP	DNP	DNP	DNP								
91	—	Olsen Pierre	<b>START</b>	<b>START</b>	<b>START</b>	<b>START</b>								
92	—	Jalen Grimble	XXX	XXX	XXX	XXX								
93	—	Luther Robinson	XXX	DNP	XXX	XXX								
94	—	Kelvin Cain	XXX	XXX	XXX	XXX								
95	—	Jake O'Donnell	DNP	DNP	DNP	DNP								
96	—	Curtis Porter	DNP	DNP	DNP	DNP								
97	—	Dwayne Holett	DNP	DNP	DNP	DNP								
98	—	Darius Smith	<b>START</b>	<b>START</b>	<b>START</b>	<b>START</b>								
99	—	Jelani Hamilton	XXX	XXX	XXX	DNP								

# GAME RECAPS

GAME 1 • CHESTNUT HILL, MASS. • ALUMNI STADIUM			
		MIAMI	41
		BOSTON COLLEGE	32
SCAN QR CODE FOR: Photos, Stats, Interviews, Highlights, Game Replay			

GAME 2 • MANHATTAN, KAN. • SNYDER FAMILY STADIUM			
		MIAMI	13
		21/20 KANSAS STATE	52
SCAN QR CODE FOR: Photos, Stats, Interviews, Highlights, Game Replay			

GAME 3 • MIAMI GARDENS, FLA. • SUN LIFE STADIUM			
		BETHUNE-COOKMAN	10
		MIAMI	38
SCAN QR CODE FOR: Photos, Stats, Interviews, Highlights, Game Replay			

## GAME NOTES

- **Denzel Perryman's** interception return for a touchdown was the first for the Hurricanes since Oct. 1, 2011, when **Kelvin Cain** returned one 59 yards against Bethune-Cookman.
- With his second-quarter TD run, **Duke Johnson** became the first Miami true freshman to start and score in a season-opener since Aug. 28, 2008, when **Jacory Harris** raced 30 yards against Charleston Southern.
- Miami improved to 57-29-1 all-time in season openers and won for the fourth time in its last five season openers.
- It was Miami's first win at Boston College since 2001.
- **RB Duke Johnson**, who had TD runs of 54 and 56 yards, totaled 135 yards for the game, the most by a UM true freshman since **Javaris James** (148 yards) against Houston (Sept. 30, 2006).
- **WR Allen Hurns** recorded a career-high 81 yards on 8 catches.
- **WR Malcolm Lewis** notched a receiving touchdown in his debut, as three of the Canes' four offensive TDs scored by true freshmen.

## STATISTICS

SCORING	1	2	3	4	OT	F
Miami	14	7	10	10	—	41
Boston College	14	6	3	9	—	32

## SCORING SUMMARY

1st	12:26	BC	Williams 4 run (Freese kick)
	7:54	BC	Sinkovec 15 pass from Rettig (Freese kick)
	0:53	UM	Clements 1 run (Wieclaw kick)
	0:00	UM	Perryman 41 INT return (Wieclaw kick)
2nd	10:53	BC	Freese 26 FG
	9:02	UM	Du. Johnson 54 run (Wieclaw kick)
	3:32	BC	Freese 37 FG
3rd	9:52	BC	Freese 30 FG
	5:06	UM	Wieclaw 22 FG
	1:18	UM	Du. Johnson 56 run (Wieclaw kick)
4th	13:35	UM	Wieclaw 24 FG
	9:49	UM	Lewis 18 pass from Morris (Wieclaw kick)
	6:48	BC	Kimble 17 pass from Rettig (Freese kick)
	0:04	BC	Team safety

## TEAM STATISTICS

	UM	BC
<b>FIRST DOWNS</b>	22	29
<b>RUSHES-YARDS (NET)</b>	34-208	34-96
<b>PASSING YDS (NET)</b>	207	441
Passes Att-Comp-Int	45-28-1	51-32-1
<b>TOTAL OFFENSE PLAYS-YARDS</b>	79-415	85-537
Fumble Returns-Yards	1-28	0-0
Punt Returns-Yards	3-9	1-1
Kickoff Returns-Yards	6-110	7-85
Interception Returns-Yards	1-41	1-11
Punts (Number-Avg)	5-40.6	3-38.7
Fumbles-Lost	2-0	4-2
Penalties-Yards	9-78	3-30
Possession Time	26:21	33:39
Third-Down Conversions	11 of 21	6 of 14
Fourth-Down Conversions	1 of 2	0 of 1
Red-Zone Scores-Chances	4-4	6-7

## INDIVIDUAL STATISTICS

**RUSHING:** UM — Du. Johnson 7-135 2 TD, James 14-54, Morris 8-18, Clements 3-4 1 TD, Botts 1-1, Dorsett 1-2. BC — Williams 18-49 1 TD, Kimble 10-45, Coleman 1-6, Team 1-1, Amidon 1-1, Rettig 3-2.

**PASSING:** UM — Morris 28-45-1-207 1 TD. BC — Rettig 32-51-1-441 2 TD.

**RECEIVING:** UM — Hurns 8-81, Lewis 4-42 1 TD, Du. Johnson 3-10, Dorsett 3-9, Scott 2-23, Cleveland 2-12, Walford 2-10, James 2-7, Da. Johnson 1-7, Clements 1-6. BC — Amidon 10-149, Kimble 8-130 1 TD, Sinkovec 3-67 1 TD, Miller 3-38, Coleman 2-13, Evans 2-11, Williams 2-7, Elliott 1-19, Parsons 1-7.

**INTERCEPTIONS:** UM — Perryman 1-41 TD. BC — Rositano 1-11.

**FUMBLES:** UM — Dorsett 1-0, Dye 1-0. BC — Kimble 1-1, Rettig 1-0, Rositano 1-0, Williams 1-1.

**SACKS (UA-A):** UM — None. BC — Edeball 0.5-4, Rudolph 0.5-4.

**TACKLES (UA-A):** UM — Rodgers II 7-1, Perryman 5-2, Green 4-3, Buchanan 4-2, E. Johnson 4-1, McGee 3-2, Telemaque 2-3. BC — Pierre-Louis 8-6, Divitto 7-4, Clancy 6-2, Keyes 4-4, Sylvia 4-3, Edeball 2-4.

## GAME NOTES

- **TE Clive Walford's** 56-yard catch and run in the first quarter was the longest reception of his career.
- **DL Anthony Chickillo** ended the first quarter with a sack of Collin Klein. It was the Hurricanes' first sack of the 2012 season.
- **LB Eddie Johnson** started his first game for the Hurricanes and recorded a career high in tackles with seven stops (three solo, four assist).
- **RB Duke Johnson** racked up a career-high 77-yard kickoff return in the fourth quarter to help setup a touchdown.
- **QB Ryan Williams** recorded his first touchdown pass as a Hurricane in the fourth quarter.

## STATISTICS

SCORING	1	2	3	4	OT	F
Miami	3	3	0	7	—	13
Kansas State	14	10	7	21	—	52

## SCORING SUMMARY

1st	8:13	KS	Klein 1 run (Cantele kick)
	2:52	KS	Klein 6 run (Cantele kick)
	0:11	UM	Wieclaw 32 FG
2nd	10:20	KS	Cantele 21 FG
	6:10	KS	Sexton 27 pass from Klein (Cantele kick)
	0:00	UM	Wieclaw 27 FG
3rd	9:16	KS	Klein 1 run (Cantele kick)
4th	11:12	KS	Hubert 4 run (Cantele kick)
	10:51	KS	Sams 15 run (Cantele kick)
	5:30	KS	Sams 11 run (Cantele kick)
	3:51	UM	Walford 2 pass from Williams (Wieclaw kick)

## TEAM STATISTICS

	UM	KS
<b>FIRST DOWNS</b>	13	27
<b>RUSHES-YARDS (NET)</b>	29-40	60-288
<b>PASSING YDS (NET)</b>	222	210
Passes Att-Comp-Int	21-28-0	9-11-1
<b>TOTAL OFFENSE PLAYS-YARDS</b>	262	498
Fumble Returns-Yards	0-0	0-0
Punt Returns-Yards	0-0	1-12
Kickoff Returns-Yards	6-160	2-54
Interception Returns-Yards	1-0	0-0
Punts (Number-Avg)	4-40.0	1-52.0
Fumbles-Lost	3-3	2-0
Penalties-Yards	4-30	2-12
Possession Time	22:44	37:16
Third-Down Conversions	5 of 13	8 of 11
Fourth-Down Conversions	0 of 1	0 of 0
Red-Zone Scores-Chances	3-4	7-8

## INDIVIDUAL STATISTICS

**RUSHING:** UM — James 9-27, Du. Johnson 6-19, Clements 4-1, Dorsett 1-1, Morris 9-6. KS — Hubert 19-106 1 TD, Klein 22-71 3 TD, Sams 3-47 2 TD, Robinson 3-20, Pease 5-18, Lockett 2-14, Rose 3-7, Thompson 1-6, Johnson 2-6, Harper 0-7.

**PASSING:** UM — Morris 19-26-0-215, Williams 2-2-0-7 1 TD. KS — Klein 9-11-1-210 1 TD.

**RECEIVING:** UM — Scott 4-39, Walford 3-61 1 TD, Dorsett 3-31, Hurns 2-32, De. Johnson 2-19, Du. Johnson 2-18, Thompkins 2-3, Lewis 1-10, Waters 1-5, James 1-4. KS — Lockett 3-59, Thompson 3-57, Trujillo 1-58, Sexton 1-27 1 TD, Harper 1-9.

**INTERCEPTIONS:** UM — McGee 1-0.

**FUMBLES:** UM — Morris 2-2, Clements 1-1. KS — Hubter 1-0, Klein 1-0.

**SACKS (UA-A):** UM — Chickillo 1.0-1. KS — Davis 2.0-13, Brown 1.0-8, Sua 1.0-6, Tuggle 1.0-4.

**TACKLES (UA-A):** UM — Green 5-3, Pierre 5-2, Cornileus 3-4, Bush 6-0, Perryman 5-0, Telemaque 3-2. KS — Brown 7-3, Milo 4-2, Truman 4-1, Evans 3-2, Davis 4-0, Tuggle 4-0, Malone 4-0.

## GAME NOTES

- **S Deon Bush, S A.J. Highsmith** and **WR Malcolm Lewis** made their career-first starts.
- Freshman **RB Duke Johnson** amassed 246 all-purpose yards and scored four touchdowns. In the first quarter, he returned a kickoff 95 yards for Miami's first score of the game. He later added two rushing scores and a 50-yard receiving touchdown.
- Johnson became the first Miami player to score four TDs in a game since **Tyrone Moss** did in 2005 against North Carolina.
- Freshman **DL Tyriq McCord** collected his career-first sacks, accounting for two of Miami's three QB sacks.
- Sophomore **WR Phillip Dorsett** collected 49 receiving yards, passing his previous career-high of 41 yards at USF in 2011.

## STATISTICS

SCORING	1	2	3	4	OT	F
Bethune-Cookman	7	0	0	3	—	10
Miami	7	10	7	14	—	38

## SCORING SUMMARY

1st	2:37	BCU	Jackson 1 run (Hurd kick)
	2:25	UM	Du. Johnson 95 kickoff return (Wieclaw kick)
2nd	5:48	UM	Du. Johnson 1 run (Wieclaw kick)
	0:35	UM	Wieclaw 20 FG
3rd	4:26	UM	Du. Johnson 50 pass from Morris (Wieclaw kick)
4th	9:49	BCU	Hurd 31 FG
	8:25	UM	Du. Johnson 28 run (Wieclaw kick)
	3:56	UM	Clements 10 run (Wieclaw kick)

## TEAM STATISTICS

	BCU	UM
<b>FIRST DOWNS</b>	20	20
<b>RUSHES-YARDS (NET)</b>	53-233	29-215
<b>PASSING YDS (NET)</b>	122	211
Passes Att-Comp-Int	10-26-1	20-35-1
<b>TOTAL OFFENSE PLAYS-YARDS</b>	355	426
Fumble Returns-Yards	1-25	1-7
Punt Returns-Yards	0-0	4-21
Kickoff Returns-Yards	7-74	2-134
Interception Returns-Yards	1-0	1-9
Punts (Number-Avg)	8-38.5	4-43.8
Fumbles-Lost	1-1	1-1
Penalties-Yards	7-45	9-70
Possession Time	36:57	23:03
Third-Down Conversions	7 of 19	4 of 11
Fourth-Down Conversions	1 of 3	0 of 1
Red-Zone Scores-Chances	2-2	3-3

## INDIVIDUAL STATISTICS

**RUSHING:** BCU — Waters 6-60, Allen 2-15, Cabrera 5-14, Wilson 9-6, Williams 4-0. UM — Du. Johnson 14-94 2 TD, James 9-77, Clements 5-37 1 TD, Morris 1-7.

**PASSING:** BCU — Wilson 3-10-0-51, Williams 5-9-0-69, Waters 2-6-0-2, Kowalski 0-1-1-0. UM — Morris 20-35-1-211 1 TD.

**RECEIVING:** BCU — Jackson 2-29, Cleckley 2-27, Stroud 2-17, Poole 1-20, Gordon 1-16, Virgin 1-10, Harris 1-3. UM — Dorsett 6-49, Du. Johnson 3-57 1 TD, Scott 2-36, Dye 2-10, Lewis 2-9, Walford 2-8, Da. Johnson 1-20, James 1-14, Hagens 1-8.




**INTERCEPTIONS:** BCU — Burke 1-0. UM — D. Crawford 1-9.

**FUMBLES:** BCU — Wilson 1-1. UM — Dorsett 1-1.

**SACKS (UA-A):** BCU — None. UM — McCord 2.0-15, D. Smith 1.0-3.

**TACKLES (UA-A):** BCU — Fields 6-1, Addison 4-3, Howard 4-1, Lane 3-2, Marcellon 3-2, Richardson 3-1. UM — Green 5-3, McCord 4-1, Chickillo 4-1, McGee 3-2, Perryman 3-1, Paul 2-2.

# GAME RECAPS

<b>GAME 4 • ATLANTA, GA. • BOBBY DODD STADIUM (OT)</b>		
	 <b>MIAMI</b>	<b>42</b>
	<b>GEORGIA TECH</b>	<b>36</b>
SCAN QR CODE FOR: Photos, Stats, Interviews, Highlights, Game Replay		

## GAME NOTES

- Miami defeated Georgia Tech for the fourth consecutive meeting.
- It was the first overtime win for the Hurricanes since defeating Virginia, 24-17, in Charlottesville on Nov. 1, 2008.
- Miami had 609 yards of total offense, the first time reaching 600 since racking up 629 against McNeese State in 2000.
- Miami was credited with a safety in the first quarter. It was the Canes' first safety since Sept. 17, 2009 when GT's Chandler Anderson kicked an errant snap through the back of the end zone.
- The Canes led 19-0 after the first quarter — the biggest lead after the opening period since leading Charleston Southern, 21-0, on Aug. 28, 2008. It was the largest margin over an ACC opponent after one since going up 21-0 over Wake Forest on Nov. 20, 2004.
- Sophomore WR **Phillip Dorsett** established career bests for receptions (9) and receiving yards (184).
- Junior QB **Stephen Morris** threw for a career-best 436 yards, the first 400-yard passing game by a UM quarterback since **Ken Dorsey** (422) at West Virginia in 2002.
- Senior RB **Mike James** scored a career-high four touchdowns in the game (three rushing, one receiving). James rushed for a career-high 89 yards on 15 carries.

## STATISTICS

SCORING	1	2	3	4	OT	F
Miami	19	0	3	14	6	42
Georgia Tech	0	22	14	0	0	36

## SCORING SUMMARY

1st	14:03	UM	Dorsett 65 pass from Morris (Wieclaw kick)
	4:11	UM	Wieclaw 38 FG
	4:11	UM	Team safety
	0:00	UM	James 1 run (Wieclaw kick)
2nd	11:23	GT	Smith 8 run (Scully kick)
	9:05	GT	Washington 2 run (Scully kick)
	3:39	GT	Washington 10 run (Godhigh pass from Washington)
3rd	13:09	GT	Zenon 35 run (Scully kick)
	10:06	GT	Washington 2 run (Scully kick)
	4:25	UM	Wieclaw 23 FG
4th	13:41	UM	James 15 run (Wieclaw kick)
	0:27	UM	James 10 pass from Morris (Wieclaw kick)
OT	15:00	UM	James 25 run

TEAM STATISTICS	UM	GT
<b>FIRST DOWNS</b>	<b>30</b>	<b>18</b>
<b>RUSHES-YARDS (NET)</b>	<b>32-173</b>	<b>58-287</b>
<b>PASSING YDS (NET)</b>	<b>436</b>	<b>132</b>
Passes Att-Comp-Int	31-52-1	3-8-0
<b>TOTAL OFFENSE PLAYS-YARDS</b>	<b>84-609</b>	<b>66-419</b>
Fumble Returns-Yards	0-0	0-0
Punt Returns-Yards	2-18	2-84
Kickoff Returns-Yards	5-101	6-93
Interception Returns-Yards	0-0	1-0
Punts (Number-Avg)	3-40.0	5-44.0
Fumbles-Lost	1-1	0-0
Penalties-Yards	8-66	5-35
Possession Time	29:37	30:17
Third-Down Conversions	11-16	6-13
Fourth-Down Conversions	0-0	0-2
Red-Zone Scores-Chances	4-5	4-5

## INDIVIDUAL STATISTICS

**RUSHING:** UM — James 15-89 3 TD, Du. Johnson 13-72, Morris 2-10, Clements 1-4, Team 1--2. GT — Laskey 15-82, Godhigh 6-59, Zenon 6-57 1 TD, Washington 20-47 3 TD, Smith 7-22 1 TD, Bostic 2-15, Lee 1-3, Sims 1-2.

**PASSING:** UM — Morris 31-52-1-436 2 TD.  
GT — Washington 3-8-0-132.

**RECEIVING:** UM — Dorsett 9-184 1 TD, Da. Johnson 7-107, Du. Johnson 4-38, Scott 3-48, James 3-24 1 TD, Walford 2-13, Hurns 2-10, Lewis 1-2. GT — Zenon 2-74, Greene 1-58.

**INTERCEPTIONS:** GT — Thomas.

**FUMBLES:** UM — Dorsett 1-1.

**SACKS (UA-A):** UM — Chickillo 1-0.

**TACKLES (UA-A):** UM — E. Johnson 6-3, Chickillo 7-0, Gaines 5-2, McGee 5-1, Rodgers II 5-1, Cornileus 4-2, Green 3-2. GT — Nealy 6-2, Johnson 4-4, Watts 6-0, Sweeting 4-2, Cross 4-1, Thomas 3-2.

# 2012 MIAMI HURRICANES ROSTER

## ALPHABETICAL ROSTER

NO	NAME	POS
34	Thurston Armbrister	LB
18	Chad Barnes	WR
54	JaWand Blue	LB
13	Dalton Botts	P
87	Jacoby Briscoe	DL
45	Ramon Buchanan	LB
79	Malcolm Bunche	OL
2	Deon Bush	DB
94	Kelvin Cain	DL
27	Ricky Carroll	P
81	Jonathan Carter	WR
71	Anthony Chickillo	DL
23	Eduardo Clements	RB
82	Asante Cleveland	TE
31	Tyrone Cornileus	LB
88	Zach Costa	K/P
47	Akil Craig	LB
39	Antonio Crawford	DB
25	Dallas Crawford	RB
16	Gray Crow	QB
12	Preston Dewey	QB
32	Danny Dillard	RB
4	Phillip Dorsett	WR
35	Nate Dortch	DB
48	Chris Dunckel	DL
49	Dyron Dye	TE
57	Nantambu Fentress	LB
70	Jon Feliciano	OL
20	Thomas Finnie	DB
74	Ereck Flowers	OL
55	Frank Gabriel	LS/LB
76	Taylor Gadbois	OL
59	James Gaines	LB
18	Matt Goudis	K
51	Shayon Green	DL
92	Jalen Grimble	DL
37	Ladarius Gunter	DB
33	Maurice Hagens	FB
99	Jelani Hamilton	DL
43	Sean Harvey	TE
77	Seantrel Henderson	OL
30	A.J. Highsmith	DB
97	Dwayne Holett	DL
11	Larry Hope	DB
3	Tracy Howard	DB
26	Darris Hughes	RB
1	Allen Hurns	WR
37	Alex Irastorza	WR
63	Danny Isidora	OL
66	Dequan Ivery	DL
5	Mike James	RB
29	Rayshawn Jenkins	DB
24	Davon Johnson	DB
8	Duke Johnson	RB
44	Eddie Johnson	LB
78	Jermaine Johnson	OL
55	Ben Jones	OL
15	D'Mauri Jones	WR
61	Paul Kelly	LS
87	Garrett Kidd	WR
67	Corey King	DL
56	Raphael Kirby	LB
68	Jeremy Lewis	OL
9	Malcolm Lewis	WR
65	Brandon Linder	OL
6	Robert Lockhart Jr.	WR
69	Eduardo Lopez	OL
17	Tyriq McCord	DL
62	Shane McDermott	OL
21	Brandon McGee	DB
60	Sean McNally	LS
24	Joey McNeill	WR
72	Earl Moore	DL
17	Stephen Morris	QB

## NUMERICAL ROSTER

NO	NAME	POS	HT	WT	CL.-EXP	HOMETOWN / HIGH SCHOOL (PREVIOUS SCHOOL)
1	Allen Hurns	WR	6-3	195	Jr.-2L	Miami, Fla. / Carol City
2	Deon Bush	DB	6-1	195	Fr.-HS	Miami, Fla. / Columbus
3	Tracy Howard	DB	5-11	185	Fr.-HS	Miramar, Fla. / Miramar
4	Phillip Dorsett	WR	5-9	187	So.-1L	Fort Lauderdale, Fla. / St. Thomas Aquinas
5	Mike James	RB	5-11	222	Sr.-3L	Haines City, Fla. / Ridge Community
6	Robert Lockhart Jr.	WR	6-1	188	Fr.-HS	Delray Beach, Fla. / Fork Union (Va.) Military Academy
7	Vaughn Telemaque	DB	6-2	202	RSr.-3L	Long Beach, Calif. / Long Beach Poly
8	Duke Johnson	RB	5-9	188	Fr.-HS	Miami, Fla. / Miami Norland
9	Malcolm Lewis	WR	6-0	192	Fr.-HS	Miramar, Fla. / Mirama
11	Larry Hope	DB	6-0	183	Fr.-HS	Miami, Fla. / American Heritage
11	Ryan Williams	QB	6-6	223	RSO.-SQ	Pembroke Pines, Fla. / Miramar (Memphis)
12	Preston Dewey	QB	6-2	208	Fr.-HS	Austin, Texas / St. Andrew's Episcopal School
13	Dalton Botts	P	6-3	207	Sr.-1L	Taft, Calif. / Taft Union (Moorpark CC)
15	D'Mauri Jones	WR	6-4	190	Fr.-HS	Leesburg, Fla. / Leesburg
16	Gray Crow	QB	6-3	222	Fr.-HS	Clearwater, Fla. / Countryside
17	Stephen Morris	QB	6-2	214	Jr.-2L	Miami, Fla. / Monsignor Pace
17	Tyriq McCord	DL	6-3	236	Fr.-HS	Tampa, Fla. / Jefferson
18	Chad Barnes	WR	5-8	170	RJr.-SQ	Weston, Fla. / Cypress Bay
18	Matt Goudis	K	6-0	172	RFr.-SQ	West Hills, Calif. / Chaminade
19	David Thompson	QB	6-2	207	Fr.-HS	Miami, Fla. / Westminster Christian
20	Thomas Finnie	DB	5-10	185	So.-1L	Miami, Fla. / Miami Central
21	Brandon McGee	DB	6-0	197	Sr.-3L	Plantation, Fla. / Plantation
22	Kacy Rodgers II	DB	6-2	212	Jr.-2L	Southlake, Texas / Southlake Carroll
23	Eduardo Clements	RB	5-9	192	Jr.-2L	Miami, Fla. / Booker T. Washington
24	Davon Johnson	DB	6-0	184	RSr.-3L	Miami, Fla. / Booker T. Washington
24	Joey McNeill	WR	5-10	172	RSO.-SQ	Newton, Pa./The Pennington School
25	Dallas Crawford	RB	5-10	190	RFr.-SQ	Fort Myers, Fla. / South Fort Myers
26	Darris Hughes	RB	5-10	195	So.-SQ	Clewiston, Fla./Clewiston
27	Ricky Carroll	P	6-3	185	Jr.-TR	Mission Viejo, Calif. / Mission Viejo (Orange Coast College)
28	Andrew Swasey	DB	5-10	198	RSr.-1L	Miami, Fla. / Miami Carol City Senior (Coffeyville JC)
28	Shawn O'Dare	WR	5-10	189	RJr.-SQ	Vero Beach, Fla. / Vero Beach (Jacksonville University)
29	Rayshawn Jenkins	DB	6-1	203	Fr.-HS	St. Petersburg, Fla. / Admiral Farragut Academy
30	A.J. Highsmith	DB	6-0	208	RJr.-2L	Missouri City, Texas / Hightower
31	Tyrone Cornileus	LB	6-2	215	Jr.-2L	Stone Mountain, Ga. / Stephenson
32	Danny Dillard	RB	6-2	225	Fr.-HS	Bradenton, Fla. / Venice
33	Maurice Hagens	FB	5-11	238	Jr.-2L	Riverview, Fla. / Tampa Bay Tech
34	Thurston Armbrister	LB	6-3	222	So.-SQ	Hollywood, Fla. / Hollywood Hills
35	Nate Dortch	DB	5-11	175	Fr.-HS	Fort Myers, Fla. / South Fort Myers
36	Gianni Paul	LB	6-0	230	So.-1L	Lakeland, Fla. / Kathleen
37	Alex Irastorza	WR	6-3	190	RJr.-TR	Miami, Fla. / Christopher Columbus (Marist College)
37	Ladarius Gunter	DB	6-2	196	RSO.-TR	Montgomery, Ala. / Jefferson Davis (Fort Scott CC)
38	Jordan Tolson	DB	6-1	192	RSO.-SQ	Inglewood, Calif. / Harvard-Westlake School
39	Antonio Crawford	DB	5-11	188	Fr.-HS	Tampa, Fla. / H.B. Plant
40	Jake Wieclaw	K	6-2	197	RSr.-1L	New Lenox, Ill. / Lincoln Way Central
43	Sean Harvey	TE	6-4	260	RSO.-SQ	Largo, Fla. / Indian Rock Christian (UCF)
44	Eddie Johnson	LB	6-1	238	RFr.-SQ	Atlanta, Ga. / North Atlanta
45	Ramon Buchanan	LB	6-1	228	RSr.-3L	Melbourne, Fla. / Palm Bay
46	Ricky Perez	K	5-8	182	Fr.-HS	Miami, Fla. / Dr. Krop
46	Clive Walford	TE	6-4	248	RSO.-1L	Belle Glade, Fla. / Glades Central
47	Akil Craig	LB	6-1	226	RJr.-SQ	Tampa, Fla. / Tampa Jesuit
48	Chris Dunckel	DL	6-3	260	RSr.-3L	Bethesda, Md. / St. John's College
48	Brandon Yosha	RB	6-0	183	Fr.-HS	Carmel, Ind. / Cathedral
49	Dyron Dye	TE	6-5	258	RJr.-2L	Sanford, Fla. / Seminole
51	Shayon Green	DL	6-3	260	RJr.-2L	Tifton, Ga. / Tifton County
52	Denzel Perryman	LB	6-0	230	So.-1L	Coral Gables, Fla. / Coral Gables
54	JaWand Blue	LB	6-0	210	Fr.-HS	Boca Raton, Fla. / West Boca Raton
55	Frank Gabriel	LS/LB	6-3	215	Fr.-HS	Monmouth Beach, N.J. / Red Bank Catholic
55	Ben Jones	OL	6-5	315	RSr.-1L	Miami, Fla. / Miami Northwestern
56	Raphael Kirby	LB	6-0	223	Fr.-HS	Stone Mountain, Ga. / Stephenson
57	Nantambu-Akil Fentress	LB	5-9	205	So.-1L	Nashville, Tenn. / Ensworth
58	Gabriel Terry	LB	6-3	215	Fr.-HS	Wellington, Fla. / Palm Beach Central
59	James Gaines	LB	6-3	232	Jr.-2L	Getzville, N.Y. / Canisius
60	Sean McNally	LS	5-10	208	RJr.-SQ	Bakersfield, Calif. / Garces Memorial (Bakersfield College)
61	Paul Kelly	LS	6-1	262	RSr.-TR	Davie, Fla. / Archbishop McCarthy (John Carroll University)
62	Shane McDermott	OL	6-4	296	RSO.-1L	Lake Worth, Fla. / Palm Beach Central
63	Danny Isidora	OL	6-4	312	Fr.-HS	Weston, Fla. / Cypress Bay HS

# 2012 MIAMI HURRICANES ROSTER

## NUMERICAL ROSTER

NO	NAME	POS	HT	WT	CL.-EXP	HOMETOWN / HIGH SCHOOL (PREVIOUS SCHOOL)
64	Hunter Wells	OL	6-4	300	RFr.-SQ	Canton, Ill. / Canton HS
65	Brandon Linder	OL	6-6	312	Jr.-2L	Southwest Ranches, Fla. / St. Thomas Aquinas
66	Dequan Ivery	DL	6-1	303	Fr.-HS	Lake City, Fla. / Florida Columbia HS
67	Corey King	DL	6-1	292	RFr.-SQ	Boca Raton, Fla. / West Boca Raton HS
68	Jeremy Lewis	OL	6-4	312	RSr.-2L	West Palm Beach, Fla. / Palm Beach Lakes HS
69	Eduardo Lopez	OL	6-0	275	RJr.-SQ	Miami, Fla. / Southwest Miami HS
70	Jon Feliciano	OL	6-5	314	RSo.-1L	Davie, Fla. / Western HS
71	Anthony Chickillo	DL	6-4	265	So.-1L	Tampa, Fla. / Alonso HS
72	Earl Moore	DL	6-1	300	Fr.-HS	Tampa, Fla. / Hillsborough HS
74	Ereck Flowers	OL	6-6	314	Fr.-HS	Miami, Fla. / Miami Norland HS
75	Jared Wheeler	OL	6-5	312	RJr.-1L	Hollywood, Fla. / American Heritage HS
76	Taylor Gadbois	OL	6-8	310	Fr.-HS	Dallas, Ga. / East Paulding HS (Fork Union Military Academy)
77	Seantrel Henderson	OL	6-8	340	Jr.-2L	St. Paul, Minn. / Cretin-Derham Hall HS
78	Jermaine Johnson	OL	6-6	318	RJr.-2L	Fort Lauderdale, Fla. / Hargrave Military Academy
79	Malcolm Bunche	OL	6-7	323	RSo.-1L	Newark, Del. / Newark HS
80	Rashawn Scott	WR	6-2	202	So.-1L	Melbourne, Fla. / Melbourne Central HS
81	Jontavious Carter	WR	6-2	203	Fr.-HS	Cordele, Ga. / Crisp County HS
82	Asante Cleveland	TE	6-5	260	Jr.-2L	Sacramento, Calif. / Christian Brothers HS
83	Kendal Thompkins	WR	5-10	184	RSr.-3L	Miami, Fla. / Miami Northwestern HS
84	Cory White	TE	6-6	278	RJr.-1L	Orange Park, Fla. / Fleming Island HS
85	David Perry	TE	6-7	265	RSo.-SQ	Pembroke Pines, Fla. / University School HS
86	Herb Waters	WR	6-2	185	Fr.-HS	Homestead, Fla. / Homestead HS
87	Garrett Kidd	WR	6-2	186	RFr.-SQ	Midland, Mich. / Herbert HS
87	Jacoby Briscoe	DL	6-5	312	Fr.-HS	Lafayette, La. / Carencro HS
88	Zach Costa	K/P	6-2	209	Fr.-HS	Hillsdale, N.J. / Pascack Valley HS
88	Ronald Regula	LS/TE	6-2	225	RSo.-SQ	Miami, Fla. / Palmetto HS (Mount St. Joseph)
90	Ricardo Williams	DL	6-5	251	RFr.-SQ	Homestead, Fla. / Homestead Senior HS
91	Olsen Pierre	DL	6-4	296	So.-1L	Rahway, N.J. / Fork Union (Va.) Military Academy
92	Jalen Grimble	DL	6-2	292	So.-1L	Las Vegas, Nev. / Bishop Gorman HS
93	Luther Robinson	DL	6-3	290	RJr.-1L	Fort Pierce, Fla. / Westwood HS
94	Kelvin Cain	DL	6-3	245	Jr.-2L	Clovis, Calif. / Buchanan HS
95	Jake O'Donnell	DL	6-6	243	Fr.-HS	Doylestown, Pa. / Central Bucks East HS
96	Curtis Porter	DL	6-1	308	RJr.-2L	Charlotte, N.C. / Victory Christian HS
97	Dwayne Hoilett	DL	6-3	247	Fr.-HS	Vero Beach, Fla. / Vero Beach HS
98	Darius Smith	DL	6-2	313	RSr.-1L	New Britain, Conn. / New Britain HS (Lackawanna)
99	Jelani Hamilton	DL	6-5	271	Fr.-HS	Fort Lauderdale, Fla. / St. Thomas Aquinas

## ALPHABETICAL ROSTER

NO	NAME	POS
28	Shawn O'Dare	WR
95	Jake O'Donnell	DL
36	Gianni Paul	LB
46	Ricky Perez	K
85	David Perry	TE
52	Denzel Perryman	LB
91	Olsen Pierre	DL
96	Curtis Porter	DL
88	Ronald Regula	LS/TE
93	Luther Robinson	DL
22	Kacy Rodgers II	DB
80	Rashawn Scott	WR
98	Darius Smith	DL
28	Andrew Swasey	DB
7	Vaughn Telemaque	DB
58	Gabriel Terry	LB
83	Kendal Thompkins	WR
19	David Thompson	QB
38	Jordan Tolson	DB
46	Clive Walford	TE
64	Hunter Wells	OL
86	Herb Waters	WR
75	Jared Wheeler	OL
84	Cory White	TE
40	Jake Wieclaw	K
90	Ricardo Williams	DL
11	Ryan Williams	QB
48	Brandon Yosha	RB

### COACHING STAFF

**Head Coach:** Al Golden (Penn State, 1991), 2nd season  
**Assistant Head Coach / Defensive Coordinator:** Mark D'Onofrio  
**Offensive Coordinator / Quarterbacks:** Jedd Fisch  
**Senior Defensive Assistant / Defensive Line:** Jethro Franklin  
**Tight Ends / National Recruiting Coordinator:** Brennan Carroll  
**Running Backs / Florida Recruiting Coordinator:** Terry Richardson  
**Offensive Line:** Art Kehoe  
**Passing Game Coordinator/Wide Receivers:** George McDonald  
**Defensive Backs:** Paul Williams  
**Linebackers/Special Teams Coordinator:** Micheal Barrow  
**Graduate Assistant / Offense:** DJ Hernandez  
**Graduate Assistant / Defense:** Phillip Eisenstein

### SUPPORT STAFF

**Director of Football Operations:** Don Corzine  
**Director of Player Development:** Ryan McNamee  
**Senior Football Operations Coordinator:** Hurlie Brown  
**Assistant Director of Football Operations:** Matt Doherty  
**Coordinator of Football Operations:** Rob Messinger  
**Coordinator of Football Operations:** Lindsay Bohlen  
**Administrative Assistant to Head Coach:** Myrna Schneider  
**Head Football Athletic Trainer:** Vinny Scavo  
**Head Strength and Conditioning Coach:** Andreu Swasey  
**Assistant Strength and Conditioning Coach:** Cols Colas  
**Assistant Strength and Conditioning Coach:** Victor Ishmael  
**Equipment Manager:** Bobby Revilla