



MIAMI BASEBALL GAME NOTES

Miami Athletic Communications • 5821 San Amaro Drive • Coral Gables, FL 33146

Web: TheUBaseball.com • Facebook: Facebook.com/TheUBaseball • Twitter: @CanesBaseball

Home to four National Championships in the last 30 years (1982, 1985, 1991, 2001)

CHAMPIONSHIP INFORMATION

Championship Schedule: May 22-26, 2013

Site: Durham, N.C. | Durham Bulls Athletic Park (10,000)

Miami Game Dates: May 23 | May 24 | May 25

Miami Game Times: 3 p.m. | 11 a.m. | 3 p.m.

Radio: WQAM 560 (all three) | WVUM 90.5 FM (all three)

Satellite Radio: Sirius XM 85 (all three)

TV: RSN/ESPN3 (all three)

Live Stats: HurricaneSports.com

Twitter Updates: @CanesBaseball

Postgame Recap: HurricaneSports.com

#8 MIAMI 35-21, 14-16 ACC

Last Game: May 18, 2013 (Coral Gables, Fla.)
• 1-10 loss, Georgia Tech

Head Coach: Jim Morris (Elon, 1973)
D1 Career: 1,389-609-4 (32nd season)
at UM: 885-342-3 (20th season)

Twitter: @CanesBaseball / @Coach3Morris
Facebook: /TheUBaseball
Blog: TheUBaseball.com

#1 NORTH CAROLINA 48-8, 21-7 ACC

Head Coach: Mike Fox (North Carolina, 1978)
Last Game: 4-3 win, Florida State
All-Time Series: Miami leads, 30-23-1
Last Meeting: Miami lost, 4-1 (March 17, 2013)
Streak: North Carolina, two wins
Last Ten: Miami leads, 7-3

#4 N.C. STATE 42-13, 19-10 ACC

Head Coach: Elliott Avent (VCU, 1983)
Last Game: 9-1 win, Duke
All-Time Series: Miami leads, 28-22-1
Last Meeting: Miami lost, 3-2 (May 23, 2012)
Streak: NC State, one win
Last Ten: Miami leads, 8-2

#5 CLEMSON 39-17, 18-12 ACC

Head Coach: Jack Leggett (Maine, 1976)
Last Game: 1-6 loss, Florida State
All-Time Series: Miami leads, 31-27-1
Last Meeting: Miami won, 7-0 (April 21, 2013)
Streak: Miami, two wins
Last Ten: Series Tied, 5-5

GAMES 57-59

2013 ACC CHAMPIONSHIP | POOL A



#8 MIAMI HURRICANES (35-21, 14-16 ACC)

Head Coach: Jim Morris (Elon, 1973)

Career Division I Record: 1,389-609-4 (32nd season) | **at Miami:** 885-342-3 (20th season)



#1 NORTH CAROLINA TAR HEELS (48-8, 21-7 ACC) (Game 5)

Head Coach: Mike Fox (North Carolina, 1978)

Career Division I Record: 1,222-411-5 (30th season) | **at UNC:** 683-270-1 (15th season)



#4 N.C. STATE WOLFPACK (42-13, 19-10 ACC) (Game 7)

Head Coach: Elliott Avent (Virginia Commonwealth, 1983)

Career Division I Record: 866-608 (25th season) | **at NCST:** 641-395 (17th season)



#5 CLEMSON TIGERS (39-17, 18-12 ACC) (Game 11)

Head Coach: Jack Leggett (Maine, 1976)

Career Division I Record: 1,263-711-1 (34th season) | **at CLEM:** 886-421-1 (20th season)

STARTING PITCHERS




G1: LHP Andrew Suarez
3-4, 3.13 ERA



G2: LHP Chris Diaz
6-4, 1.58 ERA



G3: LHP Bryan Radziewski
8-2, 1.64 ERA



POTENTIAL STARTERS

Pos.	#	Player	AVG.	AB	R	H	2B	3B	HR	RBI	SB
1B	27	Brad Fieger	.291	158	14	46	12	0	0	29	2-4
2B	7	Alex Hernandez	.286	203	39	58	16	0	1	30	4-11
SS	51	Brandon Lopez	.256	160	17	41	1	0	1	14	5-7
3B	19	David Thompson	.284	162	19	46	13	0	6	42	2-4
LF	9	Tyler Palmer	.256	117	19	30	2	0	0	6	10-13
CF	36	Dale Carey	.213	127	21	27	5	2	1	12	11-15
RF	2	Chantz Mack	.299	187	39	56	10	3	0	27	13-16
C	40	Garrett Kennedy	.269	104	15	28	3	0	2	12	0-2
DH	10	Alex San Juan	.278	180	16	50	5	1	1	18	5-6

MIAMI RESERVES

Pos.	#	Player	AVG.	AB	R	H	2B	3B	HR	RBI	SB
OF	41	Ricky Eusebio	.226	93	14	21	3	0	0	8	8-9
OF	8	Michael Broad	.255	98	12	25	4	0	1	15	2-4
OF	24	Grant Heyman	.175	40	2	7	1	1	0	5	2-2
1B	17	Christopher Barr	.223	103	26	23	1	1	0	5	7-10
C	0	Roger Gonzalez	.324	34	2	11	2	0	0	5	0-0



/TheUBaseball
/MiamiHurricanes



@CanesBaseball
@HurricaneSports



TheUBaseball.com



MiamiHurricanes

2013 SCHEDULE (35-21, 14-16 ACC)

DATE	OPPONENT	TIME/RESULT
2/15	Rutgers	W, 5-4
2/16	Rutgers	W, 4-1 (7 inn.)
2/17	Rutgers	W, 7-0
2/20	at Florida Atlantic	W, 5-4 (11 inn.)
2/22	Milwaukee	W, 6-1
2/23	Milwaukee	W, 6-1
2/24	Milwaukee	W, 7-6
2/26	Saint Thomas	W, 5-4
2/27	Barry	W, 5-1
3/1	at Florida	W, 3-2
3/2	at Florida	L, 4-6
3/3	at Florida	L, 3-6
3/5	Maine	W, 6-2
3/6	Central Florida	W, 5-0
3/8	Duke*	L, 2-4
3/9	Duke*	L, 2-9
3/10	Duke*	W, 5-3
3/12	Illinois State	L, 17-6
3/13	Illinois State	W, 9-2
3/15	at North Carolina*	W, 4-1
3/16	at North Carolina*	L, 2-14
3/17	at North Carolina*	L, 1-4
3/19	Columbia	W, 9-6
3/20	Columbia	W, 6-4
3/22	Virginia Tech*	W, 11-9
3/23	Virginia Tech*	W, 2-0
3/24	Virginia Tech*	L, 5-8 (10 inn.)
3/27	Florida Atlantic	L, 1-6
3/29	at Virginia*	L, 4-15
3/30	at Virginia*	L, 1-8
3/31	at Virginia*	W, 4-3
4/3	Bethune-Cookman	L, 3-5
4/5	Florida State*	L, 2-4
4/6	Florida State*	W, 6-0
4/7	Florida State*	L, 1-5
4/10	Stetson	W, 8-2
4/12	at Maryland*	W, 1-0 (13 inn.)
4/13	at Maryland*	W, 5-3
4/14	at Maryland*	L, 2-7
4/17	Bethune-Cookman	W, 6-1
4/19	Clemson*	L, 0-1
4/20	Clemson*	W, 2-1
4/21	Clemson*	W, 7-0
4/24	Florida Atlantic	W, 6-4
4/26	at Boston College*	L, 0-1
4/27	at Boston College*	W, 5-0
4/28	at Boston College*	L, 2-3 (11 inn.)
5/3	St. John's	W, 12-3
5/4	St. John's	W, 4-2
5/5	St. John's	W, 6-4
5/10	at Wake Forest*	W, 8-3
5/11	at Wake Forest*	L, 4-5
5/12	at Wake Forest*	L, 3-9
5/16	Georgia Tech*	W, 8-3
5/17	Georgia Tech*	W, 11-7
5/18	Georgia Tech*	L, 1-10

All home games (in bold) played at Alex Rodriguez Park at Mark Light Field

* indicates Atlantic Coast Conference game

2013 ROSTER

#	Name	Yr.	Pos.	B/T.
0	Roger Gonzalez Miami, Fla. Florida Christian	Fr.	C	S/R
2	Chantz Mack Homestead, Fla. Archbishop Carroll	Sr.	OF	L/L
4	Alexander Fernandez Southwest Ranches, Fla. Archbishop McCarthy	Jr.	SS	R/R
7	Alexander Hernandez West Palm Beach, Fla. Palm Beach Central	Jr.	SS	R/R
8	Michael Broad Fort Lauderdale, Fla. Nova	Sr.	OF	R/R
9	Tyler Palmer Pembroke Pines, Fla. University	Jr.	INF	R/R
10	Alex San Juan Miami, Fla. Christopher Columbus	Sr.	C	R/R
14	Esteban Tresgallo Guaynabo, Puerto Rico Colegio Marista	Soph.	INF	R/R
16	AJ Salcines Miami, Fla. Florida Christian	Jr.	LHP	L/L
17	Christopher Barr Royal Palm Beach, Fla. Royal Palm Beach	Fr.	1B/OF	L/L
18	Chris Diaz Florida City, Fla. Gulliver Prep	Soph.	LHP	L/L
19	David Thompson Miami, Fla. Westminster Christian	Fr.	1B/OF	R/R
22	Javi Salas Coral Gables, Fla. Christopher Columbus	Jr.	RHP	R/R
24	Grant Heyman Pittsford, N.Y. Pittsford-Sutherland	Fr.	OF	L/R
27	Brad Fieger Naples, Fla. Naples	Jr.	INF	R/R
28	Jace Herrera Apopka, Fla. Wekiva	R-Fr.	RHP	R/R
30	Andrew Suarez Miami, Fla. Christopher Columbus	R-Fr.	LHP	L/L
31	Sam Abrams Miami, Fla. Killian	R-Soph.	RHP	R/R
32	Adam Sargent Miami, Fla. Palmetto Senior	Jr.	RHP	R/R
34	Ryan Otero Coral Gables, Fla. Ransom Everglades	R-Fr.	RHP	R/R
36	Dale Carey Marietta, Ga. Wheeler	Jr.	OF	R/R
37	Eric Nedeljkovic Folsom, Calif. Sierra College	Sr.	RHP	R/R
40	Garrett Kennedy Davie, Fla. Archbishop McCarthy	Soph.	C	L/R
41	Ricky Eusebio Homestead, Fla. Gulliver Prep	Fr.	OF	R/R
42	Edgard Michelangeli Miami, Fla. Florida Christian	Fr.	INF	R/R
43	Thomas Woodrey Lighthouse Point, Fla. Cardinal Gibbons	Fr.	LHP	L/L
45	Vince Kossak Lake Worth, Fla. Trinity Christian	Sr.	RHP	R/R
46	John Lawroski Ocala, Fla. Birmingham Southern	R-Soph.	INF	R/R
47	Enrique Sosa Panama City, Panama Academia Interamericana de Panama	Fr.	RHP	R/R
51	Brandon Lopez Miramar, Fla. American Heritage	Fr.	SS	R/R
52	Eric Whaley Pompano Beach, Fla. Cardinal Gibbons	Sr.	RHP	R/R
55	Frank Grandinette Orlando, Fla. Boone	Fr.	RHP	R/R
77	Bryan Radziewski Miami, Fla. Florida Christian	Jr.	LHP	L/L

QUICK FACTS

THE UNIVERSITY

Name of School	University of Miami
City, State, Zip	Coral Gables, FL, 33146
Founded	1925
Enrollment	15,629
Nickname	Hurricanes
School Colors	Orange (1665), Green (3435) & White
Mascot	Sebastian the Ibis
Ballpark	Alex Rodriguez Park at Mark Light Field
Capacity	4,999
Affiliation	NCAA Division I
Conference	Atlantic Coast
President	Dr. Donna E. Shalala
Director of Athletics	Blake James
Ticket Office	(305) 284-2263
Athletics Website	HurricaneSports.com

PROGRAM HISTORY

First Year of Baseball	1940
All-Time Record	2,396-975-18 (.707)
Years in College World Series/Last	23/2008
College World Series Record	47-38 (.553)
National Championships	4
*1982, 1985, 1999, 2001	
Years in NCAA Regional/Last	41/2012
NCAA Regional Record	116-41 (.739)
Years in NCAA Super Regional/Last	10/2010
NCAA Super Regional Record	14-10
Last Postseason Opponent	Missouri State/2012 Coral Gables Regional
Result	Lost, 12-2

TEAM INFORMATION

2012 Overall Record	36-23
2012 Home Record	25-10
ACC Home Record	10-5
2012 Away Record	9-9
ACC Away Record	6-9
2012 Neutral Site Record	2-4
ACC Record/Finish	16-14/3rd (Coastal)
2012 Postseason Record	2-4
ACC Tournament	2-2
NCAA Coral Gables Regional	0-2

COACHING STAFF

Head Coach	Jim Morris Alma Mater Elon, '73
Overall Record (Yrs.)	1,389-609-4 (32)
Record at UM (Yrs.)	885-342-3 (20)
Assistant Coach/Hitting	Gino DiMare Alma Mater Miami, '98
Assistant Coach/Pitching	J.D. Arteaga Alma Mater Miami, '02
Volunteer Coach	Lou Palmisano Alma Mater Broward College, '03

Director of Operations	Robert "G.M." McDaniel
Associate Athletic Trainer	Kenny Johnson

ATHLETIC COMMUNICATIONS

Assistant Director of Communications / Baseball	
Camron Ghorbi	c.ghorbi@miami.edu
Office	(305) 284-3230
Cell	786) 877-7329

3 JIM MORRIS 2001, 1999 & 1994 COACH OF THE YEAR • 2008 ACC COACH OF THE YEAR



In his 20th season at Miami, no other program nor head coach, has qualified for the College World Series as much as Morris and his Hurricanes. Miami, which has qualified for the NCAA Tournament an NCAA-record 40 consecutive years, has made it to Omaha in 11 of Morris' 19 seasons in Coral Gables. Morris set an NCAA record for guiding a program to the CWS in each of his first six years at UM. In addition, Morris won a record 13 consecutive NCAA Regionals from 1994-2006.

- Morris has directed the Hurricanes to a 885-342-3 (.720) mark since arriving in 1994. Including his 12 seasons at Georgia Tech (1982-93), Morris has forged a 1,389-609-4 (.694) Division I record in 31+ years as a head coach. Overall, Morris has been the head coach at the collegiate level for 34 seasons, spending the first four at DeKalb (Ga.) C.C. (now Georgia Perimeter College) from 1976-79, and has recorded a 1,519-648-4 (.700) mark
- In addition to carrying on Miami's great baseball reputation in the last 19 years, Morris personally led the charge in the construction of Alex Rodriguez Park, and logged hundreds of hours raising funds for the stadium project.

MORRIS IS A REGIONAL REGULAR

- Jim Morris earned his 28th consecutive NCAA regional bid in 2012 when he guided the Canes to one of 16 host sites for the first round of the postseason. He has led Miami to a regional in each of his 19 seasons (1994-2012), winning 15 of his last 19 appearances. The 13 consecutive regional championships (94-06) was an NCAA record. He also went to nine straight regionals from 1985-93 with Georgia Tech. Additionally, Miami has advanced to nine Super Regionals under Morris.
- Affectionately known as "3" by those surrounding the UM program, Morris led the 2012 Hurricanes to their 40th-straight NCAA Tournament. Five players from the 2012 team were selected in last year's Major League Baseball Draft: E.J. Encinosa, Eric Erickson, Steven Ewing, Peter O'Brien and Stephen Perez.

MORRIS IN 35th SEASON AS A COLLEGE COACH

- Morris currently has a 1,389-609-4 (.694) record at the Division I level. As a head coach overall, he has compiled a 1,519-648-4 (.700) record over 30-plus years.
- Jim Morris notched his milestone 1,000th win against his former school, Georgia Tech, with a 16-13 win on April 4, 2004. Thirteen days later, he notched win No. 500 at Miami with a 7-3 win against Florida State on April 17. Morris' 1,000th win as a head coach, including four years at DeKalb Junior College, came in a 5-3 win over Northeastern on March 23, 2001.
- Morris entered 2013 as the fifth-winningest active coach in Division I baseball history with 1,354 wins. His impressive win total ranks him No. 12 all-time for any coach, regardless of division.
- Including his time at DeKalb C.C., Morris won his 1,500th game as a head coach in Miami's 4-1 upset of No. 1 North Carolina on March 15, 2013 in Chapel Hill, N.C.



JIM MORRIS MAKING HISTORY

- The only coach in NCAA history to take a school to the College World Series in each of his first six years at a program. Morris has gone to Omaha with Miami in 11 of 19 seasons and led the Canes to 13 straight NCAA Regional Championships, an NCAA record.
- Named National Coach of the Year five times while at Miami by Baseball America in 1994 and by the ABCA and Collegiate Baseball in 1999 and 2001.

HONORS AND AWARDS

- 2008 Atlantic Coast Conference Coach of the Year
- 2006 Federal Bureau of Investigation (FBI) Citizens Academy
- 2005 Recipient of the Iron Arrow - The highest honor bestowed upon a person by the University of Miami
- 2005 Elected to Orange Bowl Committee Board
- 2004 Golden Key Honor Society
- 2003 Inducted into the University of Miami Athletics Hall of Fame
- 2001 College World Series Champion
- 2001 Collegiate Baseball National Coach of the Year
- 2001 ABCA National and Regional Coach of the Year
- 1999 College World Series Champion
- 1999 Collegiate Baseball National Coach of the Year
- 1999 ABCA National and Regional Coach of the Year
- 1999 Inducted into Georgia Tech Athletics Hall of Fame
- 1998 ABCA Atlantic Region Coach of the Year
- 1997 ABCA Atlantic Region Coach of the Year
- 1996-2001 NCAA Rules Committee Member



IN THE BOOKS...

- The Miami Hurricanes wrapped up the 2013 regular season with a **series victory over visiting Georgia Tech**, winning two of three games against the Yellow Jackets at Alex Rodriguez Park.
- With two wins against Tech, the Hurricanes (35-21 overall) **surpassed their win total from the 2012 regular season (34)** and clinched their ninth straight berth in the ACC Championship. The Hurricanes will begin their postseason seeded eighth in Durham, N.C.
- Junior southpaw **Bryan Radziewski** was among those recognized with all-conference honors at season's end, earning one of five starting pitcher nods on the **2013 All-ACC First Team**.

TOURNAMENT TIME...

- The Hurricanes have not missed the ACC Championship since joining the conference prior to the 2005 baseball season. 2013 will mark the **ninth consecutive appearance for Miami**, who clinched the eighth seed in this year's tourney with a series victory over GT.
- Miami fell just short at the 2012 Championship in Greensboro, **dropping the finale to Georgia Tech** by a final score of 8-5. Miami emerged victorious from Pool B with a 2-1 record in round robin play.
- The **2008 ACC Championship** in Jacksonville, Fla., marks the only successful title run for the Hurricanes in eight attempts. Miami has a **12-13 all-time record** at ACC's, including a 2-2 mark in 2012.

BUILDING MOMENTUM...

- In the latest Ratings Percentage Index (RPI) calculations from *WarrenNolan.com* (May 20), **Miami is rated No. 20 nationwide**. The projection site additionally ranks Miami with the **second-toughest schedule** of any team in Division I.
- The Hurricanes have **nine wins** against teams ranked in *WarrenNolan's* Top 25 RPI, and have **14 wins** against Top 50 RPI teams. Pool A foes North Carolina (No. 2), North Carolina State (No. 9) and Clemson (No. 12) are also all ranked in the Top 20 RPI.

STARTING OFF STRONG...

- Sophomore **Chris Diaz** impressed as Friday night starter, delivering a team-best 12 quality starts in 14 chances this season. The Florida City, Fla., ended the regular season ranked second in the ACC in ERA (1.58) and innings pitched (96.2).
- Over his last seven starts dating back to an April 5 outing against Florida State, Diaz has allowed five earned runs over 51.1 innings, good for a miniscule 0.88 ERA over that stretch.
- Junior **Bryan Radziewski** and sophomore **Andrew Suarez** have each been recognized with ACC Pitcher of the Week honors this season for complete game-shutout performances.
- Diaz (1.58, second), Radziewski (1.64, third) and Suarez (3.13, No. 16) **all rank in the top 20 in ERA** among ACC starters.

PITCHER PERFECT...

- Junior **Bryan Radziewski** was added to the 60-man midseason watch list for the 2013 Golden Spikes Award, annually honoring the top college baseball player in the nation.
- Senior closer **Eric Nedeljkovic** was added to the midseason watch list for the **NCBWA Stopper of the Year Award**. The Folsom, Calif., native ended the regular season ranked first in the conference with 13 saves.

WarrenNolan.com RPI Rankings May 20, 2013

	Strength of Schedule
1) Vanderbilt	23
2) North Carolina	8
3) Virginia	12
4) Oregon State	30
5) Florida State	20
6) Louisiana State	40
7) Cal State Fullerton	49
8) Oregon	22
9) North Carolina State	10
10) Mississippi State	6
11) South Carolina	18
12) Clemson	7
13) Louisville	86
14) Indiana	73
15) Virginia Tech	4
16) South Alabama	39
17) UCLA	32
18) Ole Miss	9
19) Kansas State	41
20) Miami	2

The Hurricanes in 2013

Overall	35-21
ACC Record	14-16
Home	27-10
Away	8-11
Neutral	0-0
Day	9-9
Night	26-12
vs. Left-hander	12-9
vs. Right-hander	23-12
In February	9-0
In March	11-11
In April	9-7
In May	6-3
In June	0-0
On Monday	0-0
On Tuesday	3-1
On Wednesday	8-2
On Thursday	1-0
On Friday	8-5
On Saturday	9-6
On Sunday	6-7
1-Run games	8-4
2-Run games	8-4
3-Run games	3-3
4-Run games	3-1
5+ Run games	13-9
In Extra Innings	2-2
Shutouts	7-2
Game 1 of a series	9-5
Game 2 of a series	9-5
Game 3 of a series	6-9
Scoring 0-2 runs	3-12
Scoring 3-5 runs	13-7
Scoring 6-9 runs	16-1
Scoring 10+ runs	3-0

FINAL ACC STANDINGS...

ATLANTIC	Record	Conf	Winning %
Florida State	44-11-0	20-10	.800
N.C. State	42-13-0	19-10	.764
Clemson	39-17-0	18-12	.696
Maryland	30-25-0	11-19	.545
Wake Forest	28-27-0	9-20	.509
Boston College	12-40-0	4-25	.231

COASTAL	Record	Conf	Winning %
North Carolina	47-8-0	21-7	.855
Virginia	45-9-0	22-8	.833
Virginia Tech	35-19-0	15-14	.648
Georgia Tech	33-23-0	15-15	.589
Miami	35-21-0	14-16	.625
Duke	26-29-0	9-21	.473

LAST TEN QUALITY STARTS...

Name	Opponent	Date	Decision
Javi Salas	Fla. Atlantic	4/24	W
Chris Diaz	Boston College	4/26	L
Bryan Radziewski	Boston College	4/27	W
Andrew Suarez	Boston College	4/28	ND
Chris Diaz	St. John's	5/3	W
Bryan Radziewski	St. John's	5/4	W
Andrew Suarez	St. John's	5/5	ND
Chris Diaz	Wake Forest	5/10	W
Bryan Radziewski	Wake Forest	5/11	ND
Chris Diaz	Georgia Tech	5/17	W

GAMEWINNING HITS/RBI...

Date	Opponent	Player	Hit	Inn.	Final
2/16	Rutgers	Kennedy	1B	B-9	5-4
2/16	Rutgers	Carey	3B	B-1	4-1
2/17	Rutgers	Mack	G/O	B-3	7-0
2/20	FAU	Fieger	1B	T-11	5-4
2/22	Milwaukee	Thompson	2B	B-1	6-1
2/23	Milwaukee	Thompson	2B	B-1	6-1
2/24	Milwaukee	Carey	HR	B-6	7-6
2/26	St. Thomas	Hernandez	1B	B-9	5-4
2/27	Barry	Kennedy	1B	B-2	5-1
3/1	Florida	Thompson	1B	T-9	3-2
3/5	Maine	Lopez	1B	B-2	6-2
3/6	UCF	Thompson	HR	B-1	5-0
3/10	Duke	Mack	1B	B-3	5-3
3/13	Illinois State	San Juan	1B	B-1	9-2
3/15	North Carolina	Hernandez	1B	T-5	4-1
3/19	Columbia	Mack	1B	B-1	9-6
3/20	Columbia	Lopez	G/O	B-8	6-4
3/22	Virginia Tech	Mack	3B	B-3	11-9
3/23	Virginia Tech	Barr	3B	B-5	2-0
3/30	Virginia	Fieger	1B	T-1	4-3
4/6	Florida State	Mack	1B	B-1	6-0
4/10	Stetson	Mack	1B	B-3	8-2
4/12	Maryland	Lopez	1B	T-13	1-0
4/13	Maryland	Thompson	HR	T-2	5-3
4/18	B-CU	Palmer	SF	B-4	6-1
4/20	Clemson	Hernandez	1B	B-5	2-1
4/21	Clemson	Mack	2B	B-1	7-0
4/24	FAU	Lopez	1B	B-7	6-4
4/27	Boston College	Carey	2B	T-2	5-0
5/3	St. John's	Carey	E5	B-2	12-3
5/4	St. John's	Mack	3B	B-5	4-2
5/5	St. John's	Palmer	1B	B-7	6-4
5/10	Wake Forest	Fieger	G/O	T-1	8-3
5/16	Georgia Tech	Thompson	2B	B-1	8-3
5/17	Georgia Tech	Thompson	1B	B-1	11-7



GETTING DEFENSIVE...

- Boosted by its newest recruiting class, Miami's infield defense has been one of the brightest spots in 2013. The Canes finished the regular season **ranked sixth in the ACC at .970%**.
- The Hurricanes' 2013 infield features four newcomers: freshmen David Thompson & Christopher Barr on the corners, junior second baseman Alex Hernandez and freshman shortstop Brandon Lopez. Junior Brad Fieger completes the cast of regulars.
- The impressive play of the Hurricanes infield was the catalyst for a majority of the team's **51 double plays - the second-most** turned by any team in the conference.
- Miami has **allowed just 31 stolen bases this season - the second-fewest** of any team in the conference.

HEATING UP...

- No Hurricanes enters the postseason hotter than freshman slugger **David Thompson**, who is hitting **.409 over his last six games**. Over that span, the third baseman leads the team with **nine hits, 10 runs, three doubles, three homers and 10 RBI**. Thompson has **reached base in 22 consecutive games**.
- Senior outfielder **Chantz Mack**, who bursted onto the scene in Greensboro, N.C., to record 2012 All-ACC Championship honors, is hitting **.345 over the past ten games with 10 hits, 11 runs scored, 11 walks and five steals**.
- Senior righthander **Eric Whaley**, who was also recognized with All-ACC Championship Team honors in 2012, has not given up an earned run since a **March 29 outing against UVa**, a stretch spanning **10 straight appearances and 18.1 innings**.

PENCHANT FOR THE POSTSEASON...

- Seniors **Chantz Mack** and **Eric Whaley** were both named to the All-ACC Championship Team at the conclusion of the 2012 tournament in Greensboro, N.C.
- Mack hit **6-for-15 (.400)** in four starts at NewBridge Bank Park in 2012, including **two doubles, one triple, one homerun and five RBI**.
- Whaley was one of two pitchers to be recognized with the honor in Greensboro after delivering a **129-pitch gem against Wake Forest**. He allowed **one earned run in eight innings**.

TAKE A BOW...

- During the team's 11-7 win in game two of its series with Georgia Tech, the recipients of the annual Miami Hurricanes baseball awards were announced and recognized in on-field celebration.
- Freshman **David Thompson**, who finished the season ranked first on the team with six homeruns and 42 RBI's, took home the 2013 Rookie of the Year Award as well as the Homerun Champion Award.
- Senior **Chantz Mack** also earned two trophies: the 2013 Bob Werner Award, honoring the teammate who best exemplifies the qualities of a winner, as well as the Arnold Novins Award, voted on by Miami baseball fans. Mack was named one of two team captains prior to the start of the 2013 season.
- Sophomore **Chris Diaz** captured the 2013 Ron Fraser Award, given annually to the team's top pitcher. The sophomore lefthander, who started every Friday night game for the Hurricanes in 2013, finished the season ranked second in the ACC in ERA.

Miami in the ACC Championship

Most Runs	15 (2008 vs. Georgia Tech)
Most Runs Allowed	12, three times
Most Hits	15 (2008 vs. Georgia Tech)
Most Hits Allowed	17 (2008 vs. Georgia Tech)
Championships	1 (2008)
All-ACC Championship Honorees	11

Remembering "The Wizard of College Baseball"



The Hurricanes dedicated the 2013 season in memory of former head coach Ron Fraser, who passed away before the season after a battle with Alzheimer's Disease.

Miami has taken special steps to remember "The Wizard of College Baseball," who helped guide the Hurricanes to over 1,200 wins and two national championships in his storied 30-year tenure as head coach.

During a special tribute night against Milwaukee on Feb. 23, head coach Jim Morris called for the "Grand Illusion," a trick play for which Fraser became instantly famous after the 1982 College World Series. A new outfield banner portraying the legendary coach was also unveiled by Fraser's wife Karen, his three daughters and five grandchildren during the game.

The Hurricanes are wearing patches in remembrance of Fraser; #1 patches adorn the right breast of each and every jersey, while #1 decals have been placed on the back of each player's batting helmet.

A commemorative home plate painted on the field with the number 1, Fraser's retired jersey number, remained all season. Fraser is one of 11 former Hurricanes players and coaches to have had their numbers immortalized.



HOMERUN TRACKER ...

Player	Number	Date	Opponent
Thompson	#1	Feb. 20	@ Florida Atlantic
Carey	#1	Feb. 24	Milwaukee
San Juan	#1	March 1	@ Florida
Kennedy	#1	March 3	@ Florida
Thompson	#2	March 6	UCF
Broad	#1	April 3	Bethune-Cookman
Hernandez	#1	April 6	Florida State
Thompson	#3	April 13	@ Maryland
Thompson	#4	May 10	@ Wake Forest
Lopez	#1	May 10	@ Wake Forest
Thompson	#5	May 12	@ Wake Forest
Kennedy	#2	May 12	@ Wake Forest
Thompson	#6	May 17	Georgia Tech

HITTING / OFFENSIVE LEADERS ...

Category	Player	Average/Total
Batting Average	Chantz Mack	.299
Slugging Percent.	David Thompson	.475
On Base Percent.	Chantz Mack	.429
Runs Scored	C. Mack/A. Hernandez	39
Hits	Alex Hernandez	58
At Bats	Alex Hernandez	203
Doubles	Alex Hernandez	16
Triples	Chantz Mack	3
Homeruns	David Thompson	6
Runs Batted In	David Thompson	42
Total Bases	A. Hernandez / D. Thompson	77
Walks	Chantz Mack	33
Hit By Pitch	Chantz Mack	11
Stolen Bases	Chantz Mack	13
Games Played	C. Mack/A. Hernandez	56
Games Started	C. Mack/A. Hernandez	56

PITCHING LEADERS ...

Category	Player	Average/Total
ERA (starter)	Chris Diaz	1.58
ERA (reliever)	Eric Nedeljkovic	1.42
Wins	Bryan Radziewski	8
Appearances	AJ Salcines	26
Innings Pitched	Chris Diaz	96.2
Games Started	Chris Diaz	14
Complete Games	Bryan Radziewski	2
Saves	Eric Nedeljkovic	13
Hits Allowed	Chris Diaz	90
Earned Runs All.	Andrew Suarez	26
Walks Allowed	Bryan Radziewski	27
Strikeouts	Bryan Radziewski	96
Homeruns Allowed	Andrew Suarez	4

POOL A - SERIES HISTORY...



#8 miami HURRICANES

(35-21, 14-16 ACC)

vs.

#1 north carolina TAR HEELS

(47-8, 21-7 ACC)

Thursday, May 23, 2013

Game Five: 3 p.m.

Durham Bulls Athletic Park

Durham, N.C.

All-Time Series:.....Miami leads, 30-23-1

Last Time vs. UNC:.....UM lost, 1-4

March 17, 2013 (Chapel Hill, N.C.)

2013 Series Results.....Miami 4, UNC 1

.....UNC 14, Miami 2

.....UNC 4, Miami 1

UM vs. UNC in ACC Tourney:.....Miami, 2-0



#8 miami HURRICANES

(35-21, 14-16 ACC)

vs.

#4 north carolina state WOLFPACK

(42-13, 19-10 ACC)

Friday, May 24, 2013

Game Seven: 11 a.m.

Durham Bulls Athletic Park

Durham, N.C.

All-Time Series:.....Miami leads, 27-12

Last Time vs. NCST:.....Miami lost, 2-3

May 23, 2012 (Greensboro, N.C.)

2011 Series Results.....Miami 4, NCST 1

.....Miami 14, NCST 13

.....Miami 3, NCST 0

UM vs. NCST in ACC Tourney:.....NCST, 2-1



#8 miami HURRICANES

(35-21, 14-16 ACC)

vs.

#5 clemson TIGERS

(39-17, 18-12 ACC)

Saturday, May 25, 2013

Game 12: 3 p.m.

Durham Bulls Athletic Park

Durham, N.C.

All-Time Series:.....Miami leads, 31-27-1

Last Time vs. Clemson:.....UM won, 7-0

April 21, 2013 (Coral Gables, Fla)

2013 Series Results.....Clemson 1, Miami 0

.....Miami 2, Clemson 1

.....Miami 7, Clemson 0

UM vs. Clemson in ACC Tourney:.....Clemson, 2-1

UM vs. UNC Series History

Series Record: 30-23-1, Miami leads

At Coral Gables: 19-9

At Chapel Hill: 8-13-1

Neutral: 3-1

1-run: 7-8

2-run: 5-6

Shutouts: 3-3

Most Runs, UM: 18 (April 16, 2005)

Margin, UM: 13 (February 19, 1982)

Most Runs, UNC: 14 (March 16, 2013)

Margin, UNC: 12 (March 16, 2013)

Longest Win Streak, UM: 6 games

Longest Win Streak, UNC: 5 games

Streak: UNC won 2

Last 10 Meetings (7-3)

Date	Site	Result	Score
4/23/11	Chapel Hill, N.C.	W	5-3
4/24/11	Chapel Hill, N.C.	L	1-8
5/26/11	Durham, N.C.*	W	6-3
4/6/12	Coral Gables, Fla.	W	8-0
4/7/12	Coral Gables, Fla.	W	4-3
4/8/12	Coral Gables, Fla.	W	4-0
5/24/12	Greensboro, N.C.	W	5-3
3/15/13	Chapel Hill, N.C.	W	4-1
3/16/13	Chapel Hill, N.C.	L	2-14
3/17/13	Chapel Hill, N.C.	L	1-4

UM vs. NCST Series History

Series Record: 27-12

At Coral Gables: 17-6

At Raleigh: 7-4

Neutral: 3-2

1-run: 6-9

2-run: 4-6

Shutouts: 4-0

Most Runs, UM: 19 (April 22, 2000)

Margin, UM: 18 (April 22, 2000)

Most Runs, NCST: 19 (April 15, 2007)

Margin, NCST: 10 (April 15, 2007)

Longest Win Streak, UM: 5 games

Longest Win Streak, NCST: 2 games

Streak: NCST won 1

Last 10 Meetings (8-2)

Date	Site	Result	Score
3/6/09	Coral Gables, Fla.	W (12)	7-6
3/7/09	Coral Gables, Fla.	W	4-0
3/8/09	Coral Gables, Fla.	W	9-7
3/26/10	Raleigh, N.C.	W	6-5
3/27/10	Raleigh, N.C.	L (11)	6-7
3/28/10	Raleigh, N.C.	W	4-0
4/8/11	Coral Gables, Fla.	W	4-1
4/9/11	Coral Gables, Fla.	W	14-13
4/10/11	Coral Gables, Fla.	W	3-0
5/23/12	Greensboro, N.C.	L	2-3

UM vs. Clemson Series History

Series Record: 29-26-1

In Coral Gables: 14-9-1

In Clemson 8-13

Neutral: 7-4

1-run: 6-5

2-run: 6-7

Shutouts: 2-2

Most Runs, UM: 15 (April 5, 2008)

Margin, UM: 10 (15-5, April 5, 2008)

Most Runs, CU: 15 (May 19, 2005)

Margin, CU: 13 (14-1, April 2, 2006)

Longest Win Streak, UM: 5 games

Longest Win Streak, CU: 7 games

Streak: UM won 2

Last 10 Meetings (5-5)

Date	Site	Result	Score
5/21/08	Jacksonville, Fla.	W	7-1
4/11/09	Clemson, S.C. (G1)	W	12-8
4/11/09	Clemson, S.C. (G2)	L	1-9
4/12/09	Clemson, S.C.	L	6-9
3/30/12	Clemson, S.C.	L	1-3
3/31/12	Clemson, S.C.	L	1-3
4/1/12	Clemson, S.C.	W	4-2
4/19/13	Coral Gables, Fla.	L	0-1
4/20/13	Coral Gables, Fla.	W	2-1
4/21/13	Coral Gables, Fla.	W	7-0

PITCHER PROFILES

31 • SAM ABRAMS

RHP

- R/R • 5-9 • 160 • So. • Miami, Fla.
- Returned to the team in 2013 after a one-year hiatus
- Provides a different look out of the pen with sidearm delivery
- Local product, who carried a perfect 4.0 GPA at nearby Killian

CAREER STATISTICS

YEAR	ERA	W-L	APP	IP	H	R	ER	BB	SO	B/AVG
2013	10.80	0-0	3	1.2	1	2	2	2	2	.200
2011	3.72	0-0	7	9.2	9	5	4	4	5	.243

CAREER 4.76 0-0 10 11.1 10 7 6 6 7

CAREER HIGHS

Innings: 3.2 (March 4, 2011 vs. Florida)
 Hits: 2, four times
 Earned Runs: 4 (March 26, 2011 vs. Georgia Tech)
 Strikeouts: 2, twice

4 • ALEX FERNANDEZ

RHP

- R/R • 5-9 • 180 • So. • Southwest Ranches, Fla.
- Made the permanent move to the mound after serving as both a pitcher and infielder as a freshman in 2012
- Registered nine appearances on the hill in 2012, finishing with a 2-0 record and a 2.84 ERA
- Struck out four batters across 6.1 combined innings of relief, allowing two earned runs in 2012

CAREER STATISTICS

YEAR	ERA	W-L	APP	IP	H	R	ER	BB	SO	B/AVG
2013	9.00	0-0	9	10.0	9	11	10	7	8	.237
2012	2.84	2-0	9	6.1	7	2	2	5	4	.318

CAREER 6.71 2-0 18 16.1 16 13 12 12 12

CAREER HIGHS

Innings: 3.0, twice
 Hits: 3 (March 12, 2013 vs. Illinois State)
 Earned Runs: 5 (March 16, 2013 vs. North Carolina)
 Strikeouts: 3 (Feb. 27, 2013 vs. Barry)

28 • JACE HERRERA

RHP

- R/R • 6-4 • 210 • R-Fr. • Apopka, Fla.
- Five-year letterman at Wekiva High (2007-2011)
- Selected by the Red Sox in the 36th round of the 2011 Draft
- Missed 2012 while recovering from Tommy John surgery

CAREER STATISTICS

YEAR	ERA	W-L	APP	IP	H	R	ER	BB	SO	B/AVG
2013	1.59	0-0	5	5.2	9	3	1	2	2	.346

CAREER HIGHS

Innings: 2.0 (March 16, 2013 vs. North Carolina)
 Hits: 3 (March 16, 2013 vs. North Carolina)
 Earned Runs: 1 (May 18, 2013 vs. Georgia Tech)
 Strikeouts: 1, twice

45 • VINCE KOSSAK

RHP

- R/R • 6-0 • 186 • Sr. • Lake Worth, Fla.
- Transferred to Miami in 2012 from Palm Beach State College
- Served as a primary long relievers in his first season at Miami
- Factors as one of the team's key right-handed relievers in 2013

YEAR-BY-YEAR STATISTICS

YEAR	ERA	W-L	APP	IP	H	R	ER	BB	SO	B/AVG
2013	8.30	0-0	9	15.0	22	14	14	7	13	.349
2012	7.71	0-0	8	11.2	12	10	10	5	7	.255

CAREER 8.10 0-0 17 26.2 34 24 24 12 20

CAREER HIGHS

Innings: 3.0, twice
 Hits: 4, three times
 Earned Runs: 5 (March 12, 2013 vs. Illinois State)
 Strikeouts: 3, three times

37 • ERIC NEDELJKOVIC

RHP

- R/R • 6-0 • 175 • Sr. • Folsom, Calif.
- Has allowed just four runs in 24 appearances this season
- Allowed only five runs in 2012, the fewest among bullpen regulars
- Finished the 2013 regular season leading the ACC in saves (13)
- Named to 2013 NCBWA Stopper of the Year Watch List

YEAR-BY-YEAR STATISTICS

YEAR	ERA	W-L	APP	IP	H	R	ER	BB	SO	B/AVG
2013	1.42	2-2	24	25.1	18	4	4	4	29	.194
2012	1.78	0-1	29	25.1	27	10	5	6	18	.284

CAREER 1.60 2-3 53 50.2 45 14 9 10 47

CAREER HIGHS

Innings: 2.1 (Feb. 20, 2013 vs. FAU)
 Hits: 3, twice
 Earned Runs: 2, twice
 Strikeouts: 4 (Feb. 24, 2013 vs. Milwaukee)

34 • RYAN OTERO

RHP

- R/R • 6-3 • 185 • R-Fr. • Coral Gables, Fla.
- Attended Ransom Everglades School in nearby Coconut Grove
- During his senior season, batted .426 with four HR's & 31 RBI

YEAR-BY-YEAR STATISTICS

YEAR	ERA	W-L	APP	IP	H	R	ER	BB	SO	B/AVG
2013	13.50	0-0	4	3.1	4	7	5	5	2	.267

CAREER HIGHS

Innings: 1.0, three times
 Hits: 3 (March 29, 2013 vs. Virginia)
 Earned Runs: 3 (March 12, 2013 vs. Illinois State)
 Strikeouts: 1, twice

16 • AJ SALCINES

LHP

- L/L • 6-0 • 202 • Jr. • Miami, Fla.
- 2013 Preseason All-America Third Team (NCBWA)
- 2013 NCBWA Stopper of the Year Watch List
- Named 2012 Team MVP after a dominant sophomore season
- Ranked second on the team with seven saves in 2012
- Tied for the Atlantic Coast Conference lead in appearances (39)
- Registered the lowest ERA on the entire pitching staff (1.40)

CAREER STATISTICS

YEAR	ERA	W-L	APP	IP	H	R	ER	BB	SO	B/AVG
2013	7.31	3-3	26	28.1	33	26	23	13	29	.287
2012	1.40	3-0	39	38.2	26	10	6	11	44	.193
2011	5.27	1-0	18	27.1	33	18	16	13	27	.306

CAREER 4.29 7-3 83 94.1 92 54 45 37 100

CAREER HIGHS

Innings: 4.0 (March 23, 2011 vs. Florida Gulf Coast)
 Hits: 5 (March 30, 2013 vs. Virginia)
 Earned Runs: 4 (March 30, 2013 vs. Virginia)
 Strikeouts: 4, twice

32 • ADAM SARGENT

RHP

- R/R • 5-11 • 180 • Jr. • Miami, Fla.
- Served as one of the team's top arms out of the bullpen in 2012, finishing with a 2.81 ERA in 27 appearances.
- Was slowed by tightness for most of this season, but played in Miami's game one win over St. John's (May 3)

CAREER STATISTICS

YEAR	ERA	W-L	APP	IP	H	R	ER	BB	SO	B/AVG
2013	4.50	0-0	4	2.0	2	4	1	4	2	.250
2012	2.81	0-2	27	25.2	28	11	8	13	24	.267
2011	4.40	2-2	29	30.2	25	16	15	15	25	.227

CAREER 3.70 2-4 60 58.1 55 31 24 32 51

CAREER HIGHS

Innings: 3.0 (February 24, 2011 vs. Appalachian State)
 Hits: 5 (April 30, 2012 vs. Virginia)
 Earned Runs: 4 (April 13, 2011 vs. Barry)
 Strikeouts: 3, four times

47 • ENRIQUE SOSA

RHP

- 5-9 • 180 • Fr. • Panama City, Panama
- Enrolled as a freshman before the start of the spring semester
- Attended Academia Interamericana de Panama in his native Panama City

CAREER STATISTICS

YEAR	ERA	W-L	APP	IP	H	R	ER	BB	SO	B/AVG
2013	6.43	0-0	5	7.0	8	5	5	6	3	.296

CAREER HIGHS

Innings: 2.2 (March 12, 2013 vs. Illinois State)
 Hits: 3 (March 9, 2013 vs. Duke)
 Earned Runs: 2, twice
 Strikeouts: 2 (March 12, 2013 vs. Illinois State)

52 • ERIC WHALEY

RHP

- 6-3 • 190 • Sr. • Pompano Beach, Fla.
- 2012 All-ACC Championship Team
- 2012 Preseason All-America Third Team (Louisville Slugger)
- Served as a starter in the weekend rotation for the second consecutive season in 2012
- Led all starters with a 2.68 ERA, the third-lowest figure of any member of the pitching staff
- Delivered 12 quality starts on the year in 14 chances

CAREER STATISTICS

YEAR	ERA	W-L	GS	APP	IP	H	R	ER	BB	SO	B/AVG
2013	4.50	3-1	3	34.0	37	19	17	10	26	.272	
2012	2.68	4-4	14	90.2	95	37	27	20	63	.270	
2011	2.70	7-5	16	93.1	81	36	28	22	82	.233	
2010	4.28	5-1	4	48.1	46	27	23	17	51	.258	

CAREER 3.21 19-11 37 266.1 259 119 95 69 222

43 • THOMAS WOODREY

LHP

- 6-3 • 190 • Fr. • Lighthouse Point, Fla.
- Has served as one of the team's primary long relievers in 2013
- Four-year letterman at nearby Cardinal Gibbons
- Earned First-Team All-Broward recognition as a senior in 2012
- Totaled 22 wins over his four seasons of high school

CAREER STATISTICS

YEAR	ERA	W-L	APP	IP	H	R	ER	BB	SO	B/AVG
2013	2.89	4-0	16	37.1	30	16	12	13	24	.217

CAREER HIGHS

Innings: 8.0 (March 5, 2013 vs. Maine)
 Hits: 7 (Feb. 20, 2013 vs. FAU)
 Earned Runs: 3 (Feb. 20, 2013 vs. FAU)
 Strikeouts: 5 (Feb. 20, 2013 vs. FAU)



HITTER PROFILES

17 • CHRISTOPHER BARR 1B/OF

- L/R • 6-1 • 180 • Fr. • Royal Palm Beach, Fla.
- Earned his first career start in the finale against Duke (March 10)
- Hit .405 with 30 stolen bases his senior year of high school
- Well-known for his glove and defensive prowess, he earned First Team All-Area distinction from the *Palm Beach Post* in 2012

CAREER STATISTICS

YEAR	AVG	GP-GS	AB	H	R	2B	3B	HR	RBI
2013	.223	50-25	103	23	26	1	1	0	5

INDIVIDUAL GAME HIGHS

At-bats: 5, three times
 Runs: 2, three times
 Hits: 3 (March 13, 2013 vs. Illinois State)
 RBI: 2 (April 10, 2013 vs. Stetson)

8 • MICHAEL BROAD OF

- R/R • 5-10 • 196 • Sr. • Fort Lauderdale, Fla.
- Moved from the infield to the outfield for his senior season
- Belted four homers in 2012, including two grand slams, while adding 30 RBIs, good for fourth-most on the team

CAREER STATISTICS

YEAR	AVG	GP-GS	AB	H	R	2B	3B	HR	RBI
2013	.255	34-28	98	25	12	4	0	1	15
2012	.243	54-48	173	42	28	10	1	4	30
2011	.248	39-32	125	31	20	8	2	3	21
2010	.343	51-39	143	49	33	7	3	7	28

CAREER .272 177-147 539 147 93 29 6 15 94

INDIVIDUAL GAME HIGHS

At-bats: 7 (April 3, 2011 vs. Boston College)
 Runs: 3, two times
 Hits: 3, five times
 RBI: 5, two times

36 • DALE CAREY OF

- R/R • 6-2 • 184 • Jr. • Marietta, Ga.
- Saw action in every game but one in 2012, recording 58 starts during his sophomore season
- Recorded 214 at-bats and 58 hits as a sophomore, good for second-most on the team in both categories

CAREER STATISTICS

YEAR	AVG	GP-GS	AB	H	R	2B	3B	HR	RBI
2013	.213	51-43	127	27	21	5	2	1	12
2012	.271	58-58	214	58	42	11	2	2	20
2011	.271	58-44	155	42	30	8	0	1	24

CAREER .254 167-145 496 126 93 24 4 4 56

INDIVIDUAL GAME HIGHS

At-bats: 6, twice
 Runs: 3, four times
 Hits: 3, five times
 RBI: 3, three times

41 • RICKY EUSEBIO OF

- R/R • 5-10 • 175 • Fr. • Homestead, Fla.
- Serves as one of the team's fastest and best defensive outfielders
- Earned *Rawlings All-American* Honorable Mention recognition as a senior in 2012
- Hit .430 with 4 homeruns, 20 RBI, and 20 stolen bases his senior season at Gulliver Prep

CAREER STATISTICS

YEAR	AVG	GP-GS	AB	H	R	2B	3B	HR	RBI
2013	.226	44-23	93	21	14	3	0	0	8

INDIVIDUAL GAME HIGHS

At-bats: 5, twice
 Runs: 2, twice
 Hits: 2, twice
 RBI: 3 (March 22, 2013 vs. Virginia Tech)

27 • BRAD FIEGER 1B

- R/R • 6-1 • 193 • Jr. • Naples, Fla.
- Finished as the only player to start every game of the season in 2012, ranking first on the team with 59 starts
- Hit .295 as a soph., recording the second-highest average in 2012
- Led team w/66 H, 224 ABs, 14 2B's and 92 total bases in 2012

CAREER STATISTICS

YEAR	AVG	GP-GS	AB	H	R	2B	3B	HR	RBI
2013	.291	50-49	158	46	14	12	0	0	29
2012	.295	59-59	224	66	29	14	0	4	39
2011	.280	61-60	225	63	28	14	0	2	29

CAREER .288 170-168 607 175 71 40 0 6 97

INDIVIDUAL GAME HIGHS

At-bats: 7, twice
 Runs: 3 (April 29, 2011 vs. Florida Gulf Coast)
 Hits: 4, twice
 RBI: 5 (March 13, 2013 vs. Illinois State)

0 • ROGER GONZALEZ C

- S/R • 5-9 • 195 • Fr. • Miami, Fla.
- Three year letterman at Florida Christian, where he helped lead the team to three district titles
- First Team All-Dade selection as a senior, batting .457 with 5 homers and 31 RBI
- Batted .456 with 5 homeruns and 35 RBI as a junior

CAREER STATISTICS

YEAR	AVG	GP-GS	AB	H	R	2B	3B	HR	RBI
2013	.324	25-3	34	11	2	2	0	0	5

INDIVIDUAL GAME HIGHS

At-bats: 4, three times
 Runs: 1 (March 12, 2013 vs. Illinois State)
 Hits: 2 (March 12, 2013 vs. Illinois State)
 RBI: 2 (May 17, 2013 vs. Georgia Tech)

7 • ALEXANDER HERNANDEZ 2B

- R/R • 5-8 • 170 • Jr. • West Palm Beach, Fla.
- One of two Hurricanes to play in all 56 games (Chantz Mack)
- Transferred to Miami after two seasons at Palm Beach State
- Has locked down second base, having impressed both defensively and offensively this fall and spring
- Four year letterman at Palm Beach Central, where the team was district champions in three of his four years there

CAREER STATISTICS

YEAR	AVG	GP-GS	AB	H	R	2B	3B	HR	RBI
2013	.286	56-56	203	58	39	16	0	1	30

INDIVIDUAL GAME HIGHS

At-bats: 5, seven times
 Runs: 3, twice
 Hits: 3, twice
 RBI: 3 (May 5, 2013 vs. St. John's)

24 • GRANT HEYMAN OF

- L/R • 6-4 • 200 • Fr. • Pittsford, N.Y.
- Recorded his first career hit and RBI in the team's 7-0 shutout over Rutgers in the series finale
- Selected in the 11th round of the 2012 Draft by Toronto
- Four-year letterman in baseball, basketball and football
- Rawlings* National High School Gold Glove Award recipient

CAREER STATISTICS

YEAR	AVG	GP-GS	AB	H	R	2B	3B	HR	RBI
2013	.175	24-8	40	7	2	1	1	0	5

INDIVIDUAL GAME HIGHS

At-bats: 4, three times
 Runs: 1, twice
 Hits: 2 (March 9, 2013 vs. Duke)
 RBI: 1, five times

40 • GARRETT KENNEDY C

- L/R • 6-1 • 200 • So. • Davie, Fla.
- Recorded a two-run walk-off single on Opening Day bottom nine
- Belted his second career homerun Sunday against Wake (5/12)
- Saw increased action late in 2012 due to a midseason hand injury suffered by fellow backstop Peter O'Brien

CAREER STATISTICS

YEAR	AVG	GP-GS	AB	H	R	2B	3B	HR	RBI
2013	.269	39-33	104	28	15	3	0	2	12
2012	.165	40-31	85	14	6	0	0	0	4

CAREER .214 79-64 189 42 21 3 0 2 16

INDIVIDUAL GAME HIGHS

At-bats: 5 (March 28, 2012 vs. St. Thomas)
 Runs: 2 (April 21, 2013 vs. Clemson)
 Hits: 2, seven times
 RBI: 2, three times

51 • BRANDON LOPEZ SS

- R/R • 6-1 • 170 • Fr. • Miramar, Fla.
- Drafted in the 34th round by Toronto in the 2012 MLB Draft after a standout career at nearby American Heritage
- Has started 52 of 53 games this season at shortstop, missing just four due to injury suffered in pregame batting practice vs. UVa
- Was rated the nation's 12th-best freshman by *Baseball America*

CAREER STATISTICS

YEAR	AVG	GP-GS	AB	H	R	2B	3B	HR	RBI
2013	.256	53-52	160	41	17	1	0	1	14

INDIVIDUAL GAME HIGHS

At-bats: 5 (May 5, 2013 vs. St. John's)
 Runs: 2 (March 10, 2013 vs. Duke)
 Hits: 3, four times
 RBI: 4 (May 11, 2013 vs. Wake Forest)

2 • CHANTZ MACK OF

- L/L • 6-0 • 205 • Sr. • Homestead, Fla.
- 2012 All-ACC Championship Team
- Saw his role dramatically increase as a junior in 2012
- Finished the year 3rd with a .289 AVG and 2nd with .399 OBP
- Named ACC All-Championship after hitting .400 with five RBIs

CAREER STATISTICS

YEAR	AVG	GP-GS	AB	H	R	2B	3B	HR	RBI
2013	.299	56-56	187	56	39	10	3	0	27
2012	.289	55-45	166	48	24	5	2	1	33
2011	.232	58-36	138	32	21	6	0	3	16
2010	.192	19-3	26	5	5	1	0	0	0

CAREER .272 188-140 517 141 89 22 5 4 76

INDIVIDUAL GAME HIGHS

At-bats: 5, 11 times
 Runs: 3, three times
 Hits: 3, five times
 RBI: 3, six times

9 • TYLER PALMER INF/OF

- R/R • 5-11 • 189 • Jr. • Pembroke Pines, Fla.
- Started at four different positions in his first season at Miami, including first base, third base, right field and designated hitter
- Transferred to Miami after spending his freshmen season at UF

CAREER STATISTICS

YEAR	AVG	GP-GS	AB	H	R	2B	3B	HR	RBI
2013	.256	42-30	117	30	19	2	0	0	6
2012	.250	46-44	152	38	30	8	0	4	20

CAREER .261 88-74 269 68 49 10 0 4 26

INDIVIDUAL GAME HIGHS

At-bats: 6 (April 7, 2012 vs. North Carolina)
 Runs: 3, twice
 Hits: 3, twice
 RBI: 3 (Feb. 26, 2012 vs. Albany)

HITTER PROFILES

10 • ALEX SAN JUAN

C

- R/R • 5-11 • 200 • Sr. • Miami, Fla.
- Has served as one of the team's most important hitters in 2013
- Notched his first career RBI and multihit game vs. Rutgers (2/17)
- Cranked his first career homerun, a two-run no doubter, in Miami's 3-2 win over in-state rival Florida March 1
- Transferred to Miami after two seasons at Miami-Dade College

CAREER STATISTICS

YEAR	AVG	GP-GS	AB	H	R	2B	3B	HR	RBI
2013	.278	53-51	180	50	16	5	1	1	18
2012	.167	9-6	24	4	1	1	0	0	0

CAREER	.265	62-57	204	54	17	6	1	1	18
---------------	------	-------	-----	----	----	---	---	---	----

INDIVIDUAL GAME HIGHS

At-bats: 5 (Feb. 20, 2013 vs. FAU)
 Runs: 2, twice
 Hits: 4 (April 17, 2013 vs. Bethune-Cookman)
 RBI: 2, three times

19 • DAVID THOMPSON

3B

- R/R • 6-2 • 207 • Fr. • Miami, Fla.
- Has reached base in 22 straight games, the longest of any player
- Homered twice in the team's most recent series with Wake Forest
- Has made the switch to third base, where he played in high school
- Entering tournament, leads the team in HR's (six) and RBI's (42)
- Four year letterman in baseball and football at nearby Westminster Christian - also a quarterback on the Hurricanes' football team

CAREER STATISTICS

YEAR	AVG	GP-GS	AB	H	R	2B	3B	HR	RBI
2013	.284	46-45	162	46	19	13	0	6	42

INDIVIDUAL GAME HIGHS

At-bats: 5, five times
 Runs: 3 (May 17, 2013 vs. Georgia Tech)
 Hits: 2, 14 times
 RBI: 5 (May 17, 2013 vs. Georgia Tech)

14 • ESTEBAN TREGALLO

INF

- R/R • 6-1 • 200 • So. • Guaynabo, Puerto Rico
- Opened his career with a 15-game hitting streak, a season-best stretch lasting from Feb. 17 - March 13, 2012
- Hit a walkoff homerun in the bottom of the 14th inning against North Carolina, a solo shot that cleared the leftfield fence
- Drafted by the Seattle Mariners in the 50th round of the 2011 MLB Draft

CAREER STATISTICS

YEAR	AVG	GP-GS	AB	H	R	2B	3B	HR	RBI
2013	.000	6-0	6	0	1	0	0	0	1
2012	.243	49-42	140	34	22	8	1	3	8

CAREER	.234	54-42	145	34	23	8	1	3	9
---------------	------	-------	-----	----	----	---	---	---	---

INDIVIDUAL GAME HIGHS

At-bats: 5, three times
 Runs: 4 (Feb. 24, 2012 vs. Albany)
 Hits: 2, seven times
 RBI: 2, three times



2013 ACC BASEBALL CHAMPIONSHIP

DURHAM, N.C. • MAY 22-26, 2013 • theACC.com • @ACCBASEBALL

Wednesday, May 22	Thursday, May 23	Friday, May 24	Saturday, May 25	Sunday, May 26
#7 GEORGIA TECH vs #2 FLORIDA STATE GAME 1 • 11:00 AM	#3 VIRGINIA vs #7 GEORGIA TECH GAME 4 • 11:00 AM	#4 NC STATE vs #8 MIAMI GAME 7 • 11:00 AM	#3 VIRGINIA vs #2 FLORIDA STATE GAME 10 • 11:00 AM	POOL A WINNER vs POOL B WINNER CHAMPIONSHIP 1:00 PM
#6 VIRGINIA TECH vs #3 VIRGINIA GAME 2 • 3:00 PM	#8 MIAMI vs #1 NORTH CAROLINA GAME 5 • 3:00 PM	#7 GEORGIA TECH vs #6 VIRGINIA TECH GAME 8 • 3:00 PM	#8 MIAMI vs #5 CLEMSON GAME 11 • 3:00 PM	ACC BASEBALL CHAMPIONSHIP 2013 RSN AFFILIATES: ESPN2, ESPN3, GAMETRACKER
#5 CLEMSON vs #4 NC STATE GAME 3 • 7:00 PM	#2 FLORIDA STATE vs #6 VIRGINIA TECH GAME 6 • 7:00 PM	#1 NORTH CAROLINA vs #5 CLEMSON GAME 9 • 7:00 PM	#4 NC STATE vs #1 NORTH CAROLINA GAME 12 • 7:00 PM	

Wednesday-Saturday games will air on Regional Sports Networks (RSN) & ESPN3. Championship Game will air on ESPN2.

HOME FIELD: ALEX RODRIGUEZ PARK at MARK LIGHT FIELD

Renovations to Alex Rodriguez Park were thanks in large part to a \$3.9 million contribution by the New York Yankees' third baseman. The official announcement of his gift was made on Oct. 10, 2002.

Alex Rodriguez Park took form in a three-phase process:


- Phase I called for seating modifications, new dugouts, new stadium lighting and utility infrastructure and new restrooms.
- Phase II entailed renovating below the grandstand area and adding new concession areas.
- The final phase included adding a new clubhouse, weight room, training room, meeting room, video room and academic area. In addition, a new press box – along with four VIP suites – have been built atop the grandstand. This past offseason, addition seating was added down both lines while a new scoreboard was constructed in left field.

MAJOR DONOR LIST

Alex Rodriguez
 Paul & Swanee DiMare and Family
 Huizenga Family Foundation
 Nelson and Tillie Lancione
 Judi and Robert Newman
 Thomas Adams
 James Klotz
 Frank Russo
 Lois Kerr
 Henry Burnett
 Mr. & Mrs. Gino DiMare
 The Herald Family
 Jeronimo Esteve

ROOM NAMING RIGHTS

The Huizenga Family Ticket Tower and Box Office
 Tillie and Nelson Lancione Press Box
 Judi and Robert Newman Computer/Academic Room
 Tommy Adams Baseball Coaches Locker Room
 FMS Bonds, Inc. UM Players Locker Room
 Frank M. Russo Weight Room
 Lois Kerr Home Team Dugout



STARTING PITCHER NOTES...



18 CHRIS DIAZ

- Soph. • LHP • L/L • 6-0, 195 lbs. • Florida City, Fla.
- Combines a good fastball with arguably the best breaking ball of any pitcher on staff
 - Fastball sits in upper 80's to low 90's, and also boasts an impressive knuckle-curve, change-up, and pickoff move
 - Will be making his 17th career start for the Hurricanes in the ACC Championship

YEAR-BY-YEAR STATISTICS

YEAR	ERA	W-L	GS	IP	H	R	ER	BB	SO	B/AVG
2013	1.58	6-4	14	96.2	90	23	17	18	63	.253
2012	4.18	2-1	2	32.1	35	17	15	13	20	.287
CAREER	2.23	8-5	16	129.0	125	40	32	31	83	

Sophomore (2013)...

- Ended regular season ranked among conference leaders in a number of key pitching categories, including ERA (1.58, second) and innings pitched (96.2, second)...
- Has delivered 12 quality starts in 14 chances this season...
- Guided Hurricanes to a series-clinching win over Georgia Tech (May 17) last time out, scattering eight hits and three earned runs over seven innings...
- Fell in back-to-back 1-0 decisions against Clemson (April 19) and Boston College (April 26), matching a career-long with eight innings in each loss...
- Made his first start of the season against Rutgers (Feb. 16), going six innings and allowing five hits and allowing one unearned run, striking out five batters...
- Went a then-career high seven innings against Florida, allowing zero runs but finishing with a no decision...
- Got tagged for a career-high 11 hits against Duke (March 8)...
- Matched a then-career best performance against No. 1 UNC, going seven innings and allowing just one earned run in delivering the Tar Heels their first loss of 2013...

Freshman (2012)...

- Served as one of the team's key arms out of the bullpen in his first year as a Hurricane, registering 23 appearances...
- Made two starts on the year, finishing with a 4.18 ERA and a 2-1 record...
- Struck out 20 batters in 32.1 innings of work while walking 13 batters...

High School/Prep...

- Played for Javi Rodriguez at Gulliver Prep...
- Earned Miami Herald All-Dade First Team honors after going 7-2 on the mound with a 1.82 ERA and 63 strikeouts in his sophomore year...
- Went 8-2 with 2.45 era and 66 strikeouts in his senior year, leading his team to the regional finals and earning Miami Herald All-Dade First Team...

Personal...

Son of Domitila Diaz... Majoring in Criminology with a minor in Sports Management... Has one sister (Jazmine) and one brother (Robert)..

CAREER HIGHS

Innings: 8.0, four times
Hits: 11, March (8, 2013 vs. Duke)
Earned Runs: 4 (March 13, 2012 vs. Illinois State)
Strikeouts: 7, three times



77 BRYAN RADZIEWSKI

- Jr. • LHP • L/L • 5-10, 195 lbs. • Miami, Fla.
- Named to 2013 All-ACC First Team
 - Earned Baseball America Freshman All-American honors in 2011 after serving as team's No. 1 starter
 - Missed nearly all of 2012 after season-ending shoulder surgery

CAREER STATISTICS

YEAR	ERA	W-L	GS	IP	H	R	ER	BB	SO	B/AVG
2013	1.64	8-2	12	76.2	45	19	14	27	96	.175
2012	3.08	2-0	5	26.1	24	10	9	14	21	.250
2011	3.35	9-2	16	91.1	87	48	34	37	92	.252
CAREER	2.47	19-5	33	196.1	156	77	57	78	210	

Junior (2013)...

- Earned First-Team All-ACC honors after stellar regular season campaign...
- Named to Golden Spikes Award midseason watch list by USA Baseball on May 2...
- Ranks near the top of nearly every statistical category in the conference, including ERA (1.64, third), strikeouts (96, third) and opponents' batting average (.175, first)...
- Recorded his third double-digit strikeout game against Wake (May 11)
- Struck out a then-career high 11 batters in a March 6 win over UCF...
- Earned ACC Pitcher of the Week honors for a historic start against Virginia Tech (March 23), where he struck out 16 batters in a complete game shutout...
- His 96 punchouts are the third-most in the conference, and he has held opponents to a measly .175 batting average, the best mark of any pitcher in the ACC.

Sophomore (2012)...

- Recorded five starts before missing the rest of the year to season-ending surgery...
- Finished with a 2-0 record and a 3.08 ERA in his limited action...

Freshman (2011)...

- Named to the 2011 Baseball America Freshman All-America Second Team...
- Finished the 2011 campaign with a team-leading nine wins, amassing a 9-2 record with a team third-lowest 3.35 earned run average...
- Started a team-high matching 16 games for the Hurricanes, including becoming the first freshman in more than 20 years to start a season-opener on the hill...
- Led the Atlantic Coast Conference in runners picked off (10), tied for fifth in starts (16), tied for eighth in wins (9) and was 10th in batters struck out (92)..

High School/Prep...

- Played under head coach Ernie Padron at Florida Christian School...
- Finished his prep career with a record of 28-6 on the mound...
- On the mound, finished the year with 107 strikeouts and an 8-2 record, holding an ERA of 0.87...

Personal...

- Parents are Lilly and Paul Radziewski...Has an older brother, Kyle...

CAREER HIGHS

Innings: 9.0 (March 23, 2013 vs. Virginia Tech)
Hits: 9, twice
Earned Runs: 5, twice
Strikeouts: 16 (March 23, 2013 vs. Virginia Tech)

STARTING PITCHER NOTES...



30 ANDREW SUAREZ

Soph. • LHP • L/L • 6-0, 205 lbs. • Miami, Fla.

• Ranks as the Hurricanes' highest-drafted player, having been selected in the ninth round of the 2011 MLB Draft by the Toronto Blue Jays...

• Freshman campaign was cut short by season-ending shoulder surgery...

• Named ACC Pitcher of the Week on April 22...

CAREER STATISTICS

YEAR	ERA	W-L	APP	IP	H	R	ER	BB	SO	B/AVG
2013	3.13	3-4	13	74.2	77	35	26	18	49	.270
2012	19.29	0-0	2	2.1	6	5	5	1	1	.462

CAREER 3.47 3-4 15 77.0 83 40 31 19 50

Sophomore (2013)...

- Struggled last time out against Wake (May 12), lasting just 4.1 innings...
- Named ACC Pitcher of the Week for a series-clinching complete game shutout of then-No. 12 Clemson (April 21)...
- Made his first career start against Rutgers (Feb. 17), pitching five strong innings to help the team clinch a three-game sweep...
- Struck out three Scarlet Knights batters in the win, scattering five hits while allowing zero runs...
- Earned his first collegiate victory against Milwaukee (Feb. 24), striking out a career-high five batters while allowing five hits and two earned runs...
- Picked up his first loss of the season at Florida (March 3), going a season-low 2.2 innings while getting tagged for five runs...
- Delivered three consecutive quality starts against Duke, UNC and Virginia Tech, including 6.2 innings against the Hokies (March 24)...

Freshman (2012)...

- Missed nearly the entire season rehabbing from surgery...
- Started and pitched three impressive innings against the Miami Marlins in the team's stadium-opening exhibition at Marlins Park...

High School/Prep...

- Played at Christopher Columbus High School under head coach Joe Weber...
- Played club league for the Florida Legends and coaches Angel Herrera and Carlos Marts...
- As a senior, helped Columbus to an 18-7 record...
- Tossed 34 complete innings, striking out 58 and collecting an ERA of 1.65 and a record of 5-3 on the campaign...
- Named All-Dade County First Team...
- First Team All-Dade and FHSAA Class 6-A Pitcher of the Year...

Personal...

Majoring in Criminology... Parents are Yoaris and Jose Suarez... Has three siblings - Jose, Kevin and Unisis...

CAREER HIGHS

Innings: 9.0 (April 21, 2013 vs. Clemson)
Hits: 7 (March 24, 2013 vs. Virginia Tech)
Earned Runs: 4 (March 3, 2013 vs. Florida)
Strikeouts: 7, twice

2013 SCHEDULE (35-21, 14-16 ACC)

DATE	OPPONENT	TIME/RESULT
2/15	Rutgers	W, 5-4
2/16	Rutgers	W, 4-1 (7 inn.)
2/17	Rutgers	W, 7-0
2/20	at Florida Atlantic	W, 5-4 (11 inn.)
2/22	Milwaukee	W, 6-1
2/23	Milwaukee	W, 6-1
2/24	Milwaukee	W, 7-6
2/26	Saint Thomas	W, 5-4
2/27	Barry	W, 5-1
3/1	at Florida	W, 3-2
3/2	at Florida	L, 4-6
3/3	at Florida	L, 3-6
3/5	Maine	W, 6-2
3/6	Central Florida	W, 5-0
3/8	Duke*	L, 2-4
3/9	Duke*	L, 2-9
3/10	Duke*	W, 5-3
3/12	Illinois State	L, 17-6
3/13	Illinois State	W, 9-2
3/15	at North Carolina*	W, 4-1
3/16	at North Carolina*	L, 2-14
3/17	at North Carolina*	L, 1-4
3/19	Columbia	W, 9-6
3/20	Columbia	W, 6-4
3/22	Virginia Tech*	W, 11-9
3/23	Virginia Tech*	W, 2-0
3/24	Virginia Tech*	L, 5-8 (10 inn.)
3/27	Florida Atlantic	L, 1-6
3/29	at Virginia*	L, 4-15
3/30	at Virginia*	L, 1-8
3/31	at Virginia*	W, 4-3
4/3	Bethune-Cookman	L, 3-5
4/5	Florida State*	L, 2-4
4/6	Florida State*	W, 6-0
4/7	Florida State*	L, 1-5
4/10	Stetson	W, 8-2
4/12	at Maryland*	W, 1-0 (13 inn.)
4/13	at Maryland*	W, 5-3
4/14	at Maryland*	L, 2-7
4/17	Bethune-Cookman	W, 6-1
4/19	Clemson*	L, 0-1
4/20	Clemson*	W, 2-1
4/21	Clemson*	W, 7-0
4/24	Florida Atlantic	W, 6-4
4/26	at Boston College*	L, 0-1
4/27	at Boston College*	W, 5-0
4/28	at Boston College*	L, 2-3 (11 inn.)
5/3	St. John's	W, 12-3
5/4	St. John's	W, 4-2
5/5	St. John's	W, 6-4
5/10	at Wake Forest*	W, 8-3
5/11	at Wake Forest*	L, 4-5
5/12	at Wake Forest*	L, 3-9
5/16	Georgia Tech*	W, 8-3
5/17	Georgia Tech*	W, 11-7
5/18	Georgia Tech*	L, 1-10



2013 University of Miami Baseball Game Results for Miami Hurricanes (as of May 20, 2013) (All games)



Date	Opponent	Score	Inns	Overall	ACC	Pitcher of record	Attend	Time
Feb 16, 2013	RUTGERS UNIVERSITY-1	w 5-4	9	1-0-0	0-0-0	A Salcines (W 1-0)	2787	2:52
Feb 16, 2013	RUTGERS UNIVERSITY-2	w 4-1	7	2-0-0	0-0-0	J Salas (W 1-0)	2981	2:07
Feb 17, 2013	RUTGERS UNIVERSITY	w 7-0	9	3-0-0	0-0-0	A Suarez (W 1-0)	2795	2:28
Feb 20, 2013	at Florida Atlantic	w 5-4	(11)	4-0-0	0-0-0	Nedeljkovic (W 1-0)	1074	3:53
Feb 22, 2013	MILWAUKEE PANTHERS	w 6-1	9	5-0-0	0-0-0	C Diaz (W 1-0)	2777	2:26
Feb 23, 2013	MILWAUKEE PANTHERS	w 6-1	9	6-0-0	0-0-0	J Salas (W 2-0)	2980	2:51
Feb 24, 2013	MILWAUKEE PANTHERS	w 7-6	9	7-0-0	0-0-0	Gradinette (W 1-0)	2507	2:49
Feb 26, 2013	ST. THOMAS BOBCATS	w 5-4	9	8-0-0	0-0-0	A Salcines (W 2-0)	2391	9:18
Feb 27, 2013	BARRY UNIVERSITY	w 5-1	9	9-0-0	0-0-0	T Woodrey (W 1-0)	2422	2:35
Mar 01, 2013	at Florida Gators	w 3-2	9	10-0-0	0-0-0	Nedeljkovic (W 2-0)	3412	3:08
Mar 02, 2013	at Florida Gators	L 4-6	9	10-1-0	0-0-0	A Salcines (L 2-1)	3899	3:16
Mar 03, 2013	at Florida Gators	L 3-6	9	10-2-0	0-0-0	A Suarez (L 1-1)	3786	3:01
Mar 05, 2013	MAINE BLACK BEARS	w 6-2	9	11-2-0	0-0-0	T Woodrey (W 2-0)	2294	2:45
Mar 06, 2013	UCF KNIGHTS	w 5-0	9	12-2-0	0-0-0	Radziewski (W 1-0)	2232	2:39
* Mar 08, 2013	DUKE BLUE DEVILS	L 2-4	9	12-3-0	0-1-0	C Diaz (L 1-1)	3026	3:05
* Mar 09, 2013	DUKE BLUE DEVILS	L 2-9	9	12-4-0	0-2-0	J Salas (L 2-1)	3030	3:23
* Mar 10, 2013	DUKE BLUE DEVILS	w 5-3	9	13-4-0	1-2-0	A Suarez (W 2-1)	3019	2:55
Mar 12, 2013	ILLINOIS STATE	L 6-17	9	13-5-0	1-2-0	E Whaley (L 0-1)	2242	3:48
Mar 13, 2013	ILLINOIS STATE	w 9-2	9	14-5-0	1-2-0	Radziewski (W 2-0)	2326	2:57
* Mar 15, 2013	at #1 North Carolina	w 4-1	9	15-5-0	2-2-0	C Diaz (W 2-1)	1435	2:46
* Mar 16, 2013	at #1 North Carolina	L 2-14	9	15-6-0	2-3-0	J Salas (L 2-2)	2405	3:17
* Mar 17, 2013	at #1 North Carolina	L 1-4	9	15-7-0	2-4-0	A Salcines (L 2-2)	1225	2:37
Mar 19, 2013	COLUMBIA LIONS	w 9-6	9	16-7-0	2-4-0	E Whaley (W 1-1)	2350	2:52
Mar 20, 2013	COLUMBIA LIONS	w 6-4	9	17-7-0	2-4-0	T Woodrey (W 3-0)	2300	3:05
* Mar 22, 2013	#24 VIRGINIA TECH HOKIES	w 11-9	9	18-7-0	3-4-0	C Diaz (W 3-1)	2428	2:59
* Mar 23, 2013	#24 VIRGINIA TECH HOKIES	w 2-0	9	19-7-0	4-4-0	Radziewski (W 3-0)	3315	2:24
* Mar 24, 2013	#24 VIRGINIA TECH HOKIES	L 5-8	(10)	19-8-0	4-5-0	A Salcines (L 2-3)	2576	3:26
Mar 27, 2013	FLORIDA ATLANTIC	L 1-6	9	19-9-0	4-5-0	J Salas (L 2-3)	2603	2:50
* Mar 29, 2013	at #5 Virginia Cavaliers	L 4-15	9	19-10-0	4-6-0	C Diaz (L 3-2)	3299	3:44
* Mar 30, 2013	at #5 Virginia Cavaliers	L 1-8	9	19-11-0	4-7-0	Radziewski (L 3-1)	4258	2:52
* Mar 31, 2013	at #5 Virginia Cavaliers	w 4-3	9	20-11-0	5-7-0	T Woodrey (W 4-0)	2760	3:17
Apr 03, 2013	BETHUNE-COOKMAN	L 3-5	9	20-12-0	5-7-0	J Salas (L 2-4)	2419	2:30
* Apr 05, 2013	#5 FLORIDA STATE	L 2-4	9	20-13-0	5-8-0	Nedeljkovic (L 2-1)	2739	3:08
* Apr 06, 2013	#5 FLORIDA STATE	w 6-0	9	21-13-0	6-8-0	Radziewski (W 4-1)	3642	2:55
* Apr 07, 2013	#5 FLORIDA STATE	L 1-5	9	21-14-0	6-9-0	A Suarez (L 2-2)	2567	2:32
Apr 10, 2013	STETSON HATTERS	w 8-2	9	22-14-0	6-9-0	J Salas (W 3-4)	2367	2:45
* Apr 12, 2013	at Maryland Terrapins	w 1-0	(13)	23-14-0	7-9-0	A Salcines (W 3-3)	2015	3:47
* Apr 13, 2013	at Maryland Terrapins	w 5-3	9	24-14-0	8-9-0	Radziewski (W 5-1)	705	3:16
* Apr 14, 2013	at Maryland Terrapins	L 2-7	9	24-15-0	8-10-0	A Suarez (L 2-3)	459	2:45
Apr 17, 2013	BETHUNE-COOKMAN	w 6-1	9	25-15-0	8-10-0	J Salas (W 4-4)	2266	2:47
* Apr 19, 2013	#12 CLEMSON TIGERS	L 0-1	9	25-16-0	8-11-0	C Diaz (L 3-3)	2871	2:21
* Apr 20, 2013	#12 CLEMSON TIGERS	w 2-1	9	26-16-0	9-11-0	Radziewski (W 6-1)	2588	2:38
* Apr 21, 2013	#12 CLEMSON TIGERS	w 7-0	9	27-16-0	10-11-0	A Suarez (W 3-3)	2793	2:22
Apr 24, 2013	FLORIDA ATLANTIC	w 6-4	9	28-16-0	10-11-0	J Salas (W 5-4)	2380	2:45
* Apr 26, 2013	at Boston College	L 0-1	9	28-17-0	10-12-0	C Diaz (L 3-4)	824	2:12
* Apr 27, 2013	at Boston College	w 5-0	9	29-17-0	11-12-0	Radziewski (W 7-1)	1776	2:14
* Apr 28, 2013	at Boston College	L 2-3	(11)	29-18-0	11-13-0	A Suarez (L 3-4)	1356	2:54
May 03, 2013	ST. JOHN'S RED STORM	w 12-3	9	30-18-0	11-13-0	C Diaz (W 4-4)	2313	2:58
May 04, 2013	ST. JOHN'S RED STORM	w 4-2	9	31-18-0	11-13-0	Radziewski (W 8-1)	2722	2:45
May 05, 2013	ST. JOHN'S RED STORM	w 6-4	9	32-18-0	11-13-0	E Whaley (W 2-1)	2366	3:09
* May 10, 2013	at Wake Forest	w 8-3	9	33-18-0	12-13-0	C Diaz (W 5-4)	518	2:32
* May 11, 2013	at Wake Forest	L 4-5	9	33-19-0	12-14-0	Nedeljkovic (L 2-2)	846	2:47
* May 12, 2013	at Wake Forest	L 3-9	9	33-20-0	12-15-0	J Salas (L 5-5)	562	2:50
* May 16, 2013	GEORGIA TECH	w 8-3	9	34-20-0	13-15-0	E Whaley (W 3-1)	2487	2:32
* May 17, 2013	GEORGIA TECH	w 11-7	9	35-20-0	14-15-0	C Diaz (W 6-4)	2783	3:12
* May 18, 2013	GEORGIA TECH	L 1-10	9	35-21-0	14-16-0	Radziewski (L 8-2)	2831	2:48

* = Conference game
() extra inning game



2013 University of Miami Baseball
Overall Statistics for Miami Hurricanes (as of May 18, 2013)
(All games Sorted by Batting avg)



Record: 35-21 Home: 27-10 Away: 8-11 ACC: 14-16

Player	avg	gp-gs	ab	r	h	2b	3b	hr	rbi	tb	slg%	bb	hp	so	gdp	ob%	sf	sh	sb-att	po	a	e	fld%	
2 Chantz Mack	.299	56-56	187	39	56	10	3	0	27	72	.385	33	11	32	1	.429	2	5	13-16	108	0	2	.982	
27 Brad Fieger	.291	50-49	158	14	46	12	0	0	29	58	.367	14	3	24	3	.348	6	2	2-4	129	59	9	.954	
7 Alex Hernandez	.286	56-56	203	39	58	16	0	1	30	77	.379	24	7	27	3	.379	1	8	4-11	98	168	10	.964	
19 David Thompson	.284	46-45	162	19	46	13	0	6	42	77	.475	19	4	29	6	.369	2	2	2-4	170	66	10	.959	
10 Alex San Juan	.278	53-51	180	16	50	5	1	1	18	60	.333	15	2	38	5	.338	1	5	5-6	158	16	2	.989	
51 Brandon Lopez	.256	53-52	160	17	41	1	0	1	14	45	.281	17	2	35	4	.335	0	9	5-7	68	149	11	.952	

0 Roger Gonzalez	.324	25-3	34	2	11	2	0	0	5	13	.382	2	1	9	0	.368	1	0	0-0	4	0	0	1.000	
40 Garrett Kennedy	.269	39-33	104	15	28	3	0	2	12	37	.356	24	3	22	1	.414	2	0	0-2	232	27	0	1.000	
9 Tyler Palmer	.256	42-30	117	19	30	2	0	0	6	32	.274	10	2	19	2	.323	1	10	10-13	54	12	3	.957	
8 Michael Broad	.255	34-28	98	12	25	4	0	1	15	32	.327	11	5	19	1	.360	0	1	2-4	19	0	0	1.000	
41 Ricky Eusebio	.226	44-23	93	14	21	3	0	0	8	24	.258	12	2	24	2	.321	2	8	8-9	52	2	3	.947	
17 Chris Barr	.223	50-25	103	26	23	1	1	0	5	26	.252	21	2	20	1	.365	0	2	7-10	268	22	3	.990	
36 Dale Carey	.213	51-43	127	21	27	5	2	1	12	39	.307	14	4	24	2	.308	1	12	11-15	93	3	2	.980	
24 Grant Heyman	.175	24-8	40	2	7	1	1	0	5	10	.250	5	4	13	1	.327	0	0	2-2	9	0	0	1.000	
46 John Lawroski	.000	15-2	12	2	0	0	0	0	0	0	.000	0	0	6	0	.000	0	1	4-4	8	9	0	1.000	
14 Esteban Tresgallo	.000	9-0	7	1	0	0	0	0	2	0	.000	1	2	4	0	.273	1	1	0-0	0	4	1	.800	
4 Alexander Fernandez	.000	1-0	0	0	0	0	0	0	0	0	.000	0	0	0	0	.000	0	0	0-0	0	6	0	1.000	
Totals	.263	56	1785	258	469	78	8	13	230	602	.337	222	54	345	32	.358	20	66	75-107	1504	647	67	.970	
Opponents	.250	56	1875	234	468	85	10	22	210	639	.341	160	37	398	44	.318	21	26	32-61	1451	626	78	.964	

LOB - Team (439), Opp (381). DPs turned - Team (51), Opp (49). CI - Team (0), Opp (3). IBB - Team (8), D Thompson 2, B Fieger 2, C Mack 2, A San Juan 1, G Kennedy 1, Opp (5). Picked off - B Lopez 2, T Palmer 2, C Barr 1, D Carey 1, C Mack 1, J Lawroski 1, A Hernandez 1, A San Juan 1.

(All games Sorted by Earned run avg)

Player	era	w-l	app	gs	cg	sho	sv	ip	h	r	er	bb	so	2b	3b	hr	b/avg	wp	hp	bk	sfa	sha		
18 Chris Diaz	1.58	6-4	14	14	1	0/1	0	96.2	90	23	17	18	63	11	1	1	.253	3	3	0	1	2		
77 Bryan Radziewski	1.64	8-2	13	12	2	2/2	0	76.2	45	19	14	27	96	7	0	1	.175	3	8	0	1	6		
30 Andrew Suarez	3.13	3-4	13	13	1	1/1	0	74.2	77	35	26	18	49	18	3	4	.270	4	3	0	8	4		
22 Javi Salas	3.15	5-5	14	11	1	0/0	0	68.2	65	35	24	17	41	12	1	2	.253	0	7	0	4	4		

37 Eric Nedeljkovic	1.42	2-2	24	0	0	0/2	13	25.1	18	4	4	4	29	4	0	0	.194	0	2	0	0	0		
28 Jace Herrera	1.59	0-0	5	0	0	0/0	0	5.2	9	3	1	2	2	4	0	1	.346	0	0	0	0	0		
43 Thomas Woodrey	2.89	4-0	16	3	0	0/0	1	37.1	30	16	12	13	24	5	1	2	.217	4	1	1	1	3		
52 Eric Whaley	4.50	3-1	18	3	0	0/3	0	34.0	37	19	17	10	26	7	3	3	.272	1	2	0	0	2		
32 Adam Sargent	4.50	0-0	4	0	0	0/0	0	2.0	2	4	1	4	2	1	0	0	.250	2	1	0	0	1		
55 Frank Gradinette	6.00	1-0	14	0	0	0/1	0	15.0	18	11	10	7	9	2	0	0	.321	0	1	0	1	2		
47 Enrique Sosa	6.43	0-0	5	0	0	0/0	0	7.0	8	5	5	6	3	0	0	0	.296	3	0	0	0	0		
16 Aj Salcines	7.31	3-3	26	0	0	0/2	2	28.1	33	26	23	13	29	9	0	3	.287	1	4	0	1	0		
45 Vince Kossak	8.40	0-0	9	0	0	0/1	0	15.0	22	14	14	7	13	2	1	3	.349	1	1	1	3	0		
4 Alexander Fernandez	9.00	0-0	9	0	0	0/1	0	10.0	9	11	10	7	8	1	0	1	.237	1	3	0	0	2		
31 Sam Abrams	10.80	0-0	3	0	0	0/0	0	1.2	1	2	2	2	2	0	0	0	.200	1	1	0	1	0		
34 Ryan Otero	13.50	0-0	4	0	0	0/0	0	3.1	4	7	5	5	2	2	0	1	.267	1	0	0	0	0		
Totals	3.27	35-21	56	56	5	7/4	16	501.1	468	234	182	160	398	85	10	22	.250	25	37	2	21	26		
Opponents	3.94	21-35	56	56	0	2/2	5	484.1	469	258	212	222	345	78	8	13	.263	43	54	6	20	66		

PB - Team (8), G Kennedy 5, A San Juan 3, Opp (7). Pickoffs - Team (21), Radziewski 7, C Diaz 5, T Woodrey 2, G Kennedy 2, E Whaley 1, J Salas 1, A Fernandez 1, Nedeljkovic 1, A Salcines 1, Opp (10). SBA/ATT - G Kennedy (20-30), A San Juan (10-18), Radziewski (7-12), A Suarez (5-11), J Salas (7-10), C Diaz (0-9), A Salcines (4-5), E Whaley (1-3), A Fernandez (3-3), T Woodrey (1-3), V Kossak (2-2), Nedeljkovic (1-1), Gradinette (0-1).



2013 University of Miami Baseball
 Conference statistics for Miami Hurricanes (as of May 18, 2013)
 (ACC games only Sorted by Batting avg)



Record: 14-16 Home: 8-7 Away: 6-9 ACC: 14-16

Player	avg	gp-gs	ab	r	h	2b	3b	hr	rbi	tb	slg%	bb	hp	so	gdp	ob%	sf	sh	sb-att	po	a	e	fld%
19 David Thompson	.272	23-22	81	12	22	5	0	4	18	39	.481	8	3	14	4	.359	0	1	1-1	37	40	7	.917
7 Alex Hernandez	.265	30-30	113	16	30	8	0	1	15	41	.363	7	2	20	1	.317	1	5	3-3	58	91	6	.961
2 Chantz Mack	.247	30-30	97	15	24	4	2	0	14	32	.330	20	4	18	1	.393	1	5	9-12	63	0	2	.969
10 Alex San Juan	.234	29-27	94	5	22	0	0	0	4	22	.234	8	1	24	3	.301	0	1	3-3	86	7	2	.979
51 Brandon Lopez	.220	28-28	82	8	18	0	0	1	6	21	.256	8	1	16	2	.297	0	8	4-5	30	73	5	.954
17 Chris Barr	.218	28-19	78	13	17	0	1	0	3	19	.244	11	1	15	0	.322	0	1	4-7	186	16	2	.990

9 Tyler Palmer	.274	22-16	62	10	17	0	0	0	3	17	.274	5	1	9	1	.338	0	4	6-6	26	4	2	.938
24 Grant Heyman	.250	10-4	20	0	5	1	1	0	2	8	.400	0	2	6	0	.318	0	0	2-2	3	0	0	1.000
0 Roger Gonzalez	.240	17-3	25	1	6	1	0	0	5	7	.280	1	1	8	0	.286	1	0	0-0	0	0	0	.000
40 Garrett Kennedy	.230	21-19	61	7	14	3	0	1	6	20	.328	9	1	14	0	.329	2	0	0-1	143	19	0	1.000
36 Dale Carey	.224	28-22	67	8	15	2	0	0	7	17	.254	6	2	11	2	.307	0	8	6-10	44	1	0	1.000
27 Brad Fieger	.219	25-24	73	3	16	3	0	0	9	19	.260	7	1	10	2	.286	3	1	1-1	72	20	6	.939
8 Michael Broad	.195	15-12	41	5	8	0	0	0	4	8	.195	4	3	10	0	.313	0	0	0-0	12	0	0	1.000
41 Ricky Eusebio	.156	23-12	45	6	7	2	0	0	4	9	.200	6	1	15	2	.264	1	4	4-4	20	0	0	1.000
46 John Lawroski	.000	10-2	7	1	0	0	0	0	0	0	.000	0	0	3	0	.000	0	1	4-4	4	4	0	1.000
14 Esteban Tresgallo	.000	3-0	3	1	0	0	0	0	1	0	.000	1	0	3	0	.200	1	1	0-0	0	2	1	.667
Totals	.233	30	949	111	221	29	4	7	101	279	.294	101	24	196	18	.319	10	40	47-59	808	329	33	.972
Opponents	.254	30	1022	140	260	54	5	16	129	372	.364	99	22	229	18	.331	9	14	22-39	807	344	38	.968

LOB - Team (209), Opp (218). DPs turned - Team (21), Opp (28). CI - Team (0), Opp (3). IBB - Team (4), D Thompson 2, B Fieger 1, A San Juan 1, Opp (5). Picked off - A San Juan 1, B Lopez 1, C Barr 1, C Mack 1, J Lawroski 1, T Palmer 1.

(ACC games only Sorted by Earned run avg)

Player	era	w-l	app	gs	cg	sho	sv	ip	h	r	er	bb	so	2b	3b	hr	b/avg	wp	hp	bk	sfa	sha	
77 Bryan Radziewski	1.93	5-2	8	8	2	2/1	0	56.0	34	14	12	22	68	5	0	1	.179	3	7	0	1	4	
18 Chris Diaz	2.01	4-4	10	10	1	0/1	0	71.2	70	21	16	11	49	10	1	1	.261	3	3	0	1	2	
30 Andrew Suarez	3.09	2-3	9	9	1	1/0	0	55.1	56	24	19	14	37	12	2	4	.263	3	2	0	3	2	

52 Eric Whaley	1.80	1-0	8	1	0	0/2	0	15.0	9	3	3	7	7	2	1	0	.167	0	2	0	0	0	
28 Jace Herrera	2.45	0-0	3	0	0	0/0	0	3.2	6	1	1	2	0	2	0	1	.375	0	0	0	0	0	
37 Eric Nedeljkovic	3.09	0-2	12	0	0	0/1	8	11.2	8	4	4	3	15	3	0	0	.182	0	2	0	0	0	
43 Thomas Woodrey	4.50	1-0	8	0	0	0/0	0	14.0	15	11	7	6	10	5	0	1	.273	2	0	1	1	2	
34 Ryan Otero	6.00	0-0	3	0	0	0/0	0	3.0	3	4	2	3	2	1	0	1	.231	1	0	0	0	0	
16 Aj Salcines	8.15	1-2	15	0	0	0/1	0	17.2	22	17	16	7	18	6	0	3	.297	1	0	0	0	0	
22 Javi Salas	11.57	0-3	5	2	0	0/0	0	9.1	17	15	12	5	10	5	1	1	.405	0	1	0	1	1	
45 Vince Kossak	12.46	0-0	3	0	0	0/0	0	4.1	8	6	6	4	5	1	0	3	.400	0	1	1	1	0	
32 Adam Sargent	13.50	0-0	2	0	0	0/0	0	0.2	1	3	1	2	2	1	0	0	.250	0	1	0	0	0	
47 Enrique Sosa	16.20	0-0	2	0	0	0/0	0	1.2	4	3	3	3	1	0	0	0	.500	1	0	0	0	0	
55 Frank Grandinette	19.29	0-0	3	0	0	0/0	0	2.1	4	5	5	5	3	0	0	0	.444	0	0	0	0	2	
4 Alexander Fernandez	23.14	0-0	5	0	0	0/0	0	2.1	3	7	6	4	2	1	0	0	.273	1	2	0	0	1	
31 Sam Abrams	27.00	0-0	1	0	0	0/0	0	0.2	0	2	2	1	0	0	0	0	.000	1	1	0	1	0	
Totals	3.74	14-16	30	30	4	5/2	8	269.1	260	140	112	99	229	54	5	16	.254	16	22	2	9	14	
Opponents	3.01	16-14	30	30	0	2/2	4	269.0	221	111	90	101	196	29	4	7	.233	13	24	1	10	40	

PB - Team (5), G Kennedy 3, A San Juan 2, Opp (2). Pickoffs - Team (11), Radziewski 5, G Kennedy 2, C Diaz 2, T Woodrey 1, A Salcines 1, Opp (6). SBA/ATT - G Kennedy (15-24), A San Juan (6-11), A Suarez (5-10), Radziewski (7-10), C Diaz (0-6), V Kossak (2-2), T Woodrey (1-2), A Salcines (2-2), J Salas (1-2), A Fernandez (2-2), E Whaley (0-1), Nedeljkovic (1-1).



2013 University of Miami Baseball
Miscellaneous Stats for Miami Hurricanes (as of May 20, 2013)
(All games)



Multiple Hit Games	2	3	4	5+	Total
2 Chantz Mack	14	3	-	-	17
19 David Thompson	16	-	-	-	16
7 Alex Hernandez	14	2	-	-	16
27 Brad Fieger	8	3	-	-	11
10 Alex San Juan	8	1	1	-	10
51 Brandon Lopez	6	4	-	-	10
17 Chris Barr	5	1	-	-	6
36 Dale Carey	5	-	-	-	5
9 Tyler Palmer	4	1	-	-	5
40 Garrett Kennedy	4	-	-	-	4
8 Michael Broad	3	1	-	-	4
41 Ricky Eusebio	3	-	-	-	3
0 Roger Gonzalez	1	-	-	-	1
24 Grant Heyman	1	-	-	-	1
TEAM	92	16	1	0	109

Multiple RBI Games	2	3	4	5+	Total
19 David Thompson	8	4	-	1	13
2 Chantz Mack	5	2	-	-	7
8 Michael Broad	5	-	-	-	5
27 Brad Fieger	3	1	-	1	5
51 Brandon Lopez	2	1	1	-	4
7 Alex Hernandez	2	1	-	-	3
10 Alex San Juan	3	-	-	-	3
36 Dale Carey	1	2	-	-	3
17 Chris Barr	1	-	-	-	1
40 Garrett Kennedy	1	-	-	-	1
41 Ricky Eusebio	-	1	-	-	1
0 Roger Gonzalez	1	-	-	-	1
TEAM	32	12	1	2	47

Hitting Streaks	Longest	Current
27 Brad Fieger	14	-
19 David Thompson	9	9
7 Alex Hernandez	9	-
10 Alex San Juan	9	-
8 Michael Broad	7	1
51 Brandon Lopez	7	1
41 Ricky Eusebio	5	-
9 Tyler Palmer	5	3
2 Chantz Mack	5	-
40 Garrett Kennedy	4	-
17 Chris Barr	4	-
36 Dale Carey	3	3
0 Roger Gonzalez	3	3
24 Grant Heyman	2	-

Reached Base Streaks	Longest	Current
19 David Thompson	22	22
27 Brad Fieger	15	9
10 Alex San Juan	14	-
2 Chantz Mack	14	-
9 Tyler Palmer	13	3
7 Alex Hernandez	13	-
17 Chris Barr	13	-
40 Garrett Kennedy	11	-
36 Dale Carey	10	3
41 Ricky Eusebio	10	4
51 Brandon Lopez	10	6
8 Michael Broad	8	1
0 Roger Gonzalez	3	3
24 Grant Heyman	3	-

