



CONTACT: Amy (Woodruff) LaBrie, Associate Communications Director  
 O: (305) 284-3241 | C: (813) 410-1194  
 A.Woodruff@miami.edu | @CanesHoops

2014-15 SCHEDULE

DATE	OPPONENT	TV	TIME/SCORE
Nov. 6	Eckerd College (exh.)	HurricaneSports.com	W, 74-58
Nov. 14	[RV] Howard	ESPN3	W, 84-49
Nov. 17	[RV] at No. 8/7 Florida	ESPNU	W, 69-67
Nov. 20	[-/RV] vs. Drexel &	ESPNU	W, 66-46
Nov. 21	[-/RV] vs. Akron &	ESPNU	W, 79-51
Nov. 23	[-/RV] vs. Charlotte &	ESPN2	W, 77-58
Nov. 25	[17/20] at Charlotte &	FSN	W, 77-74
Nov. 28	[17/20] South Alabama	ESPN3	W, 87-75
Dec. 2	[15] No. 24/25 Illinois!	ESPN2	W, 70-61
Dec. 6	[15] Green Bay	ESPN3	L, 55-68
Dec. 8	[20/21] Savannah State	ESPN3	W, 70-39
Dec. 19	[18/19] Eastern Kentucky	ESPN3	L, 44-72
Dec. 22	[RV/RV] vs. Providence ^	FOX Sports 1	L, 76-62
Dec. 30	College of Charleston	ESPN3	W, 67-40
Jan. 3	No. 3/3 Virginia *	ESPN2 L, 80-89 (20T)	
Jan. 10	Boston College *	RSN	4 p.m.
Jan. 13	at Duke *	ESPN2	9 p.m.
Jan. 17	at Notre Dame *	ESPN/2	2 p.m.
Jan. 22	NC State *	ACCN	8 p.m.
Jan. 24	at Syracuse *	ESPN/2	4 p.m.
Jan. 28	Georgia Tech *	RSN	9 p.m.
Feb. 1	at Florida State *	ESPNU	12:30 p.m.
Feb. 3	Louisville *	ACCN	8 p.m.
Feb. 8	Clemson *	ESPNU	6:30 p.m.
Feb. 11	at Wake Forest *	RSN	7 p.m.
Feb. 15	at Boston College *	ESPNU	6:30 p.m.
Feb. 18	Virginia Tech *	RSN	7 p.m.
Feb. 21	at Louisville *	ESPN/2	2 p.m.
Feb. 25	Florida State *	RSN	9 p.m.
Feb. 28	North Carolina *	CBS	2 p.m.
March 4	at Pittsburgh *	RSN	8 p.m.
March 7	at Virginia Tech *	RSN	Noon

ACC Tournament, Greensboro (N.C.) Coliseum

- March 10 First Round
- March 11 Second Round
- March 12 Quarterfinals
- March 13 Semifinals
- March 14 Finals

All home games are played at the BankUnited Center  
 Game times are ET and subject to change  
 [ ] Miami's AP/USA TODAY Ranking \* ACC game  
 ! ACC/Big Ten Challenge Presented by DICK'S Sporting Goods  
 & Gildan Charleston Classic, S.C.  
 ^ Brooklyn Hoops Holiday Invitational, Barclays Center, N.Y.  
 ACCN - ACC Network RSN - Regional Sports Network  
 All conference games on an ESPN network will also be available on WatchESPN.  
 All conference games carried on ACCN or RSN will also be available on ESPN3.  
 All games can be heard on WQAM 560 and Canes All Access on HurricaneSports.com

SOCIAL MEDIA

Website: HurricaneSports.com  
 Twitter, Instagram, Facebook: @CanesHoops

MIAMI MEDIA GUIDE

Miami is not printing media guides again this season.  
 The Canes' stats, notes and almanac are online at:  
<http://gocan.es/mbbnotes>.



2014-15



MIAMI

HURRICANES  
 (10-4, 0-1)

LEADERS

Points per Game

Sheldon McClellan, 15.7  
 Angel Rodriguez, 14.4

Rebounds per Game

Tonye Jekiri, 9.5

Assists per Game

Angel Rodriguez, 4.4

BOSTON COLLEGE

EAGLES  
 (7-6, 0-2)

LEADERS

Points per Game

Olivier Hanlan, 16.0  
 Aaron Brown, 15.7

Rebounds per Game

Dennis Clifford, 5.8

Assists per Game

Olivier Hanlan, 4.2

SETTING THE SCENE

Jan. 10, 2015 | 4 p.m.  
 BankUnited Center | Coral Gables, Fla.

TV: RSN  
 Radio: 560 WQAM | WVUM 90.5 | Sirius 132 | XM 194  
 Web: ESPN3

After leading Miami to the 2013 NCAA Sweet 16 and winning the school's first ACC regular season and tournament championships, **Jim Larrañaga** was honored as the AP, Naismith, USBWA Henry Iba, Adolph Rupp Cup and ACC Coach of the Year. The Bronx, N.Y., native helped Miami to a No. 2 national ranking by both the AP and USA TODAY, and a No. 2 seed in the NCAA Tournament.



THE GAME

Miami hosts Boston College in Atlantic Coast Conference play on Jan. 10 at 4 p.m. in the BankUnited Center.

THE SERIES

Miami is 19-24 in the all-time series against Boston College, which dates back to the 1962-63 season. The Canes are 10-11 at home against the Eagles, 8-11 on the road and 1-2 at neutral sites. Coach L is 6-0 against BC. Miami has won the last eight matchups, and 11 of the last 13 outings.

THE BROADCASTS

Catch the game on RSN with Wes Durham and Dave Odom making the call. Affiliates include: FS Carolinas, FS South, SUN, CSN-MA, NESN +, YES, FS Indiana, FS Midwest, FS West, ESPN3 (Subject to Blackout), FOX Sports Detroit +, ROOT Sports Pittsburgh, SportsTime Ohio. Also check out the game on 560 WQAM Radio with Joe Zagacki, the Voice of the Hurricanes, as well as WVUM 90.5 radio, Miami's student station.

THE COACH

Head coach Jim Larrañaga has a 546-374 overall record in his 31st season as a head coach. He is 76-40 in his third season at the University of Miami, with a 31-22 mark in ACC play.

THE POLLS (as of Jan. 6)

AP: Miami -NR; Boston College - NR  
 KenPom.com: Miami - 72; Boston College - 130  
 USA TODAY: Miami - NR; Boston College - NR  
 NCAA RPI: Miami - 92; Boston College - 136

THE WEATHER

Projected temperatures on game day: Coral Gables - 78/71; Chestnut Hill, Mass. - 26/17.

2014-15 ROSTER

#	NAME	POS.	HT.	WT.	YR.	HOMETOWN   PREVIOUS SCHOOL (S)
0	Ja'Quan Newton	G	6-2	185	Fr.	Philadelphia, Pa. / Neumann-Goretti HS
All-time leading scorer (1,972 p) in Philadelphia Catholic School League ... No. 58 in ESPN Top 100.						
1	Deandre Burnett	G	6-2	195	RFr.	Miami, Fla. / Massanutten Military (Va.) / Carol City HS
20.0 ppg, 5.5 rpg in two games vs. Illinois and Green Bay ... Third in nation in scoring as HS senior (37 ppg) ... 2012 Parade All-American.						
2	Joe Thomas	F	6-7	245	Gr.	Miami, Fla. / Niagara / Dr. Krop HS
Grabbed career-best 13 rebounds vs. Green Bay ... Played HS ball with Angel Rodriguez ... Only senior or graduate on the team.						
5	Davon Reed	G	6-6	208	So.	Ewing, N.J. / Princeton Day School (N.J.)
Returned from injury 12/6 vs. Green Bay ... Averaged 6.6 ppg, 1.7 rpg and 1.2 apg in 20.7 mpg rookie season.						
10	Sheldon McClellan	G	6-5	205	RJr.	Houston, Texas / Texas / Bellaire
11-straight games with 10+ points ... ACC PoW Dec. 1 ... 31 pts, 11 rebs at Charlotte ... Gained 60 lbs on bench since arrival at Miami.						
11	Mike Fernandez	G	6-1	190	So.	Coral Gables, Fla. / Belen Jesuit
Walk-on ... Scored first collegiate points (2) Nov. 14 against Howard ... All-Dade County honorable mention two seasons.						
12	James Palmer	G	6-5	200	Fr.	Washington, D.C. / St. John's College HS
Hit two 3-pointers in each of first five games ... Team-best 68% FG in Spain ... Can play positions 1-4 ... No. 1 player in D.C. region by ESPN.						
13	Angel Rodriguez	G	5-11	180	RJr.	Cupey, P.R. / Kansas State / Dr. Krop HS
Bob Cousy & Oscar Robertson Award watch lists ... Scored 22 points in final nine minutes (24 total), hitting five 3s, to down No. 7 Florida.						
20	Manu Lecomte	G	5-11	170	So.	Brussels, Belgium / Athene des Pagodes
12+ points in eight games ... Multiple 3-pointers in eight games ... FIBA U20 Division B 2014 All-Tournament Team for Belgium.						
22	Omar Sherman	F	6-8	260	Fr.	Duncanville, Texas / Duncanville HS
4+ rebounds in eight games ... Hit a 3-pointer in eight games ... Smooth-shooting lefty ... Dropped 20 lbs since June arrival at UM.						
23	Tonye Jekiri	C	7-0	244	Jr.	Hialeah, Fla. / Champagnat Catholic / Port Harcourt, Nigeria
12 pts, 10 rebs vs. Providence ... 10+ rebounds in six games ... 8 assists vs. USA ... Only returner from 2013 ACC Championship team.						
33	Ivan Cruz Uceda	F	6-10	237	Jr.	Madrid, Spain / Harcum College (Pa.)
Averaged 14.6 ppg, 9.6 rpg and 2.0 assists in JuCo ... Set school records for rebounds in a game (29) and career (635).						
35	Chris Stowell	F	6-7	190	Fr.	Exeter, N.H. / Tilton School (N.H.) / Exeter HS
Walk-on ... Post grad year at Tilton School ... Can communicate in five languages: English, Spanish, Italian, Russian, Chinese & Hebrew.						

REDSHIRT (Will sit 2014-15 season after transferring from Oklahoma State)

21	Kamari Murphy*	F	6-9	216	Jr.	Brooklyn, N.Y. / Oklahoma State / IMG / Lincoln HS
Led OSU in total rebounds and blocks as a sophomore ... Averaged 6.1 ppg and 6.3 rpg in 25.9 mpg during sophomore campaign.						

LARRAÑAGA BY THE NUMBERS

5 - Coach Jim Larrañaga is one of five ACC coaches with a Final Four appearance to his credit. In 2006, Larrañaga became the first coach at a mid-major school to take his team to the NCAA Final Four in 27 years.

7 - Larrañaga is no stranger to the ACC. In his seven seasons as an assistant coach at Virginia, the Cavaliers participated in the NCAA Final Four in 1981 and 1984, won three ACC Championships and finished in the Top 5 of the AP rankings.

14 - Larrañaga has made 14 postseason appearances in the past 24 years, including six NCAA tournaments.

31 - Larrañaga is in his 31st year as a head coach and has successfully transitioned three institutions into successful programs: Miami, Bowling Green and George Mason.

500 - Coach L is one of five ACC coaches with 500 or more wins.

LARRAÑAGA - WHY MIAMI?

Along with returning to the best basketball conference in the country, Coach L had a few personal reasons for accepting the head coaching job at Miami. Coach's grandfather was from Cuba, where he produced the Larrañaga [lare-en-YAH-ga] cigar. Coach's father was raised in Key West before moving to The Bronx, N.Y., getting married and raising six children. Coach L was raised in The Bronx, but vacationed to Florida as a boy. He also has owned a house in Sarasota - which he bought from Dick Vitale's daughter - and three of his siblings have retired to Florida.

MIAMI IN NCAA STATISTICAL CATEGORIES

Category (355 ranked)	Rank	Actual
Won-Lost Percentage	78	71.4
Scoring Offense	119	70.5
Scoring Defense	86	61.8
Scoring Margin	74	8.7
Field-Goal Percentage	128	44.7
Field-Goal Percentage Defense	106	40.4
Three-Point Field Goals Per Game	28	8.3
Three-Point Field-Goal Percentage	74	37.3
Three Pt FG Defense	144	32.5
Free-Throw Percentage	95	71.3
Rebound Margin	179	0.5
Assists Per Game	88	14.3
Assist Turnover Ratio	36	1.32
Blocked Shots Per Game	165	3.6
Steals Per Game	225	6.0
Turnovers Per Game	22	10.8
Turnover Margin	115	1.1
Personal Fouls Per Game	27	15.4
Total Blocks	166	50.0
Total Assists	96	200.0
Total Rebounds	143	503.0
Free Throw Attempts	256	254.0
Free Throws Made	232	181.0
3-pt Field Goal Attempts	53	311.0
Total 3-point FGM	34	116.0
Total Steals	221	84.0
Fewest Turnovers	36	151.0
Fewest Fouls	43	215.0
Offensive Rebounds Per Game	215	10.43
Defensive Rebounds per Game	94	25.5
Total Rebounds Per Game	137	35.93

PRONUNCIATIONS

Players	
33 Ivan Cruz Uceda	E-von Cruise Ew-say-duh
23 Tonye Jekiri	Tahn-yay Jah-keer-ee
20 Manu Lecomte	Man-ew La-conn-t
21 Kamari Murphy	Kuh-mar-ee
5 Davon Reed	Dave-on
35 Chris Stowell	Stole

Coaches

Jim Larrañaga	lare-uh-nay-guh
Michael Huger	hue-gur
Chris Caputo	ca-poo-toe

Locations

Belen Jesuit	buh-lin
Cupey, P.R.	kew-pay
Champagnat School	schomp-un-yaht

CLASS BREAKDOWN

Graduates	Joe Thomas
Seniors	None
Juniors	Ivan Cruz Uceda, Tonye Jekiri, Sheldon McClellan, Kamari Murphy, Angel Rodriguez
Sophomores	Mike Fernandez, Manu Lecomte, Davon Reed
Freshmen	Deandre Burnett, Ja'Quan Newton, James Palmer, Omar Sherman, Chris Stowell

GEOGRAPHIC BREAKDOWN

Belgium	Manu Lecomte
Nigeria	Tonye Jekiri
Puerto Rico	Angel Rodriguez
Spain	Ivan Cruz Uceda
United States	
Florida	Deandre Burnett, Mike Fernandez, Joe Thomas
New Hampshire	Chris Stowell
New Jersey	Davon Reed
New York	Kamari Murphy
Pennsylvania	Ja'Quan Newton
Texas	Sheldon McClellan, Omar Sherman
Washington, D.C.	James Palmer

2014-15 ACC PRESEASON POLL

- Duke (41): 935
- North Carolina (12): 870
- Louisville (3): 847
- Virginia: 824 (7)
- Syracuse: 706 (2)
- Pitt: 592
- Notre Dame: 515
- Florida State: 506
- NC State: 478
- 10. Miami: 442**
- Clemson: 330
- Wake Forest: 221
- Georgia Tech: 195
- Boston College: 184
- Virginia Tech: 155

**SERIES VS. BOSTON COLLEGE**

Overall	Boston College leads 24-19
Games at Miami	10-11
Games at Boston	8-11
Games on neutral courts	1-2
Current streak	Miami won 8
Last meeting	Feb. 22, 2014, W, 69-42
Larrañaga at UM vs. Boston College	6-0
Larrañaga all-time vs. Boston College	6-0

**DID YOU KNOW .....**

Coach L became the first Miami coach to win 20+ games in his first two seasons at UM and only the fourth of 12 UM coaches to post two 20-win seasons.

Former Cane Rick Barry was named one of the Greatest Players in NBA History.

Miami native and former Cane James Jones won the 2010-2011 NBA All-Star Weekend 3-Point Contest and the NBA Championship in the 2011-2012 season.

Six-time NBA All Star Amar'e Stoudemire enrolled at UM last year and is taking classes to earn his bachelor's degree.

UM is in its 11th season in the ACC.

Coach L led the George Mason Patriots to the Final Four with big wins over some of basketball's elite teams such as Michigan State, UNC, and UConn. He was the first coach to take a mid-major to a Final Four in 27 years when his team advanced in 2006.

In 14 years at George Mason, Larrañaga led the Patriots to five NCAA Tournament appearances (2011, 2008, 2006, 2001, 1999), including the 2006 Final Four.

Miami basketball received APR (academic progress rate) Public Recognition Awards for being among the top 10 percent in APR in their sport. Miami ranks in the top 10 percent NCAA men's basketball with a 990 APR.

The Miami Department of Athletics recorded a Graduation Success Rate (GSR) of 92 percent. Miami's department-wide GSR is tied for third among ACC schools and 10th overall among FBS programs. UM has exceeded the NCAA average GSR in each of the last 10 years.

According to latest US News & World Report rankings, the University of Miami is tied as the top academic institution in the state of Florida and ranks 48th nationally.

The Canes have averaged 20+ wins in each of the last eight seasons.

The Hurricanes have made at least one trey in 881 of 887 games since the NCAA adopted the 3-point shot in 1986.

Miami has held 740 of its last 741 opponents to less than 100 points. UNC was the last team to score 100+, defeating UM 105-64 on Jan. 31, 2007.

**HURRICANES VISIT HOMESTEAD AIR RESERVE BASE**

On January 6, the Hurricanes visited the Homestead Air Reserve Base, where the team learned about military procedures, held an interactive basketball practice with airmen, ate dinner with the troops, and took photos with an F-16.

**CANES FACE THREE TOP 15 TEAMS IN FOUR GAMES**

Over a 14-day span, Miami will face three teams ranked in the Top 15. The Canes started with No. 3 Virginia, a double-overtime loss on Jan. 3. After facing unranked Boston College (Jan. 10), UM hits the road to play at No. 2 Duke (Jan. 13) and at No. 13/12 Notre Dame (Jan. 17).

In late February, the Canes will face another tough stretch against ranked teams when Miami plays at No. 5 Louisville (Feb. 21), then comes home to face in-state rival Florida State (Feb. 25) and No. 18/17 North Carolina (Feb. 28).

**COACH L APPROACHING WIN NO. 550**

Coach Jim Larrañaga is four wins away from 550 career victories and three wins away from 300 conference victories. He started the 2014-15 season with a 536-370 overall and 297-185 conference record in 30 years as a head coach.

**RODRIGUEZ AT HIS BEST AGAINST THE BEST**

In Miami's two games against Top 10 teams - No. 3 Virginia and No. 8/7 Florida - Angel Rodriguez has put on a show, averaging 24.5 points and 5.0 assists. Against Florida, he scored 22 of his 24 points in the final nine minutes, draining five second-half three-pointers to help Miami earn the win. The junior scored 17 points in the second half against the Cavaliers, knocking down three clutch free throws with 0.9 seconds left in regulation to send the game into overtime. In the two overtimes combined, he scored six points, including 4-4 at the line, and dished out three assists, accounting for 13 of Miami's 17 overtime points.

**CRUZ UCEDA TO DEBUT FOR CANES AGAINST NOTRE DAME**

Junior Ivan Cruz Uceda, a 6-10 forward, will debut for the Hurricanes on Jan. 17 at Notre Dame, after being ruled ineligible for 50 percent of Miami's games in the 2014-15 season. He is ineligible due to an NCAA rule that requires a student-athlete to enroll in college one year after high school graduation.

**BREAKING DOWN THE STATS**

Through 14 games, Miami is 10-4 overall, 5-3 at home, and 5-1 away from the BankUnited Center (2-0 on the road and 3-1 at neutral sites).

	PPG	FG%	3FG%	FT%	RPG	APG	TPG	SPG
<b>Home (7)</b>	69.6	42.0	34.4	72.3	37.6	13.6	10.8	6.3
<b>Away (6)</b>	71.7	48.2	41.4	68.8	33.7	15.2	10.8	5.7
<b>Wins (10)</b>	74.6	48.6	42.6	72.5	36.6	15.4	10.3	6.1
<b>Losses (4)</b>	60.2	35.4	26.5	68.4	34.2	11.5	12.0	5.8

**FORMER UM ASSISTANT COACH'S SON PLAYS FOR BC**

Former Miami assistant Coach Cesar Odio is the father of current Boston College Eagle Eddie Odio. Cesar was on the UM staff three seasons, including the 1984-85 practice season, then the 1985-86 and 1986-87 seasons, Miami's first years back after having a dormant program for 15 years. Odio has also coached at Barry University, Miami-Dade CC, Florida Southern College and Santa Fe High School (Lakeland, Fla.), and played at both Florida Southern and Christopher Columbus High in Miami.

**CANES OUTSCORE VIRGINIA 43-25 IN SECOND HALF**

Miami outscored Virginia 43-25 in the second half on Jan. 3, after falling behind by 18 in the first half against the No. 3 Cavaliers, who are ranked second in the country in scoring defense, allowing just 50.6 points per game.

**RODRIGUEZ ON ROBERTSON & COUSY AWARD WATCH LISTS**

Junior PG Angel Rodriguez is one of 36 players listed on the watch list for the 2015 Bob Cousy Collegiate Point Guard of the Year Award and was one of 24 players named to the early-season watch list for the 2014-15 Oscar Robertson Trophy for national player of the year, the U.S. Basketball Writers Association announced Nov. 24.

**SINCE THE ARRIVAL OF COACH LARRAÑAGA IN 2011-12 ...**

- Miami has posted the fourth-most wins (31) of all ACC schools in league play, trailing only Duke (40), UNC (39) and Virginia (36).
  - Miami has the most wins (6) combined of any ACC school against the two winningest ACC programs - UNC and Duke - in the past three seasons. The next highest is four wins: Virginia is 4-5 against both teams, and Duke is 4-2 against UNC.
  - Miami is the only school with a winning record (6-4) over Duke and North Carolina combined in the past three seasons. Duke is 4-2 against North Carolina.
  - Miami is one of three schools with five or more wins in the ACC Tournament.
  - Miami is one of four ACC schools with a winning record in the NCAA tournament.
  - Miami has the third-most ACC road wins (14) in league play, behind Duke (17) and UNC (17).
  - Miami has posted the most overall road wins (21) of all ACC teams the past three seasons. UNC is second with 20 while Duke and Virginia each have 17.
  - Miami's seeds in the ACC Tournament have been No. 1, No. 6 and No. 10.
  - Miami is one of eight ACC teams to make an NCAA tournament appearance.
  - Miami is one of five ACC teams to make an NIT appearance.
  - One ACC Coach of the Year, one ACC Player of the Year, ACC Defensive Player of the Year, one ACC Tournament MVP, four ACC All-Tournament, one first-team All-ACC, one second-team All-ACC, three third-team All-ACC, two honorable mention All-ACC, one ACC All-Rookie Team and three ACC All-Defensive Team selections.
  - Miami has the most lopsided win over Duke (27 points) and second-most lopsided wins over Boston College (27 points), North Carolina (26 points) and Florida State (24 points) of any ACC team.
  - Miami has won seven ACC games by 20 or more points: Boston College (27, 22, 22 and 21), Duke (27), North Carolina (26) and Florida State (24).
  - All 13 seniors earned academic degrees from UM: Garrius Adams, Rion Brown, Julian Gamble, Malcolm Grant, Justin Heller, Reggie Johnson, DeQuan Jones, Kenny Kadji, Donnavan Kirk, Trey McKinney Jones, Ryan Quigtar, Durand Scott, Erik Swoope.
- IN THE THREE YEARS PRIOR TO THE ARRIVAL OF COACH L (2008-11) ...**
- Miami posted the eighth-most ACC wins (17) in the league, ahead of NC State (16), Virginia (16) and Georgia Tech (14).
  - Miami recorded 60 overall wins, seventh-most in the ACC.
  - Miami's seeds in the ACC Tournament were No. 9 (twice) and No. 12.
  - Miami was one of four ACC teams to not play in the NCAA tournament.
  - Miami was one of five ACC teams to play in the NIT.
  - Miami had one first-team All-ACC, one third-team All-ACC, one honorable mention All-ACC, one ACC All-Rookie Team and one ACC Tournament Team selection.

**UM COMMUNICATIONS**

**MBB Contact** Amy Woodruff LaBrie  
Associate Director of Communications  
**Work/Cell** (305) 284-3241 / (813) 410-1194  
**E-mail** a.woodruff@miami.edu  
**Website** www.HurricaneSports.com

**2014-15 UM QUICK FACTS**

**Location** Coral Gables, Fla.  
**Stadium** BankUnited Center (7,972)  
**Press Row** 305-284-2111  
**Capacity** 7,972  
**Enrollment** 15,629  
**Founded** 1925  
**Colors** Orange, Green, White  
**Nickname** Hurricanes  
**Mascot** Sebastian the Ibis  
**Conference** Atlantic Coast  
**President** Dr. Donna E. Shalala  
**Director of Athletics** Blake James  
**Address** 5821 San Amaro Drive  
Coral Gables, Fla. 33146

**2013-14 Overall Record** 17-16  
**Home/Away/Neutral** 8-8 / 7-6 / 2-2  
**2013-14 ACC Record / Finish** 7-11 / 10th  
**Scholarship Players Returning / Lost** 2 / 6  
**Newcomers** 9

**Head Coach** Jim Larrañaga  
**Alma Mater** Providence, 1971  
**Record at UM** 76-40 / 4th season  
**Overall Record** 546-374 / 31st season

Eric Konkol Wisconsin-Eau Claire, '00  
Michael Huger Bowling Green, '94  
Chris Caputo Westfield (Mass.) State, '02  
**Director of Operations** Adam Fisher  
**Assoc. Director of Operations** Jaime Vathielil  
**Athletic Trainer** Jason Robey  
**Strength & Conditioning Coach** Steve Felde

**HISTORY**

**First Season of Basketball** 1926  
**Overall All-Time Record** 949-709  
**Year UM Joined ACC** 2004-05  
**NCAA Appearances** Seven  
1960, 1998, 1999, 2000, 2002, 2008, 2013  
**Last NCAA Appearance** L, 71-61  
Sweet 16 vs. Marquette, 2013  
**NIT Appearances** 10  
1961, 1963, 1964, 1995, 1997,  
2001, 2005, 2006, 2009, 2011  
**Last NIT Appearance** L, 79-64  
Quarterfinals vs. Alabama, 2011

**COMMUNICATIONS POLICIES**

All interview requests for assistant coaches or athletics department staff members must be approved and cleared by Amy Woodruff LaBrie in the UM Communications office. Credential requests are taken via e-mail to LaBrie (A.Woodruff@miami.edu). Any misuse of credentials will result in removal from the BankUnited Center and the permanent voiding of the credential. The UM locker room is closed at all times. For home games, Coach L and a handful of Hurricane players will report to the media room for interviews following the opposing team's postgame press conference.

**LED (TIED) THE TEAM IN...**

	Points	Rebounds	Assists	Steals	Blocks
Burnett	2		(1)	1 (2)	
Jekiri		10 (1)	(1)		4 (4)
Lecomte	(1)		2 (1)	(1)	
McClellan	6	2 (1)	1	3 (1)	
Newton			1		
Palmer					(2)
Reed			(1)		1
Rodriguez	5 (1)		8 (2)	7 (2)	1 (2)
Sherman				(1)	2
Thomas		1		1	1

**SHERMAN KNOCKS DOWN THREE FROM DOWNTOWN**

Freshman Omar Sherman knocked down a trio of shots from downtown on his way to 13 points against No. 3 Virginia on Jan. 3. Sherman has scored 13 points three times this season and has hit multiple 3-pointers in three games for Miami.

**CANES WIN 10 NON-CONFERENCE GAMES**

Miami won 10 games on the non-conference slate, marking the seventh time since joining a conference (BIG EAST in 1991-92) that the Canes have tallied 10-or-more non-conference wins. In Larrañaga's first three seasons at The U, Miami was 9-4, 9-3 and 9-4.

Season	Overall	Conf.	Conf W-L	Non-conference record
2009-10	20-13	ACC	4-12	14-0
2001-02	24-8	BIG EAST	10-6	13-0
2007-08	23-11	ACC	8-8	13-1
2010-11	21-15	ACC	6-10	12-3
2008-09	19-13	ACC	7-9	11-2
2014-15		ACC		10-3
2003-04	14-16	BIG EAST	4-12	10-4

**LECOMTE ON FIRE**

Sophomore guard Manu Lecomte is hitting 47.0 percent (47-100) from the field, 43.3 percent (26-60) from long range and 86.7 percent (13-15) at the line in his sophomore season with the Canes. After averaging 7.7 points per game as a rookie, Lecomte has improved to 9.5 ppg this year, scoring in double digits in eight of 14 games. Last year Lecomte scored in double digits 11 times in 33 games played.

**WHAT A DIFFERENCE A YEAR MAKES**

Miami's only two returners - Manu Lecomte and Tonye Jekiri - have drastically improved their stats from a season ago. The chart below shows 2014-15 overall stats and 2013-14 overall stats.

	MPG	FG%	3FG%	FT%	REB	A	B	S	PTS
Lecomte-14-15	26.6	47.0	43.3	86.7	1.6	26	0	7	9.5
Lecomte-13-14	28.0	42.5	39.7	77.8	2.1	77	1	21	7.7
Jekiri-14-15	29.3	51.3	.000	73.3	9.5	28	23	7	7.4
Jekiri-13-14	21.4	45.6	.000	58.1	5.5	22	29	21	4.2

Player	10+ points	20+ points	7+ rebounds	2+ blocks	4+ assists	3+ steals
Burnett	4	1	1		1	
Jekiri	3		12	6	2	
Lecomte	8				2	
McClellan	11	1	6		1	2
Newton						
Palmer	2					
Reed					1	
Rodriguez	10	2	1	2	8	5
Sherman	3		1	2		
Thomas			1	1		1

**CANES IN THE POLLS**

	AP	USA TODAY	RPI
11/10	--	RV - 1 vote	--
11/17	--	RV - 1 vote	--
11/24	17	20	--
12/1	15	15	3
12/8	20	21	23
12/15	18	19	36
12/22	RV	RV	

**FIRSTS UNDER JIM LARRAÑAGA**

First game: Nov. 11, 2011 vs. Tennessee Tech. W, 69-58.  
First starting lineup: Malcolm Grant, Durand Scott, Garius Adams, Erik Swoope, Kenny Kadji.  
First opening tip: Miami - Kenny Kadji.  
First UM FG: 18:38, Durand Scott, 3-pointer.  
First lead: 18:38, 3-0.  
First halftime score: Tennessee Tech 32, Miami 27.  
First win: Nov. 11, 2011. Miami 69, Tennessee Tech 58.  
Attendance at first game: 3,600.  
First loss: Nov. 25, 2011 at Ole Miss, 64-61 (OT).  
First road win: Dec. 22, 2011 at Charlotte, 76-61.  
First ACC game: Jan. 7, 2012 at Virginia, L, 52-51.  
First ACC win: Jan. 18, 2012 vs. Clemson, 76-73.  
First ACC regular season title: 2012-13

**LARRAÑAGA'S CAREER RECORDS**

School	Years	Overall	Conf.
American Int'l	1977-1979	27-26	none
Bowling Green	1986-1997	170-144	101-85
George Mason	1997-2011	273-164	165-79
Miami	2011-pres.	75-40	31-22
Overall	31	545-374	297-186

**JIM LARRAÑAGA = PROGRAM CHANGER**

**In Coach L's Three Seasons at Miami ...**

- ACC Regular Season and Tournament Championships
- .656 winning percentage
- Two 20-win seasons
- Two postseason appearances with three victories
- 15 ACC wins in 2013
- One All-American

**Seven Seasons before Coach L at UM ...**

- .561 winning percentage
- Best conference finish was fifth place
- One NCAA Tournament appearance
- Most ACC wins in a season was eight

**In Coach L's 14 Seasons at George Mason ...**

- .626 winning percentage
- 13 straight winning seasons
- A Final Four appearance
- Five trips to the NCAA tournament
- Nine postseason appearances
- First national ranking
- First appearance in Top 10
- First wins over Top 10 teams
- Winningest coach in league history

**Seven Seasons before Coach L at GMU...**

- .340 winning percentage
- Seven straight losing seasons
- Zero postseason appearances
- Worst team in the CAA

**MCCLELLAN TOPS 1,000 CAREER POINTS**

Early in the second half on Dec. 8 against Savannah State, junior Sheldon McClellan knocked down a jumper in the paint to score his 1,000th career point. The guard scored 843 of his career points in two seasons at Texas.

**FRESHMEN PLAYING WITH CONFIDENCE**

Miami's four scholarship freshmen are playing with confidence as Deandre Burnett is the team's third-leading scorer (9.6 ppg) while coming off the bench. Omar Sherman (6.3), James Palmer (4.1) and Ja'Quan Newton (3.2) add depth to the Canes' offensive attack.

**JEKIRI CONTROLLING THE BOARDS**

Junior forward Tonye Jekiri is controlling the boards for Miami, averaging 9.5 through 14 games. Jekiri tied his career high of 13 against Drexel, then set his new mark of 16 the next night, against Akron. Jekiri has secured 8+ rebounds in 11 of 14 games this season. Jekiri also has 23 blocks and 28 assists for the Canes.

**BENCH POINTS KEY FOR THE HURRICANES**

The Hurricanes have recorded 18+ points off the bench in 11 of 14 games this season, led by 34 against South Alabama. After only eight against Providence, the bench players scored 28 against Charleston and 29 vs. Virginia. Deandre Burnett leads the way with 96 bench points, in just 10 games played.

**BURNETT BREAKS OUT IN BACK-TO-BACK GAMES**

Redshirt freshman Deandre Burnett broke out for 40 points off the bench over two games for the Hurricanes, after missing the previous four contests due to an injury. He hit six shots from long range and shot 46.9 percent from the field, and added 5.5 rebounds and 1.5 steals, in 26.5 minutes per game. Against No. 24/25 Illinois, Burnett notched 19 points and 8 rebounds in 24 minutes, hitting 7-16 from the field and knocking down a trio of 3-pointers. Against Green Bay, Burnett scored 21 of Miami's 55 points, adding three rebounds, two steals and a block in 29 minutes. He hit 50 percent (8-16) of his shots, again draining three shots from distance.

**MCCLELLAN TABBED ACC PLAYER OF THE WEEK**

Junior guard Sheldon McClellan was named the Atlantic Coast Conference Player of the Week, the league announced Dec. 1. McClellan hit 73.9 percent (17-of-23) from the field, 75 percent (6-of-8) from 3-point range and 100 percent (8-of-8) from the foul line in two Miami wins this week. The Houston native averaged 24.0 points, 6.5 rebounds, 2.5 assists and 1.0 steals in 31.5 minutes per game. On the 10th day of an 11-day road trip, McClellan notched a double-double with 31 points and 11

**MIAMI'S LARGEST IN 2014-15**

Lead	37, vs. Howard, 11/14
Deficit	28, vs. Eastern Kentucky, 12/19
Margin of Victory	35, vs. Howard, 11/14
Margin of Defeat	28, vs. Eastern Kentucky, 12/19
Halftime Lead	24, vs. Howard, 11/14
Halftime Deficit	18, vs. Virginia, 1/3
Deficit in Win	15, at Florida, 11/17
Halftime Deficit in Win	12, at Florida, 11/17
Lead in Loss	4 (2x) last vs. Virginia, 1/3
Halftime Lead in Loss	--

rebounds while shooting 11-of-17 (64.7 percent) from the field and 5-of-7 (.714) from beyond the arc in Miami's 77-74 win at Charlotte. In an 87-75 win over South Alabama, McClellan scored 17 points on a perfect 6-of-6 performance from the field.

**RODRIGUEZ NAMED ACC PLAYER OF THE WEEK**

Angel Rodriguez was named Atlantic Coast Conference Player of the Week, the league announced Nov. 24. Rodriguez opened his week by scoring 22 points in the final nine minutes at No. 8/7 Florida, draining five second-half three-pointers to help Miami earn an impressive win. Rodriguez also demonstrated his defensive prowess by drawing a charge with three seconds remaining in the game against the Gators.

For the week, Rodriguez averaged 16.8 points, 5.3 assists, 3.8 rebounds, 3.0 steals and 1.3 blocks per game. He hit 45.8 percent from the field, including 45.5 percent from three, and 76.5 percent from the line. The junior scored 13 plus points in all four games this week, and despite standing 5-foot-11, blocked five shots over four games. He drained a three-pointer in every game, including five against UF.

**RODRIGUEZ MVP; JEKIRI ALL-TOURNAMENT**

Angel Rodriguez was named the Gildan Charleston Classic Most Valuable Player and Tonye Jekiri was named to the All-Tournament Team. In three games, Rodriguez averaged 14.3 points, 6.0 assists, 4.3 rebounds, 3.0 steals and 1.7 blocks in 30.0 minutes. Jekiri nearly averaged a double-double with 12.0 rebounds and 9.0 points, along with 2.7 blocks and 1.7 assists per game.

**ACC COACHES TELECONFERENCE**

Coach Larrañaga will speak on the ACC Coaches Teleconference every Monday at 10:50 a.m., beginning in January. Contact Amy LaBrie - a.woodruff@miami.edu - for the call-in number.

**PRO CANES**

James Jones	Cleveland Cavaliers (NBA)
Shane Larkin	New York Knicks (NBA)
John Salmons	New Orleans Pelicans (NBA)
Garrus Adams	Liege (Belgium)
Brian Asbury	Hapoel Eilat (Israel)
Rion Brown	Brussels (Belgium)
Guillermo Diaz	Arecibo (Puerto Rico)
Julian Gamble	Brussels (Belgium)
Lawrence Gilbert	Manizales (Colombia)
Malcolm Grant	Renaissance Sportive Tanger (Morocco)
Gary Hamilton	Osaka Evessa (Japan)
Dequan Jones	Acqua Vitasnella Cantu (Italy)
Kenny Kadij	Trikalla (Greece)
Anthony King	Artland Dragons (Germany)
Donnavan Kirk	Michelin Etha Engomis Nicosia (Cyprus)
Trey McKinney Jones	Gravelines (France)
Darius Rice	Karpos Sokoli (Greece)
Durand Scott	Hapoel T-A (Israel)

**CANES OPEN 8-0 FOR FIRST TIME SINCE 2009**

Miami opened the season 8-0 for the first time of Coach Larrañaga's UM career. The Canes opened 4-1 in 2011-12 and 2012-13, and 3-2 in 2013-14. The last time UM opened 8-0 was in 2009-10, when Miami opened 8-0. In 2007-08, Miami started the year 12-0. Miami ended the non-conference slate at 10-3 in 2014-15.

**CANE STRONG: UMBB IN THE WEIGHT ROOM**

Under strength Coach Steve Felde (fell-dee), five Canes bench at least 300 pounds and eight bench press more than 250 pounds. Joe Thomas leads the way at 375, followed by Deandre Burnett (315), who is up 85 pounds since arriving at UM. Also in the 300-club are Angel Rodriguez (300/+60), Manu Lecomte (300/+85) and Mike Fernandez (300/+95).

**LARKIN WITH KNICKS IN SECOND NBA SEASON**

Former Cane Shane Larkin is in his second season in the NBA, playing for the New York Knicks after being traded from the Dallas Mavericks. Larkin is averaging 5.8 points, 2.1 rebounds, 2.4 assists and 1.3 steals in 23.1 minutes per game, through 31 games. He's shooting 42.1 percent from the field.

**STARTERS BY GAME**

Howard	Rodriguez	Lecomte	McClellan	Thomas	Jekiri
Florida	Rodriguez	Lecomte	McClellan	Thomas	Jekiri
Drexel	Rodriguez	Lecomte	McClellan	Thomas	Jekiri
Akron	Rodriguez	Lecomte	McClellan	Thomas	Jekiri
Charlotte	Rodriguez	Lecomte	McClellan	Thomas	Jekiri
Charlotte	Rodriguez	Lecomte	McClellan	Thomas	Jekiri
So. Alabama	Rodriguez	Lecomte	McClellan	Thomas	Jekiri
Illinois	Rodriguez	Lecomte	McClellan	Thomas	Jekiri
Green Bay	Rodriguez	Lecomte	McClellan	Thomas	Jekiri
Savannah St.	Rodriguez	Lecomte	McClellan	Thomas	Jekiri
Eastern Ky.	Rodriguez	Lecomte	McClellan	Thomas	Jekiri
Providence	Rodriguez	Lecomte	McClellan	Sherman	Jekiri
Charleston	Rodriguez	Lecomte	McClellan	Thomas	Jekiri
Virginia	Rodriguez	Lecomte	McClellan	Thomas	Jekiri

**RECORD BY STARTING LINEUP**

Rodriguez, Lecomte, McClellan, Thomas, Jekiri	10-3
Rodriguez, Lecomte, McClellan, Sherman, Jekiri	0-1

**COACH L COACHING TREE**

Jamie Angeli - Women's Basketball HC - City College of New York  
 Joe Barer - Assistant - Truman St.  
 Scott Cherry - HC - High Point  
 Bill Courtney - HC - Cornell  
 Kent Dernbach - Assistant - University of Wisconsin Stephens Point  
 Brian Ellerbe - Former HC - Michigan. Left DePaul in 2013  
 Jerry Francis - Former HC - Prairie View  
 Mike Gillian - Assistant - Florida Int'l  
 Stan Heath - Former HC - University of South Florida, Kent State, Arkansas  
 Marc Iavaroni - Former HC - Memphis Grizzlies.  
 James Johnson - Former HC - Virginia Tech  
 Derek Kellogg - HC - UMass  
 Scott Lombardi - Director of Men's Basketball Operations - High Point  
 Steve Merfeld - Assistant to Head Coach at Creighton  
 Keith Noftz - Assistant - Massillon HS  
 Jeff Schneider - Former HC - Cal Poly San Luis Obispo  
 Anthony Solomon - Assistant - Notre Dame  
 Ricky Stokes - Former head coach - Virginia Tech  
 Jeff Westlund - Former HC - Bethel University  
 Ricky Yahn - HC - Concordia University

**SEASONS OF CHANGE**

Miami faced back-to-back seasons with roster turnover after losing six players from the 2012-13 ACC Championship season - five to graduation, one to NBA - then six seniors (5 scholarship) after the 2013-14 campaign.

**COACHING COORDINATORS FOR MIAMI**

Miami's assistant coaching staff is set up in a coordinator system, with Eric Konkol as the offensive coordinator and schedule coordinator, Michael Huger manning the defense and Chris Caputo handling the scout for every opponent.

**ANTHONY LAWRENCE, JR. SIGNS NLI WITH CANES**

Anthony Lawrence, Jr. has signed a National Letter of Intent to play basketball for the University of Miami.

Nicknamed "Amp," Lawrence is a 6-7, 200-pound guard/forward from Saint Petersburg, Fla., who led his Lakewood Senior High School team to the Class 5A state championship game as a junior. Lawrence scored 18 points in the championship game and totaled 25 rebounds in two state tournament games.

Lawrence averaged 20 points and 13 rebounds as a junior at Lakewood, and in his sophomore campaign, averaged 21 points, eight rebounds and four steals. Listed as a four-star recruit by ESPN, the long wing can finish on the break or knock down the three. He brings a complete game to the Hurricanes with the ability to handle the ball, pass, shoot, rebound and play defense with great intensity.

Lawrence, who played AAU ball for Each 1 Teach 1 Elite, chose Miami over offers from USC, Clemson and Texas, among others. Anthony's father, Anthony Lawrence Sr. was a two-year letterman at Miami from 1991-93. After college, he played overseas in Portugal, Mexico and the Dominican Republic. His brother, Patrick, also played at Miami from 1991-94.

**CANES IN SPAIN**

In August, the University of Miami embarked on a 10-day educational and competitive tour to Spain. The Canes were 4-0 against teams from Barcelona, Valencia and Madrid. In four games in Spain, Miami outscored its opponent 89.8 to 65.8 ppg and pulled down nearly twice as many rebounds, 51.8 to 27.0 per night. The Canes hit 51.8 percent from the field, 27.8 percent from three and 62.4 percent at the line. UM also averaged 17.8 assists and 13.3 steals per night.

Individually, four Canes averaged double digits, led by Sheldon McClellan (20.0), followed by Dre Burnett (14.3), Ja'Quan Newton (13.5) and James Palmer (11.5). Spaniard Ivan Cruz Uceda averaged 11.0 rebounds per game while Tonye Jekiri averaged 8.5 rpg. Senior Angel Rodriguez did not play any games in Spain due to injury.

**LARRAÑAGA CONTRACT EXTENDED THROUGH 2022**

The University of Miami extended Coach Jim Larrañaga's contract through May 31, 2022, Director of Athletics Blake James announced in September 2014. Larrañaga first signed a five-year contract in April 2011, then was granted a three-year extension in 2012.

**LECOMTE NAMED TO U20 ALL-TOURNAMENT TEAM**

Manu Lecomte was named to U20 Men Division B 2014 All-Tournament Team after leading Belgium to the championship game of the FIBA U20 European Championships, held in Sarajevo, Bosnia & Herzegovina.

The Canes sophomore averaged 20.0 points, 5.0 rebounds, 3.0 assists, 1.1 steals in 30.4 minutes per game in the tournament. In his eight games, he averaged 47.1 percent from the field, including 53.8 percent from 2-point range, and was 79.5 percent at the line. He ranked second in the tournament in points per game, fourth in field goals made and free throw percentage and seventh in free throws made. He posted a 34-point night against Belarus, also recording four assists, three steals and three rebounds in the 21-point win. Against Cyprus, Lecomte hit 11-of-13 from the line. He drained four shots from long distance in two outings and had six or more rebounds in four games.

Lecomte has been part of Belgium's national team program for most of the past decade. He was a member of the U16 team for two years, the U18 team for two years and is in his second year with the U20 squad. With the appearance in the title game, the Belgian team will move from Division B to the top league, Division A.

**NEW SCOREBOARD HUNG IN BANKUNITED CENTER**

Miami Hurricanes home basketball games will be more exciting this year as a new state-of-the-art center-hung scoreboard - made possible by a \$1 million Momentum2 campaign gift from FMSbonds, Inc. - will be unveiled for the 2014-15 season.

The gift was made possible by FMSbonds, Inc. President James A. Klotz and Chairman Paul Feinsilver. Klotz is a long-time University of Miami Athletics donor and is a member of the Athletics Visiting Committee.

The center-hung scoreboard is 24 feet wide by 17 feet tall (including ring). The main screen is 10' 8.8" in height and the ring is 2' 5". The main screen has 2,848 columns of resolution.

**COACH L TIES TO THE ACC**

Coach Jim Larrañaga was an assistant coach at Virginia from 1979-1986, under the leadership of Terry Holland. In those seven seasons, Larrañaga helped the Cavaliers to five NCAA appearances: Final Four twice, Elite Eight once, Sweet 16 once and Round of 64 once, as well as two NIT appearances, including the Championship and Quarterfinal round.

**US NEWS AND WORLD REPORT**

According to latest US News & World Report rankings, the University of Miami is tied for the top academic institution in the state of Florida and ranks 48th nationally.

**MIAMI BASKETBALL - THE EARLY YEARS**

The University of Miami basketball program was dormant for 14 years from 1971-1985. In 1983 Director of Athletics Sam Jankovich announced the resurrection of men's basketball at Miami, with the reinstatement vote by the UM Board of Trustees on Oct. 12, 1983. Head coach Bill Foster was hired March 21, 1984, adding assistants Clint Bryant, Seth Greenberg and Cesar Odio by July 1. Tim Harvey was the staff's first recruit, a 6-10, 240-pound center from Plainfield, N.J., who transferred from Georgia Tech. On Oct. 15, 1984 the first men's basketball practice in 12 years was held on the patio in the center of campus, viewed by more than 200 students. Miami defeated The Citadel, 85-77, on Nov. 22, 1985, in the first game of the new era of UM basketball.

**2014-15 QUICK HITS**

- UM opened the season with nine scholarship players available. This is the second-straight season the Canes open the campaign with eight or more new players and only nine available scholarship players.
- Miami has 10 new players on the roster for 2014-15: Eight scholarship newcomers, one D-I transfer who must sit out and one walk-on.
- UM opened the 2014-15 campaign with just two players from the 2013-14 season, in sophomore Manu Lecomte and junior Tonye Jekiri. Sophomore Davon Reed was out through Dec. 5 with a lower extremity injury.
- Seven players didn't wear a Miami uniform last season.
- Miami's 14-man roster includes players from five countries - Belgium, Nigeria, Puerto Rico, Spain, U.S. - six states - Florida, Texas, New York, Pennsylvania, New Jersey, New Hampshire - and Washington, D.C.
- There are no seniors playing for the Canes: One graduate student, five juniors, three sophomores and five freshmen.
- Three D-I transfers are eligible to play in 2014-15: Sheldon McClellan (Texas), Angel Rodriguez (Kansas State) and Joe Thomas (Niagara).
- The Canes lost six players - including three starters and the team's top two scorers - from the 2013-14 season, five to graduation and one transferred.
- Miami lost five of its top seven players from 2013-14. To open the 2013-14 season, Miami had lost its top six players from the 2012-13 campaign.
- Without Reed, the Canes returned 11.9 points, 7.6 rebounds, 3.0 assists, 1.3 steals and 0.9 blocks per game from the 2013-14 season. A year ago, Miami opened the 2013-14 season returning 9.3 points, 5.1 rebounds, 1.1 assists, 0.8 steals and 0.5 blocks per game.
- For the second-straight season, Miami returns the fewest points per game (18.4) and rebounds per game (9.2) of all ACC schools.
- The Canes held opponents to just 59.5 points per game in 2013-14, which was ranked No. 11 of 345 teams in Division I. Miami also averaged 61.5 ppg, which was ranked No. 337.
- The Canes lost 10 games by five points or less, or in overtime, during the 2013-14 season, on their way to a 17-16 overall record.

UM RECORDS	GAME	ACC GAME
POINTS SCORED	59 - Rick Barry vs. Rollins, 1965	35 - Jack McClinton vs. North Carolina 02/15/09
FIELD GOAL %	1.000 (7-7) - Raymond Hicks vs. NC A&T, 2008	.900 (9-10) - Reggie Johnson at Duke 01/02/11
3-POINT FG	9 - Johnny Hemsley vs. Lafayette, 1999	7 (3x) last - Jack McClinton vs. North Carolina 02/15/09
3-POINT FG%	1.000 (5-5) (5x) last - Malcolm Grant vs. NC State, 2011	1.000 (5-5) - Malcolm Grant at NC State 01/23/11
FT MADE	22 (2x) last - Rick Barry vs. Florida Southern, 1965	16 - Jack McClinton vs. NC State 03/07/09
FT %	1.000 (16-16) - Jack McClinton vs. NC State, 2009	1.000 (16-16) - Jack McClinton vs. NC State 03/07/09
REBOUNDS	29 - Rick Barry vs. Oklahoma City, 1965	16 - Reggie Johnson vs. Maryland 03/02/11
ASSISTS	14 - Michael Gardner vs. Pittsburgh, 1993	9 (3x) last - Shane Larkin vs. North Carolina 02/09/13
STEALS	9 - Jerome Scott vs. FIU, 1991	6 - Shane Larkin at North Carolina 01/10/12
BLOCKED SHOTS	13 - Anthony King vs. Florida Atlantic, 2004	6 - Anthony King vs. Florida State 01/15/05

MIAMI'S RECORD WHEN...	2014-15		COACH L	
	ALL	ACC	AT UM	ACC
All games	10-4	0-1	76-40	31-22
Home	5-3	0-1	41-16	17-10
Away	2-0		24-17	14-12
Neutral	3-1		11-7	n/a
November	7-0		19-6	n/a
December	3-3		15-9	0-1
January	0-1	0-1	14-9	12-9
February			16-9	15-9
March			12-7	4-3
Vs. Top 10 opponents	1-1	0-1	3-7	2-6
Vs. Top 25 opponents (includes Top 10)	2-1	0-1	7-15	4-11
Vs. RV opponents			7-2	2-0
Vs. teams over .500 on game day	4-4	0-1	43-35	19-19
Vs. teams under .500 on game day	4-0		21-4	8-3
Vs. teams at .500 on game day	2-0		11-1	4-0
While UM is in the top 25	4-2		20-6	12-3
While UM is RV (only)	5-1		12-4	2-1
Leading at halftime	9-0		62-9	25-6
Trailing at halftime	1-3	0-1	12-29	4-15
Tied at halftime	0-1		4-2	2-1
Single overtime			2-6	1-2
Double overtime	0-1	0-1	2-1	1-1
In overtime games	0-1	0-1	4-7	2-3
Leading with 2:00 left in regulation	9-0		69-4	29-1
Trailing with 2:00 left in regulation	1-4	0-1	6-34	2-20
Tied with 2:00 left in regulation			1-1	0-1
UM shoots 50% or better from field	5-0		25-2	8-2
UM shoots 40-49% from field	4-0		43-9	21-6
UM shoots under 40% from field	1-4	0-1	8-29	2-14
Opp. shoots 50% or better from field	1-2		4-11	2-5
Opp. shoots 40-49% from field	3-2	0-1	31-18	13-10
Opp. shoots under 40% from field	7-0		42-11	16-7
UM shoots 70% or better from the line	6-2	0-1	40-18	14-11
UM shoots less than 70% from the line	3-2		35-22	17-10
UM makes more 3-point FGs	9-2		35-15	16-11
UM makes fewer 3-point FGs	0-2	0-1	27-17	12-10
3-point FGs are even	1-0		5-1	3-1
Four or more Canes in double figures	3-1	0-1	36-7	14-6
Three Canes score in double figures	4-2		29-18	13-6
Two or less Canes score in double figures	3-1		11-15	4-10
UM outrebounds opponent	6-1	0-1	50-16	19-11
Opp. outrebounds UM	2-3		22-24	11-11
Tied in rebounds	2-0		4-0	1-0
UM records 10 or more steals	3-0		12-3	3-1
UM records 15 or more assists	5-0		23-0	10-0
UM commits less than 15 turnovers	9-4	0-1	67-33	28-18
UM commits 15 or more turnovers	1-0		9-2	3-4
UM commits less turnovers than opp.	6-1		44-15	16-6
UM commits more turnovers than opp.	3-2	0-1	27-16	13-11
Tied in turnovers	1-1		5-8	2-5
UM scores 59 points or less	0-2		7-21	4-12
UM scores between 60-69 points	3-1		21-12	9-4
UM scores between 70-79 points	5-0		34-6	14-5
UM scores between 80-89 points	2-1	0-1	10-1	2-1
UM scores between 90-99 points			4-0	2-0
UM scores 100 or more points			0-0	0-0
Playing during the afternoon	0-1		25-11	12-7
Playing in the evening (5 p.m. or later)	10-3	0-1	50-28	19-15
Games decided by three points or less	2-0		9-8	4-6
Games decided by four to 10 points	1-1	0-1	21-16	10-11
Games decided by 11-19 points	2-2		29-13	10-3
Games decided by more than 20 points	5-1		17-3	7-2

**UM SINCE THE ARRIVAL OF JIM LARRAÑAGA IN 2011**

- 2013 ACC Regular Season Champions
- 2013 ACC Tournament Champions
- Ranked No. 2/2 - Miami's program high - Feb. 18, 2013
- No. 1 seed at 2013 ACC Tournament
- No. 2 seed in 2013 NCAA Tournament
- Won school record 29 games in 2013
- Won 15 ACC games in 2013
- 14-game win streak (tied 1946-47 & 2001-02) from Jan. 2 - Feb. 19, 2013
- 13-0 start in 2013 conference play, topping school-best nine ACC victories, which was set in 2011-12
- Sophomore Shane Larkin selected No. 18 in the 2013 NBA Draft by Atlanta Hawks, then traded to Dallas Mavericks
- All six seniors from 2013-14 championship season earned academic degree from UM: Garrius Adams, Julian Gamble, Reggie Johnson, Kenny Kadji, Trey McKinney Jones, Durand Scott
- Defeated No. 1 Duke, 90-63, on Jan. 23, 2013 in Coral Gables
- Defeated Duke twice within 12 months, at both Cameron Indoor Stadium and the BankUnited Center
- First team to beat Duke and UNC by 20+ points in the same season since Maryland in '74-'75 season
- First team to beat Duke and UNC by 25+ points since the start of ACC play in 1953
- Defeated three teams in The Triangle in the same season: UNC, Duke & NC State
- In 2012-13 defeated three teams in the Top 20 for the first time since joining the ACC - the last time was in 1999-00
- Students camped out for the game vs. Duke more than four hours before tipoff, then did it again for the game vs. Florida State
- Five home sellouts of 7,972 fans vs. Duke, Florida State, North Carolina, Virginia and Clemson
- Set a record for the most games with 1,200 or more students (7)
- Set record student average attendance at 808. The past average attendance was 641 per game
- Set the record for cumulative season student attendance at 12,008. The previous record was 10,269

**AWARDS**

- 2013 AP Coach of the Year - Jim Larrañaga
- 2013 Naismith Coach of the Year - Jim Larrañaga
- 2013 ACC Coach of the Year - Jim Larrañaga
- 2013 Henry Iba National Coach of the Year - Jim Larrañaga
- 2013 Adolph Rupp Cup Coach of the Year - Jim Larrañaga
- 2013 ACC Player of the Year (Coaches) - Shane Larkin
- 2013 ACC Defensive Player of the Year - Durand Scott
- Six All-ACC selections: Shane Larkin 1st team, Kenny Kadji 2nd team & 3rd team, Scott H.M. (twice), Rion Brown 3rd team.
- Three All-ACC Defensive Team players: Shane Larkin, Durand Scott, Julian Gamble
- 2012 ACC All-Rookie Team - Shane Larkin
- 2013 ACC All-Academic Team - Raphael Akpejori
- 2013 ACC Tournament MVP - Shane Larkin
- Four ACC All-Tournament team nods: Shane Larkin (1st), Durand Scott (1st), Julian Gamble (2nd), Trey McKinney Jones (2nd)
- Four ACC Player of the Week awards: Reggie Johnson (2012), Durand Scott (2012 & 2013) and Shane Larkin (2013)
- One ACC Rookie of the Week: Shane Larkin (2012)
- NABC Honors Court: Raphael Akpejori

**COACH LARRAÑAGA'S MILESTONE VICTORIES**

Victory	Date	Opponent	Score	School
50	02/10/88	Miami (Ohio)	65-59	Bowling Green
100	02/23/91	Kent State	84-57	Bowling Green
150	12/22/94	at Ohio State	59-50	Bowling Green
200	12/27/97	Northeastern	66-60	George Mason
250	12/20/00	Coastal Carolina	81-65	George Mason
300	12/02/03	East Carolina	76-65	George Mason
350	01/26/06	William & Mary	81-58	George Mason
400	02/27/08	William & Mary	68-59	George Mason
450	12/08/10	Loyola (Md.)	66-52	George Mason
500	01/05/12	at Georgia Tech	62-49	Miami

- ACC Academic Honor Roll: Raphael Akpejori, Justin Heller, Donnavan Kirk.

MIAMI HIGHS		OPPONENT HIGHS		MIAMI LOWS		OPPONENT LOWS	
Points	87, vs. South Alabama, 11/28	Points	89, Virginia, 1/3	Points	44, vs. Eastern Kentucky, 12/19	Points	39, Savannah State, 12/8
Points/Half	48, at Florida, 11/17	Points/Half	54 (2nd), South Alabama, 11/28	Points/Half	19 (2nd), vs. Eastern Kentucky, 12/19	Points/Half	12 (1st), Charleston, 12/30
Field Goals Made	32, vs. Akron, 11/21	Field Goals Made	32, South Alabama, 11/28	Field Goals Made	12, vs. Eastern Kentucky, 12/19	Field Goals Made	15, Savannah State, 12/8
Field Goal Att.	68, vs. Virginia, 1/3	Field Goal Att.	79, South Alabama, 11/28	Field Goal Att.	41 (2x) last vs. Eastern Kentucky, 12/19	Field Goal Att.	46, Savannah State, 12/8
Field Goal Pct.	59.3, vs. Akron, 11/21	Field Goal Pct.	54.7, Providence, 12/22	Field Goal Pct.	29.3, vs. Eastern Kentucky, 12/19	Field Goal Pct.	28.6, Howard, 11/14
3-Point FG Made	14, at Charlotte, 11/25	3-Point FG Made	14, vs. Eastern Kentucky, 12/19	3-Point FG Made	5 (2x) last Providence, 12/22	3-Point FG Made	2 (2x) last Charleston, 12/30
3-Point FG Att.	30, vs. Illinois, 12/2	3-Point FG Att.	30, Illinois, 12/2	3-Point FG Att.	16, vs. South Alabama, 11/28	3-Point FG Att.	12, Providence, 12/22
Free Throws Made	21, vs. Howard, 11/14	Free Throws Made	27, Virginia, 1/3	Free Throws Made	5 (2x) last at Charlotte, 11/25	Free Throws Made	2 (2x) last Eastern Kentucky, 12/19
Free Throw Att.	27, vs. Charleston, 12/30	Free Throw Att.	39, Virginia, 1/3	Free Throw Att.	6, vs. Drexel, 11/20	Free Throw Att.	4, Eastern Kentucky, 12/19
Rebounds	44, vs. Illinois, 12/2	Rebounds	46, Green Bay, 12/6	Rebounds	26, vs. Eastern Kentucky, 12/19	Rebounds	24 (2x) last Savannah State, 12/8
Assists	21, vs. South Alabama, 11/28	Assists	19, Virginia, 1/3	Assists	9 (2x) last vs. Eastern Kentucky, 12/19	Assists	5, Howard, 11/14
Steals	12 (2x) last vs. Savannah State, 12/8	Steals	10, Howard, 11/14	Steals	2, vs. Charleston, 12/30	Steals	1, Illinois, 12/2
Blocks	8, vs. South Alabama, 11/28	Blocks	6, vs. Virginia, 1/3	Blocks	0, vs. Virginia, 1/3	Blocks	0, Savannah State, 12/8
Turnovers	14, vs. Eastern Kentucky, 12/19	Turnovers	19 (2x) last Savannah State, 12/8	Turnovers	5, vs. Illinois, 12/2	Turnovers	6, South Alabama, 11/28
Victory Margin	35, vs. Howard, 11/14	Victory Margin	28, vs. Eastern Kentucky, 12/19	Victory Margin	2, at Florida, 11/17	Victory Margin	9, Virginia, 1/3

MIAMI INDIVIDUAL HIGHS	
Points	31, Sheldon McClellan, at Charlotte, 11/25
Field Goals Made	11, Sheldon McClellan, at Charlotte, 11/25
Field Goal Attempts	22, Angel Rodriguez, vs. Virginia, 1/3
3-Point FG Made	5 (2x) last Sheldon McClellan, at Charlotte, 11/25
3-Point FG Attempts	10 (2x) last Deandre Burnett, vs. Illinois, 12/2
Free Throws Made	10, Angel Rodriguez, vs. Virginia, 1/3
Free Throw Attempts	12, Angel Rodriguez, vs. Virginia, 1/3
Rebounds	16, Tonye Jekiri, vs. Akron, 11/21
Assists	9, Angel Rodriguez, vs. Akron, 11/21
Blocks	5, Tonye Jekiri, vs. South Alabama, 11/28

OPPONENT INDIVIDUAL HIGHS	
Points	26, London Perrantes, Virginia, 1/3
Field Goals Made	10, LaDontae Henton, Providence, 12/22
Field Goal Attempts	19 (2x) last LaDontae Henton, Providence, 12/22
3-Point FG Made	5 (2x) last London Perrantes, Virginia, 1/3
3-Point FG Attempts	9, five players
Free Throws Made	11, London Perrantes, Virginia, 1/3
Free Throw Attempts	12, London Perrantes, Virginia, 1/3
Rebounds	14, Dionte Ferguson, South Alabama, 11/28
Assists	13, Kris Dunn, Providence, 12/22
Blocks	5, Carson Desrosiers, Providence, 12/22

THE LAST TIME ...

Player Scored 30 Points

Miami Sheldon McClellan (31), at Charlotte, 11/25/14  
Opponent Ryan Kelly (36), at Duke, 3/2/13

Player Scored 35 Points

Miami Jack McClinton (35) vs. North Carolina, 3/15/09  
Opponent Ryan Kelly (36), at Duke, 3/2/13

Player Scored 40 Points

Miami Darius Rice (43) vs. Connecticut, 1/20/03  
Opponent Sean Singletary (41), Virginia, 3/1/08

Two Players Scored 20 Points

Miami Shane Larkin (28), Trey McKinney Jones (20) vs. North Carolina, 3/17/13  
Opponent T.J. Warren (24), Ralston Turner (22), NC State, 3/13/14

Three Players Scored 20 Points

Miami Dwayne Collins (23), Brian Asbury (21), Jack McClinton (20) vs. Virginia Tech, 1/25/09  
Opponent Travis Mays (40), Alvin Heggis (22), Lance Blanks (21), Texas, 2/22/89

Five Players Scored in Double Figures

Miami Sheldon McClellan (17), Manu Lecomte (14), Tonye Jekiri (13), Omar Sherman (13), Deandre Burnett (10), vs. South Alabama, 11/28/14  
Opponent Ken Williams (16), Taishaun Johnson (13), Dionte Ferguson (12), Barrington Stevens (12), Abdul Lewis (10), South Alabama, 11/28/14

Six Players Scored in Double Figures

Miami James Kelly (17), Donnavan Kirk (15), Rion Brown (13), Manu Lecomte (12), Davon Reed (11), Garris Adams (10) vs. Texas Southern, 11/14/13

Player Grabbed 15 Rebounds

Miami Tonye Jekiri (16), vs. Akron, 11/21/14  
Opponent Jabari Parker (15), Duke, 1/22/14

Two Players Grabbed 10 Rebounds

Miami Tonye Jekiri (13), Sheldon McClellan (11), at Charlotte, 11/25/14  
Opponent Marcus Ginyard (12), John Henson (12), North Carolina, 3/2/10

Three Players Grabbed 10 Rebounds

Miami Mark Richardson (11), Eric Brown (10), Joe Wylie (10) vs. FIU, 3/6/89  
Opponent Matt Harpring (12), Dion Glover (10), Michael Maddox (10), Georgia Tech, 12/2/97

Player Had 10 Assists

Miami Durand Scott (10) vs. North Carolina Central, 11/14/09  
Opponent Kris Dunn (13), Providence, 12/22/14

Player Had 10 Blocks

Miami Anthony King (10) vs. Florida Atlantic, 11/29/04  
Opponent Jarvis Varnado (10), Mississippi State, 12/13/07

Player Had a Double-Double

Miami Tonye Jekiri (12 pts, 10 rebs), vs. Providence, 12/22/14  
Opponent Kris Dunn (15 pts, 13 ast), Providence, 12/22/14

Player Had a Triple-Double

Miami Anthony King (11 pts, 10 reb, 13 blks) vs. Florida Atlantic, 11/29/04  
Opponent Brendan Haywood (18 pts, 14 reb, 10 blks), North Carolina, 12/4/00

Two Players Had Double-Doubles

Miami Reggie Johnson (22 pts, 11 rebs) & Kenny Kadji (12 pts, 12 rebs), vs. Stetson, 11/9/12  
Opponent Hasheem Thabeet (19 pts, 14 reb), A.J. Price (13 pts, 11 reb), Connecticut, 11/23/08

Team Scored 100 Points

Miami 108 vs. Nova Southeastern, 11/16/09  
Opponent 105, North Carolina, 1/31/07

Team Scored 50 Points in a Half

Miami 51, (2nd half) at Hawaii, 12/22/12  
Opponent 54, (2nd half) South Alabama, 11/28/14

Team Shot 50 Percent in Both Halves

Miami .583 (14-24) / .600 (18-30) vs. Akron, 11/21/14  
Opponent .519 (14.27) / .577 (15-26) Providence, 12/22/14

Team Shot 60 Percent in a Half

Miami .600 (18-30), first half, vs. South Alabama, 11/28/14  
Opponent .607 (17-28), second half, Eastern Kentucky, 12/19/14

Team Shot 70 Percent in a Half

Miami .739 (17-23), first half, at Florida State, 2/13/13

Team Shot 60 Percent in a Game

Miami .638 (30-47), at Florida State, 2/13/13  
Opponent .622 (23-37), Clemson, 12/21/08

Team Shot Less Than 30 Percent in a Game

Miami .293 (12-41), vs. Eastern Kentucky, 12/19/14  
Opponent .296 (16-54), Charleston, 12/30/14

THE LAST TIME A MIAMI FRESHMAN ...

Scored 26+ Points:	Durand Scott, 29, vs. North Carolina, 3/02/10
Scored 20-25 Points:	Deandre Burnett, 21, vs. Green Bay, 12/6/14
Perfect from the Field:	Reggie Johnson (RS), 8-of-8, vs. Wake Forest, 3/11/10
Perfect from 3-Point Line:	Shane Larkin, 4-of-4, vs. Purdue, 11/29/11
10+ Rebounds:	Reggie Johnson (RS), 12, vs. Virginia Tech, 03/12/10
10+ Assists:	Durand Scott, 10, vs. North Carolina Central, 11/14/09
5-9 Assists:	Davon Reed, 7, vs. Loyola, 12/30/13
5+ Steals:	Shane Larkin, 6, vs. North Carolina, 01/10/12
4+ Blocks:	Raphael Akpejori, 4, McNeese State, 11/24/10
Double-Double:	Julian Gamble (RS), 13 points, 13 rebounds, North Florida, 12/31/08



Miami 74, Eckerd 58
11-06-14
BankUnited Center

Table with columns: Eckerd # Player, tot-fg, 3-pt, rebounds, of de tot pf tp a to b s min. Rows include STEVENSON, DARNELL, YOUNG, MOODY, etc.

TOTAL FG% 1st Half: 12-27 44.4% 2nd Half: 8-25 32.0% Game: 38.5%
3-Pt. FG% 1st Half: 4-9 44.4% 2nd Half: 3-10 30.0% Game: 36.8%
F Throw % 1st Half: 2-5 40.0% 2nd Half: 9-14 64.3% Game: 57.9%

Table with columns: Miami # Player, tot-fg, 3-pt, rebounds, of de tot pf tp a to b s min. Rows include Omar Sherman, Joe Thomas, Sheldon McClellan, etc.

TOTAL FG% 1st Half: 10-24 41.7% 2nd Half: 13-21 61.9% Game: 51.1%
3-Pt. FG% 1st Half: 4-12 33.3% 2nd Half: 3-8 37.5% Game: 35.0%
F Throw % 1st Half: 5-6 83.3% 2nd Half: 16-25 64.0% Game: 67.7%

Officials: Raymond Styons, Jeff Nichols, Matt Potter

Score by Periods table with columns: 1st, 2nd, Total. Rows for Eckerd College and University of Miami.

Points in the paint-ECM 22,UM 28. Points off turnovers-ECM 13,UM 19.
2nd chance points-ECM 16,UM 7. Fast break points-ECM 0,UM 13.
Bench points-ECM 24,UM 22. Score tied-6 times. Lead changed-11 times.
Last FG-ECM 2nd-02:41, UM 2nd-00:14.
Largest lead-ECM by 5 1st-05:18, UM by 16 2nd-00:14.
ECM led for 08:28. UM led for 26:27. Game was tied for 04:30.

-/RV Miami 84, Howard 49
11-14-14
BankUnited Center

Table with columns: Howard # Player, tot-fg, 3-pt, rebounds, of de tot pf tp a to b s min. Rows include COLLINS, MILLER, BOYD, etc.

TOTAL FG% 1st Half: 8-34 23.5% 2nd Half: 10-29 34.5% Game: 28.6%
3-Pt. FG% 1st Half: 2-10 20.0% 2nd Half: 0-8 0.0% Game: 11.1%
F Throw % 1st Half: 3-7 42.9% 2nd Half: 8-14 57.1% Game: 52.4%

Table with columns: Miami # Player, tot-fg, 3-pt, rebounds, of de tot pf tp a to b s min. Rows include Joe Thomas, Tonye Jekiri, Sheldon McClellan, etc.

TOTAL FG% 1st Half: 15-31 48.4% 2nd Half: 12-28 42.9% Game: 45.8%
3-Pt. FG% 1st Half: 5-12 41.7% 2nd Half: 4-11 36.4% Game: 39.1%
F Throw % 1st Half: 10-13 76.9% 2nd Half: 11-12 91.7% Game: 84.0%

Officials: Bill Covington, Dwayne Gladden, William Humes

Score by Periods table with columns: 1st, 2nd, Total. Rows for Howard and Miami.

Points in the paint-HOW-M 28,UM 32. Points off turnovers-HOW-M 16,UM 21.
2nd chance points-HOW-M 15,UM 15. Fast break points-HOW-M 10,UM 16.
Bench points-HOW-M 17,UM 25. Score tied-0 times. Lead changed-0 times.
Last FG-HOW-M 2nd-00:01, UM 2nd-01:25.
Largest lead-HOW-M None, UM by 37 2nd-02:29.
HOW-M led for 00:00. UM led for 39:26. Game was tied for 00:34.

-/RV Miami 69, 8/7 Florida 67
11-17-14
O'Connell Center

Table with columns: Miami 2-0 # Player, tot-fg, 3-pt, rebounds, of de tot pf tp a to b s min. Rows include Joe Thomas, Tonye Jekiri, Sheldon McClellan, etc.

TOTAL FG% 1st Half: 9-26 34.6% 2nd Half: 15-23 65.2% Game: 49.0%
3-Pt. FG% 1st Half: 2-8 25.0% 2nd Half: 7-10 70.0% Game: 50.0%
F Throw % 1st Half: 1-1 100% 2nd Half: 11-16 68.8% Game: 70.6%

Table with columns: Florida # Player, tot-fg, 3-pt, rebounds, of de tot pf tp a to b s min. Rows include Kurtz, Jacob, Horford, Jon, Hill, Kasey, etc.

TOTAL FG% 1st Half: 14-23 60.9% 2nd Half: 12-27 44.4% Game: 52.0%
3-Pt. FG% 1st Half: 3-8 37.5% 2nd Half: 5-9 55.6% Game: 47.1%
F Throw % 1st Half: 2-3 66.7% 2nd Half: 5-6 83.3% Game: 77.8%

Officials: Pat Adams, Joe Lindsay, Ron Groover

Score by Periods table with columns: 1st, 2nd, Total. Rows for Miami and Florida.

Points in the paint-UM 22,UF 30. Points off turnovers-UM 12,UF 18.
2nd chance points-UM 7,UF 2. Fast break points-UM 8,UF 6.
Bench points-UM 25,UF 8. Score tied-3 times. Lead changed-5 times.
Last FG-UM 2nd-00:16, UF 2nd-01:01.
Largest lead-UM by 3 2nd-03:25, UF by 15 2nd-17:05.
UM led for 01:29. UF led for 37:42. Game was tied for 00:47.

RV Miami 66, Drexel 46
11-20-14
TD Arena

Table with columns: Drexel 0-3 # Player, tot-fg, 3-pt, rebounds, of de tot pf tp a to b s min. Rows include Bahr, Mohamed, Williams, Rodney, etc.

TOTAL FG% 1st Half: 6-23 26.1% 2nd Half: 10-28 35.7% Game: 31.4%
3-Pt. FG% 1st Half: 3-10 30.0% 2nd Half: 3-10 30.0% Game: 30.0%
F Throw % 1st Half: 5-6 83.3% 2nd Half: 3-6 50.0% Game: 66.7%

Table with columns: Miami 3-0 # Player, tot-fg, 3-pt, rebounds, of de tot pf tp a to b s min. Rows include Joe Thomas, Tonye Jekiri, Sheldon McClellan, etc.

TOTAL FG% 1st Half: 10-28 35.7% 2nd Half: 15-29 51.7% Game: 43.9%
3-Pt. FG% 1st Half: 4-9 44.4% 2nd Half: 7-12 58.3% Game: 52.4%
F Throw % 1st Half: 4-5 80.0% 2nd Half: 1-1 100% Game: 83.3%

Officials: Ted Valentine, Kelly Self, Kip Kissinger

Score by Periods table with columns: 1st, 2nd, Total. Rows for Drexel and Miami.

Points in the paint-DREXEL 10,UM 22. Points off turnovers-DREXEL 8,UM 16.
2nd chance points-DREXEL 6,UM 13. Fast break points-DREXEL 2,UM 6.
Bench points-DREXEL 13,UM 21. Score tied-1 time. Lead changed-5 times.
Last FG-DREXEL 2nd-00:34, UM 2nd-00:52.
Largest lead-DREXEL by 4 1st-16:50, UM by 22 2nd-00:52.
DREXEL led for 08:05. UM led for 31:10. Game was tied for 00:45.

RV Miami 79, Akron 51
11-21-14
TD Arena

Table with columns: Akron 2-1 # Player, tot-fg, 3-pt, rebounds, of de tot pf tp a to b s min. Rows include CHEATHAM, Kwan, McADAMS, Reggie, etc.

TOTAL FG% 1st Half: 13-34 38.2% 2nd Half: 7-26 26.9% Game: 33.3%
3-Pt. FG% 1st Half: 4-10 40.0% 2nd Half: 3-8 37.5% Game: 38.9%
F Throw % 1st Half: 0-0 0.0% 2nd Half: 4-7 57.1% Game: 57.1%

Table with columns: Miami 4-0 # Player, tot-fg, 3-pt, rebounds, of de tot pf tp a to b s min. Rows include Joe Thomas, Tonye Jekiri, Sheldon McClellan, etc.

TOTAL FG% 1st Half: 14-24 58.3% 2nd Half: 18-30 60.0% Game: 59.3%
3-Pt. FG% 1st Half: 4-9 44.4% 2nd Half: 4-8 50.0% Game: 47.1%
F Throw % 1st Half: 3-7 42.9% 2nd Half: 4-5 80.0% Game: 58.3%

Officials: Doug Shows, Pat Driscoll, Lamont Simpson

Score by Periods table with columns: 1st, 2nd, Total. Rows for Akron and Miami.

Points in the paint-AKRON 20,UM 42. Points off turnovers-AKRON 9,UM 9.
2nd chance points-AKRON 12,UM 10. Fast break points-AKRON 0,UM 14.
Bench points-AKRON 24,UM 25. Score tied-0 times. Lead changed-3 times.
Last FG-AKRON 2nd-01:29, UM 2nd-00:55.
Largest lead-AKRON by 5 1st-16:58, UM by 29 2nd-01:40.
AKRON led for 07:25. UM led for 30:49. Game was tied for 01:37.

RV Miami 77, Charlotte 58
11-23-14
TD Arena

Table with columns: Miami 5-0 # Player, tot-fg, 3-pt, rebounds, of de tot pf tp a to b s min. Rows include Joe Thomas, Tonye Jekiri, Sheldon McClellan, etc.

TOTAL FG% 1st Half: 15-31 48.4% 2nd Half: 15-29 51.7% Game: 50.0%
3-Pt. FG% 1st Half: 4-14 28.6% 2nd Half: 2-8 25.0% Game: 27.3%
F Throw % 1st Half: 4-6 66.7% 2nd Half: 7-9 77.8% Game: 73.3%

Table with columns: Charlotte 3-1 # Player, tot-fg, 3-pt, rebounds, of de tot pf tp a to b s min. Rows include CLAYTON, Willie, THORNE, JR., M, OGBUEZE, Brax, etc.

TOTAL FG% 1st Half: 12-26 46.2% 2nd Half: 12-29 41.4% Game: 43.6%
3-Pt. FG% 1st Half: 4-8 50.0% 2nd Half: 2-7 28.6% Game: 40.0%
F Throw % 1st Half: 3-6 50.0% 2nd Half: 1-2 50.0% Game: 50.0%

Officials: John Higgins, Kelly Self, Tony Greene

Score by Periods table with columns: 1st, 2nd, Total. Rows for Miami and Charlotte.

Points in the paint-UM 44,CHA 30. Points off turnovers-UM 27,CHA 7.
2nd chance points-UM 21,CHA 10. Fast break points-UM 8,CHA 4.
Bench points-UM 19,CHA 22. Score tied-6 times. Lead changed-6 times.
Last FG-UM 2nd-00:14, CHA 2nd-02:49.
Largest lead-UM by 23 2nd-08:12, CHA by 2 1st-13:13.
UM led for 31:31. CHA led for 05:12. Game was tied for 03:03.

#17/20 Miami 77, Charlotte 74 Game 6
11-25-14 Halton Arena, Charlotte, N.C.

Table with 14 columns: #, Player, tot-fg, 3-pt, rebounds, etc.

TOTAL FG% 1st Half: 15-34 44.1% 2nd Half: 14-23 60.9%
3-Pt. FG% 1st Half: 7-14 50.0% 2nd Half: 7-9 77.8%
F Throw % 1st Half: 1-2 50.0% 2nd Half: 4-7 57.1%
Game: 50.9%
Game: 60.9%
Game: 55.6%

Table with 14 columns: #, Player, tot-fg, 3-pt, rebounds, etc.

TOTAL FG% 1st Half: 16-28 57.1% 2nd Half: 13-31 41.9%
3-Pt. FG% 1st Half: 4-11 36.4% 2nd Half: 2-11 18.2%
F Throw % 1st Half: 1-4 25.0% 2nd Half: 9-15 60.0%
Game: 49.2%
Game: 27.3%
Game: 52.6%

Officials: Bryan Kersey, Karl Hess, Bill Covington Jr.
Technical fouls: Miami-None, Charlotte-None.
Attendance: 7163

Score by Periods table with columns: 1st, 2nd, Total

Points in the paint-UM 24,CHA 44. Points off turnovers-UM 10,CHA 10.
2nd chance points-UM 9,CHA 12. Fast break points-UM 6,CHA 10.
Bench points-UM 10,CHA 25. Score tied-0 times. Lead changed-3 times.
Last FG-UM 2nd-05:20, CHA 2nd-01:04.
Largest lead-UM by 13 2nd-05:20, CHA by 9 1st-07:36.
UM led for 21:50. CHA led for 17:54. Game was tied for 00:15.

#17/20 Miami 87, South Alabama 75 Game 7
11-28-14 BankUnited Center

Table with 14 columns: #, Player, tot-fg, 3-pt, rebounds, etc.

TOTAL FG% 1st Half: 10-32 31.3% 2nd Half: 22-47 46.8%
3-Pt. FG% 1st Half: 0-9 0.0% 2nd Half: 4-9 44.4%
F Throw % 1st Half: 1-6 16.7% 2nd Half: 6-8 75.0%
Game: 40.5%
Game: 22.2%
Game: 50.0%

Table with 14 columns: #, Player, tot-fg, 3-pt, rebounds, etc.

TOTAL FG% 1st Half: 18-30 60.0% 2nd Half: 13-27 48.1%
3-Pt. FG% 1st Half: 4-7 57.1% 2nd Half: 3-9 33.3%
F Throw % 1st Half: 3-5 60.0% 2nd Half: 15-18 83.3%
Game: 54.4%
Game: 43.8%
Game: 78.3%

Officials: Sean Casady, Waly Rutecki, Brian Shey
Technical fouls: USA-Johnson, Taishau. Miami-None.
Attendance: 4267

Score by Periods table with columns: 1st, 2nd, Total

Points in the paint-USA 40,UM 40. Points off turnovers-USA 6,UM 7.
2nd chance points-USA 13,UM 12. Fast break points-USA 6,UM 3.
Bench points-USA 25,UM 34. Score tied-0 times. Lead changed-0 times.
Last FG-USA 2nd-00:30, UM 2nd-02:02.
Largest lead-USA None, UM by 24 1st-04:24.
USA led for 00:00. UM led for 39:10. Game was tied for 00:50.

#15 Miami 70, #24/25 Illinois 61 Game 8
12-02-14 BankUnited Center

Table with 14 columns: #, Player, tot-fg, 3-pt, rebounds, etc.

TOTAL FG% 1st Half: 9-36 25.0% 2nd Half: 14-33 42.4%
3-Pt. FG% 1st Half: 3-17 17.6% 2nd Half: 4-16 30.8%
F Throw % 1st Half: 3-6 50.0% 2nd Half: 5-8 63.3%
Game: 33.3%
Game: 23.3%
Game: 66.7%

Table with 14 columns: #, Player, tot-fg, 3-pt, rebounds, etc.

TOTAL FG% 1st Half: 10-26 38.5% 2nd Half: 12-32 37.5%
3-Pt. FG% 1st Half: 5-14 35.7% 2nd Half: 4-16 25.0%
F Throw % 1st Half: 12-12 100% 2nd Half: 5-9 55.6%
Game: 39.9%
Game: 30.0%
Game: 81.0%

Officials: Bill Covington Jr., Mike Eades, Sean Hull
Attendance: 6086

Score by Periods table with columns: 1st, 2nd, Total

Points in the paint-ILL 26,UM 24. Points off turnovers-ILL 2,UM 9.
2nd chance points-ILL 21,UM 8. Fast break points-ILL 7,UM 0.
Bench points-ILL 12,UM 24. Score tied-2 times. Lead changed-1 time.
Last FG-ILL 2nd-01:08, UM 2nd-02:45.
Largest lead-ILL by 3 1st-19:37, UM by 13 1st-00:26.
ILL led for 00:54. UM led for 37:09. Game was tied for 01:57.

Green Bay 68, No. 15 Miami 55 Game 10
12-06-14 BankUnited Center

Table with 14 columns: #, Player, tot-fg, 3-pt, rebounds, etc.

TOTAL FG% 1st Half: 11-34 32.4% 2nd Half: 14-23 60.9%
3-Pt. FG% 1st Half: 2-10 20.0% 2nd Half: 1-4 25.0%
F Throw % 1st Half: 1-5 20.0% 2nd Half: 14-18 77.8%
Game: 43.9%
Game: 21.4%
Game: 65.2%

Table with 14 columns: #, Player, tot-fg, 3-pt, rebounds, etc.

TOTAL FG% 1st Half: 10-33 30.3% 2nd Half: 10-28 35.7%
3-Pt. FG% 1st Half: 3-11 27.3% 2nd Half: 2-9 22.2%
F Throw % 1st Half: 0-3 0.0% 2nd Half: 10-13 76.9%
Game: 32.8%
Game: 25.0%
Game: 62.5%

Officials: Lamar Simpson, Jerry Heater, Tony Chiazza
Technical fouls: Green Bay-None, Miami-None.
Attendance: 4735

Score by Periods table with columns: 1st, 2nd, Total

Points in the paint-GB 32,UM 28. Points off turnovers-GB 17,UM 14.
2nd chance points-GB 10,UM 13. Fast break points-GB 6,UM 6.
Bench points-GB 9,UM 21. Score tied-1 time. Lead changed-1 time.
Last FG-GB 2nd-02:12, UM 2nd-01:01.
Largest lead-GB by 16 2nd-09:30, UM by 4 1st-17:21.
GB led for 34:20. UM led for 03:13. Game was tied for 02:07.

20/21 Miami 70, Savannah State 39 Game 11
12-08-14 BankUnited Center

Table with 14 columns: #, Player, tot-fg, 3-pt, rebounds, etc.

TOTAL FG% 1st Half: 9-23 39.1% 2nd Half: 6-23 26.1%
3-Pt. FG% 1st Half: 4-9 44.4% 2nd Half: 3-11 27.3%
F Throw % 1st Half: 1-2 50.0% 2nd Half: 1-4 25.0%
Game: 32.6%
Game: 35.0%
Game: 33.3%

Table with 14 columns: #, Player, tot-fg, 3-pt, rebounds, etc.

TOTAL FG% 1st Half: 9-20 45.0% 2nd Half: 12-21 57.1%
3-Pt. FG% 1st Half: 4-9 44.4% 2nd Half: 5-10 50.0%
F Throw % 1st Half: 12-15 80.0% 2nd Half: 7-8 87.5%
Game: 51.2%
Game: 47.4%
Game: 82.6%

Officials: Tim Comer, Anthony Franklin, Earl Walton
Technical fouls: Savannah State-None, Miami-None.
Attendance: 4274

Score by Periods table with columns: 1st, 2nd, Total

Points in the paint-SSUM 12,UM 18. Points off turnovers-SSUM 17,UM 19.
2nd chance points-SSUM 7,UM 11. Fast break points-SSUM 5,UM 4.
Bench points-SSUM 22,UM 14. Score tied-0 times. Lead changed-0 times.
Last FG-SSUM 2nd-00:43, UM 2nd-01:04.
Largest lead-SSUM None, UM by 33 2nd-02:27.
SSUM led for 00:00. UM led for 39:34. Game was tied for 00:25.

Eastern Ky. 72, 18/19 Miami 44 Game 12
12-19-14 BankUnited Center

Table with 14 columns: #, Player, tot-fg, 3-pt, rebounds, etc.

TOTAL FG% 1st Half: 11-27 40.7% 2nd Half: 17-28 60.7%
3-Pt. FG% 1st Half: 5-12 41.7% 2nd Half: 9-14 64.3%
F Throw % 1st Half: 0-1 0.0% 2nd Half: 3-5 60.0%
Game: 50.9%
Game: 53.8%
Game: 50.0%

Table with 14 columns: #, Player, tot-fg, 3-pt, rebounds, etc.

TOTAL FG% 1st Half: 6-19 31.6% 2nd Half: 6-22 27.3%
3-Pt. FG% 1st Half: 4-11 36.4% 2nd Half: 4-16 25.0%
F Throw % 1st Half: 9-13 69.2% 2nd Half: 3-5 60.0%
Game: 29.3%
Game: 29.6%
Game: 66.7%

Officials: Bill Covington, Jr., Jerry Heater, Chuck Jones
Technical fouls: Eastern Kentucky-None, Miami-None.
Attendance: 4467

Score by Periods table with columns: 1st, 2nd, Total

Points in the paint-EKU 24,UM 6. Points off turnovers-EKU 20,UM 2.
2nd chance points-EKU 14,UM 2. Fast break points-EKU 2,UM 2.
Bench points-EKU 15,UM 18. Score tied-1 time. Lead changed-0 times.
Last FG-EKU 2nd-01:33, UM 2nd-01:58.
Largest lead-EKU by 28 2nd-00:53, UM None.
EKU led for 38:19. UM led for 00:00. Game was tied for 01:16.

Providence 76, RV/RV Miami 62 Game 12
12-22-14 Barclays Center, Brooklyn, N.Y.

Statistical table for Providence vs. Miami (12-22-14). Columns: # Player, tot-fg, 3-pt, rebounds, of de tot pf tp, a to b s min. Includes totals and FG/FT percentages.

Statistical table for Providence 10-3. Columns: # Player, tot-fg, 3-pt, rebounds, of de tot pf tp, a to b s min. Includes totals and FG/FT percentages.

Officials: Mike Roberts, Clarence Armstrong, Tim Clougherty
Technical fouls: Miami-None. Providence-None.
Attendance: 6519

Score by Periods table with columns 1st, 2nd, Total for Miami and Providence.

Points in the paint-UM 28,PC 48. Points off turnovers-UM 13,PC 13.
2nd chance points-UM 9,PC 9. Fast break points-UM 6,PC 20.
Bench points-UM 8,PC 16. Score tied-2 times. Lead changed-6 times.
Last FG-UM 2nd-01:45, PC 2nd-01:01.
Largest lead-UM by 1 1st-18:44, PC by 17 2nd-04:42.
UM led for 02:18. PC led for 36:57. Game was tied for 00:45.

Miami 67, College of Charleston 40 Game 13
12-30-14 BankUnited Center

Statistical table for Miami vs. College of Charleston (12-30-14). Columns: # Player, tot-fg, 3-pt, rebounds, of de tot pf tp, a to b s min. Includes totals and FG/FT percentages.

Statistical table for Miami 10-3. Columns: # Player, tot-fg, 3-pt, rebounds, of de tot pf tp, a to b s min. Includes totals and FG/FT percentages.

Officials: Brian Dorsey, Tim Ebersole, Earl Watson
Attendance: 4705

Score by Periods table with columns 1st, 2nd, Total for Co. of Charleston and Miami.

Points in the paint-COFC 22,UM 30. Points off turnovers-COFC 2,UM 13.
2nd chance points-COFC 12,UM 11. Fast break points-COFC 0,UM 4.
Bench points-COFC 23,UM 28. Score tied-0 times. Lead changed-0 times.
Last FG-COFC 2nd-00:32, UM 2nd-04:33.
Largest lead-COFC None, UM by 34 2nd-07:43.
COFC led for 00:00. UM led for 39:35. Game was tied for 00:25.

3/3 Virginia 89, Miami 80 (20T) Game 14
1-3-15 BankUnited Center

Statistical table for 3/3 Virginia vs. Miami (1-3-15). Columns: # Player, tot-fg, 3-pt, rebounds, of de tot pf tp, a to b s min. Includes totals and FG/FT percentages.

Statistical table for UVA 10-4, 0-1. Columns: # Player, tot-fg, 3-pt, rebounds, of de tot pf tp, a to b s min. Includes totals and FG/FT percentages.

Officials: William Humes, Sean Hull, James Luckie
Technical fouls: Virginia-None. Miami-None.
Attendance: 5377

Score by Periods table with columns 1st, 2nd, OT, Total for Virginia and Miami.

Points in the paint-VA 20,UM 32. Points off turnovers-VA 11,UM 8.
2nd chance points-VA 10,UM 15. Fast break points-VA 0,UM 4.
Bench points-VA 19,UM 29. Score tied-4 times. Lead changed-3 times.
Last FG-VA OT2-01:23, UM OT2-00:07.
Largest lead-VA by 19 1st-03:50, UM by 4 1st-18:17.
VA led for 39:54. UM led for 07:17. Game was tied for 02:40.

Miami vs. Boston College Game 15
1-10-15 BankUnited Center

Miami at Duke Game 16
1-13-15 Durham, N.C.

Miami at Notre Dame Game 17
1-17-15 Notre Dame, Ind.



# HEAD COACH JIM LARRAÑAGA

Fourth Season | Providence, 1971

Hometown: The Bronx, N.Y. | Head Coach: American International, 1977-79 | Bowling Green, 1986-97 | George Mason, 1997-2011 | Miami, 2011-present

## LARRAÑAGA'S CAREER

### Head Coach

2011-pres. Miami  
1997-2011 George Mason  
1986-97 Bowling Green  
1977-79 American International

### Assistant

1979-86 Virginia  
1971-76 Davidson

### Player / Coach

1977 Geronemo Basketball Club (Belgium)

## EDUCATION

Providence College, 1971, B.A. Economics  
Archbishop Malloy High School, 1967

## NCAA APPEARANCES

1999 - George Mason  
2001 - George Mason  
2006 - George Mason (Final Four)  
2008 - George Mason  
2011 - George Mason  
2013 - Miami (Sweet 16)

## NIT APPEARANCES

1990 - Bowling Green  
1991 - Bowling Green  
1997 - Bowling Green  
2002 - George Mason  
2004 - George Mason  
2009 - George Mason  
2012 - Miami

## PLAYING CAREER

Geronemo Basketball Club (Belgium) 1976-77  
Providence College, 1967-71  
Archbishop Molloy, 1963-67

## MISCELLANEOUS

AP, Naismith, Henry Iba Coach of the Year, 2013  
ACC Coach of the Year, 2013  
Clair Bee Coach of the Year, 2006  
CAA Coach of the Year, 2011, 1999

## PERSONAL

Born: Oct. 2, 1949 Hometown: The Bronx, N.Y.  
Wife: Liz Sons: Jay and Jon

Jim Larrañaga was named the 12th head coach of the University of Miami men's basketball program on April 22, 2011.

After leading UM to the 2013 NCAA Sweet 16, and winning the school's first ACC regular season and tournament championships, Larrañaga was honored as the AP, Naismith, USBWA Henry Iba and ACC Coach of the Year. The Bronx native helped Miami to a No. 2 national ranking by both the AP and USA TODAY, and a No. 2 seed in the NCAA tournament. He is the 10th coach in the last 10 years to lead two top-10 programs, as Miami was No. 2 on Feb. 18, 2013, and George Mason was No. 8 in the final Top 25 poll in 2006.

Larrañaga directed the Canes to a 27-point win over No. 1 Duke and three other 20+ point wins over ACC opponents that season, including North Carolina (+26), Florida State (+24) and Boston College (+22). UM's 29 overall and 15 ACC wins in 2012-13 were program-bests, as was the 14-game winning streak and 13-0 start in conference play. Other program firsts include defeating all three teams in the North Carolina Triangle in the same season, beating a trio of teams in the Top 20 since joining the ACC and hosting five home sellouts at the BankUnited Center.

Individually, Coach L saw Shane Larkin earn the ACC Player of the Year and Lute Olson National Player of the Year awards, as well as All-American status and finalist nods for the Bob Cousy, John Wooden and James Naismith player of the year honors before declaring early for the 2013 NBA Draft. Larkin was also the ACC Tournament MVP, on the All-ACC Defensive team and a defensive All-American. Durand Scott was the ACC Defensive Player of the Year, three players - Larkin, Scott and Kenny Kadji - were listed on all-conference teams and four were on the ACC All-Tournament Team - Larkin, Scott, Julian Gamble and Trey McKinney Jones. All six seniors on the Sweet 16 team earned academic degrees from the University of Miami and one player was listed on the All-ACC Academic Team.

Larrañaga came to Miami after serving as the head coach at George Mason for 14 seasons. He guided that program to five NCAA Tournament appearances (1999, 2001, 2006, 2008, 2011) - including an unprecedented run to the 2006 Final Four that captured the nation's attention, defeating Michigan State, North Carolina, Wichita State and UConn along the way. Following that run, he was selected the 2006 Clair Bee Coach of the Year. Larrañaga built the GMU Patriots' program into a perennial contender in the highly-regarded Colonial Athletic Association, winning more games (273) than any other coach in program and conference history en

## LARRAÑAGA'S CAREER RECORDS

School	Years	Overall	Conference
American International	1977-1979	27-26	none
Bowling Green	1986-1997	170-144	101-85
George Mason	1997-2011	273-164	165-79
Miami	2011-pres.	76-40	31-22
<b>Overall</b>	<b>31</b>	<b>546-374</b>	<b>297-186</b>

## COACH JIM LARRAÑAGA AT A GLANCE

2013 AP Coach of the Year  
2006 Clair Bee Coach of the Year  
2013 ACC Coach of the Year  
2013 NABC All-District II Coach  
2001 & 1999 CAA Coach of the Year  
1999 CAA Coach of the Year  
1997 MAC Coach of the Year  
Eight 20-win seasons

2013 Naismith Coach of the Year  
2013 Henry Iba Coach of the Year  
2013 Adolph Rupp Cup Coach of the Year  
2013 USBWA District IV Coach of the Year  
Six NCAA tournament appearances  
2013, 2011, 2008, 2006, 2001, 1999  
Seven postseason NIT appearances  
2012, '09, '04, '02, '97, '91, '90

Coached Shane Larkin - ACC Player of the Year, ACC Tournament MVP, USBWA All-District, Sporting News All-American, finalist for Cousy, Naismith & Wooden awards, All-ACC First Team and All-ACC Defensive Team  
Coached Durand Scott - ACC Defensive Player of the Year, ACC Tournament First Team, All-ACC Third Team

Coached George Evans, who was a three-time CAA Player of the Year, the CAA Rookie of the Year, a three-time CAA Defensive Player of the Year and on the CAA All-Defensive Team three times.

Six All-Atlantic Coast Conference selections  
Four ACC All-Tournament team selections  
Three coaches and two media ACC All-Defensive Team selections  
28 All-Colonial Athletic Conference selections  
Three AP All-America players  
Nine CAA All-Defensive Team selections  
Eight CAA All-Rookie Team selections

Three Dean Ehlers Award winners - given to the CAA player who best meets the criteria of academic achievement, leadership and community service.  
12 All-MAC Conference selections

Coached Antonio Daniels - MAC Player of the Year and MAC Freshman of the Year  
Two MAC Freshman of the Year selections  
Four MAC All-Freshman Team selections

## LARRAÑAGA YEAR-BY-YEAR

Year	School	Overall		Conference		Post-Season
		W-L	W-L	Finish		
1977-78	American International	14-13				
1978-79	American International	13-13				
1986-87	Bowling Green	15-14	10-6	3		
1987-88	Bowling Green	12-16	7-9	t-5		
1988-89	Bowling Green	13-15	6-10	t-6		
1989-90	Bowling Green	18-11	9-7	t-3		NIT 0-1
1990-91	Bowling Green	17-13	9-7	t-4		NIT 0-1
1991-92	Bowling Green	14-15	8-8	5		
1992-93	Bowling Green	11-16	8-10	t-6		
1993-94	Bowling Green	18-10	12-6	t-2		
1994-95	Bowling Green	16-11	10-8	t-5		
1995-96	Bowling Green	14-13	9-9	t-6		
1996-97	Bowling Green	22-10	13-5	t-1		NIT 0-1
1997-98	George Mason	9-18	6-10	6		
1998-99	George Mason	19-11	13-3	1		NCAA 0-1
1999-00	George Mason	19-11	12-4	t-1		
2000-01	George Mason	18-12	11-5	3		NCAA 0-1
2001-02	George Mason	19-10	13-5	2		NIT 0-1
2002-03	George Mason	16-12	11-7	4		
2003-04	George Mason	23-10	12-6	3		NIT 2-1
2004-05	George Mason	16-13	10-8	6		
2005-06	George Mason	27-8	15-3	t-1		NCAA 4-1
2006-07	George Mason	18-15	9-9	5		
2007-08	George Mason	23-11	12-6	2		NCAA 0-1
2008-09	George Mason	22-11	13-5	2		NIT 0-1
2009-10	George Mason	17-15	12-6	4		CIT 0-1
2010-11	George Mason	27-7	16-2	1		NCAA 1-1
2011-12	Miami	20-13	9-7	t-4		NIT 1-1
2012-13	Miami	29-7	15-3	1		NCAA 2-1
2013-14	Miami	17-16	7-11	10		
2014-15	Miami	10-4	0-1			
<b>Overall</b>		<b>546-374</b>	<b>297-186</b>	<b>10-14</b>		

route to three conference titles (1999, 2001, 2008). A two-time CAA Coach of the Year honoree, Larrañaga earned the accolade in 2011, leading the Patriots to a 27-7 overall record and 16-2 conference mark en route to the CAA regular-season title and their fifth NCAA Tournament appearance under his leadership. Seeded a program-best eighth in the NCAA Tournament, George Mason rallied from a double-digit deficit to defeat ninth-seeded Villanova, 61-57, before falling to overall No. 1 seed Ohio State in the third round. In 2006, Larrañaga became the first coach at a mid-major school to take his team to the Final Four in 27 years and earned an at-large berth for a CAA team for the first time in 20 years. Along the way, he led Mason to a school record in wins, the school's first national ranking, George Mason's first appearance in the Top 10 and the school's first wins over Top 10 teams.

With 29 years of head coaching experience, the native of The Bronx, N.Y., previously served as the head coach at Bowling Green for 11 seasons (1986-1997) and at Division II American International for two seasons (1977-79). His first coaching opportunity came at Davidson College, where he served as an assistant coach to Terry Holland. Davidson captured three Southern Conference regular-season championships and an NIT berth in his five years there, and he compiled a 47-12 record doubling as the freshman team coach. In 1976, he left Davidson and spent one season as player-coach for the Geronemo Basketball Club in Belgium. A 1971 graduate of Providence College with a degree in economics, Larrañaga was a four-year letterman for the Friars. As the team captain in his senior season, he led Providence to a 20-8 record and an NIT appearance. He graduated as the school's fifth all-time leading scorer with 1,258 points and was selected in the sixth round of the draft by the Detroit Pistons of the National Basketball Association. He was the team's top scorer as a sophomore and junior and was named New England's Division I Sophomore of the Year in 1969. He was inducted into the Providence College Hall of Fame in 1991.

Larrañaga, 65, and his wife, Liz, have two sons - Jay, who played for his father at Bowling Green and is an assistant coach with the Boston Celtics, and Jon, who was a member of his father's George Mason teams from 1999-2003 - and four grandchildren.





# DEANDRE BURNETT

Redshirt Freshman | Guard | 6-2 | 195

1

Miami, Fla. | Carol City HS

### Burnett Season Highs

<b>Points</b>	Season: 21, vs. Green Bay, 12/6/14 ACC: 12, vs. Virginia, 01/03/15
<b>Rebounds</b>	Season: 8, vs. Illinois, 12/2/14 ACC: 2, vs. Virginia, 01/03/15
<b>Assists</b>	Season: 4, vs. Charleston, 12/30/14 ACC:
<b>Steals</b>	Season: 2 (2x) last vs. Eastern Ky., 12/19/14 ACC:
<b>Blocked Shots</b>	Season: 1 (2x) last vs. Green Bay, 12/6/14 ACC:
<b>Field Goals</b>	Season: 8, vs. Green Bay, 12/6/14 ACC: 5, vs. Virginia, 01/03/15
<b>Field Goal Attempts</b>	Season: 16 (2x) last vs. Green Bay, 12/6/14 ACC: 9, vs. Virginia, 01/03/15
<b>Free Throws</b>	Season: 4 (2x) last vs. Charleston, 12/30/14 ACC:
<b>Free Throw Attempts</b>	Season: 6, vs. Charleston, 12/30/14 ACC: 1, vs. Virginia, 01/03/15
<b>3-Point Field Goals</b>	Season: 3 (3x) last vs. Eastern Ky., 12/19/14 ACC: 2, vs. Virginia, 01/03/15
<b>3-Point Field Goal Attempts</b>	Season: 10, vs. Illinois, 12/2/14 ACC: 5, vs. Virginia, 01/03/15
<b>Foul Disqualifications</b>	Season: ACC:
<b>Minutes</b>	Season: 33, vs. Virginia, 01/03/15 ACC: 33, vs. Virginia, 01/03/15

"There's basketball terminology to describe Deandre to a tee — two words: Bucket getter. He gets buckets. He just knows how to score." — Coach L

- Name is Deandre, but goes by Dre.
- Scorer's DNA.
- Attack mentality off the dribble.
- A pure scorer who can fill it up from deep, knock down medium range jumpers, drive to the basket, hit floaters, and also finish in transition.
- Loves the gym and working on his game; wants to be a great player.
- Coachable.
- Throws his body into gaps and creates contact. Crafty and strong.
- Possesses an array of shots — layup, floater, pull up jumper, 3-pointer.
- Max bench: 315, up 85 pounds since his arrival. 185 Bench: 20x.
- Took advantage of redshirt year, and made both himself and others better.
- 2012 Parade All-American.
- In 2013-14 scored 16 points in 22 minutes in the exhibition game, then injured wrist before regular season opener, forcing redshirt season.
- In Spain in August 2014, was the team's second-leading scorer at 14.3 ppg in four contests.
- As a high school senior, averaged 37 ppg, 5 apg and 6 rpg.
- Dropped 25 points and dished 11 assists against Hialeah, when Coach L was watching in the stands.
- Notched 45 points three times in his final prep season.
- Brother Dalvin Cook is a freshman football player at Florida State.
- Favorites: Food: Chicken Ramen Noodles. Pro athlete: Dwyane Wade. Cuban dish: Rice and beans. Quote: Only the strong survive. Ice cream: Vanilla.
- Best advice received: Never give up. Why UM: To stay close to my family in Miami. Started playing basketball: Ninth grade. Dream job: Basketball analyst. Favorite UM athlete: Sean Taylor.

**High School:** A 2012 *Parade All-American*, one of only two players from the state of Florida and one of five Atlantic Coast Conference recruits to earn the honor ... Third in the nation in scoring as a high school senior ... As a senior, averaged 37 ppg, 5 apg, and 6 rpg ... Notched 45 points three times in his final prep season ... Recorded 25 points and 11 assists in first game Coach L saw him play ... Class AA Player of the Year ... All-state ... First team Miami-Dade County ... As a junior, averaged 28 ppg ... Played for Barry Robinson at Carol City High School ... Earned varsity letters all four years ... On academic honor roll ... Played final year at Massanutten Military Academy in Virginia.

**Personal:** Name is Deandre, but goes by Dre ... Born Deandre Jammal Burnett on January 29, 1994 in Miami ... Son of Varondria Burnett and James Cook ... Brother to Dalvin, James, Daneisha, Jamiya, and Jameisha ... Brother Dalvin Cook is a freshman football player at Florida State ... Grew up a Canes fan ... Also recruited by South Carolina, Ole Miss, Marshall, Virginia, and La Salle ... Majoring in sports administration ... Played AAU for Team U ... Larranaga's third signee from the state of Florida, joining former Hurricane Shane Larkin (Dr. Phillips) and current junior Tonye Jekiri (Champagnat).

## BURNETT CAREER STATISTICS

Season	GP	GS	Min.	Avg.	3-Point			Free Throws			Rebounds				Scoring										
					FG	FGA	Pct.	FT	FTA	Pct.	Off.	Def.	Tot.	Avg.	Pts.	Avg.									
2014-15	10	0	205	20.5	33	86	.384	15	47	.319	15	23	.652	8	27	35	3.5	8	0	5	7	2	6	96	9.6

BURNETT 2014-15		TOTAL					3-PTS			FREE THROWS			REBOUNDS				PF		FO		A		TO		Blk		Stl		Pts		Avg	
Opponent	Date	GS	Min	FG	FGA	Pct	3FG	FGA	Pct	FT	FTA	Pct	Off	Def	Tot	Avg	Pf	Fo	A	To	Blk	Stl	Pts	Avg								
HOWARD	11-14-14	20	2	11	.182	1	3	.333	4	4	1.000	1	3	4	4.0	2	0	1	2	0	1	9	9.0									
at Florida	11-17-14	6	1	2	.500	0	1	.000	0	0	.000	0	0	0	2.0	0	0	0	0	0	0	2	5.5									
SOUTH ALABAMA	11-28-14	16	4	9	.444	2	4	.500	0	0	.000	1	1	2	2.0	0	0	0	0	1	0	10	7.0									
ILLINOIS	12-02-14	24	7	16	.438	3	10	.300	2	2	1.000	1	7	8	3.5	0	0	0	0	0	1	19	10.0									
GREEN BAY	12-06-14	29	8	16	.500	3	8	.375	2	4	.500	1	2	3	3.4	1	0	1	1	2	21	12.2										
SAVANNAH STATE	12-08-14	15	1	4	.250	0	1	.000	2	2	1.000	1	1	2	3.2	0	0	0	2	0	0	4	10.8									
EASTERN KENTUCKY	12-19-14	24	3	9	.333	3	8	.375	0	0	.000	1	4	5	3.4	1	0	0	1	0	2	9	10.6									
vs Providence	12-22-14	18	1	4	.250	0	2	.000	1	4	.250	2	3	5	3.6	1	0	0	1	0	0	3	9.6									
CHARLESTON	12-30-14	20	1	6	.167	1	5	.200	4	6	.667	0	4	4	3.7	1	0	4	0	0	0	7	9.3									
VIRGINIA	01-03-15	33	5	9	.556	2	5	.400	0	1	.000	0	2	2	3.5	2	0	0	0	0	0	12	9.6									



# IVAN CRUZ UCEDA

Junior | Forward | 6-10 | 237

# 33

Madrid, Spain | Harcum College (Pa.)


- First name Ivan is pronounced E-von. Born in Madrid, Spain. First language is Spanish.
- European style game; Vlade Divac type of player.
- Inside-outside threat.
- Clever player. Will beat guys with his intelligence and skill.
- Very good passer.
- Transforming his body, getting leaner and stronger. Never consistently lifted weights before coming to Miami.
- Max bench: 235. 185 Bench: 9x.
- Good instincts for offensive situations.
- Did not speak English before attending Harcum College.
- All-American (H.M.) and All-National Tournament Team at Harcum.
- Set school record for rebounds in game (29) and career (635) at Harcum.
- Averaged 14.6 points, 9.6 rebounds, 2.0 assists, 1.1 steals and 1.1 blocks per game at Harcum.
- Helped lead Harcum to the junior college national semifinals.
- Holds season record for 3-point percentage (45.5%).
- Favorites: Food: Cocido (chickpea-based stew from Madrid, Spain). Music: 80s Music, Otis Redding, Marvin Gaye. Movie: Gladiator. Book: Drazen Petrovic book. Pro athlete: Larry Bird. Cuban dish: Rice and beans with fried plantains.
- Biggest fear: Insects. Best advice received: Believe in yourself. Why UM: Coaches and location. Started playing basketball: 12 years old.

## Harcum College

Ranked No. 55 overall by ESPN ... All-American (H.M.) ... All-National Tournament Team ... Averaged 14.6 points, 9.6 rebounds, 2.0 assists, 1.1 steals and 1.1 blocks in 23.3 minutes per game in second season ... Hit 62.5 percent from field, 45.5 percent from long range and 72.4 percent at line ... Advanced to NJCAA Division I National Semifinals in Hutchinson, Kan., marking first final four appearance in school history ... In NJCAA Region XV Championship, hit 15 of team-best 21 points from behind 3-point line, making five of 10 tries, and grabbed 12 rebounds ... Set school record for rebounds in game (29) and career (635) ... Fourth-highest scorer in Harcum history with 957 points, sixth in blocked shots (76) ... Holds season record for 3-point percentage (45.5%) ... Honors Society.

## Personal

First name Ivan is pronounced E-von ... Born Oct. 24, 1991 in Madrid, Spain ... Son of Jose Gabriel Cruz and Pilar Uceda ... Brother to Maria ... Father played pro basketball for Club Deportivo Cajamadrid in Spain ... Majoring in sports management ... Attended Giner de los Rios high school ... Played basketball for Estudiantes in Spain where he averaged 12 points and seven rebounds per game ... Also played for Club Baloncesto Alcobendas, Colegio Brains, Club Baloncesto Las Rozas ... Also recruited by Marquette, Ohio State, Penn State and Villanova.



# TONYE JEKIRI

Junior | Center | 7-0 | 244

# 23

Hialeah, Fla. | Champagnat Catholic School (Fla.) | Port Harcourt, Nigeria

"Tonye is playing with a lot more confidence than he did last season" – Coach L

- Only remaining player from the 2013 ACC Championship and NCAA Sweet 16 team, after 10 graduated and one player jumped to the NBA.
- Has only played basketball for five years after moving from Nigeria to South Florida in September 2010 to begin hoops career. Previously played soccer in Africa, but his height led him to hoops.
- Gained 30 pounds from arrival on campus freshman year.
- Terrific learner who picks up concepts quickly.
- Good passer for his size.
- One of three players returning from the 2013-14 squad.
- Rebounder and shot blocker who is developing his offensive game.
- Can play with back to basket or step out for a 15-17-foot jump shot.
- 185 Bench: 14x.
- Runs the floor like a guard and has unstoppable motor. Exceptionally fast and athletically gifted for a big man.
- Saints fan because of former Hurricane Jimmy Graham.
- Second Florida recruit in Larrañaga era, following Shane Larkin.
- First time he saw snow was on a roadtrip to UMass on Dec. 1, 2012, during freshman season.
- Acclimated himself well from Nigeria to U.S. culture.
- Chose jersey number 23 because July 23 is birthday.
- Approach vertical: 37.
- Favorites: Food: Rice and chicken. Basketball movie: Love and Basketball. Sport besides basketball: Soccer.
- Why UM: The coaching staff.
- Jekiri on his arrival in the United States: "I remember I took a shower, was wondering where the water was coming from. In Africa you go fetch it with a bucket, or you see a tank that stores the water at the back of the house. Over here I was asking where the water was coming from. I kept looking because I'd been in the shower for so long and the water just kept coming out, didn't run out. That was one thing I was shocked about it."

**High School:** Rated the 17th-best center in the country by ESPN.com and No. 13 by Scout.com ... Averaged 20 points, 12 rebounds and 5 blocks per game as a senior ... Notched 45 points and 20 rebounds in regional semifinals and 18 points, 14 rebounds and six blocks in regional finals ... Led his team to the 2A state title game ... First team 2011-12 Boys Class 2A All-State Team ... First Team All-FHSAA Tournament at state championships ... Orlando Sentinel's 2011-12 All-Florida boys basketball team ... Averaged 14 points and 10 rebounds per game as a junior with Champagnat, his first year of organized hoops ... Team MVP ... Team captain ... On the AAU circuit, played for Team Breakdown ... Dominated at the Source Hoops Elite Camp and led Team Breakdown to championships in the Breakdown Hoops Festival and the Big Shots Myrtle Beach I ... Can play with his back to the basket or step out for a 10-12-foot shot ... Runs the floor like a guard and has an unstoppable motor.

**Personal:** Born July 23, 1994 in Nigeria ... Given name is Tonye Frank Jekiri (TAHN-yay Ja-KEER-EE) ... Son of Emilinia and Frank ... Brother to Tammie, Omiebi and Boma ... Majoring in sports administration ... Chose his jersey number 23 because July 23 is his birthday ... Originally from Nigeria, Jekiri moved to South Florida in September 2010 to begin his basketball career ... Previously played soccer ... Chose Miami over considerations from Virginia Tech, Clemson, Florida State, Auburn, Vanderbilt and Alabama ... Jekiri was Larrañaga's second recruit from the state of Florida, joining former Canes PG Shane Larkin from Orlando, Fla.

2013-14				2012-13			
Opposition	P	R	A	Opposition	P	R	A
St. Francis (NY)	6	9	1	at FGCU	1	2	0
Ga. Southern	2	1	0	Jacksonville	0	0	0
Texas Southern	4	4	0	Michigan State	0	2	0
at C of Charleston	6	3	0	at Massachusetts	0	0	0
UCF	2	3	0	Charlotte	0	0	0
vs Geo. Wash.	2	1	1	at UCF	3	2	0
at CS Fullerton	4	4	0	at Hawai'i	1	0	0
vs Arizona State	0	3	0	vs. Arizona	0	2	0
at Nebraska	2	7	1	vs. Indiana State	0	0	0
Virginia Tech	2	7	0	La Salle	0	1	0
at Savannah St.	4	1	1	at Georgia Tech	2	2	0
La Salle	9	7	0	at North Carolina	0	1	0
Loyola	10	4	2	Maryland	2	4	0
at Syracuse	5	3	2	at Boston College	0	1	1
at North Carolina	2	10	1	Duke	2	2	0
Florida State	2	7	1	Florida State	4	2	0
at Georgia Tech	0	3	0	at Virginia Tech	2	1	0
Duke	8	9	0	at NC State	0	2	1
Syracuse	3	5	4	Boston College	2	4	0
at Maryland	0	6	0	North Carolina	2	2	0
Norfolk State	4	2	1	at Florida State	2	2	0
Pittsburgh	3	4	0	at Clemson	0	0	0
NC State	0	4	0	Virginia	2	0	0
at Florida State	15	6	0	at Wake Forest	2	3	0
at Virginia Tech	0	3	0	Virginia Tech	4	2	0
Notre Dame	2	6	2	at Duke	2	0	0
Boston College	5	7	1	Georgia Tech	0	0	0
at Virginia	4	6	0	Clemson	2	3	0
at NC State	14	13	0	vs. Boston College	0	1	0
at Clemson	2	2	0	vs. NC State	2	3	0
Wake Forest	6	9	1	vs. North Carolina	1	1	0
vs Virginia Tech	5	12	2	vs. Pacific	6	5	0
vs NC State	6	9	1	vs. Illinois	4	2	1
				vs. Marquette	0	3	0

### Jekiri Season / Career Highs

**Points**  
Season: 13, vs. South Alabama, 11/28/14  
Career: 15, at Florida State, 2/10/14  
ACC: 15, at Florida State, 2/10/14

**Rebounds**  
Season: 16, vs. Akron, 11/21/14  
Career: 16, vs. Akron, 11/21/14  
ACC: 13, at NC State, 3/1/14

**Assists**  
Season: 8, vs. South Alabama, 11/28/14  
Career: 8, vs. South Alabama, 11/28/14  
ACC: 4, vs. Syracuse, 1/25/14

**Steals**  
Season: 2, vs. Virginia, 01/03/15  
Career: 2 (7x) last vs. Virginia, 01/03/15  
ACC: 2 (6x) last vs. Virginia, 01/03/15

**Blocked Shots**  
Season: 5, vs. South Alabama, 11/28/14  
Career: 5, vs. South Alabama, 11/28/14  
ACC: 3 (2x) last vs. Wake Forest, 3/8/14

**Field Goals**  
Season: 4 (7x), last vs. Virginia, 01/03/15  
Career: 5 (2x) last at NC State, 3/1/14  
ACC: 5 (2x) last at NC State, 3/1/14

**Field Goal Attempts**  
Season: 10, vs. Akron, 11/21/14  
Career: 10, vs. Akron, 11/21/14  
ACC: 8, vs. Virginia, 01/03/15

**Free Throws**  
Season: 5 (2x) last vs. So. Alabama, 11/28/14  
Career: 5 (3x) last vs. So. Alabama, 11/28/14  
ACC: 5, at Florida State, 2/10/14

**Free Throw Attempts**  
Season: 6, vs. South Alabama, 11/28/14  
Career: 7, at Florida State, 2/10/14  
ACC: 7, at Florida State, 2/10/14

**3-Point Field Goals**  
Season: --  
Career: --  
ACC: --

**3-Point Field Goal Attempts**  
Season: --  
Career: --  
ACC: --

**Foul Disqualifications**  
Season: 3, last vs. Virginia, 01/03/15  
Career: 5, last vs. Howard, 11/14/14  
ACC: 5, vs. Virginia, 01/03/15

**Minutes**  
Season: 39, vs. Virginia, 01/03/15  
Career: 39, vs. Virginia, 01/03/15  
ACC: 39, vs. Virginia, 01/03/15

### JEKIRI CAREER STATISTICS

Season	GP	GS	Min.	Avg.	FG	FGA	Pct.	3-Point			Free Throws			Rebounds				Scoring							
								FG	FGA	Pct.	FT	FTA	Pct.	Off.	Def.	Tot.	Avg.	PF	FO	Ast.	TO	Blk	Stl	Pts.	Avg.
2012-13	34	0	235	6.9	18	35	.514	0	0	.000	11	20	.550	28	27	55	1.6	35	0	4	11	11	7	47	1.4
2013-14	33	16	705	21.4	57	125	.456	0	0	.000	25	43	.581	67	113	180	5.5	87	5	22	31	29	21	139	4.2
2014-15	14	14	410	29.3	41	80	.513	0	0	.000	22	30	.733	39	94	133	9.5	46	3	28	21	23	7	104	7.4
TOTAL	81	30	1350	16.7	116	240	.483	0	0	.000	58	93	.624	134	234	368	4.5	168	8	54	63	63	35	290	3.6

### JEKIRI 2014-15

Opponent	Date	GS	Min	TOTAL			3-PTS			FREE THROWS			REBOUNDS				PF	FO	A	TO	Blk	Stl	Pts	Avg
				FG	FGA	Pct	3FG	FGA	Pct	FT	FTA	Pct	Off	Def	Tot	Avg								
HOWARD	11-14-14	*	26	2	6	.333	0	0	.000	2	2	1.000	5	6	11	11.0	5	1	1	1	1	1	6	6.0
at Florida	11-17-14	*	28	2	4	.500	0	0	.000	4	4	1.000	3	5	8	9.5	4	0	1	2	3	1	8	7.0
vs Drexel	11-20-14	*	29	4	9	.444	0	0	.000	0	0	.000	3	10	13	10.7	3	0	4	2	2	0	8	7.3
vs Akron	11-21-14	*	34	4	10	.400	0	0	.000	0	0	.000	7	9	16	12.0	4	0	0	2	4	0	8	7.5
vs Charlotte	11-23-14	*	36	3	5	.600	0	0	.000	5	5	1.000	2	5	7	11.0	2	0	1	0	2	0	11	8.2
at Charlotte	11-25-14	*	32	2	3	.667	0	0	.000	0	2	.000	5	8	13	11.3	5	1	1	1	1	0	4	7.5
SOUTH ALABAMA	11-28-14	*	30	4	7	.571	0	0	.000	5	6	.833	2	6	8	10.9	3	0	8	2	5	0	13	8.3
ILLINOIS	12-02-14	*	29	3	6	.500	0	0	.000	0	0	.000	3	6	9	10.6	4	0	2	1	2	0	6	8.0
GREEN BAY	12-06-14	*	29	1	2	.500	0	0	.000	0	0	.000	1	2	3	9.8	2	0	1	1	1	0	2	7.3
SAVANNAH STATE	12-08-14	*	27	4	6	.667	0	0	.000	0	2	.000	1	8	9	9.7	1	0	3	2	1	1	8	7.4
EASTERN KENTUCKY	12-19-14	*	18	0	1	.000	0	0	.000	2	2	1.000	0	6	6	9.4	2	0	0	1	0	1	2	6.9
vs Providence	12-22-14	*	35	4	7	.571	0	0	.000	4	4	1.000	3	7	10	9.4	2	0	2	3	0	1	12	7.3
CHARLESTON	12-30-14	*	18	4	6	.667	0	0	.000	0	2	.000	0	8	8	9.3	4	0	1	2	1	0	8	7.4
VIRGINIA	01-03-15	*	39	4	8	.500	0	0	.000	0	1	.000	4	8	12	9.5	5	1	3	1	0	2	8	7.4





# MANU LECOMTE

Sophomore | Guard | 5-11 | 170

Brussels, Belgium | Athene des Pagodes

# 20

### Lecomte Season Highs

#### Points

Season: 18, at Charlotte, 11/25/14  
 Career: 19, at Maryland, 1/29/14  
 ACC: 19, at Maryland, 1/29/14

#### Rebounds

Season: 4, vs. Savannah State, 12/9/14  
 Career: 5 (3x), last vs. Wake Forest, 3/8/14  
 ACC: 5 (3x), last vs. Wake Forest, 3/8/14

#### Assists

Season: 5 (2x) last vs. So. Alabama, 11/28/14  
 Career: 7, at North Carolina, 1/8/14  
 ACC: 7, at North Carolina, 1/8/14

#### Steals

Season: 2, vs. Howard, 11/14/14  
 Career: 3, vs. Wake Forest, 3/8/14  
 ACC: 3, vs. Wake Forest, 3/8/14

#### Blocked Shots

Season: --  
 Career: 1, vs. Ga. Southern, 11/11/13  
 ACC: --

#### Field Goals

Season: 7 at Charlotte, 11/25/14  
 Career: 8, at Maryland, 1/29/14  
 ACC: 8, at Maryland, 1/29/14

#### Field Goal Attempts

Season: 13 (2x) last at Charlotte, 11/25/14  
 Career: 13 (2x) last at Charlotte, 11/25/14  
 ACC: 12, at Georgia Tech, 1/18/14

#### Free Throws

Season: 6, vs. South Alabama, 11/28/14  
 Career: 6 (4x) last vs. So. Alabama, 11/28/14  
 ACC: 6 (2x) last at Georgia Tech, 1/18/14

#### Free Throw Attempts

Season: 7, vs. Illinois, 12/2/14  
 Career: 8, at North Carolina, 1/8/14  
 ACC: 8, at North Carolina, 1/8/14

#### 3-Point Field Goals

Season: 4 (2x) last vs. Savannah State, 12/9/14  
 Career: 4 (2x) last vs. Savannah State, 12/9/14  
 ACC: 3, (2x) last at NC State, 3/1/14

#### 3-Point Field Goal Attempts

Season: 10, vs. Charlotte, 11/23/14  
 Career: 10, vs. Charlotte, 11/23/14  
 ACC: 4, (2x) last at Maryland, 1/29/14

#### Foul Disqualifications

Season: --  
 Career: --  
 ACC: --

#### Minutes

Season: 36 (2x) last at Charlotte, 11/25/14  
 Career: 38, at North Carolina, 1/8/14  
 ACC: 38, at North Carolina, 1/8/14

2013-14			
Opposition	P	R	A
St. Francis (NY)	9	1	1
Ga. Southern	12	4	1
Texas Southern	12	3	4
at C of Charleston	14	4	5
UCF	0	0	2
vs Geo. Wash.	5	2	0
at CS Fullerton	4	3	1
vs Arizona State	2	1	1
at Nebraska	5	2	4
Virginia Tech	7	4	2
at Savannah State	10	2	4
La Salle	5	4	2
Loyola	6	0	3
at Syracuse	8	0	0
at North Carolina	11	3	7
Florida State	2	1	6
at Georgia Tech	16	4	3
Duke	4	0	2
Syracuse	3	0	1
at Maryland	19	0	2
Norfolk State	13	3	2
Pittsburgh	8	5	2
NC State	13	4	1
at Florida State	6	0	3
at Virginia Tech	0	0	2
Notre Dame	8	1	2
Boston College	11	3	1
at Virginia	3	5	0
at NC State	15	2	3
at Clemson	4	2	1
Wake Forest	9	5	6
vs Virginia Tech	2	2	3
vs NC State	7	0	0

- Manu Lecomte – pronounced Man-ew La-conn-t (French).
- Increased strength since arriving at UM in 2013.
- Competed in Belgium's U16, U18 and U20 championships, leading Belgian team to championship game of FIBA U20 European Championships, Division B. Named to U20 Men Division B 2014 All-Tournament Team after averaging 20.0 points, 5.0 rebounds, 3.0 assists, 1.1 steals in 30.4 minutes per game.
- Can shoot the three or pull up for jumpers.
- Max bench: 300, up 85 pounds since his arrival. 185 Bench: 18x.
- One of three players returning from the 2013-14 squad.
- Played as an amateur at the pro level in Belgium since he was 16.
- Head coach Larrañaga and assistant coach Michael Huger both played pro ball in Belgium.
- Young collegiate player, turning 18 in August of his freshman year at Miami.
- Very good shooter who averages in upper 60s in five minutes of threes drill.
- Adjusted well to American culture and has acclimated himself well to Miami.
- Did not visit campus before attending UM.
- Improved strength in short amount of time.
- Approach vertical: 35.5 | Bench max: 245 | 185 test: 11
- Very professional about his game, wants to improve, spends a lot of time working at it.
- First language is French. Mother is Cameroonian and father is Belgian.
- Played for second division Mons-Hainant Belfius in Belgium where he averaged 12.4 points, 2.8 rebounds, and 3.2 assists per game
- Favorites: Food: Spaghetti. Movie: Space Jam. Pro athlete: Tony Parker. Ice cream flavor: Strawberry.
- Biggest fear: Spiders. Best advice given: Visualize how you want to play. Why UM: Coaching staff. Started playing basketball: Age 4.

**Summer of 2014:** Led Belgian team to championship game of FIBA U20 European Championships, Division B, held in Sarajevo, Bosnia & Herzegovina ... Named to U20 Men Division B 2014 All-Tournament Team ... Averaged 20.0 points, 5.0 rebounds, 3.0 assists, 1.1 steals in 30.4 minutes per game ... In eight games, averaged 47.1 percent from the field, including 53.8 percent from 2-point range, and was 79.5 percent at the line ... Ranked second in the tournament in points per game, fourth in field goals made and free throw percentage and seventh in free throws made ... Posted a 34-point night against Belarus, also recording four assists, three steals and three rebounds in the 21-point win ... Against Cyprus hit 11-of-13 from the line ... Drained four shots from long distance in two outings ... Six or more rebounds in four games.


**Personal:** Full name is Emmanuel Lecomte ... Goes by Manu [man-ew] ... Last name pronounced La-conn-t ... Born Aug. 16, 1995 ... Son of Philippe and Marie ... Brother to Christina ... Played for second division Mons-Hainant Belfius in Belgium ... Majoring in economics ... Also played for Dexia Mons-Hainaut where he has averaged 12.4 points, 2.8 rebounds, and 3.2 assists per game ... A true point guard who can also shoot the three or pull up for jumpers ... Competed in Belgium's U16, U18 and U20 championships, most recently playing in the U18 European Championship, where he led his country in scoring with 12.0 ppg and 2.9 assists in eight outings ... Also recruited by Gonzaga, Creighton and UAB.

### LECOMTE CAREER STATISTICS

Season	GP	GS	Min.	Avg.	3-Point			Free Throws			Rebounds				Scoring										
					FG	FGA	Pct.	FT	FTA	Pct.	Off.	Def.	Tot.	Avg.	PF	FO	Ast.	TO	Blk	Stl	Pts.	Avg.			
2013-14	33	17	924	28.0	85	200	.425	27	68	.397	56	72	.778	23	47	70	2.1	63	0	77	58	1	21	253	7.7
2014-15	14	14	373	26.6	47	100	.470	26	60	.433	13	15	.867	7	16	23	1.6	24	0	26	16	0	7	133	9.5
<b>TOTAL</b>	<b>47</b>	<b>31</b>	<b>1297</b>	<b>27.6</b>	<b>132</b>	<b>300</b>	<b>.440</b>	<b>53</b>	<b>128</b>	<b>.414</b>	<b>69</b>	<b>87</b>	<b>.793</b>	<b>30</b>	<b>63</b>	<b>93</b>	<b>2.0</b>	<b>87</b>	<b>0</b>	<b>103</b>	<b>74</b>	<b>1</b>	<b>28</b>	<b>386</b>	<b>8.2</b>

LECOMTE 2014-15		TOTAL				3-PTS			FREE THROWS			REBOUNDS												
Opponent	Date	GS	Min	FG	FGA	Pct	3FG	FGA	Pct	FT	FTA	Pct	Off	Def	Tot	Avg	PF	FO	A	TO	Blk	Stl	Pts	Avg
HOWARD	11-14-14	*	21	5	9	.556	3	6	.500	1	1	1.000	1	1	2	2.0	4	0	3	1	0	2	14	14.0
at Florida	11-17-14	*	22	1	3	.333	1	3	.333	0	0	.000	0	1	1	1.5	4	0	1	3	0	0	3	8.5
vs Drexel	11-20-14	*	34	6	9	.667	3	5	.600	0	0	.000	1	2	3	2.0	0	0	1	1	0	0	15	10.7
vs Akron	11-21-14	*	32	5	6	.833	2	3	.667	0	0	.000	1	0	1	1.8	2	0	5	0	0	0	12	11.0
vs Charlotte	11-23-14	*	36	6	13	.462	3	10	.300	0	0	.000	0	0	0	1.4	0	0	2	0	0	1	15	11.8
at Charlotte	11-25-14	*	36	7	13	.538	4	5	.800	0	0	.000	1	0	1	1.3	1	0	1	2	0	1	18	12.8
SOUTH ALABAMA	11-28-14	*	28	3	6	.500	2	3	.667	6	6	1.000	1	2	3	1.6	1	0	5	0	0	1	14	13.0
ILLINOIS	12-02-14	*	35	4	8	.500	2	5	.400	5	7	.714	2	1	3	1.8	3	0	1	0	0	0	15	13.3
GREEN BAY	12-06-14	*	17	0	2	.000	0	1	.000	0	0	.000	0	0	0	1.6	2	0	0	3	0	1	0	11.8
SAVANNAH STATE	12-08-14	*	32	5	7	.714	4	6	.667	1	1	1.000	0	4	4	1.8	2	0	0	3	0	0	15	12.1
EASTERN KENTUCKY	12-19-14	*	33	3	9	.333	1	5	.200	0	0	.000	0	2	2	1.8	1	0	3	1	0	0	7	11.6
vs Providence	12-22-14	*	15	0	5	.000	0	4	.000	0	0	.000	0	0	0	1.7	1	0	1	1	0	0	0	10.7
CHARLESTON	12-30-14	*	22	2	7	.286	1	3	.333	0	0	.000	0	3	3	1.8	1	0	2	1	0	1	5	10.2
VIRGINIA	01-03-15	*	10	0	3	.000	0	1	.000	0	0	.000	0	0	0	1.6	2	0	1	0	0	0	0	9.5





# KAMARI MURPHY

Junior | Forward | 6-9 | 216

# 21

Brooklyn, N.Y. | Oklahoma State | IMG | Lincoln HS

- Transferred from Oklahoma State in fall of 2014. Sitting out 2014-15 season due to NCAA transfer rules.
- Explosive athlete with pogo-stick type hops.
- Takes pride in defense - can guard positions 1-5.
- Treats practice like games, competing hard and wanting to win drills.
- Focused on increasing skill level to become a consistent perimeter shooter and gain a proficient inside-outside game.
- Led Cowboys in total rebounds and total blocks as a sophomore.
- Spent post-graduate year at IMG Academy in Bradenton, Fla.
- Graduated from Lincoln High School in Brooklyn, N.Y., same school that produced Stephon Marbury, Sebastian Telfair and Lance Stephenson.
- Also played football for two seasons in high school.
- Favorites: Food: Baked mac and cheese. Movies: Gone in 60 Seconds and Friday Night Lights. Pro athlete: LeBron James, Tiger Woods. Advice received: Life is not a sprint, it is a marathon. Ice cream flavor: Strawberry.
- Biggest fear: Bugs. Why UM: Coach L. Started playing basketball: Age 10.

### As a Sophomore at Oklahoma State (2013-14)

Led Cowboys in total rebounds pulling down 199 for the season, as well as blocks with total of 40, despite missing the season opener vs MVSU ... Pulled down six rebounds and blocked two shots in first game of the season vs. Utah Valley ... Grabbed six rebounds and blocked career high four shots vs. Delaware State ... Recorded first career double-double with 10 points and 10 rebounds at Texas ... Scored season high 12 points at Kansas ... Established career high with three steals and matched career high with four blocked shots vs. Texas ... Recorded second 10-point, eight-rebound effort of season against Robert Morris ... Perfect 5-of-5 from floor for 10 points vs. Louisiana Tech ... Ten points and eight rebounds vs. Butler ... Seven points, six boards and two shots vs. Arkansas-Pine Bluff ... Grabbed team-leading, season high 13 rebounds vs. Oklahoma (2/15) ... Eighth in blocks per game (1.3 bpg) and 15th in rebounding in Big 12.

### As a Freshman at Oklahoma State (2012-13)

Grabbed six rebounds in semifinal game against Kansas State at Big 12 Championship ... Scored eight points, including six in first half, and grabbed four boards against Baylor ... Extremely efficient at Kansas, scoring four points, grabbing five rebounds and dishing out an assist in eight minutes ... Came off bench last five games after starting first 15 contests of season ... Career-high six trips to charity stripe vs Texas Tech ... Dished out career-best three assists vs TCU ... Scored 12 points against Tennessee Tech ... Scored career-high 13 points at Virginia Tech ... Recorded first collegiate double-figure rebounding game with career-high 10 boards vs sixth-ranked N.C. State ... Started first game as collegian in season opener against UC Davis ... Blocked four shots against the Aggies, tying for ninth-most by a Cowboy freshman in school history.

### High School

Ranked No. 10 on HoopScoop's list of top fifth-year players in 2012 ... Spent post-graduate year at IMG Academy in Bradenton, Fla., and was starting forward for IMG ... Averaged 20 points, 10 rebounds and three assists for team that finished 28-2 against prep schools and was ranked among the top-five nationally ... Graduated from Lincoln High School in Brooklyn, N.Y. -- same school that produced Stephon Marbury, Sebastian Telfair and Lance Stephenson ... Team captain junior and senior seasons under head coach Dwayne Marton ... Averaged 17 points and more than 10 rebounds per game as senior ... Helped lead Railsplitters to PSAL Class-AA title game as senior and Brooklyn regular-season crown and borough title ... Ranked as No. 6 player in state of New York in 2011 according to HoopScoop ... Listed as one of four "standout players" at Super 16 Showcase in Hartford, Conn., in July of 2011 ... Also played football for two seasons in high school ... Recruited by UConn, Miami, Missouri, Louisville, Virginia, Virginia Tech, St. Johns, Rutgers, Florida and Florida State out of high school.

### Personal


Born Kamari Michael Murphy on Dec. 14, 1993 ... Son of Michael Murphy and Kemel and Kaheem Draper ... Second oldest of six boys: Jacori, Kusamae, Maalik, Mikwan and Kieron ... Enjoys swimming, playing volleyball and football, and playing video games in his spare time.

2013-14				2012-13			
Opposition	P	R	A	Opposition	P	R	A
Utah Valley	2	6	1	UC Davis	7	6	0
Arkansas-Pine-Bluff	7	6	0	vs Akron	1	6	0
Memphis	5	7	1	vs Tennessee	4	7	1
at USF	0	5	2	vs NC State	4	10	1
vs Purdue	6	6	0	Portland State	9	5	0
vs Butler	10	8	2	at Virginia Tech	13	5	1
vs Memphis	6	6	0	USF	8	7	2
South Carolina	8	7	0	Missouri State	4	9	2
vs Louisiana Tech	10	3	1	Central Arkansas	9	7	1
Delaware State	5	7	1	UT Arlington	2	1	0
vs Colorado	4	5	0	Tennessee Tech	12	5	2
Robert Morris	10	8	3	Gonzaga	0	1	0
at Kansas State	2	3	1	at Kansas State	6	1	0
Texas	4	5	1	TCU	4	6	3
at West Virginia	7	5	0	at Oklahoma	0	3	0
TCU	8	8	0	Texas Tech	5	5	2
at Kansas	12	1	1	at Baylor	0	0	0
West Virginia	0	2	0	West Virginia	0	0	0
at Oklahoma	4	9	2	Iowa State	0	1	0
Baylor	9	5	0	at Kansas	4	5	1
Iowa State	7	6	0	Baylor	8	4	1
at Texas Tech	4	6	1	at Texas	5	6	1
at Texas	10	10	0	at Texas Tech	4	4	0
Oklahoma	7	13	1	Oklahoma	2	4	0
at Baylor	3	9	2	Kansas	0	0	0
Texas Tech	10	6	2	at West Virginia	2	2	1
at TCU	6	11	1	at TCU	2	1	0
Kansas	8	4	0	Texas	1	4	0
Kansas State	4	6	0	at Iowa State	2	2	1
at Iowa State	6	9	0	Kansas State	0	1	0
vs Texas Tech	2	1	0	vs Baylor	2	0	1
vs Kansas	6	6	0	vs Kansas State	2	6	0
vs Gonzaga	8	8	0	Oregon	4	6	0

### Murphy Season / Career Highs

<b>Points</b>	Career: 13 at Virginia Tech, 12/1/12
<b>Rebounds</b>	Career: 13 vs. Oklahoma, 2/15/14
<b>Assists</b>	Career: 3 (2x) last vs. Robert Morris, 12/30/13
<b>Steals</b>	Career: 3 vs. Texas, 1/8/14
<b>Blocked Shots</b>	Career: 4 (3x) last vs. Texas, 1/8/14
<b>Field Goals</b>	Career: 6 at Virginia Tech, 12/1/12
<b>Field Goal Attempts</b>	Career: 11 vs. Gonzaga, 3/21/14
<b>Free Throws</b>	Career: 4 (2x) last vs. Kansas State, 3/3/14
<b>Free Throw Attempts</b>	Career: 6 vs. Texas Tech, 1/19/13
<b>3-Point Field Goals</b>	Career: 1 (2x) last vs. Central Ark., 12/16/12
<b>3-Point Field Goal Attempts</b>	Career: 1 (4x) last vs. Central Ark., 12/16/12
<b>Foul Disqualifications</b>	Career: 12 total
<b>Minutes</b>	Career: 41 at Iowa State, 3/8/14

Season	MURPHY OKLAHOMA STATE STATISTICS			3-Point			Free Throws			Rebounds				Scoring											
	GP	GS	Min.	Avg.	FG	FGA	Pct.	FG	FGA	Pct.	Off.	Def.	Tot.	Avg.	PF	F0	Ast.	T0	Blk	Stl	Pts.	Avg.			
2012-13	33	15	596	18.1	53	115	.461	2	4	.500	18	35	.514	52	78	130	3.9	73	2	21	35	20	8	126	3.8
2013-14	33	21	855	25.9	82	153	.536	0	0	.000	36	63	.571	63	144	207	6.3	113	10	23	38	41	17	200	6.1
Totals	66	36	1451	22.0	135	268	.504	2	4	.500	54	98	.551	115	222	337	5.1	186	12	44	73	61	25	326	4.9



# JA'QUAN NEWTON

Freshman | Guard | 6-2 | 185

0

Philadelphia, Pa. | Neumann-Goretti HS

### Newton Season Highs

- Points**  
Season: 8, vs. Howard, 11/14/14  
ACC:
- Rebounds**  
Season: 2 (2x) last vs. Eastern Ky., 12/19/14  
ACC: 1, vs. Virginia, 01/03/15
- Assists**  
Season: 3 (4x), last vs. Eastern Ky., 12/19/14  
ACC: 1, vs. Virginia, 01/03/15
- Steals**  
Season: 1 (5x), last vs. Providence, 12/22/14  
ACC:
- Blocked Shots**  
Season: 1, vs. Eastern Ky., 12/19/14  
ACC:
- Field Goals**  
Season: 2 (3x) last vs. So. Alabama, 11/28/14  
ACC:
- Field Goal Attempts**  
Season: 5, vs. Akron, 11/21/14  
ACC: 2, vs. Virginia, 01/03/15
- Free Throws**  
Season: 6, vs. Howard, 11/14/14  
ACC:
- Free Throw Attempts**  
Season: 7, vs. Charleston, 12/30/14  
ACC:
- 3-Point Field Goals**  
Season:  
ACC:
- 3-Point Field Goal Attempts**  
Season:  
ACC:
- Foul Disqualifications**  
Season:  
ACC:
- Minutes**  
Season: 19 (3x) last vs. Eastern Ky., 12/19/14  
ACC: 5, vs. Virginia, 01/03/15

"One of the things about Ja'Quan, is that he played in a very competitive league in high school and is versatile, so he can play with a lot of different types of guys. He knows how to score." – Coach L

- Competitor with a real feel for the game. Fearless and relentless. Passionate and energetic.
- Knack for getting in the lane off the dribble, then makes good decisions in the lane: floater, pass, dribble.
- Improved defensively and can play multiple positions, on and off of the ball.
- Getting stronger daily.
- Tremendous ability to finish 8-feet and in. Working to become a better 3-point shooter.
- Max bench: 236, up 60 pounds since his arrival. 185 Bench: 7x.
- Ranked No. 58 in ESPN's Top 100.
- Ranked No. 1 in the state and is the 12th-best PG in the country by ESPN.
- Scored 1,972 career points in high school.
- Leading scorer in both the history of the Catholic School League in Philadelphia and in Neumann-Goretti history. Owns three PIAA state titles.
- Mother passed away March 2014 after 3-year battle with breast cancer, one day prior to state championship game in which Newton scored 33 points.
- Played on Cherashore Playground basketball court at 10th and Olney in Philadelphia. Played in the Chosen League.
- Dad, Joe Newton, was NABC Division II national player of the year out of the University of Central Oklahoma.
- Favorites: Food: Fried chicken. Movie: Friday. Pro athlete: LeBron James. Subject in school: Math. Ice cream flavor: Vanilla. Cartoon: Tom and Jerry. Player when I was a kid: Allen Iverson.
- Why UM: Style of play and city of Miami. Ideal job after hoops: Coach.


**High School:** Ranked No. 58 in ESPN's Top 100 ... Ranked No. 1 in the state and is the 12th-best PG in the country by ESPN ... Catholic League MVP ... All-Catholic First Team ... Led team with 21.7 points Scored 1,972 career points in high school ... Guided the Saints to 22-4 record and sixth-straight Catholic League Championship ... Scored 15 of his 23 points in second half to seal the victory ... Started four-straight years in Catholic League Championship game ... Leading scorer in both the history of the Catholic School League in Philadelphia and in Neumann-Goretti history ... Secured a double-double with 14 points and 10 rebounds in first round of the Pennsylvania Interscholastic Athletic Association playoffs ... Scored 33 points and go-ahead bucket in overtime to win PIAA Class AAA Championship ... Consensus Top 60 player ... Averaged 18.0 points as a junior.

**Personal:** Born Ja'Quan Naasir Newton on August 23, 1995 in Philadelphia ... Son of the late Lisa Brown, and Joe Newton ... Brother to Cary Rudd and Miing Newton ... Mother passed away March 2014 after 3-year battle with breast cancer, one day prior to state championship game in which Newton scored 33 points ... NBPA Top 100 Camp ... LeBron James Skills Academy ... Played AAU ball for Team Final, the same squad as Miami teammate Davon Reed ... Also recruited by UCLA, Texas A&M and Minnesota.

## NEWTON CAREER STATISTICS

Season	GP	GS	Min.	Avg.	3-Point			Free Throws			Rebounds				Scoring										
					FG	FGA	Pct.	FT	FTA	Pct.	Off.	Def.	Tot.	Avg.	Pf	FO	Ast.	TO	Blk	Stl	Pts.	Avg.			
2014-15	14	0	164	11.7	12	29	.414	0	1	.000	21	31	.677	2	9	11	0.8	12	0	16	11	1	5	45	3.2

NEWTON 2014-15		TOTAL					3-PTS			FREE THROWS			REBOUNDS				PF			FO			A		TO		Blk		Stl		Pts		Avg	
Opponent	Date	GS	Min	FG	FGA	Pct	3FG	FGA	Pct	FT	FTA	Pct	Off	Def	Tot	Avg	Pf	FO	A	TO	Blk	Stl	Pts	Avg										
HOWARD	11-14-14	16	1	2	.500	0	0	.000	6	6	1.000	0	0	0	0.0	2	0	0	0	0	0	0	8	8.0										
at Florida	11-17-14	12	2	3	.667	0	0	.000	1	2	.500	0	1	1	0.5	0	0	3	1	0	0	5	6.5											
vs Drexel	11-20-14	19	2	3	.667	0	0	.000	3	3	1.000	0	1	1	0.7	1	0	3	4	0	1	7	6.7											
vs Akron	11-21-14	19	1	5	.200	0	0	.000	2	4	.500	0	0	0	0.5	0	0	1	0	0	1	4	6.0											
vs Charlotte	11-23-14	14	1	3	.333	0	0	.000	1	4	.250	1	2	3	1.0	0	0	3	2	0	1	3	5.4											
at Charlotte	11-25-14	7	0	1	.000	0	0	.000	0	0	.000	0	0	0	0.8	2	0	0	0	0	0	0	4.5											
SOUTH ALABAMA	11-28-14	17	2	3	.667	0	0	.000	1	2	.500	0	1	1	0.9	1	0	0	1	0	0	5	4.6											
ILLINOIS	12-02-14	5	0	0	.000	0	0	.000	0	0	.000	0	2	2	1.0	2	0	1	0	0	0	0	4.0											
GREEN BAY	12-06-14	4	0	2	.000	0	1	.000	0	0	.000	0	0	0	0.9	0	0	0	1	0	0	0	3.6											
SAVANNAH STATE	12-08-14	6	1	1	1.000	0	0	.000	0	0	.000	0	0	0	0.8	0	0	0	0	0	1	2	3.4											
EASTERN KENTUCKY	12-19-14	19	0	1	.000	0	0	.000	2	2	1.000	1	1	2	0.9	2	0	3	0	1	0	2	3.3											
vs Providence	12-22-14	9	1	2	.500	0	0	.000	1	1	1.000	0	0	0	0.8	0	0	1	1	0	1	3	3.3											
CHARLESTON	12-30-14	12	1	1	1.000	0	0	.000	4	7	.571	0	0	0	0.8	1	0	0	0	0	0	6	3.5											
VIRGINIA	01-03-15	5	0	2	.000	0	0	.000	0	0	.000	0	1	1	0.8	1	0	1	1	0	0	0	3.2											



# JAMES PALMER

Freshman | Guard | 6-5 | 200

# 12

Washington, D.C. | St. John's College HS

### Palmer Season Highs

<b>Points</b>	Season: 12, vs. Charlotte, 11/23/14 ACC:
<b>Rebounds</b>	Season: 4, vs. South Alabama, 11/28/14 ACC:
<b>Assists</b>	Season: 3 (2x) last vs. Charleston, 12/30/14 ACC: 1, vs. Virginia, 01/03/15
<b>Steals</b>	Season: 1 (3x) last vs. Savannah State, 12/9/14 ACC:
<b>Blocked Shots</b>	Season: 1 (5x) last vs. Charleston, 12/30/14 ACC:
<b>Field Goals</b>	Season: 5, vs. Charlotte, 11/23/14 ACC:
<b>Field Goal Attempts</b>	Season: 9, at Florida, 11/17/14 ACC: 2, vs. Virginia, 01/03/15
<b>Free Throws</b>	Season: 1, at Charlotte, 11/25/14 ACC:
<b>Free Throw Attempts</b>	Season: 2 (2x) last vs. Charleston, 12/30/14 ACC:
<b>3-Point Field Goals</b>	Season: 2 (5x) last vs. Charlotte, 11/23/14 ACC:
<b>3-Point Field Goal Attempts</b>	Season: 5, vs. Howard, 11/14/14 ACC: 1, vs. Virginia, 01/03/15
<b>Foul Disqualifications</b>	Season: -- ACC:
<b>Minutes</b>	Season: 27, at Florida, 11/17/14 ACC: 6, vs. Virginia, 01/03/15

*"Not necessarily as a freshman, but during the course of his career he could be one of our best players. James has size, he has skill, can pass, dribble, shoot, can shoot threes. He's very good. As he matures he's going to be a terrific player." – Coach L*

- Intelligent with a high basketball IQ after playing at a high level in high school and AAU due to good coaching.
- Maturing physically and growing into his long limbs.
- Young player - turned 18 in late July, prior to freshman year.
- Can play positions 1-4.
- Makes tough left- and right-handed layups.
- Good pull-up jumper and can make 3-pointers.
- Max bench: 240, up 35 pounds since his arrival. 185 Bench: 7x.
- In Spain in August 2014, shot team best 68 percent from the floor and hit 57 percent (8-15) from distance en route to 11.5 ppg.
- Enjoys life and has a good sense of humor.
- Ranked No. 1 player in the D.C. region, by ESPN.
- Played AAU ball for Team Takeover.
- Favorites: Food: Shrimp. Movie: Friday. Pro athletes: Kobe Bryant and Michael Jordan. Ice cream: Cookies and cream.
- Best advice received: Stay humble, stay hungry. Why UM: Great coaches, playing style and weather. Started playing basketball: Age 7.

**High School:** Ranked No. 1 player in the D.C. region, by ESPN ... Senior year averaged team-high 15.7 points per game ... Played in D.C. State Athletic Association semifinal ... Led Cadets to 27-4 record ... Helped squad to a 20-win season by averaging 12 points, five rebounds and two assists as a junior ... First team all-conference ... Team captain ... Coached by Sean McAlloon at St. John's College HS.

**Personal:** Born James Alfred Palmer, Jr., on July 31, 1996 in Washington, D.C. ... Son of Diane McFadden and the late James Palmer, Sr. ... Brother to Tijree and Tijisha ... Played AAU ball for Team Takeover ... Also recruited by Memphis, Wake Forest, Rutgers, Cincinnati and Maryland.

### PALMER CAREER STATISTICS

Season	GP	GS	Min.	Avg.	FG			3-Point			Free Throws			Rebounds				PF			FO			Ast.			TO			Blk			Stl			Pts.		Avg.
					FG	FGA	Pct.	FG	FGA	Pct.	FT	FTA	Pct.	Off.	Def.	Tot.	Avg.	Pf	Fo	Ast.	To	Blk	Stl	Pts.	Avg.													
2014-15	14	0	226	16.1	23	53	.434	11	29	.379	1	5	.200	5	12	17	1.2	11	0	14	16	5	3	58	4.1													

PALMER 2014-15		TOTAL						3-PTS			FREE THROWS			REBOUNDS				PF			FO			Ast.			Pts		Avg
Opponent	Date	GS	Min	FG	FGA	Pct	3FG	FGA	Pct	FT	FTA	Pct	Off	Def	Tot	Avg	Pf	Fo	A	TO	Blk	Stl	Pts	Avg					
HOWARD	11-14-14		18	2	5	.400	2	5	.400	0	0	.000	0	2	2	2.0	1	0	2	2	1	1	6	6.0					
at Florida	11-17-14		27	4	9	.444	2	3	.667	0	0	.000	0	0	0	1.0	2	0	0	3	0	0	10	8.0					
vs Drexel	11-20-14		12	2	3	.667	2	2	1.000	0	0	.000	0	0	0	0.7	0	0	0	0	0	0	6	7.3					
vs Akron	11-21-14		23	3	5	.600	2	4	.500	0	0	.000	1	2	3	1.3	1	0	0	3	1	0	8	7.5					
vs Charlotte	11-23-14		23	5	7	.714	2	3	.667	0	0	.000	1	1	2	1.4	0	0	1	1	0	1	12	8.4					
at Charlotte	11-25-14		21	1	4	.250	0	2	.000	1	2	.500	0	2	2	1.5	2	0	0	2	1	0	3	7.5					
SOUTH ALABAMA	11-28-14		23	3	7	.429	0	3	.000	0	1	.000	2	2	4	1.9	0	0	3	0	1	0	6	7.3					
ILLINOIS	12-02-14		9	0	2	.000	0	1	.000	0	0	.000	0	0	0	1.6	0	0	0	0	0	0	6.4						
GREEN BAY	12-06-14		16	0	2	.000	0	1	.000	0	0	.000	0	0	0	1.4	2	0	2	1	0	0	5.7						
SAVANNAH STATE	12-08-14		11	1	2	.500	0	1	.000	0	0	.000	1	0	1	1.4	0	0	0	2	0	1	2	5.3					
EASTERN KENTUCKY	12-19-14		4	0	0	.000	0	0	.000	0	0	.000	0	1	1	1.4	0	0	0	1	0	0	4.8						
vs Providence	12-22-14		8	0	0	.000	0	0	.000	0	0	.000	0	0	0	1.3	3	0	2	1	0	0	4.4						
CHARLESTON	12-30-14		25	2	5	.400	1	3	.333	0	2	.000	0	2	2	1.3	0	0	3	0	1	0	5	4.5					
VIRGINIA	01-03-15		6	0	2	.000	0	1	.000	0	0	.000	0	0	0	1.2	0	0	1	0	0	0	4.1						



# DAVON REED

Sophomore | Guard | 6-6 | 208

# 5

Ewing, N.J. | Princeton Day School (N.J.)

"I really like the progress he's made. Everything he did last year he's doing better." – Coach L

- Focused. Structured. Determined. Competitive. True student of the game. Will do whatever it takes to win.
- A 3 guard who played out of position at the point his freshman season for Miami.
- One of three players returning from the 2013-14 squad.
- Can guard multiple positions, has long arms and a fierce tenacity.
- Mostly a catch-and-shoot guy.
- Improved both his ability to attack the basket and his layup-making skills.
- Improved bench 175 to 250 pounds in four months as a freshman.
- Good student. Professional approach to life and everything he does. Mature for his age.
- Approach vertical: 40.5 | Bench max: 250 | 185 test: 15x.
- Four-star swingman listed as a Top 100 player (No. 97) by Rivals.com and No. 78 in the Class of 2013 by ESPN
- Third-best talent in New Jersey and 18th best nationally at the shooting guard position, according to ESPN.com.
- Kevin Durant Skills Academy. McDonald's All-American candidate.
- 2,000 point scorer. Averaged 24 points and 10 rebounds as a senior.
- Youth Role Model Award from Join-Effort Princeton for both dedication to his community and excellence in his personal life.
- Favorites: Food: Italian. Movie: I am Legend. Book: Great Gatsby. Pro athlete: LeBron James. Quote: Dreams don't work unless you do. Subject in school: Science. Ice cream flavor: Chocolate chip cookie dough. Cuban dish: Pechuga de pollo (chicken breast).
- Best advice received: Do what makes you happy. Why UM: ACC basketball, Coach L and sunny south Florida. Started playing basketball: Age 5.

**As a Sophomore (2014-15):** Underwent surgery on left lower extremity Sept. 4 after being injured Sept. 2 ... Expected to be sidelined until January, but returned Dec. 6 against Green Bay.

**High School:** Four-star swingman listed as a Top 100 player (No. 97) by Rivals.com and No. 78 in the Class of 2013 by ESPN ... Third-best talent in New Jersey and 18th best nationally at the shooting guard position, according to ESPN.com ... Rivals ranks him as 24th among shooting guards ... Kevin Durant Skills Academy ... 2,000 point scorer ... Averaged 24 points and 10 rebounds as a senior ... McDonald's All-American candidate ... Prep B Player of the Year in New Jersey ... All-area player of the year twice ... Averaged 27 points and nine rebounds per game for Princeton Day School (N.J.) junior season ... Coached by Paris McClean ... Youth Role Model Award from Join-Effort Princeton for both dedication to his community and excellence in his personal life.

**Personal:** Name is pronounced Day-von ... Born Davon Malcolm Reed on June 11, 1995 ... Son of David and Rose Reed ... Brother to Miles ... Majoring in sports administration ... Played AAU ball with Team Final ... Chose Miami over offers from Wake Forest, Cincinnati, Xavier and Memphis ... Student-Athlete Advisory Committee representative at UM ... Book Buster (3.0 spring semester GPA) ... Athletic Director's Honor Roll (3.2 spring semester GPA) ... Dean's List (3.5 spring semester GPA) ... ACC Honor Roll.

2013-14			
Opposition	P	R	A
St. Francis (NY)	3	1	0
Ga. Southern	7	1	2
Texas Southern	11	3	3
at C of Charleston	3	2	3
UCF	17	5	1
vs Geo. Wash.	6	2	2
at CS Fullerton	9	3	2
vs Arizona State	19	1	2
at Nebraska	5	2	2
Virginia Tech	10	5	0
at Savannah State	8	1	1
La Salle	8	0	4
Loyola	8	2	7
at Syracuse	5	0	1
at North Carolina	0	2	0
Florida State	0	1	0
at Georgia Tech	3	0	0
Duke	2	2	0
Syracuse	16	2	0
at Maryland	6	1	1
Norfolk State	4	4	1
Pittsburgh	4	3	1
NC State	3	1	1
at Florida State	7	2	2
at Virginia Tech	5	2	0
Notre Dame	12	3	0
Boston College	0	0	0
at Virginia	2	1	0
at NC State	5	0	0
at Clemson	3	1	0
Wake Forest	3	1	1
vs Virginia Tech	14	1	0
vs NC State	9	0	1

### Reed Season/Career Highs

**Points**  
 Season: 7, vs. Eastern Kentucky, 12/19/14  
 Career: 19 vs. Arizona State, 12/1/13  
 ACC: 16, vs. Syracuse, 1/25/14

**Rebounds**  
 Season: 5, vs. Charleston, 12/30/14  
 Career: 5 (3x) last vs. Charleston, 12/30/14  
 ACC: 5, vs. Virginia Tech, 12/8/13

**Assists**  
 Season: 4, vs. Charleston, 12/30/14  
 Career: 7, vs. Loyola, 12/30/13  
 ACC: 2, at Florida State, 2/10/14

**Steals**  
 Season: 2, vs. Savannah State, 12/9/14  
 Career: 2 (4x) last vs. Loyola, 12/30/13  
 ACC: 1 (5x) last at Virginia, 2/26/14

**Blocked Shots**  
 Season: 1, vs. Providence, 12/22/14  
 Career: 1 (5x) last vs. Providence, 12/22/14  
 ACC: 1 (2x) last at Florida State, 2/10/14

**Field Goals**  
 Season: 2, vs. Charleston, 12/30/14  
 Career: 7, vs. UCF, 11/21/13  
 ACC: 5, vs. Syracuse, 1/25/14

**Field Goal Attempts**  
 Season: 3 (2x) last vs. Providence, 12/22/14  
 Career: 12, at Gal State Fullerton, 11/29/13  
 ACC: 10 (2x) last vs. Notre Dame, 2/19/14

**Free Throws**  
 Season: 4, vs. Eastern Kentucky, 12/19/14  
 Career: 5, vs. Loyola, 12/30/13  
 ACC: 4, vs. Notre Dame, 2/19/14

**Free Throw Attempts**  
 Season: 4, vs. Eastern Kentucky, 12/19/14  
 Career: 6, vs. Arizona State, 12/1/13  
 ACC: 4 (2x) last vs. Notre Dame, 2/19/14

**3-Point Field Goals**  
 Season: 1, vs. Eastern Kentucky, 12/19/14  
 Career: 5, vs. Arizona State, 12/1/13  
 ACC: 3, vs. Syracuse, 1/25/14

**3-Point Field Goal Attempts**  
 Season: 3, vs. Providence, 12/22/14  
 Career: 8, vs. Arizona State, 12/1/13  
 ACC: 6, at Virginia Tech, 2/15/14

**Foul Disqualifications**  
 Season: --  
 Career: --  
 ACC: --

**Minutes**  
 Season: 18 (2x) last vs. Charleston, 12/30/14  
 Career: 36 (2x) last vs. Arizona State, 12/1/13  
 ACC: 32, vs. Virginia Tech, 12/8/13

### REED CAREER STATISTICS

Season	GP	GS	Min.	Avg.	FG			3-Point			Free Throws			Rebounds				Scoring							
					FG	FGA	Pct.	FG	FGA	Pct.	FT	FTA	Pct.	Off.	Def.	Tot.	Avg.	PF	FO	Ast.	TO	Blk	Stl	Pts.	Avg.
2013-14	33	10	683	20.7	71	207	.343	40	112	.357	35	53	.660	12	43	55	1.7	55	0	38	44	4	16	217	6.6
2014-15	6	0	82	13.7	4	12	.333	2	7	.286	6	7	.857	4	9	13	2.2	10	0	7	5	1	3	16	2.7
<b>TOTAL</b>	<b>39</b>	<b>10</b>	<b>765</b>	<b>19.6</b>	<b>75</b>	<b>219</b>	<b>.342</b>	<b>42</b>	<b>119</b>	<b>.353</b>	<b>41</b>	<b>60</b>	<b>.683</b>	<b>16</b>	<b>52</b>	<b>68</b>	<b>1.7</b>	<b>65</b>	<b>0</b>	<b>45</b>	<b>49</b>	<b>5</b>	<b>19</b>	<b>233</b>	<b>6.0</b>

### REED 2014-15

Opponent	Date	GS	Min	TOTAL			3-PTS			FREE THROWS			REBOUNDS				PF	FO	A	TO	Blk	Stl	Pts	Avg
				FG	FGA	Pct	3FG	FGA	Pct	FT	FTA	Pct	Off	Def	Tot	Avg								
GREEN BAY	12-06-14	8	0	1	.000	0	0	.000	0	0	.000	0	0	0	0	0	0	0	0	0	1	0	0.0	
SAVANNAH STATE	12-08-14	14	0	2	.000	0	1	.000	0	0	.000	0	1	1	0.5	1	0	1	0	0	2	0	0.0	
EASTERN KENTUCKY	12-19-14	18	1	3	.333	1	2	.500	4	4	1.000	2	2	4	1.7	2	0	0	3	0	0	7	2.3	
vs Providence	12-22-14	10	0	3	.000	0	3	.000	0	0	.000	0	2	2	1.8	3	0	2	0	1	0	0	1.8	
CHARLESTON	12-30-14	18	2	2	1.000	0	0	.000	1	1	1.000	2	3	5	2.4	1	0	4	0	0	0	5	2.4	
VIRGINIA	01-03-15	14	1	1	1.000	1	1	1.000	1	2	.500	0	1	1	2.2	1	0	0	1	0	0	4	2.7	





# OMAR SHERMAN

Freshman | Forward | 6-8 | 260

# 22

Duncanville, Texas | Duncanville HS

### Sherman Season Highs

<b>Points</b>	Season: 13 (3x) last vs. Virginia, 01/03/15 ACC: 13, vs. Virginia, 01/03/15
<b>Rebounds</b>	Season: 7, vs. South Alabama, 11/28/14 ACC: 6, vs. Virginia, 01/03/15
<b>Assists</b>	Season: 1 (7x) last vs. Virginia, 01/03/15 ACC: 1, vs. Virginia, 01/03/15
<b>Steals</b>	Season: 1 (2x) last vs. Charleston, 12/30/14 ACC:
<b>Blocked Shots</b>	Season: 2 (2x) last vs. Eastern Ky., 12/19/14 ACC:
<b>Field Goals</b>	Season: 6, vs. South Alabama, 11/28/14 ACC: 5, vs. Virginia, 01/03/15
<b>Field Goal Attempts</b>	Season: 11, vs. South Alabama, 11/28/14 ACC: 10, vs. Virginia, 01/03/15
<b>Free Throws</b>	Season: 4, vs. Savannah State, 12/9/14 ACC:
<b>Free Throw Attempts</b>	Season: 5, vs. Savannah State, 12/9/14 ACC: 2, vs. Virginia, 01/03/15
<b>3-Point Field Goals</b>	Season: 3, vs. Virginia, 01/03/15 ACC: 3, vs. Virginia, 01/03/15
<b>3-Point Field Goal Attempts</b>	Season: 7, vs. Virginia, 01/03/15 ACC: 7, vs. Virginia, 01/03/15
<b>Foul Disqualifications</b>	Season: ACC:
<b>Minutes</b>	Season: 40, vs. Virginia, 01/03/15 ACC: 40, vs. Virginia, 01/03/15

*"Omar has great hands and a great shooting touch, a beautiful jump hook inside and an outstanding 3-point shot."* – Coach L

- Smooth-shooting lefty.
- Inside-outside player who can drain a three or drop a baby hook.
- Dropped 20 pounds and has added strength since arriving on UM campus summer of 2014.
- Max bench: 275, up 50 pounds since his arrival. 185 Bench: 13x.
- Easy-going, steady personality with no highs or lows emotionally.
- Will play the power forward, possibly the four on offense and five on defense.
- No. 10 recruit in Texas and No. 19 center in the country, according to ESPN.
- No. 20 power forward in the country by Scout.com, No. 94 player overall.
- Favorites: Food: Asian or steak. Movie: Friday. Pro athlete: Kobe Bryant and Kareem Abdul Jabbar. Quote: Hard work beats talent when talent fails to hard work. Subject in school: History. Ice cream flavor: Orange sherbet.
- Best advice received: If you don't fall, how are you going to know what getting up is like. Why UM: Great opportunity, atmosphere, tradition and culture. Started playing basketball: Age 3. Plays the trombone.

**High School:** Four-star prospect by ESPN and Scout.com ... No. 20 power forward in the country by Scout.com, No. 94 player overall ... No. 10 recruit in Texas and No. 19 center in the country, says ESPN ... Helped Duncanville to 20-12 season, and berth in the regional quarterfinals of the Texas UIL Boys State Basketball Championships ... Led team with 17.1 points per game and 8.4 rebounds per game ... Coached by Kenny Boren.

**Personal:** Born Omar Rivas Sherman on November 14, 1995 in Dallas, Texas ... Son of Maricela Herron and Alphonso Sherman ... Has seven siblings with three brothers: D'Anthony, Alphonso Jr., Ja'mall and four sisters: Monique, Antecia, Christina and Geneva ... Majoring in business marketing and entrepreneurship ... Played AAU with Deron Williams Elite ... Chose Miami over Wichita State, North Texas and Weber State ... Cousin to Mergerson basketball family: Laramie (Navy), Mariana (Texas), Veronica (UT Arlington) and Luke (Texas State/Mid-America Christian).


## SHERMAN CAREER STATISTICS

Season	GP	GS	Min.	Avg.	3-Point			Free Throws			Rebounds				Scoring										
					FG	FGA	Pct.	FT	FTA	Pct.	Off.	Def.	Tot.	Avg.	PF	FO	Ast.	TO	Blk	Stl	Pts.	Avg.			
2014-15	14	1	263	18.8	34	75	.453	12	36	.333	8	13	.615	13	37	50	3.6	26	0	7	4	8	2	88	6.3

SHERMAN 2014-15		TOTAL						3-PTS			FREE THROWS			REBOUNDS				PF				A		TO		Blk		Stl		Pts		Avg	
Opponent	Date	GS	Min	FG	FGA	Pct	3FG	FGA	Pct	FT	FTA	Pct	Off	Def	Tot	Avg	PF	FO	A	TO	Blk	Stl	Pts	Avg									
HOWARD	11-14-14		17	0	0	.000	0	0	.000	0	0	.000	1	4	5	5.0	3	0	0	0	0	1	0	0.0									
at Florida	11-17-14		20	3	4	.750	1	2	.500	1	1	1.000	0	4	4	4.5	1	0	1	0	1	0	8	4.0									
vs Drexel	11-20-14		22	3	10	.300	2	5	.400	0	0	.000	3	3	6	5.0	1	0	0	0	1	0	8	5.3									
vs Akron	11-21-14		24	5	7	.714	2	4	.500	1	1	1.000	0	4	4	4.8	0	0	1	0	0	0	13	7.3									
vs Charlotte	11-23-14		14	2	4	.500	0	2	.000	0	0	.000	1	2	3	4.4	2	0	0	0	0	0	4	6.6									
at Charlotte	11-25-14		20	3	7	.429	1	2	.500	0	0	.000	1	4	5	4.5	2	0	1	0	0	0	7	6.7									
SOUTH ALABAMA	11-28-14		20	6	11	.545	1	3	.333	0	0	.000	1	6	7	4.9	3	0	1	2	1	0	13	7.6									
ILLINOIS	12-02-14		18	1	6	.167	1	5	.200	2	2	1.000	0	1	1	4.4	3	0	1	0	1	0	5	7.3									
GREEN BAY	12-06-14		10	0	2	.000	0	0	.000	0	0	.000	3	1	4	4.3	0	0	0	1	2	0	0	6.4									
SAVANNAH STATE	12-08-14		14	1	1	1.000	0	0	.000	4	5	.800	0	1	1	4.0	1	0	0	0	0	0	6	6.4									
EASTERN KENTUCKY	12-19-14		4	0	1	.000	0	0	.000	0	0	.000	0	0	0	3.6	1	0	0	0	2	0	0	5.8									
vs Providence	12-22-14	*	19	3	7	.429	0	3	.000	0	2	.000	1	1	2	3.5	1	0	0	0	0	0	6	5.8									
CHARLESTON	12-30-14		21	2	5	.400	1	3	.333	0	0	.000	1	1	2	3.4	4	0	1	1	0	1	5	5.8									
VIRGINIA	01-03-15		40	5	10	.500	3	7	.429	0	2	.000	1	5	6	3.6	4	0	1	0	0	0	13	6.3									







# MIKE FERNANDEZ

Sophomore | Guard | 6-1 | 190

# 11

Coral Gables, Fla. | Belen Jesuit

- Local Coral Gables product. Walk on.
- Hard working. Plays hard on defense in practice, making others better.
- Dedicated to improving his game.
- Tremendous increase in strength since arriving in 2013.
- Max bench: 300, up 95 pounds since his arrival.
- Cuban descent. First language is Spanish.
- Despite an offer from Cornell, stayed in Miami to be close to cousin who has leukemia.
- Favorites: Food: Cuban. Cuban dish: Vaca frita (crispy beef), arroz con frijoles (rice and beans) y tres leches (three milks dessert). Movies: Godfather and Will Ferrell movies. Book: Mediations by Marcu Aurelius. Athlete: Rudy Garcia-Tolson (Paralympic runner). Quote: "Ubuntu" – Nguni Bantu African for I am because we are. Ice cream flavor: Fish Food.
- Ideal profession: Business magnate and investor. Best piece of advice: Never take no for an answer. Started playing basketball: Fifth grade. Why UM: Why not?

2013-14			
Opposition	P	R	A
Texas Southern	0	0	0
Loyola	0	0	0
Boston College	0	0	0


### Fernandez Career Highs

**Points**  
Season: 2, vs. Howard, 11/14/14

**As a Freshman (2013-14):** Walk on ... Played in three games, including one ACC game against Boston College (2/22) ... Season highs: 2 minutes vs. Loyola 12/30.

**High School:** All-Dade county team honorable mention two years ... Dade vs. Palm Beach County all-star game ... Averaged 8.0 ppg senior year ... Hit 40 percent of field goals senior year ... Three-year varsity letterman ... Two-year starter at guard ... Coached by Jose Roca ... Honor roll ... Played water polo, winning second place at state ... Also on track team.

**Personal:** Born Michael Brandon Fernandez April 5, 1995 ... Son of Ilena and Joaquin Novoa and Mike and Constance Fernandez ... Brother to George, Alexander, Cristofer and Michelle Fernandez, and Joaquin Novoa ... Majoring in finance ... First language is Spanish ... Played AAU for Gold Coast: Team Miami ... Recruited by Cornell University.



# CHRIS STOWELL

Freshman | Forward | 6-7 | 190

# 35


Exeter, N.H. | Tilton School (N.H.) | Exeter HS

- Last name is pronounced Stoll.
- Walk on from New Hampshire who played postgraduate year at Tilton School.
- Foote Fellow at UM - a program that is offered to a select number of incoming freshmen who have a record of curricular and co-curricular distinction in high school and exhibit an interest in and capacity for independent and self-motivated learning.
- Good athleticism and is improving his strength.
- Max bench: 260, up 70 pounds since his arrival. 185 Bench: 11x.
- Looking to expand his offensive game to shoot 3-pointers.
- Brother, Bill, played basketball at Plymouth State University.
- Speaks English, Spanish, some Italian, a little Russian, and is learning Chinese and Hebrew.
- Favorites: Food: Pasta with Italian meatballs. Movie: Transformers and Hoosiers. Book: Mind Gym by Gary Mack. Pro athlete: Derek Jeter. Quote: Winners never quit and quitters never win. Actor: Mark Harmon. Subject in school: Math. Ice cream flavor: Peanut butter. Cuban dish: Dulce de leche (caramel dessert).
- Biggest fear: Clowns. Ideal profession: Entrepreneur. Why UM: Best combination of academics and athletics. Started playing basketball: Age 4.

**Tilton School :** During post graduate year in 2013-14, won postseason coaches award ... Coached by Marcus O'Neil ... Honor roll.

**Exeter High School:** Helped Blue Hawks to state playoffs in both the 2011-12 and 2012-13 seasons ... Reached quarter-finals senior year ... In 2012-13 assisted team to championship game of the 50th Annual Queen City Invitational by scoring 10 points and going 6-for-6 from line in semi-final game ... Coached by Jeff Holmes at Exeter ... Twice earned scholar-athlete award ... Honor roll.

**Personal:** Born Christopher Michael Stowell on Dec. 29, 1994 in Exeter, N.H. ... Last name is pronounced Stoll ... Son of Bill and Maria ... Brother to Bill, Jr., who played basketball at Plymouth State University ... One of 560 students (out of 10,000 undergrads) to be named a Foote Fellow at UM - a program that is offered to select incoming freshmen who have a record of curricular and co-curricular distinction in high school and exhibit an interest in and capacity for independent and self-motivated learning ... Student-Athlete Advisory Committee representative at UM.



**1**  
**DEANDRE BURNETT**  
RFr. | G | 6-2 | 195  
Miami, Fla. | Carol City HS




**33**  
**IVAN CRUZ UCEDA**  
Jr. | F | 6-10 | 237  
Madrid, Spain | Harcum College (Pa.)




**11**  
**MIKE FERNANDEZ**  
So. | G | 6-1 | 190  
Coral Gables, Fla. | Belen Jesuit



**23**  
**TONYE JEKIRI**  
Jr. | C | 7-0 | 244  
Hialeah, Fla. | Champagnat Catholic




**20**  
**MANU LECOMTE**  
So. | G | 5-11 | 170  
Brussels, Belgium | Athene des Pagodes




**10**  
**SHELDON McCLELLAN**  
Rjr. | G | 6-5 | 205  
Houston, Texas | Texas | Bellaire



**21**  
**KAMARI MURPHY**  
Jr. | F | 6-9 | 216  
Brooklyn, N.Y. | Oklahoma St | IMG | Lincoln HS




**0**  
**JA'QUAN NEWTON**  
Fr. | G | 6-2 | 185  
Philadelphia, Pa. | Neumann-Goretti



**12**  
**JAMES PALMER**  
Fr. | G | 6-5 | 200  
Washington, D.C. | St. John's College HS




**5**  
**DAVON REED**  
So. | G | 6-6 | 208  
Ewing, N.J. | Princeton Day




**13**  
**ANGEL RODRIGUEZ**  
Rjr. | G | 5-11 | 180  
San Juan, P.R. | Kansas State | Miami Krop



**22**  
**OMAR SHERMAN**  
Fr. | F | 6-8 | 260  
Duncanville, Texas | Duncanville HS



**35**  
**CHRIS STOWELL**  
Fr. | F | 6-7 | 190  
Exeter, N.H. | Tilton School | Exeter HS



**2**  
**JOE THOMAS**  
Gr. | F | 6-7 | 245  
Miami, Fla. | Niagara | Miami Krop HS



**JIM LARRAÑAGA**  
Head Coach



**ERIC KONKOL**  
Assistant Coach



**MICHAEL HUGER**  
Assistant Coach



**CHRIS CAPUTO**  
Assistant Coach



**ADAM FISHER**  
Director of Operations

**2014-15 Miami Men's Basketball**  
**Miami Combined Team Statistics (as of Jan 06, 2015)**  
**Conference games**

<b>RECORD:</b>	<b>OVERALL</b>	<b>HOME</b>	<b>AWAY</b>	<b>NEUTRAL</b>
ALL GAMES	0-1	0-1	0-0	0-0
CONFERENCE	0-1	0-1	0-0	0-0
NON-CONFERENCE	0-0	0-0	0-0	0-0

##	Player	gp-gs	min	avg	Total		3-Point		F-Throw		Rebounds				pf	dq	a	to	blk	stl	pts	avg
					fg-fga	fg%	3fg-fga	3fg%	ft-fta	ft%	off	def	tot	avg								
13	Angel Rodriguez	1-1	44	44.0	7-22	.318	1-7	.143	10-12	.833	2	2	4	4.0	5	1	7	1	0	1	25	25.0
10	Sheldon McClellan	1-1	50	50.0	4-10	.400	2-6	.333	6-6	1.000	2	6	8	8.0	3	0	0	5	0	3	16	16.0
22	Omar Sherman	1-0	40	40.0	5-10	.500	3-7	.429	0-2	.000	1	5	6	6.0	4	0	1	0	0	0	13	13.0
01	Deandre Burnett	1-0	33	33.0	5-9	.556	2-5	.400	0-1	.000	0	2	2	2.0	2	0	0	0	0	0	12	12.0
23	Tonye Jekiri	1-1	39	39.0	4-8	.500	0-0	.000	0-1	.000	4	8	12	12.0	5	1	3	1	0	2	8	8.0
05	Davon Reed	1-0	14	14.0	1-1	1.000	1-1	1.000	1-2	.500	0	1	1	1.0	1	0	0	1	0	0	4	4.0
02	Joe Thomas	1-1	9	9.0	1-1	1.000	0-0	.000	0-0	.000	2	0	2	2.0	3	0	0	0	0	0	2	2.0
20	Manu Lecomte	1-1	10	10.0	0-3	.000	0-1	.000	0-0	.000	0	0	0	0.0	2	0	1	0	0	0	0	0.0
12	James Palmer	1-0	6	6.0	0-2	.000	0-1	.000	0-0	.000	0	0	0	0.0	0	0	1	0	0	0	0	0.0
00	Ja'Quan Newton	1-0	5	5.0	0-2	.000	0-0	.000	0-0	.000	0	1	1	1.0	1	0	1	1	0	0	0	0.0
Team											4	3	7					1				
Total.....		1	250		27-68	.397	9-28	.321	17-24	.708	15	28	43	43.0	26	2	14	10	0	6	80	80.0
Opponents.....		1	250		26-58	.448	10-21	.476	27-39	.692	10	29	39	39.0	23	1	19	9	6	3	89	89.0

<b>TEAM STATISTICS</b>	<b>UM</b>	<b>OPP</b>	<b>Date</b>	<b>Opponent</b>	<b>Score</b>	<b>Att.</b>
SCORING	80	89	* 01-03-15	VIRGINIA	Lo2 80-89	5377
Points per game	80.0	89.0				
Scoring margin	-9.0	-				
FIELD GOALS-ATT	27-68	26-58				
Field goal pct	.397	.448				
3 POINT FG-ATT	9-28	10-21				
3-point FG pct	.321	.476				
3-pt FG made per game	9.0	10.0				
FREE THROWS-ATT	17-24	27-39				
Free throw pct	.708	.692				
F-Throws made per game	17.0	27.0				
REBOUNDS	43	39				
Rebounds per game	43.0	39.0				
Rebounding margin	+4.0	-				
ASSISTS	14	19				
Assists per game	14.0	19.0				
TURNOVERS	10	9				
Turnovers per game	10.0	9.0				
Turnover margin	-1.0	-				
Assist/turnover ratio	1.4	2.1				
STEALS	6	3				
Steals per game	6.0	3.0				
BLOCKS	0	6				
Blocks per game	0.0	6.0				
ATTENDANCE	5377	0				
Home games-Avg/Game	1-5377	0-0				
Neutral site-Avg/Game	-	0-0				

& = Gildan Charleston Classic, S.C.  
 % = ACC-Big Ten Challenge  
 ^ = Brooklyn Holiday Hoops Invitational, N.Y.  
 \* = Conference game

<b>Score by Periods</b>	<b>1st</b>	<b>2nd</b>	<b>OT</b>	<b>OT2</b>	<b>Totals</b>
Miami	20	43	8	9	80
Opponents	38	25	8	18	89

**2014-15 Miami Men's Basketball**  
**Miami Combined Team Statistics (as of Jan 03, 2015)**  
**All games**

<b>RECORD:</b>	<b>OVERALL</b>	<b>HOME</b>	<b>AWAY</b>	<b>NEUTRAL</b>
ALL GAMES	10-4	5-3	2-0	3-1
CONFERENCE	0-1	0-1	0-0	0-0
NON-CONFERENCE	10-3	5-2	2-0	3-1

##	Player	gp-gs	min	avg	Total		3-Point		F-Throw		Rebounds				pf	dq	a	to	blk	stl	pts	avg
					fg-fga	fg%	3fg-fga	3fg%	ft-fa	ft%	off	def	tot	avg								
10	Sheldon McClellan	14-14	466	33.3	81-150	.540	20-50	.400	38-47	.809	17	62	79	5.6	29	0	29	26	0	15	220	15.7
13	Angel Rodriguez	14-14	442	31.6	59-166	.355	30-81	.370	54-71	.761	8	35	43	3.1	33	2	61	35	7	31	202	14.4
01	Deandre Burnett	10-0	205	20.5	33-86	.384	15-47	.319	15-23	.652	8	27	35	3.5	8	0	5	7	2	6	96	9.6
20	Manu Lecomte	14-14	373	26.6	47-100	.470	26-60	.433	13-15	.867	7	16	23	1.6	24	0	26	16	0	7	133	9.5
23	Tonye Jekiri	14-14	410	29.3	41-80	.513	0-0	.000	22-30	.733	39	94	133	9.5	46	3	28	21	23	7	104	7.4
22	Omar Sherman	14-1	263	18.8	34-75	.453	12-36	.333	8-13	.615	13	37	50	3.6	26	0	7	4	8	2	88	6.3
12	James Palmer	14-0	226	16.1	23-53	.434	11-29	.379	1-5	.200	5	12	17	1.2	11	0	14	16	5	3	58	4.1
00	Ja'Quan Newton	14-0	164	11.7	12-29	.414	0-1	.000	21-31	.677	2	9	11	0.8	12	0	16	11	1	5	45	3.2
05	Davon Reed	6-0	82	13.7	4-12	.333	2-7	.286	6-7	.857	4	9	13	2.2	10	0	7	5	1	3	16	2.7
02	Joe Thomas	14-13	211	15.1	10-19	.526	0-0	.000	3-12	.250	18	24	42	3.0	15	0	6	5	3	5	23	1.6
11	Mike Fernandez	2-0	4	2.0	1-1	1.000	0-0	.000	0-0	.000	0	0	0	0.0	0	0	0	0	0	0	2	1.0
35	Chris Stowell	2-0	4	2.0	0-1	.000	0-0	.000	0-0	.000	0	0	0	0.0	1	0	1	0	0	0	0	0.0
Team											25	32	57				5					
Total.....		14	2850		345-772	.447	116-311	.373	181-254	.713	146	357	503	35.9	215	5	200	151	50	84	987	70.5
Opponents.....		14	2850		327-809	.404	86-265	.325	125-201	.622	168	328	496	35.4	250	5	165	166	46	75	865	61.8

<b>TEAM STATISTICS</b>	<b>UM</b>	<b>OPP</b>	<b>Date</b>	<b>Opponent</b>	<b>Score</b>	<b>Att.</b>
SCORING	987	865	11-14-14	HOWARD	w 84-49	4544
Points per game	70.5	61.8	11-17-14	at Florida	w 69-67	11156
Scoring margin	+8.7	-	& 11-20-14	vs Drexel	w 66-46	1131
FIELD GOALS-ATT	345-772	327-809	& 11-21-14	vs Akron	w 79-51	855
Field goal pct	.447	.404	& 11-23-14	vs Charlotte	w 77-58	1532
3 POINT FG-ATT	116-311	86-265	11-25-14	at Charlotte	w 77-74	7163
3-point FG pct	.373	.325	11-28-14	SOUTH ALABAMA	w 87-75	4267
3-pt FG made per game	8.3	6.1	% 12-02-14	ILLINOIS	w 70-61	6086
FREE THROWS-ATT	181-254	125-201	12-06-14	GREEN BAY	L 55-68	4735
Free throw pct	.713	.622	12-08-14	SAVANNAH STATE	w 70-39	4274
F-Throws made per game	12.9	8.9	12-19-14	EASTERN KENTUCKY	L 44-72	4467
REBOUNDS	503	496	^ 12-22-14	vs Providence	L 62-76	6519
Rebounds per game	35.9	35.4	12-30-14	CO. OF CHARLESTON	w 67-40	4705
Rebounding margin	+0.5	-	* 01-03-15	VIRGINIA	Lo2 80-89	5377
ASSISTS	200	165				
Assists per game	14.3	11.8				
TURNOVERS	151	166				
Turnovers per game	10.8	11.9				
Turnover margin	+1.1	-				
Assist/turnover ratio	1.3	1.0				
STEALS	84	75				
Steals per game	6.0	5.4				
BLOCKS	50	46				
Blocks per game	3.6	3.3				
ATTENDANCE	38455	28356				
Home games-Avg/Game	8-4807	2-9160				
Neutral site-Avg/Game	-	4-2509				

& = Gildan Charleston Classic, S.C.  
 % = ACC-Big Ten Challenge  
 ^ = Brooklyn Holiday Hoops Invitational, N.Y.  
 \* = Conference game

<b>Score by Periods</b>	<b>1st</b>	<b>2nd</b>	<b>OT</b>	<b>OT2</b>	<b>Totals</b>
Miami	452	518	8	9	987
Opponents	375	464	8	18	865