



CONTACT: Amy Woodruff, Assistant Communications Director
 O: (305) 284-3241 | C: (813) 410-1194
 A.Woodruff@miami.edu | @CanesHoops

2012-13 SCHEDULE

DATE	OPPONENT	TV	TIME/SCORE
Nov. 2	St. Leo (Ex.)	Canes All Access	L, 67-69
Nov. 9	Stetson	ESPN3	W, 87-79
Nov. 13	at FGCU	A-Sun TV	L, 51-63
Nov. 16	Jacksonville	FOX Sports South	W, 73-57
Nov. 24	Detroit	ESPN3	W, 77-62
Nov. 28	#13/14 Michigan State!	ESPN	W, 67-59
Dec. 1	at UMass	CBS Sports Network	W, 75-62
Dec. 14	Charlotte	FOX Sports South	W, 77-46
Dec. 18	at UCF	CBS Sports Network	W, 72-50
Diamond Head Classic, Honolulu, Hawai'i			
Dec. 23	Hawai'i	ESPNU	W, 73-58
Dec. 23	#4/5 Arizona	ESPN2	L, 69-50
Dec. 25	Indiana St.	ESPN2	L, 55-57 (OT)
Jan. 2	La Salle	FOX Sports South	W, 76-59
Jan. 5	at Georgia Tech *	ACCN / ESPN3	W, 62-49
Jan. 10	at RV/RV UNC *	ESPN / WatchESPN	W, 68-59
Jan. 13	RV/RV Maryland *	ESPNU / WatchESPN	W, 54-47
Jan. 16	at Boston College *	FOX Sports South / E3	W, 60-59
Jan. 23	No. 1/1 Duke *	ESPN / WatchESPN	W, 90-63
Jan. 27	Florida State *	ESPNU / WatchESPN	W, 71-47
Jan. 30	at Virginia Tech *	FOX Sports South / E3	W, 73-64
Feb. 2	at No. 19/19 NC State *	CBS	W, 79-78
Feb. 5	Boston College *	FOX Sports South / E3	W, 72-50
Feb. 9	North Carolina *	ESPN/WatchESPN	W, 87-61
Feb. 13	at Florida State *	ESPN2/WatchESPN	W, 74-68
Feb. 17	at Clemson *	ESPNU/WatchESPN	W, 45-43
Feb. 19	Virginia *	ESPNU/WatchESPN	W, 54-50
Feb. 23	at Wake Forest *	FOX Sports South/E3	L, 65-80
Feb. 27	Virginia Tech *	FOX Sports South/E3	W, 76-58
March 2	at No. 3/3 Duke *	ESPN/WatchESPN	L, 79-76
March 6	Georgia Tech *	ACCN/ESPN3	L, 69-71
March 9	Clemson *	ACCN/ESPN3	2:30 p.m.

All home games are played at the BankUnited Center
 Game times are ET and subject to change
 * ACC game ! Big Ten/ACC Challenge
 All games can be heard on WQAM 560 and Canes All Access on Hurricanesports.com

UM RADIO - WQAM 560

Joe Zagacki, play-by-play Josh Darrow, analyst

SOCIAL MEDIA

Website: HurricaneSports.com
Twitter: @CanesHoops | @CanesCoachL
Facebook: /MiamiHurricanes | /MiamiBasketball

MIAMI DIGITAL GUIDE

Miami is not printing media guides this season.
 Instead, find the online version at the link below:
<http://theusports.com/mbbguide/pc/>



MIAMI
 HURRICANES (23-6, 14-3)

CLEMSON
 TIGERS (13-16, 5-12)

NATIONAL RANKING
 6 / 7

NATIONAL RANKING
 -- / --

LAST TIME OUT
 L, 69-71 vs. Georgia Tech

LAST TIME OUT
 L, 61-68 at Boston College

LEADERS
Scoring per Game
 Shane Larkin - 13.8
 Kenny Kadji - 13.3
Rebounds per Game
 Reggie Johnson - 7.5
Assists per Game
 Shane Larkin - 4.4

LEADERS
Scoring per Game
 Devin Booker - 13.2
 K.J. McDaniels - 10.7
Rebounds per Game
 Devin Booker - 7.8
Assists per Game
 Rod Hall - 3.4

HEAD COACH
Jim Larrañaga
Overall: 513-353 (29)
At UM: 43-19 (2)

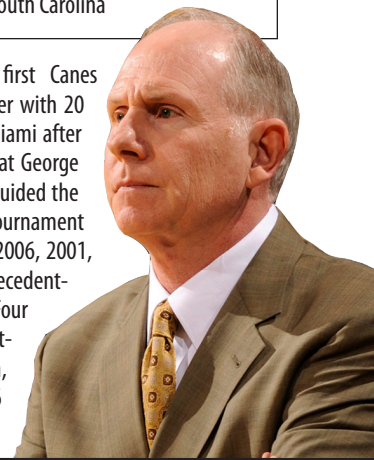
HEAD COACH
Brad Brownell
Overall: 218-127 (11)
At Clemson: 51-42 (3)

SETTING THE SCENE

March 9, 2013 | 2:30 p.m.
Coral Gables, Fla. | BankUnited Center
TV: ACC Network | ESPN3
Radio: 560 WQAM | 90.5 WVUM | Sirius 91 | XM 91
Webcast: WQAM.com | wvum.org

Series: Miami trails 8-11
Last Meeting: Feb. 17, 2013
 Miami won, 45-43 in South Carolina

Jim Larrañaga was the first Canes coach to open his UM career with 20 wins. Larrañaga came to Miami after serving as the head coach at George Mason for 14 seasons. He guided the program to five NCAA tournament appearances (2011, 2008, 2006, 2001, 1999) – including an unprecedented run to the 2006 Final Four that captured the nation's attention. Following that run, he was selected the 2006 Clair Bee Coach of the Year.



THE GAME

With a league-leading 14-3 record in the ACC, No. 6/7 University of Miami hosts Clemson on Saturday, March 9 at 2:30 p.m. in Coral Gables, Fla. Prior to the game, UM will honor its five seniors, Julian Gamble, Reggie Johnson, Kenny Kadji, Trey McKinney Jones and Durand Scott, as well as senior manager Kevin Towle.

THE SERIES

Miami is 8-11 against Clemson all-time, with the series dating back to the 1955-56 season. The Hurricanes are 4-3 against the Tigers at home, 2-3 at neutral sites and 2-5 on the road. Miami won the last two match-ups against Clemson with a 76-73 home win in 2012 and a 45-43 victory in South Carolina on Feb. 17, 2013.

THE BROADCASTS

Catch the game on the ACC Network with Tim Brant and Bobby Cremins making the call. Florida affiliates for the game include: Gainesville (TV 20), Jacksonville (FOX 30), Miami-Fort Lauderdale (MY 33), Orlando-Daytona Beach-Melbourne (My 65), Panama City (This Panama City (13.2)), Tallahassee-Thomasville (FOX 49), Tampa-St. Petersburg (Sarasota) (CW 44), West Palm Beach-Ft. Pierce (The CW West Palm). The complete affiliate list can be found here: <http://theacc.co/ACCN-CLUM030913>.

Also check out the game on 560 WQAM Radio with Joe Zagacki (play-by-play) and Josh Darrow, as well as on Miami's student station, 90.5 WVUM.

THE COACH

Head coach Jim Larrañaga is in his 29th season as a head coach and second at Miami. He has a 513-353 overall record and is 43-19 in his second season at Miami.

THE WEATHER

Projected temperatures on game day: Coral Gables -76/63. Clemson, S.C. - 66/43.

THE RANKINGS - RPI/SOS

As of March 8, 2013 Warren Nolan: 3 / 4 Sagarin: 16 / 14 Realtime: 3 / 3 KenPom: 13

THE NOTES

On Jan. 28, the Canes jumped 11 spots in the AP Poll & entered the *USA TODAY* poll for the first time since December 2008. Miami was No. 2/2 in the nation, tying the school's highest ranks in history.
 According to research by The AP, Miami is the sixth school to ascend from unranked to the top five in four weeks or less since the AP Top 25 began in 1989-90. Connecticut was the last school to make the leap, doing so in 2010-11.

2012-13 ROSTER

#	Name	Pos.	Ht.	Wt.	Yr.	Hometown Previous School (s)
0	Shane Larkin	G	5-11	176	So.	Orlando, Fla. Dr. Phillips (Fla.) Cousy & Naismith award finalist ... 20+ pts in 3 of last 7 games ... 17 assists in past 3 games ... Leads ACC in stls, 4th in assists, 12th in scoring.
1	Durand Scott	G	6-5	203	Sr.	The Bronx, N.Y. Rice 25 points, 6 reb, 4 ast vs. No. 1 Duke ... 29 points in past 2 outings ... At least 4 assists in 9 outings ... Third in ACC in steals, 25th in scoring.
3	Steve Sorenson	G	6-0	151	Fr.	Dallas, Texas Mark's School of Texas Named all-state by Texas Association of Basketball Coaches as a senior ... TABC academic all-state.
4	Trey McKinney Jones	G	6-5	220	Sr.	Milwaukee, Wis. South Milwaukee UMKC Hit multiple 3-pointers in 13 games ... 86.4 FT pct leads UM ... Eight 3-pointers in past four outings ... 7 assists vs. MD.
10	Raphael Akpejori	F	6-10	236	Jr.	Lagos, Nigeria Sunrise Christian Academy (Kan.) 11 rebounds and six points in 5.3 minutes in ACC games ... Played 13 min. at GT, with two points and four rebounds.
12	Justin Heller	G	6-2	180	Jr.	Boca Raton, Fla. West Boca Raton Community Scored first career points vs. Charlotte on a 17-foot jumper ... Played in seven games in 2011-12, including four ACC matchups.
15	Rion Brown	G	6-6	200	Jr.	Hinesville, Ga. Liberty County Career-best 22 points vs. BC and in home state at GT, where his father was an All-American ... Hit multiple 3s six times.
21	Erik Swoope	F	6-6	233	Jr.	Lake Elsinore, Calif. Harvard-Westlake 30 minutes in past five games after 33 total in other 8 ACC games ... Season-high 23 minutes vs. La Salle: 4 points, 4 rebounds.
23	Tonye Jekiri	C	7-0	227	Fr.	Hialeah, Fla. Champagnat Catholic School 1.8 rebounds and 1.8 points per game in ACC play, 0.9 reb and 0.4 points in non-conference ... At least 2 pts & 2 reb in nine ACC games.
25	Garrius Adams	G	6-6	195	Sr.	Apex, N.C. Middle Creek Out with right knee injury ... In 19 games last year, averaged 4.5 points, 2.1 rebounds, 0.9 assists and 0.6 steals in 16.9 minutes per game.
35	Kenny Kadji	F/C	6-11	242	Sr.	Douala, Cameroon Pendleton IMG Academy Florida Multiple blocked shots in 13 games... 55 points and 27 rebounds in past three games ... 10+ points in 18 of last 20 games and 24 overall.
42	Reggie Johnson	C	6-10	292	Sr.	Winston-Salem, N.C. Winston-Salem Prep Returned from left thumb fracture Jan. 23 vs. No. 1 Duke ... 5-of-5 FG at FSU... 15 points at NC State, including tip-in at buzzer for win.
45	Julian Gamble	F/C	6-10	250	Sr.	Durham, N.C. Southern Durham 4 blocks in six games this season ... 16 pts, 4 reb, 2 stl, 1 ast, 4-4 FT at NC State ... 8.9 pts, 7.5 reb, 27.0 min. during R. Johnson injury.

LARRAÑAGA BY THE NUMBERS

1 - Coach Jim Larrañaga is the only ACC coach not at UNC or Duke with a Final Four appearance to his credit.

4 - In 2006, Coach Jim Larrañaga became the first coach at a mid-major school to take his team to the NCAA Final Four in 27 years.

7 - Larrañaga is no stranger to the ACC. In his seven seasons as an assistant coach at Virginia, the Cavaliers participated in the NCAA Final Four in 1981 and 1984, won three ACC Championships and finished in the Top 5 of the AP rankings.

13 - Larrañaga has made 13 postseason appearances in the past 23 years, including five NCAA tournaments.

29 - Larrañaga is in his 29th year as a head coach and has successfully transitioned two institutions into successful programs: Bowling Green and George Mason.

LARRAÑAGA - WHY MIAMI?

Along with returning to the best basketball conference in the country, Coach L had a few personal reasons for accepting the head coaching job at Miami. Coach's grandfather was from Cuba, where he produced the Larrañaga [lare-en-YAH-ga] cigar. Coach's father was raised in Key West before moving to The Bronx, N.Y., getting married and raising six children. Coach L was raised in The Bronx, but vacationed to Florida as a boy. He also has owned a house in Sarasota - which he bought from Dick Vitale's daughter - for eight years, and three of his siblings have retired to Florida.

COACH L'S FIRST SEASON AT MIAMI

- Most ACC wins since joining the conference
- Tied for fourth in ACC, the highest ACC finish in school history
- Defeated eventual No. 2 & No. 3 NCAA tournament seeds Duke & FSU
- Notched Miami's first win at Cameron Indoor Stadium

COACH L'S SECOND SEASON AT MIAMI

- Defeated No. 1 Duke, 90-63, in Coral Gables
- Defeated No. 13/14 Michigan State in ACC/Big Ten Challenge
- Defeated RV/RV North Carolina at the Dean Smith Center
- Ranked No. 2/2 on Feb. 18, 2013

MIAMI VS. RANKED OPPONENTS

Overall vs. top 25 ranked opponents	47-129
Home	32-49
at BankUnited Center	13-17
Away	13-61
Neutral	2-19

UNDER COACH JIM LARRAÑAGA

Overall vs. top 25 ranked opponents	5-8
ACC regular season opponents	4-5
Home (ACC)	3-2 (2-1)
Away (ACC)	2-4 (2-4)
Neutral	0-2

UM VS. RANKED ACC OPPONENTS SINCE JOINING ACC (2004-05)

Overall	18-29
Home	11-14
Away	5-17
Tournament	1-4

Miami vs. Top 5 Teams (No. 5 in either AP or USA TODAY)

Vs. Top 5 opponents	5-36
Vs. Top 5 under Coach L	2-3
Four of Miami's five wins over Top 5 teams are against Duke. The fifth is UConn.	

WITH A WIN AGAINST CLEMSON ...

- Miami will clinch sole possession of the ACC regular season championship.
- The Canes will be 8-1 in ACC play at home, one victory short of the most ACC wins (home + away) prior to this season. Last year Miami was 9-7 overall in the league with a 6-2 mark at home.
- UM will be 14-1 at home, tying the most home wins since being 14-2 in 2007-08.

PRONUNCIATIONS

Players

1 Durand	dur-RAND
10 Akpejori	AHK-peh-jour-ee
15 Rion	Ryan
23 Tonye Jekiri	Tone-yay Jah-KEE-EE
25 Garrius	GARY-us
21 Swoope	Swope
35 Kadji	KAHD-gee

Coaches

Larrañaga	LARE-uh-NAY-guh
Huger	HUE-gur
Caputo	Ca-poo-toe
Summey	Some-EE

CLASS BREAKDOWN

Seniors

Garrius Adams, Julian Gamble, Reggie Johnson, Kenny Kadji, Trey McKinney Jones, Durand Scott

Juniors

Raphael Akpejori, Rion Brown, Justin Heller, Erik Swoope

Sophomore

Shane Larkin

Freshmen

Tonye Jekiri, Steve Sorenson

GEOGRAPHIC BREAKDOWN

CAMEROUN

Douala Kenny Kadji

NIGERIA

Lagos Raphael Akpejori

UNITED STATES

California Erik Swoope

Florida

Justin Heller, Shane Larkin, Tonye Jekiri

Georgia Rion Brown

New York Durand Scott

North Carolina Garrius Adams, Julian Gamble, Reggie Johnson

Texas Steve Sorenson

Wisconsin Trey McKinney Jones

2012-13 ACC STANDINGS

As of March 8, 2013

Miami	14-3	.824	23-6	.793
Duke	13-4	.765	26-4	.867
North Carolina	12-5	.706	22-8	.733
NC State	11-6	.647	22-8	.733
Virginia	10-7	.588	20-10	.667
Maryland	8-9	.471	20-10	.667
Florida State	8-9	.471	16-14	.533
Georgia Tech	6-11	.353	16-13	.552
Boston College	6-11	.353	14-16	.467
Clemson	5-12	.294	13-16	.448
Wake Forest	5-12	.294	12-17	.414
Virginia Tech	4-13	.235	13-17	.433

AWARDS IN 2012-13

Durand Scott

ACC Player of the Week - Dec. 17
ACC Player of the Week - Jan. 28

Shane Larkin

Bob Cousy Award finalist
Naismith Player of the Year candidate
Oscar Robertson National Player of the Week - Feb. 4
ACC Player of the Week - Feb. 4

Coach Larrañaga

Dick Vitale Coach of the Week - Jan. 28

SERIES INFORMATION

Overall	Miami trails 8-11
Games at Miami	4-3
Games at South Carolina	2-5
Games on neutral courts	2-3
Current streak	Miami won 2
Last meeting	2/17/13 – UM 45-43
Larranaga at UM vs. Clemson	2-0

DID YOU KNOW

The Hurricanes have made at least one trey in 829 of 833 games since the NCAA adopted the 3-point shot in 1986.

Miami has held 686 of its last 687 opponents to less than 100 points. UNC was the last team to score 100+, defeating UM 105-64 on Jan. 31, 2007.

Miami boasts five players 6-foot-10 or taller, and five players at 6-6 or 6-5.

27 of 28 Miami Hurricane basketball players have graduated from UM during the last eight years.

Miami basketball ranks 80th-90th percentile in NCAA men's basketball with a 980 APR (academic progress rate).

In 2008 & 2009, Jack McClinton was named first team All-ACC & named to the ACC's All-Academic Team.

Six-time NBA All Star Amar'e Stoudemire recently enrolled at UM and is taking classes to earn his bachelor's degree.

Shane Larkin was named to the ACC All-Freshman Team in 2011-12.

Coach L led the George Mason Patriots to the Final Four with big wins over some of basketball's elite teams such as Michigan State, UNC, and UConn. He was the first coach to take a mid-major to a Final Four in 27 years when his team advanced in 2006.

Miami is one of only three schools in the country sponsored by Nike's LeBron brand.

The Canes have averaged 20+ wins in each of the last five seasons.

Coach L became the first Miami Coach to win 20 games in his first season at The U.

Over 90 percent of Miami Hurricane basketball games were televised last season, including every ACC contest.

Five of the last 12 National Championship teams have been from the ACC.

Three Canes earned all-ACC honors last season, Shane Larkin (freshman), Kenny Kadji, (third) Durand Scott (H.M.).

Summer at the U include competitive pickup games and workouts alongside such players as Carlos Boozer, Chris Bosh, Kevin Durant, Kyrie Irving, Joe Johnson, Chris Paul, and LeBron James.

Former Cane Rick Barry was named one of the Greatest Players in NBA History.

Miami native and former Cane James Jones won the 2010-2011 NBA All-Star Weekend 3-Point Contest and the NBA Championship in the 2011-2012 season.

UM is in its ninth season in the ACC.

UM has played in the postseason 13 of the past 18 years, five of which were in the NCAA Tournament.

The Hurricanes have advanced to the post-season six times in eight seasons, with five NIT appearances and one NCAA appearance.

In 14 years at George Mason, Larranaga led the Patriots to five NCAA Tournament appearances (2011, 2008, 2006, 2001, 1999), including the 2006 Final Four.

PLAYING FOR THE OUTRIGHT ACC TITLE

With a 14-3 ACC record and just one game to play, Miami has earned the top seed in the ACC tournament and at least a share of the ACC regular season conference championship. With one win, Miami will hold sole possession of the ACC regular season conference championship.

The Canes have already earned a share of the regular season championship in Coach L's second year with the team. Of current league coaches, Roy Williams also won the ACC regular season in his second year in the ACC, taking over UNC in 2003-04, and winning in 2004-05.

With a 13-3 mark in the league, Miami tied Syracuse for the 2000 BIG EAST regular season title, the Canes' only conference championship in school history. In 1999-2000, Leonard Hamilton led Miami to a 23-11 mark and an appearance in the NCAA Tournament.

SENIOR SPOTLIGHTS

Julian Gamble leads the ACC in blocked shots, is 19th in rebounds, and is tied for fourth among active ACC players in career blocks. In his sixth year at Miami, he has had a career season, posting highs of 6.6 points, 4.9 rebounds and 1.9 blocks per game. In six games this season, he has blocked four opponent shots. After graduating with a bachelor's degree in sports administration last May, this forward from Durham, N.C., will earn his masters in liberal studies in May 2013.

With more than 800 career rebounds, Reggie Johnson is third among active ACC players and will finish in Miami's top eight in total rebounds. His 1,026 career points are currently No. 34 on the Hurricanes all-time scoring list and 15th among active ACC players. He has posted four double-doubles this season and 18 for his career. In December the native of Winston-Salem, N.C., graduated with a degree in liberal arts and he is currently taking classes in the college of arts and sciences.

In two seasons with the Hurricanes, Kenny Kadji has posted 10 double-doubles and totaled 760 points and 364 rebounds. This season he ranks in the ACC's top 15 in points, rebounds, blocks and if fourth in the league in field goal percent, hitting 48.9 percent of his shots. He can knock down shots from distance, hitting 68 career 3-pointers at a 39% clip, and has blocked 91 shots in 61 career games. In May, this native of Duoala, Cameroon, will graduate with a degree in sociology.

Trey McKinney Jones has never missed a game in his two-season Miami career, scoring 8 points per game while shooting 44 percent from the field. A 3-point specialist, he has knocked down 83 shots from distance, including five in Miami's win over Michigan State in the ACC-Big Ten Challenge. This guard from Milwaukee, Wisconsin, has already earned his undergraduate degree in marketing, and will add a master's in liberal arts in May.

Durand Scott will finish his four-year career in Miami's top 10 in scoring, assists, steals, field goals, free throws, minutes, games played and started. Among active league players, he ranks in the ACC's top eight in four categories with 1,560 points, 554 rebounds, 387 assists and 158 steals. In 26 games this season, he has notched double-digit points in 20 games and dished out at least three assists in 14 outings. This guard from the Bronx will graduate with his undergraduate degree in liberal arts in May 2013.

RECORD STUDENT ATTENDANCE AT THE BUC

Miami has set a record for the most games with 1,200 or more students (6), cumulative season student attendance (11,308) and is on pace for a record student average attendance. The past average attendance was 641 per game, and UM is at 808 per game this season. The cumulative student attendance record was 10,269 and 11,308 students have already attended Miami's games, and the Canes have one remaining home contest.

HOME COURT ADVANTAGE

Miami has shot better than 42 percent from the field in 13 of its 14 home games, shooting a season-high 59.0 percent vs. Jacksonville. The Canes shot 56.9 percent against No. 1 Duke, hitting 58.6 percent in the first half and 55.2 percent in the second. Miami was consistent vs. Detroit hitting 14-27 shots (51.9 %) in both the first and second halves. The Canes have shot better than 60 percent in two home second halves, with 63.6 percent vs. SU and 62.5 percent vs. JU.

SELLING OUT THE BANKUNITED CENTER

Miami posted capacity crowds of 7,972 fans in wins over Florida State (1/27), No. 1 Duke (1/23), North Carolina (2/9) and Virginia (2/19). This year is the first time in program history that there have been back-to-back sellouts at the BankUnited Center and four games in the same season.

Date	Opponent	Total
02/19/13	Virginia	7,972
02/09/13	North Carolina	7,972
01/27/13	Florida State	7,972
01/23/13	Duke	7,972
02/13/11	Duke	7,972
2/27/13	Virginia Tech	7,434
02/06/13	Georgia Tech	7,394
02/26/12	Florida State	7,261
02/15/09	North Carolina	7,200
01/31/10	Virginia Tech	7,189
02/15/12	North Carolina	7,071
Opening night		
01/04/03	North Carolina	6,826

CANES DEFEND HOME COURT

The Hurricanes are 13-1 at the BankUnited Center in 2012-13 and are 120-48 overall in the BUC. With one more win, the Canes will tie the most home wins in a season, set in 2007-08., when Miami was 14-2. The Hurricanes have notched double-digit home wins at the BankUnited in six-straight seasons and nine times in 10 full seasons calling the arena home.

CANES DOMINATE AT HOME

With the Feb. 10 win over UNC, Miami won four-straight home games by at least 22 points: No. 1 Duke +27, FSU +24, BC +22, UNC +26. The Canes also defeated Virginia Tech by 18, Maryland by 7 and Virginia by 4. Overall, Miami has outscored its ACC opponents by +15.8 at home.

CANES IN THE TOP 10

WEEK	AP POLL	USA TODAY/ESPN (1997-2013)	UPI POLL (1960-97)
2/18/13	2nd (20 first place votes)	2nd (7 first place)	
2/11/13	3rd (17 first place votes)	4th (5 first place)	
2/25/13	5th (1,317 pts)	7th (581 pts)	
3/4/13	6th (1,245 pts)	7th (568 pts)	
2/4/13	8th (1,132 pts)	11th (485 pts)	
3/1/60	8th (7 first place votes)		
2/24/60	9th (2 first place votes)		
3/1/99	9th (1230 pts)	10th (473 pts)	
3/8/99	10th (1089 pts)	12th (444 pts)	
2/10/60	10th		
2/16/60	10th (3 first place votes)		
1960 Final	10th		

CANES IN THE TOP 25 SINCE JOINING ACC (2004-05)

Week	AP	USA TODAY/ESPN
2007-08		
12/17/07	22 (274 pts)	22 (98 pts)
12/24/07	19 (443 pts)	19 (188 pts)
1/7/08	25 (85 pts)	RV (21pts-27)
1/14/08	21 (286 pts)	24 (84 pts)
2008-09		
Preseason	17 (570 pts)	16 (233 pts)
11/17/08	17 (591 pts)	16 (238 pts)
11/24/08	22 (272 pts)	21 (146 pts)
12/1/08	21 (309 pts)	22 (158 pts)
12/8/08	RV (63 pts-29th)	25 (69 pts)
2009-10		
1/11/10	23 (189 pts)	RV (8 pts-35th)
2012-13		
1/21/13	25 (93 pts)	RV (49 pts)
1/28/13	14 (894 pts)	15 (326 pts)
2/4/13	8 (1,132 pts)	11 (485 pts)
2/12/13	3 (17 first place votes)	4 (5 first place)
2/18/13	2 (20 first place votes)	2 (7 first place)
2/25/13	5 (1,317 pts)	7th (581 pts)
3/4/13	6 (1,245 pts)	7th (568 pts)

FIRSTS IN MIAMI BASKETBALL HISTORY

Miami basketball has encountered many "firsts" under Coach L.

2012-13

- Ranked No. 2/2 - Miami's program high.
- Miami is the first team to beat Duke and UNC by 20+ points in the same season since Maryland in '74-75 season.
- Miami is the first team to beat Duke and UNC by 25+ points since the start of ACC play in 1953.
- Defeated a No. 1 team (Duke).
- Ranked No. 8, tying the school's highest AP rank, on Feb. 4.
- Defeated all three teams in The Triangle in the same season: UNC, Duke and NC State.
- Defeated three teams in the Top 20 since joining the ACC. The last time was in 1999-00.
- Won at NC State in Raleigh.
- Defeated Duke twice within 12 months.
- 13-0 start in conference play.
- Ranked in top-15 since joining the ACC.
- Topped school-best nine ACC victories, which was set last season.
- Four capacity home crowds: vs. Duke, FSU, UNC and UVA.
- Students camped out for a game (Duke) more than four hours before tipoff. Then did it again for game vs. Florida State.
- Set a record for the most games with 1,200 or more students (6).
- On pace for a record student average attendance. The past average attendance was 641 per game, and UM is at 808 per game this season.
- Set the record for cumulative season student attendance. The cumulative student attendance record was 10,269 and 11,308 students have already attended Miami's games, and the Canes have one remaining home contest.

MIAMI QUICK HITS

- Miami was the first ACC school not named Duke or North Carolina to start 12-0 in conference play since Virginia in 1981, when Coach L was an assistant with the Cavaliers. UVA. started that year 12-0.
- The Canes have won four ACC games in which they trailed at the half.
- Coach L is 23-10 overall in ACC play at Miami, including 13-3 at home and 10-7 on the road. He is 1-1 in the ACC Tournament and 1-1 in the NIT. His head coaching career also includes a 14 years at George Mason (1997-2011), an 11-year stint at Bowling Green (1987-97) and two seasons at American International (1977-79).
- The Canes defense is holding opponents to 60.4 points per game in ACC play. Overall, Miami has held 16 teams to less than 60 points this season, including 11 of the last 18 opponents (UNC recorded 61, Duke scored 63 and VT notched 64). In Larrañaga's two-year tenure, UM has held 27 teams to less than 60 points, including 10 in ACC play.
- Miami has trailed in 17 of its 22 wins, including an 12-point deficit at Virginia Tech late in the first half.
- Miami has made more 3-pointers than its opponent in 15 of 29 games this season. In 2011-12, UM tied or hit more than its opponent from distance in 26 of 33 games.
- Miami has shot better than 45 percent from the floor in 31 halves this season and overall in 19 games.
- Only 18 opponents - seven this season - have shot 45 percent or better from the floor against UM since Jim Larrañaga became the head coach.
- The Canes have held 45 opponents to less than 41 percent from the field under Coach L, including 18 of 29 this season. This season five opponents have not shot 31 percent, including No. 1 Duke.

MIAMI DURING THE 14-GAME WINNING STREAK

- UM posted a 14-game winning streak from Jan. 2 - Feb. 23.
- Miami's last 14-game winning streak was in 2001-02, when the Canes started the season 14-0. UM went on to a 24-8 record and an appearance in the NCAA tournament. UM also posted a 14-game winning streak in the 1946-47 season.
- The Canes won seven road games, all against ACC opponents.
- Miami outrebounded nine of 14 opponents, posting a +4.1 margin. UM recorded +12 against FSU and Boston College, and + 8 against Duke.
- UM trailed at the half in five games, including being down by six points vs. La Salle and at NC State, three at VT and by two points at UNC and BC.
- Miami outshot its opponents 46.7 percent to 37.9 percent from the field.
- UM made 1.7 more 3-pointers (7.0-5.3) per game.
- The Canes posted 6.4 steals and 5.4 blocks per game, compared to 5.8 spg and 2.9 bpg by the opponents.
- Miami outscored its opponents 528-427 (7.2 ppg) in the second half.
- Three players averaged at least 10 points and three Canes had at least 6.3 rebounds per night.
- Kenny Kadji lead the way with 13.6 points. Reggie Johnson had 6.8 rebounds in his nine of 14 outings during the streak.

RION BROWN

- Scored in double digits five times this year, including two-straight games against BC and UNC.
- Shot better than 43 percent from the field eight times, including 81.8 percent (9-11) at Georgia Tech.
- Hit multiple 3-pointers six times.

JULIAN GAMBLE

- Recorded one double-double this season and missed his second with 11 points and nine rebounds against Indiana State.
- Made at least 40 percent of his shots from the field in 21 games.
- Grabbed at least five rebounds in 15 games and in 14 of the last 21 outings.
- Has more or equal offensive rebounds than defensive rebounds in nine games.
- Blocked a shot in 17 of last 19 games and 21 total games. He has recorded multiple blocks 17 times and at least four blocks six times.
- One of six Hurricanes to pull down double-digit rebounds in a game (Larkin, Kadji, Johnson, Gamble, Scott, McKinney Jones).

REGGIE JOHNSON

- Recorded four double-doubles in 18 games played this season.
- Scored in double digits six times, including 22 points in the season opener against Stetson.
- Grabbed at least nine rebounds in eight games.
- Dished out an assist in 14 of 20 games.
- Blocked a shot in 13 games, and recorded at least three blocked shots in three outings.

TONYE JEKIRI

- Played at least six minutes in 20 of his 27 games.
- Pulled down a rebound in 18 games, including 13 of 17 straight appearances.
- Grabbed at least two rebounds in 10 of 16 ACC outings.
- Scored at least two points in 12 of 16 ACC outings.

KENNY KADJI

- Recorded six double-doubles this season and missed a double-double by either one or two rebounds in four outings.
- Scored in double digits in 18 of 20 straight games and in 24 games total.
- Shot better than 43 percent from the field in 18 outings, and better than 40 percent from distance 11 times.
- Hit multiple 3-pointers in 13 games. He has hit a three in all but six games.
- Grabbed at least five rebounds in 22 games. He has recorded more or equal offensive rebounds than defensive rebounds in five games.
- Blocked a shot in all but six games. He has multiple blocks in 13 games and at least three in three outings.
- One of six Hurricanes to pull down double-digit rebounds in a game (Larkin, Kadji, Johnson, Gamble, Scott, McKinney Jones).

SHANE LARKIN

- Has a steal in all but four games, and has multiple steals in 16 games. Has three or more steals in nine games.
- Dished out three or more assists in 25 games, five or more 14 times and nine once.
- Even as a 5-10 point guard, Shane Larkin has grabbed at least four rebounds in 16 games.
- Recorded a 3-pointer in all but four games and multiple threes in 16 games.
- Shot 50 percent for better from the field in 17 games and at least 55 percent in nine of last 13 outings.

TREY MCKINNEY JONES

- Scored in double digits in 16 total games, including three of last four.
- Shot better than 45 percent from the field in 14 games and better than 32 percent from distance in 16 outings.
- Hit multiple 3-pointers in 13 games.
- Leads the team with his 85.2 percent clip at the free throw line. He has been perfect from the line in 13 outings, topped with 7-of-7 at Hawai'i and 6-of-6 vs. Jacksonville.
- Dished out an assist in all but five games, multiple assists in 14 games and set a career high mark of seven against Maryland.
- One of six Hurricanes to pull down double-digit rebounds in a game (Larkin, Kadji, Johnson, Gamble, Scott, McKinney Jones).

DURAND SCOTT

- Has scored 10 or more points in 81 of his last 99 games and his 1,560 career points are among the top active ACC players.
- Shot 50 percent for better from the field in 12 games.
- Has drained multiple 3-pointers in nine games.
- At least three assists in 14 games and at least four in nine outings.
- Recorded multiple steals in 15 games.
- One of six Hurricanes to pull down double-digit rebounds in a game (Larkin, Kadji, Johnson, Gamble, Scott, McKinney Jones).

CANES IN THE NCAA TOURNAMENT

Season	Coach	Overall	Conf.	Record
1959-60	Bruce Hale	23-4		0-1
1997-98	Leonard Hamilton	18-10	11-7	0-1
1998-99	Leonard Hamilton	23-7	15-3	1-1
1999-00	Leonard Hamilton	23-11	13-3	2-1
2001-02	Perry Clark	24-8	10-6	0-1
2007-08	Frank Haith	23-11	8-8	1-1

20-WIN SEASONS AT MIAMI

Season	Coach	Overall	Conf.	W-L	Postseason
1946-47	Hart Morris	20-7			
1959-60	Bruce Hale	23-4			NCAA
1960-61	Bruce Hale	20-7			NIT
1962-63	Bruce Hale	23-5			NIT
1963-64	Bruce Hale	20-7			NIT
1964-65	Bruce Hale	22-4			
1998-99	Leonard Hamilton	23-7	BIG EAST	15-3	NCAA
1999-00	Leonard Hamilton	23-11	BIG EAST	13-3	NCAA
2001-02	Perry Clark	24-8	BIG EAST	10-6	NCAA
2007-08	Frank Haith	23-11	ACC	8-8	NCAA
2009-10	Frank Haith	20-13	ACC	4-12	
2010-11	Frank Haith	21-15	ACC	6-10	NIT
2011-12	Jim Larrañaga	20-13	ACC	9-7	NIT
2012-13	Jim Larrañaga	23-6	ACC	14-3	

FIRSTS UNDER JIM LARRAÑAGA

First game: Nov. 11, 2011 vs. Tennessee Tech. W, 69-58.
 First starting lineup: Malcolm Grant, Durand Scott, Garrius Adams, Erik Swoope, Kenny Kadji.
 First opening tip: Miami – Kenny Kadji.
 First UM FG: 18:38, Durand Scott, 3-pointer.
 First lead: 18:38, 3-0.
 First halftime score: Tennessee Tech 32, Miami 27.
 First win: Nov. 11, 2011. Miami 69, Tennessee Tech 58.
 Attendance at first game: 3,600.
 First loss: Nov. 25, 2011 at Ole Miss, 64-61 (OT).
 First road win: Dec. 22, 2011 at Charlotte, 76-61.
 First ACC game: Jan. 7, 2012 at Virginia, L, 52-51.
 First ACC win: Jan. 18, 2012 vs. Clemson, 76-73.

**JIM LARRAÑAGA = PROGRAM CHANGER
 In Coach L's 14 Seasons at George Mason ...**

- .626 winning percentage
- 13 straight winning seasons
- A Final Four appearance
- 5 trips to the NCAA tournament
- 9 postseason appearances
- First national ranking
- First appearance in Top 10
- First wins over Top 10 teams
- Winningest coach in league history

Seven Seasons before Coach L at GMU...

- .340 winning percentage
- 7 straight losing seasons
- 0 postseason appearances
- Worst team in the CAA

WEIGHT ROOM GAINS

UM has made great strides in the weight room since the arrival of Coach Jim Larrañaga and strength & conditioning coach Jim Krumpus. When Krumpus first arrived at Miami in the spring of 2011, the team bench pressed an average of 231 pounds. By the fall of 2011, that number jumped to 257 lbs, and in the fall of 2012, the Canes are benching 270. In the vertical jump, the players averaged 32.4 inches in the spring of 2011, 34.4 inches in the fall of 2011 and are now at 35 inches. The team also averages 270 lbs. in the front squat. Some impressive individual numbers include: Bishop Daniels gained six inches on his vertical jump; Kenny Kadji lost 20 pounds and gained strength; Erik Swoope benches 340 pounds.

MIAMI'S 2012-13 RECORD WHEN...

Record	Overall	ACC
All games	23-6	14-3
Home	13-1	7-1
Away	10-3	7-2
Neutral	0-2	

November	4-1	
December	4-2	
January	8-0	7-0
February	7-1	7-1
March	0-2	0-2
April		

Vs. Top 10 opponents	1-2
Vs. Top 25 opponents	3-2
Vs. RV opponents	2-0
Vs. teams over .500 on game day	19-4
Vs. teams under .500 on game day	2-2
Vs. teams at .500 on game day	2-0
While UM is in the top 25	10-3
While UM is RV (only)	6-2
In overtime games	0-1

Leading at halftime	16-3
Trailing at halftime	6-3
Tied at halftime	1-0
Single overtime	0-1
Double overtime	--
Leading with 2:00 left in regulation	20-1
Trailing with 2:00 left in regulation	3-4
Tied with 2:00 left in regulation	0-1

UM shoots 50% or better from field	7-0
UM shoots 40-49% from field	14-2
UM shoots under 40% from field	2-4
Opp. shoots 50% or better from field	1-3
Opp. shoots 40-49% from field	7-2
Opp. shoots under 40% from field	14-1
UM shoots 70% or better from the line	10-2
UM shoots less than 70% from the line	13-4

UM has more 3-point FGs	12-2
UM has fewer 3-point FGs	11-4
3-point FGs are even	--

Four or more Canes in double figures	13-3
Three Canes score in double figures	7-2
Two or less Canes score in double figures	3-1

UM outrebounds opponent	16-2
Opp. outrebounds UM	6-4
Tied in rebounds	1-0
UM records 10 or more steals	4-1
UM records 15 or more assists	7-0
UM commits less than 15 turnovers	19-5
UM commits 15 or more turnovers	4-1
UM commits less turnovers than opp.	10-4
UM commits more turnovers than opp.	9-1
Tied in turnovers	4-1

UM scores 59 points or less	3-3
UM scores between 60-69 points	4-2
UM scores between 70-79 points	13-1
UM scores between 80-89 points	2-0
UM scores between 90-99 points	1-0
UM scores 100 or more points	--

Playing during the afternoon	5-2
Playing in the evening (5 p.m. or later)	18-4
Games decided by three points or less	3-3
Games decided by four to 10 points	7-0
Games decided by 11-20 points	7-3
Games decided by more than 20 points	6-0

20-WIN SEASON FOR MIAMI

Miami is one win short of tying the school record for most wins in a season, which was 24 in 2001-02 under Perry Clark.

With a 23-6 record, Miami has posted its 14th 20-win season, and Coach Larrañaga's second-straight with the Hurricanes. UM's best record was the 24-8 season in 2001-02 under Perry Clark, when the Canes were 10-6 in the BIG EAST and went to the NCAA Tournament. Last year the Canes were 20-13 overall, 9-7 in the ACC and played in the NIT. *A complete list of 20-win seasons is on page 4 of the notes.*

CANES CONTINUE TOP 10 RANKING

At No. 6/7 the Canes have now been ranked in the top 10 for five-straight weeks, topping out at No. 2/2 on Feb. 18, 2013. Prior to this season, Miami had never been ranked in the top 10 more than two-straight weeks (1999 and 1960).

UM was ranked in the top 25 for 12 straight weeks in 2001-02, starting at No. 24/23 on Dec. 24, 2001, peaking at No. 12/11 Feb. 4, 2002, and ending No. 21/21 on March 10, 2002.

In 2008-09, Miami was No. 17/16 in the preseason poll and held a top 25 ranking four weeks, until dropping out on Dec. 8, 2008. In 1998-99, Miami was in the top 25 for nine-straight weeks from Jan. 18, 1999 to the final poll.

LARKIN A BOB COUSY AND NAISMITH AWARD FINALIST

Shane Larkin has been named a Bob Cousy Award finalist, listing the sophomore as one of the top 12 point guards in the nation. Larkin joins ACC peer Lorenzo Brown (NC State) and 2012-13 opponent Keith Appling (Michigan State) on the list.

Larkin was added to the Naismith watch list in late February, placing him in the top 30 players in the country.

MIAMI VS. THE ACC IN THE COACH L ERA

After defeating NC State on Feb. 2 and Virginia on Feb. 19, Miami has now defeated all 11 ACC opponents at least once in the Coach L era. In his first season at UM, Coach Larrañaga and the Canes defeated eight of their 11 ACC opponents at least once. Coach L added three more teams this season, doubling both UNC and NC State on their home courts and Virginia in Coral Gables.

DOUBLE-DIGIT ROAD VICTORIES FOR THE CANES

According to research by the AP, Miami (1998-99, 2012-13) is now the third Power 6 school in the last 15 years to have at least two seasons of double-digit road victories, joining Duke (98-99, 99-00, 2000-01 and 05-06) and Stanford (1998-99, 99-00, 2000-01 and 03-04). No other BCS school in that span has done it more than once.

Only eight Power 6 teams in the last 15 years have more road wins in a season than Miami's 10 so far in 2012-13.

Most road wins, last 15 years, Power 6 schools

1. North Carolina, 2007-08, 13-0
2. Mississippi State, 2003-04, 12-0
3. Arizona, 2002-03, 11-1
 - Connecticut, 1998-99, 11-0
 - Kansas, 2001-02, 11-1
 - Michigan State, 1998-99, 11-3
 - Stanford, 1998-99, 11-3
 - Stanford, 2000-01, 11-0
9. 15 teams have won 10, including Miami this season

COACH L IN THE TOP 10

Miami coach Jim Larrañaga is the 10th coach in the last 10 years to lead two top-10 programs, according to research by the AP. Miami was No. 2 on Feb. 18, and following the 2006 season, George Mason was listed as the No. 8 team in the nation in the USA TODAY Coaches Poll on March 28.

The other nine coaches: John Calipari - Memphis, Kentucky; Mark Gottfried - Alabama, North Carolina State; Tubby Smith - Kentucky, Minnesota; Kelvin Sampson - Oklahoma, Indiana; Bob Huggins - Cincinnati, West Virginia; John Beilein - West Virginia, Michigan; Mark Turgeon - Wichita State, Texas A&M; Tom Crean - Marquette, Indiana; Sean Miller - Xavier, Arizona.

MIAMI'S LARGEST IN 2012-13

Lead	34 vs. Duke, 1/23
Deficit	26 vs. Arizona, 12/23
Margin of Victory	31 vs. Charlotte, 12/14
Margin of Defeat	19 vs. Arizona, 12/23
Halftime Lead	23 vs. Duke, 1/23
Halftime Deficit	13 at Wake Forest, 2/23
Deficit in Win	12 at Virginia Tech, 1/30
Halftime Deficit in Win	6 vs. La Salle, 1/2
Lead in Loss	13 vs. Georgia Tech, 3/6
Halftime Lead in Loss	2, vs. Indiana State, 12/25

DOUBLE-DOUBLES in 2012-13

Player	Date	Opponent	Pts	Reb
Julian Gamble	12/22/12	vs. Hawai'i	16 p	13 r
Reggie Johnson	11/09/12	vs. Stetson	22 p	11 r
	11/28/12	vs. Michigan St.	10 p	11 r
	12/01/12	at UMass	19 p	13 r
	12/18/12	at UCF	16 p	13 r
Kenny Kadji	11/09/12	vs. Stetson	12 p	12 r
	11/24/12	vs. Detroit	14 p	11 r
	01/02/13	vs. La Salle	14 p	11 r
	01/05/13	at Georgia Tech	11 p	14 r
	03/02/13	at Duke	17 p	10 r
	03/06/13	vs. Georgia Tech	18 p	11 r
Shane Larkin	1/23/13	vs. Duke	18 p	10 r
Durand Scott	12/14/12	vs. Charlotte	16 p	12 r

20-POINT GAMES IN 2012-13

27	Shane Larkin	11/16/12	vs. Jacksonville
25	Shane Larkin	03/02/13	at Duke
25	Shane Larkin	01/30/13	at Virginia Tech
25	Durand Scott	01/23/13	vs. Duke
22	Shane Larkin	02/27/13	vs. Virginia Tech
22	Shane Larkin	02/13/13	at Florida State
22	Kenny Kadji	01/23/13	vs. Duke
22	Reggie Johnson	11/09/12	vs. Stetson
22	Rion Brown	02/05/13	vs. Boston College
22	Rion Brown	01/05/13	at Georgia Tech
20	Kenny Kadji	02/27/13	vs. Virginia Tech
20	Durand Scott	12/22/12	at Hawai'i

AT THE BANKUNITED CENTER (BUC)

Year	Season	Cumulative
2002-03*	4-5	
2003-04	10-8	14-13
2004-05	11-5	25-18
2005-06	11-5	36-23
2006-07	8-7	44-30
2007-08	14-2	58-32
2008-09	12-4	70-36
2009-10	12-4	82-40
2010-11	13-4	95-44
2011-12	12-3	107-47
2012-13	13-1	120-48

*Opening Day at the BankUnited Center
Jan. 4, 2003 vs. North Carolina, W,OT 64-61

LED (TIED) THE TEAM IN....

Player	Points	Rebounds	Assists	Steals	Blocks
Akpejori	-	-	-	(1)	-
Daniels	-	-	-	1 (1)	-
Brown	2	1 (1)	-	(1)	(1)
Gamble	-	2 (3)	-	(1)	10 (6)
Jekiri	-	-	-	(1)	1 (1)
Johnson	2	9 (1)	-	(1)	3 (1)
Kadji	7	6 (4)	-	1 (1)	5 (8)
Larkin	8 (2)	2 (1)	21 (3)	7 (10)	-
McKinney Jones	2	1	2	3 (4)	-
Scott	6 (2)	2 (2)	3 (2)	5 (7)	-
Swoope	-	-	-	-	(1)

MBB INKS BURNETT AND REED TO NLI

Jim Larrañaga has announced the signing of Deandre Burnett and Davon Reed to National Letters of Intent, on Nov. 20.

Burnett is a 2012 Parade All-American, one of only two players from the state of Florida and one of five Atlantic Coast Conference recruits to earn the honor. Originally from Florida, Burnett is currently attending Massanutten Military Academy (Va.).

At 6-1, 190 pounds, the shooting guard averaged 36.2 points, six rebounds and four assists per game as a senior at Carol City High School in Miami Gardens, Fla. The fourth leading scorer in the nation notched 45 points three times in his final prep season, earning first team Miami-Dade County honors as a junior while leading the Chiefs to an 18-4 record. He has averaged more than 20 points per game since his sophomore campaign.

Burnett played AAU ball for Team U and is touted for his ability to attack the basket in transition, score through contact and pressure the ball full court.

Burnett chose Miami over offers from Virginia, Mississippi, South Carolina, La Salle, FAU, Georgia Southern, FIU and Stetson. He is Larrañaga's third signee from the state of Florida, joining current Hurricanes sophomore Shane Larkin (Dr. Phillips) and freshman Tonye Jekiri (Champagnat).

Reed, a native of Princeton, N.J., is a four-star swingman listed as a Top 100 player (No. 97) by Rivals.com and No. 78 in the Class of 2013 by ESPN. He is the third-best talent in New Jersey and 18th best nationally at the shooting guard position, according to ESPN.com and Rivals ranks him as 24th among shooting guards.

He is a 6-6, 195-pound guard who averaged 27 points and nine rebounds per game for Princeton Day School (N.J.) last season. He enters his senior season with 1,473 points in 78 career games, an 18.9 ppg clip.

He is a multidimensional, athletic player who can handle the ball, has a solid shot and can defend the perimeter. He can play the 2 or the 3, and can defend the 1, 2 or 3 positions.

This summer, Reed participated in the Kevin Durant Skills Academy and played the AAU circuit with Team Final from New Jersey.

Reed chose Miami over offers from Wake Forest, Cincinnati, Xavier and Memphis, among others.

ACC COACHES TELECONFERENCE

The 12 ACC head basket-ball coaches will be featured on nine Monday teleconferences during the 2012-13 season. The season's first teleconference will take place on Jan. 7, 2013, and continue through March 11. Each coach will have 10 minutes to make an opening statement and answer questions. There will be an instant replay of each teleconference on the Conference's internet site TheACC.com each Monday afternoon.

Jeff Bzdelik, Wake Forest	10:30
James Johnson, Virginia Tech	10:40
Tony Bennett, Virginia	10:50
Mark Gottfried, NC State	11:00
Roy Williams, North Carolina	11:10
Jim Larrañaga, Miami	11:20
Mark Turgeon, Maryland	11:30
Brian Gregory, Georgia Tech	11:40
Leonard Hamilton, Florida State	11:50
Mike Krzyzewski, Duke	12:00
Brad Brownell, Clemson	12:10
Steve Donahue, Boston College	12:20
Media Phone Number:	913-312-0641

FOUR 20+ POINT WINS IN ACC PLAY

According to @STATS_CBK: The @CanesHoops team has 4 conference wins this year by at least 20 pts. In its previous 8 seasons in the ACC, they had 5 such wins combined. This season Miami has defeated Duke (+27), North Carolina (+26), Florida State (+24) and Boston College (+22) at home. The Canes also downed Virginia Tech by 18.

CANES ON THE ROAD IN THE ACC

This season Miami is 7-2 in ACC road games and 7-1 at home. Prior to this season, the Canes had totalled 16 ACC road wins, topping out at three - which UM accomplished in Larrañaga's first season - and in both 2005-06 and 2004-05. The seven road wins also tie the number of ACC regular-season road wins UM has had in the previous four years combined. Miami's seven home wins top last season and the 2007-08 season for most home ACC wins.

Year	Home ACC	Road ACC
2012-13	7-1	7-2
2011-12	6-2	3-5
2010-11	4-4	2-6
2009-10	4-4	0-8
2008-09	5-3	2-6
2007-08	6-2	2-6
2006-07	3-5	1-7
2005-06	4-5	3-4
2004-05	4-4	3-5

METEORIC RISE IN NATIONAL POLLS

According to research by The AP, Miami is the sixth school to ascend from unranked to the top five in four weeks or less since the AP Top 25 began in 1989-90. Connecticut was the last school to make the leap, doing so in 2010-11. Syracuse (2009-10), Georgia Tech (2003-04), Arizona (1995-96) and Kansas (1989-90) have also gone from unranked to the top five in four weeks or less.

CANES IN THE POLLS

On Jan. 28, Miami made a historic climb in the national polls jumping 11 spots in the AP Poll and entering the USA TODAY poll for the first time since December 2008, posting a No. 14/15 ranking. According to the Associated Press, Miami's climb in the AP Poll was tied for the second-largest since the poll expanded to 25 teams in 1989-90. Arizona holds the record for the biggest rise, jumping 15 spots in November 1995. Miami's late-January rise is the second-latest behind UConn's +12 jump in March of 2011 after winning the BIG EAST Tournament.

Miami was No. 2/2 on Feb. 18, marking the school's highest rank in both the AP and USA TODAY. Miami's highest AP rank was No. 8, on March 1, 1960 and highest USA TODAY rank was No. 10 on March 1, 1999.

MIAMI DEFEATS THE NORTH CAROLINA TRIANGLE

For the first time in history, Miami has defeated all three teams in The Triangle - North Carolina, Duke and North Carolina State - in the same season. In 2008, Miami downed both Duke and NC State, but couldn't topple UNC. The Canes have defeated the three teams (4x) by a total of 63 points, this season. In Miami's nine previous wins over teams in The Triangle, the Canes outscored those teams by a total of 58 points.

CANES IN THE PROS

DeQuan Jones	Orlando Magic
James Jones	Miami Heat
John Salmons	Sacramento Kings
Jack McClinton	Fort Wayne Mad Ants (D-League)
Adrian Thomas	Bakersfield Jam (D-League)
Brian Asbury	Cajasol Banca Civica Sevilla (Spain)
Malcolm Grant	Wollongong Hawks (Australia)
Lance Hurdle	Wollongong Hawks (Australia)
Anthony King	Artland Dragons (Germany)

2012-13 Record Chasers

REBOUNDS, CAREER

1. Rick Barry, 1962-65	1,274
2. Willie Allen, 1968-71	916
3. Harry Manushaw, 1958-61	914
7. Anthony King, 2003-08	824
8. Reggie Johnson, 2009-p	809

BLOCKED SHOTS, CAREER

1. Constantin Popa, 1991-95	263
5. Tito Horford, 1986-88	125
6. Dennis Burns, 1985-89	123
Julian Gamble, 2009-p	123
8. Elton Tyler, 1997-2000, 2001-02	114
9. Reggie Johnson, 2009-p	113

POINTS SCORED (FG-FT), CAREER

1. Rick Barry, 1962-65 (816-666)	2,298
2. Eric Brown, 1985-89 (805-633)	2,270
6. Dennis Burns, 1985-89 (690-205)	1,594
9. Durand Scott, 2009-p	1,560

ASSISTS, CAREER

1. Vernon Jennings, 1996-00	520
2. Kevin Norris, 1994-98	493
3. John Salmons, 1998-02	429
4. Kevin Presto, 1985-98	412
5. Durand Scott, 2009-p	387

GAMES STARTED, CAREER

1. Durand Scott, 2009-p	118
2. Darius Rice, 2000-04	113

STEALS, CAREER

1. Kevin Norris, 1994-98	208
2. Vernon Jennings, 1996-00	199
3. John Salmons, 1998-02	192
6. Jake Morton, 1988-93	167
7. Durand Scott, 2009-p	158

STARTERS BY GAME

SU	Larkin	Brown	McKinney Jones	Kadji	Johnson
FGCU	Larkin	Brown	McKinney Jones	Kadji	Johnson
JU	Larkin	Brown	McKinney Jones	Kadji	Gamble
Detroit	Larkin	Scott	McKinney Jones	Kadji	Gamble
MSU	Larkin	Scott	McKinney Jones	Kadji	Johnson
UMass	Larkin	Scott	McKinney Jones	Kadji	Johnson
Charlotte	Larkin	Scott	McKinney Jones	Kadji	Johnson
UCF	Larkin	Scott	McKinney Jones	Kadji	Johnson
Hawai'i	Larkin	Scott	Brown	Kadji	Gamble
Arizona	Larkin	Scott	Brown	Kadji	Gamble
Ind. St.	Larkin	Scott	McKinney Jones	Kadji	Gamble
LaSalle	Larkin	Scott	McKinney Jones	Kadji	Gamble
Ga. Tech	Larkin	Scott	McKinney Jones	Kadji	Gamble
UNC	Larkin	Scott	McKinney Jones	Kadji	Gamble
MD	Larkin	Scott	McKinney Jones	Kadji	Gamble
BC	Larkin	Scott	McKinney Jones	Kadji	Gamble
Duke	Larkin	Scott	McKinney Jones	Kadji	Gamble
FSU	Larkin	Scott	McKinney Jones	Kadji	Gamble
VT	Larkin	Scott	McKinney Jones	Kadji	Gamble
NC State	Larkin	Scott	McKinney Jones	Kadji	Gamble
BC	Larkin	Scott	McKinney Jones	Kadji	Gamble
UNC	Larkin	Scott	McKinney Jones	Kadji	Gamble
FSU	Larkin	Scott	McKinney Jones	Kadji	Gamble
Clemson	Larkin	Scott	McKinney Jones	Kadji	Gamble
Virginia	Larkin	Scott	McKinney Jones	Kadji	Gamble
WF	Larkin	Scott	McKinney Jones	Kadji	Gamble
VT	Larkin	Brown	McKinney Jones	Kadji	Gamble
Duke	Larkin	Scott	McKinney Jones	Kadji	Johnson
GT	Larkin	Scott	McKinney Jones	Kadji	Johnson

RECORD BY STARTING LINEUP

Larkin, Scott, McKinney Jones, Kadji, Gamble	15-2
Larkin, Scott, McKinney Jones, Kadji, Johnson	4-2
Larkin, Brown, McKinney Jones, Kadji, Johnson	1-1
Larkin, Brown, McKinney Jones, Kadji, Gamble	2-0
Larkin, Scott, Brown, Kadji, Gamble	1-1

MIAMI STARTS 13-0 IN ACC

Thanks to the ACC and AP for the following notes:

- Miami was the first ACC school not named Duke or North Carolina to start 12-0 in conference play since Virginia in 1981, when Coach L was an assistant with the Cavaliers. UVA. started that year 12-0. NC State went 12-0 in 1972-73.
- The last ACC team to go 13-0 was Duke in 2005-06.
- Prior to Miami's 13-0 start, no team besides Duke or UNC had started 13-0.

LARKIN IMPROVES IN YEAR TWO

Sophomore Shane Larkin has drastically improved his stat line in his second year with the Canes, averaging 13.8 ppg, 4.3 assists, 3.8 rpg and 2.0 steals through 29 games.

Category	2011-12 (33g)	'12-13 (29g)
Points	7.4	13.8
FG Percent	36.0	48.8
3-Point Field Goals	32	52
Assists	81	128
Steals	50	57
Rebounds	2.5	3.8
Minutes	25.6	36.3

LARKIN'S STATS VS. NO. 1 DUKE ON JAN. 23

Shane Larkin notched his first career double-double with 18 points (8-of-14) and 10 rebounds against Duke on Jan. 23. He added five assists and a steal in 36 minutes. Larkin is the first player with 18+ pts, 10+ reb, 5+ ast in win vs. No. 1 team since Dwyane Wade in 2003 regional final vs. Kentucky. Larkin earned ACC Player of the Week for his efforts against Duke that week.

COACHING COORDINATORS FOR UM

Miami's assistant coaching staff is set up in a coordinator system, with Eric Konkol as the offensive coordinator, Michael Huger manning the defense and Chris Caputo handling the scout for every opponent.

CANES & COACH L MAKE COMMITMENT

The University of Miami and Coach Jim Larrañaga have agreed to terms on a three-year contract extension that will run through April 30, 2019. Larrañaga's extension adds three years to his existing five-year contract which began in April 2011.

GAMBLE HOSTS A 3.6-SECOND BLOCK PARTY

From the AP's @TimReynolds: Over one stretch of his Miami career, Julian Gamble played 73 minutes without a blocked shot. He blocked three in 3.6 seconds against Virginia.

DOWNING DUKE AND UNC BY 20+

This season the Hurricanes defeated Duke 90-63 and UNC 87-61. Miami is the first team to beat Duke and UNC by 20+ points in the same season since Maryland in '74-75 season and the first team to beat Duke and UNC by 25+ points since the start of ACC play in 1953.

COACH L COACHING TREE

- Jamie Angeli - assistant - Stetson women
- Joe Barer - head coach in high school
- Scott Cherry - head coach - High Point
- Bill Courtney - head coach - Cornell
- Kent Dernbach - assistant - University of Wisconsin Stephens Point
- Brian Ellerbe - former head coach - Michigan. Now assistant - DePaul
- Jerry Francis - former head coach - Prairie View.
- Mike Gillian - head coach - Longwood
- Stan Heath - head coach - University of South Florida
- Marc Iavaroni - former head coach - Memphis Grizzlies. Now assistant - LA Clippers
- James Johnson - head coach - Va. Tech
- Derek Kellogg - head coach - UMass
- Scott Lombardi - assistant - George Mason
- Steve Merfeld - former head coach - Evansville. Now assistant - Creighton
- Keith Noftz - former assistant - Central Michigan. Now head coach - high school
- Jeff Schneider - former head coach - Cal Poly San Luis Obispo
- Anthony Solomon - former head coach - St. Bonaventure. Now assistant - Notre Dame
- Ricky Stokes - former head coach - Va. Tech
- Jeff Westlund - assistant - Bethel
- Ricky Yahn - assistant - Longwood

WHO SCORED FIRST?

Miami is 8-1 when Kenny Kadji is the first Cane to score, and 5-2 when Durand Scott scores Miami's first points in the game. UM is 4-0 when Larkin scored first and 3-2 with Julian Gamble, 2-0 after Rion Brown does, 1-1 with Trey McKinney Jones.

SCORING FROM EVERYONE

In Miami's 29 games, seven players have notched at least 15 points in a game. Durand Scott leads the way with 14 times, followed by 10 times by Shane Larkin and 10 from Kenny Kadji.

- Durand Scott: 15 (5x), 16, 17 (4x), 18 (2x), 20, 25
- Shane Larkin: 15 (2x), 18 (3x), 22 (2x), 25 (2x), 27
- Kenny Kadji: 16, 17 (3x), 18 (3x), 19, 20, 22
- Reggie Johnson: 15, 16, 19, 22
- Julian Gamble: 16 (2x)
- Rion Brown: 22 (2x)
- Trey McKinney Jones: 15, 18

GAMBLE STEPS UP IN ABSENCE OF JOHNSON

Julian Gamble moved into the starting lineup in the absence of Reggie Johnson and took full advantage of the opportunity. In nine games without Johnson, Gamble more than doubled his point production and increased his rebounds from less than two per game to 7.6 each night.

A year ago, Gamble didn't know if he'd be granted a sixth year of eligibility with the Canes. In his senior campaign, the native of Durham is posting career numbers, topping his junior year stats.

	First 8 games	W/out Reggie	Jr. Year
Minutes	13.0	27.0	15.2
Points	4.3	8.9	4.0
Rebounds	1.8	7.5	3.4
Blocks	0.6	2.3	0.8

LARKIN IN THE AIR

At 5-11, sophomore point guard Shane Larkin grabbed 19 rebounds in two games with 10 against No. 1 Duke and nine vs. Florida State. He has pulled down at least four rebounds 16 times this season.

Larkin also took flight offensively in the game against Duke, throwing down his first dunk of the season. Against Virginia Tech, Larkin blocked a pair of shots within six seconds of one another.

LARKIN ACC AND NATIONAL PLAYER OF THE WEEK

Sophomore Shane Larkin has earned Oscar Robertson National Player of the Week by the USBWA and ACC Player of the Week honors after leading the Canes to a pair of conference road wins against Virginia Tech and No. 19 NC State. The sophomore averaged 19.0 points, 4.0 assists, 4.0 steals, 3.0 rebounds and 1.0 blocks in 38.5 minutes per game for the No. 14/15 Miami Hurricanes. Larkin hit 60.9 percent (14-23) from the field and hit 7-15 (46.7%) from distance in his two outings.

HOLDING OPPONENTS TO LESS THAN 50 PERCENT

Miami has allowed only four opponents to shoot better than 50.0 percent from the field this season - NC State (53.8%), Wake Forest (54.2%), Duke (52.0%) and Georgia Tech (51.7%). Miami has hit more than half of their shots six times, including 59.0 percent vs. Jacksonville and 56.9 percent vs. No. 1 Duke.

UNDEFEATED IN JANUARY

Miami was a perfect 8-0 in January, posting a 7-0 ACC record. The last time UM was undefeated for an entire month was November 2009, when Miami was 7-0 in non-conference play. In conference action, Miami was 8-0 in February 1999.

LARRAÑAGA EARNS 500th WIN

Head coach Jim Larrañaga is in his 29th season as a head coach, posted his 500th win at Georgia Tech on Jan. 5 in Atlanta. Entering the 2012-13 season, Coach L was tied for 20th on the list of winningest active Division-I head coaches. Currently 17 active D-I coaches have 500 wins.

UM Communications

Assoc. AD for Communications Chris Freet
 c.freet@miami.edu
MBB Contact Amy Woodruff
Assistant Director of Communications
Work/Cell (305) 284-3241 / (813) 410-1194
Email a.woodruff@miami.edu
Website www.HurricaneSports.com

2012-13 UM Quick Facts

Location	Coral Gables, Fla.
Stadium	BankUnited Center
Press Row	305-284-2111
Capacity	7,200
Enrollment	15,524
Founded	1925
Colors	Orange, Green, White
Nickname	Hurricanes
Mascot	Sebastian the Ibis
Conference	Atlantic Coast
President	Dr. Donna E. Shalala
Interim Director of Athletics	Blake James
Address	5821 San Amaro Drive Coral Gables, Fla. 33146

2011-12 Overall Record	20-13
Home/Away/Neutral	14-4/5-8/1-1
2011-12 ACC Record	9-7
2011-12 ACC Finish	T-4
Starters Returning / Lost	4/1
Lettermen Returning / Lost	10/2

Head Coach	Jim Larrañaga
Alma Mater	Providence, 1971
Record at UM	43-19 / second season
Overall Record	513-353 / 29th season

STAFF

- Eric Konkol Wisconsin-Eau Claire, '00
- Michael Huger Bowling Green, '94
- Chris Caputo Westfield (Mass.) State, '02
- Director of Operations Mike Stumey
- Assoc. Director of Operations Jaime Vathielil
- Athletic Trainer Wes Brown
- Strength & Conditioning Coach Jim Krumpus

HISTORY

First Season of Basketball	1926
Overall All-Time Record	911-686
Year UM Joined ACC	2004-05
NCAA Appearances	Six
	1960, 1998, 1999, 2000, 2002, 2008
Last NCAA Appearance	L, 75-72
	Second Round vs. Texas, 2008
NIT Appearances	10
	1961, 1963, 1964, 1995, 1997,
	2001, 2005, 2006, 2009, 2011
Last NIT Appearance	L, 79-64
	Quarterfinals vs. Alabama, 2011

COMMUNICATIONS POLICIES

All interview requests for assistant coaches or athletics department staff members must also be approved and cleared by the UM Communications office and/or basketball contact Amy Woodruff. Credential requests are taken via e-mail to Amy Woodruff (A.Woodruff@miami.edu). Any misuse of credentials will result in removal from the BankUnited Center and the permanent voiding of the credential. The UM locker room is closed at all times. For home games, Coach Larrañaga and a handful of Hurricane players will report to the media room for interviews following the opposing team's postgame press conference.

MIAMI IN NCAA STATS *As of March 3*

Category	Rank	Actual	National Leader	Actual
Won-Lost Percentage (345 ranked)	16	82.1	Gonzaga	93.5
Final Points (345 ranked)	193	1939.0	Detroit	2446.0
Scoring Offense (345 ranked)	129	69.3	Northwestern St.	82.9
Scoring Defense (345 ranked)	35	59.9	Stephen F. Austin	50.6
Scoring Margin (345 ranked)	44	9.4	Indiana	20.1
Field-Goal Percentage (345 ranked)	60	45.8	Creighton	51.1
Field-Goal Percentage Defense (345 ranked)	26	38.9	Kansas	35.4
Three-Point Field Goals Per Game (345 ranked)	120	6.6	Iowa St.	9.9
Three-Point Field-Goal Percentage (345 ranked)	102	35.2	Weber St.	43.1
Three Pt FG Defense (345 ranked)	63	31.2	Stephen F. Austin	27.3
Free-Throw Percentage (345 ranked)	258	66.5	Davidson	80.9
Rebound Margin (345 ranked)	108	2.5	Colorado St.	12.2
Assists Per Game (345 ranked)	280	11.3	Ohio	18.5
Assist Turnover Ratio (345 ranked)	129	1.02	Notre Dame	1.58
Blocked Shots Per Game (345 ranked)	38	4.8	St. John's (NY)	7.3
Steals Per Game (345 ranked)	203	6.5	VCU	12.2
Final Opp Points (345 ranked)	323	1676.0	Longwood	2525.0
Turnovers Per Game (345 ranked)	23	11.1	Wisconsin	9.4
Turnover Margin (345 ranked)	119	1.0	VCU	8.3
Personal Fouls Per Game (345 ranked)	15	14.6	Western Ill.	12.4

HURRICANES IN NCAA STATS *As of March 3*

Category	Player	Rank	Actual	National Leader	Actual
Field-Goal Percentage (250 ranked)	Shane Larkin	102	48.6	Taylor Smith, SFAust	69.9
Assists Per Game (250 ranked)	Shane Larkin	109	4.3	Jason Brickman, LIU	8.5
Blocked Shots Per Game (250 ranked)	Julian Gamble	76	1.86	Nerlens Noel, Ky	4.42
	Kenny Kadji	146	1.36		
Steals Per Game (250 ranked)	Shane Larkin	51	2.0	Anthony Hickey, LSU	3.2
	Durand Scott	139	1.68		
Assist Turnover Ratio (250 ranked)	Shane Larkin	105	1.92	Trey Burke, Mich.	3.59
Double Doubles (250 ranked)	Kenny Kadji	152	5.0	Jerrelle Benimon, Towson	20.0
				Keith Rendleman, NCWilm	20.0

UNIVERSITY OF MIAMI

Academic Prestige

- No. 1 University in the state of Florida: Ranked No. 44 in Nation by US News & World Report
- Miami ranks No. 17 among BCS schools by US News & World Report
- UM, Northwestern and Duke are the only three BCS schools to record an APR score of 980 or better in football, men's basketball and baseball.
- University of Miami student-athletes have recorded a Graduation Success Rate (GSR) of 93 percent, the highest mark ever achieved for the school's athletics department. Miami basketball scored a 980 academic progress rate (APR), ranking in the 80-90th percentile nationally among men's basketball teams.

Graduation Rates

- Miami basketball has graduated 27 of 28 players over the last eight years
- 25 of 25 of Coach L's players have graduated since 2006

Small, Private School Environment

- 75% of UM classes have 25 or fewer students; 50% of classes have 15 or fewer students
- 11:1 student-to-faculty ratio
- Less than 10,000 undergraduate students enrolled

Diversity

- Miami ranks fifth among BCS schools in diversity (behind Cal, Stanford, UCLA, and USC) – 49% of UM students are minorities.
- Miami is rated No. 3 in race and class interaction by Princeton Review
- **Competitive Admissions**
- 2,000 incoming freshmen out of a pool of 27,700 applications received
- 50% of new freshmen graduated in the top 5% of their class
- Average weighted GPA is 4.2

TOP SEVEN CANES VS. CLEMSON

Rion Brown	Min	Avg	FG	FGA	Pct	3FG	3FGA	3Pct	FT	FTA	Pct	Off	Def	Tot	Avg	PF	FO	Ast	TO	Blk	Stl	Pts	Avg		
2010-11	2	0	32	16.0	1	2	.500	0	1	.000	4	5	.800	0	2	2	1.0	3	0	0	0	1	6	3.0	
2011-12	1	0	24	24.0	2	5	.400	1	3	.333	0	0	.000	1	1	2	2.0	1	0	0	2	0	5	5.0	
2012-13	1	0	20	20.0	2	6	.333	0	2	.000	1	1	1.000	1	1	2	2.0	3	0	0	1	0	5	5.0	
TOTAL	4	0	76	19.0	5	13	.385	1	6	.167	5	6	.833	2	4	6	1.5	7	0	0	3	0	2	16	4.0
Julian Gamble	Min	Avg	FG	FGA	Pct	3FG	3FGA	3Pct	FT	FTA	Pct	Off	Def	Tot	Avg	PF	FO	Ast	TO	Blk	Stl	Pts	Avg		
2008-09	1	0	5	5.0	0	0	.000	0	0	.000	0	2	.000	0	3	3	3.0	0	0	0	1	0	0	0.0	
2009-10	1	1	24	24.0	1	2	.500	0	1	.000	1	2	.500	0	5	5	5.0	3	0	1	1	0	2	3.0	
2010-11	2	0	29	14.5	3	6	.500	0	0	.000	1	4	.250	1	3	4	2.0	2	0	1	0	2	7	3.5	
2012-13	1	1	29	29.0	4	8	.500	0	0	.000	0	0	.000	3	5	8	8.0	4	0	0	1	3	0	8.0	
TOTAL	5	2	87	17.4	8	16	.500	0	1	.000	2	8	.250	4	16	20	4.0	9	0	2	3	5	4	18	3.6
Reggie Johnson	Min	Avg	FG	FGA	Pct	3FG	3FGA	3Pct	FT	FTA	Pct	Off	Def	Tot	Avg	PF	FO	Ast	TO	Blk	Stl	Pts	Avg		
2009-10	1	0	11	11.0	2	2	1.000	0	0	.000	1	2	.500	0	4	4	4.0	1	0	0	0	0	5	5.0	
2010-11	2	2	58	29.0	3	9	.333	0	0	.000	7	8	.875	4	13	17	8.5	6	0	3	3	3	0	13	6.5
2011-12	1	1	29	29.0	2	3	.667	0	0	.000	3	4	.750	1	6	7	7.0	4	0	3	2	2	0	7	7.0
2012-13	1	0	17	17.0	1	4	.250	0	0	.000	0	0	.000	0	3	3	3.0	1	0	1	2	0	1	2	2.0
TOTAL	5	3	115	23.0	8	18	.444	0	0	.000	11	14	.786	5	26	31	6.2	12	0	7	7	5	1	27	5.4
Trey McKinney Jones	Min	Avg	FG	FGA	Pct	3FG	3FGA	3Pct	FT	FTA	Pct	Off	Def	Tot	Avg	PF	FO	Ast	TO	Blk	Stl	Pts	Avg		
2011-12	1	1	31	31.0	4	11	.364	2	5	.400	2	2	1.000	0	6	6	6.0	3	0	3	4	0	2	12	12.0
2012-13	1	1	27	27.0	2	5	.400	1	3	.333	1	2	.500	1	2	3	3.0	1	0	1	3	0	0	6	6.0
TOTAL	2	2	58	29.0	6	16	.375	3	8	.375	3	4	.750	1	8	9	4.5	4	0	4	7	0	2	18	9.0
Kenny Kadji	Min	Avg	FG	FGA	Pct	3FG	3FGA	3Pct	FT	FTA	Pct	Off	Def	Tot	Avg	PF	FO	Ast	TO	Blk	Stl	Pts	Avg		
2011-12	1	1	24	24.0	5	8	.625	0	2	.000	4	4	1.000	0	1	1	1.0	5	1	1	0	1	1	14	14.0
2012-13	1	1	29	29.0	5	11	.455	1	6	.167	1	1	1.000	0	4	4	4.0	1	0	0	1	0	0	12	12.0
TOTAL	2	2	53	26.5	10	19	.526	1	8	.125	5	5	1.000	0	5	5	2.5	6	1	1	1	1	1	26	13.0
Shane Larkin	Min	Avg	FG	FGA	Pct	3FG	3FGA	3Pct	FT	FTA	Pct	Off	Def	Tot	Avg	PF	FO	Ast	TO	Blk	Stl	Pts	Avg		
2011-12	1	0	12	12.0	0	1	.000	0	0	.000	2	2	1.000	1	0	1	1.0	1	0	3	1	0	3	2	2.0
2012-13	1	1	40	40.0	2	8	.250	1	5	.200	2	2	1.000	0	5	5	5.0	1	0	3	3	0	2	7	7.0
TOTAL	2	1	52	26.0	2	9	.222	1	5	.200	4	4	1.000	1	5	6	3.0	2	0	6	4	0	5	9	4.5
Durand Scott	Min	Avg	FG	FGA	Pct	3FG	3FGA	3Pct	FT	FTA	Pct	Off	Def	Tot	Avg	PF	FO	Ast	TO	Blk	Stl	Pts	Avg		
2009-10	1	1	26	26.0	4	9	.444	1	2	.500	1	4	.250	1	2	3	3.0	2	0	3	3	0	2	10	10.0
2010-11	2	2	71	35.5	12	21	.571	0	3	.000	16	19	.842	1	5	6	3.0	3	0	2	9	0	4	40	20.0
2011-12	1	1	32	32.0	4	5	.800	2	2	1.000	0	0	.000	1	5	6	6.0	2	0	4	2	0	2	10	10.0
2012-13	1	1	27	27.0	1	8	.125	0	3	.000	1	1	1.000	2	9	11	11.0	3	0	2	2	0	0	3	3.0
TOTAL	5	5	156	31.2	21	43	.488	3	10	.300	18	24	.750	5	21	26	5.2	10	0	11	16	0	8	63	12.6

LAST 5 GAMES (2-3)

#	Player	gp-gs	min	avg	fg-fga	fg%	3fg-fga	3fg%	ft-fa	ft%	off	def	tot	avg	pf	dq	a	to	blk	stl	pts	avg
00	Shane Larkin	5-5	185	37.0	29-54	.537	6-20	.300	19-25	.760	3	9	12	2.4	12	0	26	9	0	6	83	16.6
35	Kenny Kadji	5-5	159	31.8	26-53	.491	9-23	.391	11-15	.733	6	33	39	7.8	11	0	3	7	8	0	72	14.4
01	Durand Scott	5-4	182	36.4	22-53	.415	4-12	.333	13-18	.722	6	7	13	2.6	11	0	7	12	1	7	61	12.2
04	Trey McKinney Jones	5-5	145	29.0	16-30	.533	8-19	.421	5-6	.833	2	15	17	3.4	6	0	5	5	0	5	45	9.0
45	Julian Gamble	5-3	94	18.8	11-21	.524	0-0	.000	6-12	.500	7	14	21	4.2	12	0	0	1	8	0	28	5.6
42	Reggie Johnson	5-2	87	17.4	8-26	.308	0-0	.000	3-7	.429	7	17	24	4.8	12	0	3	9	3	1	19	3.8
15	Rion Brown	5-1	98	19.6	5-27	.185	2-14	.143	6-7	.857	2	14	16	3.2	8	0	1	5	0	0	18	3.6
23	Tonye Jekiri	5-0	31	6.2	3-5	.600	0-0	.000	4-6	.667	3	2	5	1.0	5	0	0	1	2	1	10	2.0
21	Erik Swoope	3-0	17	5.7	2-2	1.000	0-0	.000	0-1	.000	3	2	5	1.7	6	0	1	0	0	0	4	1.3
10	Raphael Akpejori	1-0	2	2.0	0-0	.000	0-0	.000	0-0	.000	0	0	0	0.0	0	0	0	0	0	0	0	0.0
Team											7	7	14									
Total.....		5	1000		122-271	.450	29-88	.330	67-97	.691	46	120	166	33.2	83	0	46	49	22	20	340	68.0
Opponents.....		5	1000		123-261	.471	34-84	.405	58-90	.644	38	119	157	31.4	90	2	57	48	23	25	338	67.6

DURING THE STREAK (14-0)

#	Player	gp-gs	min	avg	fg-fga	fg%	3fg-fga	3fg%	ft-fa	ft%	off	def	tot	avg	pf	dq	a	to	blk	stl	pts	avg
35	Kenny Kadji	14-14	390	27.9	71-136	.522	20-49	.408	28-48	.583	17	71	88	6.3	34	1	10	26	19	7	190	13.6
00	Shane Larkin	14-14	504	36.0	67-140	.479	27-65	.415	22-34	.647	5	59	64	4.6	17	0	67	30	3	25	183	13.1
01	Durand Scott	14-14	473	33.8	60-137	.438	11-41	.268	32-41	.780	9	42	51	3.6	35	2	39	30	0	23	163	11.6
04	Trey McKinney Jones	14-14	409	29.2	39-104	.375	21-59	.356	18-23	.783	4	39	43	3.1	17	0	27	14	1	10	117	8.4
45	Julian Gamble	14-14	331	23.6	47-83	.566	0-0	.000	13-29	.448	36	54	90	6.4	36	1	4	11	39	8	107	7.6
15	Rion Brown	14-0	285	20.4	36-79	.456	19-49	.388	14-17	.824	8	11	19	1.4	15	0	10	6	0	6	105	7.5
42	Reggie Johnson	9-0	189	21.0	23-55	.418	0-4	.000	16-25	.640	16	45	61	6.8	22	0	6	21	9	4	62	6.9
23	Tonye Jekiri	14-0	95	6.8	9-16	.563	0-0	.000	2-5	.400	13	11	24	1.7	10	0	2	7	4	3	20	1.4
21	Erik Swoope	10-0	65	6.5	4-8	.500	0-0	.000	3-9	.333	5	10	15	1.5	6	0	1	2	0	0	11	1.1
10	Raphael Akpejori	9-0	49	5.4	3-9	.333	0-0	.000	0-0	.000	3	8	11	1.2	6	0	1	1	1	3	6	0.7
03	Steve Sorenson	4-0	5	1.3	0-0	.000	0-0	.000	1-2	.500	0	0	0	0.0	0	0	0	3	0	0	1	0.3
12	Justin Heller	4-0	5	1.3	0-2	.000	0-1	.000	0-0	.000	0	1	1	0.3	1	0	1	2	0	0	0	0.0
Team											19	33	52					1				
Total.....		14	2800		359-769	.467	98-268	.366	149-233	.639	135	384	519	37.1	199	4	168	154	76	89	965	68.9
Opponents.....		14	2800		298-787	.379	74-250	.296	127-198	.641	138	323	461	32.9	230	4	140	161	41	81	797	56.9

NON-CONFERENCE ONLY (9-3)

#	Player	gp-gs	min	avg	fg-fga	fg%	3fg-fga	3fg%	ft-fa	ft%	off	def	tot	avg	pf	dq	a	to	blk	stl	pts	avg
01	Durand Scott	9-9	324	36.0	51-100	.510	10-27	.370	31-44	.705	9	40	49	5.4	13	0	24	18	1	16	143	15.9
00	Shane Larkin	12-12	433	36.1	60-127	.472	22-50	.440	20-24	.833	4	39	43	3.6	17	0	44	27	1	27	162	13.5
42	Reggie Johnson	7-6	198	28.3	26-61	.426	1-6	.167	35-49	.714	22	49	71	10.1	15	0	8	17	13	3	88	12.6
35	Kenny Kadji	12-12	365	30.4	52-119	.437	12-41	.293	28-39	.718	21	63	84	7.0	33	0	16	25	18	8	144	12.0
04	Trey McKinney Jones	12-10	385	32.1	36-83	.434	18-43	.419	29-32	.906	7	40	47	3.9	25	0	17	13	1	11	119	9.9
45	Julian Gamble	12-6	212	17.7	28-51	.549	0-0	.000	14-29	.483	20	27	47	3.9	18	1	1	10	13	5	70	5.8
15	Rion Brown	12-5	291	24.3	23-73	.315	5-38	.132	12-20	.600	8	16	24	2.0	14	0	14	8	2	6	63	5.3
02	Bishop Daniels	3-0	50	16.7	5-11	.455	3-3	1.000	2-2	1.000	1	2	3	1.0	5	0	3	4	0	6	15	5.0
21	Erik Swoope	9-0	70	7.8	7-9	.778	1-1	1.000	3-10	.300	6	5	11	1.2	5	0	2	2	1	3	18	2.0
10	Raphael Akpejori	6-0	25	4.2	2-4	.500	0-0	.000	1-3	.333	3	4	7	1.2	1	0	0	1	2	0	5	0.8
12	Justin Heller	4-0	5	1.3	1-1	1.000	0-0	.000	0-2	.000	0	3	3	0.8	0	0	1	0	0	0	2	0.5
23	Tonye Jekiri	10-0	63	6.3	1-4	.250	0-0	.000	2-5	.400	4	5	9	0.9	13	0	1	2	3	2	4	0.4
03	Steve Sorenson	3-0	4	1.3	0-0	.000	0-0	.000	0-1	.000	0	0	0	0.0	0	0	0	0	0	0	0	0.0
Team											12	17	29					6				
Total.....		12	2425		292-643	.454	72-209	.344	177-260	.681	117	310	427	35.6	159	1	131	133	55	87	833	69.4
Opponents.....		12	2425		260-688	.378	81-261	.310	120-180	.667	141	279	420	35.0	224	6	136	156	30	64	721	60.1



HEAD COACH JIM LARRAÑAGA

Second Season | Providence, 1971

Hometown: The Bronx, N.Y. | Head Coach: American International, 1977-79 | Bowling Green, 1986-97 | George Mason, 1997-2011 | Miami, 2011-present

LARRAÑAGA'S CAREER

Head Coach

2011-pres. Miami
1997-2011 George Mason
1986-97 Bowling Green
1977-79 American International

Assistant

1979-86 Virginia
1971-76 Davidson

Player / Coach

1977 Geronemo Basketball Club (Belgium)

EDUCATION

Providence College, 1971, B.A. Economics
Archbishop Malloy High School, 1967

NCAA APPEARANCES

1999 - George Mason
2001 - George Mason
2006 - George Mason (Final Four)
2008 - George Mason
2011 - George Mason

NIT APPEARANCES

1990 - Bowling Green
1991 - Bowling Green
1997 - Bowling Green
2002 - George Mason
2004 - George Mason
2009 - George Mason
2012 - Miami

PLAYING CAREER

Geronemo Basketball Club (Belgium) 1976-77
Providence College, 1967-71
Archbishop Molloy, 1963-67

MISCELLANEOUS

Clair Bee Coach of the Year, 2006
CAA Coach of the Year, 2011
CAA Coach of the Year, 1999

PERSONAL

Born: Oct. 2, 1949 Hometown: Bronx, N.Y.
Wife: Liz Sons: Jay and Jon

Jim Larrañaga was named the 12th head coach of the University of Miami men's basketball program on April 22, 2011. In Year One at The U, the Canes posted a 20-13 record, making Larrañaga the first Miami head coach to record 20 wins in his inaugural season in Coral Gables. Under the new coaching staff, UM won nine games in conference play, the first time Miami has posted a winning record in ACC play since joining the conference for the 2004-05 season. The Canes ended the season tied for fourth in the ACC, another program-best accomplishment. On Feb. 5, 2012, Coach L & Co. did what no other hoops coach at Miami had done when he took the Canes into Cameron Indoor Stadium and defeated No. 7/5 Duke. Teetering on the edge of The Dance bubble, the Canes went 1-1 in the ACC Tournament and ended up in the NIT, defeating Valparaiso, but falling to Minnesota, the eventual NIT Championship runner-up.

Larrañaga came to Miami after serving as the head coach at George Mason for 14 seasons. He guided that program to five NCAA Tournament appearances (1999, 2001, 2006, 2008, 2011) - including an unprecedented run to the 2006 Final Four that captured the nation's attention, defeating Michigan State, North Carolina, Wichita State and UConn along the way. Following that run, he was selected the 2006 Clair Bee Coach of the Year. Larrañaga built the GMU Patriots' program into a perennial contender in the highly-regarded Colonial Athletic Association, winning more games than any other coach in program and conference history (273) en route to three conference titles (1999, 2001, 2008). A two-time CAA Coach of the Year honoree, Larrañaga earned the accolade in 2011, leading the Patriots to a 27-7 overall record and 16-2 conference mark en route to the CAA regular-season title and their fifth NCAA Tournament appearance under his leadership. Seeded a program-best eighth in the NCAA Tournament, George Mason rallied from a double-digit deficit to defeat ninth-seeded Villanova, 61-57, before falling to overall No. 1 seed Ohio State in the third

LARRAÑAGA'S CAREER RECORDS

School	Years	Overall	Conference
American International	1977-1979	27-26	none
Bowling Green	1986-1997	170-144	101-85
George Mason	1997-2011	273-164	165-79
Miami	2011-pres.	43-19	23-10
Overall	29	513-353	289-174

COACH JIM LARRAÑAGA AT A GLANCE

2006 Clair Bee Coach of the Year Five NCAA tournament appearances
2001 CAA Coach of the Year 2011, 2008, 2006, 2001, 1999
1999 CAA Coach of the Year Seven postseason NIT appearances
1997 MAC Coach of the Year 2012, 2009, 2004, 2002, 1997,
Seven 20-win seasons 1991, 1990

28 All-Colonial Athletic Conference selections
Coached George Evans, who was a three-time CAA Player of the Year, the CAA Rookie of the Year, a three-time CAA Defensive Player of the Year and on the CAA All-Defensive Team three times.
Two AP All-America (honorable mention) players
Nine CAA All-Defensive Team selections
Eight CAA All-Rookie Team selections
Three Dean Ehlers Award winners - given to the CAA player who best meets the criteria of academic achievement, leadership and community service.
12 All-MAC Conference selections
Coached Antonio Daniels - MAC Player of the Year and MAC Freshman of the Year
Two MAC Freshman of the Year selections
Four MAC All-Freshman Team selections

LARRAÑAGA YEAR-BY-YEAR

Year	School	Overall W-L	Conference W-L	Finish	Post-Season
1977-78	American International	14-13			
1978-79	American International	13-13			
1986-87	Bowling Green	15-14	10-6	3	
1987-88	Bowling Green	12-16	7-9	t-5	
1988-89	Bowling Green	13-15	6-10	t-6	
1989-90	Bowling Green	18-11	9-7	t-3	NIT 0-1
1990-91	Bowling Green	17-13	9-7	t-4	NIT 0-1
1991-92	Bowling Green	14-15	8-8	5	
1992-93	Bowling Green	11-16	8-10	t-6	
1993-94	Bowling Green	18-10	12-6	t-2	
1994-95	Bowling Green	16-11	10-8	t-5	
1995-96	Bowling Green	14-13	9-9	t-6	
1996-97	Bowling Green	22-10	13-5	t-1	NIT 0-1
1997-98	George Mason	9-18	6-10	6	
1998-99	George Mason	19-11	13-3	1	NCAA 0-1
1999-00	George Mason	19-11	12-4	t-1	
2000-01	George Mason	18-12	11-5	3	NCAA 0-1
2001-02	George Mason	19-10	13-5	2	NIT 0-1
2002-03	George Mason	16-12	11-7	4	
2003-04	George Mason	23-10	12-6	3	NIT 2-1
2004-05	George Mason	16-13	10-8	6	
2005-06	George Mason	27-8	15-3	t-1	NCAA 4-1
2006-07	George Mason	18-15	9-9	5	
2007-08	George Mason	23-11	12-6	2	NCAA 0-1
2008-09	George Mason	22-11	13-5	2	NIT 0-1
2009-10	George Mason	17-15	12-6	4	CIT 0-1
2010-11	George Mason	27-7	16-2	1	NCAA 1-1
2011-12	Miami	20-13	9-7	t-4	NIT 1-1
2012-13	Miami	23-6	14-3		
Overall		513-353	289-174		

round. In 2006, Larrañaga became the first coach at a mid-major school to take his team to the Final Four in 27 years and earned an at-large berth for a CAA team for the first time in 20 years. Along the way, he led Mason to a school record in wins, the school's first national ranking, George Mason's first appearance in the Top 10 and the school's first wins over Top 10 teams.

With 29 years of head coaching experience, the native of Bronx, N.Y., previously served as the head coach at Bowling Green for 11 seasons (1986-1997) and at Division II American International for two seasons (1977-79).

His first coaching opportunity came at Davidson College, where he served as an assistant coach to Terry Holland. Davidson captured three Southern Conference regular-season championships and an NIT berth in his five years there, and he compiled a 47-12 record doubling as the freshman team coach. In 1976, he left Davidson and spent one season as player-coach for the Geronemo Basketball Club in Belgium.

A 1971 graduate of Providence College with a degree in economics, Larrañaga was a four-year letterman for the Friars. As the team captain in his senior season, he led Providence to a 20-8 record and an NIT appearance. He graduated as the school's fifth all-time leading scorer with 1,258 points and was selected in the sixth round of the draft by the Detroit Pistons of the National Basketball Association. He was the team's top scorer as a sophomore and junior and was named New England's Division I Sophomore of the Year in 1969. He was inducted into the Providence College Hall of Fame in 1991.

Larrañaga, 63, and his wife, Liz, have two sons - Jay, who played for his father at Bowling Green and is an assistant coach with the Boston Celtics, and Jon, who was a member of his father's George Mason teams from 1999-2003 - and four grandchildren.

THE LAST TIME A ...**Player Scored 30 Points**

Miami Kenny Kadji (30), UNC Greensboro, 1/2/12
 Opponent Ryan Kelly (36), at Duke, 3/2/13

Player Scored 35 Points

Miami Jack McClintock (35) vs. North Carolina, 3/15/09
 Opponent Ryan Kelly (36), at Duke, 3/2/13

Player Scored 40 Points

Miami Darius Rice (43) vs. Connecticut, 1/20/03
 Opponent Sean Singletary (41), Virginia, 3/1/08

Two Players Scored 20 Points

Miami Shane Larkin (22), Kenny Kadji (20) vs. Virginia Tech, 2/27/13
 Opponent Omari Grier (27), Raymond Taylor (20) FAU, 12/17/11

Three Players Scored 20 Points

Miami Dwayne Collins (23), Brian Asbury (21), Jack McClintock (20) vs. Virginia Tech, 1/25/09
 Opponent Travis Mays (40), Alvin Heggs (22), Lance Blanks (21), Texas, 2/22/89

Five Players Scored in Double Figures

Miami Durand Scott (18), Julian Gamble (16), Reggie Johnson (15), Shane Larkin (13), Kenny Kadji (13), at NC State, 2/2/13
 Opponent Jon Scheyer (27), DeMarcus Nelson (19), Kyle Singler (12), Greg Paulus (12), Lance Thomas (10) Duke, 2/20/08

Six Players Scored in Double Figures

Miami Durand Scott (17), Rion Brown (15), Reggie Johnson (11), Shane Larkin (11), Trey McKinney Jones (11), DeQuan Jones (11) vs. Appalachian State, 12/30/11

Player Grabbed 15 Rebounds

Miami Reggie Johnson (20) vs. Florida Atlantic, 3/16/11
 Opponent Gani Lawal (18), Georgia Tech, 2/10/10

Two Players Grabbed 10 Rebounds

Miami Kenny Kadji (12) and Reggie Johnson (11) vs. Stetson, 11/9/12
 Opponent Marcus Ginyard (12), John Henson (12), North Carolina, 3/2/10

Three Players Grabbed 10 Rebounds

Miami Mark Richardson (11), Eric Brown (10), Joe Wylie (10) vs. FIU, 3/6/89
 Opponent Matt Harpring (12), Dion Glover (10), Michael Maddox (10), Georgia Tech, 12/2/79

Player Had 10 Assists

Miami Durand Scott (10) vs. North Carolina Central, 11/14/09
 Opponent Kendall Marshall (10), North Carolina, 3/11/11

Player Had 10 Blocks

Miami Anthony King (10) vs. Florida Atlantic, 11/29/04
 Opponent Jarvis Varnado (10), Mississippi State, 12/13/07

Player Had a Double-Double

Miami Kenny Kadji (18 pts, 11 rebs) vs. Georgia Tech, 3/6/13
 Opponent CJ Leslie (18 pts, 12 rebs) at NC State, 2/2/13

Player Had a Triple-Double

Miami Anthony King (11 pts, 10 reb, 13 blks) vs. Florida Atlantic, 11/29/04
 Opponent Brendan Haywood (18 pts, 14 reb, 10 blks), North Carolina, 12/4/00

Two Players Had Double-Doubles

Miami Reggie Johnson (22 pts, 11 rebs) & Kenny Kadji (12 pts, 12 rebs), vs. Stetson, 11/9/12
 Opponent Hasheem Thabeet (19 pts, 14 reb), A.J. Price (13 pts, 11 reb), Connecticut, 11/23/08

Team Scored 100 Points

Miami 108 vs. Nova Southeastern, 11/16/09
 Opponent 105, North Carolina, 1/31/07

Team Scored 50 Points in a Half

Miami 51, (2nd half) at Hawaii, 12/22/12
 Opponent 51 (2nd half), UCF, 12/18/10

Team Shot 50 Percent in Both Halves

Miami .739 (17-23) / .542 (13-24) at Florida State, 2/13/13
 Opponent .538 (14-26) / .500 (16-32) vs. Georgia Tech, 3/6/13

Team Shot 60 Percent in a Half

Miami .739 (17-23), first half, at Florida State, 2/13/13
 Opponent .650 (13-20), second half, at NC State, 2/2/13

Team Shot 70 Percent in a Half

.739 (17-23), first half at Florida State, 2/13/13

Team Shot 60 Percent in a Game

Miami .638 (30-47), at Florida State, 2/13/13
 Opponent .622 (23-37), Clemson, 12/21/08

Team Shot Less Than 30 Percent in a Game

Miami .291 (16-55), FGCU, 11/13/12
 Opponent .297 (22-74), Duke, 1/23/13

Miami 87, Stetson 79

Game 1

11/09/12

BankUnited Center

Stetson 0-1 Player fg fga fg3 fga ft fta of de tot pf tp a to b s min

TOTAL FG% 1st Half: 12-29 41.4% 2nd Half: 16-34 47.1%

Miami 1-0 Player fg fga fg3 fga ft fta of de tot pf tp a to b s min

TOTAL FG% 1st Half: 11-28 39.3% 2nd Half: 21-33 63.6%

Officials: Jerry Heater, JB Caldwell, Brian Shey

Score by Periods 1st 2nd Total Stetson 34 45 79 University of Miami 34 53 87

Miami 77, Detroit 62

Game 4

11/24/12

BankUnited Center

DETROIT 2-2 Player fg fga fg3 fga ft fta of de tot pf tp a to b s min

TOTAL FG% 1st Half: 11-32 34.4% 2nd Half: 10-27 37.0%

Miami 3-1 Player fg fga fg3 fga ft fta of de tot pf tp a to b s min

TOTAL FG% 1st Half: 14-27 51.9% 2nd Half: 14-27 51.9%

Officials: Mike Eades, Ray Natili, Earl Walton

Score by Periods 1st 2nd Total Detroit 31 31 62 University of Miami 35 42 77

Points in the paint-DETROIT 16,UM 42. Points off turnovers-DETROIT 11,UM 16.

FGCU 63, Miami 51

Game 2

11/13/12

Alico Arena

Miami 1-1 Player fg fga fg3 fga ft fta of de tot pf tp a to b s min

TOTAL FG% 1st Half: 8-30 26.7% 2nd Half: 8-25 32.0%

FGCU 1-1 Player fg fga fg3 fga ft fta of de tot pf tp a to b s min

TOTAL FG% 1st Half: 14-26 53.8% 2nd Half: 11-25 44.0%

Officials: Brian Shey, Frank Raposo and Jerry Heater

Score by Periods 1st 2nd Total University of Miami 25 26 51 Florida Gulf Coast 32 31 63

Miami 67, #13/14 Michigan State 59

Game 5

11/28/12

BankUnited Center

Michigan State 5-2 Player fg fga fg3 fga ft fta of de tot pf tp a to b s min

TOTAL FG% 1st Half: 13-29 44.8% 2nd Half: 11-30 36.7%

Miami 4-1 Player fg fga fg3 fga ft fta of de tot pf tp a to b s min

TOTAL FG% 1st Half: 11-24 45.8% 2nd Half: 10-20 50.0%

Officials: Roger Ayers, Les Jones, Ed Corbett

Score by Periods 1st 2nd Total Michigan State 31 28 59 University of Miami 27 40 67

Points in the paint-MSU 30,UM 14. Points off turnovers-MSU 13,UM 18.

Miami 73, Jacksonville 57

Game 3

11/16/12

BankUnited Center

Jacksonville Player fg fga fg3 fga ft fta of de tot pf tp a to b s min

TOTAL FG% 1st Half: 8-23 34.8% 2nd Half: 12-27 44.4%

Miami Player fg fga fg3 fga ft fta of de tot pf tp a to b s min

TOTAL FG% 1st Half: 8-15 53.3% 2nd Half: 15-24 62.5%

Officials: Patrick Adams, Doug Sirmons, Ron Grover

Score by Periods 1st 2nd Total Jacksonville 23 34 57 University of Miami 27 46 73

Miami 75, UMass 62

Game 6

12/01/12

Mullins Center

Miami 5-1 Player fg fga fg3 fga ft fta of de tot pf tp a to b s min

TOTAL FG% 1st Half: 11-27 40.7% 2nd Half: 14-25 56.0%

Massachusetts 3-3 Player fg fga fg3 fga ft fta of de tot pf tp a to b s min

TOTAL FG% 1st Half: 9-35 25.7% 2nd Half: 9-28 32.1%

Officials: Sean Hull, Tim Kelly, Chuck Jones

Score by Periods 1st 2nd Total Massachusetts 25 37 62

Points in the paint-UM 32,UMASS 18. Points off turnovers-UM 6,UMASS 6.

Miami 62, Georgia Tech 49 Game 13 McCamish Pavilion 1/5/13

Statistical table for Miami 62 vs Georgia Tech 49. Includes player stats and team totals for the game on 1/5/13 at McCamish Pavilion.

Statistical table for Georgia Tech 10-3, 0-1. Includes player stats and team totals for the game on 1/5/13 at McCamish Pavilion.

Officials: Roger Ayers, Mike Eades, Doug Shows. Technical fouls: University of Miami-None, Georgia Tech-None.

Score by Periods table for Miami 62 vs Georgia Tech 49. Shows 1st, 2nd, and Total scores.

Points in the paint-UM 28,GT 16. Points off turnovers-UM 12,GT 10. 2nd chance points-UM 8,GT 8. Fast break points-UM 11,GT 7.

Miami 68, UNC 59 Game 14 Smith Center 1/11/13

Statistical table for Miami 68 vs UNC 59. Includes player stats and team totals for the game on 1/11/13 at Smith Center.

Statistical table for UNC 10-5, 0-2 ACC. Includes player stats and team totals for the game on 1/11/13 at Smith Center.

Officials: Les Jones, Michael Stephens, Joe Lindsay. Technical fouls: University of Miami-None, North Carolina-None.

Score by Periods table for Miami 68 vs UNC 59. Shows 1st, 2nd, and Total scores.

Points in the paint-UM 22,NC 26. Points off turnovers-UM 14,NC 6. 2nd chance points-UM 11,NC 14. Fast break points-UM 2,NC 4.

Miami 54, Maryland 47 Game 15 BankUnited Center 1/13/13

Statistical table for Miami 54 vs Maryland 47. Includes player stats and team totals for the game on 1/13/13 at BankUnited Center.

Statistical table for Maryland 13-3, 1-2. Includes player stats and team totals for the game on 1/13/13 at BankUnited Center.

Officials: James Luckie, John Cahil, Tony Greene. Technical fouls: Maryland-None, University of Miami-None.

Score by Periods table for Miami 54 vs Maryland 47. Shows 1st, 2nd, and Total scores.

Points in the paint-MD 30,UM 24. Points off turnovers-MD 2,UM 9. 2nd chance points-MD 8,UM 8. Fast break points-MD 4,UM 4.

Miami 60, Boston College 59 Game 16 Conte Forum 1/16/13

Statistical table for Miami 60 vs Boston College 59. Includes player stats and team totals for the game on 1/16/13 at Conte Forum.

Statistical table for BC 9-8; 1-3 ACC. Includes player stats and team totals for the game on 1/16/13 at Conte Forum.

Officials: Karl Hess, Bryan Kersey, Tim Nestor. Technical fouls: University of Miami-None, Boston College-None.

Score by Periods table for Miami 60 vs Boston College 59. Shows 1st, 2nd, and Total scores.

Points in the paint-UM 26,BC 18. Points off turnovers-UM 10,BC 7. 2nd chance points-UM 11,BC 8. Fast break points-UM 0,BC 0.

#25 Miami 90, #1 Duke 63 Game 17 BankUnited Center 1/23/13

Statistical table for #25 Miami 90 vs #1 Duke 63. Includes player stats and team totals for the game on 1/23/13 at BankUnited Center.

Statistical table for Miami 14-3, 5-0. Includes player stats and team totals for the game on 1/23/13 at BankUnited Center.

Officials: Karl Hess, Ray Natili, Sean Hull. Technical fouls: Duke-None, Miami-None.

Score by Periods table for #25 Miami 90 vs #1 Duke 63. Shows 1st, 2nd, and Total scores.

Points in the paint-DU 36,UM 38. Points off turnovers-DU 16,UM 12. 2nd chance points-DU 10,UM 10. Fast break points-DU 0,UM 4.

#25 Miami 71, Florida State 47 Game 18 BankUnited Center 1/27/13

Statistical table for #25 Miami 71 vs Florida State 47. Includes player stats and team totals for the game on 1/27/13 at BankUnited Center.

Statistical table for Florida State 11-8, 3-3. Includes player stats and team totals for the game on 1/27/13 at BankUnited Center.

Officials: Joe Lindsay, Tim Kelly, Mike Stuart. Technical fouls: Florida State-None, Miami-None.

Score by Periods table for #25 Miami 71 vs Florida State 47. Shows 1st, 2nd, and Total scores.

Points in the paint-FS 18,UM 34. Points off turnovers-FS 5,UM 11. 2nd chance points-FS 2,UM 15. Fast break points-FS 9,UM 4.

#14/15 Miami 73, Va. Tech 64 Game 19 Cassell Stadium 1/30/13

Stat table for Game 19: Miami 16-3, 7-0 vs Va. Tech. Totals: 26 54 9 24 1216 10 23 33 12 73 12 12 8 6 200

Stat table for Game 19: Virginia Tech 11-9, 2-5 vs Miami. Totals: 24 53 10 20 6 11 9 20 29 18 64 11 17 2 4 200

Summary statistics for Game 19: TOTAL FG% 1st Half: 13-28 46.4% 2nd Half: 13-26 50.0% Game: 48.1%

Officials: Karl Hess, Bryan Kersey, Brian Dorsey. Technical fouls: University of Miami-None. Virginia Tech-None.

Score by Periods table for Game 19 showing 1st, 2nd, and Total scores for both teams.

Points in the paint-UM 26, VT 16. Points off turnovers-UM 16, VT 12. 2nd chance points-UM 8, VT 6. Fast break points-UM 4, VT 12.

#14/15 Miami 79, #19 NC State 78 Game 20 PNC Arena 2/2/13

Stat table for Game 20: Miami 17-3 (8-0 ACC) vs NC State. Totals: 30 61 3 21 1623 12 16 28 16 79 9 8 2 10 200

Stat table for Game 20: NC State 16-6 (5-4 ACC) vs Miami. Totals: 28 52 4 9 1821 9 22 31 17 78 11 12 3 5 200

Summary statistics for Game 20: TOTAL FG% 1st Half: 14-32 43.8% 2nd Half: 16-29 55.2% Game: 49.2%

Officials: James Luckie, Tim Kelly, Bernard Clinton. Technical fouls: University of Miami-Reggie Johnson. NC State-None.

Score by Periods table for Game 20 showing 1st, 2nd, and Total scores for both teams.

Points in the paint-UM 50, ST 44. Points off turnovers-UM 22, ST 8. 2nd chance points-UM 16, ST 8. Fast break points-UM 15, ST 17.

#8/11 Miami 72, Boston College 50 Game 21 BankUnited Center 2/5/13

Stat table for Game 21: BC 10-12, 2-7 ACC vs Miami. Totals: 20 54 5 23 5 10 11 19 30 16 50 6 11 1 8 200

Stat table for Game 21: Miami 18-3, 9-0 ACC vs BC. Totals: 27 57 11 22 7 14 16 26 42 13 72 16 11 4 7 200

Summary statistics for Game 21: TOTAL FG% 1st Half: 8-21 38.1% 2nd Half: 12-33 36.4% Game: 37.0%

Officials: Karl Hess, Mike Eades, Ray Natili. Technical fouls: Boston College-None. University of Miami-None.

Score by Periods table for Game 21 showing 1st, 2nd, and Total scores for both teams.

Points in the paint-BC 16, UM 26. Points off turnovers-BC 16, UM 9. 2nd chance points-BC 8, UM 11. Fast break points-BC 0, UM 5.

#8/11 Miami 87, North Carolina 61 Game 22 BankUnited Center 2/9/13

Stat table for Game 22: UNC 16-7 (6-4 ACC) vs Miami. Totals: 25 65 6 20 5 6 11 18 29 15 61 10 11 3 3 200

Stat table for Game 22: Miami 19-3 (10-0 ACC) vs UNC. Totals: 31 57 15 26 10 12 9 29 38 7 87 17 13 6 3 200

Summary statistics for Game 22: TOTAL FG% 1st Half: 17-30 56.7% 2nd Half: 14-27 51.9% Game: 54.4%

Officials: James Luckie, Tim Nestor, Gary Maxwell. Technical fouls: North Carolina-None. Miami-Julian Gamble.

Score by Periods table for Game 22 showing 1st, 2nd, and Total scores for both teams.

Points in the paint-NC 18, UM 22. Points off turnovers-NC 9, UM 16. 2nd chance points-NC 13, UM 12. Fast break points-NC 7, UM 6.

#3/4 Miami 74, Florida State 68 Game 23 Tucker Center 2/13/13

Stat table for Game 23: Miami 20-3 (11-0 ACC) vs FSU. Totals: 30 47 3 8 1119 6 16 22 19 74 9 16 4 9 200

Stat table for Game 23: FSU 13-11 (5-6 ACC) vs Miami. Totals: 24 52 4 15 1621 10 16 26 18 68 9 17 2 7 200

Summary statistics for Game 23: TOTAL FG% 1st Half: 17-23 73.9% 2nd Half: 13-24 54.2% Game: 63.8%

Officials: Les Jones, Brian Dorsey, Tim Kelly. Technical fouls: University of Miami-None. Florida State-None.

Score by Periods table for Game 23 showing 1st, 2nd, and Total scores for both teams.

Points in the paint-UM 36, FSU 30. Points off turnovers-UM 21, FSU 21. 2nd chance points-UM 4, FSU 13. Fast break points-UM 10, FSU 6.

#3/4 Miami at Clemson Littlejohn Coliseum 2/17/13

Stat table for Game 24: Miami 21-3, 12-0 ACC vs Clemson. Totals: 18 52 3 19 6 7 11 32 43 15 45 7 13 3 4 200

Stat table for Game 24: Clemson 13-12, 5-8 ACC vs Miami. Totals: 17 56 4 17 5 13 13 24 37 12 43 8 6 4 9 200

Summary statistics for Game 24: TOTAL FG% 1st Half: 7-27 25.9% 2nd Half: 11-25 44.0% Game: 34.6%

Officials: Karl Hess, Tim Nestor, John Cahill. Technical fouls: University of Miami-None. Clemson-None.

Score by Periods table for Game 24 showing 1st, 2nd, and Total scores for both teams.

Points in the paint-UM 24, CU 16. Points off turnovers-UM 4, CU 11. 2nd chance points-UM 8, CU 5. Fast break points-UM 2, CU 10.

2012-13 Photo Roster



25
Garrius Adams
Sr. | G | 6-6 | 195
Apex, N.C.
Middle Creek




10
Raphael Akpejori
Jr. | F | 6-10 | 236
Lagos, Nigeria
Sunrise Christian Academy (Kan.)




15
Rion Brown
Jr. | G | 6-6 | 200
Hinesville, Ga.
Liberty County



45
Julian Gamble
Sr. | F/C | 6-10 | 250
Durham, N.C.
Southern Durham




12
Justin Heller
Jr. | G | 6-2 | 180
Boca Raton, Fla.
West Boca Raton Community




Tonye Jekiri
Fr. | C | 7-0 | 227
Hialeah, Fla.
Champagnat Catholic School



42
Reggie Johnson
Sr. | C | 6-10 | 292
Winston-Salem, N.C.
Winston-Salem Prep




35
Kenny Kadji
Sr. | F/C | 6-11 | 242
Douala, Cameroon
Pendleton/IMG/Florida



0
Shane Larkin
So. | G | 5-11 | 176
Orlando, Fla.
Dr. Phillips (Fla.)




4
Trey McKinney Jones
Sr. | G | 6-5 | 220
Milwaukee, Wis.
South Milwaukee/UMKC



1
Durand Scott
Sr. | G | 6-5 | 203
The Bronx, N.Y.
Rice High



3
Steve Sorenson
Fr. | G | 6-0 | 151
Dallas, Texas
Mark's School of Texas



21
Erik Swoope
Jr. | F | 6-6 | 233
Lake Elsinore, Calif.
Harvard-Westlake



Jim Larranaga
Head Coach



Eric Konkol
Assistant Coach



Michael Huger
Assistant Coach



Chris Caputo
Assistant Coach



Mike Summey
Director of Operations



GARRIUS ADAMS

Senior | Guard | 6-6 | 195

Apex, N.C. | Middle Creek

#25

Adams Season / Career Highs

Points	Season: --
	Career: 16, at UNGC 02/15/11
Rebounds	Season: --
	Career: 9, vs. Virginia 2/5/11
Assists	Season: --
	Career: 6, vs. McNeese State 11/24/10
Steals	Season: --
	Career: 3, (4x) last at Ole Miss 11/25/11
Blocked Shots	Season: --
	Career: 2, (2x) last vs. Boston College 1/19/10
Field Goals	Season: --
	Career: 6, at UNGC 2/15/11
Field Goal Attempts	Season: --
	Career: 11, at UNGC 2/15/11
Free Throws	Season: --
	Career: 7, vs. UCF 12/18/10
Free Throw Attempts	Season: --
	Career: 12, vs. UCF 12/18/10
3-Point Field Goals	Season: --
	Career: 4 (2x) last at West Virginia 12/10/11
3-Point Field Goal Attempts	Season: --
	Career: 7 (4x) last vs. FGCU 11/22/11
Foul Disqualifications	Season: --
	Career: 1, vs. Tennessee Tech 11/11/11
Minutes	Season: --
	Career: 40, vs. Virginia 2/5/11

As a Junior (2011-12): In 19 games, averaged 4.5 points, 2.1 rebounds, 0.9 assists and 0.6 steals in 16.9 minutes per game ... Shot 39.7 percent from field, 34.0 from distance and 55.0 at the line ... Started first six games of season ... Sat out 14 games in January and February with lower extremity injury. Had surgery on Jan. 19 and returned to court Feb. 18 ... Posted 2.4 points, 0.6 rebounds in five ACC games ... Scored 6.5 ppg in two NIT games, playing 25.5 mpg ... Led (or tied) for team game highs in steals four times and in scoring, rebounding, assists and blocks once apiece ... Season highs include 15 points at West Virginia, eight rebounds vs. Tennessee Tech, three assists vs. Valparaiso, trio of steals at Ole Miss, four three-pointers made at West Virginia and 32 minutes at West Virginia and against Florida Gulf Coast.

As a Sophomore (2010-11): Played in all 36 games, with 24 starts - including stretch of 15 straight during ACC play (1/15-3/6) ... Averaged 7.3 points, 3.7 rebounds, 1.8 assists and 1.0 steal in 28.2 minutes per game ... Played at least 20 minutes in 33-of-36 games this season, with 1,014 minutes on hardwood, ranking 17th in program history ... Scored in double-figures 12 times, including seven times versus ACC opponents ... Grabbed five-plus boards 11 times, including season-high nine in overtime win against Virginia (2/5).

As a Freshman (2009-10): Averaged 3.8 points and 2.1 rebounds per game, playing in 32 games as true freshman -- tying Reggie Johnson for second-most appearances among UM freshmen in 2009-10 ... Started seven-straight games in ACC play -- also second most among UM freshmen, posting 3.9 points and 1.7 boards per outing versus conference opponents ... Knocked down three-pointer in seven of last 12 games ... Scored in double figures twice, including season- and game-high 13 points at Wake Forest (2/2) on season-best 4-of-8 shooting from field -- including season-best 3-for-5 from beyond the -- with three rebounds and steal.

High School: Ranked among the top 20 shooting guards by ESPN and among top 30 by Scout ... Averaged 21.8 points per game as a senior en route to setting Middle Creek High School scoring record in career points ... In 2009, named to N.C. Basketball Coaches Association District 5 All-District first team and *NCPreps.com* All-State Boys Basketball Team ... Competed in North Carolina/South Carolina All-Star Classic ... As a junior, averaged 18.2 points and 7.8 rebounds per game en route to NCHSAA 4-A All-State honors ... Coached by David Kushner ... Averaged 20.1 points per game with AAU team -- Garner Road, and was named to all-tournament team at Bob Gibbons Tournament of Champions in May 2008 ... Also recruited by Wake Forest, NC State, Virginia Tech and South Carolina.

Personal: First name is pronounced GARY-us ... Born Nov. 15, 1990 ... Son of Valerie and Gary Adams ... Brother to Deion, Ashley and Destiny ... Will graduate in June 2013 with a degree in sports administration ... Aspirations of becoming general manager of NBA team ... Off the court, enjoys music.

2009-10			
Opposition	P	R	A
NC Central	3	4	0
Nova Southeastern	10	2	0
Tulane	4	2	1
UNC Wilmington	0	0	0
South Carolina	3	2	0
FGCU	6	3	2
USC Upstate	1	3	1
Minnesota	2	1	1
at Boston College	4	1	1
SC State	5	4	1
at Stetson	4	5	0
FAU	9	2	1
NC A&T	1	8	1
Bethune-Cookman	6	2	0
at Pepperdine	5	1	2
Wake Forest	0	1	0
at Virginia Tech	6	2	1
at Virginia	0	1	0
Boston College	2	2	3
at Maryland	4	1	1
Virginia Tech	3	1	0
at Wake Forest	13	3	0
at Florida St.	5	3	1
Georgia Tech	6	3	0
at Clemson	5	0	2
Duke	2	2	0
Virginia	3	3	0
NC State	9	1	0
at North Carolina	0	1	0
Florida St.	0	2	0
Wake Forest	0	0	0
Duke	0	0	0

2010-11			
Opposition	P	R	A
Jacksonville	3	1	3
at Memphis	5	7	0
N.C. Central	10	3	2
at Rutgers	0	0	0
McNeese St.	11	4	6
at FGCU	13	5	1
Ole Miss	6	3	2
West Virginia	9	3	2
Stetson	4	2	5
UCF	7	5	0
Oral Roberts	10	2	0
Rice	9	4	3
Akron	4	1	1
Pepperdine	6	0	2
at Duke	0	3	0
at Clemson	14	5	3
BC	12	2	2
Florida St.	2	8	2
at NC State	2	2	2
UNC	12	3	1
at Virginia Tech	11	2	1
Georgia Tech	11	3	1
Virginia	8	9	2
at Wake Forest	8	4	1
Duke	9	6	2
at UNGC	16	4	2
Clemson	4	5	3
at BC	12	6	4
at Florida St.	7	8	3
Maryland	4	4	3
at Georgia Tech	7	1	1
Virginia Tech	10	5	2
UNC	0	3	1
FAU	4	2	1
Missouri St.	8	3	1
at Alabama	4	4	1

2011-12			
Opposition	P	R	A
TENNESSEE TECH	3	8	0
RUTGERS	9	3	2
UNF	14	5	2
FLA. GULF COAST	7	4	1
at Ole Miss	4	7	1
at Purdue	2	1	1
Memphis	0	0	0
at West Virginia	15	3	2
APPALACHIAN ST.	3	1	1
UNCG	0	1	1
WAKE FOREST	10	2	0
at Maryland	0	0	0
FLORIDA STATE	1	0	0
at NC State	5	1	0
BOSTON COLLEGE	0	0	1
at Georgia Tech	0	0	0
vs. Florida State	3	1	1
VALPARAISO	8	2	3
MINNESOTA	5	1	0

ADAMS CAREER STATISTICS																									
Season	GP	GS	Min.	Avg.	FG		Total	3-Point		Free Throws		Rebounds				Scoring									
					Pct.	FGA	Pct.	FGA	Pct.	FTA	Pct.	Off.	Def.	Tot.	Avg.	PF	FO	Ast.	TO	Blk	Stl	Pts.	Avg.		
2009-10	32	7	540	16.9	38	118	.322	26	89	.292	19	29	.655	19	47	66	2.1	20	0	19	25	6	23	121	3.8
2010-11	36	24	1014	28.2	88	227	.388	35	114	.307	51	75	.680	37	95	132	3.7	68	0	66	60	6	37	262	7.3
2011-12	19	6	319	16.8	29	73	.397	16	47	.340	11	20	.550	11	29	40	2.1	21	1	17	14	2	11	85	4.5
TOTAL	87	37	1873	21.5	155	418	.371	77	250	.308	81	124	.653	67	171	238	2.7	109	1	102	99	14	71	468	5.4



RAPHAEL AKPEJIORI #10

Junior | Forward | 6-10 | 236

Lagos, Nigeria | Sunrise Christian Academy (Kan.)

- Very strong and physical player who loves contact and has no regard for his own body
- Sets hard screens and rebounds at a good rate
- Majoring in mechanical engineering, taking classes such as applied thermodynamics and design of fluid & thermal systems. Three siblings are studying in Nigeria to be a civil engineer, chemical engineer and cell biology & genetics engineer.
- 185 test: 16 reps | Front squat: 330 | 1-step vertical: 33.5 | Bench max: 270
- Improved bench max from 215 to 270 and 185 test from 9-16 in 15 months under strength coach Jim Krumpus
- Full name is Ethasor Raphael Akpejori ... Goes by Raphael ... First name is pronounced A-tha-saur ... Last name is pronounced AHK-peh-jour-ee
- Born Oct. 10, 1990
- Also recruited by Texas A&M, Colorado, USF and UCF

As a Sophomore (2011-12):

- Averaged 3.1 points and 2.6 rebounds in first nine games of season
- Led (or tied) for team game highs in blocked shots three times and in rebounds once
- Averaged 11.9 minutes per game until return of Reggie Johnson
- Book Buster (3.0 GPA), Athletics Director Honor Roll (3.2 GPA), Dean's List (3.5 GPA)

As a Freshman (2010-11):

- UM's second-most active player on glass, pulling down 18.5 percent of rebounds when in game - including 20.8 percent of defensive boards.

High School

Kansas All-State Class 1-A honorable mention selection ... Rated as No. 64 power forward by ESPN ... Played AAU basketball for Baltimore Elite ... Played in international game during 2008 Jordan Brand Basketball Classic in New York City.

2010-11				2011-12			
Opposition	P	R	A	Opposition	P	R	A
Jacksonville	0	1	0	TENNESSEE TECH	7	3	0
at Memphis	2	1	0	RUTGERS	3	1	1
N.C. Central	8	5	0	UNF	5	4	0
at Rutgers	4	2	0	FLA. GULF COAST	0	0	0
McNeese St.	2	4	0	at Ole Miss	0	1	0
at FGCU	1	2	0	at Purdue	2	7	1
West Virginia	0	0	0	UMASS	6	3	0
Stetson	2	0	0	Memphis	2	2	0
UCF	1	1	0	at West Virginia	3	2	0
Oral Roberts	2	4	0	at Charlotte	0	0	0
Rice	0	2	0	APPALACHIAN ST.	0	0	0
Pepperdine	3	2	0	at North Carolina	2	1	0
at Duke	1	3	0	at Boston College	0	0	0
at Clemson	0	0	0	MARYLAND	4	1	0
Florida St.	2	0	0	VIRGINIA TECH	0	0	0
UNC	1	1	0	NORTH CAROLINA	0	0	0
at Virginia Tech	0	0	0	WAKE FOREST	0	0	0
at UNC	2	2	0	at Maryland	2	2	0
Maryland	0	0	0	FLORIDA STATE	0	4	0
at Alabama	0	1	0	at Georgia Tech	0	0	0
				vs. Florida State	0	1	0
				MINNESOTA	0	1	0

Akpejori Season / Career Highs

Points

Season: 4, at Boston College, 1/16/13
 Career: 8, vs. NC Central 11/19/10
 ACC: 4 (2x) last at Boston College, 1/16/13

Rebounds

Season: 4 (2x) last vs. Maryland, 1/13/13
 Career: 7, at Purdue 11/29/11
 ACC: 4 (3x) last vs. Maryland, 1/13/13

Assists

Season: 1, vs. Florida State, 1/27/13
 Career: 1 (3x), last vs. Florida State, 1/27/13
 ACC: 1, vs. Florida State, 1/27/13

Steals

Season: 1 (3x), last vs. Florida State, 1/27/13
 Career: 1, (8x), last vs. Florida State, 1/27/13
 ACC: 1 (5x), last vs. Florida State, 1/27/13

Blocked Shots

Season: 2, vs. Charlotte, 12/14/12
 Career: 4 (2x), last vs. UNF 11/19/11
 ACC: 2, vs. Florida State, 1/19/11

Field Goals

Season: 2, at Boston College, 1/16/13
 Career: 3(2x) last vs. Tennessee Tech 11/11/11
 ACC: 2 (2x) last at Boston College, 1/16/13

Field Goal Attempts

Season: 3 (2x) last at Boston College, 1/16/13
 Career: 4, UNF 11/19/11
 ACC: 3 (3x) last at Boston College, 1/16/13

Free Throws

Season: 1, vs. Arizona, 12/23/12
 Career: 4, at Rutgers 11/21/10
 ACC: 2, vs. Florida State, 1/19/11

Free Throw Attempts

Season: 2, vs. Arizona, 12/23/12
 Career: 4 (4x), last vs. Memphis 12/06/11
 ACC: 3, at Duke, 1/2/11

3-Point Field Goals

Season: --
 Career: --
 ACC: --

3-Point Field Goal Attempts

Season: --
 Career: --
 ACC: --

Foul Disqualifications

Season: --
 Career: --

Minutes


Season: 13, at Georgia Tech, 1/5/13
 Career: 22, vs. UNF 11/19/11
 ACC: 13, at Georgia Tech, 1/5/13

CAREER STATISTICS

Season	GP	GS	Min.	Avg.	Total			3-Point			Free Throws			Rebounds				Scoring							
					FG	FGA	Pct.	FG	FGA	Pct.	FT	FTA	Pct.	Off.	Def.	Tot.	Avg.	PF	FO	Ast.	TO	Blk	Stl	Pts.	Avg.
2010-11	20	0	98	4.9	5	10	.500	0	0	.000	21	32	.656	13	18	31	1.6	16	0	5	12	2	31	1.6	
2011-12	22	3	147	6.7	13	27	.481	0	0	.000	10	17	.588	21	12	33	1.5	27	0	2	7	11	4	36	1.6
2012-13	15	0	73	4.9	5	13	.385	0	0	.000	1	3	.333	6	12	18	1.2	7	0	1	2	3	3	11	0.7
TOTAL	57	3	318	5.6	23	50	.460	0	0	.000	32	52	.615	40	42	82	1.4	50	0	3	14	26	9	78	1.4

AKPEJIORI 2012-13

Opponent	Date	TOTAL			3-PTS			FREE THROWS			REBOUNDS				PF	FO	A	TO	Blk	Stl	Pts	Avg	
		GS	Min	FG	FGA	Pct	3FG	FGA	Pct	FT	FTA	Pct	Off	Def									Tot
CHARLOTTE	12-14-12	3	1	2	.500	0	0	.000	0	1	.000	0	0	0	0.0	0	0	0	2	0	2	2.0	
at UCF	12-18-12	1	0	0	.000	0	0	.000	0	0	.000	0	1	1	0.5	0	0	0	0	0	0	1.0	
at Hawai'i	12-22-12	4	0	0	.000	0	0	.000	0	0	.000	1	1	2	1.0	0	0	0	0	0	0	0.7	
vs Arizona	12-23-12	3	0	0	.000	0	0	.000	1	2	.500	0	1	1	1.0	0	0	0	0	0	1	0.8	
vs Indiana State	12-25-12	11	1	2	.500	0	0	.000	0	0	.000	2	1	3	1.4	1	0	0	1	0	2	1.0	
LA SALLE	01-02-13	3	0	0	.000	0	0	.000	0	0	.000	0	0	0	1.2	0	0	0	0	0	0	0.8	
at Georgia Tech	01-05-13	13	1	3	.333	0	0	.000	0	0	.000	1	3	4	1.6	4	0	0	1	0	1	2	1.0
at North Carolina	01-10-13	7	0	0	.000	0	0	.000	0	0	.000	0	0	0	1.4	0	0	0	0	1	0	0.9	
MARYLAND	01-13-13	7	0	2	.000	0	0	.000	0	0	.000	2	2	4	1.7	1	0	0	0	0	1	0.8	
at Boston College	01-16-13	12	2	3	.667	0	0	.000	0	0	.000	0	2	2	1.7	0	0	0	0	0	4	1.1	
DUKE	01-23-13	2	0	0	.000	0	0	.000	0	0	.000	0	1	1	1.6	0	0	0	0	0	0	1.0	
FLORIDA STATE	01-27-13	2	0	0	.000	0	0	.000	0	0	.000	0	0	0	1.5	1	0	1	0	0	1	0.9	
BOSTON COLLEGE	02-05-13	2	0	1	.000	0	0	.000	0	0	.000	0	0	0	1.4	0	0	0	0	0	0	0.8	
NORTH CAROLINA	02-09-13	1	0	0	.000	0	0	.000	0	0	.000	0	0	0	1.3	0	0	0	0	0	0	0.8	
VIRGINIA TECH	02-27-13	2	0	0	.000	0	0	.000	0	0	.000	0	0	0	1.2	0	0	0	0	0	0	0.7	



RION BROWN

Junior | Guard | 6-6 | 200

#15

Hinesville, Ga. | Liberty County

- Very athletic and attacks the rim on offensive rebounds and lobs
- Catch and shoot player who is finding his rhythm
- Currently making 100 3-pointers before or after practice every day
- Mother likes him to wear orange shoes, so she sends a new pair occasionally
- 185 test: 12 reps | Front squat: 325 | 1-step vertical: 35.5 | Bench max: 245
- Improved 1-step vertical from 31.5 to 35.5, 185 test from 2 to 12 reps and bench max from 205-245 in 15 months under strength coach Jim Krumpus
- First name is pronounced Ryan ... Born Sept. 3, 1991 ... Brother to Tico Brown II
- Son of Lisa Brown and Tico Brown, who played basketball at Georgia Tech, in Continental Basketball Association and overseas. When he retired, Tico was CBA's all-time leading scorer (8,538 points) and was voted to All-Time CBA Team
- Majoring in sports administration
- Also recruited by Georgia, Alabama and Virginia

As a Sophomore (2011-12)

- Ended season on a streak of hitting a three-pointer in seven-straight games, which tied for fourth-longest current streak in ACC
- Knocked down 11 threes in four postseason games, leading team with 14.3 points in ACC Tournament and NIT combined
- Led team in NIT with 17.0 points and 35.5 minutes per night, and was second with 6.0 rebounds in two games

As a Freshman (2010-11)

- Versus Maryland (3/2), registered career highs in points (19), field goals made (6), three-pointers made (6) and assists (3). Finished 6-of-7 from long range, the six three-pointers are most by a Miami freshman in a decade.

High School

Selected Class 3-A South Player of Year by Georgia Athletic Coaches Association ... Rated as No. 15 shooting guard by *Scout*, No. 47 shooting guard by *ESPN* and No. 61 nationally by *Rivals* ... Selected as a GHSA State Senior All-Star ... As senior, averaged 22.8 points per game, while shooting 55 percent from field and 38 percent from beyond arc ... Teammate of Tennessee signee Jordan McRae ... Played AAU basketball for Worldwide Renegades.

2010-11				2011-12			
Opposition	P	R	A	Opposition	P	R	A
Jacksonville	3	2	1	TENNESSEE TECH	7	3	1
at Memphis	0	2	0	RUTGERS	0	4	1
N.C. Central	17	2	2	at Ole Miss	0	0	0
at Rutgers	5	2	0	at Purdue	3	4	0
McNeese St.	16	4	0	UMASS	7	2	0
at FGCU	5	0	1	Memphis	6	1	0
Ole Miss	3	2	1	at West Virginia	0	0	0
West Virginia	0	1	0	vs. FAU	15	0	0
Stetson	3	0	1	at Charlotte	11	2	0
UCF	0	0	0	APPALACHIAN ST.	15	3	0
Oral Roberts	1	1	0	UNCG	6	2	1
Akron	0	1	0	at Virginia	4	1	0
Rice	0	1	0	at North Carolina	3	2	0
Pepperdine	9	1	0	CLEMSON	5	2	0
at Duke	0	0	0	NC STATE	10	4	0
at Clemson	1	0	0	at Georgia Tech	0	1	1
BC	0	0	1	at Boston College	2	3	3
Florida St.	0	1	0	MARYLAND	5	3	1
at NC State	3	0	1	at Duke	5	1	1
UNC	0	1	0	VIRGINIA TECH	8	3	0
at Virginia Tech	7	3	0	at Florida State	5	3	0
Georgia Tech	5	8	1	NORTH CAROLINA	5	5	1
Virginia	8	3	0	WAKE FOREST	11	6	3
at Wake Forest	0	2	2	at Maryland	4	1	0
Duke	8	3	0	FLORIDA STATE	9	2	0
at UNCG	0	1	0	at NC State	15	4	1
Clemson	5	2	0	BOSTON COLLEGE	5	2	1
at BC	4	1	0	at Georgia Tech	10	5	0
at Florida St.	3	7	1	vs. Florida State	13	5	0
Maryland	19	3	3	VALPARAISO	18	6	1
at Georgia Tech	3	3	3	MINNESOTA	16	6	0
Virginia	9	3	0				
UNC	5	3	1				
FAU	6	1	0				
Missouri St.	7	3	2				
at Alabama	2	5	1				

Brown Season / Career Highs

Points	Season: 22 (2x) last vs. Boston College 2/5/13
Career: 22 (2x) last vs. Boston College 2/5/13	
ACC: 22 (2x) last vs. Boston College 2/5/13	
Rebounds	Season: 7, vs. Jacksonville 11/16/12
Career: 8, vs. Georgia Tech 2/3/11	
ACC: 8, vs. Georgia Tech 2/3/11	
Assists	Season: 3, at FGCU 11/13/12
Career: 3 (5x), last at FGCU 11/13/12	
ACC: 3 (4x), last vs. Wake Forest 2/18/12	
Steals	Season: 2 (3x) last vs. Boston College 2/5/13
Career: 3, vs. NC Central 11/19/10	
ACC: 2 (2x) last vs. Boston College 2/5/13	
Blocked Shots	Season: 1 (2x) last at UMass, 12/1/12
Career: 1, (6x) last at UMass, 12/1/12	
ACC: 1, (2x) last vs. Maryland, 3/2/11	
Field Goals	Season: 9, at Georgia Tech, 1/5/13
Career: 9, at Georgia Tech, 1/5/13	
ACC: 9, at Georgia Tech, 1/5/13	
Field Goal Attempts	Season: 11 (2x) last vs. Boston College 2/5/13
Career: 12, vs. Minnesota 3/19/12	
ACC: 11 (2x) last vs. Boston College 2/5/13	
Free Throws	Season: 3 (5x) last at Duke 3/2/13
Career: 5 (2x) last vs. App. State 12/30/11	
ACC: 4, at NC State 2/29/12	
Free Throw Attempts	Season: 5 (2x) last vs. Boston College 2/5/13
Career: 6 (2x) last vs. App. State 12/30/11	
ACC: 5, vs. Boston College 2/5/13	
3-Point Field Goals	Season: 5, vs. Boston College 2/5/13
Career: 6, vs. Maryland 3/2/11	
ACC: 6, vs. Maryland 3/2/11	
3-Point Field Goal Attempts	Season: 8, at North Carolina 1/10/13
Career: 8 (2x), last at UNC 1/10/13	
ACC: 8, at North Carolina 1/10/13	
Foul Disqualifications	Season: --
Career: --	
Minutes	Season: 35, at FGCU 11/13/12
Career: 37, vs. Valparaiso 3/14/12	
ACC: 30 (2x) last at Boston College, 1/16/13	

CAREER STATISTICS

Season	GP	GS	Min.	Avg.	Total			3-Point			Free Throws			Rebounds				Scoring							
					FG	FGA	Pct.	FG	FGA	Pct.	FT	FTA	Pct.	Off.	Def.	Tot.	Avg.	PF	FO	Ast.	TO	Blk	Stl	Pts.	Avg.
2010-11	36	5	607	16.9	51	141	.362	32	90	.356	23	33	.697	13	59	72	2.0	54	0	22	33	3	10	157	4.4
2011-12	31	3	618	19.9	73	171	.427	41	104	.394	36	47	.766	26	60	86	2.8	41	0	16	21	1	15	223	7.2
2012-13	29	6	635	21.9	60	168	.357	25	99	.253	29	41	.707	17	38	55	1.9	35	0	24	18	2	12	174	6.0
TOTAL	96	14	1860	19.4	184	480	.383	98	293	.334	88	121	.727	56	157	213	2.2	130	0	62	72	6	37	554	5.8

BROWN 2012-13

Opponent	Date	GS	Min	TOTAL			3-PTS			FREE THROWS			REBOUNDS				PF	FO	A	TO	Blk	Stl	Pts	Avg
				FG	FGA	Pct	3FG	FGA	Pct	FT	FTA	Pct	Off	Def	Tot	Avg								
STETSON	11-09-12	*	30	4	9	.444	2	6	.333	0	0	.000	0	1	1	1.0	0	0	2	1	0	0	10	10.0
at FGCU	11-13-12	*	35	0	7	.000	0	6	.000	1	2	.500	2	2	4	2.5	0	0	3	2	1	0	1	5.5
JACKSONVILLE	11-16-12	*	33	3	5	.600	0	1	.000	2	5	.400	2	5	7	4.0	0	0	1	0	0	2	8	6.3
DETROIT	11-24-12		24	2	8	.250	0	3	.000	2	2	1.000	2	3	5	4.3	0	0	2	0	0	0	6	6.3
MICHIGAN STATE	11-28-12		15	1	3	.333	1	2	.500	2	2	1.000	0	0	0	3.4	2	0	1	1	0	1	5	6.0
at Massachusetts	12-01-12		24	1	3	.333	1	3	.333	3	4	.750	0	0	0	2.8	3	0	2	0	1	0	6	6.0
CHARLOTTE	12-14-12		19	1	5	.200	1	4	.250	1	2	.500	0	3	3	2.9	1	0	0	0	0	0	4	5.7
at UCF	12-18-12		22	3	6	.500	0	3	.000	0	0	.000	0	0	0	2.5	2	0	1	1	0	0	6	5.8
at Hawai'i	12-22-12	*	25	3	8	.375	0	3	.000	0	0	.000	0	1	1	2.3	1	0	1	0	0	2	6	5.8
vs Arizona	12-23-12	*	25	1	9	.111	0	4	.000	0	0	.000	0	1	1	2.2	2	0	0	2	0	1	2	5.4
vs Indiana State	12-25-12		25	3	6	.500	0	3	.000	1	3	.333	2	0	2	2.2	1	0	0	1	0	0	7	5.5
LA SALLE	01-02-13		14	1	4	.250	0	0	.000	0	0	.000	0	0	0	2.0	2	0	1	0	0	0	2	5.3
at Georgia Tech	01-05-13		23	9	11	.818	4	6	.667	0	0	.000	1	0	1	1.9	1	0	0	0	0	1	22	6.5
at North Carolina	01-10-13		21	3	8	.375	3	8	.375	0	0	.000	0	2	2	1.9	0	0	0	1	0	0	9	6.7
MARYLAND	01-13-13		16	1	6	.167	0	3	.000	0	0	.000	0	2	2	1.9	0	0	0	0	0	0	2	6.4
at Boston College	01-16-13		30	1	6	.167	1	5	.200	0	0	.000	0	0	0	1.8	2	0	1	0	0	1	3	6.2
DUKE	01-23-13		17	1	3	.333	0	2	.000	2	2	1.000	0	0	0	1.7	1	0	2	2	0	0	4	6.1
FLORIDA STATE	01-27-13		18	3	4	.750	2	3	.667	0	0	.000	0	2	2	1.7	1	0	2	0	0	0	8	6.2
at Virginia Tech	01-30-13		10	2	5	.400	1	4	.250	0	0	.000	1	0	1	1.7	0	0	2	1	0	0	5	6.1
at NC State	02-02-13		21	0	2	.000	0	2	.000	0	0	.000	1	0	1	1.7	3	0	0	0	0	0	0	5.8
BOSTON COLLEGE	02-05-13		26	7	11	.636	5	7	.714	3	5	.600	2	1	3	1.7	1	0	1	0	0	2	22	6.6
NORTH CAROLINA	02-09-13		24	3	6	.500	2	5	.400	3	4	.750	1	0	1	1.7	0	0	1	0	0	0	11	6.8
at Florida State	02-13-13		20	0	0	.000	0	0	.000	2	2	1.000	0	0	0	1.6	1	0	0	0	0	1	2	6.6
at Clemson	02-17-13		20	2	6	.333	0	2	.000	1	1	1.000	1	1	2	1.6	3	0	0	1	0	1	5	6.5
VIRGINIA	02-19-13		25	3	7	.429	1	2	.500	3	3	1.000	1	3	4	1.7	0	0	0	1	0	0	10	6.6
at Wake Forest	02-23-13		25	1	10	.100	0	5	.000	0	0	.000	0	6	6	1.9	4	0	0	2	0	0	2	6.5
VIRGINIA TECH	02-27-13	*	23	1	4	.250	1	3	.333	0	0	.000	0	2	2	1.9	2	0	0	1	0	0	3	6.3
at Duke	03-02-13		16	0	4	.000	0	3	.000	3	4	.750	1	2	3	1.9	1	0	0	0	0	0	3	6.2
GEORGIA TECH	03-06-13		9	0																				



JULIAN GAMBLE

Senior | Forward/Center | 6-10 | 250

#45

Durham, N.C. | Southern Durham

- Developed a good inside game in the past year adding a left handed jump hook
- Good student, high basketball IQ, wants to be a coach
- Stronger and more athletic than prior to ACL injury
- Will finish his masters degree this year
- 185 test: 18 reps | 1-step vertical: 32.5 | Bench max: 275
- Born Sept. 15, 1989 ... Son of Sarah Gamble
- Brother to Talonny, Javon, William and Raquel
- Graduated in May 2012 with degree in sports administration and minor in business administration ... Will earn his masters in liberal arts in May 2013.
- Traveled to Africa summer of 2008 with Athletes in Action
- Nicknames include "Jules" and "JG".

As a Senior (2011-12)

- Sat out season after injuring left ACL in summer of 2011.

As a Junior (2010-11)

- In three NIT games, averaged 7.3 points and 5.7 rebounds while shooting 88.9 percent from field (8-9).

As a Sophomore (2009-10)

- Honored with team's "Outstanding Student-Athlete Award" at 2010 postseason banquet for efforts on court and in classroom.

As a Redshirt Freshman (2008-09)

- Among just six ACC freshmen to record a double-double during season, posting a career-high 13 points and a career-high 13 rebounds in win over North Florida (12/31)

As a Freshman (2007-08)

- Redshirt

High School

Three-year letterwinner at Southern Durham, same HS as former UM teammate Anthony King ... Two-time all-conference selection ... Rated No. 27 center in class of 2007 by Scout.com and No. 4 overall player in state of North Carolina by Rivals.com.

Opposition	P	R	A
Florida Southern	4	6	0
Southern Miss	0	0	0
Connecticut	0	1	0
San Diego	0	5	3
Stetson	1	2	0
at Kentucky	0	3	1
FIU	6	3	1
Robert Morris	0	0	0
Clemson	0	3	0
at St. John's	10	3	1
UNF	13	13	1
NC Central	6	7	0
FAU	0	0	0
Maryland	0	0	0
at North Carolina	0	0	0
at NC State	2	3	0
at Maryland	1	0	0
North Carolina	4	5	0
at Florida State	1	2	1
at Virginia	0	1	0
NC State	0	2	0
Virginia Tech	7	0	0
at Providence	2	1	0
at Florida	0	1	0

Opposition	P	R	A
NC Central	10	3	1
Nova Southeastern	5	4	0
Tulane	2	1	0
UNC Wilmington	2	0	0
South Carolina	0	0	0
FGCU	0	1	0
USC Upstate	4	5	4
Minnesota	0	1	0
at Boston College	0	0	0
SC State	0	4	3
at Stetson	4	2	0
FAU	2	1	0
NC A&T	2	4	3
Bethune-Cookman	0	0	1
at Pepperdine	4	3	0
Wake Forest	5	2	0
at Virginia Tech	0	0	0
at Virginia	0	0	0
Boston College	4	1	0
at Maryland	0	1	0
Virginia Tech	2	0	0
at Wake Forest	3	3	0
at Florida St.	9	3	1
Georgia Tech	4	7	2
at Clemson	3	5	1
Duke	4	1	1
Virginia	13	12	3
NC State	6	4	0
at North Carolina	8	7	2
Florida St.	5	1	0
Wake Forest	8	13	1
Virginia Tech	2	5	1
Duke	4	2	0

Opposition	P	R	A
Jacksonville	10	5	0
at Memphis	4	3	0
N.C. Central	2	4	1
at Rutgers	0	1	0
McNeese St.	2	5	0
at FGCU	2	0	0
Ole Miss	4	4	1
West Virginia	2	3	0
Stetson	6	7	1
UCF	4	1	0
Oral Roberts	2	0	0
Rice	4	3	1
Akron	3	3	0
Pepperdine	2	0	0
at Duke	7	3	0
at Clemson	2	0	1
BC	4	7	0
Florida St.	2	4	0
at NC State	4	6	2
UNC	0	2	0
at Virginia Tech	4	5	0
Georgia Tech	5	6	0
Virginia	0	1	0
at Wake Forest	4	7	1
Duke	4	2	2
at UNCG	8	5	2
Clemson	5	4	0
at BC	2	3	0
at Florida St.	1	0	0
Maryland	2	1	1
at Georgia Tech	7	4	2
Virginia	11	5	0
UNC	2	3	1
FAU	8	8	2
Missouri St.	7	3	0
at Alabama	7	6	0

Gamble Season / Career Highs

Points

Season: 16 (2x) last at NC State, 2/2/13
 Career: 16 (2x) last at NC State, 2/2/13
 ACC: 16 at NC State, 2/2/13

Rebounds

Season: 13, at Hawai'i 12/22/12
 Career: 13, (3x) last at Hawai'i 12/22/12
 ACC: 12, vs. Virginia, 2/23/10

Assists

Season: 1 (3x) last vs. Florida State, 1/27/13
 Career: 4, vs. USC Upstate 11/28/09
 ACC: 3, vs. Virginia, 2/23/10

Steals

Season: 2 (4x) last at NC State, 2/2/13
 Career: 2 (11x), last at NC State, 2/2/13
 ACC: 2 (7x) last at NC State, 2/2/13

Blocked Shots

Season: 4 (6x) last vs. Virginia 2/19/13
 Career: 4 (6x) last vs. Virginia 2/19/13
 ACC: 4 (6x) last vs. Virginia 2/19/13

Field Goals

Season: 7 (2x) last at UNC 1/10/13
 Career: 7 (2x) last at UNC 1/10/13
 ACC: 7 at North Carolina, 1/10/13

Field Goal Attempts

Season: 10 (2x) last at UNC 1/10/13
 Career: 10 (3x) last at UNC 1/10/13
 ACC: 10 (2x) last at North Carolina, 1/10/13

Free Throws

Season: 5 (2x) last vs. Georgia Tech 3/6/13
 Career: 7, vs. UNF 12/31/08
 ACC: 5, vs. Georgia Tech 3/6/13

Free Throw Attempts

Season: 10, vs. Jacksonville 11/16/12
 Career: 10 (2x) last vs. JU 11/16/12
 ACC: 7, vs. Georgia Tech 3/6/13

3-Point Field Goals

Season: --
 Career: 1, at North Carolina 3/2/10
 ACC: 1, at North Carolina 3/2/10

3-Point Field Goal Attempts

Season: --
 Career: 2, at North Carolina 3/2/10
 ACC: 2, at North Carolina 3/2/10

Foul Disqualifications

Season: 2x, last vs. Maryland, 1/13/13
 Career: 5x, last at Wake Forest 2/9/11

Minutes

Season: 33, at North Carolina 1/10/13
 Career: 33, at North Carolina 1/10/13
 ACC: 33, at North Carolina 1/10/13

GAMBLE CAREER STATISTICS

Season	GP	GS	Min.	Avg.	FG	FGA	Pct.	3-Point	Free Throws	Rebounds	PF	FO	Ast.	TO	Blk	Stl	Pts.	Avg.						
2008-09	24	0	179	7.5	20	46	.435	0	0	17	29	.586	22	39	61	2.5	23	0	8	4	14	3	57	2.4
2009-10	33	11	440	13.3	45	94	.479	1	4	24	34	.706	39	57	96	2.9	59	2	24	37	25	17	115	3.5
2010-11	36	13	546	15.2	61	102	.598	0	1	21	49	.429	41	83	124	3.4	92	3	18	33	30	14	143	4.0
2012-13	29	21	596	20.6	80	145	.552	0	0	31	64	.484	59	84	143	4.9	64	2	5	21	54	13	191	6.6
TOTAL	122	45	1761	14.4	206	387	.532	1	5	93	176	.528	161	263	424	3.5	238	7	55	95	123	47	506	4.1

GAMBLE 2012-13

Opponent	Date	GS	Min	TOTAL	3-PTS	FREE THROWS	REBOUNDS	PF	FO	A	TO	Blk	Stl	Pts	Avg									
				FGA	Pct	FT	FTA	Pct	Off	Def	Tot	Avg												
STETSON	11-09-12		18	4	4	1.000	0	0	.000	1	3	.333	1	5	6	6.0	2	0	1	0	0	1	9	9.0
at FGCU	11-13-12		8	0	2	.000	0	0	.000	0	0	.000	1	0	1	3.5	1	0	0	1	0	0	0	4.5
JACKSONVILLE	11-16-12	*	28	4	6	.667	0	0	.000	5	10	.500	2	0	2	3.0	0	0	0	3	1	2	13	7.3
DETROIT	11-24-12	*	13	3	5	.600	0	0	.000	1	1	1.000	1	1	2	2.8	2	0	0	2	2	0	7	7.3
MICHIGAN STATE	11-28-12		9	0	2	.000	0	0	.000	0	0	.000	0	1	1	2.4	1	0	0	0	0	0	0	5.8
at Massachusetts	12-01-12		3	0	1	.000	0	0	.000	0	0	0	0	0	0	2.0	0	0	0	0	0	0	0	4.8
CHARLOTTE	12-14-12		14	2	5	.400	0	0	.000	1	2	.500	1	1	2	2.0	2	0	0	2	2	0	5	4.9
at UCF	12-18-12		11	0	0	.000	0	0	.000	0	0	.000	0	0	0	1.8	1	0	0	2	0	0	0	4.3
at Hawai'i	12-22-12	*	32	7	10	.700	0	0	.000	2	2	1.000	8	5	13	3.0	1	0	0	0	2	0	16	5.6
vs Arizona	12-23-12	*	31	1	4	.250	0	0	.000	1	2	.500	0	3	3	3.0	2	0	0	0	0	2	3	5.3
vs Indiana State	12-25-12	*	24	5	9	.556	0	0	.000	1	5	.200	4	5	9	3.5	5	1	0	0	4	0	11	5.8
LA SALLE	01-02-13	*	21	2	3	.667	0	0	.000	2	4	.500	2	6	8	3.9	1	0	0	0	2	0	6	5.8
at Georgia Tech	01-05-13	*	25	2	6	.333	0	0	.000	3	4	.750	2	5	7	4.2	4	0	1	1	2	0	7	5.9
at North Carolina	01-10-13	*	33	7	10	.700	0	0	.000	0	0	.000	3	3	6	4.3	4	0	0	1	3	1	14	6.5
MARYLAND	01-13-13	*	32	4	9	.444	0	0	.000	0	2	.000	3	6	9	4.6	5	1	0	3	4	1	8	6.6
at Boston College	01-16-13	*	18	3	5	.600	0	0	.000	0	0	.000	2	3	5	4.6	3	0	0	0	1	0	6	6.6
DUKE	01-23-13	*	24	2	4	.500	0	0	.000	1	6	.167	3	7	10	4.9	2	0	1	4	2	5	6.5	
FLORIDA STATE	01-27-13	*	22	3	6	.500	0	0	.000	1	3	.333	3	3	6	5.0	2	0	1	0	4	0	7	6.5
at Virginia Tech	01-30-13	*	24	1	1	1.000	0	0	.000	0	0	.000	1	6	7	5.1	2	0	0	0	3	1	2	6.3
at NC State	02-02-13	*	25	6	9	.667	0	0	.000	4	4	1.000	4	0	4	5.1	1	0	1	0	1	2	16	6.8
BOSTON COLLEGE	02-05-13	*	17	1	4	.250	0	0	.000	0	0	.000	3	1	4	5.0	3	0	1	2	2	0	2	6.5
NORTH CAROLINA	02-09-13	*	18	4	5	.800	0	0	.000	0	0	.000	3	3	6	5.0	1	0	0	0	4	0	8	6.6
at Florida State	02-13-13	*	23	4	6	.667	0	0	.000	2	4	.500	2	1	3	5.0	3	0	0	1	2	1	10	6.7
at Clemson	02-17-13	*	29	4	8	.500	0	0	.000	0	0	.000	3	5	8	5.1	4	0	0	1	3	0	8	6.8
VIRGINIA	02-19-13	*	20	4	7	.571	0	0	.000	0	2	.000	2	5	7	5.2	1	0	0	1	4	0	8	6.8
at Wake Forest	02-23-13	*	13	1	4	.250	0	0	.000	0	0	.000	2	3	5	5.2	4	0	0	0	2	0	2	6.7
VIRGINIA TECH	02-27-13	*	17	1	2																			



TONYE JEKIRI

Freshman | Center | 7-0 | 227

#23

Hialeah, Fla. | Chagnagnat Catholic School

- Only played basketball for three years after moving to South Florida in September 2010 to begin hoops career
- Terrific learner who picks up concepts quickly
- Good passer for his size
- Developing his offensive game
- Can play with back to basket or step out for a 10-12-foot shot
- Runs the floor like a guard and has unstoppable motor
- Only scholarship freshman on the team, second Florida recruit in Larranaga era
- Acclimated himself well from Nigeria to US culture
- Chose jersey number 23 because July 23 is birthday
- 185 test: 9 reps | front squat: 245 | 1-step vertical: 31.5 | Bench max: 235
- Majoring in sports administration
- Born July 23, 1994 in Nigeria ... Given name is Tonye Frank Jekiri (TAHN-yay Ja-KEER-EE) ... Brother to Tammie, Omiebi and Boma
- Originally from Nigeria, Jekiri moved to South Florida in September 2010 to begin basketball career ... Previously played soccer
- Chose Miami over considerations from Virginia Tech, Clemson, Florida State, Auburn, Vanderbilt and Alabama
- Larranaga's second recruit from state of Florida, joining current Canes sophomore Shane Larkin from Orlando, Fla.

High School

Rated 17th-best center in country by *ESPN.com* and No. 13 by *Scout.com* ... Averaged 20 points, 12 rebounds and 5 blocks per game as a senior ... Notched 45 points and 20 rebounds in regional semifinals and 18 points, 14 rebounds and six blocks in regional finals ... Led team to 2A state title game ... First team 2011-12 Boys Class 2A All-State team ... First team All-FHSAA Tournament at state championships ... *Orlando Sentinel's* 2011-12 All-Florida boys basketball team ... Averaged 14 points and 10 rebounds per game as a junior with Chagnagnat, first year of organized hoops ... Team MVP ... Team captain ... On AAU circuit, played for Team Breakdown ... Dominated at Source Hoops Elite Camp and led Team Breakdown to championships in Breakdown Hoops Festival and Big Shots Myrtle Beach I.

Jekiri Career Highs

Points	Career: 4 (2x) last vs. Virginia Tech, 2/28/13 ACC: 4 (2x) last vs. Virginia Tech, 2/28/13
Rebounds	Career: 4 (2x) last vs. Boston College 2/5/13 ACC: 4 (2x) last vs. Boston College 2/5/13
Assists	Career: 1 (2x), last at Boston College, 1/16/13 ACC: 1, at Boston College, 1/16/13
Steals	Career: 1 (6x), last vs. Georgia Tech 3/6/13 ACC: 1 (4x), last vs. Georgia Tech 3/6/13
Blocked Shots	Career: 2 (2x) last vs. Virginia Tech, 2/28/13 ACC: 2, vs. Virginia Tech, 2/28/13
Field Goals	Career: 2, vs. Florida State, 1/27/13 ACC: 2, vs. Florida State, 1/27/13
Field Goal Attempts	Career: 3 (3x), last vs. Florida State, 1/27/13 ACC: 3 (2x), last vs. Florida State, 1/27/13
Free Throws	Career: 4, vs. Virginia Tech, 2/28/13 ACC: 4, vs. Virginia Tech, 2/28/13
Free Throw Attempts	Career: 6, vs. Virginia Tech, 2/28/13 ACC: 6, vs. Virginia Tech, 2/28/13
3-Point Field Goals	Career: -- ACC: --
3-Point Field Goal Attempts	Career: -- ACC: --
Foul Disqualifications	Career: --
Minutes	Career: 12 (2x) last vs. Florida State, 1/27/13 ACC: 12 (2x) last vs. Florida State, 1/27/13

CAREER STATISTICS

Season	GP	GS	Min.	Avg.	Total			3-Point			Free Throws			Rebounds				Scoring							
					FG	FGA	Pct.	FG	FGA	Pct.	FT	FTA	Pct.	Off.	Def.	Tot.	Avg.	PF	FO	Ast.	TO	Blk	Stl	Pts.	Avg.
2012-13	27	0	181	6.7	12	23	.522	0	0	.000	8	16	.500	20	17	37	1.4	28	0	3	10	9	6	32	1.2

JEKIRI 2012-13

Opponent	Date	GS	Min	TOTAL			3-PTS			FREE THROWS			REBOUNDS				PF	FO	A	TO	Blk	Stl	Pts	Avg
				FG	FGA	Pct	3FG	FGA	Pct	FT	FTA	Pct	Off	Def	Tot	Avg								
STETSON	11-09-12		DNP																					
at FGCU	11-13-12	9	0	0	.000	0	0	.000	1	2	.500	1	1	2	2.0	2	0	0	1	0	0	1	1.0	
JACKSONVILLE	11-16-12	6	0	0	.000	0	0	.000	0	1	.000	0	0	0	1.0	1	0	0	1	0	1	0	0.5	
DETROIT	11-24-12		DNP																					
MICHIGAN STATE	11-28-12	8	0	0	.000	0	0	.000	0	0	.000	0	2	2	1.3	1	0	0	0	0	0	0	0	0.3
at Massachusetts	12-01-12	2	0	0	.000	0	0	.000	0	0	.000	0	0	0	1.0	0	0	0	0	0	0	0	0	0.3
CHARLOTTE	12-14-12	11	0	0	.000	0	0	.000	0	0	.000	0	0	0	0.8	1	0	0	0	2	0	0	0	0.2
at UCF	12-18-12	8	1	3	.333	0	0	.000	1	2	.500	2	0	2	1.0	4	0	0	0	0	0	3	0.7	
at Hawai'i	12-22-12	9	0	0	.000	0	0	.000	0	0	.000	0	0	0	0.9	1	0	1	0	0	1	0	0.6	
vs Arizona	12-23-12	7	0	1	.000	0	0	.000	0	0	.000	1	1	2	1.0	3	0	0	0	1	0	0	0.5	
vs Indiana State	12-25-12	0	0	0	.000	0	0	.000	0	0	.000	0	0	0	0.9	0	0	0	0	0	0	0	0	0.4
LA SALLE	01-02-13	3	0	0	.000	0	0	.000	0	0	.000	0	1	1	0.9	0	0	0	0	0	0	0	0	0.4
at Georgia Tech	01-05-13	7	0	0	.000	0	0	.000	2	2	1.000	2	0	2	1.0	0	0	0	1	1	0	2	0.5	
at North Carolina	01-10-13	2	0	0	.000	0	0	.000	0	0	.000	1	0	1	1.0	0	0	0	0	0	0	0	0	0.5
MARYLAND	01-13-13	7	1	2	.500	0	0	.000	0	0	.000	2	2	4	1.2	1	0	0	0	0	0	2	0.6	
at Boston College	01-16-13	7	0	0	.000	0	0	.000	0	0	.000	0	1	1	1.2	1	0	1	1	0	1	0	0.6	
DUKE	01-23-13	12	1	3	.333	0	0	.000	0	1	.000	1	1	2	1.3	0	0	0	0	1	1	2	0.7	
FLORIDA STATE	01-27-13	12	2	3	.667	0	0	.000	0	0	.000	1	1	2	1.3	3	0	2	1	0	4	0.9		
at Virginia Tech	01-30-13	6	1	1	1.000	0	0	.000	0	0	.000	0	1	1	1.3	1	0	0	0	0	0	2	0.9	
at NC State	02-02-13	6	0	0	.000	0	0	.000	0	0	.000	2	0	2	1.3	0	0	1	2	0	0	0	0.9	
BOSTON COLLEGE	02-05-13	10	1	2	.500	0	0	.000	0	2	.000	3	1	4	1.5	1	0	0	0	1	1	2	0.9	
NORTH CAROLINA	02-09-13	9	1	1	1.000	0	0	.000	0	0	.000	1	1	2	1.5	1	0	0	1	0	0	2	1.0	
at Florida State	02-13-13	7	1	2	.500	0	0	.000	0	0	.000	0	2	2	1.5	1	0	0	0	0	0	2	1.0	
at Clemson	02-17-13	2	0	0	.000	0	0	.000	0	0	.000	0	0	0	1.5	1	0	0	0	0	0	0	1.0	
VIRGINIA	02-19-13	5	1	2	.500	0	0	.000	0	0	.000	0	0	0	1.4	0	0	0	0	0	0	2	1.0	
at Wake Forest	02-23-13	7	1	1	1.000	0	0	.000	0	0	.000	2	1	3	1.5	2	0	0	0	0	0	2	1.1	
VIRGINIA TECH	02-27-13	7	0	0	.000	0	0	.000	4	6	.667	1	1	2	1.5	1	0	0	0	2	0	4	1.2	
at Duke	03-02-13	5	1	1	1.000	0	0	.000	0	0	.000	0	0	0	1.4	1	0	0	1	0	0	2	1.2	
GEORGIA TECH	03-06-13	7	0	1	.000	0	0	.000	0	0	.000	0	0	0	1.4	1	0	0	0	0	1	0	1.2	



REGGIE JOHNSON

Senior | Center | 6-10 | 292

#42

Winston-Salem, N.C. | Winston-Salem Prep

2011 All-ACC Honorable Mention 2010 ACC All-Tournament Second Team ACC Player of the Week - Feb. 6, 2012

- Immovable presence inside with soft hands, good agility and foot speed
- Provides big body inside with a 7-2 wingspan
- Developing a top of the key 3-point shot
- Another coach on the sideline during his injury, encouraging the bigs
- Graduated with a degree in liberal arts in Dec. 2012 ... Currently taking courses the College of Arts and Sciences.
- Carolina Panthers fan, enjoys WWF and wants to meet UM alum, The Rock
- 185 test: 23 reps | 1-step vertical: 27.5 | Bench max: 320
- Improved bench max from 250 to 320 pounds and 185 test from 13 to 23 reps in 15 months under strength coach Jim Krumpus
- Born Dec. 16, 1989 ... Son of Erika Johnson ... Brother to Chrisalyn Boston
- Graduated in December 2012 with a degree in liberal arts
- Nickname is Big Regg
- Also recruited by Wake Forest, Virginia Tech, Xavier and VCU
- Played basketball in China during summer of 2010 with Athletes in Action
- Played in 2012 Amare Stoudemire Skills Academy
- Lost approximately 40 pounds since arriving on campus in summer 2008

As a Junior (2011-12)

- Following season was listed sixth in rebounds on ACC's active career statistical leaders list
- Posted one double-double, a 27-point, 12-rebound performance in UM's first-ever win at Cameron Indoor Stadium against Duke
- First three-point attempt was a made trey against Maryland on Feb. 1
- Posted 15 points, nine rebounds, five blocks and five assists in 36 minutes in first game back from knee surgery (12/17)
- Sat out first nine games of season after successfully undergoing surgery on June 30 to repair a torn meniscus in right knee. Injured knee during pick-up game June 27
- Declared ineligible prior to game against Florida State (Feb. 26) following findings in ongoing joint NCAA-UM inquiry. Reinstated for Feb. 29 game at NC State.

As a Sophomore (2010-11)

- Shot 59.1 percent from field - third-highest percentage in a season in UM history (minimum 200 field goal attempts)
- Grabbed a team-high 21.7 percent of available rebounds while on court
- Pulled down 20 rebounds in NIT win over FAU

As a Redshirt Freshman (2009-10)

- Season-high 22 points (8-of-8 FG) with 6-of-6 shooting from line, four boards, two assists and a blocked shot in ACC Tournament opening-round win against Wake Forest (3/11).

As a True Freshman (2008-09)

- Redshirt season. Worked on conditioning and spent hours in the weight room

High School

Competed in basketball and track & field at Winston-Salem Prep ... Helped guide Phoenix to North Carolina 1-A state championship in basketball, finishing with 25 points and a state championship record 23 rebounds en route to title and MVP honors ... Two-time All-Northwest selection, led league with 24.1 points per game, 16.1 rebounds per game and 7.1 blocks per game as a senior in 2007-08 ... *NC Preps.com* 1-A Player of Year, *NC Preps.com* All-State Team, *Triad Sports Weekly* County Player of Year and *Triad Sports Weekly* All-Forsyth County Basketball Team ... Four-star recruit by *Scout.com*, which ranked him 17th among centers ... Played AAU basketball for Boo Williams.

2009-10			
Opposition	P	R	A
NC Central	4	0	1
Nova Southeastern	2	2	0
UNC Wilmington	3	1	0
South Carolina	7	7	1
FGCU	5	2	0
USC Upstate	13	6	0
Minnesota	2	1	1
at Boston College	7	3	0
SC State	11	6	1
at Stetson	0	0	0
FAU	8	10	1
NC A&T	5	8	1
Bethune-Cookman	7	7	0
at Pepperdine	8	7	0
Wake Forest	0	3	0
at Virginia Tech	8	10	1
at Virginia	6	8	1
Boston College	15	9	0
at Maryland	0	2	0
Virginia Tech	7	4	1
at Wake Forest	8	6	1
at Florida St.	2	0	0
Georgia Tech	10	7	0
at Clemson	5	4	0
Duke	0	1	0
Virginia	0	0	0
NC State	6	4	0
at North Carolina	2	3	0
Florida St.	12	3	0
Wake Forest	22	4	2
Virginia Tech	5	12	1
Duke	14	8	0

2010-11			
Opposition	P	R	A
Jacksonville	13	8	0
at Memphis	12	12	0
N.C. Central	12	10	1
at Rutgers	12	14	0
McNeese St.	12	9	0
Ole Miss	11	10	1
at FGCU	17	10	1
West Virginia	14	7	0
Stetson	6	7	2
UCF	6	6	0
Oral Roberts	14	10	2
Rice	7	6	2
Akron	21	12	0
Pepperdine	12	15	0
at Duke	22	9	0
at Clemson	6	8	1
BC	9	9	0
Florida St.	7	9	0
at NC State	20	14	1
UNC	11	13	2
at Virginia Tech	6	10	2
Georgia Tech	9	10	2
Virginia	16	8	1
at Wake Forest	25	7	1
Duke	16	7	3
at UNC	2	4	0
Clemson	7	9	2
at BC	15	6	2
at Florida St.	17	12	0
Maryland	12	16	3
at Georgia Tech	4	12	0
Virginia	8	6	1
UNC	12	4	0
FAU	14	20	1
Missouri St.	9	9	3
at Alabama	14	7	0

2011-12			
Opposition	P	R	A
vs. FAU	15	9	5
at Charlotte	11	7	3
APPALACHIAN ST.	11	8	1
UNCG	6	2	0
at Virginia	7	9	1
at North Carolina	12	9	0
CLEMSON	7	7	3
NC STATE	12	4	0
at Georgia Tech	8	7	2
at Boston College	12	5	1
MARYLAND	13	5	1
at Duke	27	10	0
VIRGINIA TECH	15	7	4
at Florida State	4	6	1
NORTH CAROLINA	11	9	1
WAKE FOREST	6	8	2
at Maryland	3	4	1
at NC State	10	8	0
BOSTON COLLEGE	10	7	4
at Georgia Tech	7	9	0
vs. Florida State	5	10	2
VALPARAISO	9	11	4
MINNESOTA	10	2	0

Johnson Season / Career Highs

Points	Season: 22, vs. Stetson 11/9/12
Career: 27, at Duke 2/5/12	
ACC: 27 at Duke, 2/5/12	
Rebounds	Season: 13 (2x) last at UCF 12/18/12
Career: 20, vs. FAU 3/16/11	
ACC: 16 vs. Maryland, 3/2/11	
Assists	Season: 2 (3x) last vs. Boston College 2/5/13
Career: 5, vs. FAU 12/17/11	
ACC: 4 (2x), last vs. Boston College	
Steals	Season: 1 (8x) last vs. Virginia Tech, 2/28/13
Career: 2 (4x), last vs. Georgia Tech 2/3/11	
ACC: 2, Georgia Tech, 2/3/11	
Blocked Shots	Season: 6, at UMass, 12/1/12
Career: 6, at UMass, 12/1/12	
ACC: 5, at NC State 1/23/11	
Field Goals	Season: 6 (2x), last at UMass, 12/1/12
Career: 11, at Duke 2/5/12	
ACC: 11, at Duke 2/5/12	
Field Goal Attempts	Season: 16, vs. Stetson 11/9/12
Career: 17 (2x), last at Duke 2/5/12	
ACC: 17 (2x) last at Duke 2/5/12	
Free Throws	Season: 10, vs. Stetson 11/9/12
Career: 10, vs. Stetson 11/9/12	
ACC: 9, at Wake Forest, 2/9/11	
Free Throw Attempts	Season: 14, vs. Stetson 11/9/12
Career: 14, vs. Stetson 11/9/12	
ACC: 12, at Wake Forest, 2/9/11	
3-Point Field Goals	Season: 1, at UCF 12/18/12
Career: 1 (5x), last at UCF 12/18/12	
ACC: 1 (4x), last at BC 3/3/12	
3-Point Field Goal Attempts	Season: 3, vs. Stetson 11/9/12
Career: 3, vs. Stetson 11/9/12	
ACC: 2 (3x) last vs. North Carolina 2/9/13	
Foul Disqualifications	Season: --
Career: 6x: 1-11/12; 4 - 10/11; 1-09/10	
Minutes	Season: 33, at UMass, 12/1/12
Career: 36, vs. FAU 12/17/11	
ACC: 35 (2x) last at Duke, 2/5/12	
Double-doubles	13 in 2010-11
1 in 2011-12	
4 in 2012-13	

CAREER STATISTICS

Season	GP	GS	Min.	Avg.	FG	FGA	Pct.	3-Point			Free Throws			Rebounds			Scoring								
								FG	FGA	Pct.	FT	FTA	Pct.	Off.	Def.	Tot.	Avg.	PF	FO	Ast.	TO	Blk	Stl	Pts.	Avg.
2009-10	32	6	434	13.6	60	115	.522	0	0	.000	84	107	.785	59	89	148	4.6	70	1	13	24	21	16	204	6.4
2010-11	36	34	935	26.0	165	279	.591	0	0	.000	100	150	.667	126	221	347	9.6	116	4	33	69	45	22	430	11.9
2011-12	23	22	602	26.2	88	179	.492	4	11	.364	51	72	.708	59	106	165	7.2	70	1	36	37	23	14	231	10.0
2012-13	20	8	455	22.8	53	135	.393	1	10	.100	54	79	.684	44	105	149	7.5	46	0	17	45	24	8	161	8.1
TOTAL	111	70	2426	21.9	366	708	.517	5	21	.238	289	408	.708	288	521	809	7.3	302	6	99	175	113	60	1026	9.2

JOHNSON 2012-13

Opponent	Date	GS	Min	TOTAL			3-PTS			FREE THROWS			REBOUNDS			PF	FO	A	TO	Blk	Stl	Pts	Avg	
				FG	FGA	Pct	3FG	FGA	Pct	FT	FTA	Pct	Off	Def	Tot									Avg
STETSON	11-09-12	*	29	6	16	.375	0	3	.000	10	14	.714	7	4	11	11.0	2	0	2	2	0	0	22	22.0
at FGCU	11-13-12	*	26	2	8	.250	0	0	.000	2	7	.286	4	6	10	10.5	4	0	1	5	0	1	6	14.0
DETROIT	11-24-12	*	27	2	3	.667	0	0	.000	3	4	.750	3	6	9	10.0	3	0	2	2	3	1	7	11.7
MICHIGAN STATE	11-28-12	*	31	2	5	.400	0	1	.000	6	6	1.000	0	11	11	10.3	2	0	1	2	3	0	10	11.3
at Massachusetts	12-01-12	*	33	6	13	.462	0	0	.000	7	8	.875	3	10	13	10.8	2	0	1	3	6	0	19	12.8
CHARLOTTE	12-14-12	*	25	3	8	.375	0	0	.000	2	4	.500	1	3	4	9.7	2	0	0	2	1	0	8	12.0
at UCF	12-18-12	*	27	5	8	.625	1	2	.500	5	6	.833	4	9	13	10.1	0	0	1	1	0	1	16	12.6
DUKE	01-23-13		16	0	2	.000	0	0	.000	2	2	1.000	1	4	5	9.5	4	0	0	2	1	0	2	11.3
FLORIDA STATE	01-27-13		22	1	8	.125	0	1	.000	3	4	.750	3	3	6	9.1	2	0	1	1	2	1	5	10.6
at Virginia Tech	01-30-13		22	1	4	.250	0	0	.000	2	2	1.000	3	7	10	9.2	0	0	0	3	2	0	4	9.9
at NC State	02-02-13		23	6	10	.600	0	1	.000	3	4	.750	2	6	8	9.1	3	0	0	1	1	1	15	10.4
BOSTON COLLEGE	02-05-13		22	2	6	.333	0	0	.000	0	2	.000	3	6	9	9.1	3	0	2	4	0	0	4	9.8
NORTH CAROLINA	02-09-13		21	3	9	.333	0	2	.000	2	2	1.000	1	4	5	8.8	2	0	1	2	1	0	8	9.7
at Florida State	02-13-13		27	5	5	1.000	0	0	.000	4	7	.571	2	6	8	8.7	4	0	1	4	1	1	14	10.0
at Clemson	02-17-13		17	1	4	.250	0	0	.000	0	0	.000	0	3	3	8.3	1	0	1	2	0	1	2	9.5
VIRGINIA	02-19-13		19	4	7	.571	0	0	.000	0	2	.000	1	6	7	8.3	3	0	0	2	1	0	8	9.4
at Wake Forest	02-23-13		16	2	7	.286	0	0	.000	0	0	.000	3	0	3	7.9	1	0	1	2	1	0	4	9.1
VIRGINIA TECH	02-27-13		20	1	3	.333	0	0	.000	3	4	.750	2	6	8	7.9	2	0	1	1	1	1	5	8.8
at Duke	03-02-13	*	17	0	5	.000	0	0	.000	0	1	.000	1	4	5	7.8	4	0	1	1	0	0	0	8.4
GEORGIA TECH	03-06-13	*	15	1	4	.250	0	0	.000	0	1	.000	0	1	1	7.5	2	0	0	3	0	0	2	8.1



KENNY KADJI

Senior | Forward/Center | 6-11 | 242

Douala, Cameroon | Pendleton | IMG Academy | Florida

#35

Kadji Season / UM Career Highs Points

Season: 22 vs. Duke 1/23/13
Career: 30, vs. UNCG 01/02/12
ACC: 22, vs. Duke 1/23/13

Rebounds

Season: 14, at Georgia Tech, 1/5/13
Career: 14, at Georgia Tech, 1/5/13
ACC: 14, at Georgia Tech, 1/5/13

Assists

Season: 5, vs. Stetson 11/9/12
Career: 5, vs. Stetson 11/9/12
ACC: 3 (2x) last at North Carolina, 1/10/13

Steals

Season: 4, vs. La Salle 1/2/13
Career: 4 (2x) last vs. La Salle 1/2/13
ACC: 4 vs. Florida State, 2/26/12

Blocked Shots

Season: 4, at North Carolina 1/10/13
Career: 5, vs. Florida State 2/26/12
ACC: 5, vs. Florida State, 2/26/12

Field Goals

Season: 9 (2x) last vs. Duke 1/23/13
Career: 10, vs UNCG 01/02/12
ACC: 9, vs. Duke 1/23/13

Field Goal Attempts

Season: 16, vs. Indiana State 12/25/12
Career: 16 (2x) last vs. Indiana State 12/25/12
ACC: 16 vs. North Carolina, 2/15/12

Free Throws

Season: 5 (3x), last vs. Virginia Tech, 2/28/13
Career: 10, vs. UNCG 01/02/12
ACC: 5 (4x) last vs. Virginia Tech, 2/28/13

Free Throw Attempts

Season: 7 (3x) last vs. Virginia Tech, 1/30/13
Career: 13, vs UNCG 01/02/12
ACC: 8 vs. Florida State 2/26/12

3-Point Field Goals

Season: 3 (4x) last vs. Virginia Tech, 2/28/13
Career: 4, at Duke 2/5/12
ACC: 4 at Duke, 2/5/12

3-Point Field Goal Attempts

Season: 7 vs. Georgia Tech 3/6/13
Career: 7 (2x) last vs. Georgia Tech 3/6/13
ACC: 7 (2x) last vs. Georgia Tech 3/6/13

Foul Disqualifications

Season: 1, at Florida State, 2/13/13
Career: 1 (4x), last vs. Florida State 2/26/12

Minutes

Season: 39, vs. Indiana State 12/25/12
Career: 39, vs. Indiana State 12/25/12
ACC: 37 (2x) last at North Carolina, 1/10/13

2011-12 Third Team All-ACC | 2011 Orange Bowl Basketball Classic Game MVP

Double-doubles: 4 in 2011-12 | 4 in 2012-13

- Athletic and skilled stretch four with good size and shot-blocking ability, who can score inside and outside
- Lost 20 pounds over the 2012 summer, cutting out unhealthy foods, including fast food and ice cream
- Game film junkie - between classes he's in the basketball offices watching film
- Coaches challenged him to improve minutes per rebound and he is up 2.0 rebounds per game from last season
- Graduates in May 2013 with a degree in sociology with a minor in business administration
- 185 test: 9 reps | front squat: 255 | 1-step vertical: 32 | Bench max: 230
- Last name is pronounced Kaad-jee ... Born May 19, 1988 ... Has three brothers
- Trained with current NBA player Jared Jeffries during summer of 2009 at IMG Academy
- Played piano for five years

As a Junior (2011-12)

- Only one of seven players in ACC to score 30+ points in a game
- Led team with 14.8 points per game in ACC play
- Scored in double digits 20 times, including 14-straight nights from Jan. 1-Feb. 26
- Hit at least a trio of threes four times and at least a pair in eight games

As a Redshirt (2010-11)

• After transferring to Miami from Florida, big man sat out 2010-11 season. After a promising freshman campaign at UF, played in just eight games as a sophomore before having surgery on back on Feb. 10. Was granted a medical hardship for 2009-10 season.

At Florida (2008-10)

- Played in 42 games with Florida over two seasons, before 2009-10 season was cut short
- Scored in double figures four times, including a season-high 15 points
- Scored four points and tallied five rebounds against Arkansas in first round of SEC Tournament
- Posted four points in seven minutes of action versus Miami in second round of NIT.

High School

Fifth-ranked center in class of 2008 by both *Rivals.com* and *Scout.com* and was rated in top half of ESPN100 ... Averaged 28.0 points, 12.0 rebounds and 4.0 blocks per game at Pendleton/IMG Academy, playing for coach Mike Moreau ... Participated in 2008 adidas All-America All-Star game and in 2008 adidas Kentucky Derby Festival basketball classic ... Played AAU basketball with Florida Rams.

Opposition	P	R	A
TENNESSEE TECH	0	5	1
RUTGERS	13	5	1
UNF	9	10	3
FLA. GULF COAST	6	5	0
at Ole Miss	2	1	0
at Purdue	0	0	0
UMASS	9	7	0
Memphis	12	6	0
at West Virginia	15	3	1
vs. FAU	21	3	0
at Charlotte	18	10	0
APPALACHIAN ST.	3	2	0
UNCG	30	12	0
at Virginia	14	10	0
at North Carolina	16	2	0
CLEMSON	14	1	1
NC STATE	20	11	2
at Georgia Tech	21	8	2
at Boston College	14	7	2
at Duke	15	8	1
VIRGINIA TECH	11	4	0
at Florida State	14	6	1
NORTH CAROLINA	13	7	0
WAKE FOREST	18	5	0
at Maryland	16	8	0
FLORIDA STATE	15	3	0
at NC State	7	7	3
BOSTON COLLEGE	14	1	2
at Georgia Tech	5	6	1
vs. Florida State	5	3	1
VALPARAISO	2	3	1
MINNESOTA	3	1	0

STATISTICS AT FLORIDA


Season	GP	GS	Min.	Avg.	FG	Total FGA	Pct.	3-Point			Free Throws			Rebounds			PF	FO	Ast.	TO	Scoring		
								FG	FGA	Pct.	FT	FTA	Pct.	Total	Avg.	PF					FO	Blk	Stl
2008-09	34	1	426	12.5	62	128	.484	0	1	.000	24	47	.511	93	2.7	48	0	4	28	24	6	148	4.4
2009-10	8	0	45	5.6	3	8	.375	0	0	.000	2	4	.500	6	0.7	8	0	0	5	3	1	8	1.0
TOTAL	42	1	471	11.2	65	136	.445	0	1	.000	26	51	.509	99	2.3	56	0	4	33	27	7	156	3.7

STATISTICS AT MIAMI

Season	GP	GS	Min.	Avg.	FG	Total FGA	Pct.	3-Point			Free Throws			Rebounds			PF	FO	Ast.	TO	Scoring				
								FG	FGA	Pct.	FT	FTA	Pct.	Off.	Tot.	Avg.					Blk	Stl	Pts.	Avg.	
2011-12	32	28	877	27.4	137	280	.489	28	67	.418	73	115	.635	58	112	170	5.3	72	4	23	50	51	19	375	11.7
2012-13	29	29	853	29.4	142	291	.488	40	108	.370	61	92	.663	41	153	194	6.7	72	1	25	55	40	11	385	13.3
TOTAL	61	57	1730	28.4	279	571	.489	68	175	.389	134	207	.647	99	265	364	6.0	144	5	48	105	91	30	760	12.5

KADJI 2012-13

Opponent	Date	TOTAL			3-PTS			FREE THROWS			REBOUNDS			PF	FO	A	TO	Blk	Stl	Pts	Avg.			
		GS	Min	FG	FGA	Pct	3FG	FGA	Pct	FT	FTA	Pct	Off									Def	Tot	Avg
STETSON	11-09-12	*	31	5	10	.500	2	5	.400	0	0	.000	2	10	12	12.0	4	0	5	3	1	0	12	12.0
at FGCU	11-13-12	*	31	4	10	.400	1	3	.333	4	7	.571	4	4	8	10.0	1	0	0	1	1	1	13	12.5
JACKSONVILLE	11-16-12	*	31	2	5	.400	1	3	.333	2	2	1.000	1	3	4	8.0	3	0	2	5	2	0	7	10.7
DETROIT	11-24-12	*	30	5	13	.385	0	5	.000	4	4	1.000	2	9	11	8.8	3	0	3	1	0	0	14	11.5
MICHIGAN STATE	11-28-12	*	32	2	6	.333	0	2	.000	0	0	.000	0	3	3	7.6	2	0	1	2	2	0	4	10.0
at Massachusetts	12-01-12	*	32	4	8	.500	2	5	.400	3	4	.750	0	5	5	7.2	3	0	0	1	1	0	13	10.5
CHARLOTTE	12-14-12	*	24	5	6	.833	3	3	1.000	4	5	.800	1	4	5	6.9	2	0	1	3	3	1	17	11.4
at UCF	12-18-12	*	24	4	12	.333	1	5	.200	1	2	.500	5	3	8	7.0	3	0	1	4	1	2	10	11.3
at Hawai'i	12-22-12	*	30	3	9	.333	0	2	.000	2	2	1.000	0	6	6	6.9	4	0	1	2	2	0	8	10.9
vs Arizona	12-23-12	*	35	9	15	.600	1	3	.333	0	0	.000	0	4	4	6.6	1	0	0	0	0	0	19	11.7
vs Indiana State	12-25-12	*	39	5	16	.313	0	1	.000	3	6	.500	4	3	7	6.6	4	0	0	1	2	0	13	11.8
LA SALLE	01-02-13	*	26	4	9	.444	1	4	.250	5	7	.714	2	9	11	7.0	3	0	2	2	3	4	14	12.0
at Georgia Tech	01-05-13	*	31	3	9	.333	1	4	.250	4	6	.667	2	12	14	7.5	1	0	0	3	2	1	11	11.9
at North Carolina	01-10-13	*	37	7	11	.636	2	5	.400	2	3	.667	0	9	9	7.6	2	0	3	0	4	0	18	12.4
MARYLAND	01-13-13	*	33	5	13	.385	3	6	.500	1	6	.167	1	4	5	7.5	3	0	0	2	1	0	14	12.5
at Boston College	01-16-13	*	32	6	12	.500	2	4	.500	0	2	.000	3	2	5	7.3	1	0	0	3	1	0	14	12.6
DUKE	01-23-13	*	26	9	11	.818	2	3	.667	2	4	.500	0	6	6	7.2	2	0	0	3	2	1	22	13.1
FLORIDA STATE	01-27-13	*	18	5	9	.556	0	1	.000	1	1	1.000	1	2	3	7.0	3	0	1	1	0	0	11	13.0
at Virginia Tech	01-30-13	*	28	6	10	.600	1	1	1.000	5	7	.714	2	2	4	6.8	3	0	0	3	1	0	18	13.3
at NC State	02-02-13	*	26	5	10	.500	1	3	.333	2	2	1.000	2	3	5	6.8	3	0	0	1	0	0	13	13.3
BOSTON COLLEGE	02-05-13	*	21	6	9	.667	2	4	.500	2	3	.667	2	6	8	6.8	3	0	2	1	1	0	16	13.4
NORTH CAROLINA	02-09-13	*	31	6	10	.600	3	5	.600	2	2	1.000	0	6	6	6.8	1	0	0	3	1	0	17	13.5
at Florida State	02-13-13	*	17	1	4	.250	1	2	.500	0	1	.000	1	1	2	6.6	5	1	0	2	1	1	3	13.1
at Clemson	02-17-13	*	29	5	11	.455	1	6	.167	1	1	1.000	0	4	4	6.5	1	0	0	1	0	0	12	13.0
VIRGINIA	02-19-13	*	35	3	8	.375	0	1	.000	1	3	.333	1	5	6	6.4	3	0	2	1	2	0	7	12.8
at Wake Forest	02-23-13	*	25	4	9	.444	2	3	.667	0	1	.000	0	6	6	6.4	1	0	0	1	2	0	10	12.7
VIRGINIA TECH	02-27-13	*	31	6	10	.600	3	6	.500	5	6	.833	1	5	6	6.4	2	0	0	2	2	0	20	13.0
at Duke	03-02-13	*	35	7	13	.538	2	6	.333	1	1	1.000	2	8	10	6.5	4	0	0	3	0	0	17	13.1
GEORGIA TECH	03-06-13	*	33	6	13	.462	2	7	.286	4	4	1.000	2	9	11	6.7	1	0	1	0	2	0	18	13.3



SHANE LARKIN

Sophomore | Guard | 5-11 | 176

Orlando, Fla. | Dr. Phillips (Fla.)

#0

Larkin Career Highs

Points
 Season: 27, vs. Jacksonville 11/16/12
 Career: 27, vs. Jacksonville 11/16/12
 ACC: 25 (2x) last at Duke 3/2/13

Rebounds
 Season: 10, vs. Duke 1/23/13
 Career: 10, vs. Duke 1/23/13
 ACC: 10, vs. Duke 1/23/13

Assists
 Season: 9, vs. North Carolina 2/9/13
 Career: 9, vs. North Carolina 2/9/13
 ACC: 9, vs. North Carolina 2/9/13

Steals
 Season: 6, vs. Arizona, 12/23/12
 Career: 6 (3x) last vs. Arizona, 12/23/12
 ACC: 6, at North Carolina, 1/10/12

Blocked Shots
 Season: 2, at Virginia Tech, 1/30/13
 Career: 2, at Virginia Tech, 1/20/13
 ACC: 2, at Virginia Tech, 1/30/13

Field Goals
 Season: 9 (3x), last at Florida State, 2/13/13
 Career: 9 (3x), last at Florida State, 2/13/13
 ACC: 9 (2x), last at Florida State, 2/13/13

Field Goal Attempts
 Season: 16 at Duke 3/2/13
 Career: 16 at Duke 3/2/13
 ACC: 16 at Duke 3/2/13

Free Throws
 Season: 7 (2x) last at Duke 3/2/13
 Career: 8, vs. Florida State 2/26/12
 ACC: 8, vs. Florida State 2/26/12

Free Throw Attempts
 Season: 8, at Duke 3/2/13
 Career: 9, vs. Florida State 2/26/12
 ACC: 9, vs. Florida State 2/26/12

3-Point Field Goals
 Season: 5 (2x) last vs. North Carolina 2/9/13
 Career: 5, (2x) last vs. North Carolina 2/9/13
 ACC: 5 (2x) last vs. North Carolina 2/9/13

3-Point Field Goal Attempts
 Season: 10, at Virginia Tech, 1/20/13
 Career: 10, at Virginia Tech, 1/20/13
 ACC: 10, at Virginia Tech, 1/30/13

Foul Disqualifications
 Season: --
 Career: 1, at Maryland 2/21/12

Minutes
 Season: 41, vs. Indiana State 12/25/12
 Career: 41 (2x) last vs. Indiana State 12/25/12
 ACC: 41 vs. Maryland, 2/1/12

**Bob Cousy Award Finalist | Oscar Robertson National Player of the Week - Feb. 4, 2013 | ACC Player of the Week - Feb. 4, 2013
 2011-12 All-ACC Freshman Team | ACC Rookie of the Week - Dec. 5, 2011**

- Extremely athletic and intelligent with a quiet and confident demeanor
- Can score by attacking the rim or hitting a shot from long range
- Improved all aspects of his game after his ACC All-Rookie season
- Is difficult to take off of the court, leads the ACC in minutes played
- Conscious of getting all teammates involved in a play and in the game
- 185 test: 14 reps | front squat: 325 | 1-step vertical: 42.5 (best on the team) | Bench max: 270
- Improved bench max 215-270 pounds, 1-step vertical 39.5 to 42.5 inches, 185 test 3 to 14 reps and standing vertical jump 32.5 to 34 inches in 15 months under strength coach Jim Krumpus
- Born DeShane Larkin on Oct. 2, 1992, but goes by Shane ... Son of Lisa and Barry Larkin, former Cincinnati Reds 12-time All-Star shortstop ... Brother to Cymbre and Brielle
- Deion Sanders, Larkin's favorite athlete growing up, gave him nickname SugaShane
- Comes from a long lineage of athletes, including father as well as uncles Byron Larkin (Xavier basketball), Mike Larkin (Notre Dame football) and Steve Larkin (Texas baseball)
- Majoring in sports administration
- Originally committed to DePaul in 2010, but was granted a release from the school in August 2011
- Also recruited by Boston College, George Mason, Colorado and Florida State.

As a Freshman (2011-12)

- Fifth in ACC - only rookie in Top 10 - in steals per game (1.6)
- Of all ACC rookies, was sixth in scoring and second in assists
- Led UM in ACC Tournament with 14.0 points, eight assists and four steals in a pair of games
- Missed first game of season following transfer from DePaul in summer. Received an NCAA waiver a few hours prior to game against Rutgers (Nov. 15) that allowed him to play immediately
- Notched 10 double-digit scoring outings in 32 games
- Nine games with four or more handouts
- Grabbed three or more steals nine times, twice snatching six
- Started season 11-of-11 at FT line, then was 36-38 midway through season

High School

Averaged 18.8 points, 6.4 rebounds, 6.3 assists and 3.5 steals per game as a senior at Dr. Phillips High in Orlando, Fla. ... Ended high school career with a school record 320 steals and was second in career scoring behind 2010-11 All-SEC selection Chris Warren (Ole Miss) ... Two-time all-state player ... Twice was 6A Player of Year runner up ... Ranked among Top 20 point guards in country by *Scout.com* ... No. 72 overall player in nation, according to *Scout.com* ... Led team to a 27-6 record senior season, advancing to state championship game for second consecutive year ... Three-time district champions ... Regional champion.

2011-12	P	R	A
Opposition			
RUTGERS	3	1	1
UNF	8	2	2
FLA. GULF COAST	8	6	5
at Ole Miss	2	2	4
at Purdue	16	0	2
UMASS	14	4	2
Memphis	7	3	0
at West Virginia	8	2	1
vs. FAU	3	2	4
at Charlotte	8	2	2
APPALACHIAN ST.	11	2	3
UNCG	18	6	3
at Virginia	0	4	0
at North Carolina	3	1	4
CLEMSON	2	1	3
NC STATE	9	1	5
at Georgia Tech	6	0	5
at Boston College	0	2	0
MARYLAND	12	7	2
at Duke	7	3	4
VIRGINIA TECH	14	2	4
at Florida State	5	5	1
NORTH CAROLINA	0	0	2
WAKE FOREST	3	2	3
at Maryland	3	2	3
FLORIDA STATE	13	2	3
at NC State	4	1	2
BOSTON COLLEGE	3	0	0
at Georgia Tech	12	1	3
vs. Florida State	16	8	5
VALPARAISO	12	5	1
MINNESOTA	8	1	2

Career double-doubles:
 1 in 2012-13

Season	GP			Min.	Avg.	Total			3-Point			Free Throws			Rebounds			Scoring							
	GP	GS	Min.			FG	FGA	Pct.	FG	FGA	Pct.	FT	FTA	Pct.	Off.	Def.	Tot.	Avg.	PF	FO	Ast.	TO	Blk	Stl	Pts.
2011-12	32	19	820	25.6	73	203	.360	32	99	.323	60	70	.857	18	62	80	2.5	52	1	81	60	2	50	238	7.4
2012-13	29	29	1052	36.3	146	299	.488	52	128	.406	55	75	.733	12	99	111	3.8	44	0	128	64	4	57	399	13.8
TOTAL	61	48	1872	30.7	219	502	.436	84	227	.370	115	145	.793	30	161	191	3.1	96	1	209	124	6	107	637	10.4

Opponent	Date	GS	Min	TOTAL			3-PTS			FREE THROWS			REBOUNDS			PF	FO	A	TO	Blk	Stl	Pts	Avg	
				FG	FGA	Pct	3FG	FGA	Pct	FT	FTA	Pct	Off	Def	Tot									Avg
STETSON	11-09-12	*	35	5	7	.714	1	3	.333	2	4	.500	0	2	2	2.0	2	0	6	2	0	13	13.0	
at FGCU	11-13-12	*	38	5	13	.385	4	9	.444	0	0	.000	0	4	4	3.0	4	0	4	3	0	14	13.5	
JACKSONVILLE	11-16-12	*	35	9	13	.692	2	5	.400	7	7	1.000	0	4	4	3.3	2	0	5	4	0	27	18.0	
DETROIT	11-24-12	*	37	6	10	.600	1	1	1.000	2	2	1.000	0	3	3	3.3	0	0	3	5	0	2	15	17.3
MICHIGAN STATE	11-28-12	*	36	5	10	.500	3	4	.750	2	2	1.000	0	1	1	2.8	1	0	2	2	0	4	15	16.8
at Massachusetts	12-01-12	*	34	5	9	.556	2	3	.667	2	3	.667	1	5	6	3.3	4	0	2	2	0	2	14	16.3
CHARLOTTE	12-14-12	*	32	4	8	.500	1	2	.500	0	0	.000	1	4	5	3.6	1	0	5	2	1	4	9	15.3
at UCF	12-18-12	*	36	5	10	.500	1	2	.500	0	0	.000	1	4	5	3.8	2	0	6	2	0	2	11	14.8
at Hawai'i	12-22-12	*	35	4	10	.400	2	4	.500	2	2	1.000	0	2	2	3.6	0	0	1	1	0	3	12	14.4
vs Arizona	12-23-12	*	38	4	9	.444	2	6	.333	0	0	.000	1	1	2	3.4	1	0	3	2	0	6	10	14.0
vs Indiana State	12-25-12	*	41	2	13	.154	0	5	.000	0	0	.000	0	4	4	3.5	0	0	4	1	0	1	4	13.1
LA SALLE	01-02-13	*	36	6	15	.400	3	6	.500	3	4	.750	0	5	5	3.6	0	0	3	1	0	1	18	13.5
at Georgia Tech	01-05-13	*	36	2	7	.286	1	3	.333	0	0	.000	1	3	4	3.6	0	0	6	1	0	3	5	12.8
at North Carolina	01-10-13	*	36	3	7	.429	1	3	.333	4	6	.667	0	3	3	3.6	2	0	1	4	0	2	11	12.7
MARYLAND	01-13-13	*	37	5	11	.455	0	3	.000	0	0	.000	1	3	4	3.6	0	0	6	0	1	3	10	12.5
at Boston College	01-16-13	*	36	2	8	.250	1	2	.500	2	2	1.000	1	5	6	3.8	4	0	5	2	0	2	7	12.2
DUKE	01-23-13	*	36	8	14	.571	2	6	.333	0	1	.000	1	9	10	4.1	2	0	5	2	0	1	18	12.5
FLORIDA STATE	01-27-13	*	34	2	9	.222	2	6	.333	2	3	.667	0	9	9	4.4	1	0	6	3	0	1	8	12.3
at Virginia Tech	01-30-13	*	40	9	14	.643	5	10	.500	2	3	.667	0	3	3	4.3	2	0	3	3	2	3	25	12.9
at NC State	02-02-13	*	37	5	9	.556	2	5	.400	1	4	.250	0	3	3	4.3	3	0	5	1	0	5	13	13.0
BOSTON COLLEGE	02-05-13	*	31	4	6	.667	2	3	.667	0	0	.000	0	3	3	4.2	0	0	5	0	0	1	10	12.8
NORTH CAROLINA	02-09-13	*	35	6	10	.600	5	8	.625	1	2	.500	0	4	4	4.2	0	0	9	4	0	0	18	13.0
at Florida State	02-13-13	*	36	9	15	.600	2	4	.500	2	3	.667	1	1	2	4.1	0	0	4	5	0	1	22	13.4
at Clemson	02-17-13	*	40	2	8	.250	1	5	.200	2	2	1.000	0	5	5	4.1	1	0	3	3	0	2	7	13.2
VIRGINIA	02-19-13	*	34	4	7	.571	0	1	.000	3	4	.750	0	3	3	4.1	2	0	6	1	0	0	11	13.1
at Wake Forest	02-23-13	*	37	5	12	.417	1	4	.250	2	4	.500	2	2	4	4.1	3	0	3	2	0	3	13	13.1
VIRGINIA TECH	02-27-13	*	37	8	12	.667	3	5	.600	3	4	.750	0	0	0	3.9	2	0	6	1	0	2	22	13.4
at Duke	03-02-13	*	39	8	16	.500	2	7	.286	7	8	.875	1	3	4	3.9	4	0	4	4	0	0	25	13.8
GEORGIA TECH	03-06-13	*	38	4	7	.571	0	3	.000	4	5	.800	0	1	1	3.8	1	0	7	1	0	1	12	13.8



TREY MCKINNEY JONES #4

Senior | Guard | 6-5 | 220

Milwaukee, Wis. | South Milwaukee | UMKC

- Athletic and consistent player who never gets too high or too low and gives tons of effort
- Has developed a high-percentage 3-point shot after transferring from UMKC to Miami
- 185 test: 19 reps | front squat: 330 | 1-step vertical: 37 | Bench max: 300
- Improved bench max 275 to 300 pounds and vertical jump 30.5 to 32.5 inches in 15 months under strength coach Jim Krumpus
- Green Bay Packers fan
- Born August 27, 1990 ... Son of Dwight Jones, and Luann McKinney & Ed Schmitt ... Brother to Laine, Mariel and Dwight
- Graduated in May 2012 with a degree in marketing ... Will earn his masters in liberal studies in June 2013
- From an athletic family - uncle, Mark Jones, played in NBA for Orlando Magic and professionally overseas, and aunt, Esther Jones, was a national champion in track and field at LSU in 1990 in 100- and 200-meters and an Olympic gold medalist in 1992 as a member of 4x100-meter relay.

As a Redshirt Junior (2011-12)

Only came to play in all 33 games
Multiple threats in 14 games
Scored 10 points, grabbed seven rebounds and dished out four assists at Purdue in front of 30+ friends and family who came to watch live in West Lafayette, Ind.

As a Junior (2010-11)

• After transferring to Miami from UMKC, combo guard sat out 2010-11 season.

At UMKC as a Freshman (2008-09) and Sophomore (2009-10)

- Played basketball for two seasons at UMKC, appearing in 30 games and starting 25 as a sophomore in 2009-10
- Fourth all-time among UMKC sophomores in free throws made, seventh in points (327) and 10th in scoring average (10.9)
- First half dunk vs. Centenary was "No. 1 Top Play of Day" on ESPN SportCenter's Top-10 plays on Feb. 25
- First career double-double (11 points and 11 rebounds) versus Centenary (2/19)
- Named to Summit League Winter/Spring Academic All-League Team

High School

First team All-Southeast Conference and honorable mention all-suburban team honoree ... Averaged 15.0 points, 6.0 assists and 5.7 rebounds per game as a senior ... Helped Rockets to first North Division Championship in 22 years ... Scored 545 points and shot 84.8 percent from line over prep career ... 2007 adidas Double Pump Camp All-Star ... Played for Southeast Wisconsin All-Stars ... Wendy's High School Heisman Trophy winner for Wisconsin ... Won back-to-back Wisconsin state triple jump titles in 2007 and '08 ... State runner-up in long jump in 2008, after finishing sixth at state meet as a junior ... Offered track scholarships by Marquette and Minnesota ... Achieved high honors in classroom for having better than a 3.5 grade point average ... Named to honor roll from sophomore through senior years.

2011-12			
Opposition	P	R	A
TENNESSEE TECH	12	4	0
RUTGERS	0	2	0
UNF	7	3	2
FLA. GULF COAST	9	5	2
at Ole Miss	12	9	3
at Purdue	10	7	4
UMASS	10	8	3
Memphis	10	5	1
at West Virginia	2	1	0
vs. FAU	10	3	4
at Charlotte	7	6	2
APPALACHIAN ST.	11	3	3
UNCG	11	2	2
at Virginia	0	3	0
at North Carolina	0	2	2
CLEMSON	12	6	3
NC STATE	0	5	0
at Georgia Tech	0	1	1
at Boston College	9	3	1
MARYLAND	13	5	2
at Duke	2	1	1
VIRGINIA TECH	7	3	0
at Florida State	3	3	1
NORTH CAROLINA	11	3	2
WAKE FOREST	3	3	1
at Maryland	13	2	0
FLORIDA STATE	11	6	0
at NC State	0	0	0
BOSTON COLLEGE	9	2	0
at Georgia Tech	3	2	0
vs. Florida State	8	2	1
VALPARAISO	10	3	3
MINNESOTA	5	2	3

McKinney Jones UM Career Highs

Points

Season: 18, vs. Michigan St. 11/28/12
Career: 18, vs. Michigan St. 11/28/12
ACC: 15, vs. Florida State, 1/27/13

Rebounds

Season: 11, vs. Indiana State 12/25/12
Career: 11, vs. Indiana State 12/25/12
ACC: 8, vs. Maryland, 1/13/13

Assists

Season: 7, vs. Maryland, 1/13/13
Career: 7, vs. Maryland, 1/13/13
ACC: 7, vs. Maryland, 1/13/13

Steals

Season: 3 (2x) last vs. Virginia Tech, 2/28/13
Career: 3 (5x) last vs. Virginia Tech, 2/28/13
ACC: 3 (3x) last vs. Virginia Tech, 2/28/13

Blocked Shots

Season: 1, vs. La Salle 1/2/13
Career: 1, (3x), last vs. La Salle 1/2/13
ACC: 1, at Georgia Tech, 1/24/12

Field Goals

Season: 6, vs. Florida State, 1/27/13
Career: 6, vs. Florida State, 1/27/13
ACC: 6, vs. Florida State, 1/27/13

Field Goal Attempts

Season: 14, vs. Florida State, 1/27/13
Career: 14, vs. Florida State, 1/27/13
ACC: 14, vs. Florida State, 1/27/13

Free Throws

Season: 7, at Hawai'i 12/22/12
Career: 7, at Hawai'i 12/22/12
ACC: 4, vs. Maryland, 1/13/13

Free Throw Attempts

Season: 7, at Hawai'i 12/22/12
Career: 7, at Hawai'i 12/22/12
ACC: 6, at Boston College, 1/16/13

3-Point Field Goals

Season: 5, vs. Michigan St. 11/28/12
Career: 5, vs. Michigan St. 11/28/12
ACC: 3 (4x) last vs. Florida State, 1/27/13

3-Point Field Goal Attempts

Season: 8, vs. Florida State, 1/27/13
Career: 8, vs. Florida State, 1/27/13
ACC: 8, vs. Florida State, 1/27/13

Foul Disqualifications

Season: --
Career: 1, at Ole Miss 11/25/11

Minutes

Season: 44, vs. Indiana State 12/25/12
Career: 44, vs. Indiana State 12/25/12
ACC: 38, vs. Maryland, 2/1/12

STATISTICS AT UMKC

Season	GP	GS	Min.	Avg.	FG	Total FGA	Pct.	3-Point			Free Throws			Rebounds				Scoring							
								FG	FGA	Pct.	FT	FTA	Pct.	Off.	Def.	Tot.	Avg.	PF	FO	Ast.	TO	Blk	Stl	Pts.	Avg.
2008-09	31	13	581	18.7	40	98	.408	7	33	.212	24	42	.571	15	79	94	3.0	69	2	39	26	1	14	111	3.6
2009-10	30	25	855	28.5	110	231	.476	18	52	.346	89	120	.742	22	92	114	3.8	94	3	60	69	3	19	327	10.9
TOTAL	61	38	1436	23.5	150	329	.456	25	85	.294	113	162	.698	37	171	208	3.4	163	5	99	95	4	33	438	7.2

STATISTICS AT MIAMI

Season	GP	GS	Min.	Avg.	FG	Total FGA	Pct.	3-Point			Free Throws			Rebounds				Scoring							
								FG	FGA	Pct.	FT	FTA	Pct.	Off.	Def.	Tot.	Avg.	PF	FO	Ast.	TO	Blk	Stl	Pts.	Avg.
2011-12	33	12	796	24.1	86	184	.467	40	107	.374	18	25	.720	20	95	115	3.5	70	1	47	42	2	22	230	7.0
2012-13	29	27	879	30.3	85	205	.415	43	114	.377	52	61	.852	12	87	99	3.4	47	0	47	31	1	24	265	9.1
TOTAL	62	39	1675	27.0	171	389	.440	83	221	.376	70	86	.814	32	182	214	3.5	117	1	94	73	3	46	495	8.0

MCKINNEY JONES 2012-13

Opponent	Date	GS	Min	TOTAL			3-PTS			FREE THROWS			REBOUNDS				PF	FO	A	TO	Blk	Stl	Pts	Avg
				FG	FGA	Pct	3FG	FGA	Pct	FT	FTA	Pct	Off	Def	Tot	Avg								
STETSON	11-09-12	*	36	5	10	.500	1	3	.333	3	3	1.000	1	3	4	4.0	2	0	2	1	0	0	14	14.0
at FGCU	11-13-12	*	37	3	10	.300	1	6	.167	1	1	1.000	1	1	2	3.0	4	0	1	2	0	2	8	11.0
JACKSONVILLE	11-16-12	*	38	2	6	.333	1	3	.333	6	6	1.000	0	6	6	4.0	2	0	3	0	0	3	11	11.0
DETROIT	11-24-12	*	26	4	6	.667	3	5	.600	2	2	1.000	0	4	4	4.0	3	0	2	1	0	1	13	11.5
MICHIGAN STATE	11-28-12	*	34	5	8	.625	5	7	.714	3	4	.750	1	0	1	3.4	1	0	0	0	0	0	18	12.8
at Massachusetts	12-01-12	*	35	3	5	.600	1	2	.500	1	2	.500	1	2	3	3.3	4	0	2	2	0	1	8	12.0
CHARLOTTE	12-14-12	*	26	3	9	.333	0	3	.000	4	4	1.000	0	2	2	3.1	1	0	1	1	0	0	10	11.7
at UCF	12-18-12	*	31	2	7	.286	2	4	.500	0	0	.000	0	4	4	3.3	2	0	1	1	0	0	6	11.0
at Hawai'i	12-22-12	*	24	2	4	.500	0	1	.000	7	7	1.000	0	4	4	3.3	2	0	2	1	0	1	11	11.0
vs Arizona	12-23-12	*	19	0	3	.000	0	1	.000	0	1	.000	1	1	2	3.2	1	0	1	0	0	1	0	9.9
at Indiana State	12-25-12	*	44	2	6	.333	0	3	.000	2	2	1.000	1	10	11	3.9	2	0	2	4	0	1	6	9.5
LA SALLE	01-02-13	*	35	5	9	.556	4	5	.800	0	0	.000	1	3	4	3.9	1	0	0	0	1	1	14	9.9
at Georgia Tech	01-05-13	*	30	3	10	.300	1	4	.250	2	3	.667	1	4	5	4.0	0	0	2	2	0	0	9	9.8
at North Carolina	01-10-13	*	26	1	5	.200	1	4	.250	2	2	1.000	0	1	1	3.8	1	0	1	5	0	1	5	9.5
MARYLAND	01-13-13	*	33	3	11	.273	2	5	.400	4	4	1.000	0	8	8	4.1	2	0	7	0	0	1	12	9.7
at Boston College	01-16-13	*	26	3	6	.500	2	3	.667	3	6	.500	0	3	3	4.0	2	0	1	0	0	0	11	9.8
DUKE	01-23-13	*	27	3	6	.500	2	4	.500	2	2	1.000	1	3	4	4.0	4	0	3	1	0	1	10	9.8
FLORIDA STATE	01-27-13	*	36	6	14	.429	3	8	.375	0	0	.000	0	2	2	3.9	1	0	2	0	0	0	15	10.1
at Virginia Tech	01-30-13	*	33	4	9	.444	2	5	.400	2	2	1.000	0	3	3	3.8	1	0	4	0	0	1	12	10.2
at NC State	02-02-13	*	23	2	11	.182	0	7	.000	0	0	.000	0	1	1	3.7	0	0	0	1	0	0	4	9.9
BOSTON COLLEGE	02-05-13	*	29	1	7	.143	1	5	.200	2	2	1.000	0	0	0	3.5	0	0	2	1	0	2	5	9.6
NORTH CAROLINA	02-09-13	*	26	2	4	.500	2	3	.667	0	0	.000	0	2	2	3.5	1	0	1	0	0	0	6	9.5
at Florida State	02-13-13	*	33	3	4	.750	0	1	.000	0	0	.000	0	3	3	3.4	3	0	1	0	0	2	6	9.3
at Clemson	02-17-13	*	27	2	5	.400	1	3	.333	1	2	.500	1	2	3	3.4	1	0	1	3	0	0	6	9.2
VIRGINIA	02-19-13	*	25	1	3	.333	0	2	.000	0	0	.000	0	4	4	3.4	0	0	2	1	0	1	2	8.9
at Wake Forest	02-23-13	*	27	4	7	.571	3	5	.600	0	0	.000	0	2	2	3.4	1	0	2	2	0	0	11	9.0
VIRGINIA TECH	02-27-13	*	31	4	8	.500	1	5	.200	2	2	1.000	2	2	4	3.4	4	0	1	2	0	3	11	9.0
at Duke	03-02-13	*	28	4	6	.667	2	3	.667	2	2	1.000	0	5	5	3.5	1	0	0	0	0	0	12	9.1
GEORGIA TECH	03-06-13	*	34	3	6	.500	2	4	.500	1	2	.500	0	2	2	3.4	0	0	0	0	0	1	9	9.1



DURAND SCOTT

Senior | Guard | 6-5 | 203

#1

The Bronx, N.Y. | Rice

ACC Player of the Week - Dec. 17, 2012 & Jan. 28, 2013
2011-12 All-ACC Honorable Mention
2010 ACC All-Rookie Team, 2010 ACC All-Tournament First Team
Sporting News ACC All-Rookie Team
2010 Four-time ACC Rookie of the Week

- Heart and soul of the Miami Hurricanes with a junkyard dog game
- Very good defender who matches up against opponents' best player
- Uplifting personality makes him popular on campus and with campers
- Slasher to the rim and for short floaters
- Graduates in May 2013 with a degree in liberal arts
- 185 test: 19 reps | front squat: 245 | 1-step vertical: 28 | Bench max: 285
- Improved 185 test 12 to 19 reps and max bench 235 to 285 pounds in 15 months under strength coach Jim Krumpus
- Born Feb. 22, 1990 ... Brother to Alva, Ruschell, Shammet and Lacey
- Of Jamaican descent
- Nickname is "Durand Durand"

As A Senior (2012-13)

- One of five ACC guards to attend Chris Paul's CP3 Elite Guard Camp in Winston-Salem, N.C. in June.

As A Junior (2011-12)

- Ranked fifth in scoring and sixth in assists on list of ACC active career statistical leaders
- Declared ineligible by Miami prior to game against FSU on March 9, served a six-game withholding penalty
- Book Buster (3.0 GPA).

As A Sophomore (2010-11)

- Registered 100 assists for second-straight season, becoming first Cane to do so since John Salmons in 2001-02
- First Hurricane to post back-to-back games with 20-or-more points since 2008-09

As A Freshman (2009-10)

- First Miami rookie since 2003-04 to score 20 points in multiple games
- Season-high 29 points at North Carolina marked most points by a Miami freshman in over nine years
- Named "Outstanding Defender" at team's 2010 postseason banquet
- Just second freshman and fifth player in UM history to amass 100 points, 100 boards and 100 assists in a single season.

High School

Ranked fifth in nation among shooting guards by *Scout*, eighth by *Rivals* and 11th by ESPN ... Five-star recruit, also ranked among top 25 overall players by *Scout* ... Selected to play in 2009 Jordan Brand Classic ... As a senior, led Rice High School to State Federation Class 2-A championship, earning tournament MVP honors after scoring 23 points in title game -- including a three-pointer with 14.5 seconds left in regulation to send game into overtime ... As a junior, averaged 12.7 points, 5.4 rebounds, 2.9 assists and 1.6 steals per game en route to a 19-5 record and playoff run ... Shot 89.7 percent from long range (26-29), 63.6 from field and 75.6 from charity stripe ... Over high school career, won two state championships and four city championships ... Coached by Maurice Hicks ... Played AAU basketball for New York Gauhous who finished 2008 season as No. 1 ranked AAU program in New York metropolitan area ... Recruited by many of nation's top basketball programs, including UConn, Pittsburgh, St. John's, Memphis, UCLA, Tennessee and West Virginia.

2009-10			
Opposition	P	R	A
NC Central	4	4	10
Nova Southeastern	14	5	8
Tulane	10	5	5
UNC Wilmington	2	3	2
South Carolina	8	10	3
FGCU	8	4	4
USC Upstate	3	6	1
Minnesota	20	5	3
at Boston College	4	4	2
SC State	5	1	6
at Stetson	4	4	4
FAU	13	1	4
NC A&T	13	5	4
Bethune-Cookman	8	2	8
at Pepperdine	4	4	4
Wake Forest	10	2	3
at Virginia Tech	8	3	2
at Virginia	7	1	0
Boston College	9	6	3
at Maryland	13	4	2
Virginia Tech	12	4	4
at Wake Forest	9	6	2
at Florida St.	9	0	2
Georgia Tech	2	3	2
at Clemson	10	3	3
Duke	19	4	4
Virginia	11	4	2
NC State	13	3	5
at North Carolina	29	5	1
Florida St.	14	5	1
Wake Forest	6	5	4
Virginia Tech	17	6	2
Duke	21	4	3

2010-11			
Opposition	P	R	A
Jacksonville	20	4	6
at Memphis	20	4	1
Tulane	10	3	4
N.C. Central	3	3	4
at Rutgers	5	5	2
McNeese St.	12	1	5
at FGCU	15	6	8
Ole Miss	27	6	6
West Virginia	11	4	2
Stetson	9	4	2
UCF	16	4	5
Oral Roberts	14	3	3
Rice	10	1	2
Akron	12	9	3
Pepperdine	15	5	2
at Duke	10	5	2
at Clemson	24	3	0
BC	19	7	3
Florida St.	8	5	1
at NC State	10	3	2
UNC	18	3	4
at Virginia Tech	21	4	5
Georgia Tech	5	5	4
Virginia	7	6	1
at Wake Forest	17	3	2
Duke	10	3	8
at UCG	12	2	2
Clemson	16	3	2
at BC	10	4	4
at Florida St.	6	3	2
Maryland	15	1	6
at Georgia Tech	13	2	1
Virginia	10	6	1
UNC	12	5	1
FAU	19	2	4
Missouri St.	20	5	4
at Alabama	19	3	2

2011-12			
Opposition	P	R	A
TENNESSEE TECH	15	6	5
RUTGERS	19	5	4
UNF	11	3	1
FLA. GULF COAST	5	5	4
at Ole Miss	13	6	4
UMASS	16	6	6
Memphis	10	6	5
at West Virginia	6	6	2
vs. FAU	18	1	2
at Charlotte	14	4	4
APPALACHIAN ST.	17	2	4
UNCG	17	7	3
at Virginia	12	3	3
at North Carolina	12	5	3
CLEMSON	10	6	4
NC STATE	8	6	3
at Georgia Tech	6	6	2
at Boston College	19	6	4
MARYLAND	24	8	7
at Duke	11	6	2
VIRGINIA TECH	2	6	1
at Florida State	12	5	3
NORTH CAROLINA	15	3	2
WAKE FOREST	18	7	4
at Maryland	14	5	1
FLORIDA STATE	17	7	2
at NC State	10	11	3
BOSTON COLLEGE	14	6	2
at Georgia Tech	11	7	1

Scott Season / Career Highs

Points
 Season: 25, vs. Duke 1/23/13
 Career: 29, at North Carolina 3/2/10
 ACC: 29, at North Carolina 3/2/10

Rebounds
 Season: 12, vs. Charlotte, 12/14/12
 Career: 12 (2x) last vs. Charlotte, 12/14/12
 ACC: 11 (2x) last at Clemson, 2/17/13

Assists
 Season: 5 (3x) last vs. North Carolina 2/9/13
 Career: 10, at NC Central 11/14/09
 ACC: 8, vs. Duke, 2/13/11

Steals
 Season: 4, vs. Charlotte, 12/14/12
 Career: 4 (2x) last vs. Charlotte, 12/14/12
 ACC: 3 (10x) last vs. vs. Virginia 2/19/13

Blocked Shots
 Season: 1 (2x) last vs. Georgia Tech 3/6/13
 Career: 2, at Pepperdine 1/3/10
 ACC: 1 (7x) last vs. Georgia Tech 3/6/13

Field Goals
 Season: 9, vs. Duke 1/23/13
 Career: 11 (2x), last vs. Maryland 2/1/12
 ACC: 11 (2x) last vs. Maryland, 2/1/12

Field Goal Attempts
 Season: 16, at Duke 3/2/13
 Career: 17, vs. Minnesota 12/2/09
 ACC: 16, at Duke 3/2/13

Free Throws
 Season: 8, vs. La Salle 1/2/13
 Career: 16, vs. UMass 12/03/11
 ACC: 12, at Clemson, 1/8/11

Free Throw Attempts
 Season: 9 (3x) last at NC State, 2/2/13
 Career: 18, vs. UMass 12/03/11
 ACC: 13, at Clemson, 1/8/11

3-Point Field Goals
 Season: 4, at Hawaii 12/22/12
 Career: 4 (2x) last at Hawaii 12/22/12
 ACC: 4, vs. North Carolina, 1/26/11

3-Point Field Goal Attempts
 Season: 8, at Hawaii 12/22/12
 Career: 8, at Hawaii 12/22/12
 ACC: 6 at North Carolina, 1/10/13

Foul Disqualifications
 Season: 2, last vs. Duke 1/23/13
 Career: 12x - 4-11/12; 4-10/11; 2-09/10


Minutes
 Season: 41, vs. Indiana State 12/25/12
 Career: 45, vs. FAU 12/17/11
 ACC: 40 vs. Maryland, 2/1/12

CAREER STATISTICS

Season	GP	GS	Min.	Avg.	Total			3-Point			Free Throws			Rebounds			Scoring								
					FG	FGA	Pct.	FG	FGA	Pct.	FT	FTA	Pct.	Off.	Def.	Tot.	Avg.	PF	FO	Ast.	TO	Blk	Stl	Pts.	Avg.
2009-10	33	28	917	27.8	126	277	.455	16	58	.276	71	106	.670	29	102	131	4.0	69	2	113	73	6	41	339	10.3
2010-11	36	35	1182	32.8	162	364	.445	27	69	.391	139	166	.837	42	110	152	4.2	93	4	112	100	4	43	490	13.6
2011-12	30	30	997	33.2	136	300	.453	19	61	.311	97	122	.795	51	111	162	5.4	67	4	93	54	5	31	388	12.9
2012-13	26	25	903	34.7	126	274	.460	25	77	.325	66	92	.717	24	85	109	4.2	57	2	69	54	2	43	343	13.2
TOTAL	125	118	3999	32.0	550	1215	.453	87	265	.328	373	486	.767	146	408	554	4.4	286	12	387	281	17	158	1560	12.5

SCOTT 2012-13

Opponent	Date	GS	Min	TOTAL			3-PTS			FREE THROWS			REBOUNDS			PF	FO	A	TO	Blk	Stl	Pts	Avg	
				FG	FGA	Pct	3FG	FGA	Pct	FT	FTA	Pct	Off	Def	Tot									Avg
DETROIT	11-24-12	*	38	6	9	.667	0	1	.000	3	4	.750	2	3	5	5.0	1	0	3	2	0	2	15	15.0
MICHIGAN STATE	11-28-12	*	35	6	10	.600	0	0	.000	3	4	.750	3	3	6	5.5	0	0	2	2	0	0	15	15.0
at Massachusetts	12-01-12	*	37	6	13	.462	0	2	.000	3	4	.750	0	7	7	6.0	1	0	4	1	0	1	15	15.0
CHARLOTTE	12-14-12	*	33	5	8	.625	2	3	.667	4	6	.667	2	10	12	7.5	2	0	4	2	1	4	16	15.3
at UCF	12-18-12	*	30	7	11	.636	2	3	.667	1	3	.333	0	4	4	6.8	3	0	4	0	0	1	17	15.6
at Hawai'i	12-22-12	*	35	8	15	.533	4	8	.500	0	0	.000	0	1	1	5.8	0	0	5	1	0	3	20	16.3
vs Arizona	12-23-12	*	36	4	11	.364	2	5	.400	5	9	.556	2	2	4	5.6	2	0	1	5	0	3	15	16.1
vs Indiana State	12-25-12	*	41	4	13	.308	0	3	.000	4	5	.800	0	6	6	5.6	3	0	1	0	0	2	12	15.6
LA SALLE	01-02-13	*	39	5	10	.500	0	2	.000	8	9	.889	0	4	4	5.4	1	0	0	5	0	0	18	15.9
at Georgia Tech	01-05-13	*	33	2	7	.286	0	2	.000	0	0	.000	0	0	0	4.9	3	0	4	4	0	2	4	14.7
at North Carolina	01-10-13	*	38	4	12	.333	2	6	.333	1	2	.500	1	5	6	5.0	2	0	5	1	0	3	11	14.4
MARYLAND	01-13-13	*	31	3	8	.375	0	3	.000	0	1	.000	0	1	1	4.7	3	0	2	3	0	2	6	13.7
at Boston College	01-16-13	*	29	5	12	.417	1	4	.250	4	4	1.000	1	2	3	4.5	5	1	1	0	0	2	15	13.8
DUKE	01-23-13	*	36	9	14	.643	3	4	.750	4	5	.800	1	5	6	4.6	5	1	4	3	0	2	25	14.6
FLORIDA STATE	01-27-13	*	26	4	7	.571	1	2	.500	2	2	1.000	0	2	2	4.5	4	0	4	1	0	0	11	14.3
at Virginia Tech	01-30-13	*	37	2	10	.200	0	4	.000	1	2	.500	1	0	1	4.3	3	0	3	2	0	1	5	13.8
at NC State	02-02-13	*	39	6	10	.600	0	3	.000	6	9	.667	0	2	2	4.1	3	0	2	2	0	2	18	14.0
BOSTON COLLEGE	02-05-13	*	35	5	11	.455	1	3	.333	0	0	.000	1	6	7	4.3	0	0	3	0	0	1	11	13.8
NORTH CAROLINA	02-09-13	*	32	6	12	.500	3	3	1.000	2	2	1.000	2	4	6	4.4	1	0	5	2	0	3	17	14.0
at Florida State	02-13-13	*	34	6	10	.600	0	1	.000	1	2	.500	0	2	2	4.3	1	0	3	4	0	2	13	14.0
at Clemson	02-17-13	*	27	1	8	.125	0	3	.000	1	1	1.000	2	9	11	4.6	3	0	2	2	0	0	3	13.4
VIRGINIA	02-19-13	*	37	2	6	.333	0	1	.000	2	2	1.000	0	0	0	4.4	1	0	1	1	0	3	6	13.1
at Wake Forest	02-23-13	*	39	5	12	.417	2	4	.500	5	7	.714	1	2	3	4.3	3	0	1	4	0	2	17	13.3
VIRGINIA TECH	02-27-13	*	30	2	7	.286	0	2	.000	5	6	.833	0	0	0	4.1	3	0	3	3	0	0	9	13.1
at Duke	03-02-13	*	38	6	16	.375	0	2	.000	0	1	.000	3	2	5	4.2	1	0	1	1	0	1	12	13.0



ERIK SWOOPE

Junior | Forward | 6-6 | 233

#21

Lake Elsinore, Calif. | Harvard-Westlake

- Extremely athletic, incredible physique, bouncy
- Attacks basket with reckless abandon, and has ability to finish plays in traffic
- Plays both the three and four positions
- Studies Dennis Rodman videos to perfect his role as a rebounder and defender
- 185 test: 21 reps | front squat: 335 | 1-step vertical: 33.5 | Bench max: 340
- Improved bench max 275 to 340 pounds, standing vertical jump 27.5 to 32 inches and 185 test 15 to 21 reps in 15 months under strength coach Jim Krumpot
- Last name is pronounced Swoope
- Born May 8, 1992 ... Son of Denise and Gerald Swoope ... Brother to Devin Swoope
- Majoring in economics
- Has been practicing yoga for four years

As a Sophomore (2011-12)

- Started eight of first 10 games, averaging 4.9 points, 3.4 rebounds in 22.9 minutes per game while shooting 57.9 percent from field
- Played more than 10 minutes in first 10 games, then didn't see more than eight minutes in final 13 outings

As a Freshman (2010-11)

- 2011 ACC All-Academic Basketball Team

High School

Named Mission League Most Valuable Player ... *L.A. Daily News* referred to him as "most dominant boys' basketball player" in San Fernando Valley ... Rated as No. 41 power forward by ESPN ... As a senior, averaged 21.8 points, 8.9 rebounds, 1.6 assists and 1.5 blocks per game, converting 74 percent from field and 71 percent from foul line ... Registered 16 games of 20-or-more points, including eight games with 30-plus points ... Picked up 12 double-doubles as a senior, including a 30-point, 21-rebound effort against South Hills ... Turned in a season-best 40 points on 14-of-17 shooting from field - adding a 12-of-13 touch at charity stripe - in a win over Notre Dame Prep ... Collected three-straight games of 30 points against Palos Verdes, South Hills and Calabasas ... As a sophomore, helped team to runner-up title of Mission League ... Selected as an *ESPN Rise* California State Stat Star of Week (Feb. 11, 2010) ... Coached by Greg Hilliard ... Played AAU basketball for Pump N' Run Elite ... Attended same high school that produced NBA players Jason Collins (Atlanta Hawks) and Jarron Collins (Phoenix Suns).

2009-10				2011-12			
Opposition	P	R	A	Opposition	P	R	A
Jacksonville	0	0	0	TENNESSEE TECH	11	6	1
at Memphis	1	0	0	RUTGERS	6	8	1
N.C. Central	4	6	1	UNF	8	3	1
at Rutgers	0	0	0	FLA. GULF COAST	4	3	0
McNeese St.	0	0	0	at Ole Miss	6	3	0
at FGCU	0	1	0	at Purdue	4	1	1
UCF	0	0	0	UMASS	6	2	1
Oral Roberts	0	0	0	Memphis	2	4	0
Rice	4	1	1	at West Virginia	0	3	2
Akron	3	3	0	vs. FAU	2	1	0
Pepperdine	13	4	1	at Charlotte	0	1	0
at Duke	6	2	0	APPALACHIAN ST.	2	0	0
at Clemson	0	2	1	UNCG	0	0	0
BC	4	1	0	at North Carolina	0	0	0
Florida St.	5	2	1	NC STATE	1	0	0
at NC State	0	0	0	at Boston College	0	0	0
UNC	0	0	0	MARYLAND	0	2	0
at Virginia Tech	0	0	0	VIRGINIA TECH	0	0	0
Georgia Tech	0	1	0	WAKE FOREST	0	0	0
Virginia	0	1	0	BOSTON COLLEGE	0	2	0
at Wake Forest	0	1	0	at Georgia Tech	0	0	0
Duke	0	0	0	vs. Florida State	0	0	0
at UNCG	0	1	0	MINNESOTA	2	1	0
at Florida St.	0	1	0				
at Georgia Tech	0	2	0				
Virginia	0	0	0				
FAU	0	0	0				
Missouri St.	0	0	0				
at Alabama	0	0	0				

Swoope Season / Career Highs


- Points**
Season: 7, vs. Jacksonville 11/16/12
Career: 13, vs. Pepperdine 12/30/10
ACC: 6, at Duke, 1/2/11
- Rebounds**
Season: 4 (3x) last at Boston College, 1/16/13
Career: 6, vs. NC Central 11/19/10
ACC: 4 at Boston College, 1/16/13
- Assists**
Season: 1 (3x) last at Duke 3/2/13
Career: 2, at West Virginia 12/10/11
ACC: 1 (3x), last at Duke 3/2/13
- Steals**
Season: 2, vs. Jacksonville 11/16/12
Career: 3 (3x), last vs. Rutgers 11/15/11
ACC: 3, vs. Florida State, 1/19/11
- Blocked Shots**
Season: ---
Career: 2 (2x), last vs. UNF 11/19/11
ACC: ---
- Field Goals**
Season: 3, vs. Jacksonville 11/16/12
Career: 4, vs. Pepperdine 12/30/10
ACC: 2, vs. Florida State, 1/19/11
- Field Goal Attempts**
Season: 4, vs. Charlotte, 12/14/12
Career: 8, at Duke 1/2/11
ACC: 8, at Duke, 1/2/11
- Free Throws**
Season: 2, vs. La Salle 1/2/13
Career: 5, vs. Pepperdine 12/30/10
ACC: 4, vs. Boston College, 1/15/11
- Free Throw Attempts**
Season: 4 (2x) last vs. La Salle 1/2/13
Career: 7, vs. Pepperdine 12/30/10
ACC: 4, vs. Boston College, 1/15/11
- 3-Point Field Goals**
Season: 1, at UCF 12/18/12
Career: 1, at UCF 12/18/12
ACC: ---
- 3-Point Field Goal Attempts**
Season: 1, at UCF 12/18/12
Career: 1 (3x), last at UCF 12/18/12
ACC: 1, vs. Maryland, 2/1/12
- Foul Disqualifications**
Season: ---
Career: 3 - 1 in 2010-11; 2 in 2011-12
- Minutes**
Season: 23, vs. La Salle 1/2/13
Career: 36, at Ole Miss 11/25/11
ACC: 17 (2x) last vs. Florida State, 1/19/11

CAREER STATISTICS

Season	GP	GS	Min.	Avg.	Total			3-Point			Free Throws			Rebounds				Scoring							
					FG	FGA	Pct.	FG	FGA	Pct.	FT	FTA	Pct.	Off.	Def.	Tot.	Avg.	PF	FO	Ast.	TO	Blk	Stl	Pts.	Avg.
2010-11	29	9	189	6.5	11	25	.440	0	0	.000	18	30	.600	12	17	29	1.0	26	1	5	7	2	13	40	1.4
2011-12	23	8	269	11.7	23	46	.500	0	2	.000	8	17	.471	20	20	40	1.7	46	2	7	8	10	9	54	2.3
2012-13	21	0	129	6.1	12	18	.667	1	1	1.000	4	16	.250	12	15	27	1.3	15	0	3	3	1	3	29	1.4
TOTAL	73	17	587	8.0	46	89	.517	1	3	.333	30	63	.476	44	52	96	1.3	87	3	15	18	13	25	123	1.7

SWOOPE 2012-13

Opponent	Date	GS	Min	TOTAL			3-PTS			FREE THROWS			REBOUNDS				PF	FO	A	TO	Blk	Stl	Pts	Avg
				FG	FGA	Pct	3FG	FGA	Pct	FT	FTA	Pct	Off	Def	Tot	Avg								
STETSON	11-09-12	0+	0	0	.000	0	0	.000	0	0	.000	0	0	0	0.0	0	0	0	0	0	0	0	0.0	
at FGCU	11-13-12	0+	0	0	.000	0	0	.000	0	0	.000	0	0	0	0.0	0	0	0	0	0	0	0	0.0	
JACKSONVILLE	11-16-12	16	3	3	1.000	0	0	.000	1	4	.250	1	1	2	0.7	0	0	1	0	0	2	7	2.3	
DETROIT	11-24-12	5	0	0	.000	0	0	.000	0	0	.000	0	1	1	0.8	0	0	0	0	0	0	0	1.8	
CHARLOTTE	12-14-12	7	2	4	.500	0	0	.000	0	0	.000	3	1	4	1.4	0	0	0	0	0	0	4	2.2	
at UCF	12-18-12	9	1	1	1.000	1	1	1.000	0	0	.000	0	0	0	1.2	0	0	0	0	1	0	3	2.3	
at Hawai'i	12-22-12	4	0	0	.000	0	0	.000	0	2	.000	0	0	0	1.0	2	0	0	1	0	0	0	2.0	
vs Arizona	12-23-12	6	0	0	.000	0	0	.000	0	0	.000	0	0	0	0.9	1	0	0	0	0	1	0	1.8	
LA SALLE	01-02-13	23	1	1	1.000	0	0	.000	2	4	.500	2	2	4	1.2	2	0	1	1	0	0	4	2.0	
at Georgia Tech	01-05-13	2	0	0	.000	0	0	.000	0	2	.000	0	1	1	1.2	0	0	0	0	0	0	0	1.8	
MARYLAND	01-13-13	4	0	1	.000	0	0	.000	0	0	.000	0	0	0	1.1	1	0	0	0	0	0	0	1.6	
at Boston College	01-16-13	10	0	1	.000	0	0	.000	0	0	.000	1	3	4	1.3	0	0	0	0	0	0	0	1.5	
DUKE	01-23-13	1	0	0	.000	0	0	.000	1	2	.500	0	0	0	1.2	0	0	0	0	0	0	1	1.5	
FLORIDA STATE	01-27-13	8	1	2	.500	0	0	.000	0	1	.000	0	1	1	1.2	0	0	0	0	0	0	2	1.5	
BOSTON COLLEGE	02-05-13	4	0	0	.000	0	0	.000	0	0	.000	0	1	1	1.2	2	0	0	1	0	0	0	1.4	
NORTH CAROLINA	02-09-13	1	0	0	.000	0	0	.000	0	0	.000	0	1	1	1.2	0	0	0	0	0	0	0	1.3	
at Florida State	02-13-13	3	1	1	1.000	0	0	.000	0	0	.000	0	0	0	1.1	1	0	0	0	0	0	2	1.4	
at Clemson	02-17-13	9	1	2	.500	0	0	.000	0	0	.000	2	1	3	1.2	0	0	0	0	0	0	2	1.4	
at Wake Forest	02-23-13	11	2	2	1.000	0	0	.000	0	1	.000	2	0	2	1.3	4	0	0	0	0	0	4	1.5	
VIRGINIA TECH	02-27-13	2	0	0	.000	0	0	.000	0	0	.000	0	1	1	1.3	0	0	0	0	0	0	0	1.5	
at Duke	03-02-13	4	0	0	.000	0	0	.000	0	0	.000	1	1	2	1.3	2	0	1	0	0	0	0	1.4	



JUSTIN HELLER

Junior | Guard | 6-2 | 180

Boca Raton, Fla. | West Boca Raton Community

#12

Heller Career Highs

Points	Career: 2, vs. Charlotte, 12/14/12
Rebounds	Career: 3, vs. Charlotte, 12/14/12
Assists	Career: 1 (2x) last vs. Florida State, 1/27/13
Steals	Career: --
Blocked Shots	Career: --
Field Goals	Career: 1, vs. Charlotte, 12/14/12
Field Goal Attempts	Career: 1 (5x), last vs. Florida State, 1/27/13
Free Throws	Career: --
Free Throw Attempts	Career: 2, vs. Charlotte, 12/14/12
3-Point Field Goals	Career: --
3-Point Field Goal Attempts	Career: 1 (2x) last vs. Florida State, 1/27/13
Minutes	Career: 3, vs. Charlotte, 12/14/12

2011-12			
Opposition	P	R	A
at Charlotte	0	0	0
APPALACHIAN ST.	0	2	0
at Boston College	0	0	0
VIRGINIA TECH	0	0	0
WAKE FOREST	0	0	0
BOSTON COLLEGE	0	0	0
MINNESOTA	0	0	0

As a Sophomore (2011-12): Played in seven games, including four ACC matchups ... Attempted two shots, including one three pointer ... Grabbed a pair of defensive rebounds ... Season highs include one field goal attempt against Boston College and Wake Forest, one three-point attempt vs. Boston College, two rebounds against Appalachian State and two minutes vs. Appalachian State ... Book Buster (3.0 GPA) ... Athletics Director Honor Roll (3.2 GPA).

As a Freshman (2010-11): Walked onto team ... Practiced, but did not see any game time.

High School: After transferring to West Boca, played one year of varsity basketball for the Bulls ... Among top 30 three-point scorers in Palm Beach County in 2009-10 ... Bulls were only team to beat powerhouse Dwyer, the top-ranked high school in county, with 82-73 victory.

Personal: Born on Dec. 26, 1991 ... Son of Neal Heller and Liz Heller ... Brother to Anthony Anderson ... Majoring in finance, with aspirations of becoming a CEO ... Recruited by American and North Florida ... Nickname is J-Hell.

CAREER STATISTICS

Season	GP	GS	Min.	Avg.	Total			3-Point			Free Throws			Rebounds				Scoring										
					FG	FGA	Pct.	FG	FGA	Pct.	FT	FTA	Pct.	Off.	Def.	Tot.	Avg.	PF	FO	Ast.	TO	Blk	Stl	Pts.	Avg.			
2011-12	7	0	4	0.6	0	2	.000	0	1	.000	0	0	.000	0	2	.000	0	2	2	0.3	0	0	0	1	0	0	0	0.0
2012-13	8	0	10	1.3	1	3	.333	0	1	.000	0	2	.000	0	4	4	0.5	1	0	2	2	0	0	2	0	0	2	0.3
TOTAL	15	0	14	0.9	1	5	.200	0	2	.000	0	2	.000	0	6	6	0.4	1	0	2	3	0	0	2	0	2	0.1	

HELLER 2012-13

Opponent	Date	GS	Min	TOTAL			3-PTS			FREE THROWS			REBOUNDS				PF	FO	A	TO	Blk	Stl	Pts	Avg
				FG	FGA	Pct	3FG	FGA	Pct	FT	FTA	Pct	Off	Def	Tot	Avg								
JACKSONVILLE	11-16-12	0	0	0	0	.000	0	0	.000	0	0	.000	0	0	0	0.0	0	0	0	0	0	0	0.0	
CHARLOTTE	12-14-12	3	1	1	1.000	0	0	.000	0	2	.000	0	3	3	1.5	0	0	0	0	2	1.0			
at UCF	12-18-12	1	0	0	.000	0	0	.000	0	0	.000	0	0	0	1.0	0	0	1	0	0	0	0.7		
at Hawai'i	12-22-12	1	0	0	.000	0	0	.000	0	0	.000	0	0	0	0.8	0	0	0	0	0	0	0.5		
DUKE	01-23-13	1	0	1	.000	0	0	.000	0	0	.000	0	0	0	0.6	1	0	0	1	0	0	0.4		
FLORIDA STATE	01-27-13	1	0	1	.000	0	1	.000	0	0	.000	0	1	1	0.7	0	0	1	0	0	0	0.3		
BOSTON COLLEGE	02-05-13	2	0	0	.000	0	0	.000	0	0	.000	0	0	0	0.6	0	0	0	1	0	0	0.3		
NORTH CAROLINA	02-09-13	1	0	0	.000	0	0	.000	0	0	.000	0	0	0	0.5	0	0	0	0	0	0	0.3		



STEVE SORENSON

Freshman | Guard | 6-0 | 151

Dallas, Texas | Mark's School of Texas

#3

Sorenson Career Highs

Points	Career: 1, vs. Duke 1/23/13
Rebounds	Career: --
Assists	Career: --
Steals	Career: --
Blocked Shots	Career: --
Field Goals	Career: --
Field Goal Attempts	Career: --
Free Throws	Career: 1, vs. Duke 1/23/13
Free Throw Attempts	Career: 1 (2x) last vs. Duke 1/23/13
3-Point Field Goals	Career: --
3-Point Field Goal Attempts	Career: --
Minutes	Career: 3, vs. Charlotte, 12/14/12

High School: Named all-state by Texas Association of Basketball Coaches as a senior ... TABC academic all-state ... Two-time All-Southwest Preparatory Conference ... Trinity Valley Christian all-tournament team twice ... Team captain both junior and senior seasons ... Averaged 18 points, six assists, three rebounds, two steals in senior campaign ... Shot 50 percent from both field and distance in final season ... Team leadership award ... Invited to TABC all-star game and 2012 Showboat Classic ... Team MVP ... Notched 12 points, five assists, four rebounds and two steals per game sophomore season ... Shot 50 percent from field and 49 percent from three ... Most improved player sophomore season ... Three-year letterwinner ... Honor roll all four years.

Personal: Full name is Steven Lewis Sorenson, goes by Steve ... Born Dec. 30, 1993 in St. Louis, Mo. ... Son of Skip and Yvonne ... Brother to Erik, who was a walk-on with Virginia Tech basketball team from 2010-12 ... Played AAU ball for Dallas Heroes ... Majoring in business.

CAREER STATISTICS

Season	GP	GS	Min.	Avg.	Total			3-Point			Free Throws			Rebounds				Scoring							
					FG	FGA	Pct.	FG	FGA	Pct.	FT	FTA	Pct.	Off.	Def.	Tot.	Avg.	PF	FO	Ast.	TO	Blk	Stl	Pts.	Avg.
2012-13	7	0	9	1.3	0	0	.000	0	0	.000	1	3	.333	0	0	0	0.0	0	0	0	3	0	0	1	0.1

SORENSON 2012-13

Opponent	Date	GS	Min	TOTAL			3-PTS			FREE THROWS			REBOUNDS				PF	FO	A	TO	Blk	Stl	Pts	Avg
				FG	FGA	Pct	3FG	FGA	Pct	FT	FTA	Pct	Off	Def	Tot	Avg								
JACKSONVILLE	11-16-12	0	0	0	0	.000	0	0	.000	0	0	.000	0	0	0	0.0	0	0	0	0	0	0	0.0	
CHARLOTTE	12-14-12	3	0	0	.000	0	0	.000	0	0	.000	0	0	0	0.0	0	0	0	0	0	0	0	0.0	
at Hawai'i	12-22-12	1	0	0	.000	0	0	.000	0	1	.000	0	0	0	0.0	0	0	0	0	0	0	0	0.0	
DUKE	01-23-13	2	0	0	.000	0	0	.000	1	2	.500	0	0	0	0.0	0	0	0	1	0	0	1	0.3	
FLORIDA STATE	01-27-13	1	0	0	.000	0	0	.000	0	0	.000	0	0	0	0.0	0	0	0	0	0	0	0	0.2	
BOSTON COLLEGE	02-05-13	1	0	0	.000	0	0	.000	0	0	.000	0	0	0	0.0	0	0	0	1	0	0	0	0.2	
NORTH CAROLINA	02-09-13	1	0	0	.000	0	0	.000	0	0	.000	0	0	0	0.0	0	0	0	1	0	0	0	0.1	



2012-13 Miami Men's Basketball
University of Miami Combined Team Statistics (as of Mar 06, 2013)
All games

RECORD:	OVERALL	HOME	AWAY	NEUTRAL
ALL GAMES	23-6	13-1	10-3	0-2
CONFERENCE	14-3	7-1	7-2	0-0
NON-CONFERENCE	9-3	6-0	3-1	0-2

#	Player	gp-gs	min	avg	Total		3-Point		F-Throw		Rebounds			pf	dq	a	to	blk	stl	pts	avg	
					fg-fga	fg%	3fg-fga	3fg%	ft-fa	ft%	off	def	tot									avg
00	Shane Larkin	29-29	1052	36.3	146-299	.488	52-128	.406	55-75	.733	12	99	111	3.8	44	0	128	64	4	57	399	13.8
35	Kenny Kadji	29-29	853	29.4	142-291	.488	40-108	.370	61-92	.663	41	153	194	6.7	72	1	25	55	40	11	385	13.3
01	Durand Scott	26-25	903	34.7	126-274	.460	25-77	.325	66-92	.717	24	85	109	4.2	57	2	69	54	2	43	343	13.2
04	Trey McKinney Jones	29-27	879	30.3	85-205	.415	43-114	.377	52-61	.852	12	87	99	3.4	47	0	47	31	1	24	265	9.1
42	Reggie Johnson	20-8	455	22.8	53-135	.393	1-10	.100	54-79	.684	44	105	149	7.5	46	0	17	45	24	8	161	8.1
45	Julian Gamble	29-21	596	20.6	80-145	.552	0-0	.000	31-64	.484	59	84	143	4.9	64	2	5	21	54	13	191	6.6
15	Rion Brown	29-6	635	21.9	60-168	.357	25-99	.253	29-41	.707	17	38	55	1.9	35	0	24	18	2	12	174	6.0
02	Bishop Daniels	3-0	50	16.7	5-11	.455	3-3	1.000	2-2	1.000	1	2	3	1.0	5	0	3	4	0	6	15	5.0
21	Erik Swoope	21-0	129	6.1	12-18	.667	1-1	1.000	4-16	.250	12	15	27	1.3	15	0	3	3	1	3	29	1.4
23	Tonye Jekiri	27-0	181	6.7	12-23	.522	0-0	.000	8-16	.500	20	17	37	1.4	28	0	3	10	9	6	32	1.2
10	Raphael Akpejori	15-0	73	4.9	5-13	.385	0-0	.000	1-3	.333	6	12	18	1.2	7	0	1	2	3	3	11	0.7
12	Justin Heller	8-0	10	1.3	1-3	.333	0-1	.000	0-2	.000	0	4	4	0.5	1	0	2	2	0	0	2	0.3
03	Steve Sorenson	7-0	9	1.3	0-0	.000	0-0	.000	1-3	.333	0	0	0	0.0	0	0	0	3	0	0	1	0.1
Team											36	55	91				6					
Total.....		29	5825		727-1585	.459	190-541	.351	364-546	.667	284	756	1040	35.9	421	5	327	318	140	186	2008	69.2
Opponents.....		29	5825		638-1622	.393	177-559	.317	294-451	.652	300	673	973	33.6	507	11	311	348	88	159	1747	60.2

TEAM STATISTICS	UM	OPP	Date	Opponent	Score	Att.
SCORING	2008	1747	11-09-12	STETSON	w 87-79	3160
Points per game	69.2	60.2	11-13-12	at Florida Gulf Coast	L 51-63	4552
Scoring margin	+9.0	-	11-16-12	JACKSONVILLE	w 73-57	3135
FIELD GOALS-ATT	727-1585	638-1622	11-24-12	DETROIT	w 77-62	2946
Field goal pct	.459	.393	! 11-28-12	MICHIGAN STATE	w 67-59	5791
3 POINT FG-ATT	190-541	177-559	12-01-12	at Massachusetts	w 75-62	7004
3-point FG pct	.351	.317	12-14-12	CHARLOTTE	w 77-46	3275
3-pt FG made per game	6.6	6.1	12-18-12	at UCF	w 72-50	5189
FREE THROWS-ATT	364-546	294-451	& 12-22-12	at Hawai i	w 73-58	8120
Free throw pct	.667	.652	& 12-23-12	vs Arizona	L 50-69	6564
F-Throws made per game	12.6	10.1	& 12-25-12	vs Indiana State	Lot 55-57	6514
REBOUNDS	1040	973	01-02-13	LA SALLE	w 76-59	3259
Rebounds per game	35.9	33.6	* 01-05-13	at Georgia Tech	w 62-49	7614
Rebounding margin	+2.3	-	* 01-10-13	at North Carolina	w 68-59	20516
ASSISTS	327	311	* 01-13-13	MARYLAND	w 54-47	5809
Assists per game	11.3	10.7	* 01-16-13	at Boston College	w 60-59	3624
TURNOVERS	318	348	* 01-23-13	DUKE	w 90-63	7972
Turnovers per game	11.0	12.0	* 01-27-13	FLORIDA STATE	w 71-47	7972
Turnover margin	+1.0	-	* 01-30-13	at Virginia Tech	w 73-64	5436
Assist/turnover ratio	1.0	0.9	* 02-02-13	at NC State	w 79-78	19557
STEALS	186	159	* 02-05-13	BOSTON COLLEGE	w 72-50	5149
Steals per game	6.4	5.5	* 02-09-13	NORTH CAROLINA	w 87-61	7972
BLOCKS	140	88	* 02-13-13	at Florida State	w 74-68	9007
Blocks per game	4.8	3.0	* 02-17-03	at Clemson	w 45-43	8998
ATTENDANCE	79240	134046	* 02-19-13	VIRGINIA	w 54-50	7972
Home games-Avg/Game	14-5660	13-9305	* 02-23-13	at Wake Forest	L 65-80	12037
Neutral site-Avg/Game	-	2-6539	* 02-27-13	VIRGINIA TECH	w 76-58	7434
Score by Periods	1st	2nd	OT	Totals		
University of Miami	901	1101	6	2008		
Opponents	795	944	8	1747		

! = ACC / Big Ten Challenge
 & = Hawaiian Airlines Diamond Head Classic | Honolulu, Hawaii
 * = Conference game



2012-13 Miami Men's Basketball
University of Miami Combined Team Statistics (as of Mar 06, 2013)
Conference games

RECORD:	OVERALL	HOME	AWAY	NEUTRAL
ALL GAMES	14-3	7-1	7-2	0-0
CONFERENCE	14-3	7-1	7-2	0-0
NON-CONFERENCE	0-0	0-0	0-0	0-0

#	Player	gp-gs	min	avg	Total		3-Point		F-Throw		Rebounds			pf	dq	a	to	blk	stl	pts	avg		
					fg-fga	fg%	3fg-fga	3fg%	ft-fa	ft%	off	def	tot									avg	
35	Kenny Kadji	17-17	488	28.7	90-172	.523	28-67	.418	33-53	.623	20	90	110	6.5	39	1	9	30	22	3	241	14.2	
00	Shane Larkin	17-17	619	36.4	86-172	.500	30-78	.385	35-51	.686	8	60	68	4.0	27	0	84	37	3	30	237	13.9	
01	Durand Scott	17-16	579	34.1	75-174	.431	15-50	.300	35-48	.729	15	45	60	3.5	44	2	45	36	1	27	200	11.8	
04	Trey McKinney Jones	17-17	494	29.1	49-122	.402	25-71	.352	23-29	.793	5	47	52	3.1	22	0	30	18	0	13	146	8.6	
45	Julian Gamble	17-15	384	22.6	52-94	.553	0-0	.000	17-35	.486	39	57	96	5.6	46	1	4	11	41	8	121	7.1	
15	Rion Brown	17-1	344	20.2	37-95	.389	20-61	.328	17-21	.810	9	22	31	1.8	21	0	10	10	0	6	111	6.5	
42	Reggie Johnson	13-2	257	19.8	27-74	.365	0-4	.000	19-30	.633	22	56	78	6.0	31	0	9	28	11	5	73	5.6	
23	Tonye Jekiri	17-0	118	6.9	11-19	.579	0-0	.000	6-11	.545	16	12	28	1.6	15	0	2	8	6	4	28	1.6	
21	Erik Swoope	12-0	59	4.9	5-9	.556	0-0	.000	1-6	.167	6	10	16	1.3	10	0	1	1	0	0	11	0.9	
10	Raphael Akpejori	9-0	48	5.3	3-9	.333	0-0	.000	0-0	.000	3	8	11	1.2	6	0	1	1	1	3	6	0.7	
03	Steve Sorenson	4-0	5	1.3	0-0	.000	0-0	.000	1-2	.500	0	0	0	0.0	0	0	0	3	0	0	1	0.3	
12	Justin Heller	4-0	5	1.3	0-2	.000	0-1	.000	0-0	.000	0	1	1	0.3	1	0	1	2	0	0	0	0.0	
Team											24	38	62										
Total.....		17	3400		435-942	.462	118-332	.355	187-286	.654	167	446	613	36.1	262	4	196	185	85	99	1175	69.1	
Opponents.....		17	3400		378-934	.405	96-298	.322	174-271	.642	159	394	553	32.5	283	5	175	192	58	95	1026	60.4	

TEAM STATISTICS	UM	OPP	Date	Opponent	Score	Att.	
SCORING	1175	1026	* 01-05-13	at Georgia Tech	w 62-49	7614	
Points per game	69.1	60.4	* 01-10-13	at North Carolina	w 68-59	20516	
Scoring margin	+8.8	-	* 01-13-13	MARYLAND	w 54-47	5809	
FIELD GOALS-ATT	435-942	378-934	* 01-16-13	at Boston College	w 60-59	3624	
Field goal pct	.462	.405	* 01-23-13	DUKE	w 90-63	7972	
3 POINT FG-ATT	118-332	96-298	* 01-27-13	FLORIDA STATE	w 71-47	7972	
3-point FG pct	.355	.322	* 01-30-13	at Virginia Tech	w 73-64	5436	
3-pt FG made per game	6.9	5.6	* 02-02-13	at NC State	w 79-78	19557	
FREE THROWS-ATT	187-286	174-271	* 02-05-13	BOSTON COLLEGE	w 72-50	5149	
Free throw pct	.654	.642	* 02-09-13	NORTH CAROLINA	w 87-61	7972	
F-Throws made per game	11.0	10.2	* 02-13-13	at Florida State	w 74-68	9007	
REBOUNDS	613	553	* 02-17-03	at Clemson	w 45-43	8998	
Rebounds per game	36.1	32.5	* 02-19-13	VIRGINIA	w 54-50	7972	
Rebounding margin	+3.5	-	* 02-23-13	at Wake Forest	L 65-80	12037	
ASSISTS	196	175	* 02-27-13	VIRGINIA TECH	w 76-58	7434	
Assists per game	11.5	10.3	* 03-02-13	at Duke	L 76-79	9314	
TURNOVERS	185	192	* 03-06-13	GT	L 69-71	7394	
Turnovers per game	10.9	11.3					
Turnover margin	+0.4	-					
Assist/turnover ratio	1.1	0.9					
STEALS	99	95					
Steals per game	5.8	5.6					
BLOCKS	85	58					
Blocks per game	5.0	3.4					
ATTENDANCE	57674	96103					
Home games-Avg/Game	8-7209	9-10678					
Neutral site-Avg/Game	-	0-0					

! = ACC / Big Ten Challenge
 & = Hawaiian Airlines Diamond Head Classic | Honolulu, Hawaii
 * = Conference game

Score by Periods	1st	2nd	Totals
University of Miami	553	622	1175
Opponents	461	565	1026



Individual Career History

Julian Gamble

Season	gp-gs	min/avg	Total		3-Point		F-Throws		Rebounds				Scoring							
			fg-fga	pct	fg-fga	pct	ft-fta	pct	off	def	tot	avg	pf	fo	ast	to	blk	stl	pts	avg
2008-09	24-0	179/7.5	20-46	.435	0-0	.000	17-29	.586	22	39	61	2.5	23	0	8	4	14	3	57	2.4
2009-10	33-11	440/13.3	45-94	.479	1-4	.250	24-34	.706	39	57	96	2.9	59	2	24	37	25	17	115	3.5
2010-11	36-13	546/15.2	61-102	.598	0-1	.000	21-49	.429	41	83	124	3.4	92	3	18	33	30	14	143	4.0
2012-13	29-21	596/20.6	80-145	.552	0-0	.000	31-64	.484	59	84	143	4.9	64	2	5	21	54	13	191	6.6
TOTAL	122-45	1761/14.4	206-387	.532	1-5	.200	93-176	.528	161	263	424	3.5	238	7	55	95	123	47	506	4.1

SINGLE-GAME HIGHS:

Reggie Johnson

Season	gp-gs	min/avg	Total		3-Point		F-Throws		Rebounds				Scoring							
			fg-fga	pct	fg-fga	pct	ft-fta	pct	off	def	tot	avg	pf	fo	ast	to	blk	stl	pts	avg
2009-10	32-6	434/13.6	60-115	.522	0-0	.000	84-107	.785	59	89	148	4.6	70	1	13	24	21	16	204	6.4
2010-11	36-34	935/26.0	165-279	.591	0-0	.000	100-150	.667	126	221	347	9.6	116	4	33	69	45	22	430	11.9
2011-12	23-22	602/26.2	88-179	.492	4-11	.364	51-72	.708	59	106	165	7.2	70	1	36	37	23	14	231	10.0
2012-13	20-8	455/22.8	53-135	.393	1-10	.100	54-79	.684	44	105	149	7.5	46	0	17	45	24	8	161	8.1
TOTAL	111-70	2426/21.9	366-708	.517	5-21	.238	289-408	.708	288	521	809	7.3	302	6	99	175	113	60	1026	9.2

SINGLE-GAME HIGHS:

Trey McKinney Jones

Season	gp-gs	min/avg	Total		3-Point		F-Throws		Rebounds				Scoring							
			fg-fga	pct	fg-fga	pct	ft-fta	pct	off	def	tot	avg	pf	fo	ast	to	blk	stl	pts	avg
2011-12	33-12	796/24.1	86-184	.467	40-107	.374	18-25	.720	20	95	115	3.5	70	1	47	42	2	22	230	7.0
2012-13	29-27	879/30.3	85-205	.415	43-114	.377	52-61	.852	12	87	99	3.4	47	0	47	31	1	24	265	9.1
TOTAL	62-39	1675/27.0	171-389	.440	83-221	.376	70-86	.814	32	182	214	3.5	117	1	94	73	3	46	495	8.0

SINGLE-GAME HIGHS:

Kenny Kadji

Season	gp-gs	min/avg	Total		3-Point		F-Throws		Rebounds				Scoring							
			fg-fga	pct	fg-fga	pct	ft-fta	pct	off	def	tot	avg	pf	fo	ast	to	blk	stl	pts	avg
2011-12	32-28	877/27.4	137-280	.489	28-67	.418	73-115	.635	58	112	170	5.3	72	4	23	50	51	19	375	11.7
2012-13	29-29	853/29.4	142-291	.488	40-108	.370	61-92	.663	41	153	194	6.7	72	1	25	55	40	11	385	13.3
TOTAL	61-57	1730/28.4	279-571	.489	68-175	.389	134-207	.647	99	265	364	6.0	144	5	48	105	91	30	760	12.5

SINGLE-GAME HIGHS:

Durand Scott

Season	gp-gs	min/avg	Total		3-Point		F-Throws		Rebounds				Scoring							
			fg-fga	pct	fg-fga	pct	ft-fta	pct	off	def	tot	avg	pf	fo	ast	to	blk	stl	pts	avg
2009-10	33-28	917/27.8	126-277	.455	16-58	.276	71-106	.670	29	102	131	4.0	69	2	113	73	6	41	339	10.3
2010-11	36-35	1182/32.8	162-364	.445	27-69	.391	139-166	.837	42	110	152	4.2	93	4	112	100	4	43	490	13.6
2011-12	30-30	997/33.2	136-300	.453	19-61	.311	97-122	.795	51	111	162	5.4	67	4	93	54	5	31	388	12.9
2012-13	26-25	903/34.7	126-274	.460	25-77	.325	66-92	.717	24	85	109	4.2	57	2	69	54	2	43	343	13.2
TOTAL	125-118	3999/32.0	550-1215	.453	87-265	.328	373-486	.767	146	408	554	4.4	286	12	387	281	17	158	1560	12.5
