



CONTACT: Amy (Woodruff) LaBrie, Associate Communications Director
 O: (305) 284-3241 | C: (813) 410-1194
 LaBrie@miami.edu | @CanesHoops

2015-16 SCHEDULE

DATE	OPPONENT	RADIO	TV	TIME
Nov. 13	UT Rio Grande Valley	\$	ESPN3	W, 86-59
Nov. 16	Louisiana	^	RSN	W, 93-77
Puerto Rico Tip-Off				
Nov. 19	vs. Mississippi State	^	ESPN2	W, 105-79
Nov. 20	vs. No. 16 Utah	\$	ESPNU	W, 90-66
Nov. 22	vs. No. 22/20 Butler	\$	ESPN2	W, 85-75
Nov. 27	[15/19] Northeastern	^	ESPN3	L, 77-78
Dec. 1	[21] at Nebraska	^	ESPNU	W, 77-72OT
Dec. 5	[21] Charlotte	\$	ESPN3	W, 88-60
Dec. 8	[17/20] RV Florida	^	ESPN2	W, 66-55
Dec. 19	[15/19] Co. of Charleston	^	FS South	W, 85-63
Dec. 22	[13/16] at La Salle	^	CBS SN	W, 95-49
Dec. 29	[13/15] Princeton	^	ESPN3	W, 76-64
Jan. 2	[13/15] Syracuse	\$	ACCN	W, 64-51
Jan. 9	[12/11] Florida State	\$	ESPN2	W, 72-59
Jan. 12	[8/9] at #13/11 Virginia	\$	ESPNU	L, 58-66
Jan. 16	[8/9] at Clemson	\$	ACCN	L, 65-76
Jan. 20	[15/14] at Boston College	\$	RSN	W, 67-53
Jan. 23	[15/14] Wake Forest	\$	ACCN	W, 77-63
Jan. 25	[15/13] No. 24/20 Duke	\$	ESPN	W, 80-69
Jan. 30	[15/13] at NC State	\$	ACCN	3 p.m.
Feb. 3	25/ Notre Dame	\$	ESPN2	7 p.m.
Feb. 7	at Georgia Tech	\$	ESPNU	1 p.m.
Feb. 9	/23 Pittsburgh	^	ESPNU	7 p.m.
Feb. 14	at Florida State	\$	ESPNU	6:30 p.m.
Feb. 17	Virginia Tech	\$	RSN	9 p.m.
Feb. 20	at No. 2/1 North Carolina	\$	CBS	1 p.m.
Feb. 22	No. 11/12 Virginia	\$	ESPN	7 p.m.
Feb. 27	No. 16/14 Louisville	^	ACCN	2 p.m.
March 2	at 25/ Notre Dame	\$	ESPN2	7 p.m.
March 5	at Virginia Tech	\$	ACCN	4 p.m.

ACC Tournament, Washington, D.C.

March 8-12 ESPN/E2/EU

Game times listed in ET and subject to change.

Home games played in the BankUnited Center

[] Miami's AP / USA TODAY ranking

RSN - Regional Sports Network ACCN - ACC Network

\$ 560 WQAM Radio ^ WHIM 1080 Radio

All ACC games on ESPN will also be available on WatchESPN

All ACC games on ACCN or RSN will also be available on ESPN3

MIAMI HISTORY & RECORDS

The Canes' stats, notes and almanac are online at:
<http://gocan.es/mbbnotes>.



2015-16



15/13 MIAMI
 HURRICANES
 16-3 (5-2)

LEADERS

Points per Game

Sheldon McClellan, 16.0
 Ja'Quan Newton, 11.8

Rebounds per Game

Tonye Jekiri, 10.0

Assists per Game

Angel Rodriguez, 3.6

NC STATE
 WOLFPACK
 11-10 (1-7)

LEADERS

Points per Game

Anthony Barber, 22.8
 Maverick Rowan, 13.2

Rebounds per Game

Abdui-Malik Abu, 8.6

Assists per Game

Anthony Barber, 5.2

SETTING THE SCENE

Jan. 30, 2016 | 3 p.m.
 PNC Arena | Raleigh, N.C.

TV: ACC Network | My 33 in Miami
 Radio: 560 WQAM | Sirius 134 | XM 194
 Web: ESPN3

Coach Jim Larrañaga ranks in the top 60 on the list of winningest coaches all-time, and top 15 amongst active coaches vs. major schools. After leading Miami to the 2013 NCAA Sweet 16 and winning the school's first ACC regular season and tournament championships, Larrañaga was honored as the AP, Naismith, USBWA Henry Iba, Adolph Rupp Cup and ACC Coach of the Year.



THE GAME

No. 15/13 Miami travels to Raleigh, N.C., for a 3 p.m. matchup on Jan. 30 against the NC State Wolfpack at PNC Arena.

THE BROADCASTS

Catch the game on ACC Network with Tim Brant and Dave Odom on the call. Affiliates include: Fort Myers-Naples- CW; Jacksonville - IND; Miami-Fort Lauderdale - My Network TV; Orlando-Daytona Beach-Melbourne - FOX; Panama City - This TV; Tallahassee-Thomasville - FOX; Tampa-St. Petersburg (Sarasota) - CW; West Palm Beach-Ft. Pierce - CW.

Also check out the game on 560 WQAM radio with Joe Zagacki, the Voice of the Hurricanes.

THE COACH

Head coach Jim Larrañaga has a 577-386 overall record in his 32nd season as a head coach. He is 107-52 in his fifth season at the University of Miami, with a 46-31 mark in ACC play.

THE POLLS (as of Jan. 25)

AP: Miami -15, NC State - NR

KenPom.com: Miami - 9, NC State - 74

USA TODAY: Miami - 13, NC State - NR

NCAA RPI: Miami -14, NC State - 99

THE WEATHER

Game day temperatures: Coral Gables - 73/61; Raleigh, N.C. - 58/40.

THE SERIES

Miami is 8-11 in the all-time series against NC State, which dates back to the 1939-40 season. The Canes are 4-4 at home against the Wolfpack, 2-6 on the road and 2-1 at neutral sites. UM is also 4-4 under Coach L, and 2-0 under Coach L when the Canes are ranked. Miami won the last matchup with NC State, defeating the Wolfpack, 65-60, on Jan. 22, 2015 at the BankUnited Center in Coral Gables.

ACC LEGEND

The Atlantic Coast Conference and University of Miami Director of Athletics Blake James are proud to announce Miami's John Salmons as a member of the 2016 ACC Men's Basketball Legends Class. Salmons was a two-time all-BIG EAST player, and was a 2002 NABC All-District 6 player for the Canes. He also won the 2002 BIG EAST Sportsmanship Award. From 1998 to 2002, Salmons played in four-straight postseason tournaments, including three NCAA Tournament appearances. Salmons is listed No. 19 on the all-time scoring list at Miami, and is third in career assists, third in steals and tied for fifth in games started.

CANES IN THE POLLS IN 2015-16

	AP	USA TODAY	NCAA RPI
Preseason	RV (48)	RV (11)	
11/16	RV (37)	RV (2)	
11/23	15	19	
11/30	21	21	
12/7	17	20	36
12/14	15	19	33
12/21	13	16	16
12/28	13	15	16
1/4	12	11	15
1/11	8	9	15
1/18	15	14	17
1/25	15	13	14

2015-16 ROSTER

NAME	YR.	POS.	HT.	WT.	HOMETOWN PREVIOUS SCHOOL (S)
0 Ja'Quan Newton	So.	G	6-2	180	Philadelphia, Pa. / Neumann-Goretti HS
Knack for getting into the lane off the dribble ... Improved defensively over the summer ... Reserve point guard.					
3 Anthony Lawrence, Jr.	Fr.	G	6-7	210	St. Petersburg, Fla. / Lakewood Senior
Athletic and can attack the basket with authority ... Son of a high school coach ... PG in high school, small forward at Miami.					
5 Davon Reed	Jr.	G	6-6	210	Ewing, N.J. / Princeton Day School (N.J.)
2015 NIT All-Tournament Team ... Can knock down a three or take it to the rim with authority ... Guards multiple positions.					
10 Sheldon McClellan	RSr.	G	6-5	200	Houston, Texas / Texas / Bellaire
Jerry West Award, Naismith Trophy and Robertson Trophy watch lists ... 2015 NIT All-Tournament Team ... 2015 ACSMA All-ACC H.M.					
12 James Palmer	So.	G	6-5	202	Washington, D.C. / St. John's College HS
Can play positions 1-4 ... Good pull-up jumper and can make 3-pointers ... Knocked down 5-of-5 3-point attempts at Virginia Tech in 2015.					
13 Angel Rodriguez	RSr.	G	5-11	185	Cupey, P.R. / Kansas State / Dr. Krop HS
Puerto Rico Tip-Off MVP ... 2015 ACSMA All-ACC H.M. ... Floor general ... Vocal and physical leader.					
15 Ebuka Izundu	Fr.	C	6-10	210	Charlotte, N.C. / Victory Christian Center / Nigeria
6-foot-10-inches tall, with 7-3 wingspan ... Great touch around the basket ... Moved to U.S. in 2013 to pursue basketball career.					
20 Mike Robinson	Fr.	G	5-10	170	New Britain, Conn. / New Britain HS
Team's student manager turned walk on ... Played basketball, football and was on track team in high school ... Good quickness.					
21 Kamari Murphy	RJr.	F	6-8	220	Brooklyn, N.Y. / Oklahoma State / IMG / Lincoln HS
Explosive athlete with pogo-stick type hops ... Takes pride in defense ... Can guard positions 1-5 ... Great straight-line driver.					
23 Tonye Jekiri	Sr.	C	7-0	248	Hialeah, Fla. / Champagnat Catholic School / Nigeria
ACC Player of the Week, Nov. 23 ... Led league with 10.9 rebounds in ACC games and 9.9 rpg in all games, 2015 ... ACC All-Defensive Team.					
33 Ivan Cruz Uceda	Sr.	F	6-10	217	Madrid, Spain / Harcum College (Pa.)
Transformed body losing 20 pounds and dropping body fat from 24% to 9% in summer of 2015 ... Inside-outside player ... Great shooter.					
35 Chris Stowell	So.	F	6-6	190	Exeter, N.H. / Tilton School (N.H.) / Exeter HS
Walk on with good athleticism ... Continuously improving his strength ... Speaks English, Spanish, some Italian, Russian, Chinese & Hebrew.					

REDSHIRT (Will sit 2015-16 season after transferring from San Jose State)

1 Rashad Muhammad*	Jr.	G	6-6	160	Las Vegas, Nev. / San Jose State / Bishop Gorman HS
Big-time scorer with deep range ... Led SJSU in scoring two-straight seasons, 13.9 ppg as a sophomore and 13.2 ppg as a rookie.					

LARRAÑAGA BY THE NUMBERS

5 - Coach Jim Larrañaga is one of five ACC coaches with a Final Four appearance to his credit. In 2006, Larrañaga became the first coach at a mid-major school to take his team to the NCAA Final Four in 27 years.

6 - In 31 years of coaching, Jim Larrañaga has a winning record in the NCAA Tournament, a 7-5 mark in six appearances.

7 - Larrañaga is no stranger to the ACC. In his seven seasons as an assistant coach at Virginia, the Cavaliers participated in the NCAA Final Four in 1981 and 1984, won three ACC Championships and finished in the Top 5 of the rankings.

10 - The 2015-16 marks the 10th anniversary of Larrañaga's Cinderella run to the 2006 NCAA Final Four with George Mason. Both associate head coach Chris Caputo and director of operations James Johnson were on that GMU staff.

15 - Larrañaga has made 15 postseason appearances in the past 26 years, including six NCAA tournaments.

32 - Larrañaga is in his 32nd year as a head coach and has successfully transitioned three institutions into successful programs: Miami, Bowling Green and George Mason.

500 - Coach L is one of five ACC coaches with 500 or more wins.

LARRAÑAGA - WHY MIAMI?

Along with returning to the best basketball conference in the country, Coach L had a few personal reasons for accepting the head coaching job at Miami. Coach's grandfather was from Cuba, where he produced the Larrañaga [lare-en-YAH-ga] cigar. Coach's father was raised in Key West before moving to The Bronx, N.Y., getting married and raising six children. Coach L was raised in The Bronx, but vacationed to Florida as a boy. He also has owned a house in Sarasota - which he bought from Dick Vitale's daughter - and three of his siblings have retired to Florida.

LAST TIME OUT - #15/13 MIAMI 80, #24/20 DUKE 69

Senior Angel Rodriguez hit three 3-pointers and added a career-high 11 assists to help No. 15 Miami beat No. 24 Duke 80-69 Monday night, the Blue Devils' fourth loss in five games. Rodriguez scored 13 points for the Hurricanes, who led for the final 24 minutes. Sheldon McClellan scored 21 points and benefited from Rodriguez's most spectacular assist late in the game. Miami (16-3, 5-2 Atlantic Coast Conference) beat a ranked team for the third time this season, and won by double digits for the 15th time. Brandon Ingram led Duke with 19 points and 10 rebounds while Grayson Allen added 17 points but shot just 6 for 17. Rodriguez came into the game 4 for 30 from 3-point range in league games but went 3 for 5 from beyond the arc in the first half to help Miami take the lead for good. His best play earned a late assist. Duke (15-6, 4-4) was mounting a rally when Rodriguez dribbled quickly through the defense in transition and tossed an alley-oop pass on the run to McClellan for a dunk and a 64-55 lead. Rodriguez spread his arms as he ran up court, the Hurricanes flying high. They finished with 24 assists to eight for Duke and shot 51 percent. Tonye Jekiri, Miami's 7-foot center, contributed assists from the perimeter on consecutive possessions to keep a cushion down the stretch. McClellan scored six points in the final 2 minutes. Duke came into the game ranked fifth in the nation in scoring at 85.7 points but continued a recent offensive slump. They shot only 42 percent and went 6 for 20 from 3-point range. The Blue Devils missed nine consecutive shots, including five in one possession, during an 8-1 Hurricanes run that put them ahead 45-35. The Hurricanes' man-to-man defense didn't let Duke get to the free throw line much, either. The Blue Devils average nearly 26 free throws a game but went just 13 for 17. Ja'Quan Newton scored 15 points to help Miami's bench outscore Duke's 21-7. Davon Reed added 14 points, and Jekiri had 10 rebounds, six offensive. TIP-INS: Duke: The Blue Devils gave up 30 points in the paint in the second half. Miami: The Hurricanes were 2-15 against Duke before hiring coach Jim Larrañaga. They have won four of six games in the series since he became coach.

PRONUNCIATIONS

Players	
33 Ivan Cruz Uceda	E-von Cruise Ew-say-duh
15 Ebuka Izundu	E-boo-kuh E-zoon-do
23 Tonye Jekiri	Tahn-yay Jah-kEEr-EE
21 Kamari Murphy	Kuh-mar-EE
0 Ja'Quan Newton	Juh-Quan
5 Davon Reed	Day-von
35 Chris Stowell	Stole

Coaches

Jim Larrañaga	LARE-uh-NAY-guh
Chris Caputo	Ca-poo-toe

Locations

Cupey, P.R.	kew-pay
Champagnat School	schomp-un-yaht

CLASS BREAKDOWN

Seniors	Ivan Cruz Uceda, Tonye Jekiri, Sheldon McClellan, Angel Rodriguez
Juniors	Kamari Murphy, Davon Reed, Rashad Muhammad (RS)
Sophomores	Ja'Quan Newton, James Palmer, Chris Stowell
Freshmen	Ebuka Izundu, Anthony Lawrence, Mike Robinson

GEOGRAPHIC BREAKDOWN

Nigeria	Tonye Jekiri Ebuka Izundu
Puerto Rico	Angel Rodriguez
Spain	Ivan Cruz Uceda
United States	
Connecticut	Mike Robinson
Florida	Anthony Lawrence, Jr.
Nevada	Rashad Muhammad
New Hampshire	Chris Stowell
New Jersey	Davon Reed
New York	Kamari Murphy
Pennsylvania	Ja'Quan Newton
Texas	Sheldon McClellan
Washington, D.C.	James Palmer

PRESEASON

October 2015

1. North Carolina
2. Virginia
3. Duke
4. Notre Dame
5. Miami
6. Florida State
7. Louisville
8. NC State
9. Syracuse
10. Pitt
11. Wake Forest
12. Clemson
13. Georgia Tech
14. Virginia Tech
15. Boston College

ACC RANKINGS

Jan. 23, 2016

North Carolina	6-0	17-2
Louisville	5-1	16-3
Pitt	5-2	16-3
Notre Dame	5-2	14-5
Clemson	5-2	12-7
Virginia Tech	4-2	12-7
Miami	4-2	15-3
Virginia	3-3	14-4
Duke	4-3	15-5
Syracuse	3-4	13-7
Florida State	2-5	12-7
Georgia Tech	1-5	11-8
NC State	1-6	11-9
Wake Forest	1-6	10-9
Boston College	0-6	7-12

SERIES VS. NC STATE

Overall	NC State leads 11-8
Games at Miami	4-4
Games at NC State	2-6
Games on neutral courts	2-1
Current streak	Miami won 1
Last meeting	Jan. 22, 2015. W, 65-60
Last Miami win	Jan. 22, 2015. 65-60
Last NC State win	Mar. 13, 2014. 67-58
Larrañaga at UM vs. NC State	4-4
Larrañaga all-time vs. NC State	4-5

MIAMI AS A RANKED TEAM VS. OPPONENTS

Ranked by either or both polls

WHILE RANKED IN TOP 25 ALL-TIME

Overall	90-38
Overtime + 2OT	5-1
Single Overtime	4-1
Double Overtime	1-0

WHILE RANKED SINCE REBIRTH (1985-86)

Overall	72-32
Overtime + 2OT	3-1
Single Overtime	2-1
Double Overtime	1-0

WHILE RANKED SINCE JOINING ACC ('04-05)

Overall	42-18
Overtime + 2OT	1-1
Single Overtime	1-1
Double Overtime	0-0
In top 5	12-4
In top 15 (in at least one poll)	23-8

WHILE RANKED UNDER COACH L

Overall	31-11
Overtime + 2OT	1-0
Single Overtime	1-0
Double Overtime	0-0
In top 5	12-4
In top 15 (in at least one poll)	23-8

EYEING MILESTONES - UM RECORD BOOK

Career Blocks

1. Contantin Popa, 1991-95	263
7. Dennis Burns, 1985-89	123
8. Tonye Jekiri, 2012-p	118

Career Rebounds

8. Anthony King, 2003-08	824
9. Tonye Jekiri, 2012-p	791
10. Edwin Morris, 1955-58	787

20-POINT GAMES IN 2015-16

27 - Sheldon McClellan vs. #16 Utah, 11-20-15
24 - Sheldon McClellan vs. Florida, 12-8-15
22 - Sheldon McClellan vs. Syracuse, 1-2-16
21 - Sheldon McClellan vs. #24/20 Duke, 1-25-16
21 - Sheldon McClellan vs. Florida State, 1-9-16
20 - Tonye Jekiri vs. #16 Utah, 11-20-15
20 - Ja'Quan Newton vs. Charleston, 12-19-15
20 - Ivan Cruz Uceda at La Salle, 12-22-15

DOUBLE-DOUBLES IN 2015-16

Tonye Jekiri

20p, 12r - vs #16 Utah, 11-20-15
12p, 12r - vs. #22/20 Butler, 11-22-15
10p, 14r - at La Salle, 12-22-15

Angel Rodriguez

13p, 11a - vs. Duke, 1-25-16

THE CANES CONVERT AT THE LINE

Miami has connected on 344-of-455 (75.6%) shots at the free throw line while opponents have just 322 attempts at the charity stripe. UM averages 18.1 points per game at the line, and has posted a +14.3 scoring margin this season. Miami ranks 13th in the nation in free throw percentage and No. 52 in free throws made. The Canes have drawn 383 fouls, while committing only 322, which ranks UM No. 30 in the country.

RODRIGUEZ POSTS FIRST CAREER DOUBLE-DOUBLE

Point guard Angel Rodriguez scored 13 points and dished out 11 assists, with just one turnover, against Duke for his first career double-double. The 11 handouts were the first time Rodriguez had 10+ assists while in a Hurricanes uniform. At Kansas State, he did so twice, recording 10 against Baylor and TCU his sophomore season. This season, Rodriguez has scored double-digit points 13 times, and he has done so 69 times in his four-year career.

SHARING THE BALL AGAINST DUKE

Against Duke, Miami assisted on 24 of its 30 made field goals, with 42 paint points, 13 points off of turnovers and 10 fast break points. Miami also had 12 second-chance points. Four players had multiple assists, including Angel Rodriguez (11), Ja'Quan Newton (5), Tonye Jekiri (3) and Sheldon McClellan (3). Ivan Cruz Uceda and Davon Reed each added one. Duke had just eight assists.

MCCLELLAN ONE OF TOP SHOOTING GUARDS IN THE NATION, TOP IN ACC

Senior guard Sheldon McClellan has posted the 10th-best shooting percentage (52.9%) in the country among guards, and has the top shooting percentage among guards in the ACC, according to stats on NCAA.org on Jan. 27. McClellan's 2-point shooting percentage is 61.0 percent this season.

McClellan is currently on three national player of the year watch lists: Naismith Trophy Men's College Player of the Year, Oscar Robertson Trophy for Men's National Player of the Year and Jerry West Shooting Guard of the Year Award.

RODRIGUEZ AMONG THE BEST

Angel Rodriguez is now one of only three active Division I players with at least 1,200 career points, 450 assists, 180 steals and 150 3-pointers. Angel Rodriguez, Miami - 1240 points, 476 assists, 182 steals, 161 3-pointers; Jalan West, Northwestern State - 1592 points, 614 assists, 219 steals, 212 3-pointers; Juan'ya Green, Hofstra - 2043 points, 662 assists, 207 steals, 211 3-pointers. 3 steals away: Marcus Paige, North Carolina - 1585 points, 528 assists, 177 steals, 248 3-pointers.

RECAPPING MIAMI VS. DUKE

-Miami beat Duke for the fourth time in the teams' last six meetings. Miami has posted an 8-5 combined record against Duke (4-2) and North Carolina (4-3). In the four years prior to Coach L, the Canes were 1-12 against Duke (1-6) and North Carolina (0-6).

- Since Coach L's arrival at Miami in 2011-12 Miami is one of two teams (also Notre Dame) in the country to beat Duke four times. Since 2011-12, Miami (4-2) and Notre Dame (4-1) are the only ACC schools with a winning record over Duke after playing multiple games.

-Miami improved to 3-1 against AP Top 25 teams this season, matching the win total it had against ranked opponents in the entire 2014-15 season.

-It was the eighth time in Miami's 11 home games this season that the Hurricanes trailed for fewer than 5 minutes. Out of 440 minutes played at home this season, Miami has trailed for only 76 minutes, 41 seconds, or 17 percent of the time.

-Miami forced Duke into nine-consecutive missed shots during one stretch of the second half, five of those coming in 29 seconds on one possession.

-Miami improved to 9-1 when having at least four players reach double-figures in scoring.

-Miami improved to 35-3 under coach Jim Larrañaga when scoring at least 72 points at home, and 61-5 overall in that span when scoring at least 72.

-Miami improved to 28-1 under coach Jim Larrañaga when scoring at least 80 points.

-Miami had assists on 24 of its 30 field goals.

-Angel Rodriguez matched a season-high for 3-pointers made with three, getting them all in the game's first 16 minutes. Rodriguez has now reached double-figures in scoring in each of his last five games against AP Top 25 ranked opponents. Rodriguez had a career-high 11 assists. His previous high was 10, set twice when he was at Kansas State in 2012-13. His previous Miami high was nine, set Nov. 21, 2014 against Akron. Rodriguez had three more assists by himself than Duke did as a team (eight).

-Sheldon McClellan scored a team-high 21 points. When he scores 19 or more, Miami is a perfect 14-0. McClellan made at least 50 percent of his shots for the 29th time in his Miami career. The Hurricanes are 26-3 in those games. With his 12th point Monday, Sheldon McClellan became the first Hurricane to reach the 300-point mark this season.

-Tonye Jekiri reached double-figures in rebounds for the 13th time in 19 games this season, and for the 37th time in his Miami career. The Hurricanes are now 29-8 when he grabs at least 10 rebounds. Jekiri had a season-best three assists, two of those coming in a 41-second span of consecutive possessions late in the second half as Miami maintained its lead.

UM SINCE JOINING THE ACC IN 2004-05

Season	Overall	ACC W-L	ACC Rank/Seed	ACC T	ACC F	ACC Post
2004-05	16-13	7-9	t6 / 6	0-1	NIT	0-1
2005-06	18-16	7-9	t7 / 8	1-1	NIT	2-1
2006-07	12-20	4-12	12 / 12	1-1		
2007-08	23-11	8-8	t5 / 5	1-1	NCAA	1-1
2008-09	19-13	7-9	t4 / 6	0-1	NIT	1-1
2009-10	20-13	4-12	12 / 12	2-1		
2010-11	21-15	6-10	9 / 9	1-1	NIT	2-1
2011-12	20-13	9-7	t4 / 6	1-1	NIT	1-1
2012-13	29-7	15-3	1 / 1	3-0	NCAA	2-1
2013-14	17-16	7-11	10 / 10	1-1		
2014-15	25-13	10-8	6 / 6	1-1	NIT	4-1
2015-16	16-3	5-2				

SINCE THE ARRIVAL OF COACH L IN 2011-12 ...

(only includes teams while in the ACC, not with previous conference affiliations)

(AS OF 2014-15 STATS)

- Miami won ACC regular season and ACC tournament championships in 2013.
- Miami has 29 overall road wins, the most in the conference, leading 28 from North Carolina and Virginia and 26 from Duke.
- Miami has posted a 7-5 combined record against Duke (3-2) and North Carolina (4-3).
- Miami has the fourth-most ACC wins (41) in league play, behind Duke (55), Virginia (52) and North Carolina (50).
- Miami has the fourth-most ACC road wins (19) in league play, behind Duke (24), North Carolina (23) and Virginia (21).
- Miami is tied for the fourth-most ACC home wins (22), behind Duke and Virginia (31), North Carolina (27) and tied with Florida State and NC State (22).
- Miami is one of four schools with six or more wins in the ACC Tournament: North Carolina 7, NC State 7, Miami 6, Florida State 6.
- Miami is one of six ACC schools with a winning record in the NCAA tournament: Duke, Louisville, Miami, North Carolina, NC State, Notre Dame.
- Miami's seeds in the ACC Tournament have been No. 1, No. 6 (2x) and No. 10.
- Miami is one of 10 ACC teams to make an NCAA tournament appearance.
- Miami played in the championship game of the NIT in 2015.
- One ACC Coach of the Year, one ACC Player of the Year, ACC Defensive Player of the Year, one ACC Tournament MVP, four ACC All-Tournament, one first-team All-ACC, one second-team All-ACC, three third-team All-ACC, five honorable mention All-ACC, one ACC All-Rookie Team and four ACC All-Defensive Team selections.
- Miami has the most lopsided win over Duke (27 points) and second-most lopsided wins over Boston College (27 points), North Carolina (26 points) and Florida State (24 points) of any ACC team.
- Miami has won eight ACC games by 20 or more points: Boston College (27, 22, 22 and 21), Duke (27), North Carolina (26), Florida State (24) and Virginia Tech (24).

IN THE FOUR YEARS PRIOR TO THE ARRIVAL OF COACH L (2007-11) ...

- Miami posted the ninth-most ACC wins (25) in the league, ahead of NC State (20), Virginia (21) and Georgia Tech (21).
- Miami recorded 83 overall wins, tied for sixth-most in the ACC.
- Miami's seeds in the ACC Tournament were No. 5, No. 9 (2x) and No. 12.
- Miami was 1-12 combined against Duke and UNC.
- Miami had one first-team All-ACC, one third-team All-ACC, one honorable mention All-ACC, one ACC All-Rookie Team and one ACC Tournament Team selection.

UM COMMUNICATIONS

MBB Contact Amy (Woodruff) LaBrie
Associate Director of Communications
Work/Cell (305) 284-3241 / (813) 410-1194
E-mail LaBrie@miami.edu
Ass't AD for Communications Tom Symonds
Website www.HurricaneSports.com

2015-16 UM QUICK FACTS

Location Coral Gables, Fla.
Stadium BankUnited Center
Press Row 305-284-2111
Capacity 7,972
Enrollment 16,188
Founded 1925
Colors Orange, Green, White
Nickname Hurricanes
Mascot Sebastian the Ibis
Conference Atlantic Coast
President Dr. Julio Frenk
Director of Athletics Blake James
Address 5821 San Amaro Drive
Coral Gables, FL 33146

2014-15 Overall Record 25-13
Home/Away/Neutral 12-6 / 8-4 / 5-3
2014-15 ACC Record / Finish 10-8 / t-6th
Scholarship Players Returning / Lost 7 / 3
Newcomers 3

Head Coach Jim Larrañaga
Alma Mater Providence, 1971
Record at UM 107-52 / 5th season
Overall Record 577-386 / 32nd season

Chris Caputo Westfield (Mass.) State, '02
Jamal Brunt Randolph-Macon, '03
Adam Fisher Penn State, '06, '09
James Johnson Director of Operations
Jaime Vathielil Assoc. Director of Operations
Jason Robey Athletic Trainer
Steve Felde Strength & Conditioning Coach

HISTORY

First Season of Basketball 1926
Overall All-Time Record 979-722
Year UM Joined ACC 2004-05
NCAA Appearances Seven (6-7)
1960, 1998, 1999, 2000, 2002, 2008, 2013
Last NCAA Appearance L, 71-61
Sweet 16 vs. Marquette, 2013
NIT Appearances 12 (11-12)
1961, 1963, 1964, 1995, 1997,
2001, 2005, 2006, 2009, 2011, 2015
Last NIT Appearance (2011) L, 66-64 (ot)
Championship vs. Stanford, 2015

COMMUNICATIONS POLICIES

All interview requests for assistant coaches or athletics department staff members must be approved and cleared by Amy (Woodruff) LaBrie in the UM Communications office. Credential requests are taken via e-mail to LaBrie (LaBrie@miami.edu). Any misuse of credentials will result in removal from the BankUnited Center and the permanent voiding of the credential. The UM locker room is closed at all times. For home games, Coach L and at least one Hurricane player will report to the media room for interviews following the opposing team's press conference.

QUICK HITS

- Miami is 15-1 this season in games decided by 10-or-more points, and Coach L is 65-18 all-time at Miami in games decided by more than 10 points.
- Miami's bench has scored 25.5 points per game, including 50 against Mississippi State, 47 at La Salle, 39 vs. Charleston and 35 vs. Charlotte.
- The Canes have scored 33.4 points per game in the paint, including 50 point points against Northeastern and La Salle, and 46 against Mississippi State.
- Miami is averaging 14.3 points off of turnovers, compared to 10.7 from opponents.
- Five Hurricanes are averaging at least 8.2 points per game.
- Five Canes pull down at least 3.0 rebounds per game.
- Six players are averaging at least 21.0 minutes per game.
- Nine of 10 scholarship players are shooting better than 40 percent from the field.
- Every scholarship Cane has scored 10+ points in at least one game.

WHAT'S TRENDING - INDIVIDUALLY

- Ja'Quan Newton has scored double-digit points in 15 games after only scoring 10+ in four games as a rookie. He has already scored 228 points as a sophomore, after tallying 135 points in 34 games a season ago. Newton has at least two assists in 13 games and five-or-more assists in four times.
- Davon Reed has a steal in six-straight games and seven of the last eight outings. He has grabbed at least three rebounds in every game but two - vs. Charleston and at Clemson. Reed has knocked down a 3-pointer in 11 games and hit multiple threes in six outings. He has a block in back-to-back games.
- Sheldon McClellan has scored 20+ points in five outings and 14+ points in 15 games. He has scored 13+ in every ACC game, and 20+ in three outings. McClellan has a steal in every game but three (Charlotte, Princeton, Duke), and has shot better than 50 percent from the field in all but seven games. He has hit a free throw in every game and 4+ in 11 outings.
- James Palmer has an assist in eight of the last 12 games. He has two steals in three-straight outings.
- Angel Rodriguez has knocked down a 3-pointer in every game but five (La Salle, Syracuse, Florida State, Clemson and Boston College), and has hit multiple shots from long range nine times. He has scored in double digits in 13 games, and notched four-or-more assists in 11 outings. He has made a free throw in every game but one.
- Kamari Murphy has at least one block in 11 of the last 14 games. He has grabbed at least five rebounds in 12 of the past 14 outings.
- Tonye Jekiri has pulled down at least 10 rebounds in 13 games, including seven games with 12-or-more. He has 10+ rebounds in five of the last six outings. Jekiri has four-or-more offensive rebounds in the last four games. He has at least one block in four-straight games.
- Ivan Cruz Uceda has knocked down at least one 3-pointer in every game except four (Nebraska, Florida, Boston College and Duke). He has hit multiple 3-pointers in nine games. He has a rebound in every game but two (Northeastern and Clemson).

IN ACC GAMES

- Ja'Quan Newton has an assist in every game, and multiple assists in four games. He has grabbed four-plus rebounds in five games and has attempted at least four free throws in all but two outings (Florida State and Virginia).
- Davon Reed has grabbed four-or-more rebounds in six outings. He has a steal in six-straight games and a block in two-straight outings.
- Sheldon McClellan has an assist in six-straight games and multiple handouts in four outings. He has a steal in six games, with three in three outings. McClellan has hit four-or-more free throws in five games.
- James Palmer has at least one steal in three-straight games.
- Angel Rodriguez is 4-of-9 from the field in three straight games. After starting ACC play 2-of-25 from long range through the first five games, he is 5-of-12 in the last two league contests. He has three-or-more assists in five outings. Rodriguez has five-plus steals twice.
- Kamari Murphy has grabbed five-or-more rebounds in six games.
- Tonye Jekiri grabbed double-digit rebounds five times and blocked a shot in four-straight games. Jekiri has played at least 31 minutes in all seven league games.

DOUBLE-DOUBLES

Tonye Jekiri
12p, 10r - vs Providence, 12-22-14
13p, 15r - Boston College, 01-10-15
10p, 10r - at #4/4 Duke, 01-13-15
13p, 15r - at Syracuse, 01-24-15
10p, 10r - #9/8 Louisville 02-03-15
12p, 15r - at Boston College, 02-16-15
15p, 15r - Virginia Tech, 02-18-15
13p, 15r - at #12 Louisville, 02-21-15
12p, 11r - Florida State, 02-25-15
10p, 11r - at Pittsburgh, 03-04-15
11p, 11r - vs. Notre Dame, 03-12-15
20p, 12r - vs #16 Utah, 11-20-15
12p, 12r - vs. #22/20 Butler, 11-22-15
10p, 14r - at La Salle, 12-22-15

Sheldon McClellan

31p, 11r - at Charlotte, 11-25-14
16p, 10r - NC State, 01-22-15
16p, 11r - vs. Temple, 03-31-15

Davon Reed

10p, 12r - at Richmond, 03-24-15

Angel Rodriguez

13p, 11a - vs. #24/20 Duke, 1-25-16

20-POINT GAMES BY CURRENT PLAYERS

31 - Sheldon McClellan at Charlotte, 11-25-14
27 - Sheldon McClellan vs. #16 Utah, 11-20-15
25 - Angel Rodriguez vs Florida State, 2-25-15
25 - Angel Rodriguez vs #3 Virginia, 1-3-15
24 - Sheldon McClellan vs. Florida, 12-15-15
24 - Sheldon McClellan at Boston College, 2-16-15
24 - Angel Rodriguez at #4 Duke, 1-13-15
24 - Angel Rodriguez at #8/7 Florida, 11-17-14
22 - Sheldon McClellan vs. Syracuse, 1-2-16
21 - Sheldon McClellan vs. #24/20 Duke, 1-25-16
21 - Sheldon McClellan vs. Florida State, 1-9-16
21 - Sheldon McClellan vs Virginia Tech, 2-18-15
20 - Tonye Jekiri vs. #16 Utah, 11-20-15
20 - Sheldon McClellan at Pittsburgh, 3-4-15
20- Ja'Quan Newton vs. Co. of Charleston, 12-19-15
20- Ivan Cruz Uceda at La Salle, 12-22-15

FIRSTS UNDER JIM LARRAÑAGA AT MIAMI

First game: Nov. 11, 2011 vs. Tennessee Tech. W, 69-58.
First starting lineup: Malcolm Grant, Durand Scott, Garrius Adams, Erik Swoope, Kenny Kadji.
First opening tip: Miami - Kenny Kadji.
First UM FG: 18:38, Durand Scott, 3-pointer.
First lead: 18:38, 3-0.
First halftime score: Tennessee Tech 32, Miami 27.
First win: Nov. 11, 2011. Miami 69, Tennessee Tech 58.
Attendance at first game: 3,600.
First loss: Nov. 25, 2011 at Ole Miss, 64-61 (OT).
First road win: Dec. 22, 2011 at Charlotte, 76-61.
First ACC game: Jan. 7, 2012 at Virginia, L, 52-51.
First ACC win: Jan. 18, 2012 vs. Clemson, 76-73.
First ACC regular season title: 2012-13.
First NIT championship game appearance: April 2, 2015.

JIM LARRAÑAGA = PROGRAM CHANGER

In Coach L's Four Seasons at Miami ...

- ACC Regular Season and Tournament Championships
- .650 winning percentage
- Three 20-win seasons in four years
- Three postseason appearances with seven victories
- 15 ACC wins in 2013
- One All-American

Seven Seasons before Coach L at UM ...

- .561 winning percentage
- Best conference finish was fifth place
- One NCAA Tournament appearance
- Most ACC wins in a season was eight

In Coach L's 14 Seasons at George Mason ...

- .626 winning percentage
- 13-straight winning seasons
- A Final Four appearance
- Five trips to the NCAA Tournament
- Nine postseason appearances
- First national ranking
- First appearance in top 10
- First wins over top 10 teams
- Winningest coach in league history

Seven Seasons before Coach L at GMU...

- .340 winning percentage
- Seven-straight losing seasons
- Zero postseason appearances
- Worst team in the CAA

PRO CANES

James Jones Cleveland Cavaliers (NBA)
Shane Larkin Brooklyn Nets (NBA)
Jimmy Graham Seattle Seahawks (NFL)
Erik Swoope Indianapolis Colts (NFL)
Adrian Thomas Bakersfield Jam (D-League)

Garrius Adams STB Le Havre (France)
Brian Asbury JL Bourg (France)
Rion Brown Basic-Fit Brussels (Belgium)
Guillermo Diaz Capitanes de Arecibo (Puerto Rico)
Julian Gamble Basic-Fit Brussels (Belgium)
Lawrence Gilbert CSU Atlassib Sibiu (Romania)
Malcolm Grant Mississauga Power (Canada)
Gary Hamilton Bohemios Montevideo (Uruguay)
Dequan Jones Acqua Vitasnella Cantu (Italy)
Kenny Kadji New Basket Enel Brindisi (Italy)
Anthony King Royal Hali Gaziantep (Turkey)
Donnavan Kirk Fukuoka Rising (Japan)
Trey McKinney Jones Maccabi Kiryat-Gat (Israel)
Darius Rice Karpos Sokoli 200 Skopje, (Macedonia)
Durand Scott Enel Brindisi (Italy)

HIGHEST RANKED OPPONENT DEF. AT HOME

#1/1 Duke, 90-63, Jan. 23, 2013

HIGHEST RANKED OPPONENT DEF. ON ROAD

#2/2 Connecticut, 73-71, Feb. 20, 1999

VS. RANKED TEAMS ALL-TIME

Overall	52-142
Home	33-55
at BankUnited Center	14-23
Away	15-66
Neutral	4-21
Overtime + 2OT	1-6
Single Overtime	1-2
Double Overtime	0-4

VS. RANKED TEAMS SINCE REBIRTH (1985-86)

Overall	49-128
Home	30-48
Away	15-59
Neutral	4-21

VS. RANKED TEAMS SINCE JOINING ACC ('04-05)

Overall	24-53
Home	13-21
Away	8-22
Neutral	3-10
Conference Games	17-38
ACC Tournament	1-5
NCAA Tournament	0-2
Reg. Season, Non-Conf.	6-6

OVERALL NON-CONFERENCE GAMES

(includes conference tournament & postseason games)

Overall	14-57
Home	8-18
Away	2-20
Neutral	4-19

UNDER COACH JIM LARRAÑAGA

Overall	10-21
Home	4-8
Away	4-9
Neutral	2-4
Conference Games	5-16
Reg. Season, Non-Conference	5-1
ACC Tournament	0-2
NCAA Tournament	0-1

JEKIRI ON THE BOARDS

In 123 games at Miami, senior Tonye Jekiri has grabbed 791 rebounds, ninth-most in Miami history. He has improved his rebounds per game from 1.6 as a rookie to 10.0 as a senior. He also has grabbed double-digit rebounds in 34 games over the past two seasons (56 games played), after doing so just three times in his first 67 outings.

Year	GP	RPG	High	10+	12+	15+	Year	GP	RPG	High	10+	12+
2015-16	19	10.0	17	13x	7x	1x	2013-14	33	5.5	13	3x	2x
2014-15	37	9.9	17	21x	12x	7x	2012-13	34	1.6	5	--	--

MCCLELLAN IN THE SECOND HALF

In both his junior and senior campaigns at Miami, Sheldon McClellan has picked up his scoring in the second half of games.

Half	PPG	FG%	3FG%	FT%	ACC: PPG	FG%	3FG%	FT%
1st	6.6	47.4	27.8	86.2	5.7	42.9	15.4	80.0
2nd	9.7	58.7	51.5	86.8	12.0	55.8	37.5	85.7
2014-15								
1st	5.7	43.1	27.6	78.0	5.6	40.5	31.0	86.4
2nd	8.6	53.7	44.3	83.9	8.1	52.1	38.2	81.4

NEWTON'S SOPHOMORE SURGE

Miami sophomore Ja'Quan Newton has immensely improved his stats from last year, and has scored in double digits 14 times this season.

	GP	PPG	FG%	3FG%	FT%	10+Pts	Reb	Ast	MPG	Stl
2015-16	19	12.0	50.7	7/19	75.8	15	52	52	21.8	15
2014-15	34	4.0	40.5	4/10	64.1	4	43	47	13.5	8

CANES HAVE STINGY 3-POINT DEFENSE

In 11 of the last 12 games, Miami has held each of its opponents to less than 33.3 percent shooting per game from long range, holding those 11 teams to a combined 24.6 percent mark - with Clemson's 43.8 percent the exception. In the first seven games, Miami averaged 41.4 percent 3-point defense. Opponents shot better than 32 percent from three in six of the first seven games.

DEWAN HUELL NAMED 2016 McDONALD'S ALL-AMERICAN

Miami signee Dewan Huell has been named a 2016 McDonald's All-American, as announced on ESPN Jan. 17. Huell will become the fourth McDonald's All-American to play at Miami, joining Darius Rice (2000 McDonald's All-American), Steve Edwards (1992) and Tito Horford (1985). Since the inception of the McDonald's All American Game in 1977, only 38 players have hailed from the state of Florida, 11 of which were from 'The State of Miami' - Broward, Dade and Palm Beach counties. Just six of those players have been from Dade County, the most recent before Huell being Corey Louis in 1994.

MIAMI VS. RANKED TEAMS UNDER COACH L

[] Miami rank () Opponent rank AP/USA TODAY

2011-12

12/06/11	Memphis (21/20)	L	71-54
1/07/12	at Virginia * (21/23)	L	52-51
1/10/12	at North Carolina * (3/3)	L	73-56
2/05/12	[RV/-] at Duke * (7/5)	OT W	78-74
2/11/12	at Florida State * (15/17)	L	64-59
2/15/12	North Carolina * (8/7)	L	73-64
2/26/12	Florida State * (15/16)	W	78-62
3/09/12	vs. Florida State (17/17)	L	82-71

2012-13

11/28/12	Michigan State (13/14)	W	67-59
12/23/12	vs. Arizona (4/5)	L	69-50
1/23/13	[25/RV] Duke * (1/1)	W	90-63
2/2/13	[14/15] at NC State * (19/19)	W	79-78
3/2/13	[5/7] at Duke * (3/3)	L	79-76
3/28/13	[5/4] vs. Marquette (15/16)	L	71-61

2013-14

1/04/14	at Syracuse * (2/2)	L	49-44
1/22/14	Duke * (18/18)	L	67-46
1/25/14	Syracuse * (2/2)	L	49-44
2/05/14	Pittsburgh * (25/22)	OT L	59-55
2/26/14	at Virginia * (12/11)	L	65-40

2014-15

11/17/14	[RV] at Florida (8/7)	W	69-67
12/2/14	[15] Illinois! (24/25)	W	70-61
1/3/15	Virginia * (3/3)	2OT L	80-89
1/13/15	at Duke * (4/4)	W	90-74
1/17/15	at Notre Dame * (12/12)	L	70-75
2/3/15	Louisville * (9/8)	L	55-63
2/21/15	at Louisville (12/12)	L	53-55
2/28/15	North Carolina (15/18)	L	64-73
3/12/15	Notre Dame (11/9)	L	63-70

2015-16

11/20/15	[RV/RV] vs. Utah (16)	W	90-66
11/22/15	[RV/RV] vs. Butler (22/20)	W	85-75
01/12/16	[8/9] at Virginia (11/13)	L	58-66
01/25/16	[15/13] vs. Duke (24/20)	W	80-69

SEBASTIAN THE IBIS



In 1926, the University of Miami adopted the Ibis as the official mascot for the University's athletic teams. Representing the leadership, courage, knowledge, strength and speed characteristics that our student-athletes portray. As the clouds become dark and a hurricane approaches, folklore maintains that other birds look to the Ibis for leadership. The Ibis uses its instinct to detect danger. It is the last sign of wildlife to take shelter before a hurricane hits, giving warning that danger is imminent. As the storm passes the Ibis is the first to reappear, a sign that clear skies are approaching.

MIAMI'S LARGEST IN 2015-16

Lead	46, at La Salle, 12/22
Deficit	13 (2x) last at Clemson, 1/16
Margin of Victory	46, at La Salle, 12/22
Margin of Defeat	11, at Clemson, 1/16
Halftime Lead	25, vs. Charlotte, 12/5
Halftime Deficit	8, vs. Syracuse, 1/2
Deficit in Win	12, vs. Syracuse, 1/2
Halftime Deficit in Win	8, vs. Syracuse, 1/2
Lead in Loss	7, vs. Northeastern, 11/27
Halftime Lead in Loss	2, at Clemson, 1/16

THE LAST MEETING: JAN. 22, 2015 -- MIAMI 65, VS. NC STATE 60

Sheldon McClellan scored 16 points, Angel Rodriguez added 14 and Miami rallied in the second half to beat North Carolina State 65-60. Davon Reed and Omar Sherman each scored 10 for Miami (13-5, 3-2 Atlantic Coast Conference). Abdul-Malik Abu scored 19 for N.C. State (13-7, 4-3), which has now alternated wins and losses in each of its last 12 games. A lob from Trevor Lacey to Abu for a dunk with two minutes left got the Wolfpack within 56-52, and Miami had to furiously hang on from there. Ralston Turner made two 3-pointers in the final 1:33, both getting the Wolfpack within one, but his 3 that would have given N.C. State the lead with 40 seconds left hit the rim twice before bouncing away. And with 5.3 seconds left, Barber was trying to get free for a 3-point try that could have tied it but he was called for pushing Miami's Davon Reed away. Lacey scored 10 for N.C. State, which shot only four free throws to Miami's 21. Abu scored the first 12 N.C. State points, keeping the Wolfpack in it early while the rest of his teammates combined to miss their first nine shots. When his teammates started connecting, it got contagious in a hurry. Down by six at one point in the first half, the Wolfpack ripped off a 13-0 run over a four-minute stretch just before intermission and took a 33-26 lead into the locker room. Miami made its first three shots, then missed 17 of its next 22 over the rest of the half. Not even 2 1/2 minutes into the second half, the N.C. State lead was gone. Miami opened the second half on a 12-2 run, going up 38-35 on a layup by McClellan to end that flurry - and the Hurricanes wouldn't trail again. McClellan and Rodriguez either scored or had the assist on Miami's first eight field goals of the second half. Notes: Coach Jim Larrañaga achieved his 300th conference win. Miami opened the second half against NC State with a 12-2 run. Four Canes had multiple three-point field goals: Omar Sherman (2), Angel Rodriguez (2), Davon Reed (2), and James Palmer (2). Four Hurricanes scored in double figures: Davon Reed (10) Sheldon McClellan (16) Omar Sherman (10) Angel Rodriguez (14). The Canes improve to 5-1 when four or more players score in double figures. NC State only led for a total of six minutes. NC State connected at a 42.9 percent clip in the first half, but in the final 20 minutes the Canes held the Wolfpack to just 25 percent from beyond the arc. The Hurricanes committed 10 - or less turnovers for 10th time this season. The Hurricanes collected just their sixth win in ACC play when trailing at the half under Jim Larrañaga. Two Canes collected double figure rebounds: Sheldon McClellan (10) and Tonye Jekiri (10).

MIAMI VS. NC STATE (8-11)

Home: 4-4 Away: 2-6

Neutral: 2-1 Under Coach L: 4-4

Since rebirth in 1985: 8-10

	UM rank	NC State	
1939-40		L, 46-35	A
1/09/05	--	/24 W, 67-66	H
12/18/05	--	21/19 L, 81-69	A
2/8/06	--	16/15 L, 86-77	2OT H
2/10/07		W, 80-65	H
1/19/08	21/24	-- L, 79-77	OT A
3/13/08		W, 63-50	N
1/27/09		L, 84-81	OT A
3/7/09		W, 72-64	H
2/27/10		L, 71-66	H
1/23/11		L, 72-70	A
1/22/12		L, 78-73	H
2/29/12		L, 77-73	A
2/2/13	14/15	19/19 W, 79-78	A
3/16/13	9/10	-- W, 81-71	N
2/8/14		L, 56-55	H
3/1/14		W, 80-65	A
3/13/14		L, 67-58	N
01/22/15		W, 65-60	H

AMONG UNIVERSITY OF MIAMI COACHES, LARRAÑAGA ...

- has the highest winning percentage of a Miami coach in the NCAA Tournament, a .667 mark with a 2-1 record.
- is one of two Miami coaches to post three 20-win seasons. Larrañaga has recorded three 20-win seasons in four years at Miami.
- .647 winning percentage is the best mark since Bruce Hale posted a .663 mark from 1955-67, including three seasons led by Rick Barry.
- has led the Canes to 41 ACC wins in just four seasons. Miami won 43 ACC games the previous seven seasons.
- Under Coach L, Miami has posted three of the Canes' top five finishes in ACC play, including the 2013 championship, tied for fourth in 2012 and tied for sixth in 2015. In 2008, Miami tied for fifth in league play, and in 2005, tied for sixth.
- In four seasons under Coach L, Miami has tallied six wins in the ACC Tournament. In the previous seven seasons, Miami went 6-7.
- In two NIT appearances under Coach L, Miami is 5-2 for a .714 winning percentage. In Miami's other 10 NIT appearances combined, the Canes went 6-10 for a .375 winning percentage.

DID YOU KNOW ...

- Coach L became the first Miami coach to win 20+ games in his first two seasons at UM and only the third of 12 UM coaches to post three 20-win seasons.
- Former Cane Rick Barry was named one of the Greatest Players in NBA History.
- Miami native and former Cane James Jones won the 2010-2011 NBA All-Star Weekend 3-Point Contest and the NBA Championship in the 2011-2012 and 2012-13 seasons.
- Six-time NBA All Star Amar'e Stoudemire enrolled at UM in 2013 and took classes to earn his bachelor's degree.
- UM is in its 12th season in the ACC.
- Coach L led the George Mason Patriots to the 2006 Final Four with big wins over some of basketball's elite teams such as Michigan State, UNC and UConn. He was the first coach to take a mid-major to a Final Four in 27 years (Penn '79) when his team advanced in 2006.
- In 14 years at George Mason, Larrañaga led the Patriots to five NCAA Tournament appearances (2011, 2008, 2006, 2001, 1999), including the 2006 Final Four.
- Miami basketball received APR (Academic Progress Rate) Public Recognition Awards for being among the top 10 percent in APR in its sport. Miami ranks in the top 10 percent NCAA men's basketball with a 990 APR.

The Miami Department of Athletics recorded a Graduation Success Rate (GSR) of 89 percent. Miami's department-wide GSR is 16th overall among FBS programs. UM has exceeded the NCAA average GSR in each of the last 10 years.

The Canes have averaged 20.0 wins over the last 11 seasons. The Hurricanes have made at least one trey in 922 of 928 games since the NCAA adopted the 3-point shot in 1986. The last time Miami was held without a 3-pointer was Feb. 26, 2014 at Virginia.

Miami has held 781 of its last 782 opponents to less than 100 points. North Carolina was the last team to score 100+, defeating UM 105-64 on Jan. 31, 2007.

MIAMI BASKETBALL – THE EARLY YEARS

The University of Miami basketball program was dormant for 14 years from 1971-1985. In 1983 Director of Athletics Sam Jankovich announced the resurrection of men's basketball at Miami, with the reinstatement vote by the UM Board of Trustees on Oct. 12, 1983. Head coach Bill Foster was hired March 21, 1984, adding assistants Clint Bryant, Seth Greenberg and Cesar Odio by July 1. Tim Harvey was the staff's first recruit, a 6-10, 240-pound center from Plainfield, N.J., who transferred from Georgia Tech. On Oct. 15, 1984 the first men's basketball practice in 12 years was held on the patio in the center of campus, viewed by more than 200 students. Miami defeated The Citadel, 85-77, on Nov. 22, 1985, in the first game of the new era of UM basketball.

CRUZ UCEDA FOR THREEEE

Senior Ivan Cruz Uceda is knocking down nearly percent of his shots from long range, hitting 30-61 in 19 games. Due to his limited made shots, he does not hit the minimum of 2.5 made per game for NCAA rankings, but his 49.2 percent would place him tied for sixth in the nation. He is also knocking down 52.9 percent of his shots from the field. Cruz Uceda hit just 37.4 percent from the field and 33.9 percent from three as a junior.

BODY CHANGES FOR CRUZ UCEDA AND JEKIRI

Seniors Ivan Cruz Uceda and Tonye Jekiri have spent the summer in the weight room. Cruz Uceda has dropped 20 pounds from 237 to 217, and his body fat has slimmed down from 24 percent to nine percent in just a year in Miami. Jekiri has added 20 pounds to his 7-foot frame, now weighing 250 pounds.

LARRAÑAGA WINS 100TH AT MIAMI

The Canes' victory over Charleston marked win No. 100 for Head Coach Jim Larrañaga at the University of Miami. Needing only 150 games, Coach Larrañaga is the fastest to accomplish the feat in program history. Bruce Hale was previously the Miami coach who won 100 games the quickest, earning 100 victories in just 159 games. Hart Morris took 163 games, Frank Haith 174 and Leonard Hamilton took 230 games.

COACHING COORDINATORS FOR MIAMI

Miami's assistant coaching staff is set up in a coordinator system, with Jamal Brunt as the offensive coordinator, Chris Caputo manning the defense and Adam Fisher handling the scout for every opponent. James Johnson is the Dean of Discipline.

MIAMI'S STARTERS SHOW EXPERIENCE

Miami starts two redshirt seniors, one true senior, a redshirt junior and a true junior. Those players have now combined for 334 career starts and 522 games played. Sheldon McClellan has started 79 games playing in 124, Tonye Jekiri has 71 starts in 122 games, Angel Rodriguez is at 87/115, Davon Reed 49/81 and Kamari Murphy 48/81.

Those five players have been on a Division I team a combined 21 seasons, as McClellan and Rodriguez are both in their fifth year on the court, Jekiri and Murphy are each in their fourth season, and Reed is a true junior. The average age of that starting five is 21.8 years old: Rodriguez - 23; McClellan - 23; Murphy - 22; Jekiri - 21; Reed - 20.

HOMECOMING FOR RODRIGUEZ, EARNS MVP

Senior guard Angel Rodriguez was named the Puerto Rico Tip-Off Most Valuable Player. He averaged 13.7 points and 4.0 assists, including 19 points in the championship game. The native of Cupey, P.R., just 20 minutes from San Juan, was greeted by friends and family at each game.

MIAMI LANDS HUELL, BROWN AND MILLER

The Miami men's basketball team landed a pair of top-30 players in Dewan Huell and Bruce Brown, and top 100 player Rodney Miller.

With the addition of these three players, Miami would have six top 100 players next season: Huell (25), Brown (44), Ja'Quan Newton (52), Miller (90), James Palmer (98).

Huell, at 6-10 and 218 pounds, is a five-star, top-25 power forward from Miami Norland High School. Nationally, he is ranked the No. 21 player by ESPN, No. 23 by Rivals and No. 25 by Scout. ESPN and Scout rank him fifth at his position, and Scout says he's the top player in the state of Florida, while ESPN and Rivals have him second in the state. Brown, from Wakefield, Mass., is a four-star shooting guard at Vermont Academy in Saxton's River, Vt. At 6-4 and 205 pounds, Brown is ranked No. 30 by ESPN, No. 44 per Scout and No. 49 by Rivals. Miller is a 6-foot-11-inch, 245-pound center playing prep ball at Oak Hill Academy in Virginia. A native of Laurelton, N.Y., Miller

is a consensus four-star recruit, ranked No. 90 overall by Scout.com and No. 114 by Rivals.com. As a center, he is ranked No. 17 by Scout.com and No. 15 by ESPN.

CANES SIGN TOP 10 RECRUITING CLASS

The 2016 recruiting class of Dewan Huell, Bruce Brown and Rodney Miller is being named a top-10 recruiting class in the country, with 247Sports ranking the class No. 7, Scout at No. 8, ESPN at No. 9 and Rivals at No. 10. The 2016 class rankings top Miami's best mark from 2005, when the Canes signed four four-star recruits – Jimmy Graham, Brian Asbury, Adrian Thomas and Denis Clemente – in a class that was ranked No. 12 in the nation by Scout. In 2009, Miami's signing class was nationally ranked No. 19 by Scout and No. 24 by ESPN. That Hurricanes' heralded 2009 class was comprised of ESPNU 100 picks Durand Scott, Garris Adams and Donnavan Kirk, in addition to May signee Antoine Allen. Since 2002, Miami has signed 16 Scout.com top 100 players, including three five-star, top-25 players in DeQuan Jones (22, 2008), Huell (25) and Durand Scott (25, 2009). Since Larrañaga's arrival, his staff has signed five top-100 players in Huell (25), Brown (44), Ja'Quan Newton (52, 2014), Rodney Miller (90) and James Palmer (98, 2014). Huell is the most lauded signee for Miami since Scott in 2009, Jones in 2008, No. 32 Guillermo Diaz in 2003 and McDonald's All-American Darius Rice in 2000.

FOUR PLAYERS BOAST NCAA TOURNAMENT EXPERIENCE

Senior Tonye Jekiri returns from Miami's 2012-13 ACC Championship and NCAA Sweet 16 team. Sheldon McClellan (Texas), Kamari Murphy (Oklahoma State) and Angel Rodriguez (Kansas State) also have played in the NCAA Tournament, each with their previous schools.

MIAMI PREDICTED TO FINISH FIFTH IN ACC

Miami was predicted to finish fifth out of 15 teams in the Atlantic Coast Conference this season, as announced by the league during Operation ACC Basketball in Charlotte, N.C., Oct. 28. North Carolina was picked to win the league, followed by Virginia, Duke and Notre Dame.

In 2012-13, the Canes were picked to finish fifth, then won the league's regular season and tournament championship. In all four of Larrañaga's seasons at Miami, the Canes have finished the season better than predicted at ACC media day.

AP TOP 25			USA TODAY COACHES POLL		
Jan. 25, 2016			Jan. 25, 2016		
1	Oklahoma (36)	16-2 1,592	1	North Carolina (23)	18-2 791
2	North Carolina (29)	18-2 1,586	2	Oklahoma (9)	16-2 766
3	Iowa	16-3 1,473	3	Kansas	16-3 680
4	Kansas	16-3 1,369	4	Iowa	16-3 677
5	Texas A&M	17-2 1,332	5	Texas A&M	17-2 650
6	Villanova	17-3 1,261	6	Villanova	17-3 591
7	Xavier	17-2 1,186	7	Maryland	17-3 581
8	Maryland	17-3 1,111	8	Xavier	17-2 580
9	West Virginia	16-3 1,105	9	West Virginia	16-3 503
10	Providence	17-3 1,005	10	Providence	17-3 452
11	Virginia	15-4 903	11	Michigan State	17-4 445
12	Michigan State	17-4 869	12	Virginia	15-4 430
13	SMU	18-1 838	13	Miami (FL)	15-3 412
14	Iowa State	15-4 792	14	Louisville	16-3 384
15	Miami (FL)	15-3 753	15	Arizona	16-4 341
16	Louisville	16-3 719	16	Iowa State	15-4 312
17	Baylor	15-4 594	17	Indiana	17-3 290
18	Arizona	16-4 502	18	Baylor	15-4 281
19	Indiana	17-3 466	19	Kentucky	15-4 242
20	Kentucky	15-4 403	20	Duke	15-5 183
21	Purdue	17-4 328	21	Purdue	17-4 150
22	Wichita St	14-5 151	22	South Carolina	17-2 137
23	Oregon	16-4 149	23	Pittsburgh	16-3 118
24	Duke	15-5 145	24	Oregon	16-4 90
25	Notre Dame	14-5 136	25	Wichita St	14-5 60

MIAMI'S RECORD WHEN... RECORD	2015-16		COACH L	
	ALL	ACC	AT UM	ACC
All games	16-3	5-2	107-52	46-31
Home	10-1	3-0	58-20	26-13
Away	3-2	1-2	33-23	20-18
Neutral	3-0		16-9	
November	5-1		24-7	
December	6-0		21-9	0-1
January	5-2	5-2	23-13	21-13
February	--		20-14	19-14
March	--		19-8	6-3
April	--		0-1	0-2
Vs. Top 10 opponents	--		4-8	3-7
Vs. Top 25 opponents (includes Top 10)	3-1	1-1	11-21	6-16
Vs. RV opponents (either or both polls)	1-0		9-2	3-0
Vs. teams over .500 on game day	11-3	4-2	65-45	30-26
Vs. teams under .500 on game day	2-0	1-0	27-6	12-5
Vs. teams at .500 on game day	3-0		14-1	4-0
While UM is in the Top 25	11-3	5-2	31-11	17-7
While UM is RV (only)	5-0		19-4	4-1
Leading at halftime	14-1	4-1	79-13	31-10
Trailing at halftime	2-2	1-1	23-37	11-20
Tied at halftime	--		5-2	3-1
Single overtime	1-0		3-6	1-2
Double overtime	--		3-1	2-1
In overtime games (single+double)	1-0		6-7	3-3
Leading with 2:00 left in regulation	15-1	5-0	97-7	42-3
Trailing with 2:00 left in regulation	1-2	0-2	8-42	3-27
Tied with 2:00 left in regulation	--		2-1	0-1
UM shoots 50% or better from field	9-1	1-0	37-3	11-2
UM shoots 40-49% from field	4-2	2-2	56-15	30-12
UM shoots under 40% from field	3-0	2-0	14-34	5-17
Opp. shoots 50% or better from field	1-1	0-1	6-14	2-8
Opp. shoots 40-49% from field	6-2	1-1	46-25	22-15
Opp. shoots under 40% from field	9-0	4-0	56-13	22-8
UM shoots 70% or better from the line	14-2	4-1	68-26	26-16
UM shoots less than 70% from the line	2-1	1-1	39-26	20-14
UM makes more 3-point FGs	11-1	3-1	55-22	25-17
UM makes fewer 3-point FGs	4-1	2-0	34-20	16-11
3-point FGs are even	1-1	0-1	9-3	5-3
Four or more Canes in double figures	9-1	1-0	50-10	19-7
Three Canes score in double figures	5-1	3-1	41-22	21-9
Two or less Canes score in double figures	2-1	1-1	16-20	6-15
UM outrebounds opponent	12-1	2-1	73-18	27-12
Opp. outrebounds UM	3-2	2-1	29-34	17-19
Tied in rebounds	1-0	1-0	5-0	2-0
UM records 10 or more steals	4-0	3-0	17-4	7-1
UM records 15 or more assists	5-1	1-0	33-2	15-1
UM commits less than 15 turnovers	15-3	5-2	95-45	41-27
UM commits 15 or more turnovers	1-0		10-2	3-4
UM commits less turnovers than opp.	10-2	5-1	62-22	28-11
UM commits more turnovers than opp.	4-1	0-1	36-19	15-14
Tied in turnovers	2-0		9-10	3-6
UM scores 59 points or less	0-1	0-1	9-26	5-17
UM scores between 60-69 points	3-1	2-1	30-16	15-6
UM scores between 70-79 points	4-1	2-0	41-9	16-7
UM scores between 80-89 points	5-0	1-0	18-1	6-1
UM scores between 90-99 points	3-0		8-0	3-0
UM scores 100 or more points	1-0		1-0	0-0
Playing during the morning (11 a.m.)	--		1-0	
Playing during the afternoon	4-2	2-1	33-17	18-12
Playing in the evening (5 p.m. or later)	12-1	3-1	72-34	28-19
Games decided by three points or less	0-1		12-13	5-9
Games decided by four to 10 points	1-1	0-1	30-21	15-15
Games decided by 11-19 points	9-1	5-1	40-14	17-4
Games decided by more than 20 points	6-0		25-4	9-3

UM SINCE THE ARRIVAL OF JIM LARRAÑAGA IN 2011

- 2013 ACC Regular Season Champions
- 2013 ACC Tournament Champions
- Ranked No. 2/2 - Miami's program high - Feb. 18, 2013
- No. 1 seed at 2013 ACC Tournament
- No. 2 seed in 2013 NCAA Tournament
- Won school record 29 games in 2013
- Won 15 ACC games in 2013
- 14-game win streak (tied 1946-47 and 2001-02) from Jan. 2 - Feb. 19, 2013
- 13-0 start in 2013 conference play, topping school-best nine ACC victories, which was set in 2011-12
- Sophomore Shane Larkin selected No. 18 in the 2013 NBA Draft by Atlanta Hawks, then traded to Dallas Mavericks
- All six seniors from 2012-13 championship season earned academic degree from UM: Garius Adams, Julian Gamble, Reggie Johnson, Kenny Kadji, Trey McKinney Jones, Durand Scott
- Defeated No. 1 Duke, 90-63, on Jan. 23, 2013 in Coral Gables
- Defeated Duke twice within 12 months, at both Cameron Indoor Stadium and the BankUnited Center
- First team to beat Duke and UNC by 20+ points in the same season since Maryland in '74-75 season
- First team to beat Duke and UNC by 25+ points since the start of ACC play in 1953
- Defeated three teams in The Triangle in the same season: UNC, Duke & NC State
- In 2012-13 defeated three teams in the Top 20 for the first time since joining the ACC - the last time was in 1999-00
- Five home sellouts of 7,972 fans vs. Duke, Florida State, North Carolina, Virginia and Clemson
- Played in championship game of the NIT, against Stanford, in Madison Square Garden
- Only team to defeat 2015 National Champion Duke on their home court
- Snapped Duke's 19-game ACC home game winning streak at Cameron Indoor Stadium
- Ended Duke's 41-game home winning streak, the longest active streak in Division I
- Snapped Florida's 33-game home winning streak at the Stephen C. O'Connell Center, which was the third-longest in the country, behind 34 from both Duke and Stephen F. Austin
- Ended Florida's 25-game home non-conference winning streak at the Stephen C. O'Connell Center
- Miami's 90 points scored against Duke in 2015 were the most points scored by an unranked opponent in a regulation win in Cameron Indoor Stadium since NC State's 96 points on Feb. 23, 1983.
- Dealt Duke its last two regular-season losses by 16-or-more points: 27 (90-63) on Jan. 23, 2013 at Miami and 16 (90-74) on Jan. 13, 2015 at Duke
- Handed Duke the most lopsided loss (16 points) an unranked visitor has handed to a ranked Blue Devil team in the ACC era
- Dealt Duke two of its five overall, and three ACC, losses by 16-plus points
- Scored 90 points against Duke twice
- In 2014-15, defeated 500-win coaches Mike Krzyzewski, Jim Boeheim and Billy Donovan
- Won at Cameron Indoor Stadium twice
- Defeated a pair of top-8 teams in the same season, both on the road: No. 6/7 Florida and No. 4 Duke
- Won two true road games against ranked opponents for the first time since 1998-99: No. 6/7 Florida and No. 4 Duke
- First team to defeated Duke and Syracuse on the road in the same season since the 1983-84 season (UNC).

AWARDS

- 2013 Coach of the Year - Jim Larrañaga
- 2013 Naismith Coach of the Year - Jim Larrañaga
- 2013 ACC Coach of the Year - Jim Larrañaga
- 2013 Henry Iba National Coach of the Year - Jim Larrañaga
- 2013 Adolph Rupp Cup Coach of the Year - Jim Larrañaga
- 2013 ACC Player of the Year (Coaches) - Shane Larkin
- 2013 ACC Defensive Player of the Year - Durand Scott
- Nine All-ACC selections: Shane Larkin 1st team, Kenny Kadji 2nd team & 3rd team, Scott H.M. (twice), Rion Brown 3rd team, Tonye Jekiri H.M., Sheldon McClellan H.M., Angel Rodriguez H.M.
- Four All-ACC Defensive Team players: Shane Larkin, Durand Scott, Julian Gamble, Tonye Jekiri
- 2012 ACC All-Rookie Team - Shane Larkin
- ACC All-Academic Team - Raphael Akpejori (2013), Davon Reed (2014, 2015)
- 2013 ACC Tournament MVP - Shane Larkin
- Four ACC All-Tournament team nods: Shane Larkin (1st), Durand Scott (1st), Julian Gamble (2nd), Trey McKinney Jones (2nd)
- Seven ACC Player of the Week awards: Reggie Johnson (2012), Durand Scott (2012 & 2013), Shane Larkin (2013), Angel Rodriguez (2014) and Sheldon McClellan (2014).
- One ACC Rookie of the Week: Shane Larkin (2012)
- Two NIT All-Tournament Team selections: Sheldon McClellan, Davon Reed
- NABC Honors Court: Raphael Akpejori
- ACC Academic Honor Roll: Raphael Akpejori, Justin Heller, Donnavan Kirk

Victory	Date	Opponent	Score	School
50	02/10/88	Miami (Ohio)	65-59	Bowling Green
100	02/23/91	Kent State	84-57	Bowling Green
150	12/22/94	at Ohio State	59-50	Bowling Green
200	12/27/97	Northeastern	66-60	George Mason
250	12/20/00	Coastal Carolina	81-65	George Mason
300	12/02/03	East Carolina	76-65	George Mason
350	01/26/06	William & Mary	81-58	George Mason
400	02/27/08	William & Mary	68-59	George Mason
450	12/08/10	Loyola (Md.)	66-52	George Mason
500	01/05/12	at Georgia Tech	62-49	Miami
550	01/24/15	at Syracuse	66-62	Miami
100th win at Miami		Co. of Charleston, 12/19/15	85-63	

COACH JIM LARRAÑAGA

COACHING HONORS

2013 AP Coach of the Year
 2013 Naismith Coach of the Year
 2013 Henry Iba Coach of the Year
 2006 Clair Bee Coach of the Year
 2013 Adolph Rupp Cup Coach of the Year
 2013 NABC All-District II Coach
 2013 USBWA District IV Coach of the Year
 2013 ACC Coach of the Year
 2001 & 1999 CAA Coach of the Year
 1997 MAC Coach of the Year
 Six NCAA tournament appearances: 2013, 2011, 2008, 2006, 2001, 1999
 Eight postseason NIT appearances: 2015, 2012, 2009, 2004, 2002, 1997, 1991, 1990
 Nine 20-win seasons

NOTABLE COLLEGE PLAYERS COACHED

Shane Larkin (Miami) - ACC Player of the Year, ACC Tournament MVP, USBWA All-District, Sporting News All-American, finalist for Cousy, Naismith & Wooden awards, All-ACC First Team and All-ACC Defensive Team
 Durand Scott (Miami) - ACC Defensive Player of the Year, ACC Tournament First Team, All-ACC Third Team
 George Evans (George Mason) - Three-time CAA Player of the Year, CAA Rookie of the Year, three-time CAA Defensive Player of the Year, three-time CAA All-Defensive Team
 Antonio Daniels (Bowling Green) - MAC Player of the Year, MAC Freshman of the Year

STUDENT-ATHLETE HONORS

Three All-America players
 Nine All-Atlantic Coast Conference selections
 Four ACC All-Tournament team selections
 Four coaches and three media ACC All-Defensive Team selections
 28 All-Colonial Athletic Association conference selections
 Nine CAA All-Defensive Team selections
 Eight CAA All-Rookie Team selections
 Three Dean Ehlers Award winners - given to the CAA player who best meets the criteria of academic achievement, leadership and community service.
 12 All-MAC Conference selections
 Two MAC Freshman of the Year selections
 Four MAC All-Freshman Team selections
 Two NIT All-Tournament Team selections
 One NABC Honors Court selection
 Three ACC Academic Honor Roll student-athletes

NBA PLAYERS COACHED

Lance Blanks	Frank Booker	Rick Carlisle
Antonio Daniels	Jeff Jones	Andrew Kennedy
Jeff Lamp	Shane Larkin	Lewis Latimore
Jason Miskiri	Olden Polynice	Lee Raker
Ralph Sampson	Tom Sheehy	Clinton Venable
Othell Wilson	Ricky Wilson	

WINNINGEST ACTIVE COACHES VS. MAJOR SCHOOLS

-as of Nov. 2015

Rank		vs. Major Schools
1	Mike Krzyzewski, Duke	1,018
2	Jim Boeheim, Syracuse	966
3	Roy Williams, North Carolina	750
4	Rick Pitino, Louisville	720
5	Cliff Ellis, Coastal Carolina	694
6	Bob Huggins, West Virginia	693
7	John Calipari, Kentucky	635
8	Rick Barnes, Tennessee	604
9	Lon Kruger, Oklahoma	561
10	Bill Self, Kansas	559
11	Tubby Smith, Texas Tech	538
12 Tie	Jim Larrañaga, Miami	533
12 Tie	Dana Altman, Oregon	533
14	John Beilein, Michigan	459
15	Kelvin Sampson, Houston	438

LARRAÑAGA YEAR-BY-YEAR

Year	School	Overall	Conference	Post
		W-L	W-L	Finish Season
1977-78	American International	14-13		
1978-79	American International	13-13		
1986-87	Bowling Green	15-14	10-6	3
1987-88	Bowling Green	12-16	7-9	t-5
1988-89	Bowling Green	13-15	6-10	t-6
1989-90	Bowling Green	18-11	9-7	t-3 NIT 0-1
1990-91	Bowling Green	17-13	9-7	t-4 NIT 0-1
1991-92	Bowling Green	14-15	8-8	5
1992-93	Bowling Green	11-16	8-10	t-6
1993-94	Bowling Green	18-10	12-6	t-2
1994-95	Bowling Green	16-11	10-8	t-5
1995-96	Bowling Green	14-13	9-9	t-6
1996-97	Bowling Green	22-10	13-5	t-1 NIT 0-1
1997-98	George Mason	9-18	6-10	6
1998-99	George Mason	19-11	13-3	1 NCAA 0-1
1999-00	George Mason	19-11	12-4	t-1
2000-01	George Mason	18-12	11-5	3 NCAA 0-1
2001-02	George Mason	19-10	13-5	2 NIT 0-1
2002-03	George Mason	16-12	11-7	4
2003-04	George Mason	23-10	12-6	3 NIT 2-1
2004-05	George Mason	16-13	10-8	6
2005-06	George Mason	27-8	15-3	t-1 NCAA 4-1
2006-07	George Mason	18-15	9-9	5
2007-08	George Mason	23-11	12-6	2 NCAA 0-1
2008-09	George Mason	22-11	13-5	2 NIT 0-1
2009-10	George Mason	17-15	12-6	4 CIT 0-1
2010-11	George Mason	27-7	16-2	1 NCAA 1-1
2011-12	Miami	20-13	9-7	t-4 NIT 1-1
2012-13	Miami	29-7	15-3	1 NCAA 2-1
2013-14	Miami	17-16	7-11	10
2014-15	Miami	25-13	10-8	6 NIT 4-1
2015-16	Miami	16-3	5-2	
Overall		577-386	312-195	14-15

WINNINGEST COACHES

All-Time -as of Nov. 2015

	Name	Total Wins
1	Mike Krzyzewski	1018
2	Jim Boeheim	966
3	Bob Knight	902
4	Dean Smith	879
5	Adolph Rupp	876
6	Jim Calhoun	873
7	Jim Phelan	830
8	Eddie Sutton	806
9	Lefty Driesell	786
10	Lute Olson	780
11	Lou Henson	779
12	Cliff Ellis	770
13	Bob Huggins	765
14	Ed Diddle	759
15	Henry Iba	755
16	Roy Williams	750
17	Phog Allen	746
18	Rollie Massimino	745
19	John Chaney	741
20	Bo Ryan	740
21	Jerry Tarkanian	729
22	Norm Stewart	729
23	Ray Meyer	724
24	Rick Pitino	722
25	Don Haskins	719
26	Rick Byrd	711
27	Jerry Sloucum	699
28	Mike Montgomery	677
29	Denny Crum	675
30	Gary Williams	668
31	John Wooden	664
32	Larry Hunter	664
33	Ralph Miller	657
34	Tom Penders	649
35	Gene Bartow	647
36	John Beilein	642
37	Billy Tubbs	641
38	Homer Drew	640
39	Marv Harshman	637
40	Hugh Durham	633
41	Norm Sloan	624
42	Stew Morrill	620
43	Ben Braun	615
44	Rick Barnes	604
45	Slats Gill	599
46	Tom Davis	598
47	Abe Lemons	597
48	John Thompson	596
49	John Calipari	593
50	Guy Lewis	592
51	Bobby Cremins	579
52	Pat Douglass	573
53	Eldon Miller	568
54	Davey Whitney	566
55	Gale Catlett	565
56	Gary Colson	563
T57	Jim Larrañaga	561
T57	Lon Kruger	561
59	John Kresse	560
60	Bill Self	559
61	Tony Hinkle	558
62	Glenn Wilkes	551

MIAMI HIGHS	OPPONENT HIGHS	MIAMI LOWS	OPPONENT LOWS
Points 105, vs. Mississippi State 11/19	Points 79, vs. Mississippi State 11/19	Points 58, at Virginia, 1/12	Points 49, at La Salle, 12/22
Points/Half 59 (1st), vs. Mississippi State 11/19	Points/Half 50, vs. Louisiana 11/16	Points/Half 17 (1st), vs. Syracuse, 1/2	Points/Half 21 (1st), vs. Charlotte, 12/5
Field Goals Made 34 (2x) last at La Salle, 12/22	Field Goals Made 30, vs. Mississippi State 11/19	Field Goals Made 18, vs. Syracuse, 1/2	Field Goals Made 17, at La Salle, 12/22
Field Goal Att. 64 (2x) last vs. Wake Forest, 1/23	Field Goal Att. 67, vs. Charlotte, 12/5	Field Goal Att. 50, at Virginia, 1/12	Field Goal Att. 47, at Virginia, 1/12
Field Goal Pct. 56.7, vs. Mississippi State 11/19	Field Goal Pct. 50.0, vs. Utah 11/20	Field Goal Pct. 34.6, vs. Syracuse, 1/2	Field Goal Pct. 29.8, at La Salle, 12/22
3-Point FG Made 12, vs. Louisiana 11/16	3-Point FG Made 12, vs. Northeastern, 11/27	3-Point FG Made 2, at Boston College, 1/20	3-Point FG Made 1, vs. Florida, 12/8
3-Point FG Att. 31, vs. UTRGV 11/13	3-Point FG Att. 24, at La Salle, 12/22	3-Point FG Att. 10, at Boston College, 1/20	3-Point FG Att. 7, at Virginia, 1/12
Free Throws Made 28, vs. Mississippi State 11/19	Free Throws Made 16 (2x), last at Virginia, 1/12	Free Throws Made 7, vs. Northeastern, 11/27	Free Throws Made 8 (3x) last at Boston College, 1/20
Free Throw Att. 38, vs. Mississippi State 11/19	Free Throw Att. 24, vs. Louisiana 11/16	Free Throw Att. 9, vs. Northeastern, 11/27	Free Throw Att. 12 (2x) last at Nebraska, 12/1
Rebounds 51, at La Salle, 12/22	Rebounds 41, vs. Syracuse, 1/2	Rebounds 27, at Virginia, 1/12	Rebounds 24, at La Salle, 12/22
Assists 24, vs. Duke, 1/25	Assists 15, at Clemson, 1/16	Assists 8 (2x) last at Virginia, 1/12	Assists 5, vs. Princeton, 12/29
Steals 12 (2x) last vs. Wake Forest, 1/23	Steals 13, vs. College of Charleston, 12/19	Steals 2, vs. Princeton, 12/29	Steals 1 (2x) last at Virginia, 1/12
Blocks 7 (4x) last vs. Duke, 1/25	Blocks 5 (2x) last at Boston College, 1/20	Blocks 0, vs UTRGV 11/13	Blocks 0 (2x) last vs. Duke, 1/25
Turnovers 17, vs. College of Charleston, 12/19	Turnovers 19, vs. Syracuse, 1/2	Turnovers 7 (2x) last vs. Duke, 1/25	Turnovers 5, vs. Charlotte, 12/5
Bench Points 50, vs. Mississippi State 11/19	Bench Points 25 (3x) last vs. Charlotte, 12/5	Bench Points 3, vs. Florida, 12/8	Bench Points 7 (2x) last vs. Duke, 1/25
Victory Margin 46, at La Salle, 12/22	Victory Margin 11, at Clemson, 1/16	Victory Margin 5, at Nebraska, 12/1	Victory Margin 1, vs. Northeastern, 11/27

MIAMI INDIVIDUAL HIGHS	
Points	27, Sheldon McClellan, vs. Utah 11/20
Field Goals Made	10, Sheldon McClellan, vs. Utah 11/20
Field Goal Attempts	12 (3x) last Sheldon McClellan, vs. Duke, 1/25
3-Point FG Made	4 (3x), last Ivan Cruz Uceda, at La Salle, 12/22
3-Point FG Attempts	7 (3x) last Angel Rodriguez, vs. Duke, 1/25
Free Throws Made	12, Sheldon McClellan, vs. Syracuse, 1/2
Free Throw Attempts	14, Sheldon McClellan, vs. Syracuse, 1/2
Rebounds	17, Tonye Jekiri, at Boston College, 1/20
Assists	11, Angel Rodriguez, vs. Duke, 1/25
Blocks	5, Tonye Jekiri, vs. Northeastern, 11/27

OPPONENT INDIVIDUAL HIGHS	
Points	28, Shavon Shields, at Nebraska, 12/1
Field Goals Made	11, Shavon Shields, at Nebraska, 12/1
Field Goal Attempts	25, Shavon Shields, at Nebraska, 12/1
3-Point FG Made	5 (3x) last Malachi Richardson, Syracuse, 1/2
3-Point FG Attempts	10 Quincy Ford, vs. Northeastern, 11/27
Free Throws Made	11, David Walker, vs. Northeastern, 11/27
Free Throw Attempts	12, David Walker, vs. Northeastern, 11/27
Rebounds	13, Shawn Long, vs. Louisiana, 11/16
Assists	8 (2x) last Eli Carter, at Boston College, 1/20
Blocks	4, Jake Hammond, at Nebraska, 12/1

THE LAST TIME ...

Player Scored 30 Points

Miami Sheldon McClellan (31), at Charlotte, 11/25/14
Opponent Xavier Rathan-Mayes (35) Florida State, 2/25/15

Player Scored 35 Points

Miami Jack McClinton (35) vs. North Carolina, 3/15/09
Opponent Xavier Rathan-Mayes (35) Florida State, 2/25/15

Player Scored 40 Points

Miami Darius Rice (43) vs. Connecticut, 1/20/03
Opponent Sean Singletary (41), Virginia, 3/1/08

Two Players Scored 20 Points

Miami Sheldon McClellan (27), Tonye Jekiri (20), Utah, 11/20/15
Opponent David Walker (21), Quincy Ford (24), Northeastern, 11/27/15

Three Players Scored 20 Points

Miami Dwayne Collins (23), Brian Asbury (21), Jack McClinton (20) vs. Virginia Tech, 1/25/09
Opponent Travis Mays (40), Alvin Heggs (22), Lance Blanks (21), Texas, 2/22/89

Five (not 5+) Players Scored in Double Figures

Miami Ivan Cruz Uceda (20), Sheldon McClellan (14), Angel Rodriguez (11), Tonye Jekiri (10), Ja'Quan Newton (10), at La Salle, 12/22/15
Opponent Shawn Long (21), Jay Wright (13), Kasey Shepherd (12), Bryce Washington (11), Devonta Walker (11) vs. Louisiana 11/16/15

Six (not 6+) Players Scored in Double Figures

Miami Davon Reed (19), Angel Rodriguez (18), Sheldon McClellan (16), Ivan Cruz Uceda (13), Anthony Lawrence (12), Ja'Quan Newton (11) vs. Louisiana 11/16/15

Seven+ Players Scored in Double Figures

Miami Sheldon McClellan (18), Ja'Quan Newton (15), James Palmer (14), Ebuka Izundu (11) Angel Rodriguez (11), Ivan Cruz Uceda (10), Anthony Lawrence Jr. (10) vs. Mississippi State 11/19/15

Player Grabbed 15 Rebounds

Miami Tonye Jekiri (15) at Louisville, 2/21/15
Opponent Jahlil Okafor (15), at Duke, 1/13/15

Two Players Grabbed 10 Rebounds

Miami Tonye Jekiri (14), Kamari Murphy (10), at La Salle, 12/22/15
Opponent Tyler Roberson (11), Tyler Lydon (10), Syracuse, 1/2/16

Three Players Grabbed 10 Rebounds

Miami Mark Richardson (11), Eric Brown (10), Joe Wylie (10) vs. FIU, 3/6/89
Opponent Matt Harpring (12), Dion Glover (10), Michael Maddox (10), Georgia Tech, 12/27/97

Player Had 10 Assists

Miami Durand Scott (10) vs. North Carolina Central, 11/14/09
Opponent Kris Dunn (13), Providence, 12/22/14

Player Had 10 Blocks

Miami Anthony King (10) vs. Florida Atlantic, 11/29/04
Opponent Jarvis Varnado (10), Mississippi State, 12/13/07

Player Had a Double-Double

Miami Angel Rodriguez (13 pts, 11 ast) vs. Duke, 1/25/16
Opponent Brandon Ingram (19 pts, 10 reb) vs. Duke, 1/25/16

Player Had a Triple-Double

Miami Anthony King (11 pts, 10 reb, 13 blks) vs. Florida Atlantic, 11/29/04
Opponent Brendan Haywood (18 pts, 14 reb, 10 blks), North Carolina, 12/4/00

Two Players Had Double-Doubles

Miami Reggie Johnson (22 pts, 11 rebs) & Kenny Kadji (12 pts, 12 rebs), vs. Stetson, 11/9/12
Opponent Brice Johnson (22 pts, 11 rebs) & J.P. Tokoto (10 pts, 10 rebs), North Carolina, 2/28/15

Team Scored 100 Points

Miami 105 vs. Mississippi State, 11/19/15
Opponent 105, North Carolina, 1/31/07

Team Scored 50 Points in a Half

Miami 55 (2nd half) at La Salle, 12/22/15
Opponent 50 (2nd half) vs. Louisiana, 11/16/15

Team Shot 50 Percent in Both Halves

Miami .500 (15-30) / .559 (19-34) at La Salle, 12/22/15
Opponent .563 (9-16) / .520 (13-25) at Florida State, 2/1/15

Team Shot 60 Percent in a Half

Miami .621 (18-29), second half, vs. Princeton, 12/29/15
Opponent .611 (11-18), second half, at Virginia, 1/12/16

Team Shot 70 Percent in a Half

Miami .739 (17-23), first half, at Florida State, 2/13/13

Team Shot 60 Percent in a Game

Miami .638 (30-47), at Florida State, 2/13/13
Opponent .622 (23-37), Clemson, 12/21/08

Team Shot Less Than 30 Percent in a Game

Miami .293 (12-41), vs. Eastern Kentucky, 12/19/14
Opponent .298 (9-19), at La Salle, 12/22/15

THE LAST TIME A MIAMI FRESHMAN ...

Scored 26+ Points:	Durand Scott, 29, vs. North Carolina, 3/02/10
Scored 20-25 Points:	Deandre Burnett, 21, vs. Green Bay, 12/6/14
Perfect from Field (5+ att):	Reggie Johnson (RS), 8-of-8, vs. Wake Forest, 3/11/10
Perfect from 3-Point (3+ att):	Anthony Lawrence, 3-of-3, vs. Charleston, 12/19/15
10+ Rebounds:	Reggie Johnson (RS), 12, vs. Virginia Tech, 03/12/10
10+ Assists:	Durand Scott, 10, vs. North Carolina Central, 11/14/09
5-9 Assists:	Ja'Quan Newton, 5, at Notre Dame, 1/17/15
5+ Steals:	Shane Larkin, 6, vs. North Carolina, 01/10/12
4+ Blocks:	Raphael Akpejori, 4, McNeese State, 11/24/10
Double-Double:	Julian Gamble (RS), 13 points, 13 rebounds, North Florida, 12/31/08

Official Basketball Box Score - Game Totals - Final Statistics

Dowling vs Miami

11-04-15 7:00 p.m. at Coral Gables, Fla. | BankUnited Center

#	Player	Total			3-Pr			Rebounds			PF	TP	A	TO	Bk	Stl	Min
		FG	FGA	FT	FTA	FG	FGA	FT	FTA	Off							
02	Brown, Tristan	5-13	1-2	0-0	1	3	4	1	5	1	1	0	2	22			
18	Hickey, Ryan	2-6	3-10	0-0	0	3	3	0	13	1	5	0	1	32			
29	Abondanza, Vincent	2-6	2-5	0-0	0	0	2	3	0	4	1	0	18				
32	Maxwell, Evan	2-6	0-3	0-0	0	5	3	4	1	1	0	0	36				
50	Guzzardo, Michael	2-9	0-0	0-2	1	2	4	4	4	0	3	0	27				
60	Madellaro, AJ	1-4	0-0	2-2	0	1	1	0	4	2	1	0	12				
61	Richardson, Miking	0-1	0-1	0-0	0	0	0	2	3	0	0	0	13				
11	Lys, Pierre	1-4	0-1	1-3	0	1	1	1	3	0	1	0	17				
21	Hernandez, Daniel	0-3	0-1	0-0	0	0	0	0	0	0	0	0	4				
22	Coleman, Rameel	0-3	0-0	0-0	2	2	0	0	1	0	0	0	8				
42	Pierre, Tyler	2-2	0-0	0-0	2	3	5	4	1	0	0	0	13				
	Team	2-4	0-0	0-0	2	4	6	3	3	0	0	0	3	0	0	0	
	Totals	16-57	5-23	3-7	6	23	18	40	8	23	2	4	200				
	FG % 1st Half: 6.2%	23.1%	2nd Half: 10.3%	32.7%	Game: 16.6%	28.1%							Deatball				
	3FG % 1st Half: 3.1%	20.0%	2nd Half: 2.8%	25.0%	Game: 5.2%	21.7%							Rebounds				
	FT % 1st Half: 0.0%	0.0%	2nd Half: 3.7%	42.9%	Game: 3.7%	42.9%							1				

Miami 91

#	Player	Total	3-Pr	Rebounds	PF	TP	A	TO	Bk	Stl	Min		
FG	FGA	FT	FTA	Off	Def	Total	PF	TP	A	TO	Bk	Stl	Min
05	Davon Reed	-2-7	0-2	3-3	1	4	1	7	1	1	0	20	
19	Sheldon McClellan	-1-13	2-6	0-0	1	1	0	18	0	0	0	20	
13	Angel Rodriguez	-2-6	2-5	0-0	1	3	4	0	3	1	0	19	
23	Tomye Jekiri	-3-4	0-0	3-4	7	10	2	9	3	2	0	20	
33	Ivan Cruz Uceda	-4-9	2-5	0-0	4	1	5	10	3	0	0	22	
60	Ja'Quan Newton	6-8	1-1	0-0	0	0	0	13	2	1	0	21	
02	Anthony Lawrence	2-3	0-4	1-4	1	4	5	1	1	0	0	17	
12	James Palmer	-1-1	0-1	1-1	0	4	4	0	5	2	2	21	
15	Ebuka Izundu	1-4	0-0	0-1	3	4	3	2	2	2	0	11	
20	Mike Robinson	1-1	0-0	0-0	1	1	0	2	0	0	0	3	
21	Kamari Murphy	1-9	0-0	2-2	3	8	11	2	14	1	1	32	
38	Chris Stowell	0-0	0-0	0-0	0	0	0	0	0	0	0	3	
	Team	1-4	0-0	0-0	0	0	0	0	0	0	0	3	
	Totals	37-76	7-24	10-14	17	38	55	12	91	15	11	144	
	FG % 1st Half: 18.3%	52.9%	2nd Half: 19.4%	45.2%	Game: 37.6%	48.7%						Deatball	
	3FG % 1st Half: 6.1%	37.5%	2nd Half: 14.2%	52.0%	Game: 7.2%	29.7%						Rebounds	
	FT % 1st Half: 7.6%	87.5%	2nd Half: 3.6%	50.0%	Game: 10.1%	71.4%						3	

Officials: Technical fouls: Dowling None, Miami None. Attendance: 5426

Score by periods: 1st 2nd Total
Dowling 15 25 40
Miami 49 42 91

Points in the paint: 15 25 40
DOW 15 25 40
MIAMI 49 42 91

Score tied - 0 times
Lead changed - 0 times

Official Basketball Box Score - Game Totals - Final Statistics

UTRGV vs Miami

11-13-15 7:02 p.m. at BankUnited Center | Coral Gables, Fla.

UTRGV 59 - 0-1

#	Player	Total	3-Pr	Rebounds	PF	TP	A	TO	Bk	Stl	Min		
FG	FGA	FT	FTA	Off	Def	Total	PF	TP	A	TO	Bk	Stl	Min
03	Thompson, JJ	-1-5	1-3	2-2	0	1	1	3	5	4	0	1	30
20	Dixon, Nick	-0-7	0-2	1-2	1	3	4	1	1	1	0	1	19
29	Konata, Dan	-5-11	0-0	0-0	0	5	3	10	1	1	0	0	8
34	Hines, Shaquille	-7-14	3-4	1-1	3	3	6	4	18	0	0	0	24
35	Slaughter, Dakota	-2-7	1-5	0-0	1	2	4	5	1	3	0	0	28
01	Osborne, Everett	2-3	1-2	2-2	0	1	1	7	0	1	0	1	17
05	Jones, Walter	1-1	0-0	0-0	0	0	0	3	2	0	0	0	8
32	Rwabigwi, Adonis	0-1	0-0	0-0	0	3	3	0	2	1	0	15	
44	Kueneke, Christopher	0-0	0-0	2-3	0	1	1	2	0	1	0	0	4
05	Green, Antonio	4-6	1-3	0-0	1	4	4	3	9	1	0	1	30
	Team	4-6	1-3	0-0	1	6	7	1	6	7	0	1	
	Totals	22-55	7-19	6-12	6	28	34	26	59	9	15	41	
	FG % 1st Half: 8.2%	29.6%	2nd Half: 14.2%	50.0%	Game: 22.5%	40.0%						Deatball	
	3FG % 1st Half: 3.1%	30.0%	2nd Half: 9.9%	44.4%	Game: 7.0%	36.9%						Rebounds	
	FT % 1st Half: 1.2%	50.0%	2nd Half: 7.1%	70.0%	Game: 6.2%	66.7%						1	

Miami 86 - 1-0

#	Player	Total	3-Pr	Rebounds	PF	TP	A	TO	Bk	Stl	Min		
FG	FGA	FT	FTA	Off	Def	Total	PF	TP	A	TO	Bk	Stl	Min
05	Davon Reed	-4-11	0-4	9-9	1	2	3	14	0	0	0	1	24
19	Sheldon McClellan	-6-10	2-4	4-4	1	3	4	3	18	1	0	1	29
13	Angel Rodriguez	-2-10	1-7	0-1	1	2	1	5	7	0	0	2	32
23	Tomye Jekiri	-2-5	0-1	3-4	2	10	12	7	1	1	0	0	28
33	Ivan Cruz Uceda	-5-9	4-7	2-2	1	6	7	2	16	1	0	1	26
60	Ja'Quan Newton	-3-6	0-1	5-7	2	0	11	3	3	0	1	23	
02	Anthony Lawrence	0-1	0-0	1-2	0	2	2	1	1	0	0	0	6
12	James Palmer	3-4	1-1	3-4	1	4	5	3	4	1	0	0	17
15	Ebuka Izundu	0-0	0-0	0-0	0	0	0	2	0	0	0	0	4
20	Mike Robinson	1-2	1-2	0-0	1	1	1	3	0	0	0	0	3
25	Chris Stowell	0-1	0-1	0-0	0	0	0	0	0	0	0	0	2
	Team	1-2	0-0	6-6	0	6	6	0	0	0	0	0	
	Totals	26-62	10-31	24-33	15	30	45	16	86	14	8	61	
	FG % 1st Half: 27.0%	27.6%	2nd Half: 18.3%	54.3%	Game: 20.6%	41.9%						Deatball	
	3FG % 1st Half: 0.0%	0.0%	2nd Half: 10.0%	0.0%	Game: 9.1%	62.9%						Rebounds	
	FT % 1st Half: 91.7%	91.7%	2nd Half: 13.2%	61.9%	Game: 24.3%	72.7%						2	

Officials: Clarence Armstrong, Tim Eberole, Bob Testa
Technical fouls: UTRGV None, Miami None. Attendance: 6907

Score by periods: 1st 2nd Total
UTRGV 20 39 59
Miami 28 58 86

Points in the paint: 20 39 59
UTRGV 20 39 59
MIAMI 28 58 86

Score tied - 3 times
Lead changed - 3 times

Official Basketball Box Score - Game Totals - Final Statistics

Louisiana 77 - 1-1

11-16-15 7:00 p.m. at BankUnited Center | Coral Gables, Fla.

#	Player	Total	3-Pr	Rebounds	PF	TP	A	TO	Bk	Stl	Min		
FG	FGA	FT	FTA	Off	Def	Total	PF	TP	A	TO	Bk	Stl	Min
21	Long, Shawn	9-17	0-2	3-8	6	7	13	4	21	1	4	2	33
32	Washington, Bryce	5-10	1-5	0-0	2	0	2	2	11	2	2	0	25
01	Ingright, Jay	4-9	0-0	0-0	0	3	3	0	2	13	8	1	20
13	Register, Hayward	1-2	1-2	2-3	0	1	1	5	0	1	0	0	11
22	Stove, Johnathan	8-10	0-0	2-2	0	3	3	3	2	1	2	0	22
03	Walker, Devonta	6-7	0-0	1-2	3	2	5	4	11	0	1	0	15
07	Wooten, Tyrone	0-3	0-1	0-0	0	0	0	0	0	0	0	0	7
04	Wronkowski, Steven	1-3	0-0	0-0	1	2	2	2	1	2	2	0	17
05	Shepherd, Kasey	4-9	2-5	2-2	1	2	3	2	12	2	1	0	22
16	Edgman, Jay	0-2	0-1	0-0	0	1	1	1	1	0	0	0	14
23	Williams, Tremone	0-0	0-0	0-0	0	0	0	0	1	0	0	0	4
	Team	4-1	0-0	4-4	0	1	1	0	4	1	0	0	
	Totals	29-63	5-20	14-24	18	20	38	23	77	14	13	3	
	FG % 1st Half: 10.2%	41.7%	2nd Half: 19.3%	48.7%	Game: 29.4%	46.7%						Deatball	
	3FG % 1st Half: 2.9%	22.2%	2nd Half: 31.1%	27.3%	Game: 5.2%	25.0%						Rebounds	
	FT % 1st Half: 5.9%	55.6%	2nd Half: 9.1%	60.0%	Game: 14.2%	58.3%						0	

Miami 93 - 2-0

#	Player	Total	3-Pr	Rebounds	PF	TP	A	TO	Bk	Stl	Min		
FG	FGA	FT	FTA	Off	Def	Total	PF	TP	A	TO	Bk	Stl	Min
33	Ivan Cruz Uceda	5-7	3-5	0-0	0	3	3	3	13	0	0	0	29
23	Tomye Jekiri	6-26	0-1										

Official Basketball Box Score - Game Totals - Final Statistics

Florida vs Miami
12-08-15 7:02 p.m. at BankUnited Center | Coral Gables, Fla.

Player	Total			3-Pr			Rebounds			PF	TP	A	TO	Bk	Sl	Min
	FG	FGA	FT	FTA	FT%	FT	FTA	FT%	Def							
00 Hill, Kevin	1-7	0-3	2-3	0	0	0	5	4	1	0	0	1	21			
03 Robinson, Devon	2-10	0-1	1-1	1	5	6	3	11	2	0	0	30				
04 Allen, Kevaucho	5-7	0-0	0-0	2	2	1	2	0	0	0	0	21				
10 Finney-Smith, Dorian	4-7	1-2	3-8	1	5	6	2	12	0	2	0	34				
15 Egbunu, John	5-10	0-0	4-4	2	3	5	4	14	0	2	0	30				
11 Walker, DeVon	0-0	0-0	1	0	1	1	0	0	1	0	1	8				
02 Francis-Ramirez, B.	2-7	0-2	0-0	1	1	2	4	1	0	0	0	18				
11 Chiozza, Chris	1-4	0-2	0-0	2	2	5	2	3	2	0	1	20				
13 Hayes, Kevarius	1-2	0-0	1	1	2	2	0	2	0	1	0	10				
24 Leon, Justin	3-3	0-1	0-0	2	3	1	0	0	0	1	0	17				
32 Rimmer, Schuyler	0-0	0-0	0-0	1	1	2	0	0	0	0	0	1				
Team	22-57	1-12	10-16	1	1	2	23	55	7	10	1	51	200			
Totals	60-118	11-28	40-76	9	22	31	23	55	7	10	1	51	200			

FG % 1st Half:	9-25	36.0%	2nd half:	13-32	40.6%	Game:	22-57	38.8%	Deatball	
3FG % 1st Half:	1-6	16.7%	2nd half:	0-6	0.0%	Game:	1-12	6.3%	Rebounds	
FT % 1st Half:	8-7	71.4%	2nd half:	5-9	55.6%	Game:	10-16	62.5%		

Miami 66 • 8-1

Player	Total			3-Pr			Rebounds			PF	TP	A	TO	Bk	Sl	Min
	FG	FGA	FT	FTA	FT%	FT	FTA	FT%	Def							
05 Davon Reed	2-8	1-4	0-0	0	4	4	2	5	0	2	3	27				
10 Sheldon McClellan	7-12	3-4	7-8	1	4	5	0	24	1	1	0	1	37			
13 Angel Rodriguez	5-8	3-5	4-4	0	3	3	17	2	0	3	0	29				
21 Kamari Murphy	2-11	0-1	2-4	0	6	4	8	1	1	1	0	34				
23 Tonye Jekiri	3-4	0-0	3-4	5	9	3	9	1	3	0	0	27				
00 JaQuan Newton	0-2	0-0	3-4	0	1	1	3	3	0	0	0	19				
12 James Palmer	0-3	0-1	0-0	1	1	1	0	1	0	0	0	10				
15 Ebuka Izundu	0-3	0-0	0-0	1	1	1	0	0	0	0	0	4				
33 Ivan CruzLoeda	0-4	0-2	0-0	3	3	3	0	0	1	0	0	13				
Team	1-8	1-8	1-8	0	0	0	9	9	0	0	0	1				
Totals	20-51	7-17	19-24	11	31	42	17	66	9	14	6	71	200			

FG % 1st Half:	13-34	38.2%	2nd half:	7-17	41.2%	Game:	20-51	39.2%	Deatball	
3FG % 1st Half:	4-11	36.4%	2nd half:	3-6	50.0%	Game:	7-17	41.2%	Rebounds	
FT % 1st Half:	3-4	75.0%	2nd half:	16-20	80.0%	Game:	19-24	79.2%		

Officials: Roger Ayers, Les Jones, Patrick Adams
Technical fouls: Florida-None, Miami-None
Attendance: 7972

Score by periods	1st	2nd	Total
Florida	24	42	66
Miami	33	33	66

Last FG - UF 2nd-01:07, UM 2nd-06:37
Largest Lead - UF by 11e:16:45, UM by 15:20:51
UF led for 00:13, UM led for 28:39, Game was tied for 00:18

Official Basketball Box Score - Game Totals - Final Statistics

Co. of Charleston vs Miami
12-19-15 2 p.m. at BankUnited Center | Coral Gables, Fla.

Player	Total			3-Pr			Rebounds			PF	TP	A	TO	Bk	Sl	Min
	FG	FGA	FT	FTA	FT%	FT	FTA	FT%	Def							
03 Brantley, Jarrell	1-5	0-2	5-7	4	7	11	4	10	2	0	1	30				
23 Harris, Nick	1-2	0-0	1-2	0	2	2	5	5	1	1	0	18				
03 Hulsev, Payton	2-2	0-0	0-0	3	2	5	4	4	3	2	0	20				
12 Johnson, Cameron	0-4	0-1	0-0	1	2	3	0	1	4	0	1	21				
24 Barry, Canyon	8-20	2-6	2-4	0	1	1	20	0	2	0	0	38				
00 Gilmore, Donovan	1-3	0-0	0-0	1	2	3	1	2	0	0	0	6				
11 Bailey, Evan	0-2	0-0	0-0	0	0	2	0	0	1	0	1	13				
05 O'Donoghue, Terrence	0-2	0-0	0-0	1	1	1	0	0	1	0	0	10				
21 Pointer, Marquise	4-10	2-4	1-1	0	1	1	0	11	6	3	0	29				
44 Bourne, James	3-4	0-0	2-3	1	0	1	4	8	0	1	0	15				
Team	0	0	0	0	0	0	0	4	4	0	0	0				
Totals	24-61	4-13	11-17	10	22	32	25	63	12	17	0	131	200			

FG % 1st Half:	11-27	40.7%	2nd half:	13-34	38.2%	Game:	24-61	39.3%	Deatball	
3FG % 1st Half:	3-7	42.9%	2nd half:	1-6	16.7%	Game:	4-13	30.8%	Rebounds	
FT % 1st Half:	7-10	70.0%	2nd half:	4-7	57.1%	Game:	11-17	64.7%		

Miami 85 • 9-1

Player	Total			3-Pr			Rebounds			PF	TP	A	TO	Bk	Sl	Min
	FG	FGA	FT	FTA	FT%	FT	FTA	FT%	Def							
21 Kamari Murphy	2-5	0-1	0-0	0	6	6	2	4	0	2	3	22				
03 Tonye Jekiri	4-6	0-0	3-6	8	6	10	2	1	0	1	0	25				
05 Davon Reed	2-6	0-4	3-4	0	0	0	2	9	1	0	0	21				
10 Sheldon McClellan	4-9	0-3	6-7	0	3	3	14	1	1	0	1	28				
13 Angel Rodriguez	3-8	1-4	2-4	0	2	2	9	5	5	0	0	25				
21 Kamari Murphy	6-8	1-2	7-8	1	6	7	10	2	3	1	0	43				
03 Anthony Lawrence	4-4	3-3	0-0	2	2	2	4	11	1	0	2	16				
12 James Palmer	2-4	0-2	0-2	0	2	2	0	4	1	2	0	19				
15 Ebuka Izundu	0-1	0-0	1-2	0	1	1	1	0	0	0	0	3				
20 Mike Robinson	0-0	0-0	0-0	0	0	0	0	0	0	0	0	1				
33 Ivan CruzLoeda	1-2	1-2	0-0	1	2	3	4	3	1	2	0	16				
35 Chris Stowell	1-1	0-0	0-0	1	0	1	0	0	0	0	0	1				
Team	0	0	0	0	0	0	0	3	3	0	0	0				
Totals	29-52	8-21	19-28	5	32	37	20	85	14	17	3	111	200			

FG % 1st Half:	14-28	50.0%	2nd half:	15-24	62.5%	Game:	29-52	55.8%	Deatball	
3FG % 1st Half:	3-11	27.3%	2nd half:	5-10	50.0%	Game:	8-21	38.1%	Rebounds	
FT % 1st Half:	10-14	71.4%	2nd half:	9-14	64.3%	Game:	19-28	67.9%		

Officials: Tim Kelley, Jerry Healer
Technical fouls: Co. of Charleston-None, Miami-None
Attendance: 6992

Score by periods	1st	2nd	Total
Co. of Charleston	52	31	83
Miami	41	44	85

Last FG - CFC 2nd-01:13, UM 2nd-02:37
Largest Lead - CFC by 11:19:16, UM by 28:04:33
CFC led for 00:35, UM led for 04:54, Game was tied for 00:27

Official Basketball Box Score - Game Totals - Final Statistics

Miami vs La Salle
12-22-15 5:06 pm at Philadelphia, Pa. (The Palestra)

Player	Total			3-Pr			Rebounds			PF	TP	A	TO	Bk	Sl	Min
	FG	FGA	FT	FTA	FT%	FT	FTA	FT%	Def							
21 Kamari Murphy	1-3	0-0	0-0	2	8	10	2	6	1	0	1	25				
03 Tonye Jekiri	4-4	0-0	2-3	3	11	14	3	10	2	2	0	21				
05 Davon Reed	5-8	0-2	3-4	0	6	6	2	7	2	0	1	21				
10 Sheldon McClellan	2-5	2-3	2-2	1	1	2	1	4	6	0	0	26				
13 Angel Rodriguez	2-8	0-3	7-8	1	1	2	11	1	1	0	1	19				
00 JaQuan Newton	5-10	0-0	0-1	0	1	1	0	10	3	1	0	21				
03 Anthony Lawrence	1-4	0-2	0-0	1	1	2	1	2	3	0	0	14				
12 James Palmer	1-6	1-3	3-4	1	1	2	3	6	1	2	0	1	22			
20 Mike Robinson	1-2	1-2	0-0	0	0	0	0	3	0	0	0	2				
33 Ivan CruzLoeda	7-8	4-5	2-2	1	5	6	3	20	1	0	0	18				
35 Chris Stowell	0-0	0-0	0-0	1	1	1	0	0	0	0	0	0				
Team	0	0	0	0	0	0	0	1	1	0	0	0				
Totals	34-64	8-20	19-24	12	39	51	18	95	17	8	3	200				

FG % 1st Half:	15-30	50.0%	2nd half:	19-34	55.9%	Game:	34-64	53.1%	Deatball	
3FG % 1st Half:	4-11	36.4%	2nd half:	4-9	44.4%	Game:	8-20	40.0%	Rebounds	
FT % 1st Half:	6-9	66.7%	2nd half:	13-15	86.7%	Game:	19-24	79.2%		

La Salle 49 • 4-5

Player	Total			3-Pr			Rebounds			PF	TP	A	TO</
--------	-------	--	--	------	--	--	----------	--	--	----	----	---	------

Official Basketball Box Score - Game Totals - Final Statistics

Wake Forest vs Miami
01-23-16 12 p.m. at BankUnited Center | Coral Gables, Fla.

Wake Forest 63 - 10-9, 1-6

#	Player	Total		3-Pr		Rebounds		PF	TP	A	TO	Blk	Stl	Min
		FG	FGA	FG	FGA	Off	Def							
00	Codi Miller-McIntyre	0-4	0-1	0-0	2	2	4	4	0	1	1	0	1	23
02	Devin Thomas	5-13	0-0	2-4	2	7	9	2	12	1	4	2	1	36
10	Michael Wilbekin	3-9	2-6	2-2	0	2	3	10	1	0	0	1	25	
13	Bryant Crawford	4-15	3-6	1-4	1	4	5	2	12	6	6	0	2	38
44	Dinos Mitoglou	3-6	1-4	0-0	2	2	4	5	7	1	1	0	1	24
04	Doral Moore	2-2	0-0	0-0	3	0	3	2	4	0	1	2	0	5
20	John Collins	3-5	0-0	4-4	3	1	4	3	10	0	1	0	0	15
23	Rondale Watson	2-3	0-0	2-4	1	2	3	0	6	0	0	0	0	16
25	Cornelius Hudson	1-2	0-1	0-0	0	2	2	1	2	3	2	0	0	17
43	Trent VanHorn	0-0	0-0	0-0	0	0	0	0	0	0	0	0	0	1
Team				0		1		1						
Totals		23-59	6-18	11-18	14	23	37	22	63	13	16	4	6	200

FG % 1st Half:	13:27	48.1%	2nd half:	10:32	31.3%	Game:	23:59	39.0%	Deatball
3FG % 1st Half:	2-6	40.0%	2nd half:	4-13	30.8%	Game:	6-18	33.3%	Rebounds
FT % 1st Half:	5-7	71.4%	2nd half:	6-11	54.5%	Game:	11-18	61.1%	2

Miami 77 - 15-3, 4-2

#	Player	Total		3-Pr		Rebounds		PF	TP	A	TO	Blk	Stl	Min
		FG	FGA	FG	FGA	Off	Def							
05	Davon Reed	1-10	0-4	2-2	3	2	5	1	4	1	0	1	1	27
10	Sheldon McClellan	3-10	0-3	8-8	1	5	6	2	14	5	3	0	3	33
13	Angel Rodriguez	4-9	2-5	4-4	1	3	4	2	14	2	4	0	5	31
21	Kaman Murphy	2-9	0-0	0-0	4	3	7	3	4	2	0	0	1	24
23	Tonye Jekiri	4-6	0-0	0-1	4	8	12	2	8	1	0	1	0	34
00	JaQuan Newton	5-10	1-1	7-9	1	0	1	3	18	1	2	0	0	25
03	Anthony Lawrence	0-1	0-1	0-0	0	0	0	0	0	0	0	0	0	1
12	James Palmer	2-3	2-2	1-2	0	0	0	0	7	0	1	0	2	10
33	Ivan CruzJoceda	2-6	2-4	2-2	2	4	6	3	8	0	0	2	0	15
Team				4		6		16		7		7		
Totals		23-64	7-20	24-28	20	27	47	16	77	12	10	4	12	200

FG % 1st Half:	11:32	34.4%	2nd half:	12:32	37.5%	Game:	23:64	35.9%	Deatball
3FG % 1st Half:	5-13	38.5%	2nd half:	2-7	28.6%	Game:	7-20	35.0%	Rebounds
FT % 1st Half:	8-11	72.7%	2nd half:	16-17	94.1%	Game:	24-28	85.7%	2

Officials: Les Jones, Brian Dorey, William Humes
Technical fouls: Wake Forest-None, Miami-Kaman Murphy.
Attendance: 6928

Score by periods	1st	2nd	Total
Wake Forest	33	30	63
Miami	35	42	77

Last FG - WF 2nd-00:28, LM 2nd-01:09.
Largest lead - WF by 3 1st-19:45, LM by 17 2nd-01:56.
WF led for 02:00, LM led for 33:23. Game was tied for 04:28.

	In	Off	2nd	Fast	Bench
Points	Paint	T/O	Chance	Break	
WF	30	13	17	6	22
LM	24	12	13	8	33

Score tied - 5 times.
Lead changed - 3 times.

Official Basketball Box Score - Game Totals - Final Statistics

Duke vs Miami
01-25-16 7 p.m. at BankUnited Center | Coral Gables, Fla.

Duke 69 - 15-6, 4-4 ACC

#	Player	Total		3-Pr		Rebounds		PF	TP	A	TO	Blk	Stl	Min
		FG	FGA	FG	FGA	Off	Def							
05	Grayson Allen	6-17	1-5	4-6	3	1	4	3	17	2	3	0	1	39
06	Luke Kennard	3-8	1-3	2-3	0	5	5	1	9	2	0	0	1	32
13	Matt Jones	4-11	2-5	0-0	3	1	4	5	10	0	2	0	0	33
16	Brandon Ingram	8-13	1-3	2-2	3	7	10	2	19	2	4	0	1	38
40	Marshall Plumlee	1-4	0-0	5-6	4	5	9	1	7	1	1	0	0	36
02	Chase Jeter	0-1	0-0	0-0	0	0	0	1	0	0	0	0	0	2
12	Derryck Thornton	3-6	1-4	0-0	0	0	0	0	7	1	0	0	0	19
Team				3		5		1						
Totals		25-60	6-20	13-17	16	21	37	13	69	8	11	0	3	200

FG % 1st Half:	12:28	42.9%	2nd half:	13:32	40.6%	Game:	25-60	41.7%	Deatball
3FG % 1st Half:	3-11	27.3%	2nd half:	3-9	33.3%	Game:	6-20	30.0%	Rebounds
FT % 1st Half:	4-5	80.0%	2nd half:	9-12	75.0%	Game:	13-17	76.5%	

Miami 80 - 17-3, 5-2 ACC

#	Player	Total		3-Pr		Rebounds		PF	TP	A	TO	Blk	Stl	Min
		FG	FGA	FG	FGA	Off	Def							
21	Kaman Murphy	1	2-4	0-0	0-0	1	4	5	3	4	0	1	2	0
23	Tonye Jekiri	3	7	0-0	1-1	6	4	10	3	7	3	0	2	0
05	Davon Reed	6	10	2-5	0-0	1	3	4	3	14	1	0	1	27
10	Sheldon McClellan	8	12	1-3	4-6	0	2	2	2	21	3	1	1	0
13	Angel Rodriguez	4	9	3-7	2-2	0	5	5	2	13	1	0	1	32
00	JaQuan Newton	6	11	0-0	3-4	2	3	5	1	15	5	2	0	23
12	James Palmer	1	5	1-4	3-4	0	0	0	0	6	0	0	1	11
33	Ivan CruzJoceda	0	1	0-1	0-0	1	1	2	2	0	1	1	0	11
Team				0		0		0						
Totals		30-59	7-20	13-17	11	22	33	16	80	24	7	7	3	200

FG % 1st Half:	13:29	44.8%	2nd half:	17:30	56.7%	Game:	30-59	50.8%	Deatball
3FG % 1st Half:	6-12	50.0%	2nd half:	1-8	12.5%	Game:	7-20	35.0%	Rebounds
FT % 1st Half:	3-4	75.0%	2nd half:	10-13	76.9%	Game:	13-17	76.5%	1

Officials: Michael Stephens, John Gaffney, Pat Driscoll
Technical fouls: Duke-None, Miami-None.
Attendance: 7972

Score by periods	1st	2nd	Total
Duke	31	38	69
Miami	35	45	80

	In	Off	2nd	Fast	Bench
Points	Paint	T/O	Chance	Break	
DU	34	9	11	6	7
LM	42	13	12	10	21

Last FG - DU 2nd-01:12, LM 2nd-00:02.
Largest lead - DU by 5 1st-16:46, LM by 14 2nd-09:03.
DU led for 03:37, LM led for 32:53. Game was tied for 03:30.

Score tied - 5 times.
Lead changed - 6 times.



IVAN CRUZ UCEDA

Senior | Forward | 6-10 | 217

33

Madrid, Spain | Harcum College (Pa.)

Cruz Uceda Season/Career/ACC Highs

Points	Season: 20, at La Salle, 12/22/15
	Career: 20, at La Salle, 12/22/15
	ACC: 18, at Virginia Tech, 3/7/15
Rebounds	Season: 7, vs. UTRGV, 11/13/15
	Career: 7 (2x) last vs. UTRGV, 11/13/15
	ACC: 6 (2x) last vs. Wake Forest, 1/23/16
Assists	Season: 1 (6x) last vs. Duke, 1/25/16
	Career: 1 (10x) last vs. Duke, 1/25/16
	ACC: 1 (5x) last vs. Duke, 1/25/16
Steals	Season: 2, vs. Charleston, 12/19/15
	Career: 2 (2x) last vs. Charleston, 12/19/15
	ACC: 2, vs. Louisville, 2/3/15
Blocked Shots	Season: 2 (2x) last vs. Wake Forest, 1/23/16
	Career: 2 (4x) last vs. Wake Forest, 1/23/16
	ACC: 2, vs. Wake Forest, 1/23/16
Field Goals	Season: 7, at La Salle, 12/22/15
	Career: 7 (2x) last at La Salle, 12/22/15
	ACC: 7, at Virginia Tech, 3/7/15
Field Goal Attempts	Season: 9, vs. UTRGV, 11/13/15
	Career: 11, at Virginia Tech, 3/7/15
	ACC: 11, at Virginia Tech, 3/7/15
Free Throws	Season: 2 (4x) last vs. Wake Forest, 1/23/16
	Career: 5, vs. Florida State, 2/25/15
	ACC: 5, vs. Florida State, 2/25/15
Free Throw Attempts	Season: 2 (4x) last vs. Wake Forest, 1/23/16
	Career: 6, vs. Florida State, 2/25/15
	ACC: 6, vs. Florida State, 2/25/15
3-Point Field Goals	Season: 4 (2x) last at La Salle, 12/22/15
	Career: 4 (2x) last at La Salle, 12/22/15
	ACC: 3 (3x) last at Virginia Tech, 3/7/15
3-Point Field Goal Attempts	Season: 7, vs. UTRGV, 11/13/15
	Career: 7 (2x) last vs. UTRGV, 11/13/15
	ACC: 7, vs. North Carolina, 2/28/15
Minutes	Season: 29, vs. Louisiana, 11/16/15
	Career: 32, vs. Alabama, 3/21/15
	ACC: 25, vs. North Carolina, 2/28/15

2014-15			
Opposition	P	R	A
at Notre Dame	2	0	0
NC State	2	2	0
at Syracuse	3	5	1
Georgia Tech	5	4	1
at Florida State	2	1	0
Louisville	4	4	0
Clemson	10	5	0
at Wake Forest	2	3	0
Virginia Tech	0	1	0
at Louisville	0	5	1
Florida State	5	3	0
North Carolina	11	2	0
at Pittsburgh	5	3	0
at Virginia Tech	18	5	0
vs Virginia Tech	4	3	0
vs Notre Dame	10	4	0
NC Central	8	5	0
Alabama	9	7	0
at Richmond	0	3	0
vs Temple	6	4	0
vs Stanford	3	5	1

- First name Ivan is pronounced E-von. Last name is Cruise Ew-say-duh. Born in Madrid, Spain. First language is Spanish.
- European style game; Vlade Divac type of player.
- Inside-outside threat. Great shooter for his size.
- Clever player. Will beat guys with his intelligence and skill.
- Very good passer. Good instincts for offensive situations.
- Transformed his body losing 20 pounds and gaining muscle in summer 2015. Now is much quicker and more athletic. Never consistently lifted weights before coming to Miami.
- Did not speak English before attending Harcum College.
- All-American (H.M.) and All-National Tournament Team at Harcum.
- Set school record for rebounds in game (29) and career (635) at Harcum.
- Averaged 14.6 points, 9.6 rebounds, 2.0 assists, 1.1 steals and 1.1 blocks per game at Harcum.
- Helped lead Harcum to the junior college national semifinals.
- Holds season record for 3-point percentage (45.5%).

- Favorites: Food: Cocido (chickpea-based stew from Madrid, Spain). Athlete: Drazen Petrovic. Pro Sports Team: Real Madrid. Music: 80s Music, Otis Redding, Marvin Gaye. Movie: Scarface. TV Show: Spartacus. Book: Drazen Petrovic books. Pro athlete: Larry Bird. Cuban dish: Rice and beans with fried plantains. Ice cream: Mint chip. Favorite place on campus: Weight room.
- Biggest fear: Insects. Best advice received: Believe in yourself. Why UM: Coaches and location. Started playing basketball: 12 years old.

As a Junior (2014-15): Started 6 of 21 games played after missing first 16 due to NCAA transfer rules ... Scored in double digits four times ... Hit multiple 3-pointers six times ... Notched 3-pointer in 12 outings ... In two ACC Tournament games, averaged 7.0 points and 3.5 rebounds in 19.0 minutes ... In five NIT games averaged 5.2 points and 4.8 rebounds in 25.6 minutes per game ...

Harcum College: Ranked No. 55 overall by ESPN ... All-American (H.M.) ... All-National Tournament Team ... Averaged 14.6 points, 9.6 rebounds, 2.0 assists, 1.1 steals and 1.1 blocks in 23.3 minutes per game in second season ... Hit 62.5 percent from field, 45.5 percent from long range and 72.4 percent at line ... Advanced to NJCAA Division I National Semifinals in Hutchinson, Kan., marking first final four appearance in school history ... In NJCAA Region XV Championship, hit 15 of team-best 21 points from behind 3-point line, making five of 10 tries, and grabbed 12 rebounds ... Set school record for rebounds in game (29) and career (635) ... Fourth-highest scorer in Harcum history with 957 points, sixth in blocked shots (76) ... Holds season record for 3-point percentage (45.5%) ... Honors Society.

Personal: First name Ivan is pronounced E-von ... Last name is Cruise Ew-say-duh ... Born Oct. 24, 1991 in Madrid, Spain ... Son of Jose Gabriel Cruz and Pilar Uceda ... Brother to Maria ... Father played pro basketball for Club Deportivo Cajamadrid in Spain ... Will graduate in May 2016 with B.S. Ed. in sports administration ... Attended Giner de los Rios High School ... Played basketball for Estudiantes in Spain where he averaged 12 points and seven rebounds per game ... Also played for Club Baloncesto Alcobendas, Colegio Brains, Club Baloncesto Las Rozas ... Also recruited by Marquette, Ohio State, Penn State and Villanova.

CRUZ UCEDA CAREER STATISTICS								3-Point			Free Throws			Rebounds				Scoring							
Season	GP	GS	Min.	Avg.	FG	FGA	Pct.	FG	FGA	Pct.	FT	FTA	Pct.	Off.	Def.	Tot.	Avg.	PF	FO	Ast.	TO	Blk	Stl	Pts.	Avg.
2014-15	21	6	360	17.1	37	99	.374	21	62	.339	14	17	.824	18	56	74	3.5	19	0	4	13	5	8	109	5.2
2015-16	19	6	327	17.2	45	85	.529	30	61	.492	8	8	1.000	13	53	66	3.5	40	0	6	13	6	4	128	6.7
TOTAL	40	12	687	17.2	82	184	.446	51	123	.415	22	25	.880	31	109	140	3.5	59	0	10	26	11	12	237	5.9

CRUZ UCEDA 2015-16		TOTAL					3-PTS			FREE THROWS			REBOUNDS				PF				A		TO		Blk		Stl		Pts		Avg	
Opponent	Date	GS	Min	FG	FGA	Pct	3FG	FGA	Pct	FT	FTA	Pct	Off	Def	Tot	Avg	PF	FO	A	TO	Blk	Stl	Pts	Avg								
UTRGV	11-13-15	*	26	5	9	.556	4	7	.571	2	2	1.000	1	6	7	7.0	2	0	1	1	0	1	16	16.0								
LOUISIANA	11-16-15	*	29	5	7	.714	3	5	.600	0	0	.000	0	3	3	5.0	3	0	0	0	0	0	13	14.5								
vs Mississippi State	11-19-15	*	22	4	6	.667	2	3	.667	0	0	.000	0	6	6	5.3	3	0	0	1	0	1	10	13.0								
vs Utah	11-20-15	*	18	1	4	.250	1	3	.333	0	0	.000	1	1	2	4.5	2	0	0	1	0	0	3	10.5								
vs Butler	11-22-15	*	20	3	4	.750	2	3	.667	0	0	.000	1	3	4	4.4	1	0	0	2	0	0	8	10.0								
NORTHEASTERN	11-27-15	*	14	1	3	.333	1	3	.333	0	0	.000	0	0	0	3.7	1	0	1	0	0	0	3	8.8								
at Nebraska	12-01-15		9	0	2	.000	0	2	.000	0	0	.000	1	1	2	3.4	1	0	0	1	0	0	0	7.6								
CHARLOTTE	12-05-15		24	4	5	.800	3	4	.750	0	0	.000	0	6	6	3.8	3	0	1	1	0	0	11	8.0								
FLORIDA	12-08-15		13	0	4	.000	0	2	.000	0	0	.000	0	3	3	3.7	3	0	0	1	0	0	0	7.1								
CO. OF CHARLESTON	12-19-15		16	1	2	.500	1	2	.500	0	0	.000	1	2	3	3.6	4	0	1	2	0	2	3	6.7								
at La Salle	12-22-15		18	7	8	.875	4	5	.800	2	2	1.000	1	5	6	3.8	3	0	0	1	0	0	20	7.9								
PRINCETON	12-29-15		12	3	3	1.000	2	2	1.000	0	0	.000	0	1	1	3.6	4	0	0	1	1	0	8	7.9								
SYRACUSE	01-02-16		18	1	6	.167	1	5	.200	2	2	1.000	2	4	6	3.8	0	0	0	0	0	0	5	7.7								
FLORIDA STATE	01-09-16		18	3	6	.500	1	4	.250	0	0	.000	0	3	3	3.7	2	0	1	1	1	0	7	7.6								
at Virginia	01-12-16		22	2	5	.400	2	5	.400	0	0	.000	0	2	2	3.6	2	0	0	0	0	0	6	7.5								
at Clemson	01-16-16		10	2	2	1.000	1	1	1.000	0	0	.000	0	0	0	3.4	0	0	0	0	0	0	5	7.4								
at Boston College	01-20-16		12	1	2	.500	0	0	.000	0	0	.000	2	2	4	3.4	1	0	0	1	0	0	2	7.1								
WAKE FOREST	01-23-16		15	2	6	.333	2	4	.500	2	2	1.000	2	4	6	3.6	3	0	0	0	2	0	8	7.1								
DUKE	01-25-16		11	0	1	.000	0	1	.000	0	0	.000	1	1	2	3.5	2	0	1	1	0	0	0	6.7								



TONYE JEKIRI

Senior | Center | 7-0 | 248

23

Hialeah, Fla. | Champagnat Catholic School (Fla.) | Port Harcourt, Nigeria

Puerto Rico Tip-Off All-Tournament Team, 2015 ACSMA & Coaches 2015 All-ACC Defensive Team 2014-15 Led ACC in rebounds - 9.9 rpg all games, 10.9 ACC games 2014-15 All-ACC Basketball Team, H.M.

Gildan Charleston Classic All-Tournament Team

- Lone remaining player from the 2013 ACC Championship and NCAA Sweet 16 team.
- Only played basketball for five years after moving from Nigeria to South Florida in September 2010 to begin hoops career. Previously played soccer in Africa, but height led him to hoops.
- Terrific learner who picks up concepts quickly.
- Good passer for his size.
- Very good position defender on and off ball.
- Rebounder and shot blocker, developing his offensive game.
- Can play with back to basket or step out for a 15-17-foot jumper.
- Runs the floor like a guard and has unstoppable motor. Exceptionally fast and athletically gifted for a big man.
- Second Florida recruit in Larrañaga era, following Shane Larkin.
- First time he saw snow was on a road trip to UMass on Dec. 1, 2012, during freshman season.
- Acclimated himself well from Nigeria to U.S. culture.
- Chose jersey number 23 because July 23 is birthday.
- Favorites: Food: Rice & chicken. Basketball movie: Love & Basketball.
- Sport besides basketball: Soccer.
- Why UM: The coaching staff.

2012-13			
Opposition	P	R	A
at FGCU	1	2	0
Jacksonville	0	0	0
Michigan State	0	2	0
at Massachusetts	0	0	0
Charlotte	0	0	0
at UCF	3	2	0
at Hawai'i	1	0	0
vs. Arizona	0	2	0
vs. Indiana State	0	0	0
La Salle	0	1	0
at Georgia Tech	2	2	0
at North Carolina	0	1	0
Maryland	2	4	0
at Boston College	0	1	1
Duke	2	2	0
Florida State	4	2	0
at Virginia Tech	2	1	0
at NC State	0	2	1
Boston College	2	4	0
North Carolina	2	2	0
at Florida State	2	2	0
at Clemson	0	0	0
Virginia	2	0	0
at Wake Forest	2	3	0
Virginia Tech	4	2	0
at Duke	2	0	0
Georgia Tech	0	0	0
Clemson	2	3	0
vs. Boston College	0	1	0
vs. NC State	2	3	0
vs. North Carolina	1	1	0
vs. Pacific	6	5	0
vs. Illinois	4	2	1
vs. Marquette	0	3	0

2013-14			
Opposition	P	R	A
St. Francis (NY)	6	9	1
Ga. Southern	2	1	0
Texas Southern	4	4	0
at C of Charleston	6	3	0
UCF	2	3	0
vs Geo. Wash.	2	1	1
at CS Fullerton	4	4	0
vs Arizona State	0	3	0
at Nebraska	2	7	1
Virginia Tech	2	7	0
at Savannah St.	4	1	1
La Salle	9	7	0
Loyola	10	4	2
at Syracuse	5	3	2
at North Carolina	2	10	1
Florida State	2	7	1
at Georgia Tech	0	3	0
Duke	8	9	0
Syracuse	3	5	4
at Maryland	0	6	0
Norfolk State	4	2	1
Pittsburgh	3	4	0
NC State	0	4	0
at Florida State	15	6	0
at Virginia Tech	0	3	0
Notre Dame	2	6	2
Boston College	5	7	1
at Virginia	4	6	0
at NC State	14	13	0
at Clemson	2	2	0
Wake Forest	6	9	1
vs Virginia Tech	5	12	2
vs NC State	6	9	1

2014-15			
Opposition	P	R	A
Howard	6	11	1
at Florida	8	8	1
vs Drexel	8	13	4
vs Akron	8	16	0
vs Charlotte	11	7	1
at Charlotte	4	13	1
South Alabama	13	8	8
Illinois	6	9	2
Green Bay	2	3	1
Savannah State	8	9	3
Eastern Kentucky	2	6	0
La Salle	12	10	2
Charleston	8	8	1
Virginia	8	12	3
Boston College	13	15	0
at Duke	10	10	0
at Notre Dame	8	13	0
NC State	6	10	0
at Syracuse	13	15	1
Georgia Tech	13	9	0
at Florida State	4	5	0
Louisville	10	10	2
Clemson	6	17	2
at Wake Forest	6	3	0
at Boston College	12	15	0
Virginia Tech	15	15	2
at Louisville	13	15	1
Florida State	12	11	0
North Carolina	6	7	0
at Pittsburgh	10	11	1
at Virginia Tech	4	3	1
vs Virginia Tech	9	8	1
vs Notre Dame	11	11	0
NC Central	11	6	2
Alabama	9	12	0
at Richmond	8	10	1
vs Temple	4	2	0

Jekiri Season / Career Highs

Points
Season: 20, vs. Utah, 11/21/15
Career: 20, vs. Utah, 11/21/15
ACC: 15 (2x) last vs. Virginia Tech, 2/18/15

Rebounds
Season: 17, at Boston College, 1/20/16
Career: 17 (2x) last at Boston College, 1/20/16
ACC: 17 (2x) last at Boston College, 1/20/16

Assists
Season: 3, vs. Duke, 1/25/16
Career: 8, vs. South Alabama, 11/28/14
ACC: 4, vs. Syracuse, 1/25/14

Steals
Season: 1 (4x) last at Clemson, 1/16/16
Career: 4, at Duke, 1/13/15
ACC: 4, at Duke, 1/13/15

Blocked Shots
Season: 5, vs. Northeastern, 11/28/15
Career: 5 (3x) last vs. Northeastern, 11/28/15
ACC: 5, vs. Clemson, 2/8/15

Field Goals
Season: 8, vs. Utah, 11/21/15
Career: 8, vs. Utah, 11/21/15
ACC: 6, (2x) last at Louisville, 2/21/15

Field Goal Attempts
Season: 10 (2x) last at Clemson, 1/16/16
Career: 14, vs. Louisville, 2/3/15
ACC: 14, vs. Louisville, 2/3/15

Free Throws
Season: 4 (2x) last vs. Butler, 11/22/15
Career: 8, at Boston College, 2/16/15
ACC: 8, at Boston College, 2/16/15

Free Throw Attempts
Season: 5, vs. Utah, 11/21/15
Career: 10, at Boston College, 2/16/15
ACC: 10, at Boston College, 2/16/15

3-Point Field Goals
Season: --
Career: 1, vs. Alabama, 3/21/15
ACC: --

3-Point Field Goal Attempts
Season: 1 (3x) last at Nebraska, 12/1/15
Career: 1 (2x) vs. UTRGV, 11/13/15
ACC: 1, vs. Florida State, 1/9/16

Minutes
Season: 39, at Nebraska, 12/1/15
Career: 47, at Boston College, 2/16/15
ACC: 47, at Boston College, 2/16/15

As a Junior (2014-15): Final 2015 NCAA rankings: No. 5 total rebounds; No. 20 defensive rebounds per game; No. 21 rebounds per game; No. 43 double doubles; No. 44 offensive rebounds per game; No. 91 total blocks. **Among ACC players in all games:** No. 1 rebounds (9.9); No. 1 defensive rebounds (6.7); No. 4 offensive rebounds (3.2); No. 5 blocked shots (1.4) ... **Among ACC players in league games only:** No. 1 rebounds (10.9) ... No. 1 defensive rebounds (7.3); No. 2 offensive rebounds (3.6); No. 6 blocked shots (1.3). **Season:** Started all 27 games played, missing NIT championship game due to injury ... Eleven double-doubles overall, led ACC with nine in league play ... Four straight double-doubles from Feb. 16 to Feb. 25 ... Hit first career 3-point attempt vs. Alabama, 3/21 ... First Miami player to average 10+ rebounds per game in ACC play ... Led ACC with 21 10+-rebound games. Second-most was 14 ... Received second-most votes for ACC most improved player of the year and third-most votes for ACC defensive player of the year ... In ACC games from 2014-15, improved his free throw percentage 18.1 percent, field goal percentage 9.0 percent, points 5.6 per game, rebounds 5.3 per game and blocks 0.5 per game. Also improved double-doubles from one to nine ... Double-digit rebounds in 21 games, 13 times in ACC play ... Scored double digits 15 times ... In two ACC Tournament games, averaged 10.0 points and 9.5 rebounds in 29.0 minutes.

High School: Rated the 17th-best center in the country by ESPN.com and No. 13 by Scout.com ... Averaged 20 points, 12 rebounds and 5 blocks per game as a senior ... Notched 45 points and 20 rebounds in regional semifinals and 18 points, 14 rebounds and six blocks in regional finals ... Led his team to the 2A state title game ... First team 2011-12 Boys Class 2A All-State Team ... First Team All-FHSAA Tournament at state championships ... Orlando Sentinel's 2011-12 All-Florida boys basketball team ... Averaged 14 points and 10 rebounds per game as a junior with Champagnat, his first year of organized hoops ... Team MVP ... Team captain ... On the AAU circuit, played for Team Breakdown ... Dominated at the Source Hoops Elite Camp and led Team Breakdown to championships in the Breakdown Hoops Festival and the Big Shots Myrtle Beach I ... Can play with his back to the basket or step out for a 10-12-foot shot ... Runs the floor like a guard and has an unstoppable motor.

Personal: Born July 23, 1994 in Nigeria ... Given name is Tonye Frank Jekiri (TAHN-yay Ja-KEER-EE) ... Son of Emilinia and Frank ... Brother to Tammie, Omiebi and Boma ... Expecting to graduate in May 2016 with B.S. Ed. in sports administration ... Chose his jersey number 23 because July 23 is his birthday ... Originally from Nigeria, Jekiri moved to South Florida in September 2010 to begin his basketball career ... Previously played soccer ... Chose Miami over considerations from Virginia Tech, Clemson, Florida State, Auburn, Vanderbilt and Alabama ... Jekiri was Larrañaga's second recruit from the state of Florida, joining former Canes PG Shane Larkin from Orlando, Fla.

JEKIRI CAREER STATISTICS		3-Point			Free Throws			Rebounds				Scoring													
Season	GP	GS	Min.	Avg.	FG	FGA	Pct.	FT	FTA	Pct.	Off.	Def.	Tot.	Avg.	PF	FO	Ast.	TO	Blk	Stl	Pts.	Avg.			
2012-13	34	0	235	6.9	18	35	.514	0	0	.000	11	20	.550	28	27	55	1.6	35	0	4	11	11	7	47	1.4
2013-14	33	16	705	21.4	57	125	.456	0	0	.000	25	43	.581	67	113	180	5.5	87	5	22	31	29	21	139	4.2
2014-15	37	37	1120	30.3	123	246	.500	1	1	1.000	70	96	.729	118	248	366	9.9	114	5	42	51	51	21	317	8.6
2015-16	19	19	562	29.6	65	120	.542	0	4	.000	26	39	.667	59	131	190	10.0	53	0	17	27	27	5	156	8.2
TOTAL	123	72	2622	21.3	263	526	.500	1	5	.200	132	198	.667	272	519	791	6.4	289	10	85	120	118	54	659	5.4

JEKIRI 2015-16		TOTAL		3-PTS		FREE THROWS			REBOUNDS			SCORING												
Opponent	Date	GS	Min	FG	FGA	Pct	3FG	FGA	Pct	FT	FTA	Pct	Off	Def	Tot	Avg	PF	FO	A	TO	Blk	Stl	Pts	Avg
UTRGV	11-13-15	*	28	2	5	.400	0	1	.000	3	4	.750	2	10	12	12.0	3	0	1	1	0	0	7	7.0
LOUISIANA	11-16-15	*	23	2	6	.333	0	1	.000	0	1	.000	1	3	4	8.0	4	0	1	2	0	0	4	5.5
vs Mississippi State	11-19-15	*	18	3	5	.600	0	0	.000	2	2	1.000	3	7	10	8.7	3	0	2	3	1	0	8	6.3
vs Utah	11-20-15	*	32	8	10	.800	0	0	.000	4	5	.800	5	7	12	9.5	2	0	1	1	1	1	20	9.8
vs Butler	11-22-15	*	34	4	6	.667	0	0	.000	4	4	1.000	4	8	12	10.0	4	0	1	3	2	0	12	10.2
NORTHEASTERN	11-27-15	*	37	4	8	.500	0	0	.000	0	1	.000	2	10	12	10.3	2	0	2	2	5	0	8	9.8
at Nebraska	12-01-15	*	39	2	8	.250	0	1	.000	3	3	1.000	2	8	10	10.3	3	0	2	2	2	0	7	9.4
CHARLOTTE	12-05-15	*	18	4	6	.667	0	0	.000	0	1	.000	0	10	10	10.3	2	0	0	0	0	0	8	9.3
FLORIDA	12-08-15	*	27	3	4	.750	0	0	.000	3	4	.750	5	4	9	10.1	3	0	1	3	3	0	9	9.2
CO. OF CHARLESTON	12-19-15	*	25	5	6	.833	0	0	.000	0	0	.000	3	5	8	9.9	3	0	2	1	0	1	10	9.3
at La Salle	12-22-15	*	21	4	4	1.000	0	0	.000	2	3	.667	3	11	14	10.3	3	0	0	2	1	0	10	9.4
PRINCETON	12-29-15	*	30	3	5	.600	0	0	.000	1	2	.500	4	4	8	10.1	2	0	0	0	2	0	7	9.2
SYRACUSE	01-02-16	*	33	2	5	.400	0	0	.000	0	1	.000	1	2	3	9.5	3	0	0	1	1	0	4	8.8
FLORIDA STATE	01-09-16	*	33	4	7	.571	0	1	.000	0	0	.000	2	8	10	9.6	2	0	0	0	0	0	8	8.7
at Virginia	01-12-16	*	31	2	4	.500	0	0	.000	1	2	.500	2	4	6	9.3	2	0	0	1	0	1	5	8.5
at Clemson	01-16-16	*	31	4	10	.400	0	0	.000	0	0	.000	6	5	11	9.4	4	0	0	2	3	1	8	8.4
at Boston College	01-20-16	*	34	2	8	.250	0	0	.000	2	4	.500	4	13	17	9.9	3	0	0	3	3	1	6	8.3
WAKE FOREST	01-23-16	*	34	4	6	.667	0	0	.000	0	1	.000	4	8	12	10.0	2	0	1	0	1	0	8	8.3
DUKE	01-25-16	*	34	3	7	.429	0	0	.000	1	1	1.000	6	4	10	10.0	3	0	3	0	2	0	7	8.2



ANTHONY LAWRENCE, JR.

Freshman | Guard | 6-7 | 210

3

St. Petersburg, Fla. | Lakewood Senior HS

- Can play multiple positions. Was point guard in high school and will play small forward at Miami.
- Athletic and can attack the basket with authority.
- Son of a high school coach.

- Favorites: Athlete: LeBron James. Sports Team: Cleveland Cavaliers. Video Game: 2K. Class at UM: Acting. Movie: Friday. TV Show: Martin. Musical Artist: Future. Place on campus: BUC.

Prep

Led Lakewood Senior High School team to the Class 5A state championship game as a junior ... Scored 18 points in the championship game and totaled 25 rebounds in two state tournament games ... Averaged 20 points and 13 rebounds as a junior at Lakewood, and in sophomore campaign, averaged 21 points, eight rebounds and four steals ... Listed as a three-star recruit by ESPN.

Personal

Born Sept. 6, 1996 in St. Petersburg, Fla. ... Son of Anthony Sr. and Zelia ... One sister, Taylor ... Majoring in sports administration ... Played AAU ball for Each 1 Teach 1 Elite ... Chose Miami over offers from USC, Clemson and Texas, among others ... Anthony's father, Anthony Lawrence Sr., was a two-year letterman at Miami from 1991-93. After college, he played overseas in Portugal, Mexico and the Dominican Republic ... Lawrence Jr.'s uncle, Patrick, also played at Miami from 1991-94.

Lawrence, Jr. Season Highs

Points

Season: 13, at Nebraska, 12/1/15

ACC: 3, at Clemson, 1/16/16

Rebounds

Season: 7, at Nebraska, 12/1/15

ACC: 2, vs. Syracuse, 1/2/16

Assists

Season: 4, vs. Louisiana, 11/16/15

ACC: 1, at Boston College, 1/20/16

Steals

Season: 2 (4x) last vs. Charleston, 12/19/15

ACC: 1 (2x) last at Boston College, 1/20/16

Blocked Shots

Season: 1, vs. Louisiana, 11/16/15

ACC: --

Field Goals

Season: 5, at Nebraska, 12/1/15

ACC: 1, at Clemson, 1/16/16

Field Goal Attempts

Season: 7 (2x) last at Nebraska, 12/1/15

ACC: 3, at Boston College, 1/20/16

Free Throws

Season: 5, vs. Louisiana, 11/16/15

ACC: 1, vs. Syracuse, 1/2/16

Free Throw Attempts

Season: 6, vs. Louisiana, 11/16/15

ACC: 2 (4x) last at Boston College, 1/20/16

3-Point Field Goals

Season: 3 vs. Charleston, 12/19/15

ACC: --

3-Point Field Goal Attempts

Season: 3 (3x) last vs. Charleston, 12/19/15

ACC: 1 (2x) last at Boston College, 1/20/16

Minutes

Season: 25, vs. Louisiana, 11/16/15

ACC: 12, at Clemson, 1/16/16

LAWRENCE CAREER STATISTICS

Season	GP	GS	Min.	Avg.	3-Point			Free Throws			Rebounds				Scoring										
					FG	FGA	Pct.	FT	FTA	Pct.	Off.	Def.	Tot.	Avg.	PF	FO	Ast.	TO	Blk	Stl	Pts.	Avg.			
2015-16	17	0	189	11.1	24	51	.471	8	22	.364	13	23	.565	13	18	31	1.8	21	0	15	4	1	10	69	4.1

LAWRENCE 2015-16

Opponent	Date	GS	Min	TOTAL FG	FGA	Pct	3-PTS 3FG	FGA	Pct	FREE THROWS FT	FTA	Pct	REBOUNDS Off	Def	Tot	Avg	PF	FO	A	TO	Blk	Stl	Pts	Avg		
UTRGV	11-13-15		6	0	1	.000	0	0	.000	1	2	.500	2	0	2	2.0	1	0	0	1	0	0	1	1.0		
LOUISIANA	11-16-15		25	3	6	.500	1	2	.500	5	6	.833	2	4	6	4.0	3	0	4	1	1	2	12	6.5		
vs Mississippi State	11-19-15		22	3	7	.429	0	2	.000	4	6	.667	2	2	4	4.0	3	0	2	0	0	2	10	7.7		
vs Utah	11-20-15		14	0	1	.000	0	1	.000	0	0	.000	0	0	0	3.0	2	0	2	0	0	0	0	5.8		
vs Butler	11-22-15		12	3	6	.500	1	3	.333	0	0	.000	0	1	1	2.6	1	0	1	0	0	2	7	6.0		
NORTHEASTERN	11-27-15		5	0	1	.000	0	0	.000	0	0	.000	1	0	1	2.3	1	0	0	0	0	0	0	5.0		
at Nebraska	12-01-15		14	5	7	.714	2	3	.667	1	1	1.000	2	5	7	3.0	1	0	0	0	0	0	13	6.1		
CHARLOTTE	12-05-15		15	4	5	.800	1	2	.500	0	0	.000	1	0	1	2.8	1	0	1	0	0	0	9	6.5		
FLORIDA	12-08-15		DNP - illness																							
CO. OF CHARLESTON	12-19-15		16	4	4	1.000	3	3	1.000	0	0	.000	0	2	2	2.7	4	0	1	1	0	2	11	7.0		
at La Salle	12-22-15		14	1	4	.250	0	2	.000	0	0	.000	1	1	2	2.6	1	0	3	0	0	0	2	6.5		
PRINCETON	12-29-15		10	0	1	.000	0	1	.000	0	0	.000	0	1	1	2.5	1	0	0	0	0	0	0	5.9		
SYRACUSE	01-02-16		5	0	1	.000	0	0	.000	1	2	.500	1	1	2	2.4	0	0	0	0	0	0	1	5.5		
FLORIDA STATE	01-09-16		6	0	2	.000	0	1	.000	0	0	.000	0	0	0	2.2	0	0	0	0	0	0	0	5.1		
at Virginia	01-12-16		8	0	0	.000	0	0	.000	0	2	.000	1	0	1	2.1	2	0	0	1	0	0	0	4.7		
at Clemson	01-16-16		12	1	1	1.000	0	0	.000	1	2	.500	0	1	1	2.1	0	0	0	0	0	1	3	4.6		
at Boston College	01-20-16		4	0	3	.000	0	1	.000	0	2	.000	0	0	0	1.9	0	0	1	0	0	1	0	4.3		
WAKE FOREST	01-23-16		1	0	1	.000	0	1	.000	0	0	.000	0	0	0	1.8	0	0	0	0	0	0	0	4.1		
DUKE	01-25-16		DNP																							



SHELDON McCLELLAN 10

Graduate | Guard | 6-5 | 200

Houston, Texas | Texas | Bellaire HS

McClellan Season / Career Highs

Points

Season: 27, vs. Utah, 11/21/15
Career: 31, at Charlotte, 11/25/14
ACC: 24, at Boston College, 2/16/15

Rebounds

Season: 6, vs. Wake Forest, 1/23/16
Career: 11 (2x) last vs. Temple, 3/31/15
ACC: 10, vs. NC State, 1/22/15

Assists

Season: 6, at La Salle, 12/22/15
Career: 6, at La Salle, 12/22/15
ACC: 5 (3x) last vs. Wake Forest, 1/23/16

Steals

Season: 3 (4x) last vs. Wake Forest, 1/23/16
Career: 4 (2x) last vs. Notre Dame, 3/12/15
ACC: 3 (4x) last vs. Wake Forest, 1/23/16

Blocked Shots

Season: 2, vs. Syracuse, 1/2/16
Career: 2, vs. Syracuse, 1/2/16
ACC: 2, vs. Syracuse, 1/2/16

Field Goals

Season: 10, vs. Utah, 11/21/15
Career: 11, at Charlotte, 11/25/14
ACC: 8 (2x) last vs. Duke, 1/25/16

Field Goal Attempts

Season: 14, at Boston College, 1/20/16
Career: 20, at Oklahoma, 1/21/13
ACC: 16, at Pittsburgh, 3/4/15

Free Throws

Season: 12, vs. Syracuse, 1/2/16
Career: 14, vs. Fresno State, 11/9/12
ACC: 12, vs. Syracuse, 1/2/16

Free Throw Attempts

Season: 14, vs. Syracuse, 1/2/16
Career: 14 (2x) last vs. Syracuse, 1/2/16
ACC: 14, vs. Syracuse, 1/2/16

3-Point Field Goals

Season: 3 (2x) last vs. Florida, 12/8/15
Career: 5, at Charlotte, 11/25/14
ACC: 4, at Boston College, 2/16/15

3-Point Field Goal Attempts

Season: 6, vs. Syracuse, 1/2/16
Career: 9, vs. Oklahoma 2/29/12
ACC: 7 (2x) last at Boston College, 2/16/15

Minutes

Season: 43, at Nebraska, 12/1/15
Career: 50, vs. Virginia, 01/03/15
ACC: 50, vs. Virginia, 01/03/15

- Oscar Robertson Trophy MidSeason Watch List, 2015-16
- Jerry West Shooting Guard of the Year Award Watch List, 2015-16
- Naismith Trophy Early-Season Watch List, 2015-16
- Puerto Rico Tip-Off All-Tournament Team, 2015
- NIT All-Tournament Team, 2015
- Riley Wallace Award Finalist, 2015
- Jerry West Award Midseason Watch List, 2015
- ACSM All-ACC Team, H.M., 2015
- adidas Nations: Top NCAA Prospects Camp, Summer 2015
- ACC Player of the Week - Dec. 1, 2014
- TicketCity Legends Classic All-Tournament Team, 2011

- Nickname is Mac.
- Explosive scorer that can get on a roll. High-level athlete.
- Good in transition, making a wide assortment of layups, both left and right handed. A slasher.
- Great lateral quickness and ability to defend perimeter.
- Explosive 3-point shooter, and worked on perimeter jump shot.
- Strength numbers are at highest levels of his career.
- Ability to get fouled a lot due to his attack mentality.
- Entertaining personality with a quick wit.
- Coaches want him to be the Carmelo Anthony of the team.
- Grew up working on his game with John Lucas.
- Tremendous redshirt year in 2013-14, making himself more of an offensive threat. A volume scorer.
- Transferred from University of Texas in fall of 2013, sitting out 2013-14 due to NCAA transfer rules.

- Favorites: Food: Sloppy Joe. Sports Team: Lakers. Movie: Straight out of Compton. Pro athlete: Kyrie Irving. Quote: Elite. Ice cream flavor: Vanilla. Class at UM: Communications. Cereal: Frosted Flakes. TV Show: Fresh Prince of Bel Air. Why UM: Coach L. Started playing basketball: Age 3.

McClellan after watching Miami play in the 2013 NCAA Tournament games in Austin, Texas: "I liked the plays they ran, the open-court stuff, and the way they all seemed to be playing for each other. They seemed to be having fun, and the coaches seemed positive on the bench. I wish I had come here as a freshman."

"At UM, everything is positive, never any negative energy. Coach L is like a father on the court. I love him to death. I like how positive he is, whether after a bad shot or reminding us to move on to the next play. That's how I liked to be pushed, not by negative reinforcement." — Sheldon McClellan

As a Redshirt Senior (2015-16): Participated in adidas Nations Top NCAA Prospects camp.

As a Redshirt Junior (2014-15): Final 2015 NCAA rankings: No. 21 total minutes, No. 82 total field goals made, No. 86 total points, No. 90 field goal percentage, No. 90 free throw percentage... Second-best shooting percentage in the nation by a guard in the Big 5 conferences, 18th-best shooting percentage by a guard in the nation, 90th-best shooting percentage in the nation (all positions), top shooting percentage by a guard in the ACC. **Among ACC players in all games:** No. 12 in scoring (14.5), No. 6 in field goal percentage (.484), No. 6 free throw percentage (.824) ... Among ACC players in league games only: No. 16 in scoring (14.1), No. 4 free throw percentage (.836). **Season:** Only player to start all 38 games ... Only Cane to score 30+ points — 31 at Charlotte, 11/25 ... Trio of double-doubles.

High School: No. 47 prospect nationally in the ESPN 100 and No. 60 prospect following senior season ... Averaged a team-best 25.6 points, 7.2 rebounds, 5.0 assists and 2.0 steals per game while helping Bellaire to a 20-9 mark and the first round of the Class 5A state playoffs ... Career-high 56 points in the season-opening win against Booker T. Washington ... Averaged 20 points per game while leading Bellaire to a 35-2 record and a trip to the Class 5A regional finals in his junior season ... Coached by Bruce Glover.

Personal: Born Dec. 21, 1992 in Houston ... Full name is Sheldon Reeves McClellan ... Son of Angel Johnson (mother) ... Brother to Justin Jones ... Graduated in May 2015 with B.L.A. (bachelor's in liberal arts). Now pursuing second degree ... Played AAU for Houston Select ... Cousin Jawaan McClellan played basketball for Arizona and professionally overseas ... Favorite food is a homemade sloppy joe.

2012-13				2011-12				2014-15			
Opposition	P	R	A	Opposition	P	R	A	Opposition	P	R	A
Fresno State	20	2	0	Boston Univ.	6	1	2	Howard	19	4	2
Coppin State	25	2	1	Rhode Island	10	2	0	at Florida	9	7	5
vs Chamaine	14	1	1	vs Oregon State	12	5	1	vs Drexel	5	5	3
vs USC	11	7	1	vs NC State	16	3	0	vs Akron	17	6	3
vs Mississippi St.	19	5	0	Sam Houston St.	12	6	0	vs Charlotte	19	8	3
Sam Houston St.	16	8	0	North Texas	8	1	0	at Charlotte	31	11	3
UT Arlington	14	5	1	at UCLA	8	2	0	South Alabama	17	2	2
vs Georgetown	12	4	0	UT Arlington	23	6	0	Illinois	14	9	2
vs UCLA	12	2	3	Texas State	13	6	1	Green Bay	16	8	1
Texas State	10	8	2	Nichols State	12	3	1	Savannah State	15	4	3
North Carolina	18	6	3	Temple	6	8	0	Eastern Kentucky	14	1	1
at Michigan St.	13	2	0	at North Carolina	16	2	0	vs Providence	17	4	1
Rice	14	9	0	Rice	19	2	0	Charleston	11	2	0
at Baylor	21	5	2	at Iowa State	14	4	0	Virginia	16	8	0
West Virginia	9	5	0	Oklahoma State	6	4	1	Boston College	11	6	2
at Iowa State	0	0	0	Texas A&M	7	0	1	at Duke	14	3	2
Kansas	18	1	1	at Missouri	6	3	2	at Notre Dame	17	2	1
at Oklahoma	25	4	2	at Kansas State	19	3	2	NC State	16	10	3
Texas Tech	10	3	0	Kansas	11	5	1	at Syracuse	7	5	1
at Kansas State	15	4	1	Iowa State	5	2	1	Georgia Tech	6	0	0
TCU	15	3	0	at Baylor	2	0	1	at Florida State	13	2	3
at West Virginia	14	8	1	at Missouri	2	3	0	Louisville	6	2	0
Oklahoma State	4	2	0	Texas Tech	17	3	1	Clemson	19	3	1
Iowa State	18	8	0	at Texas A&M	15	3	0	at Wake Forest	11	8	5
at Kansas	7	4	0	Kansas State	11	7	0	at Boston College	24	4	3
at TCU	0	0	0	at Oklahoma	13	5	0	Virginia Tech	21	3	3
Kansas State	15	5	1	at Oklahoma St.	15	2	0	at Louisville	17	4	2
Oklahoma	18	8	3	Baylor	13	5	0	Florida State	19	2	2
at Oklahoma St.	0	2	0	at Texas Tech	7	3	1	North Carolina	11	1	0
Baylor	23	1	0	Oklahoma	24	3	0	at Pittsburgh	20	4	4
at Texas Tech	27	4	2	at Kansas	6	2	2	at Virginia Tech	6	4	5
vs TCU	12	1	1	vs Iowa State	9	2	0	vs Virginia Tech	16	6	0
vs Kansas State	5	1	1	vs Missouri	10	4	0	vs Notre Dame	10	5	1
at Houston	6	2	2	vs Cincinnati	10	2	3	NC Central	15	1	0
								Alabama	2	3	4
								at Richmond	16	6	0
								vs Temple	16	11	1
								vs Stanford	17	4	2

McCLELLAN CAREER STATISTICS		3-Point		Free Throws			Rebounds			Scoring															
Texas	GP	GS	Min.	Avg.	FG	FGA	Pct.	FG	FGA	Pct.	FT	FTA	Pct.	Off.	Def.	Tot.	Avg.	PF	FO	Ast.	TO	Blk	Stl	Pts.	Avg.
2011-12	34	9	879	25.9	129	288	.448	35	113	.310	90	119	.756	39	73	112	3.3	34	0	21	30	3	35	383	11.3
2012-13	34	15	929	27.3	136	356	.382	33	121	.273	155	186	.833	36	96	132	3.9	28	0	29	57	3	28	460	13.5
TOTAL	68	24	1808	26.6	265	644	.411	68	234	.291	245	305	.803	75	169	244	3.6	62	0	50	87	6	63	843	12.4
Miami	GP	GS	Min.	Avg.	FG	FGA	Pct.	FG	FGA	Pct.	FT	FTA	Pct.	Off.	Def.	Tot.	Avg.	PF	FO	Ast.	TO	Blk	Stl	Pts.	Avg.
2014-15	38	38	1278	33.6	192	397	.484	54	151	.358	112	136	.824	32	146	178	4.7	59	0	74	49	7	34	550	14.5
2015-16	19	18	615	32.4	99	187	.529	27	69	.391	84	97	.866	13	50	63	3.3	35	0	37	26	5	25	309	16.3
TOTAL	57	56	1893	33.2	291	584	.498	81	220	.368	196	233	.841	45	196	241	4.2	94	0	111	75	12	59	859	15.1

McCLELLAN 2015-16		TOTAL			3-PTS			FREE THROWS			REBOUNDS			PF			FO			Ast.			TO			Blk			Stl			Pts			Avg.		
Opponent	Date	GS	Min	FG	FGA	Pct	3FG	FGA	Pct	FT	FTA	Pct	Off	Def	Tot	Avg	PF	FO	A	TO	Blk	Stl	Pts	Avg													
UTRGV	11-13-15	*	29	6	10	.600	2	4	.500	4	4	1.000	1	3	4	4.0	3	0	1	1	0	1	18	18.0													
LOUISIANA	11-16-15	*	34	6	9	.667	2	4	.500	2	3	.667	2	3	5	4.5	2	0	2	1	1	3	16	17.0													
vs Mississippi State	11-19-15	*	32	5	10	.500	2	3	.667	6	6	1.000	0	0	0	3.0	1	0	4	0	0	2	18	17.3													
vs Utah	11-20-15	*	29	10	12	.833	3	5	.600	4	4	1.000	0	4	4	3.3	2	0	0	1	0	1	27	19.8													
vs Butler	11-22-15	*	29	2	6	.333	2	5	.400	2	2	1.000	0	2	2	3.0	2	0	2	1	0	1	8	17.4													
NORTHEASTERN	11-27-15	*	32	8	12	.667	1	3	.333	1	1	1.000	0	1	1	2.7	3	0	1	0	0	1	18	17.5													
at Nebraska	12-01-15	*	43	3	8	.375	1	2	.500	7	9	.778	2	2	4	2.9	2	0	2	0	1	14	17.0														
CHARLOTTE	12-05-15	*	21	2	4	.500	1	1	1.000	3	4	.750	1	1	2	2.8	2	0	5	3	0	0	8	15.9													
FLORIDA	12-08-15	*	37	7	12	.583	3	4	.750	7	8	.875	1	4	5	3.0	0	0	1	1	0	1	24	16.8													
CO. OF CHARLESTON	12-19-15	*	28	4	9	.444	0	3	.000	6	7	.857	0	3	3	3.0	1	0	1	1	0	1	14	16.5													
at La Salle	12-22-15	*	26	5	8	.625	2	3	.667	2	2	1.000	1	1	2	2.9	1	0	6	0	0	1	14	16.3													
PRINCETON	12-29-15	*	29	2	9	.222	0	3	.000	2	2	1.000	0	2	2	2.8	1	0	0	2	1	0	6	15.4													
SYRACUSE	01-02-16	*	38	5	11	.455																															



RASHAD MUHAMMAD

Junior | Guard | 6-6 | 160

1

Las Vegas, Nev. | San Jose State | Bishop Gorman HS

- Big time scorer with deep range.
- Using redshirt season at Miami to gain strength.
- From an athletic family: Brother is Minnesota Timberwolves player Shabazz Muhammad; Mother was PG and track star at Long Beach State; Father was PG for USC; Sister is professional tennis player; Uncle played in NFL; Aunt played basketball for Cal State Fullerton.
- Favorites: Food: Surf and turf. Athlete: Kobe Bryant. Professional teams: Lakers, Timberwolves, Raiders. Midnight snack: Cereal. Ice Cream: Chocolate. Cereal: Cinnamon Toast Crunch. Movie: More than a Game. TV Show: Fresh Prince of Bel Air. Musical Artist: Lil Wayne. Place on Campus: The gym.

As a Junior at Miami (2015-16)

Will sit out the 2015-16 season after transferring from San Jose State in August, 2015.

As a Sophomore at San Jose State (2014-15)

Led Spartans in scoring for second-straight season at 13.9 points per game ... Averaged 3.3 rebounds, 1.1 assists and 32.3 minutes over 27 games ... Scored in double-figures 21 times ... Led team in scoring in 15 games ... Five 20-point performances ... Season-high 27 points versus San Diego State (1/21) ... Season-high 10 rebounds to go along with 23 points at Wyoming (2/14) ... Splashed in 59 three-point baskets moving him into third all-time at San José State with 134 ... Multiple threes in 19 games ... Scored 26 points and matched a career-high for made threes in a game with six at Air Force (1/7) ... Third in the conference during Mountain West play at 2.5 made threes per game ... Career-high five assists versus Utah State (2/14) ... Shot free throws at 79.6 percent ... 20 points at UC Davis (12/3) ... 22 points versus Saint Katherine (12/9) ... Recorded two steals in three different games.

As a Freshman at San Jose State (2013-14)

Played in all 31 games and started three - at Weber State and against Fresno State and Boise State ... One of first players off bench ... Averaged team-best 13.2 points per game and 2.9 rebounds per game ... Set Mountain West freshman record for three pointers made in season at 75 ... Second-highest single-season three-pointers made and fourth-high three-pointers attempted at San José State ... Scored in double figures in 22 games ... 408 points on the season ... 20+ points in five games ... Scored a season-high 28 points in three-overtime win against UC Davis and 28 points against Colorado State ... Hit season-best six three-pointers against UC Davis and at Utah State ... Added 23 points at Portland, 21 points at Houston and 20 at Utah State ... Led team in scoring in 16 games ... Attempted at least 10 shots in 20 games ... Made at least one three-pointer in 12 straight games and 28 of 31 games ... Made 75 of 190 three-point attempts ... Shot 81.3 percent from free throw line ... Grabbed seven rebounds against Pacific and six rebounds against Milwaukee and at Wyoming and Fresno State ... Dished out at least one assist in 17 games ... Three assists at New Mexico ... Two steals at Northern Illinois, against James Madison and at Utah State and Air Force.

High School

Played at Bishop Gorman High School in Las Vegas ... Averaged 19 points senior year and led team to 29-3 record ... Team finished No. 15 in USA Today and ESPN polls ... Team won back-to-back Division I state championships ... Averaged 4.2 rebounds and 2.3 assists senior year.

Personal

Born January 6, 1994, in Las Vegas ... Son of Faye Muhammad, former point guard and track star at Long Beach State, and Ronald Muhammad, former point guard for USC ... Younger brother of Shabazz Muhammad, former UCLA player who is currently with Minnesota Timberwolves ... Sister, Asia, is a professional tennis player ... Uncle, Stephone Paige, played nine seasons in the NFL ... Aunt, Robin Paige, was four-year starter for Cal State Fullerton ... Majoring in sociology.

2013-14				2014-15			
Opposition	P	R	A	Opposition	P	R	A
at Santa Clara	15	2	1	Bethesda	17	3	2
vs. Milwaukee	17	6	0	Portland	5	2	2
at Northern Illinois	11	3	1	Pepperdine	9	2	2
vs. James Madison	18	3	1	at Cal State Fullerton	11	2	0
at Pepperdine	14	1	2	vs. Washington	15	2	0
Cal State Fullerton	17	4	2	vs. Western Michigan	7	2	0
at Portland	23	3	0	vs. Princeton	0	0	0
at Weber State	17	1	1	at UC Davis	20	1	1
at Houston	21	1	0	Santa Clara	15	1	0
UC Davis	28	3	0	Saint Katherine	22	6	2
Westminster	8	2	0	Wyoming	13	5	2
Pacifica	19	7	0	at Air Force	26	4	0
Nevada	5	1	1	at UNLV	3	2	0
at Utah State	20	2	1	Fresno State	16	3	0
Colorado State	28	5	0	Colorado State	12	3	1
New Mexico	16	3	1	at Boise State	13	1	1
at Air Force	12	2	1	Air Force	11	1	2
at Wyoming	2	6	2	at New Mexico	15	3	0
San Diego State	5	3	0	at Fresno State	16	2	4
at Boise State	0	0	0	Nevada	10	3	1
UNLV	13	3	1	at Wyoming	23	10	0
at New Mexico	15	3	3	Utah State	12	6	5
at Fresno State	13	6	1	San Diego State	27	4	0
Air Force	5	2	0	at Colorado State	18	3	1
Wyoming	0	0	0	at Nevada	6	3	1
at Nevada	11	5	1	Boise State	17	6	2
at San Diego State	14	2	0	UNLV	16	8	2
Utah State	5	1	2				
at Colorado State	6	1	0				
Fresno State	17	5	1				
vs. Boise State	13	5	1				

Muhammad Career Highs

- Points**
Career: 28 (2x) last vs. Colorado State, 1/8/14
- Rebounds**
Career: 10, at Wyoming, 2/14/15
- Assists**
Career: 5, San Diego State, 2/21/15
- Steals**
Career: 2 (7x) last at Wyoming, 2/14/15
- Blocked Shots**
Career: 1 (4x) last at Wyoming, 2/14/15
- Field Goals**
Career: 10, at Air Force, 1/7/15
- Field Goal Attempts**
Career: 21, Fresno State, 3/8/14
- Free Throws**
Career: 9, Colorado State, 1/8/14
- Free Throw Attempts**
Career: 12, Colorado State, 1/8/14
- 3-Point Field Goals**
Career: 6 (3x), last at Air Force, 1/7/15
- 3-Point Field Goal Attempts**
Career: 13, UC Davis, 12/18/13
- Foul Disqualifications**
Career: 0
- Minutes**
Career: 42, UC Davis, 12/18/13

MUHAMMAD SAN JOSE STATE STATISTICS																									
Season	GP	GS	Min.	Avg.	FG			3-Point			Free Throws			Rebounds				Scoring							
					FGA	Pct.	FG	FGA	Pct.	FT	FTA	Pct.	Off.	Def.	Tot.	Avg.	PF	FO	Ast.	TO	Blk	Stl	Pts.	Avg.	
2013-14	31	3	873	28.2	121	332	.364	75	190	.395	91	112	.813	20	71	91	2.9	53	0	24	52	1	14	408	13.2
2014-15	27	22	871	32.3	119	312	.381	59	164	.360	78	98	.796	17	71	88	3.3	48	0	31	38	3	18	375	13.9
Totals	58	25	1744	30.1	240	644	.373	134	354	.379	169	210	.805	37	142	179	3.1	101	0	55	90	4	32	783	13.5



KAMARI MURPHY

R-Junior | Forward | 6-8 | 220

21

Brooklyn, N.Y. | Oklahoma State | IMG | Lincoln HS

Murphy Season / Career Highs

Points
Season: 11, vs. Charlotte, 12/5/15
Career: 13 at Virginia Tech, 12/1/12
ACC: 8, vs. Syracuse, 1/2/16

Rebounds
Season: 10, at La Salle, 12/22/15
Career: 13 vs. Oklahoma, 2/15/14
ACC: 8, vs. Syracuse, 1/2/16

Assists
Season: 2, vs. Wake Forest, 1/23/16
Career: 3 (2x) last vs. Robert Morris, 12/30/13
ACC: 2, vs. Wake Forest, 1/23/16

Steals
Season: 1 (6x) last vs. Wake Forest, 1/23/16
Career: 3 vs. Texas, 1/8/14
ACC: 1 (4x) last vs. Wake Forest, 1/23/16

Blocked Shots
Season: 3, vs. Charleston, 12/19/15
Career: 4 (3x) last vs. Texas, 1/8/14
ACC: 2 (2x) last vs. Duke, 1/25/16

Field Goals
Season: 5 (2x) last vs. Princeton, 12/29/15
Career: 6 at Virginia Tech, 12/1/12
ACC: 4, vs. Syracuse, 1/2/16

Field Goal Attempts
Season: 9, vs. Wake Forest, 1/23/16
Career: 11 vs. Gonzaga, 3/21/14
ACC: 9, vs. Wake Forest, 1/23/16

Free Throws
Season: 3, vs. Charlotte, 12/5/15
Career: 4 (2x) last vs. Kansas State, 3/3/14
ACC: 1 (2x) last at Clemson, 1/16/16

Free Throw Attempts
Season: 4, vs. Charlotte, 12/5/15
Career: 6 vs. Texas Tech, 1/19/13
ACC: 3, at Boston College, 1/20/16

3-Point Field Goals
Season: --
Career: 1 (2x) last vs. Central Ark., 12/16/12
ACC: --

3-Point Field Goal Attempts
Season: 1 (5x) last at Virginia, 1/12/16
Career: 1 (9x) last at Virginia, 1/12/16
ACC: 1 (2x) last at Virginia, 1/12/16

Minutes
Season: 34, vs. Florida, 12/8/15
Career: 41, at Iowa State, 3/8/14
ACC: 29, vs. Duke, 1/25/16

2012-13				2013-14			
Opposition	P	R	A	Opposition	P	R	A
UC Davis	7	6	0	Utah Valley	2	6	1
vs Akron	1	6	0	Arkansas-Pine-Bluff	7	6	0
vs Tennessee	4	7	1	Memphis	5	7	1
vs NC State	4	10	1	at USF	0	5	2
Portland State	9	5	0	vs Purdue	6	6	0
at Virginia Tech	13	5	1	vs Butler	10	8	2
USF	8	7	2	vs Memphis	6	6	0
Missouri State	4	9	2	at Kansas State	8	7	0
Central Arkansas	9	7	1	vs Louisiana Tech	10	3	1
UT Arlington	2	1	0	Delaware State	5	8	1
Tennessee Tech	12	5	2	vs Colorado	4	5	0
Gonzaga	0	1	0	Robert Morris	10	8	3
at Kansas State	6	1	0	at Kansas State	2	3	1
TCU	4	6	3	Texas	4	5	1
at Oklahoma	0	3	0	at West Virginia	7	5	0
Texas Tech	5	5	2	Texas Tech	8	8	0
at Baylor	0	0	0	at Kansas	12	1	1
West Virginia	0	0	0	West Virginia	0	2	0
Iowa State	0	1	0	at Oklahoma	4	9	2
at Kansas	4	5	1	Baylor	9	5	0
Baylor	8	4	1	Iowa State	7	6	0
at Texas	5	6	1	at Texas Tech	4	6	1
at Texas Tech	4	4	0	at Texas	10	10	0
Oklahoma	2	4	0	Oklahoma	7	13	1
Kansas	0	2	0	at Baylor	3	9	2
at West Virginia	2	2	1	Texas Tech	10	6	2
at TCU	2	1	0	at TCU	6	11	1
Texas	1	4	0	Kansas	8	4	0
at Iowa State	2	2	1	Kansas State	4	6	0
Kansas State	0	1	0	at Iowa State	6	9	0
vs Baylor	2	0	1	vs Texas Tech	2	1	0
vs Kansas State	2	6	0	vs Kansas	6	6	0
Oregon	4	6	0	vs. Gonzaga	8	8	0

- First name pronounced Kuh-mar-EE.
- Explosive athlete with pogo-stick type hops.
- Versatile defender who can guard positions 1-5.
- Excellent rebounder at both ends of the court.
- Great straight-line driver.
- Treats practice like games, competing hard and wanting to win drills.
- Focused on increasing skill level to become a consistent perimeter shooter and gain a proficient inside-outside game.
- Transferred from Oklahoma State in fall of 2014. Sat out 2014-15 season due to NCAA transfer rules.
- Led Cowboys in total rebounds and total blocks as a sophomore.
- Spent post-graduate year at IMG Academy in Bradenton, Fla.
- Graduated from Lincoln High School in Brooklyn, N.Y., same school that produced Stephon Marbury, Sebastian Telfair and Lance Stephenson.
- Also played football for two seasons in high school.

- Favorites: Food: Soul food and baked mac & cheese. Movies: Gone in 60 Seconds. TV Show: Family Feud. Pro athlete: LeBron James. Pro Teams: Patriots, Jets, Rockets. Advice received: Life is not a sprint, it is a marathon. Ice cream flavor: Butter pecan. Midnight snack: Peanut butter sandwich. Class at UM: Sign language.
- Biggest fear: Bugs. Why UM: Coach L. Started playing basketball: Age 10.

As a Junior at Miami (2014-15): Sat out due to NCAA transfer rules.

As a Sophomore at Oklahoma State (2013-14): Led Cowboys in total rebounds pulling down 199 for the season, as well as blocks with total of 40, despite missing the season opener vs MVSU ... Eighth in blocks per game (1.3 bpg) and 15th in rebounding in Big 12.


High School: Ranked No. 10 on HoopScoop.com's list of top fifth-year players in 2012 ... Spent post-graduate year at IMG Academy in Bradenton, Fla., and was starting forward for IMG ... Averaged 20 points, 10 rebounds and three assists for team that finished 28-2 against prep schools and was ranked among the top-five nationally ... Graduated from Lincoln High School in Brooklyn, N.Y. -- same school that produced Stephon Marbury, Sebastian Telfair and Lance Stephenson ... Team captain junior and senior seasons under head coach Dwayne Morton ... Averaged 17 points and more than 10 rebounds per game as senior ... Helped lead Railsplitters to PSAL Class-AA title game as senior and Brooklyn regular-season crown and borough title ... Ranked as No. 6 player in state of New York in 2011 according to HoopScoop ... Listed as one of four "standout players" at Super 16 Showcase in Hartford, Conn., in July of 2011 ... Also played football for two seasons in high school ... Recruited by UConn, Miami, Missouri, Louisville, Virginia, Virginia Tech, St. Johns, Rutgers, Florida and Florida State.

Personal: Born Kamari Michael Murphy on Dec. 14, 1993 ... First name pronounced Kuh-mar-EE ... Son of Michael Murphy and Kemel and Kaheem Draper ... Second oldest of six boys: Jacori, Kusamae, Maalik, Mikwan and Kieron ... Will graduate in May with B.A. in sociology ... Enjoys swimming, playing volleyball and football, and playing video games in his spare time.

MURPHY CAREER STATISTICS										3-Point			Free Throws			Rebounds				Scoring					
OSU	GP	GS	Min.	Avg.	FG	FGA	Pct.	FG	FGA	Pct.	FT	FTA	Pct.	Off.	Def.	Tot.	Avg.	PF	FO	Ast.	TO	Blk	Stl	Pts.	Avg.
2012-13	33	15	596	18.1	53	115	.461	2	4	.500	18	35	.514	52	78	130	3.9	73	2	21	35	20	8	126	3.8
2013-14	33	21	855	25.9	82	153	.536	0	0	.000	36	63	.571	63	144	207	6.3	113	10	23	38	41	17	200	6.1
Totals	66	36	1451	22.0	135	268	.504	2	4	.500	54	98	.551	115	222	337	5.1	186	12	44	73	61	25	326	4.9

Miami										3-Point			Free Throws			Rebounds				Scoring					
	GP	GS	Min.	Avg.	FG	FGA	Pct.	FG	FGA	Pct.	FT	FTA	Pct.	Off.	Def.	Tot.	Avg.	PF	FO	Ast.	TO	Blk	Stl	Pts.	Avg.
2015-16	16	13	373	23.3	42	86	.488	0	5	.000	8	17	.471	23	68	91	5.7	39	0	10	13	17	6	92	5.8

MURPHY 2015-16										3-PTS			FREE THROWS			REBOUNDS				PF				FO		A		TO		Blk		Stl		Pts		Avg	
Opponent	Date	GS	Min	TOTAL FG	FGA	Pct	3FG	FGA	Pct	FT	FTA	Pct	Off	Def	Tot	Avg	PF	FO	A	TO	Blk	Stl	Pts	Avg													
vs Utah	11-20-15	17	1	4	250	0	0	0	.000	0	0	.000	1	0	1	1.0	2	0	1	0	0	1	2	2.0													
vs Butler	11-22-15	12	2	3	667	0	0	0	.000	1	2	.500	1	3	4	2.5	4	0	0	0	0	0	5	3.5													
NORTHEASTERN	11-27-15	17	1	2	500	0	0	0	.000	0	0	.000	1	5	6	3.7	3	0	0	2	1	0	2	3.0													
at Nebraska	12-01-15	*	29	5	6	833	0	0	.000	0	0	.000	1	4	5	4.0	4	0	0	2	1	0	10	4.8													
CHARLOTTE	12-05-15	*	22	4	8	500	0	0	.000	3	4	.750	1	6	7	4.6	1	0	1	0	2	1	11	6.0													
FLORIDA	12-08-15	*	34	3	7	429	0	1	.000	2	4	.500	2	4	6	4.8	4	0	1	1	1	0	8	6.3													
CO. OF CHARLESTON	12-19-15	*	22	2	6	333	0	1	.000	0	0	.000	0	6	6	5.0	2	0	0	2	3	0	4	6.0													
at La Salle	12-22-15	*	25	3	6	500	0	0	.000	0	0	.000	2	8	10	5.6	2	0	1	0	1	0	6	6.0													
PRINCETON	12-29-15	*	30	5	7	714	0	1	.000	0	0	.000	1	4	5	5.6	0	0	1	1	2	0	10	6.4													
SYRACUSE	01-02-16	*	25	4	5	800	0	0	.000	0	0	.000	2	6	8	5.8	2	0	1	1	2	1	8	6.6													
FLORIDA STATE	01-09-16	*	27	2	6	333	0	1	.000	1	2	.500	1	5	6	5.8	2	0	1	1	0	0	5	6.5													
at Virginia	01-12-16	*	17	0	2	000	0	1	.000	0	0	.000	1	2	3	5.6	4	0	0	2	1	1	0	5.9													
at Clemson	01-16-16	*	23	3	7	429	0	0	.000	1	2	.500	3	3	6	5.6	2	0	1	0	0	0	7	6.0													
at Boston College	01-20-16	*	20	3	4	750	0	0	.000	0	3	.000	1	5	6	5.6	1	0	0	0	1	1	6	6.0													
WAKE FOREST	01-23-16	*	24	2	9	222	0	0	.000	0	0	.000	4	3	7	5.7	3	0	2	0	0	1	4	5.9													
DUKE	01-25-16	*	29	2	4	500	0	0	.000	0	0	.000	1	4	5	5.7	3	0	0	1	2	0	4	5.8													



JA'QUAN NEWTON

Sophomore | Guard | 6-2 | 180

Philadelphia, Pa. | Neumann-Goretti HS



Newton Season / Career Highs

Points
Season: 20, vs. Charleston, 12/19/15
Career: 20, vs. Charleston, 12/19/15
ACC: 18, vs. Wake Forest, 1/23/16

Rebounds
Season: 7, vs. Charleston, 12/19/15
Career: 7, vs. Charleston, 12/19/15
ACC: 5 (2x) last vs. Duke, 1/25/16

Assists
Season: 6, vs. Charlotte, 12/5/15
Career: 6, vs. Charlotte, 12/5/15
ACC: 5 (2x) last vs. Duke, 1/25/16

Steals
Season: 4, vs. Charleston, 12/19/15
Career: 4, vs. Charleston, 12/19/15
ACC: 2, vs. Syracuse, 1/2/16

Blocked Shots
Season: 1 (2x) last vs. Princeton, 12/29/15
Career: 1 (6x) last vs. Princeton, 12/29/15
ACC: 1, at Notre Dame, 1/17/15

Field Goals
Season: 6 (3x) last vs. Duke, 1/25/16
Career: 6 (4x) last vs. Duke, 1/25/16
ACC: 6 (3x) last vs. Duke, 1/25/16

Field Goal Attempts
Season: 12, vs. Butler, 11/22/15
Career: 12, vs. Stanford, 4/2/15
ACC: 11, vs. Duke, 1/25/16

Free Throws
Season: 9, vs. Charlotte, 12/5/15
Career: 9, vs. Charlotte, 12/5/15
ACC: 7, vs. Wake Forest, 1/23/16

Free Throw Attempts
Season: 10 (2x) last vs. Syracuse, 1/2/16
Career: 10, vs. Syracuse, 1/2/16
ACC: 10, vs. Syracuse, 1/2/16

3-Point Field Goals
Season: 2, vs. Syracuse, 1/2/16
Career: 2 (2x) last vs. Syracuse, 1/2/16
ACC: 2, vs. Syracuse, 1/2/16

3-Point Field Goal Attempts
Season: 2 (5x) last at Boston College, 1/20/16
Career: 2 (8x) last at Boston College, 1/20/16
ACC: 2 (4x) last at Boston College, 1/20/16

Minutes
Season: 26, vs. Charlotte, 12/5/15
Career: 33, at Pittsburgh, 3/4/15
ACC: 33, at Pittsburgh, 3/4/15

2014-15			
Opposition	P	R	A
Howard	8	0	0
at Florida	5	1	3
vs Drexel	7	1	3
vs Akron	4	0	1
vs Charlotte	3	3	3
at Charlotte	0	0	0
South Alabama	5	1	0
Illinois	0	2	1
Green Bay	0	0	0
Savannah State	2	0	0
Eastern Kentucky	2	2	3
vs Providence	3	0	1
Charleston	6	0	0
Virginia	0	1	1
at Duke	4	2	3
at Notre Dame	16	2	5
NC State	0	0	1
at Syracuse	3	0	0
Georgia Tech	3	0	0
at Florida State	2	0	1
Louisville	3	1	1
Clemson	1	1	1
at Wake Forest	5	0	2
at Boston College	0	0	0
Virginia Tech	0	0	1
North Carolina	10	1	4
at Pittsburgh	4	3	1
at Virginia Tech	8	4	3
vs Virginia Tech	0	3	0
vs Notre Dame	0	0	0
Alabama	1	1	2
at Richmond	11	5	2
vs Temple	9	4	2
vs Stanford	10	5	2

- First name pronounced Juh-Quan.
- Competitor with a real feel for the game. Fearless and relentless. Passionate and energetic.
- Knack for getting in the lane off the dribble, then makes good decisions in the lane: floater, pass, dribble.
- Improved defensively and can play multiple positions, on and off of the ball.
- Getting stronger daily.
- Tremendous ability to finish 8-feet and in. Working to become a better 3-point shooter.
- Ranked No. 58 in ESPN's Top 100.
- Ranked No. 1 in the state and is the 12th-best PG in the country by ESPN.
- Scored 1,972 career points in high school.
- Leading scorer in both the history of the Catholic School League in Philadelphia and in Neumann-Goretti history. Owns three PIAA state titles.
- Mother passed away March 2014 after three-year battle with breast cancer, one day prior to state championship game in which Newton scored 33 points.
- Played on Chershore Playground basketball court at 10th and Olney in Philadelphia. Played in the Chosen League.
- Father, Joe Newton, was NABC Division II national player of the year out of the University of Central Oklahoma.
- Favorites: Food: Fried chicken. Movie: Friday. Pro athlete: LeBron James. Subject in school: Math. Ice cream flavor: Vanilla. Cartoon: Tom and Jerry. Player when I was a kid: Allen Iverson.
- Why UM: Style of play and city of Miami. Ideal job after hoops: Coach.

As a Freshman (2014-15): Started three games, playing in 34, as a true freshman ... Scored in double digits four times ... Dished at least three assists eight times ... Grabbed 14 rebounds in last three games after just 29 boards the first 31 outings ... In ACC play averaged 3.9 points, 1.6 assists, 1.0 rebounds in 13.5 minutes per game ... In four NIT games, averaged 7.8 points, 3.8 rebounds, 2.0 assists in 22.3 minutes ... Missed game vs. NC Central due to injury ... Against Stanford in NIT championship game, knocked down two of four total 3-pointers for season.

High School: Ranked No. 58 in ESPN's Top 100 ... Ranked No. 1 in the state and is the 12th-best PG in the country by ESPN ... Catholic League MVP ... All-Catholic League First Team ... Led team with 21.7 points per game ... Scored 1,972 career points in high school ... Guided the Saints to 22-4 record and sixth-straight Catholic League Championship ... Scored 15 of his 23 points in second half to seal the victory ... Started four-straight years in Catholic League Championship game ... Leading scorer in both the history of the Catholic School League in Philadelphia and in Neumann-Goretti history ... Secured a double-double with 14 points and 10 rebounds in first round of the Pennsylvania Interscholastic Athletic Association playoffs ... Scored 33 points and go-ahead bucket in overtime to win PIAA Class AAA Championship ... Consensus Top 60 player ... Averaged 18.0 points as a junior.

Personal: Born Ja'Quan Naasir Newton on August 23, 1995 in Philadelphia ... First name pronounced Juh-Quan ... Son of the late Lisa Brown, and Joe Newton, the NABC Division II national player of the year out of the University of Central Oklahoma ... Brother to Cary Rudd and Miing Newton ... Mother passed away March 2014 after three-year battle with breast cancer, one day prior to state championship game in which Newton scored 33 points ... NBA Top 100 Camp ... LeBron James Skills Academy ... Played AAU ball for Team Final, the same squad as Miami teammate Davon Reed ... Also recruited by UCLA, Texas A&M and Minnesota ... Undeclared arts and sciences major.

NEWTON CAREER STATISTICS

Season	GP	GS	Min.	Avg.	3-Point			Free Throws			Rebounds				Scoring										
					FG	FGA	Pct.	FT	FTA	Pct.	Off.	Def.	Tot.	Avg.	PF	FO	Ast.	TO	Blk	Stl	Pts.	Avg.			
2014-15	34	3	459	13.5	45	111	.405	4	10	.400	41	64	.641	8	35	43	1.3	34	0	47	39	4	8	135	4.0
2015-16	19	1	415	21.8	73	144	.507	7	19	.368	75	99	.758	10	42	52	2.7	26	0	52	38	2	15	228	12.0
TOTAL	53	4	874	16.5	118	255	.463	11	29	.379	116	163	.712	18	77	95	1.8	60	0	99	77	6	23	363	6.8

NEWTON 2015-16

Opponent	Date	GS	Min	TOTAL			3-PTS			FREE THROWS			REBOUNDS				PF	FO	A	TO	Blk	Stl	Pts	Avg
				FG	FGA	Pct	3FG	FGA	Pct	FT	FTA	Pct	Off	Def	Tot	Avg								
UTRGV	11-13-15	23	3	6	.500	0	1	.000	5	7	.714	0	2	2	2.0	0	0	1	3	0	1	11	11.0	
LOUISIANA	11-16-15	15	5	6	.833	0	0	.000	1	2	.500	0	0	0	1.0	1	0	5	2	0	0	11	11.0	
vs Mississippi State	11-19-15	24	5	10	.500	0	2	.000	5	8	.625	0	2	2	1.3	2	0	5	2	0	2	15	12.3	
vs Utah	11-20-15	22	1	8	.125	0	0	.000	3	4	.750	0	1	1	1.3	1	0	1	1	0	1	5	10.5	
vs Butler	11-22-15	23	5	12	.417	0	1	.000	7	8	.875	0	1	1	1.2	1	0	3	1	1	2	17	11.8	
NORTHEASTERN	11-27-15	20	5	7	.714	1	1	1.000	2	3	.667	1	1	2	1.3	4	0	1	2	0	1	13	12.0	
at Nebraska	12-01-15	20	3	6	.500	0	2	.000	4	5	.800	0	2	2	1.4	1	0	2	2	0	0	10	11.7	
CHARLOTTE	12-05-15	26	2	5	.400	1	2	.500	9	10	.900	0	4	4	1.8	1	0	6	1	0	0	14	12.0	
FLORIDA	12-08-15	19	0	2	.000	0	0	.000	3	4	.750	0	1	1	1.7	1	0	3	3	0	0	3	11.0	
CO. OF CHARLESTON	12-19-15	23	6	8	.750	1	2	.500	7	9	.778	1	6	7	2.2	1	0	2	3	0	4	20	11.9	
at La Salle	12-22-15	21	5	10	.500	0	0	.000	0	1	.000	0	2	2	2.0	0	0	3	1	0	1	10	11.7	
PRINCETON	12-29-15	22	5	8	.625	0	0	.000	3	3	1.000	1	3	4	2.3	1	0	4	1	1	0	13	11.8	
SYRACUSE	01-02-16	24	3	5	.600	2	2	1.000	6	10	.600	1	3	4	2.5	3	0	2	2	0	2	14	12.0	
FLORIDA STATE	01-09-16	21	6	10	.600	0	1	.000	1	1	1.000	0	1	1	2.4	2	0	4	2	0	1	13	12.1	
at Virginia	01-12-16	19	2	5	.400	0	1	.000	2	3	.667	1	4	5	2.5	0	0	1	2	0	0	6	11.7	
at Clemson	01-16-16	24	2	8	.250	1	1	1.000	3	4	.750	2	2	4	2.6	0	0	1	3	0	0	8	11.4	
at Boston College	01-20-16	21	4	7	.571	0	2	.000	4	4	1.000	0	4	4	2.7	3	0	2	3	0	0	12	11.5	
WAKE FOREST	01-23-16	25	5	10	.500	1	1	1.000	7	9	.778	1	0	1	2.6	3	0	1	2	0	0	18	11.8	
DUKE	01-25-16	23	6	11	.545	0	0	.000	3	4	.750	2	3	5	2.7	1	0	5	2	0	0	15	12.0	



JAMES PALMER

Sophomore | Guard | 6-5 | 202

12

Washington, D.C. | St. John's College HS

Palmer Season / Career Highs

Points
Season: 14, vs. Mississippi State, 11/19
Career: 17, at Virginia Tech, 3/7/15
ACC: 17, at Virginia Tech, 3/7/15

Rebounds
Season: 6, vs. UTRGV, 11/13/15
Career: 6, vs. UTRGV, 11/13/15
ACC: 4, at Virginia Tech, 3/7/15

Assists
Season: 3 (2x) last at Virginia, 1/12/16
Career: 3 (5x) last at Virginia, 1/12/16
ACC: 3 (2x) last at Virginia, 1/12/16

Steals
Season: 2 (2x) last vs. Wake Forest, 1/23/16
Career: 2 (2x) last vs. Wake Forest, 1/23/16
ACC: 2 (2x) last vs. Wake Forest, 1/23/16

Blocked Shots
Season: 1 (2x) last vs. Duke, 1/25/16
Career: 1 (1x) last vs. Duke, 1/25/16
ACC: 1 (3x) last vs. Duke, 1/25/16

Field Goals
Season: 6, vs. Mississippi State, 11/19
Career: 5 (2x) last at Virginia Tech, 3/7/15
ACC: 5, at Virginia Tech, 3/7/15

Field Goal Attempts
Season: 9, vs. Mississippi State, 11/19
Career: 10, at Virginia Tech, 3/7/15
ACC: 10, at Virginia Tech, 3/7/15

Free Throws
Season: 3 (3x) last vs. Duke, 1/25/16
Career: 3 (4x) last vs. Duke, 1/25/16
ACC: 3 (2x) last vs. Duke, 1/25/16

Free Throw Attempts
Season: 4 (3x) last vs. Duke, 1/25/16
Career: 4 (4x) last vs. Duke, 1/25/16
ACC: 4 (2x) last vs. Duke, 1/25/16

3-Point Field Goals
Season: 2 (4x) last vs. Wake Forest, 1/23/16
Career: 5, at Virginia Tech, 3/7/15
ACC: 5, at Virginia Tech, 3/7/15

3-Point Field Goal Attempts
Season: 4 (2x) last vs. Duke, 1/25/16
Career: 5 (3x) last at Virginia Tech, 3/7/15
ACC: 5 (2x) last at Virginia Tech, 3/7/15

Minutes
Season: 26, vs. Charlotte, 12/5/15
Career: 27 (2x) last at Virginia Tech, 3/7/15
ACC: 27, at Virginia Tech, 3/7/15

2014-15			
Opposition	P	R	A
Howard	6	2	2
at Florida	10	0	0
vs Drexel	6	0	0
vs Akron	8	3	0
vs Charlotte	12	2	1
at Charlotte	3	2	0
South Alabama	6	4	3
Illinois	0	0	0
Green Bay	0	0	2
Savannah State	2	1	0
Eastern Kentucky	0	1	0
vs Providence	0	0	2
Charleston	5	2	3
Virginia	0	0	1
Boston College	0	0	0
at Duke	2	2	0
at Notre Dame	11	1	0
NC State	7	0	0
at Syracuse	2	1	1
Georgia Tech	6	2	0
at Florida State	0	1	0
Louisville	3	1	0
Clemson	2	3	0
at Wake Forest	6	3	1
at Boston College	2	3	0
Virginia Tech	8	3	3
at Louisville	0	0	0
Florida State	0	0	0
North Carolina	0	0	0
at Pittsburgh	0	0	0
at Virginia Tech	17	4	1
vs Virginia Tech	2	3	1
vs Notre Dame	2	2	1
NC Central	0	2	1
Alabama	2	0	2
at Richmond	2	1	0
vs Temple	4	4	0
vs Stanford	6	1	0

- Intelligent with a high basketball IQ after playing at a high level in high school and AAU due to good coaching.
- Good body size and is maturing physically and growing into his long limbs.
- Can play positions 1-4.
- Makes tough left- and right-handed layups.
- Good pull-up jumper and can make 3-pointers.
- Enjoys life and has a good sense of humor.
- In Spain in August 2014, shot team best 68 percent from the floor and hit 57 percent (8-15) from distance en route to 11.5 ppg.
- Ranked No. 1 player in the D.C. region, by ESPN.
- Played AAU ball for Team Takeover.

- Favorites: Food: Shrimp. Movie: Next Friday. TV Show: Martin. Pro athlete: Jamal Crawford. Pro Sports Team: Cowboys. Midnight snack: Honey Bun, fruit snacks. Class at UM: Acting. Ice cream: Cookies and cream.
- Best advice received: Stay humble, stay hungry. Why UM: Great coaches, playing style and weather. Started playing basketball: Age 7.

As a Freshman (2014-15): Season: Started five of 38 games played ... One of only three Canes to play all 38 games ... Knocked down 5-of-5 from 3-point range at Virginia Tech on his way to season-high 17 points ... Scored in double digits four times ... Hit multiple 3-pointers nine times, including the first five games ... Notched 3-pointer in 11 outings.

High School: Ranked No. 1 player in the D.C. region, by ESPN ... Senior year averaged team-high 15.7 points per game ... Played in D.C. State Athletic Association semifinal ... Led Cadets to 27-4 record ... Helped squad to a 20-win season by averaging 12 points, five rebounds and two assists as a junior ... First team all-conference ... Team captain ... Coached by Sean McAloon at St. John's College HS.

Personal: Born James Alfred Palmer, Jr., on July 31, 1996 in Washington, D.C. ... Son of Diane McFadden and the late James Palmer, Sr. ... Brother to Tijree and Tijisha ... Played AAU ball for Team Takeover ... Also recruited by Memphis, Wake Forest, Rutgers, Cincinnati and Maryland ... Undeclared arts and sciences major.

PALMER CAREER STATISTICS

Season	GP	GS	Min.	Avg.	3-Point			Free Throws			Rebounds				Scoring										
					FG	FGA	Pct.	FT	FTA	Pct.	Off.	Def.	Tot.	Avg.	PF	FO	Ast.	TO	Blk	Stl	Pts.	Avg.			
2014-15	38	5	504	13.3	52	126	.413	23	63	.365	15	23	.652	14	40	54	1.4	28	0	25	28	9	5	142	3.7
2015-16	19	0	230	12.1	26	68	.382	11	29	.379	13	22	.591	6	21	27	1.4	10	0	18	10	2	9	76	4.0
TOTAL	57	5	734	12.9	78	194	.402	34	92	.370	28	45	.622	20	61	81	1.4	38	0	43	38	11	14	218	3.8

PALMER 2015-16

Opponent	Date	GS	Min	TOTAL			3-PTS			FREE THROWS			REBOUNDS				PF	FO	A	TO	Blk	Stl	Pts	Avg
				FG	FGA	Pct	3FG	FGA	Pct	FT	FTA	Pct	Off	Def	Tot	Avg								
UTRGV	11-13-15	23	3	7	.429	2	4	.500	3	4	.750	1	5	6	6.0	0	0	3	0	0	0	11	11.0	
LOUISIANA	11-16-15	11	0	2	.000	0	0	.000	0	0	.000	1	1	2	4.0	1	0	0	0	0	0	0	5.5	
vs Mississippi State	11-19-15	21	6	9	.667	2	3	.667	0	2	.000	0	2	2	3.3	0	0	1	0	0	0	14	8.3	
vs Utah	11-20-15	15	2	2	1.000	2	2	1.000	0	0	.000	0	1	1	2.8	1	0	2	1	0	0	6	7.8	
vs Butler	11-22-15	11	1	2	.500	0	1	.000	0	0	.000	0	1	1	2.4	2	0	1	0	0	0	2	6.6	
NORTHEASTERN	11-27-15	9	1	5	.200	0	1	.000	0	0	.000	0	0	0	2.0	0	0	1	0	0	0	2	5.8	
at Nebraska	12-01-15	3	0	0	.000	0	0	.000	0	0	.000	0	0	0	1.7	1	0	0	0	0	0	0	5.0	
CHARLOTTE	12-05-15	26	3	8	.375	0	1	.000	1	1	1.000	0	3	3	1.9	0	0	1	2	1	1	7	5.3	
FLORIDA	12-08-15	10	0	3	.000	0	1	.000	0	0	.000	1	0	1	1.8	0	0	1	0	0	0	0	4.7	
CO. OF CHARLESTON	12-19-15	19	2	4	.500	0	2	.000	0	2	.000	0	2	2	1.8	0	0	1	2	0	1	4	4.6	
at La Salle	12-22-15	22	1	6	.167	1	3	.333	3	4	.750	1	1	2	1.8	3	0	1	2	0	1	6	4.7	
PRINCETON	12-29-15	9	2	4	.500	1	3	.333	0	0	.000	1	3	4	2.0	1	0	1	1	0	0	5	4.8	
SYRACUSE	01-02-16	8	1	3	.333	0	1	.000	1	1	1.000	1	1	2	2.0	0	0	1	0	0	0	3	4.6	
FLORIDA STATE	01-09-16	4	0	1	.000	0	0	.000	0	0	.000	0	1	1	1.9	0	0	0	1	0	1	0	4.3	
at Virginia	01-12-16	8	0	1	.000	0	0	.000	0	0	.000	0	0	0	1.8	0	0	3	0	0	0	0	4.0	
at Clemson	01-16-16	0	0	0	.000	0	0	.000	0	0	.000	0	0	0	1.7	0	0	0	0	0	0	0	3.8	
at Boston College	01-20-16	10	1	3	.333	0	1	.000	1	2	.500	0	0	0	1.6	1	0	1	0	0	2	3	3.7	
WAKE FOREST	01-23-16	10	2	3	.667	2	2	1.000	1	2	.500	0	0	0	1.5	0	0	0	1	0	2	7	3.9	
DUKE	01-25-16	11	1	5	.200	1	4	.250	3	4	.750	0	0	0	1.4	0	0	0	0	1	1	6	4.0	



DAVON REED

Junior | Guard | 6-6 | 210

Ewing, N.J. | Princeton Day School

5

Reed Season / Career Highs

Points
Season: 19 (2x) last vs. Northeastern, 11/28/15
Career: 19 (6x) last vs. Northeastern, 11/28/15
ACC: 19 (4x) last vs. Louisiana, 11/16/15

Rebounds
Season: 9, vs. Princeton, 12/29/15
Career: 12, at Richmond, 3/24/15
ACC: 8, vs. Florida State, 2/25/15

Assists
Season: 4, vs. Northeastern, 11/28/15
Career: 7, vs. Loyola, 12/30/13
ACC: 5, vs. Virginia Tech, 2/18/15

Steals

Season: 3, vs. Florida, 12/8/15
Career: 5, at Wake Forest, 2/11/15
ACC: 5, at Wake Forest, 2/11/15

Blocked Shots

Season: 2, vs. Florida, 12/8/15
Career: 3, vs. Temple, 3/31/15
ACC: 2, at Virginia Tech, 3/7/15

Field Goals

Season: 7, vs. Northeastern, 11/28/15
Career: 7 (4x) last vs. Northeastern, 11/28/15
ACC: 7 (2x) last at Pittsburgh, 3/4/15

Field Goal Attempts

Season: 12, at Clemson, 1/16/16
Career: 13, at Wake Forest, 2/11/15
ACC: 13, at Wake Forest, 2/11/15

Free Throws

Season: 6, vs. UTRGV, 11/13/15
Career: 9, vs. Alabama, 3/21/15
ACC: 6, vs. Florida State, 2/25/15

Free Throw Attempts

Season: 9, vs. UTRGV, 11/13/15
Career: 14, vs. Alabama, 3/21/15
ACC: 6 (2x) last vs. Florida State, 2/25/15

3-Point Field Goals

Season: 4, vs. Louisiana, 11/16/15
Career: 5 (2x) last vs. Louisville, 2/3/15
ACC: 5, vs. Louisville, 2/3/15

3-Point Field Goal Attempts

Season: 6, at Nebraska, 12/1/15
Career: 8, vs. Arizona State, 12/1/13
ACC: 8, at Wake Forest, 2/11/15

Minutes

Season: 36, at Clemson, 1/16/16
Career: 45, at Boston College, 2/16/15
ACC: 45, at Boston College, 2/16/15

NIT All-Tournament Team, 2015

All-ACC Academic Men's Basketball Team, 2015

- Focused. Structured. Determined. Competitive. Student of the game. Will do whatever it takes to win.
- A 3 guard who played out of position at the point his freshman season for Miami.
- Can guard multiple positions, has long arms and a fierce tenacity.
- Mostly a catch-and-shoot guy. Working on game off the bounce.
- Improved both his ability to attack the basket and his layup-making skills.
- Good student. Professional approach to life and everything he does. Mature for his age.
- Missed only eight games as a sophomore after quickly rehabbing knee injury that could have sidelined him for season.
- Improved bench 175 to 250 pounds in four months as a freshman.
- Four-star swingman listed as a Top 100 player (No. 97) by Rivals.com and No. 78 in Class of 2013 by ESPN.
- Third-best talent in New Jersey and 18th best nationally at shooting guard, according to ESPN.com.
- Kevin Durant Skills Academy. McDonald's All-American candidate.
- 2,000 point scorer. Averaged 24 points and 10 rebounds as a senior.
- Youth Role Model Award from Join-Effort Princeton for both dedication to his community and excellence in his personal life.

- Favorites: Food: Chicken marsala. Movie: I am Legend. Book: Great Gatsby. Pro athlete: LeBron James. Quote: Dreams don't work unless you do. Subject in school: Science. Class at UM: Marketing & professional selling. Ice cream flavor: Chocolate chip cookie dough. Cereal: Captain Crunch with crunch berries. TV Show: Game of Thrones. Musical Artist: J. Cole. Best advice received: Do what makes you happy. Why UM: ACC basketball, Coach L and sunny south Florida. Started playing basketball: Age 5.

As a Sophomore (2014-15): Started 21-straight games after missing the first eight with injury then coming off the bench his first eight outings ... Improved from 2.4 ppg and 2.4 rpg in five non-conference games to 9.2 ppg and 3.6 rpg in ACC play ... Improved shooting from 27.3 FG percent and 16.7 3FG percent in non-conference games to 54.8 FG percent and 52.7 3FG percent in ACC action ... Scored in double digits 12 times ... Hit multiple 3-pointers in 11 games ... Notched 3-pointer in 19 games, including nine-straight outings Jan. 17-Feb. 16 ... In two ACC Tournament games, averaged 8.0 points, 5.0 rebounds, 1.0 assists, 1.0 steals in 33.0 minutes ... In five NIT games averaged 10.8 points, 7.0 rebounds, 3.8 assists, 1.0 blocks in 34.6 minutes.

As a Freshman (2013-14): Started 10 of 33 games ... Started four of 18 ACC games ... In ACC play averaged 4.8 points and 1.5 rebounds in 15.9 minutes ... Notched 3-pointer in 13-straight games from 11/11 to 1/4.

High School: Four-star swingman listed as a Top 100 player (No. 97) by Rivals.com and No. 78 in the Class of 2013 by ESPN ... Third-best talent in New Jersey and 18th best nationally at the shooting guard position, according to ESPN.com ... Rivals ranked him as 24th among shooting guards ... Kevin Durant Skills Academy ... 2,000 point scorer ... Averaged 24 points and 10 rebounds as a senior ... McDonald's All-American candidate ... Prep B Player of the Year in New Jersey ... All-area player of the year twice ... Averaged 27 points and nine rebounds per game for Princeton Day School junior season ... Coached by Paris McClean ... Youth Role Model Award from Join-Effort Princeton for both dedication to his community and excellence in personal life.

Personal: Name is pronounced Day-von ... Born Davon Malcolm Reed on June 11, 1995 ... Son of David and Rose Reed ... Brother to Miles ... Majoring in sports administration ... Played AAU ball with Team Final ... Chose Miami over offers from Wake Forest, Cincinnati, Xavier and Memphis ... Student-Athlete Advisory Committee representative at UM ... Book Buster (3.0 semester GPA) ... Athletic Director's Honor Roll (3.2 semester GPA) ... Dean's List (3.5 semester GPA) ... ACC Honor Roll.

2013-14				2014-15			
Opposition	P	R	A	Opposition	P	R	A
St. Francis (NY)	3	1	0	Green Bay	0	0	0
Ga. Southern	7	1	2	Savannah State	0	1	1
Texas Southern	11	3	3	Eastern Kentucky	7	4	0
at C of Charleston	3	2	3	vs Providence	0	2	2
UCF	17	5	1	Charleston	5	5	4
vs Geo. Wash.	6	2	2	Virginia	4	1	0
at CS Fullerton	9	3	2	Boston College	0	2	0
vs Arizona State	19	1	2	at Duke	4	3	2
at Nebraska	5	2	2	at Notre Dame	9	4	4
Virginia Tech	10	5	0	NC State	10	1	2
at Savannah State	8	1	1	at Syracuse	11	2	1
La Salle	8	0	4	Georgia Tech	6	4	0
Loyola	8	2	7	at Florida State	11	6	2
at Syracuse	5	0	1	Louisville	19	5	1
at North Carolina	0	2	0	Clemson	3	2	0
Florida State	0	1	0	at Wake Forest	17	4	0
at Georgia Tech	3	0	0	at Boston College	19	6	3
Duke	2	2	0	Virginia Tech	9	3	5
Syracuse	16	2	0	at Louisville	0	2	1
at Maryland	6	1	1	Florida State	18	8	1
Norfolk State	4	4	1	North Carolina	2	3	2
Pittsburgh	4	3	1	at Pittsburgh	19	3	3
NC State	3	1	1	at Virginia Tech	4	5	2
at Florida State	7	2	2	vs Virginia Tech	10	4	1
at Virginia Tech	5	2	0	vs Notre Dame	6	6	1
Notre Dame	12	3	0	NC Central	7	3	6
Boston College	0	0	0	Alabama	15	8	3
at Virginia	2	1	0	at Richmond	10	12	2
at NC State	5	0	0	vs Temple	6	7	4
at Clemson	3	1	0	vs Stanford	16	5	4
Wake Forest	3	1	1				
vs Virginia Tech	14	1	0				
vs NC State	9	0	1				

REED CAREER STATISTICS																									
Season	GP	GS	Min.	Avg.	FG	FGA	Pct.	3-Point			Free Throws			Rebounds				Scoring							
								FG	FGA	Pct.	FT	FTA	Pct.	Off.	Def.	Tot.	Avg.	PF	FO	Ast.	TO	Blk	Stl	Pts.	Avg.
2013-14	33	10	683	20.7	71	207	.343	40	112	.357	35	53	.660	12	43	55	1.7	55	0	38	44	4	16	217	6.6
2014-15	30	21	824	27.5	77	164	.470	37	81	.457	56	77	.727	25	96	121	4.0	68	1	57	32	13	27	247	8.2
2015-16	19	19	504	26.5	61	142	.430	21	62	.339	53	67	.791	11	72	83	4.4	38	0	23	28	7	14	196	10.3
TOTAL	82	50	2011	24.5	209	513	.407	98	255	.384	144	197	.731	48	211	259	3.2	161	1	118	104	24	57	660	8.0

REED 2015-16		TOTAL										FREE THROWS			REBOUNDS				Scoring					
Opponent	Date	GS	Min	FG	FGA	Pct	3FG	FGA	Pct	FT	FTA	Pct	Off	Def	Tot	Avg	PF	FO	A	TO	Blk	Stl	Pts	Avg
UTRGV	11-13-15	*	24	4	11	.364	0	4	.000	6	9	.667	1	2	3	3.0	3	0	0	0	0	1	14	14.0
LOUISIANA	11-16-15	*	32	6	8	.750	4	5	.800	3	4	.750	0	4	4	3.5	3	0	1	2	1	1	19	16.5
vs Mississippi State	11-19-15	*	18	1	2	.500	1	1	1.000	5	5	1.000	0	3	3	3.3	4	0	1	2	0	0	8	13.7
vs Utah	11-20-15	*	23	2	6	.333	0	1	.000	2	4	.500	0	4	4	3.5	2	0	1	1	0	1	6	11.8
vs Butler	11-22-15	*	30	1	3	.333	1	1	1.000	4	4	1.000	1	4	5	3.8	3	0	3	2	0	0	7	10.8
NORTHEASTERN	11-27-15	*	34	7	10	.700	2	5	.400	3	3	1.000	1	6	7	4.3	3	0	4	2	1	1	19	12.2
at Nebraska	12-01-15	*	32	1	10	.100	1	6	.167	5	6	.833	1	3	4	4.3	2	0	0	1	0	0	8	11.6
CHARLOTTE	12-05-15	*	17	4	5	.800	0	0	.000	4	4	1.000	0	5	5	4.4	3	0	2	2	0	0	12	11.6
FLORIDA	12-08-15	*	27	2	8	.250	1	4	.250	0	0	.000	0	4	4	4.3	2	0	0	2	2	3	5	10.9
CO. OF CHARLESTON	12-19-15	*	21	2	5	.400	2	4	.500	3	4	.750	0	0	0	3.9	2	0	1	0	0	0	9	10.7
at La Salle	12-22-15	*	21	2	5	.400	0	2	.000	3	4	.750	0	6	6	4.1	2	0	2	0	1	0	7	10.4
PRINCETON	12-29-15	*	30	5	11	.455	0	2	.000	3	5	.600	1	8	9	4.5	0	0	0	2	0	1	13	10.6
SYRACUSE	01-02-16	*	21	1	7	.143	0	4	.000	2	3	.667	1	4	5	4.5	1	0	1	2	0	0	4	10.1
FLORIDA STATE	01-09-16	*	26	3	6	.500	3	5	.600	3	4	.750	0	4	4	4.5	1	0	2	5	0	1	12	10.2
at Virginia	01-12-16	*	30	5	8	.625	1	4	.250	0	0	.000	0	5	5	4.5	1	0	0	1	0	1	11	10.3
at Clemson	01-16-16	*	36	6	12	.500	3	5	.600	2	2	1.000	0	2	2	4.4	1	0	2	3	0	1	17	10.7
at Boston College	01-20-16	*	28	2	5	.400	0	0	.000	3	4	.750	1	3	4	4.4	1	0	1	1	0	1	7	10.5
WAKE FOREST	01-23-16	*	27	1	10	.100	0	4	.000	2	2	1.000	3	2	5	4.4	1	0	1	0	1	1	4	10.1
DUKE	01-25-16	*	27	6	10	.600	2	5	.400	0	0	.000	1	3	4	4.4	3	0	1	0	1	1	14	10.3



ANGEL RODRIGUEZ

Redshirt Senior | Guard | 5-11 | 185

Cupey, P.R. | Kansas State | Dr. Krop HS (Miami, Fla.)

13

Rodriguez Season / Career Highs

Points
Season: 19, vs. Butler, 11/22/15
Career: 25 (2x) last vs. Florida State, 2/25/15
ACC: 25 (2x) last vs. Florida State, 2/25/15

Rebounds
Season: 5, vs. Louisiana, 11/16/15
Career: 8, vs. Akron, 11/21/14
ACC: 5, vs. Duke, 1/25/16

Assists
Season: 11, vs. Duke, 1/25/16
Career: 11, vs. Duke, 1/25/16
ACC: 11, vs. Duke, 1/25/16

Steals
Season: 6, vs. Syracuse, 1/2/16
Career: 6, vs. Syracuse, 1/2/16
ACC: 6, vs. Syracuse, 1/2/16

Blocked Shots
Season: 2, vs. Syracuse, 1/2/16
Career: 2 (3x) last vs. Syracuse, 1/2/16
ACC: 2, vs. Syracuse, 1/2/16

Field Goals
Season: 6 (2x) last at Virginia, 1/12/16
Career: 8 (3x) last vs. Florida State, 2/25/15
ACC: 8 (2x) last vs. Florida State, 2/25/15

Field Goal Attempts
Season: 13, at Virginia, 1/12/16
Career: 22, vs. Virginia, 01/03/15
ACC: 22, vs. Virginia, 01/03/15

Free Throws
Season: 8, vs. Louisiana, 11/16/15
Career: 10, vs. Virginia, 01/03/15
ACC: 10, vs. Virginia, 01/03/15

Free Throw Attempts
Season: 11, vs. Louisiana, 11/16/15
Career: 12 (2x) last vs. Florida State, 2/25/15
ACC: 12 (2x) last vs. Florida State, 2/25/15

3-Point Field Goals
Season: 3 (3x) last vs. Duke, 1/25/16
Career: 5, (3x) last at Florida, 11/17/14
ACC: 4, at Duke, 1/13/15

3-Point Field Goal Attempts
Season: 7 (3x) last vs. Duke, 1/25/16
Career: 10, vs. TCU, 3/5/13
ACC: 9, at Syracuse, 1/24/15

Minutes
Season: 36, at Nebraska, 12/1/15
Career: 44, vs. Virginia, 01/03/15
ACC: 44, vs. Virginia, 01/03/15

Puerto Rico Tip-Off Most Valuable Player, 2015

ACSM AII-ACC Team, H.M., 2015

Bob Cousy Collegiate PG of the Year Award Preseason Watch List, 2015

Oscar Robertson Trophy Preseason Watch List, 2015

ACC Player of the Week - Nov. 24, 2014

Gildan Charleston Classic Most Valuable Player, 2014

NABC District 8 Second Team

All-Big 12 Second Team

Big 12 All-Defensive Team

Phillips 66 All-Championship Team

Big 12 Co-Champions

Phillips 66 Co-Big 12 Player of the Week (Feb. 18)

- Floor general. Vocal & physical leader. High energy. Quick side-to-side.
- Ultra competitive. A bulldog. Very physical. Will use his strength on defense and to go to the rim.
- Wants ball in hands at end of game. Big shot maker.
- Defensive mindset. Takes pride in his D.
- Makes an array of layups, floaters and pull-up jumpers.
- Gets the best out of others. Creates for teammates, scores off dribble.
- Transferred from Kansas State in fall of 2013, sitting out 2013-14 due to NCAA transfer rules.
- As a sophomore at K-State (2012-13): NABC District 8 second team. All-Big 12 Second Team. Big 12 All-Defensive Team. Phillips 66 All-Championship Team. Big 12 Co-Champions.
- Ranked third in Big 12 in assists, fourth in steals and fifth in assist-to-turnover ratio during his sophomore season in 2012-13.
- Born in San Juan, Puerto Rico. First language is Spanish. Left Puerto Rico at age 15 to come to U.S. to play basketball. Transferred to Miami to be closer to home so his mother can watch his games.
- Despite baseball being a pastime in Puerto Rico, never played because action was too slow.

"Coming to Miami was the best decision I ever made in my life. There are just so many positive things ever since I came here. I got healthy. I met the great staff that we have, from top to bottom. I'm close to my family. I see my friends. I have a life other than basketball. So my mind is not just stuck in basketball. I kind of get my time to relax. I'm from Puerto Rico, I get to go to the beach and kind of feel like I'm at home, too. And at the same time it motivates me to get to be close to my family because it's something I don't want to take for granted any more. I'm enjoying every single moment that I spend with them. It motivates me to do good, and make them proud, because finally they're going get to see me at the games."

High School: No. 4 prospect in state of Florida by FloridaHoops.com... A three-year letterman at Dr. Michael Krop High School in Miami, Fla. ... Averaged 23 points and six assists as a senior ... Named first team All-Class 6A by Florida Association of Basketball Coaches (FABC) ... All-Dade County team by *Miami Herald* ... Had steal and game-winning basket in a 57-55 win over Hialeah-Miami Lakes and future Kansas State teammate Adrian Diaz to capture District 13-6A title ... Posted 32 points against Carol City (2/10/11) in District 13-6A semifinals ... Helped Lightning to a 26-6 record and its first trip to Class 6A state final four as a junior in 2009-10 ... Averaged 20.9 points, seven assists and 3.9 rebounds as a junior... *Miami Herald's* 2009-10 Class 6A Player of the Year ... First team all-state... Second team All-Florida (all classifications) ... First team All-Class 6A by FloridaHoops.com as a junior ... Collected a team-high 23 points and eight rebounds in loss to Orlando Dr. Phillips in state semifinals ... Posted 39 points in Regional Final win over Columbus ... Scored 38 points in a win over Arlington Country Day ... Led team in scoring and assists as a sophomore en route to guiding Lightning to district title ... First team All-Dade County by *Miami Herald* ... Injured knee during summer after senior year of high school ... Coached by Marcos "Shakey" Rodriguez.

Personal: Angel Daniel Rodriguez Tricoche was born Dec. 5, 1992, in San Juan, Puerto Rico ... Left Puerto Rico at age 15 to come to U.S. to play basketball ... Mother is Jacqueline Tricoche ... Has two younger brothers, Luis Rivera and Yaniel Rivera... Cousin, Javi Gonzalez, played four seasons (2007-11) at NC State ... Received scholarship offers from Louisville, Florida and N.C. State ... Will graduate in December 2015 with B.S. Ed. in sports administration ... Enjoys singing and watching reality TV.

RODRIGUEZ CAREER STATISTICS

K-State	GP			Min.			Avg.			3-Point			Free Throws			Rebounds			Scoring						
	GP	GS	Min.	Avg.	FG	FGA	Pct.	FG	FGA	Pct.	FT	FTA	Pct.	Off.	Def.	Tot.	Avg.	PF	FO	Ast.	TO	Bk	Stl	Pts.	Avg.
2011-12	32	7	694	21.7	80	222	.360	32	101	.317	73	106	.689	18	61	79	2.5	89	4	101	85	1	41	265	8.3
2012-13	33	33	930	28.2	115	319	.361	55	160	.344	90	109	.826	18	51	69	2.1	70	1	173	78	0	50	375	11.4
Totals	65	40	1,624	25.0	195	541	.360	87	261	.333	163	215	.758	36	112	148	2.3	159	5	274	163	1	91	640	9.8

Miami	GP			Min.			Avg.			3-Point			Free Throws			Rebounds			Scoring						
	GP	GS	Min.	Avg.	FG	FGA	Pct.	FG	FGA	Pct.	FT	FTA	Pct.	Off.	Def.	Tot.	Avg.	PF	FO	Ast.	TO	Bk	Stl	Pts.	Avg.
2014-15	32	29	906	28.3	110	326	.337	48	158	.304	114	153	.745	14	61	75	2.3	89	6	126	74	9	59	382	11.9
2015-16	19	19	544	28.6	68	168	.405	26	90	.289	56	70	.800	10	31	41	2.2	48	1	76	45	4	32	218	11.5
TOTAL	51	48	1450	28.4	178	494	.360	74	248	.298	170	223	.762	24	92	116	2.3	137	7	202	119	13	91	600	11.8

RODRIGUEZ 2015-16

Opponent	Date	GS	Min	TOTAL			3-PTS			FREE THROWS			REBOUNDS			PF	FO	A	TO	Bk	Stl	Pts	Avg	
				FG	FGA	Pct	3FG	FGA	Pct	FT	FTA	Pct	Off	Def	Tot									Avg
UTRGV	11-13-15	*	32	2	10	.200	1	7	.143	0	1	.000	1	1	2	2.0	1	0	7	0	0	2	5	5.0
LOUISIANA	11-16-15	*	31	4	11	.364	2	6	.333	8	11	.727	3	2	5	3.5	3	0	4	2	1	0	18	11.5
vs Mississippi State	11-19-15	*	24	4	6	.667	2	3	.667	1	2	.500	1	2	3	3.3	3	0	5	2	0	0	11	11.3
vs Utah	11-20-15	*	25	3	8	.375	1	3	.333	4	4	1.000	0	2	2	3.0	2	0	4	1	0	3	11	11.3
vs Butler	11-22-15	*	29	6	10	.600	3	6	.500	4	4	1.000	0	1	1	2.6	3	0	3	4	0	3	19	12.8
NORTHEASTERN	11-27-15	*	32	5	11	.455	1	4	.250	1	1	1.000	0	0	0	2.2	4	0	6	3	0	1	12	12.7
at Nebraska	12-01-15	*	36	5	11	.455	2	5	.400	3	4	.750	0	4	4	2.4	1	0	4	4	1	3	15	13.0
CHARLOTTE	12-05-15	*	21	2	6	.333	1	4	.250	3	3	1.000	0	1	1	2.3	0	0	1	2	0	1	8	12.4
FLORIDA	12-08-15	*	29	5	8	.625	3	5	.600	4	4	1.000	0	3	3	2.3	3	0	2	2	0	3	17	12.9
CO. OF CHARLESTON	12-19-15	*	25	3	8	.375	1	4	.250	2	4	.500	0	2	2	2.3	2	0	5	5	0	0	9	12.5
at La Salle	12-22-15	*	19	2	8	.250	0	3	.000	7	8	.875	1	0	1	2.2	2	0	1	1	0	0	11	12.4
PRINCETON	12-29-15	*	28	5	7	.714	2	3	.667	2	2	1.000	0	2	2	2.2	3	0	5	3	0	1	14	12.5
SYRACUSE	01-02-16	*	28	1	9	.111	0	7	.000	1	1	1.000	1	2	3	2.2	4	0	4	5	2	6	3	11.8
FLORIDA STATE	01-09-16	*	31	2	8	.250	0	6	.000	2	3	.667	0	0	0	2.1	5	1	2	2	0	0	6	11.4
at Virginia	01-12-16	*	33	6	13	.462	2	6	.333	3	5	.600	1	0	1	2.0	3	0	3	0	0	1	17	11.7
at Clemson	01-16-16	*	24	1	7	.143	0	3	.000	1	2	.500	1	0	1	1.9	2	0	3	1	0	0	3	11.2
at Boston College	01-20-16	*	34	4	9	.444	0	3	.000	4	5	.800	0	1	1	1.9	3	0	4	3	0	2	12	11.2
WAKE FOREST	01-23-16	*	31	4	9	.444	2	5	.400	4	4	1.000	1	3	4	2.0	2	0	2	4	0	5	14	11.4
DUKE	01-25-16	*	32	4	9	.444	3	7	.429	2	2	1.000	0	5	5	2.2	2	0	11	1	0	1	13	11.5



MIKE ROBINSON

Freshman | Guard | 5-10 | 170

20

New Britain, Conn. | New Britain HS

- Manager turned walk on.
- Good athlete who played basketball, football and was on track team in high school.
- Nicknames are Mike Rob and Springs.

• Favorites: Meal: Chicken, candied yams, mashed potatoes. Athlete: Kobe Bryant. Pro Team: Lakers. Midnight snack: Cinnamon Toast Crunch. Ice Cream: Strawberry.
Move: Love & Basketball. TV Show: Martin. Musical Artist: Styles P. Place on Campus: The BUC.

2015-16			
Opposition	P	R	A
UT RGV	3	1	0
Mississippi State	0	0	0
Utah	6	0	0
Charlotte	0	0	0
Co. of Charleston	0	0	0
La Salle	3	0	0

High School

Also played wide receiver on the football team and in track participated in the high jump, long jump, triple jump and 4x100 relay team ... Mascot was the Golden Hurricanes ... William F. Burns Memorial Award and Scholarship ... Harry L. Stromquist Memorial Scholarship ... 2014 Connecticut Association of Schools Scholar-Athlete ... Academic all-conference in basketball four seasons ... Two-year varsity basketball captain ... One-year football and track captain.

Personal

Born May 2, 1996 in New Britain, Conn. ... Son of Eugene and Veronica Robinson ... Brother to Eugene ... Majoring in finance ... Good quickness and a high motor ... Competes hard on both ends, pressures basketball, attacks defense with his dribble.



CHRIS STOWELL

Sophomore | Forward | 6-6 | 190

35

Exeter, N.H. | Tilton School (N.H.) | Exeter HS

- Last name is pronounced stole.
- Walk on from New Hampshire who played postgraduate year at Tilton School.
- Foote Fellow at UM - a program that is offered to a select number of incoming freshmen who have a record of curricular and co-curricular distinction in high school and exhibit an interest in and capacity for independent and self-motivated learning.
- Good athleticism and is improving his strength.
- Looking to expand his offensive game to shoot 3-pointers.
- Brother, Bill, played basketball at Plymouth State University.
- Speaks English, Spanish, some Italian, a little Russian, and is learning Chinese and Hebrew.

2014-15			
Opposition	P	R	A
Howard	0	0	1
Charleston	0	0	0
Virginia Tech	0	0	0
at Virginia Tech	0	0	0

2015-16			
Opposition	P	R	A
UTRGV	0	0	0
Mississippi State	0	0	0
Utah	0	0	0
Charlotte	0	1	0
Co. of Charleston	0	1	0
La Salle	0	1	0

• Favorites: Food: Tacos. Movie: Oceans 11. Book: Mind Gym by Gary Mack. Pro athlete: Alex Rodriguez. Quote: Winners never quit and quitters never win. Actor: Mark Harmon. Class at UM: Chinese 101. Ice cream: Peanut butter. Cuban dish: Dulce de leche and Cuban coffee. Pro Team: New York Yankees. Midnight Snack: Orange creamsicles. TV Show: Game of Thrones.
• Biggest fear: Clowns. Ideal profession: Entrepreneur. Why UM: Best combination of academics and athletics. Started playing basketball: Age 4.

As a Freshman (2014-15)

Played in four games as a true freshman ... One assist vs. Howard, in first collegiate game ... One shot attempt, vs. College of Charleston ... Totaled six minutes ... Spring 2015 - President's Honor Roll (4.0 GPA), Provost's Honor Roll (3.75+ GPA), Dean's List (3.5+ GPA), Athletic Director's Honor Roll (3.2+ GPA) and Book Buster (3.0+ GPA) ... Fall 2014 - Provost's Honor Roll (3.75+ GPA), Dean's List (3.5+ GPA), Athletic Director's Honor Roll (3.2+ GPA) and Book Buster (3.0+ GPA).

Tilton School

During post graduate year in 2013-14, won postseason coaches award ... Coached by Marcus O'Neil ... Honor roll.

Exeter High School

Helped Blue Hawks to state playoffs in both the 2011-12 and 2012-13 seasons ... Reached quarterfinals senior year ... In 2012-13 assisted team to championship game of the 50th Annual Queen City Invitational by scoring 10 points and going 6-for-6 from line in semi-final game ... Coached by Jeff Holmes at Exeter ... Twice earned scholar-athlete award ... Honor roll.

Personal

Born Christopher Michael Stowell on Dec. 29, 1994 in Exeter, N.H. ... Last name is pronounced stole ... Son of Bill and Maria ... Brother to Bill, Jr., who played basketball at Plymouth State University ... One of 560 students (out of 10,000 undergrads) to be named a Foote Fellow at UM - a program that is offered to select incoming freshmen who have a record of curricular and co-curricular distinction in high school and exhibit an interest in and capacity for independent and self-motivated learning ... Student-Athlete Advisory Committee representative at UM ... Majoring in entrepreneurship.



33



IVAN CRUZ UCEDA
Sr. | F | 6-10 | 217
Madrid, Spain
Harcum College (Pa.)

15



EBUKA IZUNDU
Fr. | C | 6-10 | 210
Charlotte, N.C. | Nigeria
Victory Christian

23



TONYE JEKIRI
Sr. | C | 7-0 | 248
Hialeah, Fla. | Nigeria
Champagnat Catholic

3



ANTHONY LAWRENCE, JR.
Fr. | G | 6-7 | 210
St. Petersburg, Fla.
Lakewood Senior

10



SHELDON McCLELLAN
Gr. | G | 6-5 | 200
Houston, Texas
Texas | Bellaire

1




RASHAD MUHAMMAD
Jr. | G | 6-6 | 160
Las Vegas, Nev.
San Jose State | Bishop Gorman

21



KAMARI MURPHY
RJr. | F | 6-8 | 220
Brooklyn, N.Y.
Oklahoma State | IMG | Lincoln

0



JA'QUAN NEWTON
So. | G | 6-2 | 180
Philadelphia, Pa.
Neumann-Goretti

12



JAMES PALMER
So. | G | 6-5 | 202
Washington, D.C.
St. John's College HS

5



DAVON REED
Jr. | G | 6-6 | 210
Ewing, N.J.
Princeton Day School

20



MIKE ROBINSON
Fr. | G | 5-10 | 170
New Britain, Conn.
New Britain

13



ANGEL RODRIGUEZ
RSr. | G | 5-11 | 185
San Juan, P.R.
Kansas State | Dr. Krop

35



CHRIS STOWELL
So. | F | 6-6 | 190
Exeter, N.H.
Tilton School | Exeter




JIM LARRAÑAGA
Head Coach



CHRIS CAPUTO
Assistant Coach



JAMAL BRUNT
Assistant Coach



ADAM FISHER
Assistant Coach



JAMES JOHNSON
Director of Operations

2015-16 Miami Men's Basketball
Miami Team Game-by-Game Comparison (as of Jan 27, 2016)
All games

Opponent	1st	2nd	Score	Mar	Total FG	FG Pct	3-Pointers	3FG Pct	Free Throws	FT Pct	Rebounds	Assist	T/Over	Block	Steal	Fouls
UTRGV	28/20	58/39	86-59	+27	26-62/22-55	.419/.400	10-31/7-19	.323/.368	24-33/8-12	.727/.667	45/34 +11	14/9	8/15	0/1	6/4	16/26
LOUISIANA	43/27	50/50	93-77	+16	31-55/29-63	.564/.460	12-23/5-20	.522/.250	19-27/14-24	.704/.583	31/38 (7)	17/14	10/13	4/3	6/7	20/23
Mississippi State	59/35	46/44	105-79	+26	34-60/30-66	.567/.455	9-17/9-22	.529/.409	28-38/10-15	.737/.667	41/27 +14	20/14	11/13	1/5	7/3	20/29
Utah	46/32	44/34	90-66	+24	31-58/24-48	.534/.500	9-17/8-21	.529/.381	19-25/10-15	.760/.667	34/25 +9	13/11	7/16	1/1	8/1	17/21
Butler	42/29	43/46	85-75	+10	27-52/26-59	.519/.441	9-20/8-18	.450/.444	22-24/15-21	.917/.714	33/30 +3	14/11	11/13	5/1	8/5	21/19
NORTHEASTERN	30/35	47/43	77-78	(1)	32-59/25-54	.542/.463	6-17/12-22	.353/.545	7-9/16-22	.778/.727	30/33 (3)	16/11	11/12	7/1	4/5	21/14
Nebraska	37/36	31/32	77-72	+5	24-58/27-64	.414/.422	6-21/9-18	.286/.500	23-28/9-12	.821/.750	41/34 +7	8/10	14/12	4/4	4/7	16/22
CHARLOTTE	46/21	42/39	88-60	+28	29-54/23-67	.537/.343	7-14/3-18	.500/.167	23-27/11-17	.852/.647	41/32 +9	19/13	12/5	3/1	3/5	17/19
FLORIDA	33/24	33/31	66-55	+11	20-51/22-57	.392/.386	7-17/1-12	.412/.083	19-24/10-16	.792/.625	42/31 +11	9/7	14/10	6/1	7/5	17/23
CO. OF CHARLESTON	41/32	44/31	85-63	+22	29-52/24-61	.558/.393	8-21/4-13	.381/.308	19-28/11-17	.679/.647	37/32 +5	14/12	17/17	3/0	11/13	20/25
La Salle	40/22	55/27	95-49	+46	34-64/17-57	.531/.298	8-20/6-24	.400/.250	19-24/9-19	.792/.474	51/24 +27	17/11	8/8	3/2	3/2	18/20
PRINCETON	27/30	49/34	76-64	+12	30-55/23-59	.545/.390	5-15/6-20	.333/.300	11-14/12-17	.786/.706	37/27 +10	11/5	11/8	7/3	2/8	13/15
SYRACUSE	17/25	47/26	64-51	+13	18-52/18-56	.346/.321	3-25/7-22	.120/.318	25-34/8-14	.735/.571	41/41 -	9/7	12/19	7/1	12/7	14/25
FLORIDA STATE	32/24	40/35	72-59	+13	27-57/23-65	.474/.354	6-24/2-19	.250/.105	12-16/11-16	.750/.688	38/39 (1)	12/11	13/14	1/4	4/5	16/17
Virginia	23/27	35/39	58-66	(8)	21-50/24-47	.420/.511	6-22/2-7	.273/.286	10-17/16-21	.588/.762	27/35 (8)	8/12	9/11	1/3	5/1	17/19
Clemson	34/32	31/44	65-76	(11)	24-55/27-56	.436/.482	7-14/7-16	.500/.438	10-14/15-15	.714/1000	32/30 +2	9/15	13/8	3/3	4/8	12/12
Boston College	29/28	38/25	67-53	+14	24-55/21-56	.436/.375	2-10/3-14	.200/.214	17-28/8-14	.607/.571	43/37 +6	10/12	13/15	4/5	11/5	15/19
WAKE FOREST	35/33	42/30	77-63	+14	23-64/23-59	.359/.390	7-20/6-18	.350/.333	24-28/11-18	.857/.611	47/37 +10	12/13	10/16	4/4	12/6	16/22
DUKE	35/31	45/38	80-69	+11	30-59/25-60	.508/.417	7-20/6-20	.350/.300	13-17/13-17	.765/.765	33/37 (4)	24/8	7/11	7/0	3/3	16/13

Note: Game totals are displayed in the format TEAM/OPPONENT for each category

2015-16 Miami Men's Basketball
Miami Combined Team Statistics (as of Jan 25, 2016)
Conference games

RECORD:	OVERALL	HOME	AWAY	NEUTRAL
ALL GAMES	5-2	4-0	1-2	0-0
CONFERENCE	5-2	4-0	1-2	0-0
NON-CONFERENCE	0-0	0-0	0-0	0-0

##	Player	gp-gs	min	avg	Total		3-Point		F-Throw		Rebounds				pf	dq	a	to	blk	stl	pts	avg		
					fg-fga	fg%	3fg-fga	3fg%	ft-fta	ft%	off	def	tot	avg										
10	Sheldon McClellan	7-7	246	35.1	39-78	.500	8-29	.276	38-45	.844	5	24	29	4.1	15	0	14	13	3	12	124	17.7		
00	Ja'Quan Newton	7-0	157	22.4	28-56	.500	4-8	.500	26-35	.743	7	17	24	3.4	12	0	16	16	0	3	86	12.3		
05	Davon Reed	7-7	195	27.9	24-58	.414	9-27	.333	12-15	.800	6	23	29	4.1	9	0	8	12	2	6	69	9.9		
13	Angel Rodriguez	7-7	213	30.4	22-64	.344	7-37	.189	17-22	.773	4	11	15	2.1	21	1	29	16	2	15	68	9.7		
23	Tonye Jekiri	7-7	230	32.9	21-47	.447	0-1	.000	4-9	.444	25	44	69	9.9	19	0	4	7	10	3	46	6.6		
21	Kamari Murphy	7-7	165	23.6	16-37	.432	0-2	.000	2-7	.286	13	28	41	5.9	17	0	5	5	6	4	34	4.9		
33	Ivan CruzUceda	7-0	106	15.1	11-28	.393	7-20	.350	4-4	1.000	7	16	23	3.3	10	0	2	3	3	0	33	4.7		
12	James Palmer	7-0	51	7.3	5-16	.313	3-8	.375	6-9	.667	1	2	3	0.4	1	0	5	2	1	6	19	2.7		
03	Anthony Lawrence	6-0	36	6.0	1-8	.125	0-3	.000	2-8	.250	2	2	4	0.7	2	0	1	1	0	2	4	0.7		
15	Ebuka Izundu	1-0	1	1.0	0-0	.000	0-0	.000	0-0	.000	0	0	0	0.0	0	0	0	0	0	0	0	0.0		
Team											13	11	24											
Total.....		7	1400		167-392	.426	38-135	.281	111-154	.721	83	178	261	37.3	106	1	84	77	27	51	483	69.0		
Opponents.....		7	1400		161-399	.404	33-116	.284	82-115	.713	83	173	256	36.6	127	3	78	94	20	35	437	62.4		

TEAM STATISTICS	UM	OPP	Date	Opponent	Score	Att.
SCORING	483	437	* 01-02-16	SYRACUSE	w 64-51	7041
Points per game	69.0	62.4	* 01-09-16	FLORIDA STATE	w 72-59	7972
Scoring margin	+6.6	-	* 01-12-16	at Virginia	L 58-66	13495
FIELD GOALS-ATT	167-392	161-399	* 01-16-16	at Clemson	L 65-76	12575
Field goal pct	.426	.404	* 01-20-16	at Boston College	w 67-53	3286
3 POINT FG-ATT	38-135	33-116	* 01-23-16	WAKE FOREST	w 77-63	6928
3-point FG pct	.281	.284	* 01-25-16	DUKE	w 80-69	7972
3-pt FG made per game	5.4	4.7	& = Puerto Rico Tip-Off			
FREE THROWS-ATT	111-154	82-115	! = Big Ten / ACC Challenge			
Free throw pct	.721	.713	* = Conference game			
F-Throws made per game	15.9	11.7				
REBOUNDS	261	256				
Rebounds per game	37.3	36.6				
Rebounding margin	+0.7	-				
ASSISTS	84	78				
Assists per game	12.0	11.1				
TURNOVERS	77	94				
Turnovers per game	11.0	13.4				
Turnover margin	+2.4	-				
Assist/turnover ratio	1.1	0.8				
STEALS	51	35				
Steals per game	7.3	5.0				
BLOCKS	27	20				
Blocks per game	3.9	2.9				
ATTENDANCE	29913	29356				
Home games-Avg/Game	4-7478	3-9785				
Neutral site-Avg/Game	-	0-0				

Score by Periods	1st	2nd	Totals
Miami	205	278	483
Opponents	200	237	437

2015-16 Miami Men's Basketball
Miami Combined Team Statistics (as of Jan 27, 2016)
All games

RECORD:	OVERALL	HOME	AWAY	NEUTRAL
ALL GAMES	16-3	10-1	3-2	3-0
CONFERENCE	5-2	4-0	1-2	0-0
NON-CONFERENCE	11-1	6-1	2-0	3-0

#	Player	gp-gs	min	avg	Total		3-Point		F-Throw		Rebounds				pf	dq	a	to	blk	stl	pts	avg		
					fg-fga	fg%	3fg-fga	3fg%	ft-fa	ft%	off	def	tot	avg										
10	Sheldon McClellan	19-18	615	32.4	99-187	.529	27-69	.391	84-97	.866	13	50	63	3.3	35	0	37	26	5	25	309	16.3		
00	Ja'Quan Newton	19-1	415	21.8	73-144	.507	7-19	.368	75-99	.758	10	42	52	2.7	26	0	52	38	2	15	228	12.0		
13	Angel Rodriguez	19-19	544	28.6	68-168	.405	26-90	.289	56-70	.800	10	31	41	2.2	48	1	76	45	4	32	218	11.5		
05	Davon Reed	19-19	504	26.5	61-142	.430	21-62	.339	53-67	.791	11	72	83	4.4	38	0	23	28	7	14	196	10.3		
23	Tonye Jekiri	19-19	562	29.6	65-120	.542	0-4	.000	26-39	.667	59	131	190	10.0	53	0	17	27	27	5	156	8.2		
33	Ivan CruzUceda	19-6	327	17.2	45-85	.529	30-61	.492	8-8	1.000	13	53	66	3.5	40	0	6	13	6	4	128	6.7		
21	Kamari Murphy	16-13	373	23.3	42-86	.488	0-5	.000	8-17	.471	23	68	91	5.7	39	0	10	13	17	6	92	5.8		
03	Anthony Lawrence	17-0	189	11.1	24-51	.471	8-22	.364	13-23	.565	13	18	31	1.8	21	0	15	4	1	10	69	4.1		
12	James Palmer	19-0	230	12.1	26-68	.382	11-29	.379	13-22	.591	6	21	27	1.4	10	0	18	10	2	9	76	4.0		
15	Ebuka Izundu	9-0	45	5.0	7-13	.538	0-0	.000	8-13	.615	9	6	15	1.7	8	0	2	2	0	0	22	2.4		
20	Mike Robinson	6-0	11	1.8	4-7	.571	4-6	.667	0-0	.000	0	1	1	0.2	3	0	0	0	0	0	12	2.0		
35	Chris Stowell	6-0	10	1.7	0-1	.000	0-1	.000	0-0	.000	0	3	3	0.5	1	0	0	1	0	0	0	0.0		
Team											32	29	61											
Total.....		19	3825		514-1072	.479	134-368	.364	344-455	.756	199	525	724	38.1	322	1	256	211	71	120	1506	79.3		
Opponents.....		19	3825		453-1109	.408	111-343	.324	217-322	.674	195	428	623	32.8	383	7	206	236	43	100	1234	64.9		

TEAM STATISTICS	UM	OPP	Date	Opponent	Score	Att.
SCORING	1506	1234	11-13-15	UTRGV	w 86-59	6607
Points per game	79.3	64.9	11-16-15	LOUISIANA	w 93-77	5965
Scoring margin	+14.3	-	& 11-19-15	vs Mississippi State	w 105-79	1947
FIELD GOALS-ATT	514-1072	453-1109	& 11-20-15	vs Utah	w 90-66	2001
Field goal pct	.479	.408	& 11-22-15	vs Butler	w 85-75	5309
3 POINT FG-ATT	134-368	111-343	11-27-15	NORTHEASTERN	L 77-78	6635
3-point FG pct	.364	.324	! 12-01-15	at Nebraska	Wot 77-72	15646
3-pt FG made per game	7.1	5.8	12-05-15	CHARLOTTE	w 88-60	6735
FREE THROWS-ATT	344-455	217-322	12-08-15	FLORIDA	w 66-55	7972
Free throw pct	.756	.674	12-19-15	CO. OF CHARLESTON	w 85-63	6956
F-Throws made per game	18.1	11.4	12-22-15	at La Salle	w 95-49	3582
REBOUNDS	724	623	12-29-15	PRINCETON	w 76-64	6927
Rebounds per game	38.1	32.8	* 01-02-16	SYRACUSE	w 64-51	7041
Rebounding margin	+5.3	-	* 01-09-16	FLORIDA STATE	w 72-59	7972
ASSISTS	256	206	* 01-12-16	at Virginia	L 58-66	13495
Assists per game	13.5	10.8	* 01-16-16	at Clemson	L 65-76	12575
TURNOVERS	211	236	* 01-20-16	at Boston College	w 67-53	3286
Turnovers per game	11.1	12.4	* 01-23-16	WAKE FOREST	w 77-63	6928
Turnover margin	+1.3	-	* 01-25-16	DUKE	w 80-69	7972
Assist/turnover ratio	1.2	0.9				
STEALS	120	100	& = Puerto Rico Tip-Off			
Steals per game	6.3	5.3	! = Big Ten / ACC Challenge			
BLOCKS	71	43	* = Conference game			
Blocks per game	3.7	2.3				
ATTENDANCE	77710	57841				
Home games-Avg/Game	11-7065	5-9717				
Neutral site-Avg/Game	-	3-3086				

Score by Periods	1st	2nd	OT	Totals
Miami	677	820	9	1506
Opponents	543	687	4	1234