



MIAMI BASKETBALL

THE BASICS

Date/Time: Sunday, Feb. 17, 2019/6 p.m.
Location: Chestnut Hill, Mass./Conte Forum (8,606)
Television: ESPNU; **Online:** WatchESPN
PxP: Anish Shroff, Color: Cory Alexander
Radio: WQAM 560-AM (PxP: Joe Zagacki)
Satellite Radio: Sirius 134, XM 380, XM Internet 971
Series vs. BC: BC leads, 25-24
Road: 10-12 | **Home:** 13-11 | **Neutral:** 1-2

2018-19 SCHEDULE/RESULTS

OPPONENT	TV	TIME/SCORE
OCTOBER		
30 BARRY (EXHIBITION)	ACCNE	W, 91-61
NOVEMBER (5-2)		
9 LEHIGH	ACCNE	W, 83-62
13 STEPHEN F. AUSTIN	ESPNU	W, 96-58
17 BETHUNE-COOKMAN	ACCNE	W, 78-70
22 vs. La Salle ¹	ESPNU	W, 85-49
23 vs. Fresno State ¹	ESPN2	W, 78-76
25 vs. Seton Hall ¹	ESPN2	L, 81-83
28 RUTGERS ²	ESPNU	L, 54-57
DECEMBER (3-2)		
1 vs. Yale ³	ESPN3	L, 73-77
4 at Penn	ESPN+	L, 75-89
19 HOUSTON BAPTIST	ACCNE	W, 80-73
22 FLORIDA ATLANTIC	ACCNE	W, 75-55
29 CAMPBELL	RSN	W, 73-62
JANUARY (1-7)		
3 No. 18/19 NC STATE	ESPNU	L, 82-87
6 at Louisville	ESPNU	L, 73-90
9 at No. 13 Florida State	RSN	L, 62-68
12 WAKE FOREST	RSN	W, 76-65
19 No. 13/15 N. CAROLINA	ESPN2	L, 76-85
24 at Syracuse	Raycom	L, 53-73
27 No. RV/23 FLORIDA STATE	ESPNU	L, 66-78
30 No. 12/11 VIRGINIA TECH	ESPN2	L, 70-82
FEBRUARY (2-2)		
2 at No. 3 Virginia	Raycom	L, 46-56
6 NOTRE DAME	ESPN2	W, 62-47
9 at No. 8 North Carolina	Raycom	L, 85-88 (OT)
13 CLEMSON	ESPN2	W, 65-64
17 at Boston College	ESPNU	6 p.m.
23 GEORGIA TECH	RSN	2 p.m.
26 at Wake Forest	RSN	7 p.m.
MARCH		
2 at Duke	CBS	4 p.m.
5 PITTSBURGH	Raycom	8 p.m.
8 at Virginia Tech	ESPN2	7 p.m.
12-16 ACC Tournament ⁴	ESPN/Raycom	

BOLD CAPS denotes home games at Watsco Center, Coral Gables, Fla.
##/## denotes Miami's AP/USA TODAY ranking
^{*} ACC game
¹ Wooden Legacy, Fullerton, Calif.; ² ACC/Big Ten Challenge
³ Hoophall Miami Invitational, AmericanAirlines Arena (Miami, Fla.)
⁴ Spectrum Center, Charlotte, N.C.
 All times Eastern and subject to change

ATHLETICS COMMUNICATIONS

Assistant AD for Communications & Content:
 Andy Fledderjohann (Men's Basketball Contact)
Email: afledderjohann@miami.edu
Cell Phone: 434-906-0075
Twitter/Instagram/Facebook: @CanesHoops

GAME 25 • FEB. 17, 2019 • 6 P.M. • CHESTNUT HILL, MASS.



MIAMI HURRICANES (11-13, 3-9 ACC)

Head Coach: Jim Larrañaga (Providence, '71)
Record at UM: 172-92 (8th season), **Career Record:** 642-426 (35th season)



BOSTON COLLEGE EAGLES (12-11, 3-8 ACC)

Head Coach: Jim Christian (Rhode Island, '88)
Record at BC: 60-94 (5th season), **Career Record:** 302-248 (17th season)

THINGS TO KNOW

- Since a career-low one-point outing against Florida State on Jan. 27, Chris Lykes is averaging 18.8 ppg in the last five games.
- Lykes is eighth in the ACC in overall scoring (17.1) and seventh in conference play (17.6 ppg).
- UM and BC each rallied from late second-half deficits in their respective wins in their games last season.
- UM has led in the second half in 19 of its 24 games.
- Five Miami players averaging at least 10.5 ppg apiece (Tennessee and Kansas are the only other power conference teams with five scorers of 10.5 or more).
- Of Miami's first 12 ACC games, nine of the foes are currently ranked or were ranked at the time (next three are not ranked).
- Zach Johnson is one of 16 players nationally with 1,500 career points and 350 assists.
- DJ Vasiljevic has moved into eighth place in career 3-pointers at Miami (181).
- As a team Miami ranks ninth nationally in fewest fouls per game (14.4).

MIAMI-BOSTON COLLEGE SERIES

Boston College holds a 25-24 edge in the all-time series with Miami, although the Hurricanes own a 16-9 advantage since the programs joined the ACC. Five of the last six meetings have been determined by four points or fewer, including both games last year. Boston College snapped Miami's 12-game winning streak in the series on Feb. 10, 2018, with a 72-70 comeback win in Chestnut Hill. UM returned the favor with a furious comeback in Coral Gables, punctuated by Lonnie Walker's go-ahead 3-pointer with 2.4 seconds remaining, in a 79-78 win two weeks later on Feb. 24. Jim Larrañaga is 11-1 in his career against BC.

BOSTON CONNECTIONS

Head coach Jim Larrañaga's son, Jay, is an assistant coach with the Boston Celtics. Assistant coach Adam Fisher was the director of operations at Boston U. from 2009-11. Former Miami guard Bruce Brown (now with Detroit Pistons) was born and raised in Boston and played at Vermont Academy.

THE ACC GRIND CONTINUES

To put it mildly, Miami's ACC slate has been tough. Eight of the Canes' first 11 league games were against teams that are currently ranked or were ranked at the time – most of any ACC team. Nine of Miami's 18 conference games pit the Canes against teams currently ranked in the AP Top 25. UM plays a league-high nine games against ACC teams that currently are ranked in the top 25. The Canes' conference schedule includes home-and-homes with Florida State, UNC and Virginia Tech, all of which are currently ranked in the top 25.

THE MAGNIFICENT SEVEN

Miami has primarily played with a rotation of seven players. UM currently has seven scholarship student-athletes available, plus Willie Herenton, a former walk-on who recently was awarded a scholarship for the remainder of the school year. Chris Lykes (33.8, eighth), Anthony Lawrence (32.8, 13th), Zach Johnson (31.4, 22nd) and DJ Vasiljevic (31.3, 24th) rank among the ACC's top 25 in minutes played.

THE LYKES SHOW

Following back-to-back 20-point efforts, Chris Lykes now is averaging 17.1 ppg and ranks eighth in the ACC in scoring. He is averaging 17.6 ppg in conference games, which is seventh among all ACC players. Lykes owns nine 20-point games this season and has upped his scoring average by 7.5 ppg from his freshman season, marking the third-largest increase among active ACC players. Lykes has scored in double figures in 21 of 24 outings, including 17 games of 16 or more points.

BALANCE ON OFFENSE

Five Miami players are averaging at least 10.5 points per game apiece: Chris Lykes (17.1), Zach Johnson (12.8), Anthony Lawrence (11.7), DJ Vasiljevic (11.5) and Ebuka Izundu (10.7).. Tennessee and Kansas are the only other power conference teams with five players averaging 10.5 or more points per game.

PROJECTED STARTING LINEUP

Pos. No.	Name	Yr.	Ht.	Wt.	PPG	RPG	APG	Of Note
G 0	Chris Lykes	So.	5-7	157	17.1	2.6	3.3	Recorded ninth 20-point game of season on Wed.
G 1	Dejan (DJ) Vasiljevic	Jr.	6-3	184	11.5	4.5	1.4	Career-high 22 points against Clemson
G 3	Anthony Lawrence II	Sr.	6-7	207	11.7	5.9	2.6	Ranks 10th in career games at Miami (122)
G 5	Zach Johnson	R-Sr.	6-2	192	12.8	3.0	2.3	Hit game-winning FG with 0.4 sec. left vs Clemson
C 15	Ebuka Izundu	Sr.	6-10	232	10.7	8.8	1.3*	10 games of double-figure rebounds this season
RESERVES								
G 2	Willie Herenton	So	6-1	178	0.9	0.0	0.0	Walk-on who earned scholarship on Jan. 18
G 10	Dominic Proctor	So.	6-6	180	0.0	0.0	0.0	Joined team as walk-on for 2018-19 season
G 13	Anthony Mack	R-Fr.	6-6	214	2.6	1.2	0.8	Hit two 3-pointers and scored six points at Syracuse
F 21	Sam Waardenburg	R-So.	6-10	216	5.6	3.5	1.1	Averaged 8.0 ppg, 27.7 mpg in last five games

*Blocks per game

BROADCAST BULLET POINTS



0 CHRIS LYKES

So. • 5-7 • 157 • Guard
Mitchellville, Md. • Gonzaga HS

2018-19: 17.1 ppg, 2.6 rpg, 3.3 apg, 1.4 spg

- Eighth in ACC in overall scoring; seventh in ACC play (17.6 ppg)
- Has third-highest scoring increase in ACC this season (+7.5 ppg)
- Second-leading scorer among players under 6-feet tall in basketball's six power conferences (Markus Howard, Marquette, 25.2 ppg)
- Named to All-ACC Academic Team last season
- Had offseason surgery on right shoulder



1 DJ VASILJEVIC

Jr. • 6-3 • 184 • Guard
Melbourne, Australia • Australian Institute of Sport

2018-19: 11.5 ppg, 4.5 rpg

- Fourth in ACC in 3FG (2.6/game) and sixth in 3FG% (39.6%)
- 181 career 3FG made (eighth in UM history)
- Led ACC in 3-point shooting last season (41.1%)
- Named to All-ACC Academic Team last season; on track to graduate in spring with bachelor's degree in management
- Named top Australian junior in college hoops by FOX Sports Australia
- Lost 20 lbs during offseason; also had offseason foot surgery



2 WILLIE HERENTON

So. • 6-1 • 178 • Guard
Lincolnshire, Ill. • Stevenson HS

2018-19: 0.9 ppg, 0.0 rpg

- Walk-on for 2018-19 season but awarded scholarship on Jan. 18
- Finished as one of top scorers in Stevenson HS history despite playing one year as full-time starter
- Home schooled until high school
- Brother Rodney is junior on Stanford basketball team
- Parents, Rodney and Andrea, both attended Harvard



3 ANTHONY LAWRENCE II

Sr. • 6-7 • 207 • Guard
St. Petersburg, Fla. • Lakewood Senior HS

2018-19: 11.7 ppg, 5.9 rpg, 2.5 apg, 1.3 spg

- Has played in 122 career games (team-high 64 ACC games)
- 10th in career games played at UM
- On pace to reach 1,000 career points by end of season (922 total)
- Was point guard in high school
- Father, Anthony Sr., played at UM from 1991-94



5 ZACH JOHNSON

R-Sr. • 6-2 • 192 • Guard
Miami, Fla. • Florida Gulf Coast • Norland HS

2018-19: 12.8 ppg, 3.0 rpg, 2.3 apg, 1.7 spg

- Graduate transfer from Florida Gulf Coast
- 1 of 16 active players nationally w/1,500 pts and 350 assists
- Has scored 1,652 points and played in 127 career games (both team highs); FGCU's fourth all-time leading scorer
- First-Team All-A-Sun pick last season (16.1 ppg, 3.3 rpg, 3.0 apg)
- Earned bachelor's degree in legal studies from FGCU




10 DOMINIC PROCTOR

So. • 6-6 • 180 • Guard
Las Vegas, Nev. • Bishop Gorman HS

2018-19: 0.0 ppg, 0.0 rpg

- Walked on for 2018-19 season
- Was 14th-ranked player in Nevada in 2017 per 24/7 Sports
- Father (Michael) played basketball at Cornell



13 ANTHONY MACK

R-Fr. • 6-6 • 214 • Guard
Las Vegas, Nev. • Wyoming • Blair Academy (N.J.)

2018-19: 2.6 ppg, 1.2 rpg

- Averaging 16.9 mins per game in last 15 games (total of five points in 33 minutes in team's first nine games)
- Transfer from University of Wyoming who was granted waiver for immediate eligibility for this season
- High school teammates with Deng Gak at Blair Academy (N.J.)



14 RODNEY MILLER JR.

Jr. • 7-0 • 255 • Center
Laurelton, N.Y. • Oak Hill Academy

2018-19: has not played

- Redshirting 2018-19 season
- Lost 25 pounds during the offseason
- Has played in 30 career games




15 EBUKA IZUNDU

Sr. • 6-10 • 232 • Center
Nigeria/Charlotte, N.C. • Victory Christian Center

2018-19: 10.7 ppg, 8.8 rpg, 1.3 bpg

- Fourth in ACC in rebounding and fifth in double-doubles (6)
- Has played in 103 career games
- Has more than doubled his averages from last season (5.0 ppg, 3.8 rpg per game in 2017-18)
- Named to ACC Academic Honor Roll for first time last year
- Moved to U.S in 2013 at age 17; grew up playing soccer, then started playing basketball in 2011



21 SAM WAARDENBURG

R-So. • 6-10 • 216 • Forward
Auckland, New Zealand • Rangitoto College

2018-19: 5.6 ppg, 3.5 rpg

- Started 11 games; averaging 24.9 minutes per game
- Averaging 8.0 ppg, 27.7 mpg in last six games
- Played in 21 games off bench, including each of last 15 contests, last season (averaged 3.3 ppg and 2.8 rpg)
- Shot 43.8 percent (14-32) from 3-point range last year



22 DENG GAK

R-Fr. • 6-10 • 211 • Forward
Sydney, Australia • Blair Academy (N.J.)

2018-19: 2.5 ppg, 4.1 rpg, 1.1 bpg (8 games)

- Out for season (left knee injury suffered Dec. 1 vs. Yale)
- Redshirted 2017-18 season and has put on about 20 pounds since he arrived at UM
- Brother, Gorjok, is junior center at Florida



23 KAMERON MCGUSTY

Jr. • 6-5 • 192 • Guard
Katy, Texas • Oklahoma • Sunrise Christian Academy (Kansas)

2018-19: Redshirt Season

- Sitting out 2018-19 season per NCAA transfer regulations
- 9.4 ppg, 2.0 rpg in 63 career games (25 starts) at Oklahoma
- Was Big 12 All-Freshman Team selection in 2017
- Father, Kerol, played college basketball at Stephen F. Austin

MEDIA INFORMATION

COVERING THE CANES

All interview requests for student-athletes, coaches or staff must be approved by Andy Fledderjohann in the UM Communications office. Please provide at least one day to coordinate interviews.

Any misuse of credentials will result in removal from the Watsco Center and the permanent voiding of the credential.

The Miami locker room is closed at all times. For home games, head coach Jim Larrañaga and at least one UM player will report to the media room for interviews following the opposing team's press conference. For road games, Larrañaga will be available in the media room and players are available by request outside the locker room.

PRESS CREDENTIALS

Media members interested in obtaining season or game credentials should apply online at www.sportssystem.com/miami/basketball.

Credential requests should be submitted no later than seven days prior to the game. Credentials that cannot be mailed will be held for pickup at the will call table at the Watsco Center. You must have a press pass to be admitted to the media area and the press room.

PHOTO CREDENTIALS

All photographers and camera operators must wear a visible credential issued by the Miami Athletics Communications Department. Photographers work from the baselines at both ends of the court at Watsco Center. Live television is given top priority for courtside space.

ACC TELECONFERENCE SCHEDULE

The ACC Men's Basketball Weekly Teleconference continues each Monday through March 4, beginning at 10:30 a.m. Each coach will have 10 minutes to make an opening statement and answer questions.

Please contact Andy Fledderjohann for the call-in information.

There will be a replay of each teleconference at www.theacc.com/podcasts.aspx each Monday afternoon. Coaches whose teams play on Monday evening will not participate in that day's teleconference.

Jim Larrañaga's schedule for the remaining teleconferences, as well as the opposing coaches for the Miami games that week:

Date	Larrañaga Time	Opposing Coach
2/18	11 a.m.	Pastner 10:50 a.m.
2/25	11 a.m.	Manning 11:20 a.m. Krzyszewski 12:10 p.m. Capel 11:30 a.m.
3/4	11 a.m.	B. Williams 12:30 p.m.

LAST TIME OUT: MIAMI 65, CLEMSON 64

Zach Johnson hit a step-back jumper from the corner of the charity stripe with 0.4 seconds remaining in regulation to help Miami take down Clemson, 65-64, Wednesday night at the Watsco Center.

The Hurricanes were led offensively by DJ Vasiljevic with a career-high 22 points and Chris Lykes with 21 points.

Miami shot 21-of-54 (38.9 percent) from the field and 10-of-25 (40.0 percent) from beyond the arc. Meanwhile, Clemson shot 23-of-55 (41.8 percent) from the field and just 3-of-19 (15.8 percent) from long range. In the opening half, the Canes forced the Tigers to miss all 11 of their 3-point attempts.

After struggling to get anything going offensively in the opening half, the Canes came out shooting lights out from beyond the arc in the second. Led by a 5-for-5 start from Vasiljevic, Miami opened the first 10 minutes of the second stanza shooting 8-of-9 from deep to jump out to a 54-45 advantage.

The Tigers clawed their way back into the contest and off a pair of free-throws by Marquise Reed with 1:16 remaining in regulation, Clemson took a 64-63 lead, its first lead since early in the second half.

NOTING THE CLEMSON GAME

- Miami improved to 4-8 (2-6 ACC) when trailing at the half.
- Miami matched a season low with seven turnovers.
- Miami shot 25 percent (7-28) in the first half, its lowest shooting performance in any half this season.
- Clemson went 0-for-11 from 3-point range in the first half, marking the first time Miami held an opponent without a triple in a half since Feb. 18, 2017, when Clemson did not hit from 3 in the second half.
- DJ Vasiljevic scored a career-high 22 points. His previous high was 20, set three times previously.
- Vasiljevic now owns 181 career 3-pointers, which is eighth most in program history.
- Anthony Lawrence II played in his 122nd career game, tied for 10th most in program history.
- With 21 points Chris Lykes reached double figures for the 21st time in 24 games this season and topped 20 points for the ninth time this season.

CLOSE, BUT NOT QUITE

Despite its 13 losses, Miami has been in nearly every game this season.

UM has held a lead in the second half in 19 of 24 games this season. The Canes did not hold a second-half lead against Penn, Syracuse, FSU (Jan. 27), Virginia Tech and Virginia.

CHRIS LYKES: HEART OVER HEIGHT

At 5-foot-7, Chris Lykes is the shortest player on any team in basketball's six power conferences (ACC, Big East, Big Ten, Big 12, Pac-12, SEC).

Within these conferences, he is the second-leading scorer among players under 6-feet tall at 17.1 ppg (Markus Howard, 5-11, Marquette, 25.2 ppg).

He is one of six players under 6-feet tall to regularly be a starter this year, joining Howard, Aaron Calixte (Oklahoma), Justin Coleman (Arizona), Jared Harper (Auburn) and Tremont Waters (LSU).

The other five in this group all are at least 5-10.

CAREER STATISTICS VS. BOSTON COLLEGE

	GP-S	PPG	RPG	APG	BPG	SPG
Izundu	3-1	3.3	4.0	0.0	0.0	0.0
Lawrence	4-3	6.5	6.0	1.5	0.5	1.0
Lykes	2-1	15.5	1.5	2.5	0.0	1.0
Vasiljevic	3-1	9.3	3.0	0.3	0.0	0.0
Waardenburg	2-0	5.0	3.0	0.5	0.0	1.5

LAST MEETING: MIAMI 79, BC 78

Lonnie Walker's 3-point field goal with 2.4 seconds remaining propelled Miami to a 79-78 win over Boston College on Feb. 24, 2018, at the Watsco Center in the teams' last meeting.

Miami trailed by 14 with six minutes left and nine with under two minutes remaining, but Walker's 3-pointer capped a 26-11 run over the game's final six minutes. The shot also gave Miami its first lead in over 17 minutes of play during the second half.

Dewan Huell led the Hurricanes with 16 points and nine rebounds.

Chris Lykes, Walker and Anthony Lawrence II finished with 13, 13 and 11 points, respectively. Eleven of Lykes' 13 points came in the second half.

Miami outscored BC by a 13-5 count in the game's final two minutes to secure the win.

JOHNSON IN ELITE 1,500/350 CLUB

Zach Johnson is one of 16 active players nationally to score 1,500 career points and rack up 350 career assists.

Johnson has scored 1,652 career points (1,344 at Florida Gulf Coast, 308 at UM) and owns 376 career assists (321 at FGCU, 55 at UM).

Johnson ranks 40th nationally in career scoring and 54th in assists among active Division I players.

He is averaging 12.8 ppg this season.

IZUNDU CONTINUES BREAKOUT YEAR

Ebuka Izundu has stepped into a starting role this season and averaged 10.7 ppg and a team-high 8.8 rebounds per game (5.0 ppg, 3.8 rpg last season).

Izundu has produced six double-doubles.

He ranks second in the ACC in offensive rebounds (3.42/game) fourth overall in rebounds (8.8) and fifth in double-doubles.

Ebuka Izundu: Year-by-Year Progression

Year	G-GS	PPG	RPG	MPG
2015-16	15-0	2.1	1.3	5.3
2016-17	32-7	4.2	3.0	13.0
2017-18	32-2	5.0	3.8	14.6
2018-19	24-24	10.7	8.8	28.7

VASILJEVIC AMONG ACC 3-PT LEADERS

DJ Vasiljevic is 63-for-159 (39.6%) from 3-point range and averaging 11.5 ppg.

He is fourth in the ACC in 3-pointers made and 3-pointers per game (2.63) and sixth in 3-point field goal percentage.

Vasiljevic had a 33-game streak with at least one made 3-pointer snapped on Feb. 2 at Virginia. It was the third-longest streak in Miami history and tied for the 20th longest in ACC history.

Vasiljevic led the ACC in 3-point field goal percentage last season (41.1%), becoming the fifth Hurricane to top the conference in 3-point shooting (first since Malcolm Grant in 2011).

QUICK FACTS

Location	Coral Gables, Fla.
Enrollment	17,348
Founded	1925
Nickname	Hurricanes
Colors	Orange (PMS 1665), Green (3435) and White
President	Dr. Julio Frenk
Director of Athletics	Blake James
Conference	Atlantic Coast (joined 2004)
Arena/Capacity	Watsco Center/7,972
Press Row	305-284-2111

COACHING STAFF

Head Coach	Jim Larrañaga (Providence, '71)
Record at Miami	172-92 (8th season)
Career Record	642-426 (35th season)
Assoc. Head Coach	Chris Caputo (Westfield [Mass.] St, '02)
Assistant Coach	Alvin "Pooh" Williamson (Tulsa, '95)
Assistant Coach	Adam Fisher (Penn State, '06, '09)
Dir of BB Ops	Lamont Franklin (UNC Wilmington, '97)
Associate Director of Ops	Jeff Dyer (Delaware, '14)
Strength & Conditioning Coach	Casey Cathrall (Ithaca, '12)
Assistant Athletic Trainer	Javier Jimenez (Temple, '06)

PROGRAM HISTORY

First Year of Basketball	1926
All-Time Record	1,043-762 (.579)
Under Jim Larrañaga	172-92 (.651; 8 years)
All-Time ACC Record	121-127 (.488)
Under Jim Larrañaga	78-58 (.572)
ACC Regular-Season Championships	1 (2013)
ACC Tournament Championships	1 (2013)
NCAA Tournament Appearances	10
1960, '98, '99, 2000, '02, '08, '13, '16, '17, '18	
All-Time Record in NCAA Tournament	8-10
Last NCAA Postseason Finish	2018 First Round
NIT Appearances	12
1961, '63, '64, '95, '97, 2001, '05, '06, '09, '11, '12, '15	
All-Time Record in NIT	11-12
Last NIT Finish	2015 Runner-Up

CANES IN PRO BASKETBALL/FOOTBALL

Years at Miami in parentheses

NBA (2)	
Bruce Brown Jr. (2016-18)	Detroit Pistons
Lonnie Walker IV (2017-18)	San Antonio Spurs
NFL (2)	
Jimmy Graham (2005-09)	Green Bay Packers
Erik Swoope (2010-14)	New Orleans Saints
G-League (3)	
Kamari Murphy (2015-17)	Long Island Nets
Davon Reed (2013-17)	Fort Wayne Mad Ants
Angel Rodriguez (2014-16)	Rio Grande Valley Vipers
International (17)	
Brian Asbury (2005-09)	Kouvot (Finland)
Rion Brown (2010-14)	Promitheas (Greece)
Ivan Cruz Uceda (2014-16)	RETAbet BB (Spain)
Guillermo Diaz (2003-06)	Real Esteli (Nicaragua)
Julian Gamble (2008-13)	JSF Nanterre (France)
Malcolm Grant (2009-12)	Prienu Skycop (Lithuania)
Gary Hamilton (2002-06)	Bambitious Nara (Japan)
Tonye Jekiri (2012-16)	Gaziantep Basketbol (Turkey)
Reggie Johnson (2009-13)	Rain or Shine Elasto Painters (Philippine Basketball League)
DeQuan Jones (2008-12)	Hapoel Unet Holon (Israeli Premier League)
Kenny Kadji (2011-13)	Tofaş (Turkey)
Anthony King (2003-08)	Keravnos (Cyprus)
Shane Larkin (2011-13)	Anadolu Efes (Turkey)
Trey McKinney Jones (2011-13)	Chiba Jets Funabashi (Japanese B.League)
JaQuan Newton (2015-18)	Miasto Szkla Krosno (Poland)
Darius Rice (2000-04)	Plaza (Dominican Republic)
Durand Scott (2009-13)	Hapoel Galil Gilboa (Israel)

WAARDENBURG ON UPWARD SWING

Sam Waardenburg has stepped up in the last five games, averaging 8.0 points per game in 27.7 minutes per contest.

During that stretch, he is shooting 15-29 (.517) from the field, 7-11 (.636) from 3-point range and 11-14 (.786) from the free-throw line.

In the nine games prior to this stretch, he averaged 3.2 ppg.

MACK PROVIDING VALUABLE MINUTES

Anthony Mack has given Miami valuable minutes off the bench in the last 15 games, averaging 16.9 minutes and 3.1 points per game in that span.

He has played in all 11 ACC contests, averaging 16.8 minutes per game and making six starts.

He scored a career-high nine points against Wake Forest, including a pair of 3-pointers.

He scored five total points in 33 minutes while playing in five of UM's first nine games.

ACC ANNOUNCES 20-GAME SCHEDULE FUTURE OPPONENTS

The ACC announced Wednesday the future matchups of the league's 20-game schedule, which begins with the 2019-20 season. The 20-game matrix is in effect for three years through the 2021-22 season.

Miami will play its two primary rivals, Florida State and Virginia Tech, every season both home and away (four games) as well as four repeat opponents both home and away (eight games). The remaining eight opponents will be single games (four home, four road). The full cycle of repeat opponents will be complete following the third year.

Miami's 2019-20 opponents:

Repeats: Florida State, Virginia Tech, Duke, Louisville, NC State, Pitt

Home Only: BC, Syracuse, Virginia, Wake Forest
Away Only: Clemson, Ga. Tech, UNC, Notre Dame

THE WATSCO ADVANTAGE

Miami is 97-30 (.764) at home under Jim Larrañaga. The Canes have won 47 of their last 58 games at the Watsco Center.

In its 17th year at the Watsco Center (formerly BankUnited Center), Miami is 190-75 (.717) on its home court.

In eight years under Larrañaga, Miami is 47-22 in ACC action at home and 50-8 in non-conference play.

Miami at Watsco Center Under Jim Larrañaga

Year	Overall	N-C	ACC
2011-12	14-4	8-2	6-2
2012-13	14-1	6-0	8-1
2013-14	8-8	5-2	3-6
2014-15	12-6	7-2	5-4
2015-16	15-1	6-1	9-0
2016-17	14-2	7-0	7-2
2017-18	11-3	5-0	6-3
2018-19	9-5	6-1	3-4
Totals	97-30	50-8	47-22

HERENTON EARNS SCHOLARSHIP

Sophomore guard Willie Herenton was awarded an athletic scholarship for the spring semester on Jan. 18 by Miami head coach Jim Larrañaga.

Herenton served as a team manager last season before joining the team as a student-athlete last summer.

CANES SIGN TWO TO 2019-20 NLI

Miami announced Nov. 14 the signing of Anthony Walker and Isaiah Wong to National Letters of Intent for the 2019-20 school year.

Walker and Wong are four-star recruits and rated among the top 100 players nationally in the Rivals recruiting rankings. Walker is a 6-foot-9, 210-pound power forward from Nottingham, Md. Wong is a 6-foot-3, 170-pound guard from Trenton, N.J.

Isaiah Wong (6-3, 170, Guard, Trenton, N.J.)

- Athletic combo guard is consensus 4-star recruit
- Ranked No. 71 nationally, No. 10 guard by Rivals
- Also ranked No. 78 nationally, No. 16 guard and No. 3 recruit in New Jersey on ESPN100 list
- 22.2 ppg, 6.9 rpg, 3.3 apg last year for Monsignor Bonner/Archbishop Prendergast Catholic HS
- Played for AAU team WE-R1 last year; averaged 19.3 ppg and shot 45 percent from 3-point range
- Picked Miami over Villanova, UConn, Clemson and Pittsburgh

Anthony Walker (6-9, 210, F, Nottingham, Md.)

- Rated as 4-star recruit by Rivals; listed No. 76 nationally by Rivals and No. 17 power forward
- Helped Perry Hall (Baltimore, Md.) to back-to-back state championships, including its first-ever state championship in 2016-17
- Averaged 18.0 ppg and 7.0 rpg for Perry Hall
- Transferred to Brewster Academy for senior year
- Plays for Baltimore's Team BBC AAU program
- Picked Miami over Pitt, Illinois and Boston College

HERNANDEZ RULED INGELIGIBLE

Junior forward Dewan Hernandez was ruled ineligible by the NCAA on Jan. 28.

The NCAA announced Hernandez must sit the remainder of the 2018-19 season and 40 percent of the 2019-20 season "for entering into an agreement with and accepting benefits from an agent."

A 6-11 junior forward, Hernandez averaged 11.4 ppg and 6.7 rpg last season and started all 32 games.

GAK OUT FOR SEASON

Redshirt freshman forward Deng Gak will miss the remainder of the season after suffering a left-knee injury on Dec. 1 against Yale.

He had surgery Dec. 18 to repair the injured knee.

He averaged 2.5 ppg and 4.1 rpg in eight games. He made his first career start against Yale and played a season-high 19 minutes in that contest.

MILLER JR. TO REDSHIRT

Junior center Rodney Miller Jr. will redshirt the 2018-19 season.

Miller lost 25 pounds during the offseason.

He averaged 1.1 points in 3.6 minutes per game in 30 games during his first two seasons.

CANES TO VISIT ITALY IN AUGUST

The UM men's basketball team will head abroad next summer as the Canes will take a foreign tour of Italy from August 9-18, 2019.

The 10-day tour will include visits to Rome, Florence and Como. The Canes are scheduled to play four exhibition games, with at least one at each stop on the trip.

Once every four years, college basketball programs are permitted to embark on a foreign tour and given 10 extra summer practices to prepare.

Miami's last foreign tour was to Spain in 2014.

IN THE POLLS (FEB. 11)

ASSOCIATED PRESS USA TODAY COACHES

Rk	Team	Rk	Team
1	Tennessee (40)	1	Tennessee (30)
2	Duke (24)	2	Duke (2)
3	Gonzaga	3	Gonzaga
4	Virginia	4	Virginia
5	Kentucky	5	Kentucky
6	Michigan	6	Nevada
7	Nevada	7	Michigan
8	North Carolina	8	North Carolina
9	Houston	9	Houston
10	Marquette	10	Marquette
11	Michigan State	11	Purdue
12	Purdue	12	Michigan State
13	Villanova	13	Villanova
14	Kansas	14	Kansas
15	Texas Tech	15	Texas Tech
16	Louisville	16	Virginia Tech
17	Florida State	17	Iowa
18	Kansas State	18	Kansas State
19	LSU	19	Florida State
20	Wisconsin	20	Louisville
21	Iowa	21	Louisiana State
22	Virginia Tech	22	Iowa State
23	Iowa State	23	Wisconsin
24	Maryland	24	Buffalo
25	Buffalo	25	Maryland

2018-19 Miami opponents listed in *italics*

MIAMI IN THE POLLS

Date	AP	USA Today	NET	KenPom
Pre	RV (10)	RV (2)	–	21
Nov. 12	RV (16)	n/a	–	20
Nov. 19	RV (18)	RV (22)	–	22
Nov. 26	RV (10)	RV (30)	63	22
Dec. 3	NR	NR	84	35
Dec. 10	NR	NR	107	45
Dec. 17	NR	NR	103	46
Dec. 24	NR	NR	80	48
Dec. 31	NR	NR	92	56
Jan. 7	NR	NR	93	67
Jan. 14	NR	NR	90	68
Jan. 21	NR	NR	96	71
Jan. 28	NR	NR	116	103
Feb. 4	NR	NR	110	93
Feb. 11	NR	NR	88	73

*NOTE: Votes in parentheses

CANES LOOK TO TOP ACC EXPECTATIONS ONCE AGAIN

Miami was picked 10th in the Operation Basketball 2018-19 Preseason Poll, released Oct. 25 following a vote of the league's media.

In each of Jim Larrañaga's first seven seasons, Miami finished the year in a standing that exceeded its preseason ACC ranking.

Miami's preseason ACC rankings, followed by their finishes, under Larrañaga:

2018-19: 10th	2017-18: 4th – t-3rd
2016-17: 9th – t-7th	2015-16: 5th – t-2nd
2014-15: 10th – t-6th	2013-14: 12th – 10th
2012-13: 5th – 1st	2011-12: 5th – t-4th

CANES AIM TO BUILD ON ACC SUCCESS

Miami scored 10 or more league victories in five of Jim Larrañaga's first seven years, including the last four seasons.

The Canes join Virginia, Duke and UNC as the lone teams to win 10 or more ACC games each of the last four years.

Prior to Larrañaga's arrival, Miami never had won 10 ACC games in a season.

Miami finished with 11 ACC wins last season, its third-most conference wins since joining the league in 2004-05.

WHO'S GONE

Miami lost three players from its 2017-18 squad, each of whom started at least 18 games: Lonnie Walker IV, Bruce Brown Jr. and Ja'Quan Newton.

Walker was an Honorable Mention All-ACC pick and ACC All-Freshman Team honoree last year. He was selected 18th overall in the NBA Draft by the San Antonio Spurs.

Brown started 19 games before missing the remainder of the season with a foot injury. He was picked 42nd overall in the NBA Draft by Detroit.

Newton played in 127 career games (seventh in program history) and finished with 1,134 career points.

PROGRAM EARNS PERFECT GSR

The Miami men's basketball program earned its first perfect GSR rating, coming in 19 percent above the NCAA average of 81 percent.

The GSR measures graduation rates at Division I institutions and includes students transferring into the institutions. The most recent Division I Graduation Success Rates are based on the four entering classes from 2008-09 to 2011-12

TEAM CAPTAINS

Miami has six team co-captains this season: Dewan Hernandez, Ebuka Izundu, Zach Johnson, Anthony Lawrence II, Chris Lykes and DJ Vasiljevic.

Hernandez, Lawrence and Vasiljevic are team captains for the second straight season.

SELLING OUT THE WATSCO CENTER

Miami sold out its season ticket allotment for all home games at the Watsco Center for each of the last three seasons.

Fans bought over 5,500 season tickets for each of the last three years, more than doubling the total number of season tickets sold in Jim Larrañaga's first season in Coral Gables.

Season Tickets Per Year (Under Larrañaga)

2017-18: 5,986 2016-17: 5,965 2015-16: 5,500
2014-15: 3,427 2013-14: 3,674 2012-13: 2,372
2011-12: 2,251

COACHING COORDINATORS

Miami's assistant coaching staff is set up in a coordinator system. Adam Fisher serves as the team's offensive coordinator, while Chris Caputo handles the defense. Pooh Williamson manages the scout for every opponent.

PROCTOR JOINS ROSTER AS WALK-ON

Dominic Proctor joined the roster as a walk-on just prior to the start of the regular season.

A 6-foot-6 guard, Proctor played at Bishop Gorman High School in Las Vegas, where he won a pair of state championships.

He was the 14th-ranked player in Nevada in 2017 according to 24/7 Sports and the 103rd-ranked shooting guard in the nation per 24/7.

MIAMI'S RECORD WHEN ...

Record	2018-19		Larranaga	
	All	ACC	At UM	ACC
All games	11-13	3-9	172-92	78-58
Home	9-5	3-4	97-30	47-22
Away	0-6	0-5	48-42	31-36
Neutral	2-2	–	28-20	–
November	5-2	–	40-11	–
December	3-2	–	36-12	2-1
January	1-7	1-7	31-29	29-29
February	2-2	2-2	40-23	40-23
March	0-0	0-0	25-16	8-5
April	0-0	–	0-1	0-0
vs. Top-10 opponents	0-2	0-2	8-17	7-14
vs. Top-25 (includes Top-10)	0-7	0-7	19-42	13-32
vs. RV opponents (either poll)	1-2	1-2	15-8	8-4
vs. Teams over .500 on game day	6-12	2-9	109-83	58-52
vs. Teams under .500 on game day	2-0	0-0	38-7	15-6
vs. Teams at .500 on game day	3-1	1-0	21-2	5-0
While UM in Top 25	0-0	0-0	58-25	29-17
While UM is RV (only)	5-3	0-0	50-18	20-9
Leading at halftime	7-3	1-2	128-20	54-16
Trailing at halftime	4-8	2-6	35-64	20-37
Tied at halftime	0-2	0-1	9-8	3-5
In overtime games	0-0	0-0	8-8	5-4
Single overtime	0-1	0-1	5-7	3-3
Double overtime	0-0	0-0	3-1	2-1
Leading w/2:00 left in regulation	11-0	3-0	158-10	70-5
Trailing w/2:00 left in regulation	0-12	0-9	11-78	6-62
Tied w/2:00 left in regulation	0-1	0-0	3-2	1-1
UM shoots 50% or better from field	5-1	0-0	71-8	24-3
UM shoots 40-49% from field	4-8	2-6	81-33	44-27
UM shoots under 40% from field	2-4	1-3	21-51	10-19
Opp. shoots 50% or better from field	0-5	0-2	14-32	9-28
Opp. shoots 40-49% from field	4-7	1-6	73-41	38-26
Opp. shoots under 40% from field	7-0	2-0	87-17	32-11
UM shoots 70% or better from line	8-9	3-8	106-48	49-31
UM shoots less than 70% from line	3-4	0-2	66-43	38-25
UM makes more 3-point FGs	7-5	2-2	94-37	43-28
UM makes fewer 3-point FGs	1-7	0-6	48-40	24-25
3-point FGs are even	3-1	1-1	21-8	11-5
4+ Canes in double figures	8-7	1-4	89-24	36-16
3 Canes in double figures	2-5	1-4	62-33	33-17
2 or fewer Canes in double figures	1-1	1-1	21-35	9-25
Outrebounding opponent	6-3	1-2	111-30	43-20
Opp. outrebounds UM	4-9	2-7	53-60	32-36
Tied in rebounds	1-0	0-0	7-1	3-1
UM records 10 or more steals	3-1	1-1	24-7	8-4
UM records 15 or more assists	4-0	1-0	57-5	25-4
UM commits fewer than 15 turnovers	7-10	1-7	144-72	65-48
UM commits 15 or more turnovers	3-3	1-2	25-13	10-10
UM commits fewer turnovers than opp.	9-6	2-4	97-35	44-21
UM commits more turnovers than opp.	2-6	1-5	57-40	25-27
Tied in turnovers	0-1	0-0	15-16	9-10
UM scores 59 points or fewer	0-3	0-2	13-41	7-26
UM scores 60-69 points	2-2	2-2	44-28	25-14
UM scores 70-79 points	5-5	1-2	67-18	29-14
UM scores 80-89 points	3-3	0-2	34-4	12-3
UM scores 90-99 points	1-0	0-0	13-1	4-1
UM scores 100 or more points	0-0	0-0	1-0	0-0
Playing during morning	2-0	0-0	3-1	–
Playing during afternoon	4-3	1-3	56-32	32-24
Playing in evening (5 p.m. or later)	5-10	2-6	111-58	46-34
Games decided by 3 points or fewer	2-3	1-1	24-18	15-11
Games decided by 4-10 points	2-5	0-4	52-38	28-29
Games decided by 11-19 points	3-4	2-3	56-26	24-12
Games decided by 20+ points	4-1	0-1	40-9	11-5

CANES UNVEIL BLACK HISTORY MONTH UNIFORMS

In celebration of Black History Month, adidas has unveiled a collection of NCAA uniforms inspired by the creativity, passion and expression of the early 20th century's Harlem Renaissance.

Miami debuted its Celebrating Black Culture uniforms for the Virginia game and will wear the special green uniforms for each of their four road games in February.

Considered one of the most influential movements in African American history, the Harlem Renaissance was a creative movement that kindled a new cultural identity. In this era, the Renaissance ballroom became a place that epitomized basketball culture as local teams perfected their game on the same wooden floors that were also used for ballroom dance events and jazz shows. Together, the Harlem community infused their spirit of dance & sport within their day to day lives, and created an indisputable marriage between music, culture, and the game.

Inspired by the wooden floors of the ballrooms where basketball became culture, each adidas team jersey also includes patterns which mimic the fabrics and prints of the 1920s that became a means of self-expression and community pride. Each uniform features a unique bean stitch texture around the team name, the word "BALLROOM" on the inner waistband of each short, and a "Celebrating Black Culture" patch. The collection also includes a series corresponding footwear silhouettes which echo the colors of the jazz ballrooms so important to the era. Each detail is meant to be an homage to the art, poetry, sounds and sport of the Renaissance, and to those driving their passion forward.

ANOTHER 20-WIN CAMPAIGN UNDER LARRAÑAGA

Miami recorded 22 wins last season, its sixth 20-win campaign in seven years under Jim Larrañaga, and tied for the 10th most wins in a season in school history.

He is the first coach in program history to post six 20-win seasons. Bruce Hale (1954-67) recorded five 20-win campaigns from 1954-67.

DRAFT SUCCESS


For just the third time in program history, Miami had two student-athletes selected in the NBA Draft last season. The others were 1968 and 1970.

Lonnie Walker IV was chosen 18th overall by the San Antonio Spurs.

Bruce Brown Jr. was picked in the second round by Detroit with the 42nd overall pick.

10 COMMITMENTS OF MIAMI BASKETBALL

- We will set our defense every time.
- We will pressure the man with the ball.
- We will pack the lane to prevent penetration.
- We will contest all shots, hands high. Without fouling.
- We will block out, rebound and run.
- We will run for layups and open threes.
- We will share the ball.
- We will penetrate the defense.
- We will create good shots both inside and outside.
- We will attack the offensive boards.



VOTE LARRAÑAGA

This NCAA basketball season, @INFINITIUSA is giving \$1M to @CoachesVsCancer. Fans can show their support in the fight against cancer by voting for University of Miami head coach Jim Larrañaga at InfinitiTimeout.com.

Fans also can show support by posting of photo of themselves taking a timeout and include #CoachJimLarranaga on Instagram or Twitter.

The program lasts until March 11.

LARRAÑAGA 11TH IN WINS AMONG ACTIVE D-I NCAA COACHES

Entering the season, Jim Larrañaga ranked 11th in career wins among active Division I coaches with 631. Of those 11, four are in the Naismith Memorial Basketball Hall of Fame, including three from the Atlantic Coast Conference.

Now in his 35th season as a head coach, Larrañaga ranks 44th in all-time NCAA victories among Division I head coaches.

In his career, Larrañaga won 27 games at American International, 170 at Bowling Green and 273 at George Mason, and he now has 172 at Miami. He is one of 15 coaches all-time with 100 or more wins at three D-I schools, four of whom are actively coaching.

WINNINGEST ACTIVE COACHES*

(minimum five years as Division I head coach)

Rank	Coach	Wins
1.	Mike Krzyzewski, Duke	1,100
2.	Jim Boeheim, Syracuse	926
3.	Bob Huggins, West Virginia	845
4.	Roy Williams, North Carolina	842
5.	Rick Byrd, Belmont	778
6.	Cliff Ellis, Coastal Carolina	749
7.	John Beilein, Michigan	724
8.	John Calipari, Kentucky	678
9.	Rick Barnes, Tennessee	661
10.	Bill Self, Kansas	654
11.	Jim Larrañaga, Miami	631

*as of start of 2018-19 season

RECORDS WATCH

CAREER 3-POINT FIELD GOALS MADE

1.	Jack McClinton, 2006-09	286
2.	Steven Edwards, 1992-96	265
3.	Darius Rice, 2000-04	260
4.	Robert Hite, 2002-06	228
5.	Malcolm Grant, 2009-12	223
6.	Adrian Thomas, 2005-11	204
7.	Davon Reed, 2013-17	202
8.	DJ Vasiljevic, 2016-present	181
9.	Rion Brown, 2010-14	174
	Guillermo Diaz, 2003-06	174

3-POINT FIELD GOALS ATTEMPTED

1.	Steven Edwards, 1992-96	766
2.	Darius Rice, 2000-04	755
3.	Jack McClinton, 2006-09	650
4.	Robert Hite, 2002-05	593
5.	Malcolm Grant, 2009-12	576
6.	Rion Brown, 2010-14	523
7.	Adrian Thomas, 2005-11	521
8.	Davon Reed, 2013-17	512
9.	Johnny Hemsley, 1996-2000	487
10.	DJ Vasiljevic, 2016-present	468

CAREER 3-POINT FG PERCENTAGE (MIN. 75 ATT.)

1.	Jack McClinton, 2006-09 (286-650)	.440
2.	Manu Lecombe, 2014-15 (79-182)	.434
3.	Thomas Hocker, 1987-90 (53-125)	.424
4.	Trevor Burton, 1989-93 (75-189)	.397
5.	Davon Reed, 2013-17 (202-512)	.395
6.	Adrian Thomas, 2005-11 (204-521)	.392
7.	DJ Vasiljevic, 2016-present (181-466)	.388
8.	Malcolm Grant, 2009-12 (223-576)	.387
9.	Trey McKinney Jones, 2011-13 (99-257)	.385
10.	Robert Hite, 2002-06 (228-593)	.384

CAREER STEALS

1.	Kevin Norris, 1994-98	208
2.	Vernon Jennings, 1996-2000	199
3.	John Salmons, 1998-2002	192
4.	Robert Hite, 2002-06	187
5.	Jerome Scott, 1988-92	187
6.	Jake Morton, 1988-93	167
7.	Durand Scott, 2009-13	166
8.	Kevin Presto, 1985-89	154
9.	Mike Simmons, 1998-2003	141
10.	Steven Edwards, 1992-96	138

Anthony Lawrence II, 2015-present 136

GAMES PLAYED

1.	Tonye Jekiri, 2012-16	139
2.	Rion Brown, 2010-14	136
3.	Durand Scott, 2009-13	132
4.	Davon Reed, 2013-17	131
5.	Brian Asbury, 2005-09	130
6.	Julian Gamble, 2008-13	129
7.	Anthony King, 2003-08	126
8.	Elton Tyler, 1997-2000, 2001-02	124
	John Salmons, 1998-2002	124
10.	Anthony Lawrence II, 2015-present	122
	James Jones, 1999-2003	122

TEAM HIGHS/LOWS

MIAMI - TEAM GAME HIGHS

POINTS	96	STEPHEN F. AUSTIN (11/13/18)
FG MADE	37	STEPHEN F. AUSTIN (11/13/18)
FIELD GOAL ATT.	69	STEPHEN F. AUSTIN (11/13/18)
FIELD GOAL PCT.	.545 (24-44)	CAMPBELL (12/29/18)
	.545 (30-55)	vs Seton Hall (11/25/18)
	.545 (30-55)	vs La Salle (11/22/18)
3 PT FG MADE	14	at North Carolina (2/9/19)
	14	LEHIGH (11/9/18)
3 PT FG ATT.	32	LEHIGH (11/9/18)
3 PT FG PCT.	.500 (12-24)	STEPHEN F. AUSTIN (11/13/18)
FT MADE	23	LEHIGH (11/9/18)
FT ATT.	32	LEHIGH (11/9/18)
FT PCT.	1.000 (7-7)	at North Carolina (2/9/19)
REBOUNDS	45	LEHIGH (11/09/18)
ASSISTS	22	STEPHEN F. AUSTIN (11/13/18)
STEALS	11	VIRGINIA TECH (1/30/19)
BLOCKED SHOTS	9	LEHIGH (11/9/18)
TURNOVERS	19	vs La Salle (11/22/18)
FOULS	20	vs Fresno State (11/23/18)

OPPONENT - GAME HIGHS

POINTS	90	at Louisville (1/6/19)
FG MADE	34	at Penn (12/4/18)
	34	vs Seton Hall (11/25/18)
FIELD GOAL ATT.	69	at Louisville (1/6/19)
FIELD GOAL PCT.	.596 (34-57)	at Penn (12/4/18)
3 PT FG MADE	14	at Syracuse (1/24/19)
3 PT FG ATT.	32	CAMPBELL (12/29/18)
3 PT FG PCT.	.600 (12-20)	FLORIDA STATE (1/27/19)
FT MADE	15	CLEMSON (2/13/19)
FT ATT.	21	LEHIGH (11/9/18)
FT PCT.	1.000 (15-15)	CLEMSON (2/13/19)
REBOUNDS	51	NC STATE (1/3/19)
ASSISTS	26	NORTH CAROLINA (1/19/19)
STEALS	12	CAMPBELL (12/29/18)
BLOCKED SHOTS	11	at Syracuse (1/24/19)
TURNOVERS	20	vs Fresno State (11/23/18)
FOULS	25	vs Fresno State (11/23/18)

MIAMI - GAME LOWS

POINTS	46	at Virginia (2/2/19)
FG MADE	17	at Virginia (2/2/19)
FIELD GOAL ATT.	44	CAMPBELL (12/29/18)
FIELD GOAL PCT.	.338 (22-65)	RUTGERS (11/28/18)
3 PT FG MADE	4	NOTRE DAME (2/6/19)
	4	at Virginia (2/2/19)
	4	at Florida State (1/9/19)
3 PT FG ATT.	18	at Florida State (1/9/19)
3 PT FG PCT.	.182	NOTRE DAME (2/6/19)
FT MADE	3	RUTGERS (11/28/18)
FT ATT.	5	NOTRE DAME (2/6/19)
FT PCT.	.429 (3-7)	RUTGERS (11/28/18)
REBOUNDS	23	NORTH CAROLINA (1/19/19)
ASSISTS	6	at Virginia (2/2/19)
STEALS	2	at Penn (12/4/18)
BLOCKED SHOTS	0	at Florida State (1/9/19)
	0	at Louisville (1/6/19)
TURNOVERS	7	CLEMSON (2/13/19)
	7	at Virginia (2/2/19)
	7	at Penn (12/4/18)
FOULS	8	at Syracuse (1/24/19)

OPPONENT - GAME LOWS

POINTS	47	NOTRE DAME (2/6/19)
FG MADE	18	NOTRE DAME (2/6/19)
FIELD GOAL ATT.	52	at Virginia (2/2/19)
FIELD GOAL PCT.	.321 (18-56)	NOTRE DAME (2/6/19)
3 PT FG MADE	2	vs La Salle (11/22/18)
3 PT FG ATT.	13	STEPHEN F. AUSTIN (11/13/18)
3 PT FG PCT.	.080 (2-25)	vs La Salle (11/22/18)
FT MADE	3	RUTGERS (11/28/18)
FT ATT.	6	RUTGERS (11/28/18)
FT PCT.	.500 (3-6)	RUTGERS (11/28/18)
REBOUNDS	28	VIRGINIA TECH (1/30/19)
	28	at Syracuse (1/24/19)
	28	vs La Salle (11/22/18)
ASSISTS	6	LEHIGH (11/9/18)
STEALS	1	at Louisville (1/6/19)
BLOCKED SHOTS	0	WAKE FOREST (1/12/19)
	0	CAMPBELL (12/29/18)
	0	FLORIDA ATLANTIC (12/22/18)
TURNOVERS	6	at Syracuse (1/24/19)
FOULS	8	at Syracuse (1/24/19)

INDIVIDUAL HIGHS/LOWS

MIAMI INDIVIDUAL GAME HIGHS

Points	28	Chris Lykes vs NC State (1/3/19)
Field Goals Made	11	Ebuka Izundu vs Stephen F. Austin (11/13/18)
Field Goal Att.	23	Chris Lykes at North Carolina (2/9/19)
FG Pct (min 5 made)	1.000 (7-7)	Ebuka Izundu vs Notre Dame (2/6/19)
3-Point FG Made	5	DJ Vasiljevic vs. Clemson (2/13/19)
	5	Chris Lykes vs. North Carolina (2/9/19)
	5	DJ Vasiljevic at Louisville (1/6/19)
	5	Zach Johnson vs Campbell (12/29/18)
3-Point FG Att.	11	Chris Lykes at North Carolina (2/9/19)
Free Throws Made	14	Chris Lykes vs Wake Forest (1/12/19)
Free Throw Att.	14	Chris Lykes vs Wake Forest (1/12/19)
Rebounds	19	Ebuka Izundu vs Stephen F. Austin (11/13/18)
Assists	8	Anthony Lawrence vs. FAU (12/22/18)
Steals	3	12 times
Blocked Shots	4	Ebuka Izundu vs HBU (12/19/18)
	4	Ebuka Izundu vs Stephen F. Austin (11/13/18)
Turnovers	6	Chris Lykes at North Carolina (2/9/19)
	6	Anthony Lawrence vs Wake Forest (1/12/19)
	6	Chris Lykes vs Campbell (12/29/18)
Minutes	41	Chris Lykes at North Carolina (2/9/19)

OPPONENT INDIVIDUAL GAME HIGHS

Points	33	Coby White, at North Carolina (2/9/19)
Field Goals Made	11	Coby White, North Carolina (2/9/19)
	11	Nickeil Alexander-Walker, Va. Tech (1/30/19)
	11	Malik Maitland, Bethune-Cookman (11/17/18)
Field Goal Att.	21	Chris Clemons, Campbell (12/29/18)
	21	Braxton Huggins, Fresno State (11/23/18)
FG Pct (min 5 made)	1.000 (8-8)	Michael Nzei, Seton Hall (11/25/18)
3-Point FG Made	7	Coby White, at North Carolina (2/9/19)
3-Point FG Att.	12	Myles Powell, Seton Hall (11/25/18)
Free Throws Made	9	Marquise Reed, Clemson (2/13/19)
Free Throw Att.	10	Miye Oni, Yale (12/1/18)
Rebounds	15	Nate Grimes, Fresno State (11/23/18)
Assists	9	Ryan McMahon, at Louisville (1/6/19)
Steals	6	Nickeil Alexander-Walker, Va. Tech (1/30/19)
Blocked Shots	5	Paschal Chukwu, at Syracuse (1/24/19)
Turnovers	8	Lance Tejada, Lehigh (11/9/18)

MIAMI'S LARGEST IN 2018-19

Lead.....	40 (2H) vs. Stephen F. Austin, 11/13
Deficit.....	23 (2H) at Syracuse, 1/19
Halftime Lead	31 vs. La Salle, 11/22
Halftime Deficit	17 vs. Florida State, 1/27
Margin of Victory	38 vs. Stephen F. Austin, 11/13
Margin of Defeat	20 at Syracuse, 1/24
Deficit in Win	9 (1H) vs. Notre Dame, 2/6
Halftime Deficit in Win	4 vs. Fresno State, 11/23
Lead in Loss	15 (1H) at Louisville, 1/6
	15 (2H) vs. Yale, 12/1
Halftime Lead in Loss	10 vs. Yale, 12/1
Most Points in First Half.....	53 vs. Stephen F. Austin, 11/13
Fewest Points in First Half.....	21 at Virginia, 2/2
Opponent Most Points in 1st Half	50 at Penn, 12/4
Opponent Fewest Points in 1st Half	23 vs. Notre Dame, 2/6
	23 vs. FAU, 12/22
Most Points in 2nd Half.....	48 vs. Bethune-Cookman, 11/17
Fewest Points in 2nd Half.....	24 at Syracuse, 1/24
	24 vs. Yale, 12/1
Opponent Most Points in 2nd Half.....	50 at Louisville, 1/6
	50 vs. NC State, 1/3
Opponent Fewest Points in 2nd Half.....	24 vs. Notre Dame, 2/6

MIAMI'S MOST POINTS FROM

Turnovers.....	30, SFA, 11/13
Paint	46, SFA, 11/13
Second Chance.....	19, at Syracuse, 1/24
Fast Break	14, NC State, 1/3
Bench	26, 3 times, last vs. NC State, 1/3

OPPONENTS' MOST POINTS FROM

Turnovers.....	22, Virginia Tech, 1/30
Paint	56, vs. Seton Hall, 11/25
Second Chance	24, Wake Forest, 1/12
Fast Break	14, at Penn, 12/4
Bench	41, at Florida State, 1/9

2018-19 STARTERS BY GAME

Opp.	Guard	Guard	Guard	Forward	Center
Lehigh	Lykes	Vasiljevic	Lawrence	Waardenburg	Izundu
SFA	Lykes	Vasiljevic	Lawrence	Waardenburg	Izundu
BCU	Lykes	Vasiljevic	Lawrence	Waardenburg	Izundu
La Salle	Lykes	Vasiljevic	Lawrence	Waardenburg	Izundu
Fresno	Lykes	Vasiljevic	Lawrence	Waardenburg	Izundu
S. Hall	Lykes	Vasiljevic	Johnson	Lawrence	Izundu
Rutgers	Lykes	Vasiljevic	Johnson	Lawrence	Izundu
Yale	Lykes	Johnson	Lawrence	Gak	Izundu (1; 0-1)
Penn	Lykes	Vasiljevic	Lawrence	Waardenburg	Izundu
HBU	Lykes	Vasiljevic	Lawrence	Waardenburg	Izundu
FAU	Lykes	Vasiljevic	Lawrence	Waardenburg	Izundu
Campbell	Lykes	Vasiljevic	Lawrence	Waardenburg	Izundu
NC State	Lykes	Vasiljevic	Lawrence	Waardenburg	Izundu
at LOU	Lykes	Johnson	Mack	Lawrence	Izundu
at FSU	Lykes	Johnson	Mack	Lawrence	Izundu
Wake	Lykes	Johnson	Mack	Lawrence	Izundu
UNC	Lykes	Johnson	Mack	Lawrence	Izundu
at SYR	Lykes	Vasiljevic	Lawrence	Waardenburg	Izundu (11; 8-3)
FSU	Lykes	Johnson	Mack	Lawrence	Izundu (5; 1-4)
VT	Lykes	Vasiljevic	Johnson	Lawrence	Izundu
UVA	Lykes	Vasiljevic	Johnson	Lawrence	Izundu
ND	Lykes	Vasiljevic	Johnson	Lawrence	Izundu
at UNC	Lykes	Vasiljevic	Mack	Lawrence	Izundu (1; 0-1)
CLEM	Lykes	Vasiljevic	Johnson	Lawrence	Izundu (6; 2-4)

THE LAST TIME ...

Player Scored 30 Points

Miami Bruce Brown (30) vs. North Carolina, 1/28/17
Opponent Coby White (33) at North Carolina, 2/9/19

Player Scored 35 Points

Miami Jack McClinton (35) vs. North Carolina, 3/15/09
Opponent Xavier Rathan-Mayes (35) vs. Florida State, 2/25/15

Player Scored 40 Points

Miami Darius Rice (43) vs. Connecticut, 1/20/03
Opponent Sean Singletary (41) vs. Virginia, 3/1/08

Two Players Scored 20 Points

Miami DJ Vasiljevic (22), Chris Lykes (21), vs. Clemson, 2/9/19
Opponent Coby White (33), Luke Maye (20), at North Carolina, 2/9/19

Three Players Scored 20 Points

Miami Dwayne Collins (23), Brian Asbury (21), Jack McClinton (20) vs. Virginia Tech, 1/25/09
Opponent Travis Mays (40), Alvin Heggs (22), Lance Blanks (21), Texas, 2/22/89

Five (not 5+) Players Scored in Double Figures

Miami Chris Lykes (18), DJ Vasiljevic (15), Zach Johnson (12), Ebuka Izundu (10), Sam Waardenburg (10) vs. La Salle, 11/22/18
Opponent Cameron Johnson (22), Kenny Williams (16), Coby White (15), Luke Maye (14), Nassir Little (12) vs. North Carolina, 1/19/19

Six (not 6+) Players Scored in Double Figures

Miami Chris Lykes (18), Ja'Quan Newton (15), Dewan Huell (14), Lonnie Walker (13), Ebuka Izundu (12), DJ Vasiljevic (10) at North Carolina, 2/27/18
Opponent Phil Cofer (21), Braian Angola (18), CJ Walker (17), Terance Mann (14), MJ Walker (13), Christ Koumadje (13) at Florida State, 1/27/18

Seven+ Players Scored in Double Figures

Miami Sheldon McClellan (18), Ja'Quan Newton (15), James Palmer (14), Ebuka Izundu (11) Angel Rodriguez (11), Ivan Cruz Uceda (10), Anthony Lawrence Jr. (10) vs. Mississippi State 11/19/15

Player Grabbed 15 Rebounds

Miami Ebuka Izundu (19), vs. Stephen F. Austin, 11/13/18
Opponent Brice Johnson (15) vs. North Carolina, 2/20/16

Player Grabbed 20 Rebounds

Miami Reggie Johnson (20), vs. Florida Atlantic, 3/16/11
Opponent Kelly Wise (21), vs. Memphis, 12/21/00

Two Players Grabbed 10 Rebounds

Miami Anthony Lawrence II (11 pts, 12 reb) & DJ Vasiljevic (15 pts, 10 reb) vs. Notre Dame, 2/6/19
Opponent Luke Maye (13) and Theo Pinson (11), vs. North Carolina, 3/9/18

Three Players Grabbed 10 Rebounds

Miami Mark Richardson (11), Eric Brown (10), Joe Wylie (10) vs. FIU, 3/6/89
Opponent Matt Harpring (12), Dion Glover (10), Michael Maddox (10), Ga. Tech, 12/27/97

Player Had 10 Assists

Miami Bruce Brown (10), vs. Gardner-Webb, 11/10/17
Opponent John Gillon (11), at Syracuse, 1/4/17

Player Had 10 Blocks

Miami Anthony King (10) vs. Florida Atlantic, 11/29/04
Opponent Jarvis Varnado (10), Mississippi State, 12/13/07

Player Had a Double-Double

Miami Anthony Lawrence II (11 pts, 12 reb) & DJ Vasiljevic (15 pts, 10 reb) vs. Notre Dame, 2/6/19
Opponent Terance Mann (10 pts, 10 reb), vs. Florida State, 1/27/19

Player Had a Triple-Double

Miami Bruce Brown (10 pts, 11 reb, 11 ast), vs. Gardner-Webb, 11/10/17
Opponent Brendan Haywood (18 pts, 14 reb, 10 blks), North Carolina, 12/4/00

Hit Last-Second Shot to Win Game

Miami Zach Johnson, jumper with 0.4 secs remaining vs. Clemson to win, 65-64, 2/13/19
Opponent Donte Ingram, Loyola Chicago, 3-pointer at buzzer to win, 64-62, in NCAA Tournament, 3/15/18

Two Players Had Double-Doubles

Miami Anthony Lawrence II (11 pts, 12 reb) & DJ Vasiljevic (15 pts, 10 reb) vs. Notre Dame, 2/6/19
Opponent Theo Pinson (25 pts, 11 ast) & Luke Maye (14 pts, 10 reb), at UNC, 2/27/18

Team Scored 100 Points

Miami 105 vs. Mississippi State, 11/19/15
Opponent 103 at Florida State, 1/27/18

Team Scored 90-99 Points

Miami 96 vs. Stephen F. Austin, 11/13/18
Opponent 90 at Louisville, 1/6/19

Team Scored 50 Points in a Half

Miami 53 (1st half) vs. Stephen F. Austin, 11/13/18
Opponent 50 (2nd half) at Louisville, 1/6/19

Team Shot 50 Percent in Both Halves

Miami .583 (14-24) / .500 (10-20), vs. Campbell, 12/29/18
Opponent .500 (13-26) / .680 (17-25), Virginia Tech, 1/30/19

Team Shot 60 Percent in a Half

Miami .667 (16-24), first half, vs. Seton Hall, 11/25/18
Opponent .640 (16-25), second half, at North Carolina, 2/9/19

Team Shot 70 Percent in a Half

Miami .720 (18-25), second half, vs. Middle Tennessee, 12/25/17

Team Shot 60 Percent in a Game

Miami .600 (30-50) vs. Middle Tennessee, 12/25/17
Opponent .600 (33-55) at Florida State, 1/27/18

Team Shot Less Than 30 Percent in a Game

Miami .293 (12-41) vs. Eastern Kentucky, 12/19/14
Opponent .290 (18-62) vs. South Carolina State, 12/6/16

Team Won by 50+ Points

Miami 50 vs. Nova Southeastern (108-58), 11/16/09
Opponent 53 vs. Notre Dame (126-73), 2/22/86

Team won by 40-49 Points

Miami 49 vs. Western Carolina (92-43), 11/11/16
Opponent 41 at North Carolina (105-64), 1/31/07

Team Won by 30-39 Points

Miami 36 vs. La Salle (85-49), 11/22/18
Opponent 32 at Charlotte (95-63), 11/28/00

Overtime

Miami won in overtime 78-75 (OT) vs. Louisville, 1/24/18
Miami lost in overtime 88-85 (OT) at North Carolina, 2/9/19

Rankings

Miami defeated a ranked opponent 91-88 at No. 9 North Carolina, 2/27/18
Miami lost to a ranked opponent 88-85 (OT) at No. 8 North Carolina, 2/9/19
Miami defeated a top 10 opponent 91-88 at No. 9 North Carolina, 2/27/18
Miami lost to a top 10 opponent 88-85 (OT) at No. 8 North Carolina, 2/9/19
Miami defeated a top 5 opponent 64-61 vs. No. 3 Virginia, 2/22/16
Miami lost to a top 5 opponent 56-46 at No. 3 Virginia, 2/2/19

THE LAST TIME A MIAMI FRESHMAN ...

Scored 30 Points: Bruce Brown (30), vs. North Carolina, 1/28/17
Scored 20+ Points: Lonnie Walker IV (23), at Florida State, 1/27/18
Perfect from Field (5+ att): Reggie Johnson (RS), 8-of-8, vs. Wake Forest, 3/11/10
Perfect from 3-Pt (3+ att): Anthony Lawrence, 4-of-4, vs. Notre Dame, 2/3/16
10+ Rebounds: Bruce Brown, 12, vs. George Washington, 12/22/16
10+ Assists: Bruce Brown, 10, vs. South Carolina State, 12/6/16
5-9 Assists: Chris Lykes, 5, vs. Pitt, 1/31/18
5+ Steals: Shane Larkin, 6, vs. North Carolina, 1/10/12
4+ Blocks: Raphael Akpejiori, 4, McNeese State, 11/24/10
Double-Double: Bruce Brown (14 pts, 12 reb), vs. George Washington, 12/22/16
Triple-Double: Bruce Brown (11 pts, 11 reb, 10 ast), vs. South Carolina State, 12/6/16



JIM LARRAÑAGA

8TH SEASON AT MIAMI (172-92)
35TH SEASON AS HEAD COACH (642-426)

PERSONAL

Hometown Bronx, N.Y.
Born Oct. 2, 1949
Family Wife: Liz, Sons: Jay and Jon
Grandchildren: Tia, James, Jon Temple, Henry
Education Providence College, 1971, B.A. Economics
Archbishop Molloy High School, 1967

PLAYING CAREER

Geronemo Basketball Club (Belgium), 1976-77
Providence College, 1967-71
Archbishop Molloy, 1963-67

COACHING EXPERIENCE

Head Coach

2011-present Miami
1997-2011 George Mason
1986-97 Bowling Green
1977-79 American International

Assistant Coach

1979-86 Virginia
1971-76 Davidson

Player/Coach

1977 Geronemo Basketball Club (Belgium)

IN THE HISTORY BOOKS

- 11th winningest active Division I head coach
- 44th in wins all-time among Division I head coaches
- Owns second-most coaching wins in Miami program history
- 13th in career ACC home game win percentage (.691, 47-21)
- 16th in career wins in ACC games (87)
- 21st in career wins while in ACC (172)

COACHING HONORS

AP, Naismith, Iba, Rupp Coach of the Year, 2013
NABC All-District II, 2013
USBWA District IV Coach of the Year, 2013, 2016
Clair Bee National Coach of the Year, 2006
ACC Coach of the Year, 2013, 2016
CAA Coach of the Year, 1999, 2011
MAC Coach of the Year, 1997

TEAM HONORS

18 Postseason appearances
Nine NCAA tournament appearances
1999, 2001, 2006, 2008, 2011, 2013, 2016, 2017, 2018
Three Sweet 16 appearances ('06, '13, '16), One Final Four ('06)
Eight postseason NIT appearances
1990, 1991, 1997, 2002, 2004, 2009, 2012, 2015
12 20-win seasons

NOTABLE NBA PLAYERS COACHED

Lance Blanks (UVA) Frank Booker (BGSU) Bruce Brown Jr. (UM)
Rick Carlisle (UVA) Antonio Daniels (BGSU) Jeff Jones (UVA)
Andrew Kennedy (UVA) Jeff Lamp (UVA) Shane Larkin (UM)
Lewis Latimore (UVA) Sheldon Mac (UM) Jason Miskiri (GMU)
Olden Polynice (UVA) Lee Raker (UVA) Davon Reed (UM)
Ralph Sampson (UVA) Tom Sheehy (UVA) Clinton Venable (BGSU)
Lonnie Walker IV (UM) Othell Wilson (UVA)

STUDENT-ATHLETE HONORS

At Miami

- One All-American
- One USBWA All-District IV selection
- One Basketball Times All-District
- One ACC Player of the Year
- One ACC Defensive Player of the Year
- One ACC Tournament MVP
- 14 All-ACC postseason selections
- Five ACC-All-Defensive Team selections
- One ACC All-Rookie Team selection
- Four ACC Academic Honor Roll picks
- Seven ACC Players of the Week
- One ACC Rookie of the Week
- Six ACC All-Tournament team selections
- Two NIT All-Tournament Team picks
- Two NABC Honors Court selections

Prior to Miami

- Two All-Americans
- 28 All-CAA selections
- Nine CAA All-Defensive Team picks
- Eight CAA All-Rookie Team picks
- Three Dean Ehlers Award winners (given to CAA player who best meets criteria of academic achievement, leadership and community service)
- 12 All-MAC selections
- Two MAC Freshman of Year selections
- Four MAC All-Freshman Team picks

YEAR-BY-YEAR RESULTS

Year	School	Overall		Conference	
		W-L	W-L	Finish	Postseason
1977-78	American Int'l	14-13	-	-	-
1978-79	American Int'l	13-13	-	-	-
AIC Totals		27-26	-	-	-
1986-87	Bowling Green	15-14	10-6	3	-
1987-88	Bowling Green	12-16	7-9	t-5	-
1988-89	Bowling Green	13-15	6-10	t-6	-
1989-90	Bowling Green	18-11	9-7	t-3	NIT First Round (0-1)
1990-91	Bowling Green	17-13	9-7	t-4	NIT First Round (0-1)
1991-92	Bowling Green	14-15	8-8	5	-
1992-93	Bowling Green	11-16	8-10	t-6	-
1993-94	Bowling Green	18-10	12-6	t-2	-
1994-95	Bowling Green	16-11	10-8	t-5	-
1995-96	Bowling Green	14-13	9-9	t-6	-
1996-97	Bowling Green	22-10	13-5	t-1	NIT First Round (0-1)
BGSU Totals		170-144	101-85 (MAC)	-	-
1997-98	George Mason	9-18	6-10	6	-
1998-99	George Mason	19-11	13-3	1	NCAA First Round (0-1)
1999-00	George Mason	19-11	12-4	t-1	-
2000-01	George Mason	18-12	11-5	3	NCAA First Round (0-1)
2001-02	George Mason	19-10	13-5	2	NIT First Round (0-1)
2002-03	George Mason	16-12	11-7	4	-
2003-04	George Mason	23-10	12-6	3	NIT Third Round (2-1)
2004-05	George Mason	16-13	10-8	6	-
2005-06	George Mason	27-8	15-3	t-1	NCAA Final Four (4-1)
2006-07	George Mason	18-15	9-9	5	-
2007-08	George Mason	23-11	12-6	2	NCAA First Round (0-1)
2008-09	George Mason	22-11	13-5	2	NIT First Round (0-1)
2009-10	George Mason	17-15	12-6	4	CIT First Round (0-1)
2010-11	George Mason	27-7	16-2	1	NCAA Second Round (1-1)
GMU Totals		273-164	165-79 (CAA)	-	-
2011-12	Miami	20-13	9-7	t-4	NIT Second Round (1-1)
2012-13	Miami	29-7	15-3	1	NCAA Sweet 16 (2-1)
2013-14	Miami	17-16	7-11	10	-
2014-15	Miami	25-13	10-8	6	NIT Finals (4-1)
2015-16	Miami	27-8	13-5	t-2	NCAA Sweet 16 (2-1)
2016-17	Miami	21-12	10-8	t-7	NCAA First Round (0-1)
2017-18	Miami	22-10	11-7	t-3	NCAA First Round (0-1)
2018-19	Miami	11-13	3-9	-	-
UM Totals		172-92	78-58 (ACC)	-	-
OVERALL		642-426	344-222	9	NCAA, 8 NIT, 1 CIT
2 years	American Int'l	27-26 (.509)			
11 years	Bowling Green	170-144 (.541)			
14 years	George Mason	273-164 (.625)			
8 years	Miami	172-92 (.652)			
35 years		642-426 (.601)			

2018-19 Miami Men's Basketball
Miami Combined Team Statistics (as of Feb 13, 2019)
All games

RECORD:	OVERALL	HOME	AWAY	NEUTRAL
ALL GAMES	11-13	9-5	0-6	2-2
CONFERENCE	3-9	3-4	0-5	0-0
NON-CONFERENCE	8-4	6-1	0-1	2-2

##	Player	gp-gs	min	avg	Total		3-Point		F-Throw		Rebounds			pf	dq	a	to	blk	stl	pts	avg	
					fg-fga	fg%	3fg-fga	3fg%	ft-fa	ft%	off	def	tot									avg
00	Chris Lykes	24-24	811	33.8	139-319	.436	46-137	.336	86-112	.768	9	54	63	2.6	54	0	79	75	1	34	410	17.1
05	Zach Johnson	24-12	754	31.4	105-259	.405	31-96	.323	67-102	.657	9	64	73	3.0	45	0	55	47	9	40	308	12.8
03	Anthony Lawrence	24-24	787	32.8	100-228	.439	39-114	.342	42-57	.737	16	125	141	5.9	50	0	63	61	20	31	281	11.7
01	DJ Vasiljevic	24-18	751	31.3	90-212	.425	63-159	.396	34-37	.919	20	88	108	4.5	41	0	33	22	1	13	277	11.5
15	Ebuka Izundu	24-24	688	28.7	106-163	.650	1-3	.333	43-62	.694	82	128	210	8.8	72	4	27	34	31	18	256	10.7
21	Sam Waardenburg	24-11	598	24.9	45-109	.413	14-41	.341	31-43	.721	27	58	85	3.5	49	0	26	29	7	9	135	5.6
13	Anthony Mack	20-6	303	15.2	19-67	.284	13-47	.277	1-2	.500	4	19	23	1.2	19	0	15	11	1	7	52	2.6
22	Deng Gak	8-1	117	14.6	8-24	.333	0-1	.000	4-10	.400	16	17	33	4.1	15	0	5	3	9	1	20	2.5
02	Willie Herenton	9-0	15	1.7	2-3	.667	2-3	.667	2-2	1.000	0	0	0	0.0	0	0	0	0	0	0	8	0.9
10	Dominic Proctor	1-0	1	1.0	0-0	.000	0-0	.000	0-0	.000	0	0	0	0.0	0	0	0	0	0	0	0	0.0
Team											29	37	66		1		6					
Total.....		24	4825		614-1384	.444	209-601	.348	310-427	.726	212	590	802	33.4	346	4	303	288	79	153	1747	72.8
Opponents.....		24	4822		639-1434	.446	191-571	.335	225-308	.731	243	620	863	36.0	414	10	342	326	75	143	1694	70.6

TEAM STATISTICS	UM	OPP	Date	Opponent	Score	Att.
SCORING	1747	1694	11/09/18	LEHIGH	W 83-62	6799
Points per game	72.8	70.6	11/13/18	STEPHEN F. AUSTIN	W 96-58	6066
Scoring margin	+2.2	-	11/17/18	BETHUNE-COOKMAN	W 78-70	6322
FIELD GOALS-ATT	614-1384	639-1434	1 11/22/18	vs La Salle	W 85-49	866
Field goal pct	.444	.446	1 11/23/18	vs Fresno State	W 78-76	906
3 POINT FG-ATT	209-601	191-571	1 11/25/18	vs Seton Hall	L 81-83	1589
3-point FG pct	.348	.335	2 11/28/18	RUTGERS	L 54-57	6376
3-pt FG made per game	8.7	8.0	3 12/01/18	vs Yale	L 73-77	5749
FREE THROWS-ATT	310-427	225-308	12/04/18	at Penn	L 75-89	3019
Free throw pct	.726	.731	12/19/18	HOUSTON BAPTIST	W 80-73	6553
F-Throws made per game	12.9	9.4	12/22/18	FLA. ATLANTIC	W 75-55	6222
REBOUNDS	802	863	12/29/18	CAMPBELL	W 73-62	6789
Rebounds per game	33.4	36.0	* 01/03/19	NC STATE	L 82-87	6983
Rebounding margin	-2.5	-	* 01/06/19	at Louisville	L 73-90	15050
ASSISTS	303	342	* 01/09/19	at Florida State	L 62-68	10531
Assists per game	12.6	14.3	* 01/12/19	WAKE FOREST	W 76-65	7197
TURNOVERS	288	326	* 01/19/19	NORTH CAROLINA	L 76-85	7131
Turnovers per game	12.0	13.6	* 01/24/19	at Syracuse	L 53-73	21058
Turnover margin	+1.6	-	* 01/27/19	FLORIDA STATE	L 66-78	7122
Assist/turnover ratio	1.1	1.0	* 01/30/19	VIRGINIA TECH	L 70-82	6860
STEALS	153	143	* 02/02/19	at Virginia	L 46-56	13978
Steals per game	6.4	6.0	* 02/06/19	NOTRE DAME	W 62-47	6372
BLOCKS	79	75	* 02/09/19	at North Carolina	Lot 85-88	21383
Blocks per game	3.3	3.1	* 02/13/19	CLEMSON	W 65-64	6338

* = Conference game
1 = Wooden Legacy, Fullerton, Calif.
2 = ACC/Big Ten Challenge
3 = Hoophall Miami Invitational, Miami, Fla.

Score by Periods	1st	2nd	OT	Totals
Miami	855	884	8	1747
Opponents	791	892	11	1694

2018-19 Miami Men's Basketball
Miami Combined Team Statistics (as of Feb 13, 2019)
ACC games only

RECORD:	OVERALL	HOME	AWAY	NEUTRAL
ALL GAMES	3-9	3-4	0-5	0-0
CONFERENCE	3-9	3-4	0-5	0-0
NON-CONFERENCE	0-0	0-0	0-0	0-0

##	Player	gp-gs	min	avg	Total		3-Point		F-Throw		Rebounds				pf	dq	a	to	blk	stl	pts	avg
					fg-fga	fg%	3fg-fga	3fg%	ft-fa	ft%	off	def	tot	avg								
00	Chris Lykes	12-12	415	34.6	72-166	.434	24-73	.329	43-52	.827	7	23	30	2.5	22	0	34	32	1	13	211	17.6
05	Zach Johnson	12-9	400	33.3	52-143	.364	16-53	.302	28-43	.651	4	37	41	3.4	23	0	26	25	3	23	148	12.3
01	DJ Vasiljevic	12-7	362	30.2	44-104	.423	28-78	.359	11-13	.846	9	44	53	4.4	20	0	10	6	1	8	127	10.6
03	Anthony Lawrence	12-12	382	31.8	40-100	.400	18-51	.353	24-34	.706	7	58	65	5.4	27	0	27	31	7	12	122	10.2
15	Ebuka Izundu	12-12	360	30.0	45-75	.600	0-1	.000	20-29	.690	42	57	99	8.3	39	1	12	18	6	7	110	9.2
21	Sam Waardenburg	12-2	294	24.5	20-45	.444	9-18	.500	16-21	.762	17	27	44	3.7	27	0	13	14	4	3	65	5.4
13	Anthony Mack	12-6	202	16.8	11-43	.256	7-29	.241	1-2	.500	2	14	16	1.3	9	0	9	7	1	5	30	2.5
02	Willie Herenton	5-0	10	2.0	1-2	.500	1-2	.500	0-0	.000	0	0	0	0.0	0	0	0	0	0	0	3	0.6
Team											14	16	30		1		4					
Total.....		12	2425		285-678	.420	103-305	.338	143-194	.737	102	276	378	31.5	168	1	131	137	23	71	816	68.0
Opponents.....		12	2425		327-717	.456	107-299	.358	122-155	.787	125	315	440	36.7	187	4	189	143	39	74	883	73.6

LAST 5 GAMES

RECORD:	OVERALL	HOME	AWAY	NEUTRAL
ALL GAMES	2-3	2-1	0-2	0-0
CONFERENCE	2-3	2-1	0-2	0-0
NON-CONFERENCE	0-0	0-0	0-0	0-0

##	Player	gp-gs	min	avg	Total		3-Point		F-Throw		Rebounds				pf	dq	a	to	blk	stl	pts	avg
					fg-fga	fg%	3fg-fga	3fg%	ft-fa	ft%	off	def	tot	avg								
00	Chris Lykes	5-5	181	36.2	34-73	.466	13-34	.382	13-19	.684	2	11	13	2.6	10	0	12	15	0	6	94	18.8
01	DJ Vasiljevic	5-5	158	31.6	20-48	.417	11-34	.324	5-5	1.000	3	20	23	4.6	9	0	7	5	1	4	56	11.2
03	Anthony Lawrence	5-5	175	35.0	19-52	.365	8-26	.308	6-6	1.000	3	35	38	7.6	11	0	12	11	2	5	52	10.4
05	Zach Johnson	5-4	172	34.4	17-57	.298	6-21	.286	8-11	.727	2	9	11	2.2	11	0	11	11	2	10	48	9.6
15	Ebuka Izundu	5-5	146	29.2	17-24	.708	0-0	.000	4-7	.571	15	22	37	7.4	16	0	3	6	2	5	38	7.6
21	Sam Waardenburg	5-0	142	28.4	11-25	.440	5-9	.556	8-10	.800	8	11	19	3.8	13	0	4	4	4	3	35	7.0
13	Anthony Mack	5-1	50	10.0	2-11	.182	1-8	.125	0-0	.000	1	2	3	0.6	1	0	2	3	0	3	5	1.0
02	Willie Herenton	1-0	1	1.0	0-0	.000	0-0	.000	0-0	.000	0	0	0	0.0	0	0	0	0	0	0	0	0.0
Team											5	9	14				1					
Total.....		5	1025		120-290	.414	44-132	.333	44-58	.759	39	119	158	31.6	71	0	51	56	11	36	328	65.6
Opponents.....		5	1025		124-280	.443	35-109	.321	54-64	.844	40	133	173	34.6	64	1	59	64	16	36	337	67.4

Miami Game-by-Game Highs (as of Feb 13, 2019)
All games

Opponent	Date	Score	Points	Rebounds	Assists	Steals	Blocked shots
LEHIGH	11/09/18	83-62	22-Chris Lykes	12-Anthony Lawrence	4-Chris Lykes	3-Anthony Lawrence	3-Deng Gak Ebuka Izundu Anthony Lawrence
STEPHEN F. AUSTIN	11/13/18	96-58	22-Ebuka Izundu	19-Ebuka Izundu	6-Chris Lykes	3-Ebuka Izundu Chris Lykes	4-Ebuka Izundu
BETHUNE-COOKMAN vs La Salle	11/17/18 11/22/18	78-70 85-49	21-Chris Lykes 18-Chris Lykes	9-Anthony Lawrence 8-Ebuka Izundu	6-Chris Lykes 5-Zach Johnson	3-DJ Vasiljevic 2-Chris Lykes Anthony Lawrence	3-Ebuka Izundu 2-Anthony Lawrence
vs Fresno State	11/23/18	78-76	24-Zach Johnson	6-Ebuka Izundu	3-Zach Johnson Anthony Lawrence	3-Chris Lykes	1-Ebuka Izundu
vs Seton Hall	11/25/18	81-83	18-Chris Lykes Zach Johnson	5-Ebuka Izundu Sam Waardenburg DJ Vasiljevic	5-DJ Vasiljevic	2-Chris Lykes	2-Ebuka Izundu
RUTGERS	11/28/18	54-57	16-Anthony Lawrence	12-Ebuka Izundu	4-Anthony Lawrence Chris Lykes	3-Zach Johnson	2-Anthony Lawrence Zach Johnson
vs Yale	12/01/18	73-77	19-Ebuka Izundu	9-Ebuka Izundu	5-Zach Johnson	2-Anthony Lawrence	2-Deng Gak Ebuka Izundu
at Penn	12/04/18	75-89	17-Zach Johnson	7-Ebuka Izundu	5-Chris Lykes	2-Ebuka Izundu	1-Zach Johnson Anthony Lawrence
HOUSTON BAPTIST	12/19/18	80-73	17-Anthony Lawrence	11-Ebuka Izundu	4-Chris Lykes DJ Vasiljevic	3-Zach Johnson Anthony Lawrence	4-Ebuka Izundu
FLA. ATLANTIC CAMPBELL	12/22/18 12/29/18	75-55 73-62	19-Ebuka Izundu 22-Zach Johnson	13-Ebuka Izundu 8-Ebuka Izundu Anthony Lawrence	8-Anthony Lawrence 3-Anthony Lawrence	3-Chris Lykes 2-Chris Lykes Zach Johnson Anthony Lawrence	3-Ebuka Izundu 1-Zach Johnson Anthony Lawrence Sam Waardenburg Ebuka Izundu
NC STATE	01/03/19	82-87	28-Chris Lykes	11-Ebuka Izundu	4-Zach Johnson	2-Zach Johnson Anthony Lawrence	1-Anthony Lawrence
at Louisville	01/06/19	73-90	19-Zach Johnson DJ Vasiljevic	10-Ebuka Izundu	4-Chris Lykes	3-Zach Johnson	None
at Florida State	01/09/19	62-68	17-Chris Lykes	9-Ebuka Izundu	4-Anthony Mack	2-Zach Johnson	None
WAKE FOREST	01/12/19	76-65	25-Chris Lykes	11-Ebuka Izundu	4-Chris Lykes	2-Zach Johnson	2-Anthony Lawrence
NORTH CAROLINA	01/19/19	76-85	20-Chris Lykes	8-Ebuka Izundu	6-Chris Lykes	2-Zach Johnson Chris Lykes	1-Anthony Lawrence Ebuka Izundu
at Syracuse	01/24/19	53-73	11-DJ Vasiljevic	10-Ebuka Izundu	3-Anthony Lawrence	2-Chris Lykes Anthony Lawrence	1-Chris Lykes
FLORIDA STATE	01/27/19	66-78	20-Zach Johnson	7-Anthony Lawrence	4-Anthony Lawrence Zach Johnson	2-Zach Johnson DJ Vasiljevic	2-Ebuka Izundu
VIRGINIA TECH at Virginia	01/30/19 02/02/19	70-82 46-56	19-Chris Lykes 16-Chris Lykes	9-Anthony Lawrence 11-Ebuka Izundu	4-Chris Lykes 3-Anthony Lawrence	3-Zach Johnson 1-Ebuka Izundu DJ Vasiljevic Sam Waardenburg Chris Lykes Zach Johnson Anthony Lawrence	1-Zach Johnson 1-Zach Johnson Sam Waardenburg
NOTRE DAME at North Carolina	02/06/19 02/09/19	62-47 85-88	15-DJ Vasiljevic 27-Chris Lykes	12-Anthony Lawrence 10-Ebuka Izundu	3-Zach Johnson 5-Anthony Lawrence	3-Zach Johnson 2-Zach Johnson	1-Sam Waardenburg 2-Ebuka Izundu
CLEMSON	02/13/19	65-64	22-DJ Vasiljevic	8-Anthony Lawrence	3-Zach Johnson	1-DJ Vasiljevic Anthony Lawrence Zach Johnson	2-Anthony Lawrence

Miami Team Game-by-Game Comparison (as of Feb 13, 2019) All games

Opponent	1st	2nd	Score	Mar	Total FG	FG Pct	3-Pointers	3FG Pct	Free Throws	FT Pct	Rebounds	Assist	T/Over	Block	Steal	Fouls
LEHIGH	38/26	45/36	83-62	+21	23-61/21-61	.377/.344	14-32/8-21	.438/.381	23-32/12-21	.719/.571	45/44	15/6	11/18	9/4	8/5	17/24
STEPHEN F. AUSTIN	53/32	43/26	96-58	+38	37-69/24-61	.536/.393	11-23/4-13	.478/.308	11-18/6-7	.611/.857	41/34	22/8	8/18	6/4	10/5	11/15
BETHUNE-COOKMAN	30/31	48/39	78-70	+8	26-65/27-59	.400/.458	8-26/6-18	.308/.333	18-24/10-13	.750/.769	38/40	12/12	11/14	6/5	7/5	15/25
La Salle	49/18	36/31	85-49	+36	30-55/21-60	.545/.350	8-19/2-25	.421/.080	17-21/5-9	.810/.556	39/28	15/9	19/20	4/3	7/6	14/22
Fresno State	37/41	41/35	78-76	+2	25-57/27-58	.439/.466	7-22/9-23	.318/.391	21-28/13-18	.750/.722	29/43	12/16	11/20	1/5	7/4	20/25
Seton Hall	45/45	36/38	81-83	(2)	30-55/34-65	.545/.523	7-20/6-23	.350/.261	14-18/9-14	.778/.643	29/30	11/15	16/13	4/1	4/5	18/21
RUTGERS	24/28	30/29	54-57	(3)	22-65/24-59	.338/.407	7-28/6-24	.250/.250	3-7/3-6	.429/.500	43/40	12/10	13/14	5/8	5/8	12/13
Yale	49/39	24/38	73-77	(4)	26-63/30-58	.413/.517	6-26/4-18	.231/.222	15-18/13-17	.833/.765	33/35	12/15	11/11	4/2	5/7	16/15
Penn	36/50	39/39	75-89	(14)	28-58/34-57	.483/.596	6-20/13-23	.300/.565	13-19/8-12	.684/.667	24/34	10/23	7/9	2/3	2/4	16/18
HOUSTON BAPTIST	40/33	40/40	80-73	+7	29-57/27-55	.509/.491	11-28/11-23	.393/.478	11-17/8-14	.647/.571	35/29	17/15	14/17	7/1	9/5	13/14
FLA. ATLANTIC	46/23	29/32	75-55	+20	29-57/20-60	.509/.333	9-28/9-29	.321/.310	8-10/6-9	.800/.667	35/35	21/11	12/16	4/0	10/3	13/16
CAMPBELL	37/26	36/36	73-62	+11	24-44/23-64	.545/.359	12-24/6-32	.500/.188	13-21/10-13	.619/.769	33/31	13/13	18/13	4/0	8/12	13/19
NC STATE	45/37	37/50	82-87	(5)	28-61/31-68	.459/.456	10-25/11-30	.400/.367	16-29/14-18	.552/.778	29/51	12/17	7/16	1/3	7/4	14/23
Louisville	41/40	32/50	73-90	(17)	24-56/33-69	.429/.478	10-26/13-31	.385/.419	15-20/11-15	.750/.733	35/39	7/19	13/17	0/1	4/1	16/16
Florida State	29/33	33/35	62-68	(6)	20-54/27-64	.370/.422	4-18/6-26	.222/.231	18-22/8-13	.818/.615	31/38	10/15	12/9	0/3	3/7	15/20
WAKE FOREST	32/33	44/32	76-65	+11	23-48/25-73	.479/.342	11-25/7-33	.440/.212	19-23/8-9	.826/.889	37/39	16/11	15/12	5/0	5/7	12/20
NORTH CAROLINA	37/37	39/48	76-85	(9)	27-55/33-60	.491/.550	9-21/9-20	.429/.450	13-18/10-14	.722/.714	23/38	13/26	11/15	2/1	7/7	15/19
Syracuse	29/32	24/41	53-73	(20)	20-59/26-53	.339/.491	8-29/14-30	.276/.467	5-6/7-8	.833/.875	39/28	11/22	13/6	1/11	4/7	8/8
FLORIDA STATE	28/45	38/33	66-78	(12)	23-55/28-50	.418/.560	7-29/12-20	.241/.600	13-18/10-14	.722/.714	26/34	11/20	10/14	3/4	5/5	17/17
VIRGINIA TECH	27/34	43/48	70-82	(12)	23-56/30-51	.411/.588	12-33/9-19	.364/.474	12-14/13-15	.857/.867	27/28	14/13	16/15	1/3	11/11	12/14
Virginia	21/28	25/28	46-56	(10)	17-50/22-52	.340/.423	4-21/6-17	.190/.353	8-15/6-10	.533/.600	24/42	6/16	7/14	2/6	6/5	14/10
NOTRE DAME	28/23	34/24	62-47	+15	27-62/18-56	.435/.321	4-22/4-28	.182/.143	4-5/7-7	.800/1000	39/33	8/7	10/14	1/1	10/6	13/10
North Carolina	30/31	47/46	85-88	(3)	32-68/31-66	.471/.470	14-31/13-26	.452/.500	7-7/13-17	1000/.765	39/32	14/15	16/10	3/4	6/9	16/13
CLEMSON	24/26	41/38	65-64	+1	21-54/23-55	.389/.418	10-25/3-19	.400/.158	13-17/15-15	.765/1000	29/38	9/8	7/11	4/2	3/5	16/17

Note: Game totals are displayed in the format TEAM/OPPONENT for each category

Miami Points-Rebounds-Assists (as of Feb 13, 2019)
All games

Opponent	Date	Score	00	01	02	03	05	10	13	15	21	22
			LYKES,CHRI	VASILJEVIC	HERENTON,	LAWRENCE,	JOHNSON,ZA	PROCTOR,D	MACK,ANTH	IZUNDUJEBU	WAARDENB	GAK,DENG
LEHIGH	11/09/18	83-62	W 22-5-4	16-3-2	0-0-0	19-12-2	5-0-3	DNP	0-0-0	10-9-1	11-5-2	0-6-1
SFA	11/13/18	96-58	W 20-2-6	17-4-0	0-0-0	18-3-3	15-3-4	DNP	DNP	22-19-3	2-4-5	2-4-1
BCU	11/17/18	78-70	W 21-2-6	20-5-2	DNP	13-9-2	9-3-0	DNP	DNP	5-4-1	8-4-1	2-3-0
vs LAS	11/22/18	85-49	W 18-1-0	15-7-3	5-0-0	6-5-3	12-4-5	0-0-0	5-0-0	10-8-1	10-4-2	4-7-1
vs FRES	11/23/18	78-76	W 17-5-2	12-5-1	DNP	7-5-3	24-2-3	DNP	0-0-1	10-6-1	6-4-0	2-1-1
vs HALL	11/25/18	81-83	L 18-4-2	8-5-5	DNP	17-2-1	18-3-2	DNP	DNP	11-5-1	5-5-0	4-3-0
RU	11/28/18	54-57	L 8-2-4	3-3-0	DNP	16-8-4	12-4-2	DNP	DNP	12-12-1	2-3-0	1-6-1
vs YALE	12/01/18	73-77	L 12-0-3	17-6-1	DNP	9-8-3	11-3-5	DNP	0-2-0	19-9-0	0-0-0	5-3-0
at PENN	12/04/18	75-89	L 16-4-5	10-3-0	DNP	9-3-2	17-1-1	DNP	0-1-0	9-7-2	14-3-0	DNP
HBU	12/19/18	80-73	W 14-5-4	13-5-4	DNP	17-5-2	9-1-2	DNP	6-4-2	15-11-2	6-3-1	DNP
FAU	12/22/18	75-55	W 12-1-7	9-5-3	0-0-0	17-8-8	6-3-0	DNP	8-0-2	19-13-0	4-2-1	DNP
CAMP	12/29/18	73-62	W 21-2-2	10-4-2	DNP	11-8-3	22-5-2	DNP	3-0-1	4-8-2	2-4-1	DNP
ST	01/03/19	82-87	L 28-0-2	6-3-1	DNP	12-6-3	21-5-4	DNP	5-2-0	10-11-2	0-0-0	DNP
at UL	01/06/19	73-90	L 18-4-4	19-4-0	0-0-0	4-1-1	19-4-0	DNP	3-3-1	8-10-0	2-8-1	DNP
at FS	01/09/19	62-68	L 17-3-2	6-5-1	0-0-0	14-4-2	6-6-0	DNP	2-2-4	13-9-1	4-0-0	DNP
WF	01/12/19	76-65	W 25-2-4	14-4-0	DNP	3-2-2	8-5-3	DNP	9-3-1	11-11-3	6-9-3	DNP
NC	01/19/19	76-85	L 20-3-6	3-3-0	DNP	18-0-0	17-5-3	DNP	0-1-0	13-8-1	5-3-3	DNP
at SU	01/24/19	53-73	L 8-3-2	11-8-1	3-0-0	8-7-3	9-1-1	DNP	6-0-1	8-10-2	0-3-1	DNP
FS	01/27/19	66-78	L 1-2-2	12-3-0	0-0-0	11-7-4	20-4-4	DNP	0-2-0	9-3-0	13-2-1	DNP
VT	01/30/19	70-82	L 19-0-4	8-1-2	DNP	15-9-2	10-4-1	DNP	5-0-2	4-2-0	9-6-3	DNP
at VA	02/02/19	46-56	L 16-4-1	0-2-0	DNP	2-0-3	10-3-2	DNP	0-0-0	8-11-0	10-3-0	DNP
ND	02/06/19	62-47	W 11-3-1	15-10-1	DNP	11-12-2	9-0-3	DNP	0-1-0	14-7-1	2-5-0	DNP
at NC	02/09/19	85-88	L 27-2-4	11-7-2	0-0-0	17-9-5	13-3-2	DNP	0-1-0	9-10-0	8-3-1	DNP
CU	02/13/19	65-64	W 21-4-2	22-3-2	DNP	7-8-0	6-1-3	DNP	0-1-0	3-7-2	6-2-0	DNP

Official Basketball Box Score -- Game Totals -- Final Statistics
Miami vs Fresno State
11/23/18 11:00 am at Titan Gym

Miami 78 • 5-0

Table with 13 columns: #, Player, Total FG-FGA, 3-Ptr FG-FGA, FT-FTA, Rebounds (Off, Def, Tot), PF, TP, A, TO, Blk, Stl, Min. Includes team totals and shooting percentages for FG, 3FG, and FT.

Fresno State 76 • 2-2

Table with 13 columns: #, Player, Total FG-FGA, 3-Ptr FG-FGA, FT-FTA, Rebounds (Off, Def, Tot), PF, TP, A, TO, Blk, Stl, Min. Includes team totals and shooting percentages for FG, 3FG, and FT.

Officials: Mike Greenstein, Kevin Brill, Rick Batsell
Technical fouls: Miami-None, Fresno State-None.
Attendance: 906

Score by periods table with columns: 1st, 2nd, Total. Shows scores for Miami (37, 41, 78) and Fresno State (41, 35, 76).

Score tied - 12 times.
Lead changed - 11 times.
Largest lead - UM by 6 1st-16:43, FS by 5 1st-17:51.
UM led for 15:39. FS led for 17:00. Game was tied for 07:21.

Official Basketball Box Score -- Game Totals -- Final Statistics
Miami vs Seton Hall
11/25/18 7:30 pm at Titan Gym

Miami 81 • 5-1

Table with 13 columns: #, Player, Total FG-FGA, 3-Ptr FG-FGA, FT-FTA, Rebounds (Off, Def, Tot), PF, TP, A, TO, Blk, Stl, Min. Includes team totals and shooting percentages for FG, 3FG, and FT.

Seton Hall 83 • 4-2

Table with 13 columns: #, Player, Total FG-FGA, 3-Ptr FG-FGA, FT-FTA, Rebounds (Off, Def, Tot), PF, TP, A, TO, Blk, Stl, Min. Includes team totals and shooting percentages for FG, 3FG, and FT.

Officials: Michael Irving, Chris Rastatter, Mike Greenstein
Technical fouls: Miami-None, Seton Hall-None.
Attendance: 1589

Score by periods table with columns: 1st, 2nd, Total. Shows scores for Miami (45, 36, 81) and Seton Hall (45, 38, 83).

Score tied - 12 times.
Lead changed - 16 times.
Largest lead - UM by 6 1st-12:18, HALL by 7 2nd-06:22.
UM led for 12:29. HALL led for 20:37. Game was tied for 06:47.

Official Basketball Box Score -- Game Totals -- Final Statistics
Rutgers vs Miami
11/28/18 7:15 pm at Coral Gables, FL (Watsco Center)

Rutgers 57 • 5-1

Table with 13 columns: #, Player, Total FG-FGA, 3-Ptr FG-FGA, FT-FTA, Rebounds (Off, Def, Tot), PF, TP, A, TO, Blk, Stl, Min. Includes team totals and shooting percentages for FG, 3FG, and FT.

Miami 54 • 5-2

Table with 13 columns: #, Player, Total FG-FGA, 3-Ptr FG-FGA, FT-FTA, Rebounds (Off, Def, Tot), PF, TP, A, TO, Blk, Stl, Min. Includes team totals and shooting percentages for FG, 3FG, and FT.

Officials: Mike Roberts, Brian Dorsey, Ron Groover
Technical fouls: Rutgers-None, Miami-None.
Attendance: 6376

Score by periods table with columns: 1st, 2nd, Total. Shows scores for Rutgers (28, 29, 57) and Miami (24, 30, 54).

Score tied - 8 times.
Lead changed - 7 times.
Largest lead - RU by 8 2nd-17:33, UM by 9 1st-13:24.
RU led for 19:49. UM led for 12:11. Game was tied for 08:00.

Official Basketball Box Score -- Game Totals -- Final Statistics
Yale vs Miami
12/1/18 7:30 PM at American Airlines Arena, Miami, Fla.

Yale 77 • 3-2

Table with 13 columns: #, Player, Total FG-FGA, 3-Ptr FG-FGA, FT-FTA, Rebounds (Off, Def, Tot), PF, TP, A, TO, Blk, Stl, Min. Includes team totals and shooting percentages for FG, 3FG, and FT.

Miami 73 • 5-3

Table with 13 columns: #, Player, Total FG-FGA, 3-Ptr FG-FGA, FT-FTA, Rebounds (Off, Def, Tot), PF, TP, A, TO, Blk, Stl, Min. Includes team totals and shooting percentages for FG, 3FG, and FT.

Officials: Ray Styoys, Dwayne Gladden, Anthony Burris
Technical fouls: Yale-None, Miami-None.
Attendance: 5749
2018 Air Force Reserve HoopHall Invitational presented by Citi

Score by periods table with columns: 1st, 2nd, Total. Shows scores for Yale (39, 38, 77) and Miami (49, 24, 73).

Score tied - 8 times.
Lead changed - 4 times.
Largest lead - YALE by 4 1st-17:42, UM by 15 2nd-17:37.
YALE led for 10:53. UM led for 26:18. Game was tied for 02:49.

Official Basketball Box Score -- Game Totals -- Final Statistics
Miami vs Virginia
02/02/19 2:00 pm at Charlottesville, Va. (JPJ Arena)

Miami 46 - 9-12 (1-8 ACC)

Box score table for Miami vs Virginia game. Columns include Player, FG-FGA, 3-Ptr, Rebounds, PF, TP, A TO Blk Stl, Min. Totals: 46-9-12.

FG % 1st Half: 7-25 28.0%, 2nd half: 10-25 40.0%, Game: 17-50 34.0%
3FG % 1st Half: 3-12 25.0%, 2nd half: 1-9 11.1%, Game: 4-21 19.0%
FT % 1st Half: 4-7 57.1%, 2nd half: 4-8 50.0%, Game: 8-15 53.3%

Virginia 56 - 20-1 (8-1 ACC)

Box score table for Virginia vs Miami game. Columns include Player, FG-FGA, 3-Ptr, Rebounds, PF, TP, A TO Blk Stl, Min. Totals: 56-20-1.

FG % 1st Half: 11-28 39.3%, 2nd half: 11-24 45.8%, Game: 22-52 42.3%
3FG % 1st Half: 3-9 33.3%, 2nd half: 3-8 37.5%, Game: 6-17 35.3%
FT % 1st Half: 3-4 75.0%, 2nd half: 3-6 50.0%, Game: 6-10 60.0%

Officials: Lamar Simpson, Jeff Clark, Mike Roberts
Technical fouls: Miami-None, Virginia-None.
Attendance: 13978

Score by periods table with columns 1st, 2nd, Total. Miami: 21, 25, 46. Virginia: 28, 28, 56.

Last FG - UM 2nd-00:28, VA 2nd-02:37.
Largest lead - UM by 2 1st-11:08, VA by 13 2nd-02:37.
UM led for 01:12, VA led for 35:12. Game was tied for 03:36.

Official Basketball Box Score -- Game Totals -- Final Statistics
Notre Dame vs Miami
02/06/19 7:00 pm at Coral Gables, Fla. (Watso Center)

Notre Dame 47 - 12-11 (2-8 ACC)

Box score table for Notre Dame vs Miami game. Columns include Player, FG-FGA, 3-Ptr, Rebounds, PF, TP, A TO Blk Stl, Min. Totals: 47-12-11.

FG % 1st Half: 8-25 32.0%, 2nd half: 10-31 32.3%, Game: 18-56 32.1%
3FG % 1st Half: 3-14 21.4%, 2nd half: 1-14 7.1%, Game: 4-28 14.3%
FT % 1st Half: 4-4 100.0%, 2nd half: 3-3 100.0%, Game: 7-7 100.0%

Miami 62 - 10-12 (2-8 ACC)

Box score table for Miami vs Notre Dame game. Columns include Player, FG-FGA, 3-Ptr, Rebounds, PF, TP, A TO Blk Stl, Min. Totals: 62-10-12.

FG % 1st Half: 12-29 41.4%, 2nd half: 15-33 45.5%, Game: 27-62 43.5%
3FG % 1st Half: 1-9 11.1%, 2nd half: 3-13 23.1%, Game: 4-22 18.2%
FT % 1st Half: 3-3 100.0%, 2nd half: 1-2 50.0%, Game: 4-5 80.0%

Officials: James Breeding, Pat Driscoll, AJ Desai
Technical fouls: Notre Dame-None, Miami-None.
Attendance: 6372

Score by periods table with columns 1st, 2nd, Total. Notre Dame: 23, 24, 47. Miami: 28, 34, 62.

Last FG - ND 2nd-01:09, UM 2nd-00:38.
Largest lead - ND by 9 1st-17:21, UM by 18 2nd-08:27.
ND led for 13:55, UM led for 25:05. Game was tied for 01:00.

Official Basketball Box Score -- Game Totals -- Final Statistics
Miami vs North Carolina
02/09/19 12:00 PM at Smith Center

Miami 85 - 10-13, 2-9 ACC

Box score table for Miami vs North Carolina game. Columns include Player, FG-FGA, 3-Ptr, Rebounds, PF, TP, A TO Blk Stl, Min. Totals: 85-10-13.

FG % 1st Half: 12-32 37.5%, 2nd half: 17-30 56.7%, OT: 3-6 50.0%, Game: 32-68 47.1%
3FG % 1st Half: 2-11 18.2%, 2nd half: 10-17 58.8%, OT: 2-3 66.7%, Game: 14-31 45.2%
FT % 1st Half: 4-4 100.0%, 2nd half: 3-3 100.0%, OT: 0-0 0.0%, Game: 7-7 100.0%

North Carolina 88 - 19-4, 9-1 ACC

Box score table for North Carolina vs Miami game. Columns include Player, FG-FGA, 3-Ptr, Rebounds, PF, TP, A TO Blk Stl, Min. Totals: 88-19-4.

FG % 1st Half: 12-33 36.4%, 2nd half: 16-25 64.0%, OT: 3-8 37.5%, Game: 31-66 47.0%
3FG % 1st Half: 3-11 27.3%, 2nd half: 9-12 75.0%, OT: 1-3 33.3%, Game: 13-26 50.0%
FT % 1st Half: 4-5 80.0%, 2nd half: 5-8 62.5%, OT: 4-4 100.0%, Game: 13-17 76.5%

Officials: Roger Ayers, Bill Covington, Tony Henderson
Technical fouls: Miami-None, North Carolina-None.
Attendance: 21383

Score by periods table with columns 1st, 2nd, OT, Total. Miami: 30, 47, 85. North Carolina: 31, 46, 88.

Last FG - UM OT-00:28, NC OT-00:40.
Largest lead - UM by 7 2nd-07:34, NC by 7 1st-05:37.
UM led for 18:46, NC led for 18:34. Game was tied for 07:40.

Official Basketball Box Score -- Game Totals -- Final Statistics
Clemson vs Miami
02/13/19 7:00 pm at Coral Gables, FL (Watso Center)

Clemson 64 - 15-9 (5-6)

Box score table for Clemson vs Miami game. Columns include Player, FG-FGA, 3-Ptr, Rebounds, PF, TP, A TO Blk Stl, Min. Totals: 64-15-9.

FG % 1st Half: 11-30 36.7%, 2nd half: 12-25 48.0%, Game: 23-55 41.8%
3FG % 1st Half: 0-11 0.0%, 2nd half: 3-8 37.5%, Game: 3-19 15.8%
FT % 1st Half: 4-4 100.0%, 2nd half: 11-11 100.0%, Game: 15-15 100.0%

Miami 65 - 11-13 (3-9)

Box score table for Miami vs Clemson game. Columns include Player, FG-FGA, 3-Ptr, Rebounds, PF, TP, A TO Blk Stl, Min. Totals: 65-11-13.

FG % 1st Half: 7-28 25.0%, 2nd half: 14-26 53.8%, Game: 21-54 38.9%
3FG % 1st Half: 2-10 20.0%, 2nd half: 8-15 53.3%, Game: 10-25 40.0%
FT % 1st Half: 8-12 66.7%, 2nd half: 5-5 100.0%, Game: 13-17 76.5%

Officials: Tim Clougherty, Ron Groover, Bert Smith
Technical fouls: Clemson-None, Miami-None.
Attendance: 6338

Score by periods table with columns 1st, 2nd, Total. Clemson: 26, 38, 64. Miami: 24, 41, 65.

Last FG - CU 2nd-02:01, UM 2nd-00:00.
Largest lead - CU by 3 2nd-17:13, UM by 10 2nd-14:36.
CU led for 04:20, UM led for 26:59. Game was tied for 08:41.



22 DENG GAK

R-Fr • 6-10 • 211 • Forward
 Sydney, Australia
 Blair Academy (N.J.)

2018-19 HIGHLIGHTS

- Suffered season-ending left knee injury on Dec. 1 against Yale
- Played at least 11 minutes off the bench in each of his eight games this season
- Made first college start against Yale (12/1), scored five points in season-high 19 minutes
- Scored first college points in win over Stephen F. Austin (11/13)
- Recorded six rebounds and three blocks in 14 minutes of action in his Miami debut against Lehigh (11/9)

2018-19 GAME-BY-GAME

	GS	Min	FG	Pct	3FG	Pct	FT	Pct	O-D-T	Avg	PF	FO	A	TO	Blk	Stl	Pts	Avg
Lehigh	14	0-3	.000	0-1	.000	0-2	.000	1-5-6	6.0	3	0	1	0	3	0	0	0.0	
Stephen F. Austin	17	1-6	.167	0-0	.000	0-2	.000	3-1-4	5.0	2	0	1	0	1	1	2	1.0	
Bethune-Cookman	11	1-2	.500	0-0	.000	0-0	.000	2-1-3	4.3	0	0	0	1	2	0	2	1.3	
vs La Salle	15	2-4	.500	0-0	.000	0-0	.000	3-4-7	5.0	3	0	1	0	0	0	4	2.0	
vs Fresno State	12	1-1	1.000	0-0	.000	0-0	.000	1-0-1	4.2	1	0	1	0	0	0	2	2.0	
vs Seton Hall	15	2-3	.667	0-0	.000	0-0	.000	2-1-3	4.0	3	0	0	1	1	0	4	2.3	
Rutgers	14	0-3	.000	0-0	.000	1-2	.500	2-4-6	4.3	2	0	1	0	0	0	1	2.1	
vs Yale	* 19	1-2	.500	0-0	.000	3-4	.750	2-1-3	4.1	1	0	0	1	2	0	5	2.5	
at Penn	DNP																	
Houston Baptist	DNP																	
Florida Atlantic	DNP																	
Campbell	DNP																	
NC State	DNP																	
at Louisville	DNP																	
at Florida State	DNP																	
Wake Forest	DNP																	
North Carolina	DNP																	
at Syracuse	DNP																	
Florida State	DNP																	
Virginia Tech	DNP																	
at Virginia	DNP																	
Notre Dame	DNP																	
at North Carolina	DNP																	
Clemson	DNP																	

CAREER HIGHS

Points

Career: 5 vs. Yale, 12/1/18

ACC: -

Rebounds

Career: 7 vs. La Salle, 11/25/18

ACC: -

Assists

Career: 1 5x, last vs. Rutgers, 11/28/18

ACC: -

Steals

Career: 1 Stephen F. Austin, 11/13/18

ACC: -

Blocked Shots

Career: 3 Lehigh, 11/9/18

ACC: -

Field Goals

Career: 2 2x, last vs. Seton Hall, 11/25/18

ACC: -

Field-Goal Attempts

Career: 6 Stephen F. Austin, 11/13/18

ACC: -

Free Throws

Career: 3 vs. Yale, 12/1/18

ACC: -

Free-Throw Attempts

Career: 4 vs. Yale, 12/1/18

ACC: -

3-Point Field Goals

Career: -

ACC: -

3-Point Field-Goal Attempts

Career: 1 Lehigh, 11/9/18

ACC: -

Minutes

Career: 19 vs. Yale, 12/1/18

ACC: -

GAK'S CAREER STATISTICS										3-Point			Free Throws			Rebounds				Scoring					
Season	GP	GS	Min.	Avg.	FG	FGA	Pct.	FG	FGA	Pct.	FT	FTA	Pct.	Off.	Def.	Tot.	Avg.	PF	FO	Ast.	TO	Blk	Stl	Pts.	Avg.
2018-19	8	1	117	14.6	8	24	.333	0	1	.000	4	10	.400	16	17	33	4.1	15	0	5	3	9	1	20	2.5
TOTAL	8	1	117	14.6	8	24	.333	0	1	.000	4	10	.400	16	17	33	4.1	15	0	5	3	9	1	20	2.5



2 WILLIE HERENTON

So. • 6-1 • 178 • Guard
Lincolnshire, Illinois
Stevenson HS

2018-19 HIGHLIGHTS

- Joined team as walk-on for 2018-19 season, but awarded scholarship on Friday, Jan. 18
- Hit 3-pointer at Syracuse (1/24)
- Played two minutes, including final minute of first half, at Louisville (1/6)
- Scored first five Miami points against La Salle (11/22)
- Saw his first playing time in final minute of season opener against Lehigh (11/9)

2018-19 GAME-BY-GAME

	GS	Min	FG	Pct	3FG	Pct	FT	Pct	O-D-T	Avg	PF	FO	A	TO	Bk	Stl	Pts	Avg
Lehigh	0		0-0	.000	0-0	.000	0-0	.000	0-0-0	0.0	0	0	0	0	0	0	0	0.0
Stephen F. Austin	2		0-0	.000	0-0	.000	0-0	.000	0-0-0	0.0	0	0	0	0	0	0	0	0.0
Bethune-Cookman	DNP																	
vs La Salle	2		1-1	1.000	1-1	1.000	2-2	1.000	0-0-0	0.0	0	0	0	0	0	0	5	1.7
vs Fresno State	DNP																	
vs Seton Hall	DNP																	
Rutgers	DNP																	
vs Yale	DNP																	
at Penn	DNP																	
Houston Baptist	DNP																	
Florida Atlantic	1		0-0	.000	0-0	.000	0-0	.000	0-0-0	0.0	0	0	0	0	0	0	0	1.3
Campbell	DNP																	
NC State	DNP																	
at Louisville	2		0-0	.000	0-0	.000	0-0	.000	0-0-0	0.0	0	0	0	0	0	0	0	1.0
at Florida State	3		0-0	.000	0-0	.000	0-0	.000	0-0-0	0.0	0	0	0	0	0	0	0	0.8
Wake Forest	DNP																	
North Carolina	DNP																	
at Syracuse	2		1-1	1.000	1-1	1.000	0-0	.000	0-0-0	0.0	0	0	0	0	0	0	3	1.1
Florida State	2		0-1	.000	0-1	.000	0-0	.000	0-0-0	0.0	0	0	0	0	0	0	0	1.0
Virginia Tech	DNP																	
at Virginia	DNP																	
Notre Dame	DNP																	
at North Carolina	1		0-0	.000	0-0	.000	0-0	.000	0-0-0	0.0	0	0	0	0	0	0	0	0.9
Clemson	DNP																	

CAREER HIGHS

Points

Career: 5 vs. La Salle, 11/22/18

ACC: 3 at Syracuse, 1/24/19

Rebounds

Career: -

ACC: -

Assists

Career: -

ACC: -

Steals

Career: -

ACC: -

Blocked Shots

Career: -

ACC: -

Field Goals

Career: 1 2x, last at Syracuse, 1/24/19

ACC: 1 at Syracuse, 1/24/19

Field-Goal Attempts

Career: 1 2x, last at Syracuse, 1/24/19

ACC: 1 at Syracuse, 1/24/19

Free Throws

Career: 2 vs. La Salle, 11/22/18

ACC: -

Free-Throw Attempts

Career: 2 vs. La Salle, 11/22/18

ACC: -

3-Point Field Goals

Career: 1 2x, last at Syracuse, 1/24/19

ACC: 1 at Syracuse, 1/24/19

3-Point Field-Goal Attempts

Career: 1 2x, last at Syracuse, 1/24/19

ACC: 1 2x, last vs. Florida State, 1/27/19

Minutes

Career: 3 at Florida State, 1/9/19

ACC: 3 at Florida State, 1/9/19

HERENTON'S CAREER STATISTICS

Season	GP	GS	Min.	Avg.	3-Point			Free Throws			Rebounds				Scoring												
					FG	FGA	Pct.	FG	FTA	Pct.	Off.	Def.	Tot.	Avg.	PF	FO	Ast.	TO	Bk	Stl	Pts.	Avg.					
2018-19	9	0	15	1.7	2	3	.667	2	3	.667	2	2	1.000	0	0	0	0.0	0	0	0	0	0	0	0	0	8	0.9



10 DOMINIC PROCTOR

So. • 6-6 • 190 • Guard
Las Vegas, Nevada
Bishop Gorman HS

2018-19 HIGHLIGHTS

- Made first Miami appearance in final minute of Wooden Legacy game against La Salle (11/22)
- Joined team as walk-on for 2018-19 season

CAREER HIGHS

Points

Career: -

ACC: -

Rebounds

Career: -

ACC: -

Assists

Career: -

ACC: -

Steals

Career: -

ACC: -

Blocked Shots

Career: -

ACC: -

Field Goals

Career: -

ACC: -

Field-Goal Attempts

Career: -

ACC: -

Free Throws

Career: -

ACC: -

Free-Throw Attempts

Career: -

ACC: -

3-Point Field Goals

Career: -

ACC: -

3-Point Field-Goal Attempts

Career: -

ACC: -

Minutes

Career: 1 vs. La Salle, 11/22/18

ACC: -



15 EBUKA IZUNDU

Sr. • 6-10 • 232 • Center
Charlotte, North Carolina / Lagos, Nigeria
Victory Christian Center

2018-19 HIGHLIGHTS

- Second in ACC and 15th nationally in offensive rebounds (3.42/game)
- Fourth in ACC and 47th nationally in rebounding (8.8)
- Has 10 10-rebound games (third in ACC)
- Owns six double-doubles this season (tied for fifth most among ACC players)
- Had 19 points and 13 rebounds against FAU (12/22); first UM player to record back-to-back double-doubles since Tonye Jekiri in November 2015
- Recorded double-double with 15 points, 11 rebounds in career-high 34 minutes against Houston Baptist (12/19)
- Posted double-double with 12 points, 12 rebounds against Rutgers (11/28); missed several stretches in game with cramps
- Averaged 10.3 ppg and 6.3 rpg in three games at Wooden Legacy; scored in double figures in each game
- Had career night against Stephen F. Austin (11/13), recording career highs in points (22), rebounds (19), blocks (four) and assists (three). He also tied a career best with three steals.
- It was the most rebounds by a UM player since Reggie Johnson piled up 20 boards on March 16, 2011, against FAU.
- Just missed double-double in opener with 10 points, nine rebounds against Lehigh (11/9)

2018-19 GAME-BY-GAME

	GS	Min	FG	Pct	3FG	Pct	FT	Pct	O-D-T	Avg	PF	FO	A	TO	Blk	Stl	Pts	Avg
Lehigh	*	28	3-5	.600	0-0	.000	4-6	.667	4-5-9	9.0	3	0	1	2	3	0	10	10.0
Stephen F. Austin	*	32	11-13	.846	0-0	.000	0-1	.000	11-8-19	14.0	1	0	3	0	4	3	22	16.0
Bethune-Cookman	*	27	2-8	.250	0-0	.000	1-2	.500	3-1-4	10.7	5	1	1	2	3	0	5	12.3
vs La Salle	*	23	5-5	1.000	0-0	.000	0-0	.000	2-6-8	10.0	4	0	1	5	1	1	10	11.8
vs Fresno State	*	21	3-3	1.000	0-0	.000	4-5	.800	1-5-6	9.2	5	1	1	0	1	0	10	11.4
vs Seton Hall	*	21	3-4	.750	1-1	1.000	4-6	.667	1-4-5	8.5	4	0	1	2	2	0	11	11.3
Rutgers	*	26	5-8	.625	0-1	.000	2-2	1.000	4-8-12	9.0	2	0	1	2	1	0	12	11.4
vs Yale	*	29	8-11	.727	0-0	.000	3-4	.750	2-7-9	9.0	2	0	0	0	2	0	19	12.4
at Penn	*	26	4-8	.500	0-0	.000	1-1	1.000	4-3-7	8.8	5	1	2	0	0	2	9	12.0
Houston Baptist	*	34	6-8	.750	0-0	.000	3-4	.750	4-7-11	9.0	0	0	2	1	4	2	15	12.3
Florida Atlantic	*	31	9-11	.818	0-0	.000	1-2	.500	2-11-13	9.4	1	0	0	1	3	2	19	12.9
Campbell	*	30	2-4	.500	0-0	.000	0-0	.000	2-6-8	9.3	1	0	2	1	1	1	4	12.2
NC State	*	36	4-8	.500	0-1	.000	2-5	.400	7-4-11	9.4	2	0	2	1	0	0	10	12.0
at Louisville	*	26	1-5	.200	0-0	.000	6-7	.857	5-5-10	9.4	3	0	0	3	0	0	8	11.7
at Florida State	*	27	6-10	.600	0-0	.000	1-1	1.000	5-4-9	9.4	4	0	1	1	0	0	13	11.8
Wake Forest	*	28	5-7	.714	0-0	.000	1-2	.500	3-8-11	9.5	4	0	3	4	1	1	11	11.8
North Carolina	*	32	6-10	.600	0-0	.000	1-1	1.000	3-5-8	9.4	3	0	1	1	1	1	13	11.8
at Syracuse	*	37	3-7	.429	0-0	.000	2-2	1.000	4-6-10	9.4	2	0	2	1	0	0	8	11.6
Florida State	*	28	3-4	.750	0-0	.000	3-4	.750	0-3-3	9.1	5	1	0	1	2	0	9	11.5
Virginia Tech	*	22	2-2	1.000	0-0	.000	0-0	.000	1-1-2	8.8	3	0	0	4	0	2	4	11.1
at Virginia	*	34	4-7	.571	0-0	.000	0-2	.000	3-8-11	8.9	4	0	0	1	0	1	8	11.0
Notre Dame	*	30	7-7	1.000	0-0	.000	0-0	.000	3-4-7	8.8	2	0	1	0	0	1	14	11.1
at North Carolina	*	39	4-6	.667	0-0	.000	1-1	1.000	5-5-10	8.8	4	0	0	0	2	1	9	11.0
Clemson	*	21	0-2	.000	0-0	.000	3-4	.750	3-4-7	8.8	3	0	2	1	0	0	3	10.7

IZUNDU'S CAREER STATISTICS

Season	GP	GS	Min.	Avg.	FG	FGA	Pct.	3-Point	Free Throws	Rebounds	Scoring														
					FG	FGA	Pct.	FG	FTA	Pct.	Off.	Def.	Tot.	Avg.	PF	FO	Ast.	TO	Blk	Stl	Pts.	Avg.			
2015-16	15	0	79	5.3	10	16	.625	0	0	.000	12	19	.632	13	6	19	1.3	17	0	3	5	3	2	32	2.1
2016-17	32	7	417	13.0	53	98	.541	0	0	.000	29	42	.690	47	50	97	3.0	75	2	6	27	25	7	135	4.2
2017-18	32	2	467	14.6	72	104	.692	0	0	.000	16	34	.471	56	64	120	3.8	76	1	8	27	20	15	160	5.0
2018-19	24	24	688	28.7	106	163	.650	1	3	.333	43	62	.694	82	128	210	8.8	72	4	27	34	31	18	256	10.7
TOTAL	103	35	1651	16.0	241	381	.633	1	3	.333	100	157	.637	198	248	446	4.3	240	7	44	93	79	42	583	5.7

SEASON/CAREER HIGHS

Points
 Season: 22 Stephen F. Austin, 11/13/18
 Career: 22 Stephen F. Austin, 11/13/18
 ACC: 16 at NC State, 2/4/17

Rebounds
 Season: 19 Stephen F. Austin, 11/13/18
 Career: 19 Stephen F. Austin, 11/13/18
 ACC: 11 3x, last at Virginia, 2/2/19

Assists
 Season: 3 Wake Forest, 1/12/19
 Career: 3 Wake Forest, 1/12/19
 ACC: 3 Wake Forest, 1/12/19

Steals
 Season: 3 Stephen F. Austin, 11/13/18
 Career: 3 2x, last vs. SFA, 11/13/18
 ACC: 3 at Notre Dame, 2/19/18

Blocked Shots
 Season: 4 2x, last vs. HBU, 12/19/18
 Career: 4 2x, last vs. HBU, 12/19/18
 ACC: 3 Notre Dame, 1/12/17

Field Goals
 Season: 11 Stephen F. Austin, 11/13/18
 Career: 11 Stephen F. Austin, 11/13/18
 ACC: 7 3x, last vs Notre Dame, 2/6/19

Field-Goal Attempts
 Season: 13 Stephen F. Austin, 11/13/18
 Career: 13 Stephen F. Austin, 11/13/18
 ACC: 10 3x, last vs. UNC, 1/19/19

3-Point Field Goals
 Season: 1 vs. Seton Hall, 11/25/18
 Career: 1 vs. Seton Hall, 11/25/18
 ACC: -

3-Point Field Goal Attempts
 Season: 1 vs. Seton Hall, 11/25/18
 Career: 1 vs. Seton Hall, 11/25/18
 ACC: -

Free Throws
 Season: 6 at Louisville, 1/6/19
 Career: 6 at Louisville, 1/6/19
 ACC: 6 at Louisville, 1/6/19

Free-Throw Attempts
 Season: 7 at Louisville, 1/6/19
 Career: 7 2x, last vs. Louisville, 1/6/19
 ACC: 7 at Louisville, 1/6/19

Minutes
 Season: 39 at North Carolina, 2/9/19
 Career: 39 at North Carolina, 2/9/19
 ACC: 39 at North Carolina, 2/9/19

CAREER DOUBLE-DOUBLES (7)

14p, 10r vs. Gardner-Webb, 11/10/17
 22p, 19r vs. Stephen F. Austin, 11/13/18
 12p, 12r vs. Rutgers, 11/28/18
 15p, 11r vs. Houston Baptist, 12/19/18
 19p, 13r vs. Florida Atlantic, 12/22/18
 10p, 11r vs. NC State, 1/3/19
 11p, 11r vs. Wake Forest, 1/12/19



5 ZACH JOHNSON

R-Sr. • 6-2 • 192 • Guard
Miami, Florida
Florida Gulf Coast Univ./Norland HS

CAREER

- Ranks 40th nationally in career scoring among active Division I players (1,652)
- Also ranks 19th nationally in career steals (186), 20th in games (127) and 54th in assists (376)
- One of 16 active players nationally with 1,500 career points and 350 career assists
- Owns 16 career 20-point games

2018-19 HIGHLIGHTS

- Ninth in ACC in steals (1.7/game); fourth in ACC games only (1.9/game)
- Nailed game-winning shot with 0.4 seconds remaining against Clemson (2/13)
- Hit 8-of-12 field goals and scored 20 points against Florida State (1/27)
- Scored 21 points in ACC opener against NC State; marks second time in his career he has scored 20-plus in back-to-back games
- Scored 22 points (5-6 3FG) against Campbell to reach 1,500 career points (12/29)
- Named to Wooden Legacy All-Tournament Team
- Averaged 18.0 ppg in three games at Wooden Legacy
- Made first Miami start at Wooden Legacy in championship game vs. Seton Hall (11/25)
- Scored season-high 24 points, including go-ahead putback dunk with 0.6 seconds remaining, in win over Fresno State (11/23)
- Played 22 minutes and scored five points against Lehigh in Miami debut (11/9)

2018-19 GAME-BY-GAME

	GS	Min	FG	Pct	3FG	Pct	FT	Pct	O-D-T	Avg	PF	FO	A	TO	Blk	Stl	Pts	Avg
Lehigh	22	2-6	.333	1-3	.333	0-1	.000	0-0-0	0.0	1	0	3	4	0	2	5	5.0	
Stephen F. Austin	28	5-11	.455	3-5	.600	2-4	.500	1-2-3	1.5	1	0	4	3	0	0	15	10.0	
Bethune-Cookman	29	3-10	.300	0-3	.000	3-6	.500	1-2-3	2.0	2	0	0	0	1	1	9	9.7	
vs La Salle	27	3-8	.375	1-3	.333	5-7	.714	0-4-4	2.5	0	0	5	1	0	1	12	10.3	
vs Fresno State	34	8-16	.500	1-4	.250	7-11	.636	1-1-2	2.4	3	0	3	0	0	2	24	13.0	
vs Seton Hall	* 37	5-7	.714	2-3	.667	6-6	1.000	0-3-3	2.5	2	0	2	2	0	0	18	13.8	
Rutgers	* 37	6-15	.400	0-4	.000	0-3	.000	2-2-4	2.7	2	0	2	2	2	3	12	13.6	
vs Yale	* 35	3-9	.333	0-2	.000	5-5	1.000	0-3-3	2.8	2	0	5	1	0	1	11	13.3	
at Penn	29	7-14	.500	1-5	.200	2-3	.667	0-1-1	2.6	0	0	1	1	1	0	17	13.7	
Houston Baptist	27	4-8	.500	1-3	.333	0-2	.000	0-1-1	2.4	3	0	2	4	0	3	9	13.2	
Florida Atlantic	23	2-6	.333	0-2	.000	2-2	1.000	0-3-3	2.5	3	0	0	1	1	2	6	12.5	
Campbell	26	5-6	.833	5-6	.833	7-9	.778	0-5-5	2.7	3	0	2	3	1	2	22	13.3	
NC State	32	7-17	.412	2-5	.400	5-10	.500	1-4-5	2.8	1	0	4	1	0	2	21	13.9	
at Louisville	* 37	7-14	.500	1-4	.250	4-6	.667	0-4-4	2.9	1	0	0	3	0	3	19	14.3	
at Florida State	* 34	2-11	.182	0-3	.000	2-4	.500	1-5-6	3.1	3	0	0	5	0	2	6	13.7	
Wake Forest	* 34	2-7	.286	2-5	.400	2-2	1.000	0-5-5	3.3	1	0	3	0	1	2	8	13.4	
North Carolina	* 36	5-12	.417	0-3	.000	7-10	.700	0-5-5	3.4	2	0	3	3	0	2	17	13.6	
at Syracuse	26	4-13	.308	1-5	.200	0-0	.000	0-1-1	3.2	0	0	1	1	0	0	9	13.3	
Florida State	* 29	8-12	.667	4-7	.571	0-0	.000	0-4-4	3.3	4	0	4	1	0	2	20	13.7	
Virginia Tech	* 33	3-13	.231	2-7	.286	2-2	1.000	0-4-4	3.3	1	0	1	3	1	3	10	13.5	
at Virginia	* 39	4-10	.400	1-2	.500	1-2	.500	0-3-3	3.3	3	0	2	2	1	1	10	13.3	
Notre Dame	* 33	4-12	.333	0-2	.000	1-2	.500	0-0-0	3.1	1	0	3	2	0	3	9	13.1	
at North Carolina	34	4-13	.308	3-5	.600	2-2	1.000	2-1-3	3.1	2	0	2	3	0	2	13	13.1	
Clemson	* 33	2-9	.222	0-5	.000	2-3	.667	0-1-1	3.0	4	0	3	1	0	1	6	12.8	

JOHNSON'S CAREER STATISTICS										3-Point			Free Throws			Rebounds				Scoring					
Season	GP	GS	Min.	Avg.	FG	FGA	Pct.	FG	FGA	Pct.	FT	FTA	Pct.	Off.	Def.	Tot.	Avg.	PF	FO	Ast.	TO	Blk	Stl	Pts.	Avg.
2015-16*	35	20	941	26.9	141	298	.473	27	71	.380	78	120	.650	11	78	89	2.5	83	2	115	82	19	31	387	11.1
2016-17*	33	32	967	29.3	136	357	.381	54	157	.344	67	106	.632	18	75	93	2.8	77	2	102	88	12	45	393	11.9
2017-18*	35	35	1134	32.4	203	433	.469	69	176	.392	89	114	.781	15	100	115	3.3	72	2	104	79	5	70	564	16.1
2018-19	24	12	754	31.4	105	259	.405	31	96	.323	67	102	.657	9	64	73	3.0	45	0	55	47	9	40	308	12.8
Total	127	90	3794	29.8	585	1347	.435	181	500	.362	301	442	.681	53	318	370	2.9	277	6	376	296	47	186	1652	13.0

* at Florida Gulf Coast

SEASON/CAREER HIGHS

Points

Season: 24 vs. Fresno State, 11/23/18
 Career: 37* vs. Lipscomb, 3/4/18
 ACC: 21 NC State, 1/3/19

Rebounds

Season: 6 at Florida State, 1/9/19
 Career: 7* North Florida, 1/29/18
 ACC: 6 at Florida State, 1/9/19

Assists

Season: 5 2x, last vs. Yale, 12/1/18
 Career: 9* at Georgia Southern, 12/4/16
 ACC: 4 2x, last vs. Florida St., 1/27/19

Steals

Season: 3 4x, last vs. N. Dame, 2/6/19
 Career: 4* 8x, last vs. Lipscomb, 2/17/18
 ACC: 3 3x, last vs. N. Dame, 2/6/19

Field Goals Made

Season: 8 vs. Fresno State, 11/23/18
 Career: 11* 2x, last vs. Stetson, 2/26/18
 ACC: 7 NC State, 1/3/19

Field Goals Attempted

Season: 17 NC State, 1/3/19
 Career: 19* 2x, last vs. Lipscomb, 3/4/18
 ACC: 17 NC State, 1/3/19

Free Throws Made

Season: 7 3x, last vs. UNC, 1/19/19
 Career: 9* at Lipscomb, 1/14/17
 ACC: 7 UNC, 1/19/19

Free Throws Attempted

Season: 11 vs. Fresno State, 11/23/18
 Career: 15* Siena, 12/9/16
 ACC: 10 2x, last vs. UNC, 1/19/19

3-Point Field Goals Made

Season: 5 Campbell, 12/29/18
 Career: 9* vs. Lipscomb, 3/4/18
 ACC: 2 3x, last vs. Wake, 1/12/19

3-Point Field Goals Attempted

Season: 6 Campbell, 12/29/18
 Career: 13* vs. Lipscomb, 3/4/18
 ACC: 5 2x, last vs. Wake, 1/12/19

Minutes

Season: 39 at Virginia, 2/2/19
 Career: 42* 2x, last at USC Upstate, 2/18/17
 ACC: 39 at Virginia, 2/2/19
 *while at Florida Gulf Coast



CHRIS LYKES

So. • 5-7 • 157 • Guard
 Mitchellville, Maryland
 Gonzaga College HS

2018-19 HIGHLIGHTS

- Ranks eighth in ACC in overall scoring (17.1) and seventh in league play (17.6)
- Owns nine games of 20 or more points this season, including five in conference action
- Scored in double figures in all but three games and 16 or more points in 17 games this season
- Has upped his scoring average by 7.5 ppg this season (9.6 to 17.1), which ranks third among ACC players
- Has played at least 30 minutes in 20 of 24 games (ranks eighth in ACC in minutes per game at 33.8)
- Had streak of 21 straight made free throws snapped on Jan. 27 vs. FSU
- Scored 21 points in win over Clemson (2/13)
- Recorded 27 points in career-high 41 minutes at North Carolina (2/9), including 19 points in second half and overtime
- Scored 25 points against Wake Forest, including 14-of-14 from free-throw line which is second best FT performance in program history (Jack McClinton, 16-16 vs. NC State, March 7, 2009)
- Scored career-high 28 points on 10-of-15 shooting in ACC opener against NC State (1/3)
- Averaged 17.7 ppg in three games at Wooden Legacy
- Scored 20 or more points in each of the first three games this season, becoming first UM player since Joe Wylie in 1989 to do so to begin a season
- First UM player to record three straight 20-point efforts since Shane Larkin put up 20 or more points in consecutive games in 2013
- Scored 22 points and also played career-best 39 minutes in season opener against Lehigh (11/9)

2018-19 GAME-BY-GAME

	GS	Min	FG	Pct	3FG	Pct	FT	Pct	O-D-T	Avg	PF	FO	A	TO	Blk	Stl	Pts	Avg
Lehigh	*	39	5-17	.294	4-8	.500	8-11	.727	1-4-5	5.0	3	0	4	2	0	2	22	22.0
Stephen F. Austin	*	28	7-12	.583	2-5	.400	4-5	.800	0-2-2	3.5	1	0	6	1	0	3	20	21.0
Bethune-Cookman	*	36	7-16	.438	3-8	.375	4-5	.800	0-2-2	3.0	3	0	6	2	0	2	21	21.0
vs La Salle	*	29	5-7	.714	1-1	1.000	7-8	.875	0-1-1	2.5	2	0	0	3	0	2	18	20.3
vs Fresno State	*	35	6-16	.375	2-8	.250	3-4	.750	0-5-5	3.0	3	0	2	4	0	3	17	19.6
vs Seton Hall	*	37	7-13	.538	2-5	.400	2-2	1.000	0-4-4	3.2	4	0	2	5	0	2	18	19.3
Rutgers	*	32	3-11	.273	2-6	.333	0-0	.000	0-2-2	3.0	2	0	4	5	0	1	8	17.7
vs Yale	*	34	5-13	.385	1-5	.200	1-2	.500	0-0-0	2.6	3	0	3	5	0	1	12	17.0
at Penn	*	31	5-15	.333	0-4	.000	6-8	.750	0-4-4	2.8	4	0	5	4	0	0	16	16.9
Houston Baptist	*	31	5-9	.556	1-2	.500	3-5	.600	1-4-5	3.0	1	0	4	4	0	0	14	16.6
Florida Atlantic	*	29	5-12	.417	0-4	.000	2-2	1.000	0-1-1	2.8	4	0	7	2	0	3	12	16.2
Campbell	*	35	7-12	.583	4-8	.500	3-8	.375	0-2-2	2.8	2	0	2	6	0	2	21	16.6
NC State	*	35	10-15	.667	3-4	.750	5-6	.833	0-0-0	2.5	3	0	2	2	0	1	28	17.5
at Louisville	*	33	6-12	.500	2-5	.400	4-5	.800	1-3-4	2.6	1	0	4	2	0	0	18	17.5
at Florida State	*	35	5-12	.417	1-3	.333	6-6	1.000	0-3-3	2.7	3	0	2	2	0	1	17	17.5
Wake Forest	*	35	5-11	.455	1-4	.250	14-14	1.000	0-2-2	2.6	1	0	4	2	0	0	25	17.9
North Carolina	*	36	8-16	.500	4-8	.500	0-0	.000	1-2-3	2.6	2	0	6	3	0	2	20	18.1
at Syracuse	*	32	4-15	.267	0-8	.000	0-0	.000	1-2-3	2.7	1	0	2	3	1	2	8	17.5
Florida State	*	28	0-12	.000	0-7	.000	1-2	.500	2-0-2	2.6	1	0	2	3	0	1	1	16.6
Virginia Tech	*	37	6-10	.600	3-7	.429	4-6	.667	0-0-0	2.5	2	0	4	5	0	2	19	16.8
at Virginia	*	35	5-13	.385	2-7	.286	4-7	.571	1-3-4	2.6	3	0	1	0	0	1	16	16.7
Notre Dame	*	31	5-10	.500	0-4	.000	1-1	1.000	1-2-3	2.6	2	0	1	2	0	2	11	16.5
at North Carolina	*	41	10-23	.435	5-11	.455	2-2	1.000	0-2-2	2.6	1	0	4	6	0	1	27	16.9
Clemson	*	37	8-17	.471	3-5	.600	2-3	.667	0-4-4	2.6	2	0	2	2	0	0	21	17.1

2017-18

Opponent	P	R	A
Gard-Webb	3	1	1
Navy	8	1	2
Florida A&M	13	1	4
vs. La Salle	0	1	0
N. Florida	10	0	4
at Minnesota	10	1	0
vs. Princeton	5	1	2
Boston U.	8	0	0
at GW	3	0	1
at Hawai'i	7	5	0
vs. NMSU	1	1	0
vs. MTSU	8	0	2
at Pitt	10	1	0
at Ga. Tech	8	0	5
FSU	18	1	2
at Clemson	13	1	1
Duke	13	1	2
at NC State	6	2	5
Louisville.	9	0	4
at FSU	0	0	5
Pittsburgh	13	3	5
at Va. Tech	6	2	0
Wake Forest	13	2	5
at BC	16	3	2
Virginia	19	1	1
Syracuse	14	0	4
at ND	9	1	1
BC	15	0	3
at UNC	18	1	4
Va. Tech	15	1	7
vs. UNC	6	1	1
vs. Loyola	10	6	2

SEASON/CAREER HIGHS

Points

Season: 28 NC State, 1/3/19
 Career: 28 NC State, 1/3/19
 ACC: 28 NC State, 1/3/19

Rebounds

Season: 5 3x, last vs. HBU, 12/19/18
 Career: 6 vs. Loyola Chicago, 3/15/18
 ACC: 4 3x, last vs. Clemson, 2/13/19

Assists

Season: 7 Florida Atlantic, 12/22/18
 Career: 7 2x, last vs. FAU, 12/22/18
 ACC: 7 Virginia Tech, 3/3/18

Steals

Season: 3 3x, last vs. FAU, 12/22/18
 Career: 3 4x, last vs. FAU, 12/22/18
 ACC: 2 5x, last vs. N. Dame, 2/6/19

Blocked Shots

Season: 1 at Syracuse, 1/24/19
 Career: 1 2x, last at Syracuse, 1/24/19
 ACC: 1 2x, last at Syracuse, 1/24/19

Field Goals

Season: 10 2x, last at UNC, 2/9/19
 Career: 10 2x, last at UNC, 2/9/19
 ACC: 10 2x, last at UNC, 2/9/19

Field-Goal Attempts

Season: 23 at North Carolina, 2/9/19
 Career: 23 at North Carolina, 2/9/19
 ACC: 23 at North Carolina, 2/9/19

Free Throws

Season: 14 Wake Forest, 1/12/19
 Career: 14 Wake Forest, 1/12/19
 ACC: 14 Wake Forest, 1/12/19

Free-Throw Attempts

Season: 14 Wake Forest, 1/12/19
 Career: 14 Wake Forest, 1/12/19
 ACC: 14 Wake Forest, 1/12/19

3-Point Field Goals

Season: 5 at North Carolina, 2/9/19
 Career: 5 at North Carolina, 2/9/19
 ACC: 5 at North Carolina, 2/9/19

3-Point Field-Goal Attempts


Season: 11 at North Carolina, 2/9/19
 Career: 11 at North Carolina, 2/9/19
 ACC: 11 at North Carolina, 2/9/19

Minutes

Season: 41 at North Carolina, 2/9/19
 Career: 41 at North Carolina, 2/9/19
 ACC: 41 at North Carolina, 2/9/19

LYKES' CAREER STATISTICS

Season	GP	GS	Min.	Avg.	FG	FGA	Pct.	3-Point		Free Throws		Rebounds				Scoring									
								FG	FGA	Pct.	FT	FTA	Pct.	Off.	Def.	Tot.	Avg.	PF	FO	Ast.	TO	Blk	Stl	Pts.	Avg.
2017-18	32	10	690	21.6	100	249	.402	48	139	.345	59	82	.720	3	36	39	1.2	70	0	75	58	1	25	307	9.6
2018-19	24	24	811	33.8	139	319	.436	46	137	.336	86	112	.768	9	54	63	2.6	54	0	79	75	1	34	410	17.1
TOTAL	56	34	1501	26.8	239	568	.421	94	276	.341	145	194	.747	12	90	102	1.8	124	0	154	133	2	59	717	12.8



13 ANTHONY MACK

R-Fr. • 6-6 • 214 • Guard
Las Vegas, Nevada
Univ. of Wyoming/Blair Academy (N.J.)

2018-19 HIGHLIGHTS

- Scored season-high nine points in 27 minutes against Wake Forest (1/12)
- Made first college start at Louisville (1/6)
- Played 27 minutes off bench in ACC opener against NC State (1/3)
- Scored six points against HBU (12/19) and eight against FAU (12/22)
- Played eight minutes in his Miami debut in season opener vs. Lehigh (11/9)
- Joined team this summer after transferring from Wyoming
- Granted waiver from NCAA to gain immediate eligibility following transfer

2018-19 GAME-BY-GAME

	GS	Min	FG	Pct	3FG	Pct	FT	Pct	O-D-T	Avg	PF	FO	A	TO	Blk	Stl	Pts	Avg
Lehigh	8	0-4	.000	0-4	.000	0-0	.000	0-0-0	0.0	1	0	0	0	0	0	0	0	0.0
SFA	DNP																	
Bethune-Cookman	DNP																	
vs La Salle	15	2-4	.500	1-2	.500	0-0	.000	0-0-0	0.0	3	0	0	2	0	1	5	2.5	
vs Fresno State	5	0-1	.000	0-0	.000	0-0	.000	0-0-0	0.0	1	0	1	0	0	0	0	1.7	
vs Seton Hall	DNP																	
Rutgers	DNP (illness)																	
vs Yale	12	0-3	.000	0-1	.000	0-0	.000	0-2-2	0.5	1	0	0	1	0	0	0	1.3	
at Penn	9	0-1	.000	0-1	.000	0-0	.000	0-1-1	0.6	0	0	0	0	0	0	0	1.0	
Houston Baptist	17	2-5	.400	2-5	.400	0-0	.000	2-2-4	1.2	2	0	2	1	0	0	6	1.8	
Florida Atlantic	21	3-4	.750	2-3	.667	0-0	.000	0-0-0	1.0	2	0	2	0	0	1	8	2.7	
Campbell	14	1-2	.500	1-2	.500	0-0	.000	0-0-0	0.9	0	0	1	0	0	0	3	2.8	
NC State	27	2-7	.286	1-6	.167	0-0	.000	0-2-2	1.0	2	0	0	0	0	1	5	3.0	
at Louisville	* 21	1-3	.333	1-2	.500	0-0	.000	0-3-3	1.2	3	0	1	0	0	0	3	3.0	
at Florida State	* 26	1-6	.167	0-3	.000	0-0	.000	0-2-2	1.3	0	0	4	0	0	0	2	2.9	
Wake Forest	* 27	3-7	.429	2-5	.400	1-2	.500	0-3-3	1.4	1	0	1	3	1	1	9	3.4	
North Carolina	* 18	0-2	.000	0-2	.000	0-0	.000	0-1-1	1.4	2	0	0	1	0	0	0	3.2	
at Syracuse	14	2-4	.500	2-2	1.000	0-0	.000	0-0-0	1.3	0	0	1	0	0	0	6	3.4	
Florida State	* 19	0-3	.000	0-1	.000	0-0	.000	1-1-2	1.3	0	0	0	0	0	0	0	3.1	
Virginia Tech	18	2-7	.286	1-5	.200	0-0	.000	0-0-0	1.3	1	0	2	1	0	2	5	3.3	
at Virginia	6	0-1	.000	0-1	.000	0-0	.000	0-0-0	1.2	0	0	0	1	0	0	0	3.1	
Notre Dame	8	0-2	.000	0-2	.000	0-0	.000	0-1-1	1.2	0	0	0	1	0	0	0	2.9	
at North Carolina	* 12	0-1	.000	0-0	.000	0-0	.000	1-0-1	1.2	0	0	0	0	0	1	0	2.7	
Clemson	6	0-0	.000	0-0	.000	0-0	.000	0-1-1	1.2	0	0	0	0	0	0	0	2.6	

CAREER HIGHS

Points

Career: 9 Wake Forest, 1/12/19
ACC: 9 Wake Forest, 1/12/19

Rebounds

Career: 4 Houston Baptist, 12/19/18
ACC: 3 2x, last vs. Wake Forest, 1/12/19

Assists

Career: 4 at Florida State, 1/9/19
ACC: 4 at Florida State, 1/9/19

Steals

Career: 2 Virginia Tech, 1/30/19
ACC: 2 Virginia Tech, 1/30/19

Blocked Shots

Career: 1 Wake Forest, 1/12/19
ACC: 1 Wake Forest, 1/12/19

Field Goals

Career: 3 2x, last vs. Wake Forest, 1/12/19
ACC: 3 Wake Forest, 1/12/19

Field-Goal Attempts

Career: 7 2x, last vs. Wake Forest, 1/12/19
ACC: 7 2x, last vs. Wake Forest, 1/12/19

Free Throws

Career: 1 Wake Forest, 1/12/19
ACC: 1 Wake Forest, 1/12/19

Free-Throw Attempts

Career: 2 Wake Forest, 1/12/19
ACC: 2 Wake Forest, 1/12/19

3-Point Field Goals

Career: 2 4x, last at Syracuse, 1/24/19
ACC: 2 2x, last at Syracuse, 1/24/19

3-Point Field-Goal Attempts


Career: 6 NC State, 1/3/19
ACC: 6 NC State, 1/3/19

Minutes

Career: 27 2x, last vs. Wake Forest, 1/12/19
ACC: 27 2x, last vs. Wake Forest, 1/12/19

MACK'S CAREER STATISTICS

Season	GP	GS	Min.	Avg.	FG	FGA	Pct.	3-Point FG	3-Point FGA	Pct.	Free Throws FT	Free Throws FTA	Pct.	Rebounds Off.	Rebounds Def.	Rebounds Tot.	Avg.	PF	FO	Ast.	TO	Blk	Stl	Pts.	Avg.
2018-19	20	6	303	15.2	19	67	.284	13	47	.277	1	2	.500	4	19	23	1.2	19	0	15	11	1	7	52	2.6



21 SAM WAARDENBURG

R-So. • 6-10 • 216 • Forward
Henderson, New Zealand
Rangitoto College

2018-19 HIGHLIGHTS

- Scored 10 points in 36 minutes at Virginia (2/2)
- Recorded nine points in 30 minutes against Virginia Tech (1/30)
- Scored 13 points on 4-for-4 shooting against Florida State (1/27)
- Grabbed career-high nine rebounds and added six points and three assists in 26 minutes against Wake Forest (1/12)
- Recorded eight rebounds at Louisville (1/6)
- Scored career-high 14 points in 37 minutes at Penn (12/4)
- Averaged 7.0 ppg and 4.3 rpg in three games at Wooden Legacy
- Made first career start and scored 11 points with career-high five rebounds in career-high 28 minutes in season opener against Lehigh (11/9)

2017-18

Opponent	P	R	A
Gard-Webb	DNP		
Navy	DNP		
Florida A&M	DNP		
vs. La Salle	7	2	0
N. Florida	9	6	1
at Minnesota	0	1	0
vs. Princeton	0	4	0
Boston U.	0	2	0
at GW	DNP		
at Hawai'i	DNP		
vs. NMSU	0	0	0
vs. MTSU	DNP		
at Pitt	DNP		
at Ga. Tech	DNP		
FSU	DNP		
at Clemson	DNP		
Duke	DNP		
at NC State	0	0	0
Louisville.	0	7	1
at FSU	5	1	0
Pittsburgh	4	4	1
at Va. Tech	3	5	0
Wake Forest	12	3	1
at BC	6	0	0
Virginia	6	0	0
Syracuse	2	4	0
at ND	6	2	0
BC	4	6	1
at UNC	3	2	4
Va. Tech	0	5	1
vs. UNC	2	3	3
Loyola	0	2	4

2018-19 GAME-BY-GAME

	GS	Min	FG	Pct	3FG	Pct	FT	Pct	O-D-T	Avg	PF	FO	A	TO	Blk	Stl	Pts	Avg
Lehigh	*	28	3-7	.429	1-2	.500	4-4	1.000	3-2-5	5.0	1	0	2	1	0	1	11	11.0
Stephen F. Austin	*	33	1-6	.167	0-2	.000	0-1	.000	0-4-4	4.5	3	0	5	2	0	1	2	6.5
Bethune-Cookman	*	27	4-6	.667	0-1	.000	0-1	.000	1-3-4	4.3	3	0	1	0	0	0	8	7.0
vs La Salle	*	28	4-10	.400	1-3	.333	1-2	.500	1-3-4	4.3	0	0	2	2	1	0	10	7.8
vs Fresno State	*	24	1-5	.200	0-2	.000	4-5	.800	1-3-4	4.2	2	0	0	0	0	1	6	7.4
vs Seton Hall		24	2-4	.500	0-1	.000	1-2	.500	0-5-5	4.3	1	0	0	2	0	1	5	7.0
Rutgers		17	1-7	.143	0-3	.000	0-0	.000	1-2-3	4.1	0	0	0	2	0	0	2	6.3
vs Yale		6	0-0	.000	0-0	.000	0-0	.000	0-0-0	3.6	1	0	0	0	0	0	0	5.5
at Penn	*	37	5-7	.714	2-3	.667	2-3	.667	2-1-3	3.6	2	0	0	1	0	0	14	6.4
Houston Baptist	*	24	2-3	.667	0-1	.000	2-2	1.000	1-2-3	3.5	4	0	1	1	1	1	6	6.4
Florida Atlantic	*	29	1-5	.200	1-4	.250	1-2	.500	0-2-2	3.4	1	0	1	2	0	0	4	6.2
Campbell	*	27	1-4	.250	0-1	.000	0-0	.000	0-4-4	3.4	4	0	1	2	1	1	2	5.8
NC State	*	15	0-2	.000	0-1	.000	0-0	.000	0-0-0	3.2	4	0	0	1	0	0	0	5.4
at Louisville		25	1-5	.200	0-2	.000	0-0	.000	4-4-8	3.5	2	0	1	2	0	0	2	5.1
at Florida State		14	0-0	.000	0-0	.000	4-4	1.000	0-0-0	3.3	0	0	0	0	0	0	4	5.1
Wake Forest		26	2-4	.500	1-1	1.000	1-2	.500	3-6-9	3.6	0	0	3	0	0	0	6	5.1
North Carolina		26	2-3	.667	1-2	.500	0-1	.000	1-2-3	3.6	1	0	3	1	0	0	5	5.1
at Syracuse	*	22	0-2	.000	0-1	.000	0-0	.000	1-2-3	3.6	3	0	1	1	5	0	0	4.8
Florida State		24	4-4	1.000	2-2	1.000	3-4	.750	0-2-2	3.5	4	0	1	1	0	0	13	5.3
Virginia Tech		30	2-7	.286	1-2	.500	4-4	1.000	3-3-6	3.6	2	0	3	0	0	2	9	5.5
at Virginia		36	4-9	.444	1-3	.333	1-2	.500	1-2-3	3.6	3	0	0	1	1	1	10	5.7
Notre Dame		27	1-4	.250	0-1	.000	0-0	.000	2-3-5	3.6	3	0	0	2	1	0	2	5.5
at North Carolina		19	3-3	1.000	2-2	1.000	0-0	.000	1-2-3	3.6	3	0	1	1	1	0	8	5.6
Clemson		30	1-2	.500	1-1	1.000	3-4	.750	1-1-2	3.5	2	0	0	0	1	0	6	5.6

SEASON/CAREER HIGHS

Points

Season: 14 at Penn, 12/4/18
 Career: 14 at Penn, 12/4/18
 ACC: 13 Florida State, 1/27/19

Rebounds

Season: 9 Wake Forest, 1/12/19
 Career: 9 Wake Forest, 1/12/19
 ACC: 9 Wake Forest, 1/12/19

Assists

Season: 5 Stephen F. Austin, 11/13/18
 Career: 5 Stephen F. Austin, 11/13/18
 ACC: 4 at North Carolina, 2/27/18

Steals

Season: 2 Virginia Tech, 1/30/19
 Career: 3 at Boston College, 2/10/18
 ACC: 3 at Boston College, 2/10/18

Blocked Shots

Season: 1 7x, last vs. Clemson, 2/13/19
 Career: 2 vs. North Carolina, 3/8/18
 ACC: 1 8x, last vs. Clemson, 2/13/19

Field Goals

Season: 4 4x, last at Virginia, 2/2/19
 Career: 4 5x, last at Virginia, 2/2/19
 ACC: 4 2x, last at Virginia, 2/2/19

Field-Goal Attempts

Season: 10 La Salle, 11/22/18
 Career: 10 La Salle, 11/22/18
 ACC: 9 at Virginia, 2/2/19

Free Throws

Season: 4 4x, last vs. Virginia Tech, 1/30/19
 Career: 4 4x, last vs. Virginia Tech, 1/30/19
 ACC: 4 2x, last vs. Virginia Tech, 1/30/19

Free-Throw Attempts

Season: 5 vs. Fresno State, 11/23/18
 Career: 5 vs. Fresno State, 11/23/18
 ACC: 4 5x, last vs. Clemson, 2/13/19

3-Point Field Goals

Season: 2 3x, last at North Carolina, 2/9/19
 Career: 3 Wake Forest, 2/7/18
 ACC: 3 Wake Forest, 2/7/18

3-Point Field-Goal Attempts

Season: 4 Florida Atlantic, 12/22/18
 Career: 4 3x, last vs. FAU, 12/22/18
 ACC: 4 2x, last at Notre Dame, 2/19/18

Minutes

Season: 37 at Penn, 12/4/18
 Career: 37 at Penn, 12/4/18
 ACC: 36 at Virginia, 2/2/19

WAARDENBURG'S CAREER STATISTICS										3-Point				Free Throws			Rebounds				Scoring				
Season	GP	GS	Min.	Avg.	FG	FGA	Pct.	FG	FGA	Pct.	FT	FTA	Pct.	Off.	Def.	Tot.	Avg.	PF	FO	Ast.	TO	Blk	Stl	Pts.	Avg.
2017-18	21	0	310	14.8	24	58	.414	14	32	.438	7	8	.875	26	33	59	2.8	31	0	17	14	9	10	69	3.3
2018-19	24	11	598	24.9	45	109	.413	14	41	.341	31	43	.721	27	58	85	3.5	49	0	26	29	7	9	135	5.6
TOTAL	45	11	908	20.2	69	167	.413	28	73	.384	38	51	.745	53	91	144	3.2	80	0	43	43	16	19	204	4.5

2018-19 MIAMI BASKETBALL ROSTER

NUMERICAL

No.	Name	Yr.	Pos.	Ht.	Wt.	Hometown/Previous School
0	Chris Lykes	So.	G	5-7	157	Mitchellville, Md./Gonzaga College HS
1	Dejan (DJ) Vasiljevic	Jr.	G	6-3	184	Melbourne, Australia/Australian Institute of Sport
2	Willie Herenton	So.	G	6-1	178	Lincolnshire, Ill./Stevenson HS
3	Anthony Lawrence II	Sr.	G	6-7	207	St. Petersburg, Fla./Lakewood Senior HS
5	Zach Johnson	R-Sr.	G	6-2	192	Miami, Fla./Florida Gulf Coast Univ./Norland HS
10	Dominic Proctor	So.	G	6-6	190	Las Vegas, Nev./Bishop Gorman HS
13	Anthony Mack	R-Fr.	G	6-6	214	Las Vegas, Nev./Wyoming/Blair Academy (N.J.)
14	Rodney Miller Jr.	Jr.	C	7-0	255	Laurelton, N.Y./Oak Hill Academy
15	Ebuka Izundu	Sr.	C	6-10	232	Charlotte, N.C./Victory Christian Center
21	Sam Waardenburg	R-So.	F	6-10	216	Auckland, New Zealand/Rangitoto College
22	Deng Gak	R-Fr.	F	6-10	211	Sydney, Australia/Blair Academy (N.J.)
23	Kameron McGusty [^]	Jr.	G	6-5	192	Katy, Texas/Oklahoma/Sunrise Christian Acad. (Kan.)

ALPHABETICAL

No.	Name	Yr.	Pos.	Ht.	Wt.	Hometown/Previous School
2	Willie Herenton	So.	G	6-1	178	Lincolnshire, Ill./Stevenson HS
22	Deng Gak	R-Fr.	F	6-10	211	Sydney, Australia/Blair Academy (N.J.)
15	Ebuka Izundu	Sr.	C	6-10	232	Charlotte, N.C./Victory Christian Center
5	Zach Johnson	R-Sr.	G	6-2	192	Miami, Fla./Florida Gulf Coast Univ./Norland HS
3	Anthony Lawrence II	Sr.	G	6-7	207	St. Petersburg, Fla./Lakewood Senior HS
0	Chris Lykes	So.	G	5-7	157	Mitchellville, Md./Gonzaga College HS
13	Anthony Mack	R-Fr.	G	6-6	214	Las Vegas, Nev./Wyoming/Blair Academy (N.J.)
23	Kameron McGusty [^]	Jr.	G	6-5	192	Katy, Texas/Oklahoma/Sunrise Christian Acad. (Kan.)
14	Rodney Miller Jr.	Jr.	C	7-0	255	Laurelton, N.Y./Oak Hill Academy
10	Dominic Proctor	So.	G	6-6	190	Las Vegas, Nev./Bishop Gorman HS
1	Dejan (DJ) Vasiljevic	Jr.	G	6-3	184	Melbourne, Australia/Australian Institute of Sport
21	Sam Waardenburg	R-So.	F	6-10	216	Auckland, New Zealand/Rangitoto College

[^] sitting out 2018-19 season per NCAA transfer regulations

Head Coach: Jim Larrañaga, Providence '71, eighth season

Associate Head Coach: Chris Caputo, Westfield State (Mass.) '02, eighth season

Assistant Coach: Alvin "Pooh" Williamson, Tulsa '95, first season

Assistant Coach: Adam Fisher, Penn State '06, fourth season

Director of Operations: Lamont Franklin, UNC Wilmington '97, second season

Strength & Conditioning Coach: Casey Cathrall, Ithaca College '12, first season

Athletic Trainer: Javier Jimenez, Temple '06, third season

Associate Director of Operations: Jeff Dyer, Delaware '14, second season

PRONUNCIATION GUIDE

Gak..... Gack
 Herenton..... HAIR-un-tun
 Ebuka Izundu..... ee-BOO-kuh ee-ZOON-du
 DJ Vasiljevic Vuh-SEE-luh-vitch
 Waardenburg WAR-dun-berg

HC Jim Larrañaga LARE-uh-NAY-guh
 AC Chris Caputo..... Cuh-POO-toe
 SC Casey Cathrall Cuh-THRALL
 AT Javier Jimenez..... Hah-VEE-air Him-EN-ez

ROSTER BY CLASS

Seniors (3)

Ebuka Izundu
 Zach Johnson
 Anthony Lawrence II

Sophomores (4)

Willie Herenton
 Chris Lykes
 Dominic Proctor

Juniors (3)

Kameron McGusty
 Rodney Miller Jr.
 DJ Vasiljevic

Sam Waardenburg

Freshmen (2)

Deng Gak
 Anthony Mack

ROSTER BY STATE

2 Florida
 2 Nevada
 1 Illinois
 1 Maryland
 1 New York
 1 Texas

ROSTER BY COUNTRY

8 United States
 2 Australia
 1 New Zealand
 1 Nigeria

GEOGRAPHIC BREAKDOWN

UNITED STATES

Florida

Zach Johnson
 Anthony Lawrence II

Illinois

Willie Herenton

Maryland

Chris Lykes

Nevada

Anthony Mack
 Dominic Proctor

New York

Rodney Miller Jr.

Texas

Kameron McGusty

INTERNATIONAL

Australia

DJ Vasiljevic
 Deng Gak

New Zealand

Sam Waardenburg


Nigeria

Ebuka Izundu

TV/RADIO ROSTER



0 CHRIS LYKES
So. • G • 5-7 • 157
Mitchellville, Md.
Gonzaga College HS



1 DEJAN (DJ) VASILJEVIC
Jr. • G • 6-3 • 184
Melbourne, Australia
Australian Institute of Sport



2 WILLIE HERENTON
So. • G • 6-1 • 178
Lincolnshire, Ill.
Stevenson HS




3 ANTHONY LAWRENCE II
Sr. • G • 6-7 • 207
St. Petersburg, Fla.
Lakewood Senior HS




5 ZACH JOHNSON
R-Sr. • G • 6-2 • 192
Miami, Fla.
Florida Gulf Coast/Norland HS



10 DOMINIC PROCTOR
So. • G • 6-6 • 190
Las Vegas, Nev.
Bishop Gorman HS




13 ANTHONY MACK
R-Fr. • G • 6-6 • 214
Las Vegas, Nev.
Wyoming/Blair Academy (N.J.)



14 RODNEY MILLER JR.
Jr. • C • 7-0 • 255
Laurelton, N.Y.
Oak Hill Academy



15 EBUKA IZUNDU
Sr. • C • 6-10 • 232
Charlotte, N.C.
Victory Christian Center



21 SAM WAARDENBURG
R-So. • F • 6-10 • 216
Auckland, New Zealand
Rangitoto College



22 DENG GAK
R-Fr. • F • 6-10 • 211
Sydney, Australia
Blair Academy (N.J.)



23 KAMERON MCGUSTY
Jr. • G • 6-5 • 192
Katy, Texas
Oklahoma/Sunrise Christian Acad. (Kan.)



JIM LARRAÑAGA
Head Coach



CHRIS CAPUTO
Associate Head Coach



ALVIN "POOH" WILLIAMSON
Assistant Coach



ADAM FISHER
Assistant Coach



LAMONT FRANKLIN
Director of Operations