



Amy Woodruff, Associate Communications Director
 O: (305) 284-3241 | C: (813) 410-1194
 A.Woodruff@miami.edu | @CanesHoops

2013-14 SCHEDULE

DATE	OPPONENT	TV/RPI	TIME/SCORE
Oct. 30	Florida Tech (exh.)		W, 84-55
Nov. 8	St. Francis Brooklyn	184	L, OT, 62-66
Nov. 11	Georgia Southern	315	W, OT, 81-80
Nov. 14	Texas Southern	290	W, 84-69
Nov. 18	at College of Charleston &	237	W, 70-54
Nov. 21	UCF	208	L, 58-63
DIRECTV Wooden Legacy (Anaheim, Calif.)			
Nov. 28	vs. RV/- George Washington	31	L, OT, 63-71
Nov. 29	vs. Cal State Fullerton	278	W, 48-46
Dec. 1	vs. RV/RV Arizona State	28	W, 60-57
Dec. 4	at Nebraska!	55	L, 49-60
Dec. 8	Virginia Tech*	223	L, OT, 60-61
Dec. 19	at Savannah State	284	W, 68-51
Dec. 22	La Salle	88	W, 71-58
Dec. 30	Loyola (MD)	261	W, 71-48
Jan. 4	at No. 2 Syracuse*	7	L, 49-44
Jan. 8	at RV/RV North Carolina*	21	W, 63-57
Jan. 15	Florida State*	57	L, 53-63
Jan. 18	at Georgia Tech*	171	W, 56-42
Jan. 22	No. 18 Duke*	9	L, 46-67
Jan. 25	No. 2 Syracuse*	7	L, 52-64
Jan. 29	at Maryland*	73	L, 71-74
Feb. 1	Norfolk State	240	W, 64-49
Feb. 5	No. 25/22 Pittsburgh*	45	L, OT, 55-59
Feb. 8	NC State*	76	L, 55-56
Feb. 10	at Florida State*	57	W, 77-73
Feb. 15	at Virginia Tech*	223	L, 52-45
Feb. 19	Notre Dame*	120	W, 71-64
Feb. 22	Boston College*	175	W, 69-42
Feb. 26	at 12/11 Virginia*	10	L, 65-40
March 1	at NC State*	76	W, 80-65
March 4	at Clemson*	71	L, 58-54
March 8	Wake Forest*	115	2 p.m.
March 12	ACC Tournament		

All home games are played at the BankUnited Center
 Game times are ET and subject to change
 * ACC game ! Big Ten/ACC Challenge
 & First game of Wooden Legacy, played in Charleston, S.C.
 ACCN - ACC Network RSN - Regional Sports Network
 All conference games on an ESPN network will also be available on WatchESPN.
 All conference games carried on ACCN or RSN will also be available on ESPN3.
 All games can be heard on WQAM 560 and Canes All Access on HurricaneSports.com

SOCIAL MEDIA

Website: HurricaneSports.com
Twitter, Instagram, Facebook: @CanesHoops

MIAMI MEDIA GUIDE

Miami is not printing media guides again this season.



MIAMI

HURRICANES
 (15-15, 6-11)

NATIONAL RANKING

--/--

LAST TIME OUT

L, 58-54 at Clemson

STATISTICAL LEADERS

Points per Game

Rion Brown, 15.2
 Garrius Adams, 10.0

Rebounds per Game

Rion Brown, 6.0

Assists per Game

Garrius Adams, 2.9

WAKE FOREST

DEMON DEACONS
 (16-14, 6-11)

NATIONAL RANKING

--/--

LAST TIME OUT

W, 82-72 vs. Duke

STATISTICAL LEADERS

Points per Game

Codi Miller-McIntyre, 13.3
 Travis McKie, 11.4

Rebounds per Game

Devin Thomas, 7.7

Assists per Game

Codi Miller-McIntyre, 4.1

SETTING THE SCENE

March 8, 2014 | 2 p.m.
 BankUnited Center | Coral Gables, Fla.

TV: RSN | FOX Sports Florida
Radio: 560 WQAM | 90.5 WVUM |
Web: WQAM.com | WVUM.org | ESPN3

After leading Miami to the 2013 NCAA Sweet 16 and winning the school's first ACC regular season and tournament championships, **Jim Larrañaga** was honored as the AP, Naismith, USBWA Henry Iba, Adolph Rupp Cup and ACC Coach of the Year. The Bronx, N.Y., native helped Miami to a No. 2 national ranking by both the AP and USA TODAY, and a No. 2 seed in the NCAA Tournament. He is the 10th coach in the last 10 years to lead two top-10 programs.



THE GAME

Miami closes the 2014 regular season with a senior night matchup against Wake Forest on Saturday, March 8 at 2 p.m. in the BankUnited Center. Miami will honor its six seniors - Garrius Adams, Raphael Akpejiori, Rion Brown, Justin Heller, Donnavan Kirk and Erik Swoope, as well as two senior managers - Jordana Levinson and Josh Weisman - prior to the game.

THE SERIES

Miami is 6-9 in the all-time series against Wake Forest, which dates back to the 1939-40 season. The Canes are 4-2 against the Demon Deacons at home, 1-0 at neutral sites and 1-7 on the road. Wake Forest won the last matchup against Miami, defeating the Canes, 80-65, on Feb. 23, 2013 at the Lawrence Joel Coliseum in Winston-Salem.

THE BROADCASTS

Catch the game on RSN with Wes Durham and Cory Alexander making the call.

Watch the game on these affiliates: FOX Sports Carolinas, FOX Sports South, FOX Sports Florida, Comcast SportsNet Mid-Atlantic Plus, New England Sports Network Plus, FOX Sports North Plus, ESPN3 (Subject to Blackout), FOX Sports Detroit Plus, ROOT Sports Pittsburgh, SportsTime Ohio, MSG Plus

Also check out the game on 560 WQAM Radio with Joe Zagacki and Josh Darrow, and on 90.5 WVUM, Miami's student radio station.

THE COACH

Head coach Jim Larrañaga has a 534-369 overall record in his 30th season as a head coach. He is 64-35 in his third season at the University of Miami.

THE POLLS (as of March 6)

KenPom.com: Miami - 68, Wake Forest - 112 NCAA RPI: Miami - 108, Wake Forest - 115. SOS: Miami - 53

THE WEATHER

Projected temperatures on game day: Coral Gables - 76/59. Winston-Salem, N.C. - 64/40.

UP NEXT

The ACC Tournament begins on Wednesday, March 12.

2013-14 ROSTER

#	Name	Pos.	Ht.	Wt.	Yr.	Hometown Previous School (s)
4	Raphael Akpejori	F	6-9	241	Sr.	Lagos, Nigeria Sunrise Christian Academy (Kan.) Averaging 19.8 mpg, 1.3 ppg & 2.8 rpg when starting, after 5.3 mpg, 0.7 ppg and 0.8 rpg in non-conference ... Engineering major.
5	Davon Reed	G	6-6	208	Fr.	Ewing, N.J. Princeton Day School (N.J.) Shooting guard playing out of position at the point ... Notched 16 points in 25 min. against Syracuse (1/25) ... 12 pts, 3 rebs vs. ND.
11	Mike Fernandez	G	6-1	189	Fr.	Coral Gables, Fla. Belen Jesuit Walk on raised in Coral Gables, Fla. ... H.M. All-Dade County ... Hit 40 percent of field goals senior season.
12	Justin Heller	G	6-2	177	Sr.	Boca Raton, Fla. West Boca Raton Community Walk on who earned scholarship spring 2014 semester ... Played in 18 career games ... Scored first ACC points (2) vs. BC on Feb. 22.
15	Rion Brown	G	6-6	211	Sr.	Hinesville, Ga. Liberty County Seven 20+ point games in last 11 outings ... 7+ reb in 13 games ... 35.2% 3FG in ACC after 29.4% in non-conf.
20	Manu Lecomte	G	5-11	159	Fr.	Brussels, Belgium Athene des Pagodes Scored 15 points on 3-3 from three at NC State ... Season-best five rebounds at UVA ... Season high 19 points at MD ... 2+ assists 19 games.
21	Erik Swoope	F	6-5	220	Sr.	Lake Elsinore, Calif. Harvard-Westlake 4-straight games 13+ points ... Since joining starting five vs. FSU: 9.6 ppg, 4.3 rpg, 55.8%FG in 29.6 mpg ... Max bench press is 365 pounds.
22	Donnavan Kirk	F	6-9	228	Gr.	Pontiac, Mich. DePaul Detroit Country Day HS At FSU, 16 pts ... At MD, 9 points and 9 rebounds ... Block in 21 games, multiple blocks in 13 outings ... 7+ rebounds in 11 games.
23	Tonye Jekiri	C	7-0	235	So.	Hialeah, Fla. Champagnat Catholic School Nigeria First career double-double with 14p, 13r at NCST ... At FSU 15 pts, 6 reb, 2 blocks ... 9 rebounds and 8 points vs. Duke ... Native of Nigeria.
25	Garrus Adams	G	6-6	200	Gr.	Apex, N.C. Middle Creek Last 9-of-11 games with double-digit scoring ... 5.7 rpg in last 10 outings ... 3+ assists in 17 games ... Career high 20 pts vs. UCF.
35	James Kelly	F	6-7	246	Jr.	Ann Arbor, Mich. Owens CC Pioneer HS Nine points and five rebounds at Virginia Tech in February ... ACC-best 12 points vs. Virginia Tech in December.

REDSHIRTS (*will sit out 2013-14 season and have two years of eligibility remaining)

1	Deandre Burnett	G	6-2	191	Fr.	Miami, Fla. Carol City HS Sustained left wrist injury, redshirt for rookie season ... 2012 Parade All-American ... Avg. 37 ppg as a senior, third in the nation.
10	Sheldon McClellan*	G	6-5	206	Jr.	Houston, Texas Texas Bellaire Played 68 games, starting 24 at Texas ... In two seasons averaged 12.4 ppg, 3.6 rpg, 0.7 apg.
13	Angel Rodriguez*	G	5-11	181	Jr.	Cupey, P.R. Kansas State Miami Krop HS NABC All-District, All-Big 12, Big 12 All-Defensive Team ... Big 12 Co-Champions ... Played 65 career games, averaging 9.8 ppg, 4.2 apg.

LARRAÑAGA BY THE NUMBERS

1 - Coach Jim Larrañaga is one of four ACC coaches with a Final Four appearance to his credit.

4 - In 2006, Coach Jim Larrañaga became the first coach at a mid-major school to take his team to the NCAA Final Four in 27 years.

7 - Larrañaga is no stranger to the ACC. In his seven seasons as an assistant coach at Virginia, the Cavaliers participated in the NCAA Final Four in 1981 and 1984, won three ACC Championships and finished in the Top 5 of the AP rankings.

14 - Larrañaga has made 14 postseason appearances in the past 23 years, including six NCAA tournaments.

30 - Larrañaga is in his 30th year as a head coach and has successfully transitioned three institutions into successful programs: Miami, Bowling Green and George Mason.

LARRAÑAGA - WHY MIAMI?

Along with returning to the best basketball conference in the country, Coach L had a few personal reasons for accepting the head coaching job at Miami. Coach's grandfather was from Cuba, where he produced the Larrañaga [lare-en-YAH-ga] cigar. Coach's father was raised in Key West before moving to The Bronx, N.Y., getting married and raising six children. Coach L was raised in The Bronx, but vacationed to Florida as a boy. He also has owned a house in Sarasota - which he bought from Dick Vitale's daughter - for eight years, and three of his siblings have retired to Florida.

MIAMI VS. WAKE FOREST (6-9)

Since the rebirth of Miami basketball in 1985: 6-8

Since joining the ACC in 2004-05: 6-7

Since the arrival of Jim Larrañaga in 2011-12: 1-1

2/5/40	L	46-17	(a)
1/28/91	L	72-66	(a)
1/29/05	L	94-82	(a)
2/15/05	L	68-63	(h)
1/31/06	W	78-69	(h)
1/6/07	L	59-58	(h)
2/17/07	L	74-69	(a)
1/29/08	L	70-68	(a)
2/4/09	W	79-52	(h)
1/9/10	W	67-66	(h)
2/2/10	L	53-62	(a)
3/11/10	W	83-62	(n)
2/9/11	W	74-73	(a)
2/18/12	W	74-56	(h)
2/23/13	L	65-80	(a)

ON THIS DATE - MARCH 8

Overall: 2-6

Since the rebirth of Miami basketball in 1985: 2-4

Since the arrival of Larrañaga in 2011-12: 1-0

PRONUNCIATIONS

Players

5	Davon Reed	Dave-on
10	Raphael Akpejori	AHK-peh-jore-ee
15	Rion Brown	Ryan
20	Manu Lecomte	Man-ew La-cont
21	Erik Swoope	Swoope
23	Tonye Jekiri	Tahn-yay Jah-kEEr-EE
25	Garrus Adams	GARY-us

Coaches

Jim Larrañaga	LARE-uh-NAY-guh
Michael Huger	HUE-gur
Chris Caputo	Ca-poo-toe

CLASS BREAKDOWN

Graduates Garrus Adams, Donnavan Kirk

Seniors Raphael Akpejori, Rion Brown
Justin Heller, Erik Swoope

Juniors James Kelly, Sheldon McClellan
Angel Rodriguez

Sophomores Tonye Jekiri

Freshmen Deandre Burnett, Mike Fernandez
Manu Lecomte, Davon Reed

GEOGRAPHIC BREAKDOWN

BELGIUM

Brussels Manu Lecomte

NIGERIA

Lagos Raphael Akpejori

PUERTO RICO

Cupey Angel Rodriguez

UNITED STATES

California Erik Swoope

Florida Deandre Burnett, Mike Fernandez
Justin Heller, Tonye Jekiri

Georgia Rion Brown

Michigan James Kelly, Donnavan Kirk

New Jersey Davon Reed

North Carolina Garrus Adams

Texas Sheldon McClellan

2013-14 ACC STANDINGS

As of March 6, 2014

Team	ACC	Overall
1. Virginia	16-1 .941	25-5 .833
2. Syracuse	13-4 .765	26-4 .867
3. North Carolina	13-4 .765	23-7 .767
4. Duke	12-5 .706	23-7 .767
5. Pitt	10-7 .588	22-8 .733
6. Clemson	10-7 .588	19-10 .655
7. Florida State	9-8 .529	18-11 .621
8. NC State	8-9 .471	18-12 .600
9. Maryland	8-9 .471	16-14 .533
10. Wake Forest	6-11 .353	16-14 .533
11. Miami	6-11 .353	15-15 .500
12. Notre Dame	6-12 .333	15-16 .484
13. Georgia Tech	5-12 .294	14-16 .467
14. Boston College	4-13 .235	8-22 .267
15. Virginia Tech	2-15 .118	9-20 .310

Miami was picked to finish 12th in the ACC in preseason polls

2013-14 QUICK HITS

- 9 newcomers (8 scholarship)
 - 6 players return (4 scholarship)
 - 0 starters return
 - Nine scholarship players are available for 2013-14 season.
 - 2 players will redshirt after transferring from Division I schools.
- One will redshirt due to injury.

• Six seniors in 2013-14, after having five seniors - who all earned their academic degree - last season.

• Miami is the only ACC team with zero returning starters. Additionally, Miami lost its six top players, who started 174 combined games. Rion Brown is the only Hurricane to start any games (6) last season, so the Canes return 6-of-180 starts, which is 3.3 percent.

• Miami returns 13.3 percent of points scored (9.3 ppg), 14.2 percent of rebounds (5.1 rpg) and 1.0 percent of assists (1.1 per game), all the lowest in the ACC.

• Coach Jim Larrañaga is one of five active ACC coaches with 400 or more wins.

• Miami's freshman class includes: Deandre Burnett - third in the nation in scoring as a senior with 37 ppg; Manu Lecomte - Belgium second division player; and Davon Reed - 2,000 point scorer who averaged 24 ppg as a senior.

• Two transfers joined the Canes this season in James Kelly, who averaged 17.9 ppg and 10.0 rpg in two JC seasons and Donnavan Kirk, who played 54 games for DePaul the past two seasons, leading the team in blocked shots.

• One year ago, Miami was selected fourth by the coaches and fifth by the media in preseason ACC polls, but finished the season as the regular season and tournament champion.

• Miami started the 2012-13 season unranked, but jumped to No. 2/2 in the nation by Feb. 18. The Canes ended the season No. 5/10.

• At that Operation Basketball, zero Hurricanes were selected for preseason All-ACC teams. At the end of the championship season, Jim Larrañaga was Coach of the Year, Shane Larkin was Player of the Year (coaches), and Durand Scott was Defensive Player of the Year while Larkin (1st & defensive), Kenny Kadji (2nd), and Scott (H.M. & defensive) were selected to ACSMA All-ACC teams. The coaches picked Scott for third team and Julian Gamble was listed on the Defensive Team with Scott and Larkin.

• Miami's top six players from the 2013 ACC Championship season combined for 5,399 career points, 2,744 rebounds, 966 assists, 480 steals, 369 blocked shots and 412 starts.

• All six of those six players have played professionally since graduating: Dallas Maverick Shane Larkin was selected No. 18 in the NBA Draft; Kenny Kadji (Cavaliers) and Trey McKinney Jones (Bucks) were with NBA teams during the preseason; Reggie Johnson was selected in the D-League Draft by the Delaware 87ers, Julian Gamble is playing in France and Durand Scott is in Spain.

• Shane Larkin was picked No. 18 overall in the 2013 NBA Draft. The ACC led all conferences with eight players selected in the Draft. Every ACC team has had at least one first round selection. With its four first-round selections, the ACC extends its streak of having at least one first-round draft pick to 25 consecutive years (1989-2013). Over the past five years (2009-13), the ACC leads all conferences with 27 first round picks.

• In 2013 Miami won the ACC regular season and tournament championships. The last team to win both titles outright was North Carolina in 2008. (Duke tied with Maryland in 2010 for regular season).

• Miami is the only school not from the state of North Carolina to win both the ACC regular season and tournament titles outright in the same season. (Georgia Tech was regular season tri-champion in 1985).

BROWN MOST IMPROVED

Senior Rion Brown is one of the most improved players in the league this season, transforming from the seventh man for the Canes a season ago, to being a leader on this year's team and drawing the most defensive attention from each opponent.

	GS/P	MIN	FG	3FG	FT	REB	A	PPG
2012-13	1/18	20.3	.388	.328	.810	1.8	0.6	6.3
2013-14	16/17	35.4	.438	.352	.721	5.5	1.6	15.9

GUARD STRONG

Miami's offensive output in ACC games comes primarily from the guard position, as four guards have combined for 38.6 points per game while five forwards total 19.9 points per outing.

Guards: Rion Brown (15.9), Garius Adams (9.6), Manu Lecomte (8.1), Davon Reed (4.9).

Forwards: Donnavan Kirk (6.1), Erik Swoope (5.8), James Kelly (4.6), Tonye Jekiri (3.9) and Raphael Akpejori (0.8).

MIXING UP THE STARTING LINEUP

Miami has had seven starting lineups this season, and every scholarship player has started at least six games. For a complete listing, check page five of the notes.

ADAMS AND SWOOPE CONTINUE TO IMPROVE

Seniors Garius Adams and Erik Swoope continue to improve their production in their final season for the Canes. Adams steadily raises his averages and Swoope has tripled his points and doubled his rebounds and minutes per game since getting his first start of the season at Florida State on Feb. 10.

	First 10 PPG	RPG	MPG	Last 7 PPG	RPG	MPG
Adams	8.9	3.5	34.7	11.2	5.2	31.3
Swoope	3.2	2.3	14.4	9.6	4.3	29.6

RECORD-WATCHING RION BROWN

Rion Brown is currently No. 9 on Miami's all-time list of 3-point shots made in a career. His 169 trail No. 8 Kevin Presto (170) and No. 7 Guillermo Diaz (174). Jack McClinton holds the record with 286 made from distance.

Brown has played 133 career games, which is the most in UM history, surpassing Durand Scott, who played in 132 games.

FORMER MAN-TO-MAN TEAM GETS IN THE ZONE

After playing man-to-man defense 95 percent of the time in his first 40 years of coaching, Jim Larrañaga's team is now playing a mixture of defenses including: 1-2-2, 2-3, 1-3-1, box-and-one, triangle-and-two, and man-to-man.

SEASONS OF CHANGE

Miami will face back-to-back seasons with roster turnover after losing six players from the 2012-13 ACC Championship season, then six more seniors (5 scholarship) after this 2013-14 campaign.

Player	10+ points	20+ points	7+ rebounds	2+ blocks	4+ assists
Adams	17	1	6	-	11
Akpejori	-	-	1	2	-
Brown	25	9	13	-	7
Jekiri	3	-	9	3	1
Kelly	9	-	4	1	-
Kirk	10	1	11	13	-
Lecomte	11	-	-	-	6
Reed	6	-	-	-	2
Swoope	5	-	1	2	1

SERIES VS. WAKE FOREST

Overall	Wake Forest leads 9-6
Games at Miami	4-2
Games at Winston-Salem	1-7
Games on neutral courts	1-0
Current streak	Wake Forest won 1
Last meeting	Feb. 23, 2013. L, 80-65
Larrañaga at UM vs. Wake Forest	1-1

DID YOU KNOW

Miami has only three players 6-foot-9 or taller, and six guys are between 6'5 and 6'7, while seven Canes are 5'11 to 6'2.

Miami men's basketball has graduated 30 of 31 players in the past nine years and in just two seasons under Larrañaga, the team has had all nine seniors earn their degree. All six seniors on the 2013 ACC Championship team earned their degree, including current senior Garius Adams.

Coach L became the first Miami coach to win 20+ games in his first two seasons at UM and only the fourth of 12 UM coaches to post two 20-win seasons.

Former Cane Rick Barry was named one of the Greatest Players in NBA History.

Miami native and former Cane James Jones won the 2010-2011 NBA All-Star Weekend 3-Point Contest and the NBA Championship in the 2011-2012 season.

Six-time NBA All Star Amar'e Stoudemire enrolled at UM last year and is taking classes to earn his bachelor's degree.

UM is in its 10th season in the ACC.

Coach L led the George Mason Patriots to the Final Four with big wins over some of basketball's elite teams such as Michigan State, UNC, and UConn. He was the first coach to take a mid-major to a Final Four in 27 years when his team advanced in 2006.

In 14 years at George Mason, Larrañaga led the Patriots to five NCAA Tournament appearances (2011, 2008, 2006, 2001, 1999), including the 2006 Final Four.

Miami basketball received APR (academic progress rate) Public Recognition Awards for being among the top 10 percent in APR in their sport. Miami ranks in the top 10 percent NCAA men's basketball with a 990 APR.

The University of Miami Department of Athletics recorded a Graduation Success Rate (GSR) of 92 percent. Miami's department-wide GSR is tied for third among ACC schools and 10th overall among FBS programs. UM has exceeded the NCAA average GSR in each of the last nine years.

According to latest US News & World Report rankings, the University of Miami is the top academic institution in the state of Florida and ranks 49th nationally.

The Hurricanes have made at least one trey in 864 of 870 games since the NCAA adopted the 3-point shot in 1986.

Miami has held 723 of its last 724 opponents to less than 100 points. UNC was the last team to score 100+, defeating UM 105-64 on Jan. 31, 2007.

The Canes have averaged 20+ wins in each of the last eight seasons.

UM has played in the postseason 14 of the past 19 years, six of which were in the NCAA Tournament. The Hurricanes have advanced to the postseason seven times in nine seasons, with five NIT appearances and two NCAA appearances.

UM COMMUNICATIONS

Assoc. AD for Communications Chris Freet
c.freet@miami.edu
MBB Contact Amy Woodruff
Associate Director of Communications
Work/Cell (305) 284-3241 / (813) 410-1194
Email a.woodruff@miami.edu
Website www.HurricaneSports.com

2013-14 UM QUICK FACTS

Location Coral Gables, Fla.
Stadium BankUnited Center
Press Row 305-284-2111
Capacity 7,900
Enrollment 15,524
Founded 1925
Colors Orange, Green, White
Nickname Hurricanes
Mascot Sebastian the Ibis
Conference Atlantic Coast
President Dr. Donna E. Shalala
Director of Athletics Blake James
Address 5821 San Amaro Drive
Coral Gables, Fla. 33146

2012-13 Overall Record 29-7
Home/Away/Neutral 14-1/10-3/5-3
2012-13 ACC Record 15-3
2012-13 ACC Finish 1
Returning / Lost 7/6
Newcomers 9

Head Coach Jim Larrañaga
Alma Mater Providence, 1971
Record at UM 64-35 / 3rd season
Overall Record 534-369 / 30th season

STAFF
Eric Konkol Wisconsin-Eau Claire, '00
Michael Huger Bowling Green, '94
Chris Caputo Westfield (Mass.) State, '02
Director of Operations Adam Fisher
Assoc. Director of Operations Jaime Vathielil
Athletic Trainer Wes Brown
Strength & Conditioning Coach Steve Felde

HISTORY
First Season of Basketball 1926
Overall All-Time Record 936-704
Year UM Joined ACC 2004-05
NCAA Appearances Seven
1960, 1998, 1999, 2000, 2002, 2008, 2013
Last NCAA Appearance L, 71-61
Sweet 16 vs. Marquette, 2013
NIT Appearances 10
1961, 1963, 1964, 1995, 1997,
2001, 2005, 2006, 2009, 2011
Last NIT Appearance L, 79-64
Quarterfinals vs. Alabama, 2011

COMMUNICATIONS POLICIES

All interview requests for assistant coaches or athletics department staff members must also be approved and cleared by the UM Communications office and/or basketball contact Amy Woodruff. Credential requests are taken via e-mail to Amy Woodruff (A.Woodruff@miami.edu). Any misuse of credentials will result in removal from the BankUnited Center and the permanent voiding of the credential. The UM locker room is closed at all times. For home games, Coach Larrañaga and a handful of Hurricane players will report to the media room for interviews following the opposing team's postgame press conference.

LED (TIED) THE TEAM IN...

	Points	Rebounds	Assists	Steals	Blocks
Adams	5	5 (2)	8 (8)	4 (13)	
Akpejiori		1		(1)	1 (5)
Brown	12 (1)	5 (3)	6 (8)	2 (7)	(1)
Jekiri		5 (2)	(1)	2 (7)	3 (5)
Kelly	3			(3)	1 (3)
Kirk	5 (1)	8 (2)		1 (1)	13 (3)
Lecomte	1		4 (4)	1 (6)	
Reed	2		1 (2)	2 (2)	(2)
Swoope	1	1 (1)	1	1 (3)	2 (2)

THREE MINUTES OR LESS

In 10 of Miami's losses, the Canes have been within three points of their opponent with three minutes or less remaining in regulation, and in two other losses the Canes were within four with three minutes left.

Opponent	3:00	2:00	1:00	Outcome
St. Francis	Lead + 1	Trail - 2	Trail - 1	L, 66-62 OT
UCF	- 2	- 6	- 4	L, 63-58
GWU	Tied	+ 1	+ 2	L, 71-63 OT
Va. Tech	+ 4	+ 4	+ 3	L, 61-60 OT
at Syracuse	- 3	- 3	- 3	L, 49-44
Florida State	- 3	- 6	- 9	L, 63-53
vs. Syracuse	- 3 (2:48)	- 6	- 6	L, 64-52
Maryland	- 6	- 8	- 3 (0:39)	L, 74-71
Pittsburgh	- 1	- 2	- 2	L, 59-55 OT
NC State	- 4	- 2	- 1	L, 56-55

* vs. VT on Feb. 15, Miami was down by four with 0:35 to play

* at Clemson, Miami was down by four with 0:51 to play

OFFENSIVE UPS AND DOWNS

After scoring 40 points and shooting 26.1 percent at Virginia on Feb. 26, Miami notched 85 points, hitting 58.7 percent, at NC State in the next game.

Miami has scored 40-49 points four times in ACC play, 50-59 six times, 60-69 a trio of times and 70+ in four games. The Canes have shot as high as 58.7 percent (at NC State), but also as low as 25.9 percent (at Virginia Tech).

LECOMTE COMPARED TO LARKIN

Freshman Manu Lecomte's conference stats are comparable to Shane Larkin's during his rookie year at the U.

	GP-S	MPG	PPG	FG%	3FG%	FT%	A	S
Lecomte	17-8	28.6	8.1	42.2	37.8	76.2	38	8
Larkin	16-11	24.4	5.3	27.7	25.0	81.8	41	23

MIAMI TEAM STATS - ACC GAMES ONLY

Miami averages 70.2 points per game, hitting 48.3 percent of its field goals and 41.4 percent from three in ACC wins and only 52.3 ppg at a 36.6 clip and 28.6 percent from distance in ACC losses.

The Canes also average more points per game (59.4-57.6) and shoot better overall field goal percentages (42.8-38.3) on the road.

	All ACC	Home	Away	Wins	Losses
PPG	58.6	57.6	59.4	70.2	52.3
FG%	40.6	38.3	42.8	48.3	36.6
3FG%	32.4	36.0	29.2	41.4	28.6
FT%	64.7	64.3	64.9	72.9	58.1
RPG	33.1	35.4	31.0	33.5	32.8
APG	9.2	9.6	8.9	11.0	8.3
TOPG	9.4	9.0	9.7	9.5	9.3
SPG	4.2	4.4	4.1	4.7	4.0
BPG	3.1	2.6	3.6	3.7	2.8

COACHING COORDINATORS FOR MIAMI

Miami's coaching staff is set up in a coordinator system, with Eric Konkol as the offensive coordinator, Michael Huger manning the defense and Chris Caputo handling the scout for every opponent.

FIRSTS UNDER JIM LARRAÑAGA

First game: Nov. 11, 2011 vs. Tennessee Tech. W, 69-58.
First starting lineup: Malcolm Grant, Durand Scott, Garius Adams, Erik Swoope, Kenny Kadji.
First opening tip: Miami - Kenny Kadji.
First UM FG: 18:38, Durand Scott, 3-pointer.
First lead: 18:38, 3-0.
First halftime score: Tennessee Tech 32, Miami 27.
First win: Nov. 11, 2011. Miami 69, Tennessee Tech 58.
Attendance at first game: 3,600.
First loss: Nov. 25, 2011 at Ole Miss, 64-61 (OT).
First road win: Dec. 22, 2011 at Charlotte, 76-61.
First ACC game: Jan. 7, 2012 at Virginia, L, 52-51.
First ACC win: Jan. 18, 2012 vs. Clemson, 76-73.
First ACC regular season title: 2012-13

JIM LARRAÑAGA = PROGRAM CHANGER

In Coach L's Two Seasons at Miami ...

- ACC Regular Season and Tournament Championships
- .710 winning percentage
- Two 20-win seasons
- Two postseason appearances with three victories
- 15 ACC wins in 2013
- One All-American

Seven Seasons before Coach L at UM ...

- .561 winning percentage
- Best conference finish was fifth place
- One NCAA Tournament appearance
- Most ACC wins was eight

In Coach L's 14 Seasons at George Mason ...

- .626 winning percentage
- 13 straight winning seasons
- A Final Four appearance
- 5 trips to the NCAA tournament
- 9 postseason appearances
- First national ranking
- First appearance in Top 10
- First wins over Top 10 teams
- Winningest coach in league history

Seven Seasons before Coach L at GMU...

- .340 winning percentage
- 7 straight losing seasons
- 0 postseason appearances
- Worst team in the CAA

UM'S RECORD SINCE JOINING THE ACC IN 2004-05

Season	Overall	ACC W-L	ACC Rank/Seed	ACC Tourney Record
2004-05	16-13	7-9	t6 / 6	0-1
2005-06	18-16	7-9	t7 / 8	1-1
2006-07	12-20	4-12	12 / 12	1-1
2007-08	23-11	8-8	t5 / 5	1-1
2008-09	19-13	7-9	t7 / 9	0-1
2009-10	20-13	4-12	12 / 12	2-1
2010-11	21-15	6-10	9 / 9	1-1
2011-12	20-13	9-7	t4 / 6	1-1
2012-13	29-7	15-3	1 / 1	3-0
2013-14	15-14	6-10	TBA	TBA

STIFLING D BY THE HURRICANES

In 11 conference games, Miami has held opponents considerably below their offensive season scoring averages. Those 11 teams entered the game with the Canes averaging a combined 73.6 ppg, but have been held to an average of 56.1 ppg.

Team	PPG	vs. UM	Difference
Syracuse	76.2	49	27.2
North Carolina	79.1	57	22.1
Florida State	74.3	63	11.3
Georgia Tech	70.7	42	28.7
Duke	82.6	67	15.6
Syracuse	72.0	64	8
Pittsburgh	74.4	59	15.4
NC State	71.9	56	15.9
Virginia Tech	66.3	54	12.3
Notre Dame	73.6	64	9.6
Boston College	69.5	42	27.5

STATS BREAKDOWNS

In Miami's 15 wins:

- Six players average 6.9 ppg or better.
- Miami scores 69.2 ppg, shooting 47.6% FG.
- The Canes average 34.9 rpg, 12.5 apg and 5.5 spg.
- Rion Brown shoots 46.2% FG and grabs 6.9 rpg.
- Donnavan Kirk averages 9.7 ppg and Manu Lecomte 9.7 ppg.

In Miami's 15 losses:

- Two players average 6.1 ppg or more.
- Miami scores 53.8 ppg, shooting 36.0% FG.
- The Canes average 34.1 rpg, 8.3 apg and 4.5 spg.
- Rion Brown shoots 40.1% FG and grabs 5.1 rpg.
- Donnavan Kirk averages 5.8 ppg and Manu Lecomte 6.0 ppg.

In ACC home games:

- Miami shoots 38.3% FG and 36.0% 3FG.
- UM makes 10.4 FT per game.
- The Canes hold opponents to 38.8% 3FG.

In ACC road games:

- Miami shoots 42.8% FG and 29.2% 3FG.
- UM makes 14.0 FT per game.
- The Canes hold opponents to 34.2% 3FG.

COACH L VS. THE ACC

vs. Boston College 6-0	vs. NC State 3-3
vs. Clemson 3-1	vs. Notre Dame 1-0
vs. Duke 2-2	vs. Pittsburgh 0-1
vs. Florida State 4-3	vs. Syracuse 0-2
vs. Georgia Tech 4-1	vs. Virginia 1-2
vs. Maryland 2-2	vs. Virginia Tech 3-2
vs. North Carolina 4-2	vs. Wake Forest 1-1

MIAMI'S TOP NINE, A YEAR AGO

A season ago, only four of Miami's top nine guys were available to play, while another was out with injury. Four of Miami's current top nine players were scattered across the world. Garrus Adams - Sitting out while rehabbing a knee injury. Raphael Akpejori - 0.6 ppg, 4.5 mpg. Rion Brown - Miami's seventh man, averaged 6.3 ppg in 20.3 mpg in ACC. Tonye Jekiri - At UM, averaging 1.7 ppg in 6.9 ACC minutes. James Kelly - Owens Community College. Donnavan Kirk - At DePaul, in the BIG EAST Conference. Manu Lecomte - An amateur in a professional league in Belgium. Davon Reed - Princeton Day School (N.J.) Erik Swoope - 1.6 ppg in 6.0 mpg.

CANES PLAYING OUT OF POSITION

With only one true point guard in freshman Manu Lecomte, the Canes have taken on new roles throughout the season. Garrus Adams is best suited as a three guard, but is manning the point. Rion Brown, also a three, is playing the two-guard position and Erik Swoope is an undersized four man playing the three. In the paint, Raphael Akpejori and Donnavan Kirk are both fours, but split time at the four and the five. Coming off the bench, Davon Reed, a three, handles the point, as well as the two and three spots.

CANES TO TAKE SUMMER TOUR IN SPAIN

Miami will embark on a nine-night, 10-day summer basketball tour of Spain from August 12-22. Beginning the trip in Madrid, Miami will engage in an educational excursion that will also include four games, sightseeing and community service opportunities. The team's four games will be played against professional club teams in Madrid, Valencia and Barcelona.

Before the Canes go on their voyage overseas, the team will have 10 days of practice leading up to the trip, which will include the entire 2014-15 squad, including incoming freshmen and transfers.

CARDIAC CANES

Miami is tied with Boston College and Notre Dame as the ACC schools having played 12 games decided by five points-or-less or in overtime. Miami has played five overtime games and seven others that were decided in the final minutes. Miami is 1-4 in overtime this season and 3-4 in close games that ended in regulation.

MIAMI IN NATIONAL STATS

As of March 2, Miami is ranked No. 11 in the country in scoring defense, holding opponents to 59.7 ppg. The Canes are also ranked No. 33 in FG% defense, at 40.1 percent. UM is No. 13 in fouls per game, and No. 22 in fewest turnovers.

STARTERS BY GAME

SFB	Lecomte	Adams	Brown	Kirk	Jekiri
GSU	Lecomte	Adams	Brown	Kirk	Jekiri
TSU	Lecomte	Adams	Brown	Kirk	Jekiri
CofC	Lecomte	Adams	Brown	Kirk	Kelly
UCF	Lecomte	Adams	Brown	Kirk	Kelly
GWU	Lecomte	Adams	Brown	Kirk	Jekiri
CSF	Reed	Adams	Brown	Kirk	Kelly
ASU	Reed	Adams	Brown	Kirk	Kelly
NEB	Reed	Adams	Brown	Kirk	Kelly
VT	Reed	Adams	Brown	Kirk	Kelly
SSU	Reed	Adams	Brown	Kirk	Kelly
LaSalle	Reed	Adams	Brown	Kirk	Kelly
Loyola	Reed	Adams	Brown	Kirk	Kelly
Syracuse	Reed	Adams	Brown	Kirk	Kelly
UNC	Reed	Adams	Brown	Kirk	Kelly
FSU	Lecomte	Adams	Brown	Kirk	Jekiri
GT	Lecomte	Adams	Brown	Kirk	Jekiri
Duke	Lecomte	Adams	Brown	Kirk	Jekiri
Syracuse	Lecomte	Adams	Brown	Kirk	Jekiri
Maryland	Lecomte	Adams	Brown	Kirk	Jekiri
Norfolk	Lecomte	Adams	Brown	Kirk	Jekiri
Pittsburgh	Lecomte	Adams	Reed	Kirk	Jekiri
NC State	Lecomte	Adams	Brown	Kirk	Jekiri
FSU	Swoope	Adams	Brown	Kirk	Akpejori
VT	Swoope	Adams	Brown	Kirk	Akpejori
ND	Swoope	Adams	Brown	Kirk	Akpejori
BC	Swoope	Adams	Brown	Kirk	Akpejori
Virginia	Swoope	Adams	Brown	Kirk	Akpejori
NC State	Swoope	Adams	Brown	Jekiri	Akpejori
Clemson	Lecomte	Adams	Brown	Swoope	Jekiri

RECORD BY STARTING LINEUP

Lecomte, Adams, Brown, Kirk, Jekiri	4-7
Lecomte, Adams, Brown, Kirk, Kelly	1-1
Reed, Adams, Brown, Kirk, Kelly	6-3
Lecomte, Adams, Reed, Kirk, Jekiri	0-1
Adams, Brown, Swoope, Kirk, Akpejori	3-2
Adams, Brown, Swoope, Akpejori, Jekiri	1-0
Lecomte, Adams, Brown, Swoope, Jekiri	0-1

2013-14 SIGNING CLASS

A consensus Top 60 player, **Ja'Quan Newton** of Neumann-Goretti High in Philadelphia, is a 6-2, 180-pound guard listed as the No. 55 player in ESPN's Top 100 list. **James Palmer**, a senior at St. John's College High, is a 6-foot-4, 180-pound guard from Washington, D.C., who helped his squad to a 20-win season by averaging 12 points, five rebounds and two assists as a junior. **Omar Sherman**, out of Duncanville, Texas, is a 6-foot-8, 220-pound forward who is a four-star prospect, according to ESPN and Scout.com. **Ivan Cruz Uceda** is a 6-foot-10, 240-pound forward originally from Madrid, Spain, ranked No. 55 overall by ESPN. Cruz Uceda will be available to play a pair of seasons for Miami following his two years at Harcum College in Pennsylvania.

The four newcomers will join an already talented 2014-15 class, which includes redshirt-freshman Deandre Burnett, who is out this season with an injury, and transfers Sheldon McClellan and Angel Rodriguez, who are currently sitting out due to NCAA transfer rules.

PRO CANES

James Jones	Miami Heat
Shane Larkin	Dallas Mavericks
John Salmons	Toronto Raptors

Will Frisby	Fort Wayne Mad Ants (D-League)
Robert Hite	Canton Charge (D-League)
Lance Hurdle	Springfield Armor (D-League)
Reggie Johnson	Delaware 87ers (D-League)
DeQuan Jones	Reno Bighorns (D-League)
Trey McKinney Jones	FortWayne Mad Ants (D-League)
Kenny Kadji	Rio Grande Valley Vipers (D-League)

Brian Asbury	Hapoel Holon (Israel)
Julian Gamble	St Vallier Basket Drome (France)
Malcolm Grant	LF Basket Norrbotten (Sweden)
Leroy Hurd	Al Ahli (Dubai)
Anthony King	Artland Dragons (Germany)
Darius Rice	Hitachi Sunrockers (Japan)
Durand Scott	Obradoiro (Spain)
Adrian Thomas	Shimane Susanoo Magic (Japan)

MIAMI'S LARGEST IN 2013-14

Lead	33, vs. Loyola, 12/30
Deficit	27, at Virginia, 2/26
Margin of Victory	27, vs. Boston College, 2/22
Margin of Defeat	25, at Virginia, 2/26
Halftime Lead	23, vs. Loyola, 12/30
Halftime Deficit	12, vs. Duke, 1/22
Deficit in Win	12, vs. Texas Southern, 11/14
Halftime Deficit in Win	6, vs. Arizona State, 12/1
Lead in Loss	13, vs. Virginia Tech, 12/8
Halftime Lead in Loss	8, vs. Virginia Tech, 12/8

LARRAÑAGA ADDED TO UM FACULTY

Coach Jim Larrañaga has been appointed as Adjunct Assistant Professor of Kinesiology and Sport Sciences at the University of Miami. Due to his head coaching responsibilities, Larrañaga will be a guest lecturer at several different classes in the School of Education and Human Development throughout the semester.

LARRAÑAGA DELIVERS UM COMMENCEMENT SPEECH

Coach L delivered an inspirational 10-minute Commencement speech in May to the College of Arts and Sciences and the Rosenstiel School of Marine and Atmospheric Science graduates.

LARRAÑAGA CONTRACT EXTENDED THROUGH 2022

The University of Miami extended Coach Jim Larrañaga's contract through May 31, 2022, Director of Athletics Blake James announced in September. Larrañaga first signed a five-year contract in April 2011, then was granted a three-year extension in 2012. Larrañaga signed the nine-year contract following the Canes' historical run in 2013, which culminated with the Bronx, N.Y., native earning AP, Naismith and USBWA Henry Iba National Coach of the Year honors. He was also the ACC Coach of the Year as well as NABC, Basketball Times and USBWA District Coach of the Year.

CURRENT CANES VS. WAKE FOREST

Garrus Adams		Total					3-Point			F-Throw			Rebounds												
Year	GP	GS	Min	Avg	FG	FGA	Pct	FG	FGA	Pct	FT	FTA	Pct	Off	Def	Tot	Avg	PF	FO	Ast	TO	Blk	Stl	Pts	Avg
01/09/10	1		11		0	1	.000	0	1	.000	0	0	.000	0	1	1	1.0	0	0	0	1	0	0	0	
02/02/10	1		25		4	8	.500	3	5	.600	2	2	1.000	1	2	3	2.0	1	0	0	0	0	1	13	
03/11/10	1		7		0	1	.000	0	0	.000	0	0	.000	0	0	0	1.3	0	0	0	0	0	0	0	
2010-11	1	1	37		2	9	.222	1	4	.250	3	4	.750	1	3	4	4.0	1	0	1	2	0	2	8	
2011-12	1		16		2	5	.400	2	4	.500	0	0	.000	0	2	2	2.0	0	0	1	0	0	0	6	
TOTAL	5	1	96	19.2	8	24	.333	6	14	.429	5	6	.833	2	8	10	2.0	2	0	2	3	0	3	27	5.4

Raphael Akpejori	Min	Avg	FG	FGA	Pct	FG	FGA	Pct	FT	FTA	Pct	Off	Def	Tot	Avg	PF	FO	Ast	TO	Blk	Stl	Pts	Avg
2011-12	1	0	0	0	.000	0	0	.000	0	0	.000	0	0	0	0.0	0	0	0	0	0	0	0	0.0

Rion Brown	Min	Avg	FG	FGA	Pct	3FG	3FGA	3Pct	FT	FTA	Pct	Off	Def	Tot	Avg	PF	FO	Ast	TO	Blk	Stl	Pts	Avg
2010-11	1	19	0	3	.000	0	2	.000	0	0	.000	0	2	2	2.0	2	0	2	3	0	0	0	
2011-12	1	26	5	9	.556	1	4	.250	0	0	.000	2	4	6	6.0	2	0	3	0	0	1	11	
2012-13	1	25	1	10	.100	0	5	.000	0	0	.000	0	6	6	6.0	4	0	0	2	0	0	2	
TOTAL	3	0	70	23.3	6	22	.273	1	11	.091	0	2	12	14	4.7	8	0	5	5	0	1	13	4.3

Tonye Jekiri	Min	Avg	FG	FGA	Pct	3FG	3FGA	3Pct	FT	FTA	Pct	Off	Def	Tot	Avg	PF	FO	Ast	TO	Blk	Stl	Pts	Avg
2012-13	1	7	1	1	1.000	0	0	.000	0	0	.000	2	1	3	3.0	2	0	0	0	0	0	2	2.0

Erik Swoope	Min	Avg	FG	FGA	Pct	3FG	3FGA	3Pct	FT	FTA	Pct	Off	Def	Tot	Avg	PF	FO	Ast	TO	Blk	Stl	Pts	Avg
2010-11	1	3	0	0	.000	0	0	.000	0	0	.000	1	0	1	1.0	0	0	0	0	0	0	0	
2011-12	1	1	0	0	.000	0	0	.000	0	0	.000	0	0	0	0.0	1	0	0	1	0	0	0	
2012-13	1	11	2	2	1.000	0	0	.000	0	1	.000	2	0	2	2.0	4	0	0	0	0	0	4	
TOTAL	3	0	15	5.0	2	2	1.000	0	0	.000	0	3	0	3	1.0	5	0	0	1	0	0	4	1.3

NON-CONFERENCE GAMES (9-4)

#	Player	gp-gs	min	avg	Total			3-Point		F-Throw		Rebounds				pf	dq	a	to	blk	stl	pts	avg
					fg-fga	fg%	3fg-fga	3fg%	ft-fa	ft%	off	def	tot	avg									
15	Rion Brown	13-13	451	34.7	63-150	.420	20-68	.294	40-50	.800	24	63	87	6.7	22	0	40	24	1	15	186	14.3	
25	Garrius Adams	13-13	436	33.5	41-115	.357	11-47	.234	44-56	.786	11	58	69	5.3	25	1	34	29	2	22	137	10.5	
22	Donnavan Kirk	13-13	398	30.6	52-110	.473	3-14	.214	22-35	.629	40	51	91	7.0	28	0	3	18	29	7	129	9.9	
35	James Kelly	12-8	292	24.3	45-79	.570	9-19	.474	9-15	.600	15	47	62	5.2	23	0	10	10	9	7	108	9.0	
05	Davon Reed	13-6	353	27.2	35-98	.357	21-55	.382	17-28	.607	6	21	27	2.1	24	0	30	23	2	10	108	8.3	
20	Manu Lecomte	13-7	350	26.9	32-75	.427	11-24	.458	22-27	.815	8	21	29	2.2	27	0	30	16	1	10	97	7.5	
23	Tonye Jekiri	13-5	234	18.0	25-52	.481	0-0	.000	5-8	.625	14	35	49	3.8	32	2	7	13	9	6	55	4.2	
21	Erik Swoope	11-0	121	11.0	8-19	.421	1-3	.333	8-13	.615	4	14	18	1.6	11	0	1	3	5	2	25	2.3	
04	Raphael Akpejori	6-0	32	5.3	1-2	.500	0-0	.000	2-2	1.000	0	5	5	0.8	9	0	0	1	2	0	4	0.7	
12	Justin Heller	2-0	3	1.5	0-0	.000	0-0	.000	0-0	.000	0	1	1	0.5	0	0	0	1	0	0	0	0.0	
03	Steve Sorenson	2-0	2	1.0	0-0	.000	0-0	.000	0-0	.000	0	0	0	0.0	0	0	0	0	0	0	0	0.0	
11	Mike Fernandez	2-0	3	1.5	0-0	.000	0-0	.000	0-0	.000	0	0	0	0.0	0	0	0	3	0	0	0	0.0	
Team											22	13	35										
Total.....		13	2675		302-700	.431	76-230	.330	169-234	.722	144	329	473	36.4	201	3	155	141	60	79	849	65.3	
Opponents.....		13	2675		280-698	.401	86-250	.344	126-199	.633	131	288	419	32.2	218	1	142	146	30	72	772	59.4	

LAST FIVE GAMES (3-2)

#	Player	gp-gs	min	avg	Total			3-Point		F-Throw		Rebounds				pf	dq	a	to	blk	stl	pts	avg
					fg-fga	fg%	3fg-fga	3fg%	ft-fa	ft%	off	def	tot	avg									
15	Rion Brown	5-5	183	36.6	35-69	.507	9-27	.333	17-26	.654	4	22	26	5.2	11	0	13	6	1	2	96	19.2	
21	Erik Swoope	5-5	164	32.8	22-35	.629	0-0	.000	19-23	.826	8	17	25	5.0	12	0	6	4	2	4	63	12.6	
25	Garrius Adams	5-5	148	29.6	16-38	.421	4-11	.364	14-23	.609	3	21	24	4.8	6	0	15	7	0	7	50	10.0	
20	Manu Lecomte	5-1	147	29.4	15-29	.517	6-11	.545	5-6	.833	5	8	13	2.6	9	0	7	9	0	3	41	8.2	
23	Tonye Jekiri	5-2	112	22.4	10-21	.476	0-0	.000	7-11	.636	16	18	34	6.8	15	1	3	3	3	7	27	5.4	
05	Davon Reed	5-0	76	15.2	7-26	.269	4-13	.308	4-6	.667	0	5	5	1.0	9	0	0	3	0	2	22	4.4	
22	Donnavan Kirk	5-3	76	15.2	6-17	.353	0-1	.000	1-2	.500	5	3	8	1.6	6	0	0	4	1	0	13	2.6	
35	James Kelly	1-0	9	9.0	1-4	.250	0-1	.000	0-0	.000	1	1	2	2.0	1	0	1	0	0	0	2	2.0	
12	Justin Heller	2-0	2	1.0	1-2	.500	0-1	.000	0-0	.000	0	0	0	0.0	0	0	0	0	0	0	2	1.0	
04	Raphael Akpejori	5-4	82	16.4	0-4	.000	0-0	.000	3-4	.750	2	10	12	2.4	9	0	2	2	2	0	3	0.6	
11	Mike Fernandez	1-0	1	1.0	0-0	.000	0-0	.000	0-0	.000	0	0	0	0.0	0	0	0	0	0	0	0	0.0	
Team											6	3	9										
Total.....		5	1000		113-245	.461	23-65	.354	70-101	.693	50	108	158	31.6	78	1	47	39	9	25	319	63.8	
Opponents.....		5	1000		103-243	.424	36-94	.383	57-82	.695	46	101	147	29.4	78	1	60	44	18	16	299	59.8	

LAST 10 GAMES (5-5)

#	Player	gp-gs	min	avg	Total			3-Point		F-Throw		Rebounds				pf	dq	a	to	blk	stl	pts	avg
					fg-fga	fg%	3fg-fga	3fg%	ft-fa	ft%	off	def	tot	avg									
15	Rion Brown	10-9	370	37.0	59-137	.431	24-76	.316	36-51	.706	13	44	57	5.7	19	0	21	17	2	6	178	17.8	
25	Garrius Adams	10-10	323	32.3	33-88	.375	7-26	.269	34-51	.667	9	45	54	5.4	19	0	30	17	1	12	107	10.7	
21	Erik Swoope	10-7	286	28.6	30-50	.600	0-1	.000	23-34	.676	17	25	42	4.2	23	0	10	4	8	6	83	8.3	
20	Manu Lecomte	10-4	272	27.2	26-60	.433	10-24	.417	19-24	.792	13	12	25	2.5	21	0	17	16	0	5	81	8.1	
23	Tonye Jekiri	10-5	210	21.0	18-35	.514	0-0	.000	13-22	.591	23	30	53	5.3	26	1	4	6	6	10	49	4.9	
05	Davon Reed	10-1	157	15.7	14-55	.255	8-28	.286	9-14	.643	3	14	17	1.7	20	0	5	9	1	3	45	4.5	
22	Donnavan Kirk	10-8	203	20.3	14-45	.311	2-10	.200	11-16	.688	11	16	27	2.7	13	0	1	7	6	2	41	4.1	
35	James Kelly	5-0	40	8.0	6-16	.375	4-8	.500	0-0	.000	3	7	10	2.0	4	0	2	1	0	1	16	3.2	
04	Raphael Akpejori	9-6	161	17.9	3-9	.333	0-0	.000	7-13	.538	10	16	26	2.9	21	1	2	4	7	0	13	1.4	
12	Justin Heller	2-0	2	1.0	1-2	.500	0-1	.000	0-0	.000	0	0	0	0.0	0	0	0	0	0	0	2	1.0	
11	Mike Fernandez	1-0	1	1.0	0-0	.000	0-0	.000	0-0	.000	0	0	0	0.0	0	0	0	0	0	0	0	0.0	
Team											19	14	33										
Total.....		10	2025		204-497	.410	55-174	.316	152-225	.676	121	223	344	34.4	166	2	92	85	31	45	615	61.5	
Opponents.....		10	2025		201-500	.402	64-181	.354	122-174	.701	104	213	317	31.7	170	2	108	92	29	37	588	58.8	

MIAMI'S RECORD WHEN...

RECORD	ALL		COACH L	
	ACC	AT UM	ACC	ACC
All games	15-15	6-11	64-35	30-21
Home	7-8	2-6	35-13	16-9
Away	7-6	4-5	22-17	14-12
Neutral	1-1		7-5	n/a
November	4-3		12-6	n/a
December	4-2	0-1	12-6	0-1
January	2-5	2-5	14-8	12-8
February	4-4	3-4	16-9	15-9
March	1-1	1-1	10-6	3-3
<hr/>				
Vs. Top 10 opponents	0-2	0-2	2-6	2-5
Vs. Top 25 opponents (includes Top 10)	0-5	0-5	5-14	4-10
Vs. RV opponents	2-1	1-0	7-2	2-0
Vs. teams over .500 on game day	7-12	4-9	39-30	19-18
Vs. teams under .500 on game day	3-2	1-2	16-4	8-3
Vs. teams at .500 on game day	3-1	1-0	8-1	3-0
While UM is in the top 25			16-4	12-3
While UM is RV (only)			7-3	2-1
<hr/>				
Leading at halftime	14-2	6-2	52-9	24-6
Trailing at halftime	1-12	0-8	10-25	4-14
Tied at halftime	0-1	0-1	4-1	2-1
Single overtime	1-4	0-2	2-6	1-2
Double overtime			2-0	1-0
In overtime games	1-4	0-2	4-6	2-2
Leading with 2:00 left in regulation	13-2	6-1	58-4	28-1
Trailing with 2:00 left in regulation	1-13	0-10	5-29	2-19
Tied with 2:00 left in regulation	1-0		1-1	0-1
<hr/>				
UM shoots 50% or better from field	5-2	1-2	19-2	7-2
UM shoots 40-49% from field	9-1	5-1	39-8	21-6
UM shoots under 40% from field	1-12	0-8	6-25	2-13
Opp. shoots 50% or better from field	1-1	1-1	3-9	2-5
Opp. shoots 40-49% from field	5-7	2-5	26-15	12-9
Opp. shoots under 40% from field	9-7	3-5	35-11	16-7
UM shoots 70% or better from the line	6-5	3-2	32-15	13-10
UM shoots less than 70% from the line	9-10	3-9	32-20	17-10
UM has more 3-point FGs	5-6	1-5	26-13	16-11
UM has fewer 3-point FGs	8-8	3-6	25-14	11-9
3-point FGs are even	2-1	2-0	4-1	3-1
Four or more Canes in double figures	8-0	3-0	33-6	14-5
Three Canes score in double figures	5-6	3-3	23-16	12-6
Two or less Canes score in double figures	2-9	0-8	8-13	4-10
<hr/>				
UM outrebounds opponent	12-6	4-5	42-14	18-10
Opp. outrebounds UM	3-9	2-6	20-21	11-11
Tied in rebounds			2-0	1-0
UM records 10 or more steals	1-0		9-3	3-1
UM records 15 or more assists	4-0	1-0	17-0	9-0
UM commits less than 15 turnovers	14-14	6-10	56-29	27-17
UM commits 15 or more turnovers	1-1	0-1	8-6	3-4
UM commits less turnovers than opp.	8-6	3-4	38-14	16-6
UM commits more turnovers than opp.	7-7	3-5	22-14	12-10
Tied in turnovers	0-2	0-2	4-7	2-5
<hr/>				
UM scores 59 points or less	2-11	1-9	6-18	4-12
UM scores between 60-69 points	5-3	2-1	17-11	8-4
UM scores between 70-79 points	5-1	2-1	29-6	14-5
UM scores between 80-89 points	3-0	1-0	8-0	2-0
UM scores between 90-99 points			4-0	2-0
UM scores 100 or more points			0-0	0-0
Playing during the afternoon	7-5	3-4	23-10	11-7
Playing in the evening (5 p.m. or later)	8-10	3-7	40-24	19-14
Games decided by three points or less	2-3	0-3	7-8	4-6
Games decided by four to 10 points	4-8	3-5	19-14	10-10
Games decided by 11-20 points	7-2	2-1	26-11	9-3
Games decided by more than 20 points	2-2	1-2	12-2	7-2

UM SINCE THE ARRIVAL OF JIM LARRAÑAGA IN 2011

- 2013 ACC Regular Season Champions
- 2013 ACC Tournament Champions
- Ranked No. 2/2 - Miami's program high - Feb. 18, 2013
- No. 1 seed at 2013 ACC Tournament
- No. 2 seed in 2013 NCAA Tournament
- Won school record 29 games in 2013
- Won 15 ACC games in 2013
- 14-game win streak (tied 1946-47 & 2001-02) from Jan. 2 - Feb. 19, 2013
- 13-0 start in 2013 conference play, topping school-best nine ACC victories, which was set in 2011-12
- Sophomore Shane Larkin selected No. 18 in the 2013 NBA Draft by Atlanta Hawks, then traded to Dallas Mavericks
- All six seniors earned academic degree from UM: Garrius Adams, Julian Gamble, Reggie Johnson, Kenny Kadji, Trey McKinney Jones, Durand Scott
- Defeated No. 1 Duke, 90-63, on Jan. 23, 2013 in Coral Gables
- Defeated Duke twice within 12 months, at both Cameron Indoor Stadium and the BankUnited Center
- First team to beat Duke and UNC by 20+ points in the same season since Maryland in '74-'75 season
- First team to beat Duke and UNC by 25+ points since the start of ACC play in 1953
- Defeated three teams in The Triangle in the same season: UNC, Duke & NC State
- In 2012-13 defeated three teams in the Top 20 for the first time since joining the ACC - the last time was in 1999-00
- Students camped out for the game vs. Duke more than four hours before tipoff, then did it again for the game vs. Florida State
- Five home sellouts of 7,972 fans vs. Duke, Florida State, North Carolina, Virginia and Clemson
- Set a record for the most games with 1,200 or more students (7)
- Set record student average attendance at 808. The past average attendance was 641 per game
- Set the record for cumulative season student attendance at 12,008. The previous record was 10,269

AWARDS

- 2013 AP Coach of the Year - Jim Larrañaga
- 2013 Naismith Coach of the Year - Jim Larrañaga
- 2013 ACC Coach of the Year - Jim Larrañaga
- 2013 Henry Iba National Coach of the Year - Jim Larrañaga
- 2013 Adolph Rupp Cup Coach of the Year - Jim Larrañaga
- 2013 ACC Player of the Year (Coaches) - Shane Larkin
- 2013 ACC Defensive Player of the Year - Durand Scott
- Five All-ACC selections: Shane Larkin 1st team, Kenny Kadji 2nd team & 3rd team, Scott H.M. (twice)
- Three ACC Defensive Team players: Shane Larkin, Durand Scott, Julian Gamble
- 2012 ACC All-Rookie Team - Shane Larkin
- 2013 ACC All-Academic Team - Raphael Akpejori
- 2013 ACC Tournament MVP - Shane Larkin
- Four ACC All-Tournament team nods: Shane Larkin (1st), Durand Scott (1st), Julian Gamble (2nd), Trey McKinney Jones (2nd)
- Four ACC Player of the Week awards: Reggie Johnson (2012), Durand Scott (2012 & 2013) and Shane Larkin (2013)
- One ACC Rookie of the Week: Shane Larkin (2012)

CURRENT PLAYER AWARDS IN 2012-13

- Raphael Akpejori**
- All-ACC Academic Team
 - NABC Honors Court
 - ACC Academic Honor Roll
- Justin Heller**
- ACC Academic Honor Roll

COACH LARRAÑAGA'S MILESTONE VICTORIES

Victory	Date	Opponent	Score	School
50	02/10/88	Miami (Ohio)	65-59	Bowling Green
100	02/23/91	Kent State	84-57	Bowling Green
150	12/22/94	at Ohio State	59-50	Bowling Green
200	12/27/97	Northeastern	66-60	George Mason
250	12/20/00	Coastal Carolina	81-65	George Mason
300	12/02/03	East Carolina	76-65	George Mason
350	01/26/06	William & Mary	81-58	George Mason
400	02/27/08	William & Mary	68-59	George Mason
450	12/08/10	Loyola (Md.)	66-52	George Mason
500	01/05/12	at Georgia Tech	62-49	Miami

MIAMI HIGHS		OPPONENT HIGHS		MIAMI LOWS		OPPONENT LOWS	
Points	85 - at NC State, 3/1	Points	80 - Georgia Southern, 11/11	Points	40 - at Virginia, 2/26	Points	42 (2x) - last vs. Boston College, 2/22
Points/Half	48 (2nd) - at NC State, 3/1	Points/Half	39 (2nd) - Florida State, 1/15	Points/Half	13 - Nebraska, 12/4	Points/Half	17 (2x) last - Georgia Tech, 1/18
Field Goals Made	35 - Texas Southern, 11/14	Field Goals Made	29 - George Washington, 11/28	Field Goals Made	12 - at Virginia, 2/26	Field Goals Made	13 - Georgia Tech, 1/18
Field Goal Att.	69 - 2x last vs. Virginia Tech, 12/8	Field Goal Att.	69 - vs. Virginia Tech, 12/8	Field Goal Att.	40 - at Syracuse, 1/4	Field Goal Att.	42 - Co. of Charleston, 11/18
Field Goal Pct.	.587 - at NC State, 3/1	Field Goal Pct.	.560 - at Maryland, 1/29	Field Goal Pct.	.259 - at Virginia Tech, 2/15	Field Goal Pct.	.295 - Georgia Tech, 1/18
3-Point FG Made	10 - Texas Southern, 11/14	3-Point FG Made	13 - Notre Dame, 2/19	3-Point FG Made	0 (2x) - last at Virginia, 2/26	3-Point FG Made	3 - at Syracuse, 1/4
3-Point FG Att.	34 - at Virginia Tech, 2/15	3-Point FG Att.	34 - vs. Virginia Tech, 12/8	3-Point FG Att.	10 (2x) - last at NC State, 3/1	3-Point FG Att.	11 - vs. Syracuse, 1/25
Free Throws Made	25 - Georgia Southern, 11/11	Free Throws Made	19 - vs. Pittsburgh, 2/5	Free Throws Made	2 (2x) - last at Clemson, 3/4	Free Throws Made	5 - George Washington, 11/28
Free Throw Att.	33 - at Florida State, 2/10	Free Throw Att.	27 - vs. Syracuse, 1/25	Free Throw Att.	4 - at Syracuse, 1/4	Free Throw Att.	9 - George Washington, 11/28
Rebounds	50 - vs. Virginia Tech, 12/8	Rebounds	45 - St. Francis Brooklyn, 11/8	Rebounds	23 - at Clemson, 3/4	Rebounds	21 - at Savannah State, 12/19
Assists	21 - Texas Southern, 11/14	Assists	17 - Notre Dame, 2/19	Assists	3 - at Virginia, 2/26	Assists	7 (2x) - last vs. Boston College, 2/22
Steals	12 - Texas Southern, 11/14	Steals	10 - Nebraska, 12/4	Steals	1 (2x) - last vs. Syracuse, 1/25	Steals	0 - last vs. Boston College, 2/22
Blocks	8 (2x) last at Florida State, 2/10	Blocks	7 - Duke, 1/22	Blocks	0 - vs. NC State, 2/8	Blocks	0 (3x) - last vs. NC State, 2/8
Turnovers	16 - at Savannah State, 12/19	Turnovers	17 - St. Francis Brooklyn, 11/8	Turnovers	3 (2x) - last vs. Boston College, 2/22	Turnovers	5 - vs. Syracuse, 1/25
Victory Margin	23 - vs. Loyola, 12/30	Victory Margin	25 - at Virginia, 2/26	Victory Margin	1 - Georgia Southern, 11/11	Victory Margin	1 (2x) last vs. NC State, 2/8

MIAMI INDIVIDUAL HIGHS	
Points	25 (2x) - last Rion Brown at Maryland, 1/29
Field Goals Made	9 (2x) last - Rion Brown at Clemson, 3/4
Field Goal Attempts	18 - Garrus Adams vs. St. Francis Brooklyn, 11/8
3-Point FG Made	5 - 3x last Rion Brown Florida State, 1/15
3-Point FG Attempts	12 - at Virginia Tech, 2/15
Free Throws Made	12 - Rion Brown at Maryland, 1/29
Free Throw Attempts	13 - Rion Brown at Maryland, 1/29
Rebounds	13 - Tonye Jekiri at NC State, 3/1
Assists	9 - Rion Brown vs. Texas Southern, 11/14
Blocks	4 (5x) - last Erik Swoope vs. Norfolk State, 2/1

OPPONENT INDIVIDUAL HIGHS	
Points	27 (2x) - last T.J. Warren, NC State, 2/8
Field Goals Made	9 - 2x last Jarell Eddie, Virginia Tech, 12/8
Field Goal Attempts	23 - Jarell Eddie, Virginia Tech, 12/8
3-Point FG Made	6 (2x) - last Pat Connaughton, Notre Dame, 2/19
3-Point FG Attempts	14 - Jarell Eddie, Virginia Tech, 12/8
Free Throws Made	9 (2x) - last T.J. Warren, NC State, 2/8
Free Throw Attempts	12 - Lamar Patterson, Pittsburgh, 2/5
Rebounds	15 - 2x, last Jabari Parker, Duke, 1/22
Assists	9 (2x) - last at Virginia Tech, 2/15
Blocks	4 - Jordan Bachynski, Arizona State, 12/1

THE LAST TIME ...

Player Scored 30 Points

Miami Durand Scott (32), vs. NC State, 3/16/13
Opponent Ryan Kelly (36), at Duke, 3/2/13

Player Scored 35 Points

Miami Jack McClinton (35) vs. North Carolina, 3/15/09
Opponent Ryan Kelly (36), at Duke, 3/2/13

Player Scored 40 Points

Miami Darius Rice (43) vs. Connecticut, 1/20/03
Opponent Sean Singletary (41), Virginia, 3/1/08

Two Players Scored 20 Points

Miami Shane Larkin (28), Trey McKinney Jones (20) vs. North Carolina, 3/17/13
Opponent Omari Grier (27), Raymond Taylor (20) FAU, 12/17/11

Three Players Scored 20 Points

Miami Dwayne Collins (23), Brian Asbury (21), Jack McClinton (20) vs. Virginia Tech, 1/25/09
Opponent Travis Mays (40), Alvin Heggs (22), Lance Blanks (21), Texas, 2/22/89

Five Players Scored in Double Figures

Miami Rion Brown (20), Garrus Adams (16), Manu Lecomte (15), Erik Swoope (15), Tonye Jekiri (14) at NC State, 3/1/14
Opponent Jon Scheyer (27), DeMarcus Nelson (19), Kyle Singler (12), Greg Paulus (12), Lance Thomas (10) Duke, 2/20/08

Six Players Scored in Double Figures

Miami James Kelly (17), Donnavan Kirk (15), Rion Brown (13), Manu Lecomte (12), Davon Reed (11), Garrus Adams (10) vs. Texas Southern, 11/14/13

Player Grabbed 15 Rebounds

Miami Reggie Johnson (20) vs. Florida Atlantic, 3/16/11
Opponent Jabari Parker (15), Duke, 1/22/14

Two Players Grabbed 10 Rebounds

Miami Rion Brown (10), Tonye Jekiri (10), at North Carolina, 1/8/14
Opponent Marcus Ginyard (12), John Henson (12), North Carolina, 3/2/10

Three Players Grabbed 10 Rebounds

Miami Mark Richardson (11), Eric Brown (10), Joe Wylie (10) vs. FIU, 3/6/89
Opponent Matt Harpring (12), Dion Glover (10), Michael Maddox (10), Georgia Tech, 12/2/797

Player Had 10 Assists

Miami Durand Scott (10) vs. North Carolina Central, 11/14/09
Opponent Kendall Marshall (10), North Carolina, 3/11/11

Player Had 10 Blocks

Miami Anthony King (10) vs. Florida Atlantic, 11/29/04
Opponent Jarvis Varnado (10), Mississippi State, 12/13/07

Player Had a Double-Double

Miami Tonye Jekiri (14 pts, 13 rebs) at NC State, 3/1/14
Opponent Jabari Parker (17 pts, 15 rebs) Duke, 1/22/14

Player Had a Triple-Double

Miami Anthony King (11 pts, 10 reb, 13 blks) vs. Florida Atlantic, 11/29/04
Opponent Brendan Haywood (18 pts, 14 reb, 10 blks), North Carolina, 12/4/00

Two Players Had Double-Doubles

Miami Reggie Johnson (22 pts, 11 rebs) & Kenny Kadji (12 pts, 12 rebs), vs. Stetson, 11/9/12
Opponent Hasheem Thabeet (19 pts, 14 reb), A.J. Price (13 pts, 11 reb), Connecticut, 11/23/08

Team Scored 100 Points

Miami 108 vs. Nova Southeastern, 11/16/09
Opponent 105, North Carolina, 1/31/07

Team Scored 50 Points in a Half

Miami 51, (2nd half) at Hawaii, 12/22/12
Opponent 51 (2nd half), UCF, 12/18/10

Team Shot 50 Percent in Both Halves

Miami .500 (12-24) / .682 (15-22) at NC State, 3/1/14
Opponent .538 (14-26) / .500 (16-32) vs. Georgia Tech, 3/6/13

Team Shot 60 Percent in a Half

Miami .682 (15-22), second half, at NC State, 3/1/14
Opponent .619 (13-21), second half, Florida State, 1/15/14

Team Shot 70 Percent in a Half

Miami .739 (17-23), first half, at Florida State, 2/13/13

Team Shot 60 Percent in a Game

Miami .638 (30-47), at Florida State, 2/13/13
Opponent .622 (23-37), Clemson, 12/21/08

Team Shot Less Than 30 Percent in a Game

Miami .261 (12-46), at Virginia, 2/26/14
Opponent .295 (13-44), Georgia Tech, 1/18/14

Miami 84, Florida Tech 55 Exhibition
10-30-13 BankUnited Center

Florida Tech 0-0 Totals: 24 69 3 22 4 7 12 21 33 19 55 15 12 3 5 200
TOTAL FG% 1st Half: 8-35 22.9% 2nd Half: 16-34 47.1%
3-Pt. FG% 1st Half: 1-11 9.1% 2nd Half: 2-11 18.2%
F Throw % 1st Half: 1-1 100% 2nd Half: 3-6 50.0%

Miami 0-0 Totals: 29 63 11 26 15 26 35 51 13 34 14 12 6 7 200
TOTAL FG% 1st Half: 13-30 43.3% 2nd Half: 16-33 48.5%
3-Pt. FG% 1st Half: 7-16 43.8% 2nd Half: 4-10 40.0%
F Throw % 1st Half: 7-14 50.0% 2nd Half: 8-12 66.7%

Officials: Jacyn Goble, JB Caldwell, Alan Spainhour
Technical fouls: Florida Tech-None. Miami-None.
Attendance: 4848

Score by Periods: 1st 2nd Total
Florida Tech 18 37 55
Miami 40 44 84

Points in the paint-FITM 30,UM 30. Points off turnovers-FITM 12,UM 15.
2nd chance points-FITM 6,UM 25. Fast break points-FITM 14,UM 17.
Bench points-FITM 16,UM 30. Score tied-0 times. Lead changed-0 times.
Last FG-FITM 2nd-00:44, UM 2nd-00:11.
Largest lead-FITM None, UM by 29 2nd-00:11.

St. Francis Brooklyn 66, Miami 62 (OT) Game 1
11-08-13 BankUnited Center

St. Francis Brooklyn 1-0 Totals: 22 60 7 24 15 23 41 55 27 66 11 17 4 6 225
TOTAL FG% 1st Half: 10-34 29.4% 2nd Half: 9-22 40.9%
3-Pt. FG% 1st Half: 6-16 37.5% 2nd Half: 1-8 12.5%
F Throw % 1st Half: 1-4 25.0% 2nd Half: 10-15 66.7%

Miami 0-1 Totals: 19 61 0 15 24 31 15 28 43 20 62 5 13 3 7 225
TOTAL FG% 1st Half: 8-29 27.6% 2nd Half: 8-23 34.8%
3-Pt. FG% 1st Half: 0-5 0.0% 2nd Half: 0-6 0.0%
F Throw % 1st Half: 10-13 76.9% 2nd Half: 14-18 77.8%

Officials: Brian Dorsey, Bernard Clinton, Louie Andrakakos
Technical fouls: St. Francis Brooklyn-None. University of Miami-None.
Attendance: 6060

Score by Periods: 1st 2nd OT Total
St. Francis Brooklyn 27 29 10 66
University of Miami 26 30 6 62

Points in the paint-SFBKM 26,UM 30. Points off turnovers-SFBKM 15,UM 16.
2nd chance points-SFBKM 13,UM 11. Fast break points-SFBKM 3,UM 4.
Bench points-SFBKM 33,UM 5. Score tied-7 times. Lead changed-7 times.
Last FG-SFBKM OT-01:02, UM OT-00:20.
Largest lead-SFBKM by 7 2nd-14:35, UM by 7 1st-05:53.

Miami 81, Ga. Southern 80 (OT) Game 2
11-11-13 BankUnited Center

Georgia Southern 1-1 Totals: 27 57 10 26 16 16 10 22 32 24 80 8 11 2 2 225
TOTAL FG% 1st Half: 10-24 41.7% 2nd Half: 13-27 48.1%
3-Pt. FG% 1st Half: 5-12 41.7% 2nd Half: 4-12 33.3%
F Throw % 1st Half: 7-7 100% 2nd Half: 5-5 100%

Miami 1-1 Totals: 25 64 6 21 25 29 16 20 36 17 81 12 7 5 8 226
TOTAL FG% 1st Half: 8-27 29.6% 2nd Half: 13-32 40.6%
3-Pt. FG% 1st Half: 3-11 27.3% 2nd Half: 2-9 22.2%
F Throw % 1st Half: 16-18 88.9% 2nd Half: 4-6 66.7%

Officials: Ray Natili, Tim Nestor, JB Caldwell
Technical fouls: Georgia Southern-None. University of Miami-None.
Attendance: 4654

Score by Periods: 1st 2nd OT Total
Georgia Southern 32 35 13 80
University of Miami 35 32 14 81

Points in the paint-GASO 24,UM 30. Points off turnovers-GASO 12,UM 14.
2nd chance points-GASO 6,UM 20. Fast break points-GASO 4,UM 2.
Bench points-GASO 14,UM 23. Score tied-8 times. Lead changed-8 times.
Last FG-GASO OT-01:34, UM OT-00:57.
Largest lead-GASO by 9 1st-10:59, UM by 10 2nd-08:52.

Miami 84, Texas Southern 69 Game 3
11-14-13 BankUnited Center

Texas Southern 2-1 Totals: 23 54 11 22 12 17 9 22 31 11 69 13 16 2 3 200
TOTAL FG% 1st Half: 11-30 36.7% 2nd Half: 12-24 50.0%
3-Pt. FG% 1st Half: 7-17 41.2% 2nd Half: 4-5 80.0%
F Throw % 1st Half: 3-6 50.0% 2nd Half: 9-11 81.8%

Miami 2-1 Totals: 35 69 10 20 4 6 15 26 41 14 84 21 9 4 12 200
TOTAL FG% 1st Half: 18-36 50.0% 2nd Half: 17-33 51.5%
3-Pt. FG% 1st Half: 8-13 61.5% 2nd Half: 2-7 28.6%
F Throw % 1st Half: 0-0 0.0% 2nd Half: 4-6 66.7%

Officials: Karl Hess, Michael Roberts, Ray Perone
Technical fouls: Texas Southern-None. University of Miami-None.
Attendance: 4728

Score by Periods: 1st 2nd Total
Texas Southern 32 37 69
University of Miami 44 40 84

Points in the paint-TSU 22,UM 38. Points off turnovers-TSU 12,UM 26.
2nd chance points-TSU 11,UM 15. Fast break points-TSU 13,UM 8.
Bench points-TSU 26,UM 30. Score tied-1 time. Lead changed-5 times.
Last FG-TSU 2nd-02:10, UM 2nd-02:25.
Largest lead-TSU by 12 1st-14:13, UM by 24 2nd-09:40.

Miami 70, College of Charleston 54 Game 4
11-18-13 TD Arena

Miami 3-1 Totals: 26 51 7 11 11 12 10 20 30 20 70 13 9 5 4 200
TOTAL FG% 1st Half: 16-31 51.6% 2nd Half: 10-20 50.0%
3-Pt. FG% 1st Half: 6-9 66.7% 2nd Half: 1-2 50.0%
F Throw % 1st Half: 2-2 100% 2nd Half: 9-10 90.0%

Charleston 1-3 Totals: 19 42 5 15 11 22 10 16 26 14 54 9 12 2 5 200
TOTAL FG% 1st Half: 9-16 56.3% 2nd Half: 10-26 38.5%
3-Pt. FG% 1st Half: 2-5 40.0% 2nd Half: 3-10 30.0%
F Throw % 1st Half: 5-11 45.5% 2nd Half: 6-11 54.5%

Officials: Roger Ayers, Tim Kelly and Tony Greene
Technical fouls: University of Miami-None. College of Charleston-None.
Attendance: 4018

Score by Periods: 1st 2nd Total
University of Miami 40 30 70
College of Charleston 25 29 54

Points in the paint-UM 30,COFC 24. Points off turnovers-UM 16,COFC 7.
2nd chance points-UM 10,COFC 8. Fast break points-UM 6,COFC 4.
Bench points-UM 9,COFC 9. Score tied-1 time. Lead changed-3 times.
Last FG-UM 2nd-02:36, COFC 2nd-03:08.
Largest lead-UM by 20 2nd-10:19, COFC by 5 1st-19:03.

UCF 63, Miami 58 Game 5
11-21-13 BankUnited Center

UCF 3-1 Totals: 26 59 4 14 7 17 12 31 43 12 63 14 13 7 2 200
TOTAL FG% 1st Half: 11-28 39.3% 2nd Half: 15-31 48.4%
3-Pt. FG% 1st Half: 3-8 37.5% 2nd Half: 1-6 16.7%
F Throw % 1st Half: 3-5 60.0% 2nd Half: 4-12 33.3%

Miami 3-2 Totals: 23 59 5 22 7 10 7 29 36 16 58 8 12 4 8 200
TOTAL FG% 1st Half: 10-29 34.5% 2nd Half: 13-30 43.3%
3-Pt. FG% 1st Half: 1-10 10.0% 2nd Half: 4-12 33.3%
F Throw % 1st Half: 0-1 0.0% 2nd Half: 7-9 77.8%

Officials: Karl Hess, Roger Ayers, Michael Roberts
Technical fouls: UCF-None. University of Miami-None.
Attendance: 4895

Score by Periods: 1st 2nd Total
UCF 28 35 63
University of Miami 21 37 58

Points in the paint-UCF 36,UM 32. Points off turnovers-UCF 12,UM 10.
2nd chance points-UCF 7,UM 7. Fast break points-UCF 8,UM 10.
Bench points-UCF 6,UM 19. Score tied-0 times. Lead changed-6 times.
Last FG-UCF 2nd-00:22, UM 2nd-00:54.
Largest lead-UCF by 11 2nd-18:09, UM by 5 1st-16:36.

Miami 71, La Salle 58 Game 12 BankUnited Center 12-22-13

Table with columns for Player, tot-fg, 3-pt, rebounds, of de tot pf tp a to b s min. Includes totals and FG/FT percentages.

Table with columns for Player, tot-fg, 3-pt, rebounds, of de tot pf tp a to b s min. Includes totals and FG/FT percentages.

Officials: Bryan Kersey, Gary Maxwell, James Luckie. Technical fouls: La Salle-None. University of Miami-None.

Score by Periods table with columns 1st, 2nd, Total. Includes La Salle and University of Miami scores.

Points in the paint-LAS 26, UM 32. Points off turnovers-LAS 9, UM 11. 2nd chance points-LAS 14, UM 17.

Miami 71, Loyola 48 Game 13 BankUnited Center 12-30-13

Table with columns for Player, tot-fg, 3-pt, rebounds, of de tot pf tp a to b s min. Includes totals and FG/FT percentages.

Table with columns for Player, tot-fg, 3-pt, rebounds, of de tot pf tp a to b s min. Includes totals and FG/FT percentages.

Officials: Brian O'Connell, Dwayne Gladden, Bernard Clinton. Technical fouls: Loyola-None. University of Miami-None.

Score by Periods table with columns 1st, 2nd, Total. Includes Loyola and University of Miami scores.

Points in the paint-LOY 18, UM 30. Points off turnovers-LOY 6, UM 16. 2nd chance points-LOY 11, UM 14.

No. 2 Syracuse 49, Miami 44 Game 14 Carrier Dome 1-4-14

Table with columns for Player, tot-fg, 3-pt, rebounds, of de tot pf tp a to b s min. Includes totals and FG/FT percentages.

Table with columns for Player, tot-fg, 3-pt, rebounds, of de tot pf tp a to b s min. Includes totals and FG/FT percentages.

Officials: Les Jones, Mike Eades, Jeff Anderson. Technical fouls: University of Miami-None. Syracuse-None.

Score by Periods table with columns 1st, 2nd, Total. Includes University of Miami and Syracuse scores.

Points in the paint-UM 16, SU 20. Points off turnovers-UM 5, SU 13. 2nd chance points-UM 5, SU 12.

Miami 63, RV/RV North Carolina 57 Game 15 1-8-14 Dean Smith Center

Table with columns for Player, tot-fg, 3-pt, rebounds, of de tot pf tp a to b s min. Includes totals and FG/FT percentages.

Table with columns for Player, tot-fg, 3-pt, rebounds, of de tot pf tp a to b s min. Includes totals and FG/FT percentages.

Officials: Bryan Kersey, Brian Dorsey, Gary Maxwell. Technical fouls: University of Miami-None. North Carolina-James, Joel.

Score by Periods table with columns 1st, 2nd, Total. Includes University of Miami and North Carolina scores.

Points in the paint-UM 26, NC 24. Points off turnovers-UM 7, NC 19. 2nd chance points-UM 6, NC 18.

Florida State 63, Miami 53 Game 16 1-15-14 BankUnited Center

Table with columns for Player, tot-fg, 3-pt, rebounds, of de tot pf tp a to b s min. Includes totals and FG/FT percentages.

Table with columns for Player, tot-fg, 3-pt, rebounds, of de tot pf tp a to b s min. Includes totals and FG/FT percentages.

Officials: Tim Nestor, Raymond E Jr Styns, Terry Wymer. Technical fouls: Florida State-None. University of Miami-None.

Score by Periods table with columns 1st, 2nd, Total. Includes Florida State and University of Miami scores.

Points in the paint-FS 24, UM 16. Points off turnovers-FS 7, UM 2. 2nd chance points-FS 10, UM 18.

Miami 56, Georgia Tech 42 Game 17 1-18-14 McCamish Pavilion

Table with columns for Player, tot-fg, 3-pt, rebounds, of de tot pf tp a to b s min. Includes totals and FG/FT percentages.

Table with columns for Player, tot-fg, 3-pt, rebounds, of de tot pf tp a to b s min. Includes totals and FG/FT percentages.

Officials: Karl Hess, Tim Kelly, Dwayne Gladden. Technical fouls: University of Miami-None. Georgia Tech-None.

Score by Periods table with columns 1st, 2nd, Total. Includes University of Miami and Georgia Tech scores.

Points in the paint-UM 28, GT 12. Points off turnovers-UM 9, GT 5. 2nd chance points-UM 7, GT 6.

Miami 77, Florida State 73 Game 24 Tucker Center 2-10-14

Table with 14 columns: #, Player, fg, fga, fg%, ftg, fta, ft%, of, de, tot, pf, tp, a, to, b, s, min. Includes player stats for Miami and Florida State.

TOTAL FG% 1st Half: 12-25 48.0% 2nd Half: 11-23 47.8% Game: 47.9%
3-Pt. FG% 1st Half: 5-8 62.5% 2nd Half: 2-7 28.6% Game: 46.7%
F Throw % 1st Half: 5-5 100% 2nd Half: 19-28 67.9% Game: 72.7%

FSU 14-10, 5-7 Table with 14 columns: #, Player, fg, fga, fg%, ftg, fta, ft%, of, de, tot, pf, tp, a, to, b, s, min. Includes player stats for Florida State University.

TOTAL FG% 1st Half: 11-23 47.8% 2nd Half: 17-33 51.5% Game: 50.0%
3-Pt. FG% 1st Half: 4-10 40.0% 2nd Half: 3-10 30.0% Game: 35.0%
F Throw % 1st Half: 0-0 0.0% 2nd Half: 10-14 71.4% Game: 71.4%

Officials: Karl Hess, Mike Eades, Les Jones
Technical fouls: University of Miami-None. Florida State-None.
Attendance: 7641

Score by Periods table with columns: Period, 1st, 2nd, Total. Shows scores for University of Miami and Florida State.

Points in the paint-UM 20,FS 32. Points off turnovers-UM 8,FS 8.
2nd chance points-UM 9,FS 12. Fast break points-UM 2,FS 2.
Bench points-UM 31,FS 24. Score tied-1 time. Lead changed-0 times.
Last FG-UM 2nd-02:03, FS 2nd-00:09.
Largest lead-UM by 13 2nd-18:03, FS None.

Virginia Tech 52, Miami 45 Game 25 Cassell Coliseum 2-15-14

Table with 14 columns: #, Player, fg, fga, fg%, ftg, fta, ft%, of, de, tot, pf, tp, a, to, b, s, min. Includes player stats for Virginia Tech and Miami.

TOTAL FG% 1st Half: 5-27 18.5% 2nd Half: 10-31 32.3% Game: 25.9%
3-Pt. FG% 1st Half: 3-17 17.6% 2nd Half: 4-17 23.5% Game: 20.6%
F Throw % 1st Half: 2-4 50.0% 2nd Half: 6-13 46.2% Game: 47.1%

VT 9-15, 2-10 Table with 14 columns: #, Player, fg, fga, fg%, ftg, fta, ft%, of, de, tot, pf, tp, a, to, b, s, min. Includes player stats for Virginia Tech.

TOTAL FG% 1st Half: 8-22 36.4% 2nd Half: 9-24 37.5% Game: 37.0%
3-Pt. FG% 1st Half: 3-6 50.0% 2nd Half: 3-9 33.3% Game: 40.0%
F Throw % 1st Half: 0-1 0.0% 2nd Half: 12-19 63.2% Game: 60.0%

Officials: Bryan Kersey, Dwayne Gladden, Jeff Clark
Technical fouls: University of Miami-None. Virginia Tech-None.
Attendance: 5105

Score by Periods table with columns: Period, 1st, 2nd, Total. Shows scores for University of Miami and Virginia Tech.

Points in the paint-UM 14,VT 20. Points off turnovers-UM 2,VT 6.
2nd chance points-UM 10,VT 6. Fast break points-UM 2,VT 4.
Bench points-UM 14,VT 12. Score tied-1 time. Lead changed-1 time.
Last FG-UM 2nd-00:35, VT 2nd-02:02.
Largest lead-UM by 3 1st-18:30, VT by 12 1st-09:16.

Miami 71, Notre Dame 64 Game 26 BankUnited Center 2-19-14

Table with 14 columns: #, Player, fg, fga, fg%, ftg, fta, ft%, of, de, tot, pf, tp, a, to, b, s, min. Includes player stats for Miami and Notre Dame.

TOTAL FG% 1st Half: 9-31 29.0% 2nd Half: 15-29 51.7% Game: 40.0%
3-Pt. FG% 1st Half: 6-12 50.0% 2nd Half: 7-16 43.8% Game: 46.4%
F Throw % 1st Half: 2-4 50.0% 2nd Half: 1-2 50.0% Game: 50.0%

Miami 13-13, 4-9 ACC Table with 14 columns: #, Player, fg, fga, fg%, ftg, fta, ft%, of, de, tot, pf, tp, a, to, b, s, min. Includes player stats for Miami.

TOTAL FG% 1st Half: 13-21 61.9% 2nd Half: 10-27 37.0% Game: 47.9%
3-Pt. FG% 1st Half: 6-8 75.0% 2nd Half: 3-9 33.3% Game: 52.9%
F Throw % 1st Half: 6-7 85.7% 2nd Half: 10-10 100% Game: 88.9%

Officials: Les Jones, Brian Dorsey, Gary Maxwell
Technical fouls: Notre Dame-None. University of Miami-None.
Attendance: 5133

Score by Periods table with columns: Period, 1st, 2nd, Total. Shows scores for Notre Dame and University of Miami.

Points in the paint-ND 20,UM 16. Points off turnovers-ND 14,UM 4.
2nd chance points-ND 2,UM 11. Fast break points-ND 4,UM 2.
Bench points-ND 25,UM 12. Score tied-0 times. Lead changed-3 times.
Last FG-ND 2nd-00:22, UM 2nd-00:57.
Largest lead-ND by 2 1st-19:47, UM by 15 1st-00:59.

Miami 69, Boston College 42 Game 27 BankUnited Center 2-22-14

Table with 14 columns: #, Player, fg, fga, fg%, ftg, fta, ft%, of, de, tot, pf, tp, a, to, b, s, min. Includes player stats for Miami and Boston College.

TOTAL FG% 1st Half: 8-22 36.4% 2nd Half: 6-23 28.6% Game: 32.6%
3-Pt. FG% 1st Half: 4-12 33.3% 2nd Half: 0-8 0.0% Game: 20.0%
F Throw % 1st Half: 2-5 40.0% 2nd Half: 8-10 80.0% Game: 66.7%

Miami 14-13 4-9 Table with 14 columns: #, Player, fg, fga, fg%, ftg, fta, ft%, of, de, tot, pf, tp, a, to, b, s, min. Includes player stats for Miami.

TOTAL FG% 1st Half: 10-28 35.7% 2nd Half: 16-27 59.3% Game: 47.3%
3-Pt. FG% 1st Half: 2-6 33.3% 2nd Half: 5-8 62.5% Game: 50.0%
F Throw % 1st Half: 5-10 50.0% 2nd Half: 5-6 83.3% Game: 62.5%

Officials: Mike Eades, Sean Hull, Bill Covington
Technical fouls: Boston College-None. University of Miami-None.
Attendance: 5517

Score by Periods table with columns: Period, 1st, 2nd, Total. Shows scores for Boston College and University of Miami.

Points in the paint-BC 20,UM 30. Points off turnovers-BC 2,UM 10.
2nd chance points-BC 4,UM 13. Fast break points-BC 2,UM 8.
Bench points-BC 2,UM 18. Score tied-0 times. Lead changed-0 times.
Last FG-BC 2nd-02:53, UM 2nd-00:11.
Largest lead-BC None, UM by 27 2nd-00:11.

No. 12/11 Virginia 65, Miami 40 Game 28 John Paul Jones Arena 2-26-14

Table with 14 columns: #, Player, fg, fga, fg%, ftg, fta, ft%, of, de, tot, pf, tp, a, to, b, s, min. Includes player stats for Virginia and Miami.

TOTAL FG% 1st Half: 8-25 32.0% 2nd Half: 4-21 19.0% Game: 26.1%
3-Pt. FG% 1st Half: 0-7 0.0% 2nd Half: 0-5 0.0% Game: 0.0%
F Throw % 1st Half: 4-6 66.7% 2nd Half: 12-21 57.1% Game: 59.3%

Virginia 24-5, 15-1 Table with 14 columns: #, Player, fg, fga, fg%, ftg, fta, ft%, of, de, tot, pf, tp, a, to, b, s, min. Includes player stats for Virginia.

TOTAL FG% 1st Half: 9-27 33.3% 2nd Half: 11-17 64.7% Game: 45.5%
3-Pt. FG% 1st Half: 5-10 50.0% 2nd Half: 4-6 66.7% Game: 56.3%
F Throw % 1st Half: 4-5 80.0% 2nd Half: 12-15 80.0% Game: 80.0%

Officials: Karl Hess (R), Bryan Kersey, Jamie Luckie
Technical fouls: University of Miami-None. Virginia-None.
Attendance: 11812

Score by Periods table with columns: Period, 1st, 2nd, Total. Shows scores for University of Miami and Virginia.

Points in the paint-UM 16,VA 20. Points off turnovers-UM 7,VA 8.
2nd chance points-UM 7,VA 3. Fast break points-UM 0,VA 2.
Bench points-UM 9,VA 19. Score tied-3 times. Lead changed-5 times.
Last FG-UM 2nd-01:28, VA 2nd-01:49.
Largest lead-UM by 3 1st-13:46, VA by 27 2nd-01:49.

Miami 85, NC State 70 Game 29 PNC Arena 3-1-14

Table with 14 columns: #, Player, fg, fga, fg%, ftg, fta, ft%, of, de, tot, pf, tp, a, to, b, s, min. Includes player stats for Miami and NC State.

TOTAL FG% 1st Half: 12-24 50.0% 2nd Half: 15-22 68.2% Game: 58.7%
3-Pt. FG% 1st Half: 3-5 60.0% 2nd Half: 2-5 40.0% Game: 50.0%
F Throw % 1st Half: 10-13 76.9% 2nd Half: 16-19 84.2% Game: 81.3%

NC State 17-12, 7-9 Table with 14 columns: #, Player, fg, fga, fg%, ftg, fta, ft%, of, de, tot, pf, tp, a, to, b, s, min. Includes player stats for NC State.

TOTAL FG% 1st Half: 13-25 52.0% 2nd Half: 11-27 40.7% Game: 46.2%
3-Pt. FG% 1st Half: 4-7 57.1% 2nd Half: 2-9 22.2% Game: 37.5%
F Throw % 1st Half: 6-10 60.0% 2nd Half: 10-14 71.4% Game: 66.7%

Officials: Sean Hull, Tim Kelly, Jeff Anderson
Technical fouls: University of Miami-None. NC State-None.
Attendance: 13932

Score by Periods table with columns: Period, 1st, 2nd, Total. Shows scores for University of Miami and NC State.

Points in the paint-UM 36,ST 28. Points off turnovers-UM 12,ST 14.
2nd chance points-UM 16,ST 11. Fast break points-UM 8,ST 13.
Bench points-UM 20,ST 21. Score tied-8 times. Lead changed-8 times.
Last FG-UM 2nd-00:45, ST 2nd-01:03.
Largest lead-UM by 15 2nd-00:26, ST by 4 1st-16:33.

Clemson 58, Miami 54
3-8-14 Littlejohn Coliseum

Miami vs. Wake Forest
3-8-14 BankUnited Center

Miami at ACC Tournament
Game 32 Greensboro Coliseum

Miami 15-15, 6-11 ACC

#	Player	tot-fg 3-pt					rebounds					a	b	s	min			
		fg	fga	fg	fga	ft	fta	of	de	tot	pf					tp		
21	Erik Swoope	f	7	10	0	0	0	0	3	2	5	1	14	1	2	0	1	34
23	Tonye Jekiri	c	1	1	0	0	0	0	0	2	2	4	2	0	0	0	1	23
15	Rion Brown	g	9	17	1	5	2	4	0	2	2	4	21	3	1	0	0	40-
20	Manu Lecomte	g	2	6	0	2	0	0	1	1	2	2	4	1	0	0	2	30
25	Garrus Adams	g	4	7	0	1	0	4	0	5	5	2	8	2	1	0	2	32
04	Raphael Akpejori	0	0	0	0	0	0	0	0	0	0	1	0	0	0	0	0	5
05	Davon Reed	1	4	1	3	0	0	0	0	1	1	0	3	0	0	0	0	13
22	Donnavan Kirk	0	1	0	0	0	0	0	1	2	3	1	0	0	1	1	0	14
35	James Kelly	1	4	0	1	0	0	0	1	1	2	1	2	1	0	0	0	9
TEAM		1																
Totals		25	50	2	12	2	8	6	17	23	16	54	8	5	1	6	200	
TOTAL FG%		1st Half: 13-25 52.0%		2nd Half: 12-25 48.0%		Game: 50.0%												
3-Pt. FG%		1st Half: 1-3 33.3%		2nd Half: 1-9 11.1%		Game: 16.7%												
F Throw %		1st Half: 0-3 0.0%		2nd Half: 2-5 40.0%		Game: 25.0%												

Clemson 19-10, 10-7

#	Player	tot-fg 3-pt					rebounds					a	b	s	min			
		fg	fga	fg	fga	ft	fta	of	de	tot	pf					tp		
05	BLOSSOMGAME, J.	f	1	3	0	1	1	2	2	6	8	1	3	0	0	0	0	28
32	McDANIELS, K.J.	f	6	12	0	2	0	0	4	5	9	2	12	1	2	1	0	35
35	NNOKO, Landry	c	3	4	0	0	0	1	1	5	6	1	6	0	0	3	0	32
12	HALL, Rod	g	4	8	0	2	6	8	0	2	2	2	14	6	4	0	0	37
21	HARRISON, D.	g	3	8	2	5	4	5	0	0	0	1	12	0	1	1	1	29
01	AJUKWA, Austin	0	1	0	0	0	0	0	0	1	1	0	0	0	0	0	0	4
03	FILER, Adonis	3	4	1	1	1	1	0	0	0	0	1	8	2	1	0	0	17
20	ROPER, Jordan	0	1	0	0	0	0	0	0	0	0	0	0	0	1	0	0	3
33	SMITH, Josh	0	0	0	0	0	0	0	0	0	0	0	0	0	0	0	0	3
42	DJAMBO, Ibrahim	1	3	1	3	0	0	0	0	1	1	0	3	0	0	1	0	7
50	DJITTE, Sidy	0	0	0	0	0	0	0	1	0	1	0	0	0	0	0	0	5
TEAM		1 2 3																
Totals		21	44	4	14	12	17	9	22	31	8	58	9	9	6	1	200	
TOTAL FG%		1st Half: 11-22 50.0%		2nd Half: 10-22 45.5%		Game: 47.7%												
3-Pt. FG%		1st Half: 1-7 14.3%		2nd Half: 3-7 42.9%		Game: 28.6%												
F Throw %		1st Half: 4-4 100%		2nd Half: 8-13 61.5%		Game: 70.6%												

Officials: Roger Ayers, Tony Greene, Terry Wymer
 Technical fouls: University of Miami-None. Clemson-None.
 Attendance: 7071
Score by Periods

	1st	2nd	Total
University of Miami	27	27	54
Clemson	27	31	58

Flagrant one foul charged to Miami #15 at 8:01 mark of first half.
 Points in the paint-UM 40, CU 26. Points off turnovers-UM 7, CU 11.
 2nd chance points-UM 4, CU 6. Fast break points-UM 0, CU 4.
 Bench points-UM 5, CU 11. Score tied-8 times. Lead changed-3 times.
 Last FG-UM 2nd-00:00, CU 2nd-03:06.
 Largest lead-UM by 7 1st-11:28, CU by 9 2nd-05:33.



HEAD COACH JIM LARRAÑAGA

Third Season | Providence, 1971

Hometown: The Bronx, N.Y. | Head Coach: American International, 1977-79 | Bowling Green, 1986-97 | George Mason, 1997-2011 | Miami, 2011-present

LARRAÑAGA'S CAREER

Head Coach

2011-pres. Miami
1997-2011 George Mason
1986-97 Bowling Green
1977-79 American International

Assistant

1979-86 Virginia
1971-76 Davidson

Player / Coach

1977 Geronimo Basketball Club (Belgium)

EDUCATION

Providence College, 1971, B.A. Economics
Archbishop Malloy High School, 1967

NCAA APPEARANCES

1999 - George Mason
2001 - George Mason
2006 - George Mason (Final Four)
2008 - George Mason
2011 - George Mason
2013 - Miami (Sweet 16)

NIT APPEARANCES

1990 - Bowling Green
1991 - Bowling Green
1997 - Bowling Green
2002 - George Mason
2004 - George Mason
2009 - George Mason
2012 - Miami

PLAYING CAREER

Geronimo Basketball Club (Belgium) 1976-77
Providence College, 1967-71
Archbishop Molloy, 1963-67

MISCELLANEOUS

AP, Naismith, Henry Iba Coach of the Year, 2013
ACC Coach of the Year, 2013
Clair Bee Coach of the Year, 2006
CAA Coach of the Year, 2011, 1999

PERSONAL

Born: Oct. 2, 1949 Hometown: Bronx, N.Y.
Wife: Liz Sons: Jay and Jon

Jim Larrañaga was named the 12th head coach of the University of Miami men's basketball program on April 22, 2011.

After leading UM to the 2013 NCAA Sweet 16, and winning the school's first ACC regular season and tournament championships, Larrañaga was honored as the AP, Naismith, USBWA Henry Iba and ACC Coach of the Year. The Bronx native helped Miami to a No. 2 national ranking by both the AP and USA TODAY, and a No. 2 seed in the NCAA tournament. He is the 10th coach in the last 10 years to lead two top-10 programs, as Miami was No. 2 on Feb. 18, 2013, and George Mason was No. 8 in the final Top 25 poll in 2006.

Larrañaga, who earned his 500th win during the season, directed the Canes to a 27-point win over No. 1 Duke and three other 20+ point wins over ACC opponents this season, including North Carolina (+26), Florida State (+24) and Boston College (+22). UM's 29 overall and 15 ACC wins in 2012-13 were program-bests, as was the 14-game winning streak and 13-0 start in conference play. Other program firsts include defeating all three teams in the North Carolina Triangle in the same season, beating a trio of teams in the Top 20 since joining the ACC and hosting five home sellouts at the BankUnited Center.

Individually, Coach L saw Shane Larkin earn the ACC Player of the Year and Lute Olson National Player of the Year awards, as well as All-American status and finalist nods for the Bob Cousy, John Wooden and James Naismith player of the year honors before declaring early for the 2013 NBA Draft. Larkin was also the ACC Tournament MVP, on the ACC Defensive team and a defensive All-American. Durand Scott was the ACC Defensive Player of the Year, three players - Larkin, Scott and Kenny Kadji - were listed on all-conference teams and four were on the ACC All-Tournament Team - Larkin, Scott, Julian Gamble and Trey McKinney Jones. All six seniors on the Sweet 16 team earned academic degrees from the University of Miami and one player was listed on the All-ACC Academic Team.

Larrañaga came to Miami after serving as the head coach at George Mason for 14 seasons. He guided that program to five NCAA Tournament appearances (1999, 2001, 2006, 2008, 2011) - including an unprecedented run to the 2006 Final Four that captured the nation's attention, defeating Michigan State, North Carolina, Wichita State and UConn along the way. Following that run, he was selected the 2006 Clair Bee Coach of the Year. Larrañaga built the GMU Patriots' program into a perennial contender in the highly-regarded Colonial Athletic Association, winning more games than any other coach

LARRAÑAGA'S CAREER RECORDS

School	Years	Overall	Conference
American International	1977-1979	27-26	none
Bowling Green	1986-1997	170-144	101-85
George Mason	1997-2011	273-164	165-79
Miami	2011-pres.	64-35	30-21
Overall	30th	534-369	296-185

COACH JIM LARRAÑAGA AT A GLANCE

2013 AP Coach of the Year
2006 Clair Bee Coach of the Year
2013 ACC Coach of the Year
2013 NABC All-District II Coach
2001 & 1999 CAA Coach of the Year
1999 CAA Coach of the Year
1997 MAC Coach of the Year
Eight 20-win seasons

2013 Naismith Coach of the Year
2013 Henry Iba Coach of the Year
2013 Adolph Rupp Cup Coach of the Year
2013 USBWA District IV Coach of the Year
Six NCAA tournament appearances
2013, 2011, 2008, 2006, 2001, 1999
Seven postseason NIT appearances
2012, '09, '04, '02, '97, '91, '90

Coached Shane Larkin - ACC Player of the Year, ACC Tournament MVP, USBWA All-District, Sporting News All-American, finalist for Cousy, Naismith & Wooden awards, All-ACC First Team and All-ACC Defensive Team
Coached Durand Scott - ACC Defensive Player of the Year, ACC Tournament First Team, All-ACC Third Team

Coached George Evans, who was a three-time CAA Player of the Year, the CAA Rookie of the Year, a three-time CAA Defensive Player of the Year and on the CAA All-Defensive Team three times.

Six All-Atlantic Coast Conference selections
Four ACC All-Tournament team selections
Three coaches and two media ACC All-Defensive Team selections
28 All-Colonial Athletic Conference selections
Three AP All-America players
Nine CAA All-Defensive Team selections

Eight CAA All-Rookie Team selections
Three Dean Ehlers Award winners - given to the CAA player who best meets the criteria of academic achievement, leadership and community service.

12 All-MAC Conference selections
Coached Antonio Daniels - MAC Player of the Year and MAC Freshman of the Year
Two MAC Freshman of the Year selections
Four MAC All-Freshman Team selections


LARRAÑAGA YEAR-BY-YEAR

Year	School	Overall W-L	Conference W-L	Finish	Post-Season
1977-78	American International	14-13			
1978-79	American International	13-13			
1986-87	Bowling Green	15-14	10-6	3	
1987-88	Bowling Green	12-16	7-9	t-5	
1988-89	Bowling Green	13-15	6-10	t-6	
1989-90	Bowling Green	18-11	9-7	t-3	NIT 0-1
1990-91	Bowling Green	17-13	9-7	t-4	NIT 0-1
1991-92	Bowling Green	14-15	8-8	5	
1992-93	Bowling Green	11-16	8-10	t-6	
1993-94	Bowling Green	18-10	12-6	t-2	
1994-95	Bowling Green	16-11	10-8	t-5	
1995-96	Bowling Green	14-13	9-9	t-6	
1996-97	Bowling Green	22-10	13-5	t-1	NIT 0-1
1997-98	George Mason	9-18	6-10	6	
1998-99	George Mason	19-11	13-3	1	NCAA 0-1
1999-00	George Mason	19-11	12-4	t-1	
2000-01	George Mason	18-12	11-5	3	NCAA 0-1
2001-02	George Mason	19-10	13-5	2	NIT 0-1
2002-03	George Mason	16-12	11-7	4	
2003-04	George Mason	23-10	12-6	3	NIT 2-1
2004-05	George Mason	16-13	10-8	6	
2005-06	George Mason	27-8	15-3	t-1	NCAA 4-1
2006-07	George Mason	18-15	9-9	5	
2007-08	George Mason	23-11	12-6	2	NCAA 0-1
2008-09	George Mason	22-11	13-5	2	NIT 0-1
2009-10	George Mason	17-15	12-6	4	CIT 0-1
2010-11	George Mason	27-7	16-2	1	NCAA 1-1
2011-12	Miami	20-13	9-7	t-4	NIT 1-1
2012-13	Miami	29-7	15-3	1	NCAA 2-1
2013-14	Miami	15-15	6-11		
Overall		534-369	296-185	10-14	


in program and conference history (273) en route to three conference titles (1999, 2001, 2008). A two-time CAA Coach of the Year honoree, Larrañaga earned the accolade in 2011, leading the Patriots to a 27-7 overall record and 16-2 conference mark en route to the CAA regular-season title and their fifth NCAA Tournament appearance under his leadership. Seeded a program-best eighth in the NCAA Tournament, George Mason rallied from a double-digit deficit to defeat ninth-seeded Villanova, 61-57, before falling to overall No. 1 seed Ohio State in the third round. In 2006, Larrañaga became the first coach at a mid-major school to take his team to the Final Four in 27 years and earned an at-large berth for a CAA team for the first time in 20 years. Along the way, he led Mason to a school record in wins, the school's first national ranking, George Mason's first appearance in the Top 10 and the school's first wins over Top 10 teams.

With 29 years of head coaching experience, the native of Bronx, N.Y., previously served as the head coach at Bowling Green for 11 seasons (1986-1997) and at Division II American International for two seasons (1977-79). His first coaching opportunity came at Davidson College, where he served as an assistant coach to Terry Holland. Davidson captured three Southern Conference regular-season championships and an NIT berth in his five years there, and he compiled a 47-12 record doubling as the freshman team coach. In 1976, he left Davidson and spent one season as player-coach for the Geronimo Basketball Club in Belgium. A 1971 graduate of Providence College with a degree in economics, Larrañaga was a four-year letterman for the Friars. As the team captain in his senior season, he led Providence to a 20-8 record and an NIT appearance. He graduated as the school's fifth all-time leading scorer with 1,258 points and was selected in the sixth round of the draft by the Detroit Pistons of the National Basketball Association. He was the team's top scorer as a sophomore and junior and was named New England's Division I Sophomore of the Year in 1969. He was inducted into the Providence College Hall of Fame in 1991.

Larrañaga, 64, and his wife, Liz, have two sons - Jay, who played for his father at Bowling Green and is an assistant coach with the Boston Celtics, and Jon, who was a member of his father's George Mason teams from 1999-2003 - and four grandchildren.



25
GARRIUS ADAMS
Gr. | G | 6-6 | 200
Apex, N.C. | Middle Creek




4
RAPHAEL AKPEJIORI
Sr. | F | 6-9 | 241
Lagos, Nigeria | Sunrise Christian (Kan.)




15
RION BROWN
Sr. | G | 6-6 | 211
Hinesville, Ga. | Liberty County




1
DEANDRE BURNETT
Fr. | G | 6-2 | 191
Miami, Fla. | Carol City




11
MIKE FERNANDEZ
Fr. | G | 6-1 | 189
Coral Gables, Fla. | Belen Jesuit




12
JUSTIN HELLER
Sr. | G | 6-2 | 177
Boca Raton, Fla. | West Boca Raton



23
TONYE JEKIRI
So. | C | 7-0 | 235
Hialeah, Fla. | Champagnat Catholic



35
JAMES KELLY
Jr. | F | 6-7 | 246
Ann Arbor, Mich. | Owens CC | Pioneer Pontiac, Mich.



22
DONNAVAN KIRK
Gr. | F | 6-9 | 228
DePaul | Detroit Country Day Brussels, Belgium




20
MANU LECOMTE
Fr. | G | 5-11 | 159
Athene des Pagodes Houston, Texas




10
SHELDON McCLELLAN
Jr. | G | 6-5 | 206
Texas | Bellaire



5
DAVON REED
Fr. | G | 6-6 | 208
Princeton, N.J. | Princeton Day



13
ANGEL RODRIGUEZ
Jr. | G | 5-11 | 181
San Juan, P.R. | Kansas State | Miami Krop



21
ERIK SWOOPE
Sr. | F | 6-5 | 220
Lake Elsinore, Calif. | Harvard-Westlake



JIM LARRAÑAGA
Head Coach



ERIC KONKOL
Assistant Coach




MICHAEL HUGER
Assistant Coach



CHRIS CAPUTO
Assistant Coach



ADAM FISHER
Director of Operations



JAMES KELLY

Junior | Forward | 6-7 | 246

#35

Ann Arbor, Mich. | Owens CC | Pioneer HS

Kelly Season Highs

Points
 Season: 18, at Charleston, 11/18/13
 ACC: 12, vs. Virginia Tech, 12/8/13

Rebounds
 Season: 9, vs. Virginia Tech, 12/8/13
 ACC: 9, vs. Virginia Tech, 12/8/13

Assists
 Season: 2 (2x) last vs. Texas Southern, 11/14/13
 ACC: 1 (4x) last at Clemson, 3/4/14

Steals
 Season: 2 (2x) last at Charleston, 11/18/13
 ACC: 1 (4x) last at Virginia Tech, 2/15/14

Blocked Shots
 Season: 2, at Cal State Fullerton, 11/29/13
 ACC: 1 (2x) last vs. Duke, 1/22/14

Field Goals
 Season: 7, vs. Texas Southern, 11/14/13
 ACC: 5, vs. Virginia Tech, 12/8/13

Field Goal Attempts
 Season: 14, vs. Virginia Tech, 12/8/13
 ACC: 14, vs. Virginia Tech, 12/8/13

Free Throws
 Season: 3 (3x) last vs. Duke, 1/22/14
 ACC: 3, vs. Duke, 1/22/14

Free Throw Attempts
 Season: 4 (3x) last vs. Duke, 1/22/14
 ACC: 4, vs. Duke, 1/22/14

3-Point Field Goals
 Season: 3 (3x) last at Virginia Tech, 2/15/14
 ACC: 3, at Virginia Tech, 2/15/14

3-Point Field Goal Attempts
 Season: 5, at Virginia Tech, 2/15/14
 ACC: 5, at Virginia Tech, 2/15/14

Foul Disqualifications
 Season: --
 ACC: --


Minutes
 Season: 35, vs. Arizona State, 12/1/13
 ACC: 31, vs. Virginia Tech, 12/8/13

- Prior to game vs. ND, was suspended indefinitely for violating team rules. Reinstated for game at NC State (3/1).
- Missed games against Maryland and Norfolk State due to lower extremity injury.
- Grabbed a rebound in all but two games.
- Played 20+ minutes 14 times.
- Began playing organized basketball junior year of high school after four-inch growth spurt.
- Good touch, very explosive and athletic.
- Catch and shoot from three and midrange.
- Inside-out talent.
- Spending more and more time in the gym to learn the game.
- Came to UM without visiting campus. Impressed by coaching staff's care for his schoolwork and off-the-court life.
- Increased bench 235 to 315 in four months, after never lifting weights before.
- Approach vertical: 37.5 | Bench max: 315
- Teammates compare him to former Cane DeQuan Jones for his personality and athleticism.
- Suite/roommates with Manu Lecomte, Davon Reed and Dre Burnett.
- One of eight players on the team recruited by Larrañaga staff.
- Averaged 17.9 points, 10.0 rebounds, 1.0 assist, 1.5 steals and 1.5 blocks per game in two seasons at Owens. Totaled 1,219 points, 678 rebounds, 105 blocks, 104 steals and 70 assists. First player in program history to record 1,000 points, 600 rebounds, 100 steals and 100 blocks in his career. 38 career double-doubles.
- Led the Ohio Community College Athletic Conference (OCCAC) in scoring (21.1 ppg) and rebounding (11.4 rpg), third in blocks (1.6bpg) and fourth in steals (2.3spg).
- NJCAA D-II Second Team All-American as a sophomore.
- Played in NJCAA Division II tournament semifinals.
- Born James Leo Kelly August 12, 1993. Son of Darlene Ison and Desi Kelly. Brother to Desi Kelly, Jr.
- Majoring in liberal arts.
- Recruited by Michigan State, New Mexico, West Virginia and Clemson.
- Played AAU for the Michigan Warriors.

KELLY CAREER STATISTICS

Season	GP	GS	Min.	Avg.	3-Point			Free Throws			Rebounds				Scoring										
					FG	FGA	Pct.	FT	FTA	Pct.	Off.	Def.	Tot.	Avg.	PF	FO	Ast.	TO	Blk	Stl	Pts.	Avg.			
2013-14	24	11	463	19.3	65	130	.500	15	35	.429	18	27	.667	25	69	94	3.9	41	0	14	17	11	11	163	6.8

KELLY 2013-14		TOTAL					3-PTS			FREE THROWS			REBOUNDS				PF	FO	A	TO	Blk	Stl	Pts	Avg
Opponent	Date	GS	Min	FG	FGA	Pct	3FG	FGA	Pct	FT	FTA	Pct	Off	Def	Tot	Avg								
SFB	11-08-13	5	0	0	.000	0	0	.000	0	0	.000	3	1	4	4.0	2	0	0	2	0	0	0	0	0.0
GA. SOUTHERN	11-11-13	20	5	8	.625	0	1	.000	0	0	.000	2	0	2	3.0	2	0	2	0	0	1	10	5.0	
TEXAS SOUTHERN	11-14-13	28	7	11	.636	3	4	.750	0	0	.000	1	6	7	4.3	3	0	2	1	0	2	17	9.0	
at Charleston	11-18-13	* 33	6	9	.667	3	3	1.000	3	4	.750	0	4	4	4.3	2	0	1	0	1	2	18	11.3	
UCF	11-21-13	* 16	1	4	.250	0	2	.000	0	0	.000	2	2	4	4.2	3	0	1	1	1	0	2	9.4	
vs George Washington	11-28-13	28	5	9	.556	0	0	.000	1	2	.500	2	4	6	4.5	2	0	0	0	1	0	11	9.7	
at Cal State Fullerton	11-29-13	* 24	4	7	.571	1	2	.500	1	2	.500	1	6	7	4.9	3	0	1	0	2	0	10	9.7	
vs Arizona State	12-01-13	* 35	4	7	.571	0	2	.000	3	4	.750	0	6	6	5.0	3	0	1	1	1	0	11	9.9	
at Nebraska	12-04-13	* 28	1	4	.250	0	2	.000	0	0	.000	0	5	5	5.0	0	0	0	1	1	0	2	9.0	
VIRGINIA TECH	12-08-13	* 31	5	14	.357	0	1	.000	2	2	1.000	3	6	9	5.4	4	0	0	2	0	1	12	9.3	
at Savannah State	12-19-13	* 26	3	5	.600	0	1	.000	0	1	.000	2	6	8	5.6	0	0	1	2	0	1	6	9.0	
LA SALLE	12-22-13	* 20	4	7	.571	1	1	1.000	1	2	.500	0	3	3	5.4	1	0	0	2	1	1	10	9.1	
LOYOLA	12-30-13	* 29	5	8	.625	1	1	1.000	0	0	.000	2	4	6	5.5	2	0	1	0	1	0	11	9.2	
at Syracuse	01-04-14	* 28	4	5	.800	0	1	.000	0	0	.000	1	2	3	5.3	1	0	1	2	0	0	8	9.1	
at UNC	01-08-14	* 10	0	1	.000	0	1	.000	1	2	.500	0	1	1	5.0	2	0	0	0	1	1	1	8.6	
FLORIDA STATE	01-15-14	18	1	5	.200	1	3	.333	1	2	.500	3	1	4	4.9	2	0	0	1	0	1	4	8.3	
at Georgia Tech	01-18-14	3	0	0	.000	0	0	.000	0	0	.000	0	0	0	4.6	1	0	0	0	0	0	0	7.8	
DUKE	01-22-14	16	2	4	.500	1	2	.500	3	4	.750	0	2	2	4.5	1	0	0	1	1	0	8	7.8	
SYRACUSE	01-25-14	25	2	6	.333	0	0	.000	2	2	1.000	0	3	3	4.4	3	0	1	0	0	0	6	7.7	
PITTSBURGH	02-05-14	1	0	1	.000	0	1	.000	0	0	.000	0	1	1	4.3	0	0	0	0	0	0	0	7.4	
NC STATE	02-08-14	6	1	2	.500	0	0	.000	0	0	.000	1	1	2	4.1	0	0	0	1	0	0	2	7.1	
at Florida State	02-10-14	3	1	1	1.000	1	1	1.000	0	0	.000	0	0	0	4.0	0	0	0	0	0	0	3	6.9	
at Virginia Tech	02-15-14	21	3	8	.375	3	5	.600	0	0	.000	1	4	5	4.0	3	0	1	0	0	1	9	7.0	
at Clemson	03-04-14	9	1	4	.250	0	1	.000	0	0	.000	1	1	2	3.9	1	0	1	0	0	0	2	6.8	



DONNAN KIRK #22

Graduate | Forward | 6-9 | 228

Pontiac, Mich. | DePaul | Detroit Country Day HS

- 10+ rebounds four times.
- Started all but two games.
- Multiple blocks in 13 games.

- Played 17 games at Miami before transferring to DePaul for redshirt sophomore season. Returned to Miami for graduate school after playing two full seasons for Blue Demons.
- Lean but strong athlete who benches 305 pounds.
- Approach vertical: 37.5 | Bench max: 305 | 185 test: 19
- Ability to score in and out, hitting shots from long range or in the paint.
- Exceptional shot-blocking timing.
- Very good student, earned B.S. in marketing with an emphasis in sales leadership from DePaul. Currently working on masters in community & social change at Miami.
- Block to foul ratio is notable.
- Nationally ranked in blocks after posting 50 blocks for DePaul a season ago.
- One of eight players on the team recruited by Larrañaga staff.
- Roommate with Garris Adams both in 2009 and now.
- 12th in DePaul history with 82 blocked shots in a Blue Demon uniform.
- Played in just four games as a true freshman at Miami due to back injury. Earned the team's "Iron Man Award", in recognition of the UM men's basketball player who has exhibited dedication in the classroom, locker room and weight room.
- Participated in the 2009 Academic All-American Classic, featuring the country's top basketball players that also excelled in the classroom.
- Played AAU basketball for The Family.
- Recruited out of high school by Michigan State, USF and USC.
- Born Donovan Lewis Kirk July 22, 1991. Son of Eric Kirk and Tanya Orr. Brother, Eric Jr. and two sisters, Paige and Bria.

MIAMI 2009-10			
Opposition	P	R	A
N.C. Central	4	4	0
Nova Southeastern	4	5	0
vs. Tulane	2	0	0
vs. UNC-W	0	0	0

MIAMI 2010-11			
Opposition	P	R	A
Jacksonville	0	0	0
at Memphis	6	4	0
N.C. Central	6	4	0
at Rutgers	0	0	0
McNeese State	4	3	0
at FGCU	6	6	0
Ole Miss	1	1	0
West Virginia	2	1	0
Stetson	6	0	0
vs UCF	4	1	0
vs Oral Roberts	0	1	0
vs Rice	0	0	0
vs Akron	0	1	0

DEPAUL 2011-12			
Opposition	P	R	A
vs Minnesota	2	0	0
vs Texas Tech	2	4	0
vs Arizona State	0	1	0
at Northern Illinois	0	2	0
Arkansas PB	6	6	0
Cal Poly	0	4	0
Syracuse	14	3	1
Pittsburgh	2	8	0
at Louisville	0	2	0
Georgetown	4	1	0
USF	0	1	0
at Rutgers	0	2	0
St. John's	6	2	0
at Cincinnati	0	3	1
Marquette	4	7	0
at Notre Dame	8	5	0
at Connecticut	0	5	1
Louisville	11	4	1
at St. John's	6	5	0
Providence	4	11	0
at West Virginia	0	2	1
Seton Hall	8	8	0
vs Connecticut	4	6	0


DEPAUL 2012-13			
Opposition	P	R	A
UC Riverside	8	4	1
Gardner-Webb	8	2	0
Austin Peay	2	2	2
vs Wichita State	5	4	0
vs W. Kentucky	9	5	1
Fairfield	10	9	0
at Auburn	7	3	1
at Chicago State	3	3	0
Milwaukee	14	1	0
at Arizona State	2	2	1
Northern Ill.	2	0	1
UMBC	5	5	0
Loyola-Chicago	6	1	0
Seton Hall	2	1	0
at Providence	8	6	0
Cincinnati	4	4	0
St. John's	6	5	0
at Pittsburgh	3	3	0
at St. John's	6	6	1
Notre Dame	11	7	1
Villanova	3	4	1
at Marquette	16	4	0
at Notre Dame	16	4	0
Rutgers	11	7	0
at Georgetown	8	8	1
Connecticut	6	2	0
Louisville	2	9	0
at USF	5	2	0
at Syracuse	2	3	1
Pittsburgh	0	2	1
vs Rutgers	2	3	0

Kirk Season / Career Highs

- Points**
 Season: 21, vs. Florida State, 1/15/14
 Career: 21, vs. Florida State, 1/15/14
 ACC: 21, vs. Florida State, 1/15/14
- Rebounds**
 Season: 11, (2x) last vs. Virginia Tech, 12/8/13
 Career: 11 (2x) last vs. Virginia Tech, 12/8/13
 ACC: 11, vs. Virginia Tech, 12/8/13
- Assists**
 Season: 2, vs. UCF, 11/21/13
 Career: 2 (2x) last vs. UCF, 11/21/13
 ACC: 1 (2x) last vs. Pittsburgh, 2/5/14
- Steals**
 Season: 2 (2x) last at Maryland, 1/29/14
 Career: 2 (9x), last at Maryland, 1/29/14
 ACC: 2, at Maryland, 1/29/14
- Blocked Shots**
 Season: 4 (4x) last vs. Florida State, 1/15/14
 Career: 8, vs. Providence 2/25/12
 ACC: 4 (2x) vs. Florida State, 1/15/14
- Field Goals**
 Season: 9, vs. Florida State, 1/15/14
 Career: 9, vs. Florida State, 1/15/14
 ACC: 9, vs. Florida State, 1/15/14
- Field Goal Attempts**
 Season: 13, vs. Ga. Southern, 11/11/13
 Career: 13 (2x) last vs. Ga. Southern, 11/11/13
 ACC: 12, vs. Florida State, 1/15/14
- Free Throws**
 Season: 6, vs. Norfolk State, 2/1/14
 Career: 6, vs. Norfolk State, 2/1/14
 ACC: 3, at Georgia Tech, 1/18/14
- Free Throw Attempts**
 Season: 8, vs. Norfolk State, 2/3/14
 Career: 8, vs. Norfolk State, 2/3/14
 ACC: 4 (2x) last at Maryland, 1/29/14
- 3-Point Field Goals**
 Season: 3, vs. Florida State, 1/15/14
 Career: 3, vs. Florida State, 1/15/14
 ACC: 3, vs. Florida State, 1/15/14
- 3-Point Field Goal Attempts**
 Season: 4 (2x) last at Maryland, 1/29/14
 Career: 4 (2x) last at Maryland, 1/29/14
 ACC: 4 (2x) last at Maryland, 1/29/14
- Foul Disqualifications**
 Season: 1, at North Carolina, 1/8/14
 Career: 4, last vs. Providence 1/5/13
 ACC: 1, at North Carolina, 1/8/14
- Minutes**
 Season: 39, vs. GWU, 11/28/13
 Career: 39 (2x) last vs. GWU, 11/28/13
 ACC: 37, at Maryland, 1/29/14

KIRK MIAMI CAREER STATISTICS													3-Point				Free Throws			Rebounds				Scoring		
Season	GP	GS	Min.	Avg.	FG	FGA	Pct.	FG	FGA	Pct.	FT	FTA	Pct.	Off.	Def.	Tot.	Avg.	PF	FO	Ast.	TO	Blk	Stl	Pts.	Avg.	
2009-10	4	0	26	6.5	4	7	.571	0	0	.000	2	2	1.000	4	5	9	2.3	2	0	0	3	0	2	10	2.5	
2010-11	13	3	124	9.5	13	32	.406	0	2	.000	9	10	.900	7	14	21	1.6	18	0	0	14	4	2	35	2.7	
2013-14	30	28	800	26.7	93	204	.456	12	40	.300	35	58	.603	67	85	152	5.1	60	1	5	37	46	11	233	7.8	
TOTAL	47	31	950	20.2	110	243	.453	12	42	.286	46	70	.657	78	104	182	3.9	80	1	5	54	50	15	278	5.9	

DEPAUL STATS																												
Season	GP	GS	Min.	Avg.	FG	FGA	Pct.	3-PTS	3FG	FGA	Pct.	FREE THROWS	FT	FTA	Pct.	REBOUNDS	Off	Def	Tot	Avg	PF	FO	A	TO	Blk	Stl	Pts	Avg
2011-12	23	4	415	18.0	32	73	.438	3	9	.333	14	20	.700	31	61	92	4.0	60	3	5	11	32	10	81	3.5			
2012-13	31	30	791	25.5	78	159	.491	12	31	.387	24	34	.706	40	81	121	3.9	65	1	14	23	50	11	192	6.2			
TOTAL	54	34	1206	22.3	110	232	.474	15	40	.375	38	54	.704	71	142	213	3.9	125	4	19	34	82	21	273	5.1			



MANU LECOMTE #20

Freshman | Guard | 5-11 | 159

Brussels, Belgium | Athene des Pagodes

- An assist in all but three games. Multiple assists 19 times and 4+ six times.
- Hit multiple 3-pointers in eight games.
- Grabbed 4+ rebounds eight times.
- Team's only pure point guard. Can shoot the three or pull up for jumpers.
- Played as an amateur at the pro level in Belgium since he was 16.
- Head coach Larrañaga and assistant coach Michael Huger both played pro ball in Belgium.
- Young collegiate player, turning 18 in August of his freshman year at Miami.
- Very good shooter who averages in upper 60s in five minutes of threes drill.
- Adjusted well to American culture and has acclimated himself well to Miami.
- Did not visit campus before attending UM.
- Improved strength in short amount of time.
- Approach vertical: 35.5 | Bench max: 245 | 185 test: 11
- Very professional about his game, wants to improve, spends a lot of time working at it.
- One of eight players on the team recruited by Larrañaga staff
- Suite/roommates with James Kelly, Davon Reed and Dre Burnett.
- Born Emmanuel Lecomte [la-conn-t] Aug. 16, 1995. Goes by Manu [man-ew].
- Son of Philippe and Marie. Brother to Christina.
- First language is French. Mother is Cameroonian and father is Belgian.
- Played for second division Mons-Hainant Belfius in Belgium where he averaged 12.4 points, 2.8 rebounds, and 3.2 assists per game
- Majoring in economics.
- Competed in Belgium's U16, U18 and U20 championships, most recently playing in the U18 European Championship, where he led his country in scoring with 12.0 ppg and 2.9 assists in eight outings.
- Also recruited by Gonzaga, Creighton and UAB.

Lecomte Season Highs

Points	Season: 19, at Maryland, 1/29/14
	ACC: 19, at Maryland, 1/29/14
Rebounds	Season: 5 (2x), last at Virginia, 2/26/14
	ACC: 5 (2x), last at Virginia, 2/26/14
Assists	Season: 7, at North Carolina, 1/8/14
	ACC: 7, at North Carolina, 1/8/14
Steals	Season: 2 (3x) last at Clemson, 3/4/14
	ACC: 2, at Clemson, 3/4/14
Blocked Shots	Season: 1, vs. Ga. Southern, 11/11/13
	ACC: --
Field Goals	Season: 8, at Maryland, 1/29/14
	ACC: 8, at Maryland, 1/29/14
Field Goal Attempts	Season: 12, at Georgia Tech, 1/18/14
	ACC: 12, at Georgia Tech, 1/18/14
Free Throws	Season: 6 (3x) last at Georgia Tech, 1/18/14
	ACC: 6 (2x) last at Georgia Tech, 1/18/14
Free Throw Attempts	Season: 8, at North Carolina, 1/8/14
	ACC: 8, at North Carolina, 1/8/14
3-Point Field Goals	Season: 3, (3x) last at NC State, 3/1/14
	ACC: 3, (2x) last at NC State, 3/1/14
3-Point Field Goal Attempts	Season: 4, (5x) last vs. Norfolk State, 2/1/14
	ACC: 4, (2x) last at Maryland, 1/29/14
Foul Disqualifications	Season: --
	ACC: --
Minutes	Season: 38, at North Carolina, 1/8/14
	ACC: 38, at North Carolina, 1/8/14

LECOMTE CAREER STATISTICS

Season	GP	GS	Min.	Avg.	3-Point			Free Throws			Rebounds				Scoring										
					FG	FGA	Pct.	FT	FTA	Pct.	Off.	Def.	Tot.	Avg.	PF	FO	Ast.	TO	Blk	Stl	Pts.	Avg.			
2013-14	30	15	836	27.9	78	184	.424	25	61	.410	54	69	.783	21	42	63	2.1	56	0	68	53	1	18	235	7.8

LECOMTE 2013-14		TOTAL					3-PTS			FREE THROWS			REBOUNDS											
Opponent	Date	GS	Min	FG	FGA	Pct	3FG	FGA	Pct	FT	FTA	Pct	Off	Def	Tot	Avg	PF	FO	A	TO	Blk	Stl	Pts	Avg
SFB	11-08-13	*	34	3	10	.300	0	2	.000	3	4	.750	0	1	1	1.0	2	0	1	2	0	2	9	9.0
GA. SOUTHERN	11-11-13	*	36	4	8	.500	2	4	.500	2	2	1.000	1	3	4	2.5	1	0	1	0	1	1	12	10.5
TEXAS SOUTHERN	11-14-13	*	33	4	8	.500	2	4	.500	2	2	1.000	2	1	3	2.7	1	0	4	0	0	2	12	11.0
at Charleston	11-18-13	*	33	4	8	.500	0	0	.000	6	6	1.000	0	4	4	3.0	4	0	5	3	0	0	14	11.8
UCF	11-21-13	*	33	0	6	.000	0	2	.000	0	0	.000	0	0	0	2.4	2	0	2	3	0	0	0	9.4
vs George Washington	11-28-13	*	25	2	6	.333	1	2	.500	0	0	.000	2	0	2	2.3	2	0	0	2	0	0	5	8.7
at Cal State Fullerton	11-29-13		15	2	4	.500	0	2	.000	0	0	.000	0	3	3	2.4	1	0	1	0	0	1	4	8.0
vs Arizona State	12-01-13		10	1	3	.333	0	0	.000	0	0	.000	0	1	1	2.3	0	0	1	0	0	0	2	7.3
at Nebraska	12-04-13		23	2	4	.500	0	0	.000	1	3	.333	0	2	2	2.2	4	0	4	4	0	0	5	7.0
VIRGINIA TECH	12-08-13		27	3	8	.375	0	1	.000	1	2	.500	0	4	4	2.4	2	0	2	3	0	1	7	7.0
at Savannah State	12-19-13		32	2	3	.667	2	2	1.000	4	4	1.000	0	2	2	2.4	1	0	4	2	0	2	10	7.3
LA SALLE	12-22-13		28	2	6	.333	0	1	.000	1	2	.500	1	3	4	2.5	3	0	2	0	0	1	5	7.1
LOYOLA	12-30-13		20	2	3	.667	1	1	1.000	1	2	.500	0	0	0	2.3	2	0	3	0	0	1	6	7.0
at Syracuse	01-04-14		25	3	6	.500	2	4	.500	0	0	.000	0	0	0	2.1	1	0	0	2	0	1	8	7.1
at UNC	01-08-14		38	2	7	.286	1	1	1.000	6	8	.750	0	3	3	2.2	2	0	7	2	0	0	11	7.3
FLORIDA STATE	01-15-14	*	37	1	7	.143	0	2	.000	0	0	.000	0	1	1	2.1	2	0	6	0	0	0	2	7.0
at Georgia Tech	01-18-14	*	37	5	12	.417	0	3	.000	6	6	1.000	2	2	4	2.2	1	0	3	3	0	1	16	7.5
DUKE	01-22-14	*	23	1	2	.500	0	0	.000	2	2	1.000	0	0	0	2.1	2	0	2	6	0	0	4	7.3
SYRACUSE	01-25-14	*	20	1	2	.500	1	2	.500	0	0	.000	0	0	0	2.0	1	0	1	0	0	0	3	7.1
at Maryland	01-29-14	*	35	8	11	.727	3	4	.750	0	2	.000	0	0	0	1.9	1	0	2	5	0	0	19	7.7
NORFOLK STATE	02-01-14	*	28	4	6	.667	3	4	.750	2	2	1.000	2	1	3	2.0	4	0	2	0	0	0	13	8.0
PIITTSBURGH	02-05-14	*	35	2	7	.286	0	3	.000	4	6	.667	3	2	5	2.1	3	0	2	3	0	0	8	8.0
NC STATE	02-08-14	*	29	4	10	.400	1	3	.333	4	6	.667	3	1	4	2.2	3	0	1	2	0	1	13	8.2
at Florida State	02-10-14		14	1	3	.333	0	0	.000	4	4	1.000	0	0	0	2.1	1	0	3	1	0	1	6	8.1
at Virginia Tech	02-15-14		19	0	5	.000	0	3	.000	0	0	.000	0	0	0	2.0	1	0	2	1	0	0	0	7.8
NOTRE DAME	02-19-14		22	3	5	.600	2	3	.667	0	0	.000	1	0	1	2.0	1	0	2	3	0	0	8	7.8
BOSTON COLLEGE	02-22-14		31	5	7	.714	1	2	.500	0	0	.000	1	2	3	2.0	3	0	1	2	0	1	11	7.9
at Virginia	02-26-14		28	1	5	.200	0	1	.000	1	2	.500	2	3	5	2.1	1	0	0	1	0	0	3	7.7
at NC State	03-01-14		36	4	6	.667	3	3	1.000	4	4	1.000	0	2	2	2.1	2	0	3	3	0	0	15	8.0
at Clemson	03-04-14	*	30	2	6	.333	0	2	.000	0	0	.000	1	1	2	2.1	2	0	1	0	0	2	4	7.8



DAVON REED

Freshman | Guard | 6-6 | 208

#5

Ewing, N.J. | Princeton Day School (N.J.)

Reed Season Highs

Points
 Season: 19 vs. Arizona State, 12/1/13
 ACC: 16, vs. Syracuse, 1/25/14

Rebounds
 Season: 5 (2x) last vs. Virginia Tech, 12/8/13
 ACC: 5, vs. Virginia Tech, 12/8/13

Assists
 Season: 7, vs. Loyola, 12/30/13
 ACC: 2, at Florida State, 2/10/14

Steals
 Season: 2 (4x) last vs. Loyola, 12/30/13
 ACC: 1 (5x) last at Virginia, 2/26/14

Blocked Shots
 Season: 1 (4x) last at Florida State, 2/10/14
 ACC: 1 (2x) last at Florida State, 2/10/14

Field Goals
 Season: 7, vs. UCF, 11/21/13
 ACC: 5, vs. Syracuse, 1/25/14

Field Goal Attempts
 Season: 12, at Cal State Fullerton, 11/29/13
 ACC: 10 (2x) last vs. Notre Dame, 2/19/14

Free Throws
 Season: 5, vs. Loyola, 12/30/13
 ACC: 4, vs. Notre Dame, 2/19/14

Free Throw Attempts
 Season: 6, vs. Arizona State, 12/1/13
 ACC: 4 (2x) last vs. Notre Dame, 2/19/14

3-Point Field Goals
 Season: 5, vs. Arizona State, 12/1/13
 ACC: 3, vs. Syracuse, 1/25/14

3-Point Field Goal Attempts
 Season: 8, vs. Arizona State, 12/1/13
 ACC: 6, at Virginia Tech, 2/15/14

Foul Disqualifications
 Season: --
 ACC: --


Minutes
 Season: 36 (2x) last vs. Arizona State, 12/1/13
 ACC: 32, vs. Virginia Tech, 12/8/13

- Scored in last 13 of 14 games.
- Scored in double digits six times this season.
- Hit a three in nine of last 11 games.
- Has a rebound in all but five games.
- Focused. Structured. Determined. Competitive. True student of the game. Will do whatever it takes to win.
- Roommate James Kelly says Reed is the most organized and focused person he's ever met.
- A 3 guard who is playing out of position at the point for Miami.
- Improved bench 175 to 250 pounds in four months.
- Approach vertical: 40.5 | Bench max: 250 | 185 test: 11
- One of eight players on the team recruited by Larrañaga staff.
- Suite/roommates with Manu Lecomte, Davon Reed and Dre Burnett.
- Four-star swingman listed as a Top 100 player (No. 97) by Rivals.com and No. 78 in the Class of 2013 by ESPN
- Third-best talent in New Jersey and 18th best nationally at the shooting guard position, according to ESPN.com.
- Kevin Durant Skills Academy. McDonald's All-American candidate.
- 2,000 point scorer. Averaged 24 points and 10 rebounds as a senior.
- Youth Role Model Award from Join-Effort Princeton for both dedication to his community and excellence in his personal life.
- Born Davon Malcolm Reed June 11, 1995. Son of David Reed and Rose Reed. Brother to Miles.
- Majoring in sports administration
- Played AAU ball with Team Final.
- Chose Miami over offers from Wake Forest, Cincinnati, Xavier and Memphis.

REED CAREER STATISTICS

Season	GP	GS	Min.	Avg.	3-Point			Free Throws			Rebounds				Scoring										
					FG	FGA	Pct.	FT	FTA	Pct.	Off.	Def.	Tot.	Avg.	PF	FO	Ast.	TO	Blk	Stl	Pts.	Avg.			
2013-14	30	10	632	21.1	62	188	.330	34	99	.343	33	51	.647	11	42	53	1.8	50	0	36	41	4	15	191	6.4

REED 2013-14		TOTAL				3-PTS			FREE THROWS			REBOUNDS												
Opponent	Date	GS	Min	FG	FGA	Pct	3FG	FGA	Pct	FT	FTA	Pct	Off	Def	Tot	Avg	PF	FO	A	TO	Blk	Stl	Pts	Avg
SFB	11-08-13	18	1	5	.200	0	1	.000	1	2	.500	0	1	1	1.0	1	0	0	0	0	0	1	3	3.0
GA. SOUTHERN	11-11-13	21	1	5	.200	1	4	.250	4	4	1.000	0	1	1	1.0	4	0	2	1	0	0	7	5.0	
TEXAS SOUTHERN	11-14-13	27	4	8	.500	3	4	.750	0	1	.000	2	1	3	1.7	0	0	3	1	0	0	11	7.0	
at Charleston	11-18-13	26	1	6	.167	1	2	.500	0	0	.000	1	1	2	1.8	3	0	3	2	1	0	3	6.0	
UCF	11-21-13	26	7	10	.700	3	5	.600	0	0	.000	1	4	5	2.4	2	0	1	2	1	2	17	8.2	
vs George Washington	11-28-13	35	2	7	.286	2	5	.400	0	0	.000	0	2	2	2.3	2	0	2	3	0	2	6	7.8	
at Cal State Fullerton	11-29-13	* 36	4	12	.333	1	6	.167	0	2	.000	0	3	3	2.4	1	0	2	1	0	0	9	8.0	
vs Arizona State	12-01-13	* 36	5	10	.500	5	8	.625	4	6	.667	0	1	1	2.3	3	0	2	2	0	0	19	9.4	
at Nebraska	12-04-13	* 31	2	11	.182	1	6	.167	0	0	.000	1	1	2	2.2	2	0	2	2	0	2	5	8.9	
VIRGINIA TECH	12-08-13	* 32	4	10	.400	1	3	.333	1	2	.500	2	3	5	2.5	0	0	0	3	0	0	10	9.0	
at Savannah State	12-19-13	* 22	3	5	.600	1	2	.500	1	5	.200	0	1	1	2.4	2	0	1	3	0	1	8	8.9	
LA SALLE	12-22-13	* 25	3	8	.375	1	5	.200	1	1	1.000	0	0	0	2.2	2	0	4	1	0	0	8	8.8	
LOYOLA	12-30-13	* 31	1	6	.167	1	5	.200	5	5	1.000	0	2	2	2.2	0	0	7	3	0	2	8	8.8	
at Syracuse	01-04-14	* 20	1	3	.333	1	3	.333	2	2	1.000	0	0	0	2.0	1	0	1	1	0	0	5	8.5	
at UNC	01-08-14	* 10	0	3	.000	0	1	.000	0	0	.000	0	2	2	2.0	0	0	0	2	0	0	0	7.9	
FLORIDA STATE	01-15-14	14	0	4	.000	0	4	.000	0	0	.000	0	1	1	1.9	0	0	0	1	0	0	0	7.4	
at Georgia Tech	01-18-14	7	1	2	.500	0	0	.000	1	2	.500	0	0	0	1.8	1	0	0	1	0	0	3	7.2	
DUKE	01-22-14	15	1	4	.250	0	0	.000	0	1	.000	1	1	2	1.8	1	0	0	0	0	1	2	6.9	
SYRACUSE	01-25-14	25	5	8	.625	3	4	.750	3	3	1.000	0	2	2	1.8	3	0	0	2	1	0	16	7.4	
at Maryland	01-29-14	18	2	6	.333	1	3	.333	1	1	1.000	0	1	1	1.8	2	0	1	1	0	1	6	7.3	
NORFOLK STATE	02-01-14	19	1	5	.200	1	2	.500	1	2	.500	1	3	4	1.9	2	0	1	2	0	0	4	7.1	
PITTSBURGH	02-05-14	* 22	1	9	.111	1	3	.333	1	2	.500	0	3	3	2.0	2	0	1	1	0	1	4	7.0	
NC STATE	02-08-14	15	1	3	.333	1	3	.333	0	0	.000	0	1	1	1.9	4	0	1	3	0	0	3	6.8	
at Florida State	02-10-14	16	2	4	.500	0	1	.000	3	4	.750	1	1	2	1.9	0	0	2	0	1	0	7	6.8	
at Virginia Tech	02-15-14	9	2	8	.250	1	6	.167	0	0	.000	1	1	2	1.9	3	0	0	0	0	0	5	6.8	
NOTRE DAME	02-19-14	24	3	10	.300	2	4	.500	4	4	1.000	0	3	3	2.0	1	0	0	2	0	1	12	7.0	
BOSTON COLLEGE	02-22-14	14	0	1	.000	0	1	.000	0	0	.000	0	0	0	1.9	4	0	0	0	0	0	0	6.7	
at Virginia	02-26-14	16	1	8	.125	0	4	.000	0	2	.000	0	1	1	1.9	2	0	0	0	0	1	2	6.5	
at NC State	03-01-14	9	2	3	.667	1	1	1.000	0	0	.000	0	0	0	1.8	2	0	0	1	0	0	5	6.5	
at Clemson	03-04-14	13	1	4	.250	1	3	.333	0	0	.000	0	1	1	1.8	0	0	0	0	0	0	3	6.4	



ERIK SWOOPE

Senior | Forward | 6-5 | 220

#21

Lake Elsinore, Calif. | Harvard-Westlake

Swoope Season / Career Highs

Points
 Season: 15, at NC State, 3/1/14
 Career: 15, at NC State, 3/1/14
 ACC: 15, at NC State, 3/1/14

Rebounds
 Season: 9, vs. Boston College, 2/22/14
 Career: 9, vs. Boston College, 2/22/14
 ACC: 9, vs. Boston College, 2/22/14

Assists
 Season: 4, vs. Boston College, 2/22/14
 Career: 4, vs. Boston College, 2/22/14
 ACC: 4, vs. Boston College, 2/22/14

Steals
 Season: 2 (2x) last at Virginia, 2/26/14
 Career: 3 (3x) last vs. Rutgers 11/15/11
 ACC: 3, vs. Florida State, 1/19/11

Blocked Shots
 Season: 4, vs. Norfolk State, 2/3/14
 Career: 4, vs. Norfolk State, 2/3/14
 ACC: 2, vs. Pittsburgh, 2/5/14

Field Goals
 Season: 7, at Clemson, 3/4/14
 Career: 7, at Clemson, 3/4/14
 ACC: 7, at Clemson, 3/4/14

Field Goal Attempts
 Season: 10, at Clemson, 3/4/14
 Career: 10, at Clemson, 3/4/14
 ACC: 10, at Clemson, 3/4/14

Free Throws
 Season: 9, at Virginia, 2/26/14
 Career: 9, at Virginia, 2/26/14
 ACC: 9, at Virginia, 2/26/14

Free Throw Attempts
 Season: 10, at Virginia, 2/26/14
 Career: 10, at Virginia, 2/26/14
 ACC: 10, at Virginia, 2/26/14

3-Point Field Goals
 Season: 1, at Nebraska, 12/4/13
 Career: 1 (2x) last at Nebraska, 12/4/13
 ACC: --

3-Point Field Goal Attempts
 Season: 3, at Nebraska, 12/4/13
 Career: 3, at Nebraska, 12/4/13
 ACC: 1 (5x) last at Florida State, 2/10/14

Foul Disqualifications
 Season: --
 Career: 3 - 1 in 2010-11; 2 in 2011-12
 ACC: --

Minutes
 Season: 38, vs. Boston College, 2/22/14
 Career: 38, vs. Boston College, 2/22/14
 ACC: 38, vs. Boston College, 2/22/14

- Double-digit points in four-straight games.
- 18+ minutes in last 10 games.
- Made first start of senior season at Florida State.
- Grabbed a rebound in all but six outings.
- Broke out vs. BC posting career bests with 14 points (tied high), 9 rebounds, 4 assists, 5 field goals (tied), four made free throws (tied) and 38 minutes.
- Set new career high of 15 points two games later, at NC State.

- Extremely athletic, incredible physique, bouncy.
- Attacks basket with reckless abandon, and has ability to finish plays in traffic.
- Plays both the three and four positions. Plays bigger than his height.
- Studies Dennis Rodman videos to perfect his role as a rebounder and defender.
- Lost 20 pounds since March by swimming and rowing, but gained 25 pounds on bench press, up from 340 to 365 lbs. Squats 495 lbs.
- Spent time shooting this summer, improved free throw shooting.
- Focused, diligent worker.
- Approach vertical: 40 | Bench max: 365 | 185 test: 25
- Improved bench max 275 to 340 pounds, standing vertical jump 27.5 to 32 inches and 185 test 15 to 21 reps in junior season.
- One of four seniors not recruited by Larrañaga staff. (Akpejori, Brown, Swoope, Adams).
- Born Erik Hamilton Swoope [Swope] May 8, 1992. Son of Denise and Gerald Swoope. Brother to Devin Swoope.
- Majoring in economics.
- Practicing yoga for four years.
- 2011 ACC All-Academic Basketball Team.
- Rated as No. 41 power forward by ESPN.
- As a senior, averaged 21.8 points, 8.9 rebounds, 1.6 assists and 1.5 blocks per game, converting 74 percent from field and 71 percent from foul line.
- Played AAU basketball for Pump N' Run Elite.
- Attended same high school that produced NBA players Jason Collins (Atlanta Hawks) and Jarron Collins (Phoenix Suns).

2010-11			
Opposition	P	R	A
Jacksonville	0	0	0
at Memphis	1	0	0
N.C. Central	4	6	1
at Rutgers	0	0	0
McNeese St.	0	0	0
at FGCU	0	1	0
UCF	0	0	0
Oral Roberts	0	0	0
Rice	4	1	1
Akron	3	3	0
Pepperdine	13	4	1
at Duke	6	2	0
at Clemson	0	2	1
BC	4	1	0
Florida St.	5	2	1
at NC State	0	0	0
UNC	0	0	0
at Virginia Tech	0	0	0
Georgia Tech	0	1	0
Virginia	0	1	0
at Wake Forest	0	1	0
Duke	0	0	0
at UNC	0	1	0
at Florida St.	0	1	0
at Georgia Tech	0	2	0
Virginia	0	0	0
FAU	0	0	0
Missouri St.	0	0	0
at Alabama	0	0	0

2011-12			
Opposition	P	R	A
Tennessee Tech	11	6	1
Rutgers	6	8	1
UNF	8	3	1
FGU	4	3	0
at Ole Miss	6	3	0
at Purdue	4	1	1
UMass	6	2	1
Memphis	2	4	0
at West Virginia	0	3	2
vs. FAU	2	1	0
at Charlotte	0	1	0
Appalachian St.	2	0	0
UNCG	0	0	0
at North Carolina	0	0	0
NC State	1	0	0
at Boston College	0	0	0
Maryland	0	2	0
Virginia Tech	0	0	0
Wake Forest	0	0	0
Boston College	0	2	0
at Georgia Tech	0	0	0
vs. Florida State	0	0	0
Minnesota	2	1	0

2012-13			
Opposition	P	R	A
Stetson	0	0	0
at FGCU	0	0	0
Jacksonville	7	2	1
Detroit	0	1	0
Charlotte	4	4	0
at UCF	3	0	0
at Hawai'i	0	0	0
vs. Arizona	0	0	0
La Salle	4	4	1
at Georgia Tech	0	1	0
Maryland	0	0	0
at Boston College	0	4	0
Duke	1	0	0
Florida State	2	1	0
Boston College	0	1	0
North Carolina	0	1	0
at Florida State	2	0	0
at Clemson	2	3	0
at Wake Forest	4	2	0
Virginia Tech	0	1	0
at Duke	0	2	1
Clemson	0	0	0
vs. Boston College	0	2	0
vs. NC State	0	1	0
vs. North Carolina	2	0	0
vs. Pacific	6	0	0
vs. Marquette	6	2	0

SWOOPE CAREER STATISTICS

Season	GP	GS	Min.	Avg.	3-Point			Free Throws			Rebounds				Scoring										
					FG	FGA	Pct.	FT	FTA	Pct.	Off.	Def.	Tot.	Avg.	PF	FO	Ast.	TO	Blk	Stl	Pts.	Avg.			
2010-11	29	9	189	6.5	11	25	.440	0	0	.000	18	30	.600	12	17	29	1.0	26	1	5	7	2	13	40	1.4
2011-12	23	8	269	11.7	23	46	.500	0	2	.000	8	17	.471	20	20	40	1.7	46	2	7	8	10	9	54	2.3
2012-13	27	0	161	6.0	18	28	.643	1	1	1.000	6	19	.316	16	16	32	1.2	18	0	3	3	2	4	43	1.6
2013-14	28	7	472	16.9	43	87	.494	1	7	.143	37	55	.673	25	46	71	2.5	41	0	14	9	10	10	124	4.4
TOTAL	107	24	1091	10.2	95	186	.511	2	10	.200	69	121	.570	73	99	172	1.6	131	3	29	27	24	36	261	2.4

SWOOPE 2013-14

Opponent	Date	GS	Min	TOTAL			3-PTS			FREE THROWS			REBOUNDS				PF	FO	A	TO	Blk	Stl	Pts	Avg
				FG	FGA	Pct	3FG	FGA	Pct	FT	FTA	Pct	Off	Def	Tot	Avg								
SFB	11-08-13	23	0	3	.000	0	0	.000	2	2	1.000	1	3	4	4.0	3	0	0	0	0	0	2	2.0	
GA. SOUTHERN	11-11-13	16	2	5	.400	0	0	.000	2	2	1.000	1	2	3	3.5	2	0	1	0	0	0	6	4.0	
TEXAS SOUTHERN	11-14-13	5	0	1	.000	0	0	.000	0	0	.000	0	2	2	3.0	1	0	0	0	0	0	0	2.7	
at Charleston	11-18-13	5	0	1	.000	0	0	.000	0	0	.000	0	0	2.3	1	0	0	0	0	0	0	2.0		
UCF	11-21-13	6	0	0	.000	0	0	.000	0	0	.000	0	1	1	2.0	0	0	0	0	0	1	0	1.6	
vs George Washington	11-28-13	3	0	0	.000	0	0	.000	0	0	.000	0	0	0	1.7	1	0	0	0	0	0	0	1.3	
at Cal State Fullerton	11-29-13	9	0	0	.000	0	0	.000	0	2	.000	0	2	2	1.7	0	0	0	1	0	0	0	1.1	
vs Arizona State	12-01-13	13	1	1	1.000	0	0	.000	1	1	1.000	0	0	0	1.5	1	0	0	0	0	0	3	1.4	
at Nebraska	12-04-13	8	2	5	.400	1	3	.333	0	0	.000	0	2	2	1.6	0	0	0	0	0	0	5	1.8	
VIRGINIA TECH	12-08-13	4	0	0	.000	0	0	.000	0	0	.000	1	1	2	1.6	0	0	1	0	0	0	0	1.6	
LOYOLA	12-30-13	12	1	1	1.000	0	0	.000	1	2	.500	0	1	1	1.5	0	0	2	1	0	0	3	1.7	
at Syracuse	01-04-14	5	0	1	.000	0	0	.000	0	0	.000	0	0	0	1.4	0	0	0	0	0	0	0	1.6	
at UNC	01-08-14	25	5	8	.625	0	1	.000	4	4	1.000	1	3	4	1.6	2	0	1	2	1	2	14	2.5	
FLORIDA STATE	01-15-14	9	0	2	.000	0	1	.000	0	0	.000	1	0	1	1.6	1	0	0	0	0	0	0	2.4	
at Georgia Tech	01-18-14	14	2	4	.500	0	1	.000	1	2	.500	1	2	3	1.7	4	0	0	0	0	0	5	2.5	
DUKE	01-22-14	21	0	3	.000	0	0	.000	3	6	.500	2	2	4	1.8	0	0	1	0	0	0	3	2.6	
SYRACUSE	01-25-14	3	0	2	.000	0	0	.000	0	0	.000	0	0	0	1.7	1	0	0	0	0	0	0	2.4	
at Maryland	01-29-14	5	0	0	.000	0	0	.000	0	0	.000	0	0	0	1.6	1	0	0	0	0	1	0	2.3	
NORFOLK STATE	02-01-14	21	2	2	1.000	0	0	.000	2	4	.500	2	1	3	1.7	2	0	0	0	4	1	6	2.5	
PITTSBURGH	02-05-14	34	3	3	1.000	0	0	.000	1	3	.333	3	2	5	1.9	3	0	1	0	2	0	7	2.7	
NC STATE	02-08-14	24	1	2	.500	0	0	.000	1	2	.500	1	3	4	2.0	3	0	1	0	0	0	3	2.7	
at Florida State	02-10-14	*	25	0	3	.000	0	1	.000	0	0	.000	0	1	1	1.9	2	0	2	0	0	1	0	2.6
at Virginia Tech	02-15-14	*	18	2	5	.400	0	0	.000	0	2	.000	3	1	4	2.0	1	0	0	0	0	4	2.7	
NOTRE DAME	02-19-14	*	30	2	4	.500	0	0	.000	3	4	.750	1	2	3	2.0	3	0	0	1	1	0	7	2.8
BOSTON COLLEGE	02-22-14	*	38	5	8	.625	0	0	.000	4	6	.667	1	8	9	2.3	2	0	4	0	0	1	14	3.3
at Virginia	02-26-14	*	25	2	5	.400	0	0	.000	9	10	.900	1	1	2	2.3	3	0	0	0	0	2	13	3.7
at NC State	03-01-14	*	37	6	8	.750	0	0	.000	3	3	1.000	2	4	6	2.4	3	0	1	1	1	0	15	4.1
at Clemson	03-04-14	*	34	7	10	.700	0	0	.000	0	0	.000	3	2	5	2.5	1	0	1	2	0	1	14	4.4



SHELDON McCLELLAN

Junior | Guard | 6-5 | 206

Houston, Texas | University of Texas | Bellaire

As a Sophomore (2012-13): Played in 34 games with 15 starts ... Averaged 13.5 points, 3.9 rebounds, 0.9 assists, 0.8 steals ... Shot 38.2 percent from the field, 27.3 percent from distance and 83.3 percent at the line ... Season-high 27 points scored at Texas Tech on March 9.

As a Freshman (2011-12): Played in all 34 games with nine starts ... Second on the team in scoring (11.3 ppg) while converting 44.8 percent from the floor (129-of-288) and 75.6 percent from the free throw line (90-of-119) ... Topped the 20-point mark twice ... Double figures in scoring in 21 games ... Averaged 12.5 points in 26.1 minutes per game while hitting 54-of-118 (45.8) field goals over the last 12 contests of the season.

High School: No. 47 prospect nationally in the ESPNU 100 and No. 60 prospect by Rivals.com following senior season ... Averaged a team-best 25.6 points, 7.2 rebounds, 5.0 assists and 2.0 steals per game while helping Bellaire to a 20-9 mark and the first round of the Class 5A state playoffs ... Career-high 56 points in the season-opening win against Booker T. Washington ... Averaged 20 points per game while leading Bellaire to a 35-2 record and a trip to the Class 5A regional finals in his junior season ... Coached by Bruce Glover.

Personal: Born Dec. 21, 1992 in Houston, Texas ... Full name is Sheldon Reeves McClellan ... Son of Angel Johnson (mother) ... Brother to Justin Jones ... Majoring in liberal arts ... Played AAU for Houston Select ... Cousin Jawaan McClellan played basketball for Arizona and professionally overseas ... Favorite food is a homemade sloppy joe.


McClellan Season / Career Highs

Points	Career: 27, at Texas Tech, 3/9/13
Rebounds	Career: 9, Rice, 12/29/12
Assists	Career: 3 (4x), last at Oklahoma 2/27/13
Steals	Career: 4, at Kansas, 2/16/13
Blocked Shots	Career: 1 (6x), last at Houston 3/20/13
Field Goals	Career: 10 (2x), last at Oklahoma, 1/21/13
Field Goal Attempts	Career: 20, at Oklahoma, 1/21/13
Free Throws	Career: 14, vs. Fresno State, 11/9/12
Free Throw Attempts	Career: 14, vs. Fresno State, 11/9/12
3-Point Field Goals	Career: 4 (2x), last vs. Miss State, 11/21/12
3-Point Field Goal Attempts	Career: 9, vs. Oklahoma 2/29/12
Minutes	Career: 41, at Baylor 1/5/13

2011-12					2012-13				
Opposition	P	R	A		Opposition	P	R	A	
Boston Univ.	6	1	2		Fresno State	20	2	0	
Rhode Island	10	2	0		Coppin State	25	2	1	
vs Oregon State	12	5	1		vs Chaminade	14	1	1	
vs NC State	16	3	0		vs USC	11	7	0	
Sam Houston St.	12	6	0		vs Mississippi St.	19	5	1	
North Texas	8	1	0		vs Sam Houston St.	16	8	0	
at UCLA	8	2	0		vs UT Arlington	14	5	1	
UT Arlington	23	6	0		vs Georgetown	12	4	0	
Texas State	13	6	1		vs UCLA	12	2	3	
Nichols State	12	3	1		Texas State	10	8	2	
Temple	6	8	0		North Carolina	18	6	3	
at North Carolina	16	2	0		at Michigan St.	13	2	0	
Rice	19	2	0		Rice	14	9	0	
at Iowa State	14	4	0		at Baylor	21	2	0	
Oklahoma State	6	4	1		West Virginia	9	5	0	
Texas A&M	7	0	1		at Iowa State	0	0	0	
at Missouri	6	3	2		Kansas	18	1	1	
at Kansas State	19	3	2		at Oklahoma	25	4	2	
Kansas	11	5	1		Texas Tech	10	3	0	
Iowa State	5	2	1		at Kansas State	15	4	1	
at Baylor	2	0	1		TCU	15	3	0	
Missouri	2	3	0		at West Virginia	14	8	1	
Texas Tech	17	3	0		Oklahoma State	4	2	0	
at Texas A&M	15	3	0		Iowa State	18	0	0	
Kansas State	11	7	0		at Kansas	7	4	0	
at Oklahoma	13	5	0		at TCU	0	0	0	
at Oklahoma St.	15	2	0		Kansas State	15	5	1	
Baylor	13	5	0		Oklahoma	18	8	3	
at Texas Tech	7	3	1		at Oklahoma St.	0	2	0	
Oklahoma	24	3	0		Baylor	23	1	0	
at Kansas	6	2	2		at Texas Tech	27	4	2	
vs Iowa State	9	2	0		vs TCU	12	1	1	
vs Missouri	10	4	0		vs Kansas State	5	1	1	
vs Cincinnati	10	2	3		at Houston	6	2	2	

MCCLELLAN CAREER STATISTICS

Season	GP	GS	Min.	Avg.	FG	FGA	Pct.	3-Point			Free Throws			Rebounds				Scoring							
								FG	FGA	Pct.	FT	FTA	Pct.	Off.	Def.	Tot.	Avg.	PF	FO	Ast.	TO	Blk	Stl	Pts.	Avg.
2011-12	34	9	879	25.9	129	288	.448	35	113	.310	90	119	.756	39	73	112	3.3	34	0	21	30	3	35	383	11.3
2012-13	34	15	929	27.3	136	356	.382	33	121	.273	155	186	.833	36	96	132	3.9	28	0	29	57	3	28	460	13.5
TOTAL	68	24	1808	26.6	265	644	.411	68	234	.291	245	305	.803	75	169	244	3.6	62	0	50	87	6	63	843	12.4



ANGEL RODRIGUEZ

Junior | Guard | 5-11 | 181

Cupey, P.R. | Kansas State University | Miami Krop HS

As a Sophomore (2012-13): NABC District 8 second team ... All-Big 12 Second Team ... Big 12 All-Defensive Team ... Phillips 66 All-Championship Team ... Big 12 Co-Champions ... Phillips 66 co-Big 12 Player of the Week (Feb. 18) ... Averaged 11.4 points on 36.1 percent shooting, including 34.4 percent from 3-point range, to go with 5.2 assists, 2.1 rebounds and 1.5 steals in 28.2 minutes per game ... Started all 33 games ... Hit 82.6 percent at the free throw line and posted a 2.2 assist to turnover ratio ... Led the Wildcats in 3-point field goals (55), assists (173) and steals (50) ... Second on team in scoring (11.4 ppg.), double-digit scoring games (23) and minutes per game (28.2) ... Among Top 5 in the Big 12 in assist-to-turnover ratio (second), assists (third), free throw percentage (third) and steals (fourth) ... 173 assists are second-most in a single season at K-State ... 5.24 assists per game average and 2.22 assist-to-turnover ratio rank fifth in school history ... Earned Jack Hartman Top Defensive Player and the Ernie Barrett Play Hard team awards.

As a Freshman (2011-12): Saw action in 32 games with 17 starts as a true freshman ... 17 starts all came in the last 17 games ... Fall 2011 Big 12 Commissioner's Honor Roll ... Averaged 8.3 points on 36 percent shooting (80-of-222), including 31.7 percent (32-of-101) from 3-point range, with 3.2 assists, 2.5 rebounds and 1.3 steals in 21.7 minutes per game ... Ranked among the Top 5 in seven categories, first in assists and steals, third in field goal attempts, 3-point field goals, free throws and fourth in scoring and minutes ... First freshman to pace the team in both assists and steals since Steve Henry in 1986-87 ... Ranked 11th in the Big 12 in assists, steals and assist-to-turnover ratio (1.2) ... One of just two freshmen in the league to rank in Top 15 in all three categories ... 14 double-digit points efforts ... Led the team in scoring in five games, including a season-best 17 points vs. Southern Illinois (12/22/11) ... Connected on at least two 3-point field goals in nine games, including a season-high five vs. Southern Illinois (12/22/11) ... Had a season-high six rebounds in a win at Oklahoma State (1/21/12) ... Paced the squad in assists in a team-best 13 games, including 12 in Big 12 play ... Dished out a season-best eight vs. Iowa State (2/25/12) ... Had at least five assists in eight games ... Nabbed at least one steal in 21 games, including a season-best four at Baylor (2/18/12) and Iowa State (2/25/12) ... Averaged 8.2 points on 39.1 percent shooting (45-of-115), including 31.1 percent (14-of-45), with 3.8 assists, 2.6 rebounds and 1.6 steals per game in Big 12 play ... Ranked among the Top 5 on the team in six categories in Big 12 play, including first in assists and steals, third in scoring, field goals and 3-point field goals and fourth in minutes ... Placed in the Top 10 in the Big 12 in assists (eighth), steals (fourth) and assist-to-turnover ratio (10th), the only Big 12 freshman to rank among the Top 10 in all three categories ... Started the Big 12 Championship Quarterfinal game vs. Baylor (3/8/12) and both NCAA Tournament games, the only freshman to do so on the squad ... Finished the year with double-digit points in five of the last six games ... Coached by Frank Martin.

High School: No. 4 prospect in the state of Florida by FloridaHoops.com... A three-year letterman at Dr. Michael Krop High School in Miami, Fla. ... Averaged 23 points and six assists as a senior ... Named first team All-Class 6A by the Florida Association of Basketball Coaches (FABC) ... All-Dade County team by the Miami Herald ... Had the steal and game-winning basket in a 57-55 win over Hialeah-Miami Lakes and future Kansas State teammate Adrian Diaz to capture the District 13-6A title ... Posted 32 points against Carol City (2/10/11) in the District 13-6A semifinals ... Helped the Lightning to a 26-6 record and its first trip to the Class 6A state final four as a junior in 2009-10 ... Averaged 20.9 points, seven assists and 3.9 rebounds as a junior... Miami Herald's 2009-10 Class 6A Player of the Year ... First team all-state... Second team All-Florida (all classifications) ... First team All-Class 6A by FloridaHoops.com as a junior ... Collected a team-high 23 points and eight rebounds in the loss to Orlando Dr. Phillips in the state semifinals ... Posted 39 points in the Regional Final win over Columbus ... 38 points in a win over Arlington Country Day ... Led the team in scoring and assists as a sophomore en route to guiding the Lightning to district title ... First team All-Dade County by the Miami Herald ... Injured knee during the summer after senior year of high school ... Coached by Marcos "Shakey" Rodriguez.

Personal: Angel Daniel Rodriguez Tricoche was born Dec. 5, 1992, in San Juan, Puerto Rico ... Left Puerto Rico at age 15 to come to the U.S. to play basketball ... Mother is Jacqueline Tricoche ... Has two younger brothers, Luis Rivera and Yaniel Rivera... Cousin, Javi Gonzalez, played three seasons (2007-10) at N.C. State ... Received scholarship offers from a number of schools, including Louisville, Florida and N.C. State... Major is sports administration ... Enjoys singing and watching reality TV.

Rodriguez Season / Career Highs

Points	Career: 22, vs. Baylor, 2/16/13
Rebounds	Career: 6, twice
Assists	Career: 10, twice
Steals	Career: 4, three times
Blocked Shots	Career: 1, vs. Oklahoma State, 3/3/12
Field Goals	Career: 8, vs. TCU, 3/5/13
Field Goal Attempts	Career: 19, vs. Lamar, 11/12/12
Free Throws	Career: 8, at Texas, 2/23/13
Free Throw Attempts	Career: 11, at Oklahoma State, 1/21/12
3-Point Field Goals	Career: 5, twice
3-Point Field Goal Attempts	Career: 10, vs. TCU, 3/5/13
Minutes	Career: 39, at Baylor, 2/18/12

2011-12					2012-13				
Opposition	P	R	A		Opposition	P	R	A	
Charleston So.	5	2	1		North Dakota	13	2	2	
Loyola Chicago	7	2	2		Lamar	19	2	4	
UMES	5	2	1		Ala. Huntsville	10	5	6	
George Washington	0	0	1		North Florida	2	2	6	
at Virginia Tech	1	2	4		vs Delaware	12	4	5	
vs West Virginia	7	4	3		vs Michigan	10	3	6	
North Florida	6	4	2		USC Upstate	1	0	2	
Alabama	13	3	7		at George Washington	17	0	5	
vs So. Illinois	17	3	1		vs Gonzaga	14	0	3	
vs UTEP	16	2	4		Texas Southern	9	1	5	
vs Long Beach State	0	0	1		FLORIDA	4	1	3	
Howard	11	3	2		Oklahoma State	3	3	8	
at Kansas	0	1	0		at West Virginia	9	0	2	
Missouri	3	2	4		at TCU	3	2	3	
Baylor	7	0	1		Oklahoma	12	2	9	
Texas	4	1	2		Kansas	12	5	8	
at Oklahoma State	14	6	3		at Iowa State	9	1	6	
at Texas Tech	8	3	3		Texas	11	2	8	
Oklahoma	10	2	2		at Oklahoma	4	0	3	
at Iowa State	8	3	5		at Texas Tech	13	0	2	
Texas A&M	13	5	4		Iowa State	20	2	3	
Texas Tech	7	2	3		at Kansas	17	2	6	
at Texas	15	2	3		Baylor	22	5	10	
Kansas	0	2	5		West Virginia	11	0	7	
at Baylor	15	3	6		at Texas	16	2	7	
at Missouri	7	3	6		Texas Tech	16	4	7	
Iowa State	11	2	8		at Baylor	13	3	8	
at Texas A&M	13	2	8		TCU	21	0	10	
Oklahoma State	5	5	5		at Oklahoma State	10	5	6	
vs Baylor	12	1	2		vs Texas	13	3	5	
vs Southern Miss	13	3	4		vs Oklahoma State	17	6	4	
vs Syracuse	12	4	1		vs Kansas	10	1	1	
					vs La Salle	2	1	4	

RODRIGUEZ CAREER STATISTICS

Season	GP	GS	Min.	Avg.	FG	FGA	Pct.	3-Point			Free Throws			Rebounds				Scoring							
								FG	FGA	Pct.	FT	FTA	Pct.	Off.	Def.	Tot.	Avg.	PF	FO	Ast.	TO	Blk	Stl	Pts.	Avg.
2011-12	32	7	694	21.7	80	222	.360	32	101	.317	73	106	.689	18	61	79	2.5	89	4	101	85	1	41	265	8.3
2012-13	33	33	930	28.2	115	319	.361	55	160	.344	90	109	.826	18	51	69	2.1	70	1	173	78	0	50	375	11.4
Totals	65	40	1,624	25.0	195	541	.360	87	261	.333	163	215	.758	36	112	148	2.3	159	5	274	163	1	91	640	9.8



DEANDRE BURNETT

Freshman | Guard | 6-2 | 191


#1

Miami, Fla. | Carol City HS

As a Freshman (2013-14): Injured left wrist in early November and is expected to redshirt freshman season.

High School: A 2012 *Parade All-American*, one of only two players from the state of Florida and one of five Atlantic Coast Conference recruits to earn the honor ... Third in the nation in scoring as a high school senior ... As a senior, averaged 37 ppg, 5 apg, and 6 rpg ... Notched 45 points three times in his final prep season ... Recorded 25 points and 11 assists in first game Coach L saw him play ... Class AA Player of the Year ... All-state ... First team Miami-Dade County ... As a junior, averaged 28 ppg ... Played for Barry Robinson at Carol City High School ... Earned varsity letters all four years ... On academic on honor roll ... Played final year at Massanutten Military Academy in Virginia.

Personal: Name is Deandre, but goes by Dre ... Born January 21, 1994 ... Son of Varondria Burnett and James Cook ... Brother to Dalvin, James, Daneisha, Jamiya, and Jameisha ... Grew up a Canes fan ... Also recruited by South Carolina, Ole Miss, Marshall, Virginia, and La Salle ... Majoring in sports administration ... Played AAU for Team U ... Larranaga's third signee from the state of Florida, joining former Hurricane Shane Larkin (Dr. Phillips) and current sophomore Tonye Jekiri (Champagnat).



MIKE FERNANDEZ

Freshman | Guard | 6-1 | 189

#11

Coral Gables, Fla. | Belen Jesuit

High School: All-Dade county team honorable mention two years .. Dade vs. Palm Beach County all-star game ... Averaged 8.0 ppg senior year ... Hit 40 percent of field goals senior year ... Three-year varsity letterman ... Two-year starter at guard ... Coached by Jose Roca ... Honor roll ... Played water polo, winning second place at state ... Also on track team.

Personal: Born Michael Brandon Fernandez April 5, 1995 ... Son of Ilena and Joaquin Novoa and Mike and Constance Fernandez ... Brother to George, Alexander, Cristofer and Michelle Fernandez, and Joaquin Novoa ... Majoring in finance ... First language is Spanish ... Played AAU for Gold Coast: Team Miami ... Recruited by Cornell University.

Fernandez Season Highs

Minutes
Season: 2, vs. Loyola, 12/30/13



JUSTIN HELLER

Senior | Guard | 6-2 | 177

#12

Boca Raton, Fla. | West Boca Raton Community

ACC Academic Honor Roll

As a Senior (2013-14): Put on scholarship for his final semester as a Cane ... Scored first two points of the season with a 15-foot jumper vs. Boston College.

As a Junior (2012-13): ACC Academic Honor Roll ... Walk on who played in nine games ... In three minutes against Charlotte grabbed three rebounds and scored two points ... Pulled down a board and notched an assist vs. Florida State.

As a Sophomore (2011-12): Played in seven games, including four ACC matchups ... Attempted two shots, including one three pointer ... Grabbed a pair of defensive rebounds ... Season highs include one field goal attempt against Boston College and Wake Forest, one three-point attempt vs. Boston College, two rebounds against Appalachian State and two minutes vs. App State ... Book Buster (3.0 GPA)... Athletics Director Honor Roll (3.2 GPA).

As a Freshman (2010-11): Walked onto the team... Practiced, but did not see any game time.

High School: After transferring to West Boca, played one year of varsity basketball for the Bulls... Among top 30 three-point scorers in Palm Beach County in 2009-10... The Bulls were the only team to beat powerhouse Dwyer, the top-ranked high school in the county, with an 82-73 victory.

Personal: Born Justin Ryan Heller on Dec. 26, 1991 ... Son of Neal Heller and Liz Heller ... Brother to Anthony Anderson ... Majoring in business, with aspirations of becoming a CEO... Recruited by American and North Florida ... Nickname is J-Hell.

2011-12				2012-13			
Opposition	P	R	A	Opposition	P	R	A
at Charlotte	0	0	0	Jacksonville	0	0	0
Appalachian St.	0	2	0	Charlotte	2	3	0
at Boston College	0	0	0	at UCF	0	0	1
Virginia Tech	0	0	0	at Hawai'i	0	0	0
Wake Forest	0	0	0	Duke	0	0	0
Boston College	0	0	0	Florida State	0	1	1
Minnesota	0	0	0	Boston College	0	0	0
				North Carolina	0	0	0
				vs. Pacific	0	0	0

Heller Season / Career Highs

Points
Season: 2, vs. Boston College, 2/22/14
Career: 2 (2x) last vs. Boston College, 2/22/14

Rebounds
Season: 1, vs. Loyola, 12/30/13
Career: 3, vs. Charlotte, 12/14/12

Assists
Season: --
Career: 1 (2x) last vs. Florida State, 1/27/13

Steals

Season: --
Career: --

Blocked Shots

Season: --
Career: --

Field Goals

Season: 1, vs. Boston College, 2/22/14
Career: 1 (2x) last vs. Boston College, 2/22/14

Field Goal Attempts

Season: 1, vs. Boston College, 2/22/14
Career: 1 (6x) last vs. Boston College, 2/22/14

Free Throws

Season: --
Career: --

Free Throw Attempts

Season: --
Career: --

Career: 2, vs. Charlotte, 12/14/12

3-Point Field Goals

Season: --
Career: --

3-Point Field Goal Attempts

Season: --
Career: 1 (2x) last vs. Florida State, 1/27/13

Foul Disqualifications

Season: --
Career: --

Minutes

Season: 2, vs. Loyola, 12/30/13
Career: 3, vs. Charlotte, 12/14/12

2013-14 Miami Men's Basketball
University of Miami Combined Team Statistics (as of Mar 04, 2014)
Conference games

RECORD:	OVERALL	HOME	AWAY	NEUTRAL
ALL GAMES	6-11	2-6	4-5	0-0
CONFERENCE	6-11	2-6	4-5	0-0
NON-CONFERENCE	0-0	0-0	0-0	0-0

##	Player	gp-gs	min	avg	Total		3-Point		F-Throw		Rebounds				pf	dq	a	to	blk	stl	pts	avg
					fg-fga	fg%	3fg-fga	3fg%	ft-fa	ft%	off	def	tot	avg								
15	Rion Brown	17-16	601	35.4	92-210	.438	38-108	.352	49-68	.721	20	74	94	5.5	35	0	28	19	3	10	271	15.9
25	Garrius Adams	17-17	567	33.4	55-154	.357	15-57	.263	39-71	.549	10	61	71	4.2	32	0	53	25	3	18	164	9.6
20	Manu Lecomte	17-8	486	28.6	46-109	.422	14-37	.378	32-42	.762	13	21	34	2.0	29	0	38	37	0	8	138	8.1
22	Donnavan Kirk	17-15	402	23.6	41-94	.436	9-26	.346	13-23	.565	27	34	61	3.6	32	1	2	19	17	4	104	6.1
21	Erik Swoope	17-7	351	20.6	35-68	.515	0-4	.000	29-42	.690	21	32	53	3.1	30	0	13	6	5	8	99	5.8
05	Davon Reed	17-4	279	16.4	27-90	.300	13-44	.295	16-23	.696	5	21	26	1.5	26	0	6	18	2	5	83	4.9
35	James Kelly	12-3	171	14.3	20-51	.392	6-16	.375	9-12	.750	10	22	32	2.7	18	0	4	7	2	4	55	4.6
23	Tonye Jekiri	17-9	377	22.2	26-64	.406	0-0	.000	15-29	.517	42	59	101	5.9	47	3	11	14	13	14	67	3.9
12	Justin Heller	2-0	2	1.0	1-2	.500	0-1	.000	0-0	.000	0	0	0	0.0	0	0	0	0	0	0	2	1.0
04	Raphael Akpejori	16-6	213	13.3	3-11	.273	0-0	.000	7-13	.538	13	21	34	2.1	30	1	2	6	8	1	13	0.8
11	Mike Fernandez	1-0	1	1.0	0-0	.000	0-0	.000	0-0	.000	0	0	0	0.0	0	0	0	0	0	0	0	0.0
Team											24	32	56				8					
Total.....		17	3450		346-853	.406	95-293	.324	209-323	.647	185	377	562	33.1	279	5	157	159	53	72	996	58.6
Opponents.....		17	3450		351-868	.404	114-325	.351	200-289	.692	189	382	571	33.6	270	3	189	157	54	74	1016	59.8

TEAM STATISTICS	UM	OPP	Date	Opponent	Score	Att.
SCORING	996	1016	* 12-08-13	VIRGINIA TECH	Lot 60-61	6270
Points per game	58.6	59.8	* 01-04-14	at Syracuse	L 44-49	21839
Scoring margin	-1.2	-	* 01-08-14	at North Carolina	W 63-57	17569
FIELD GOALS-ATT	346-853	351-868	* 01-15-14	FLORIDA STATE	L 53-63	7413
Field goal pct	.406	.404	* 01-18-14	at Georgia Tech	W 56-42	8072
3 POINT FG-ATT	95-293	114-325	* 01-22-14	DUKE	L 46-67	7972
3-point FG pct	.324	.351	* 01-25-14	SYRACUSE	L 52-64	7122
3-pt FG made per game	5.6	6.7	* 01-29-14	at Maryland	L 71-74	12061
FREE THROWS-ATT	209-323	200-289	* 02-05-14	PITTSBURGH	Lot 55-59	5053
Free throw pct	.647	.692	* 02-08-14	NC STATE	L 55-56	6666
F-Throws made per game	12.3	11.8	* 02-10-14	at Florida State	W 77-73	7641
REBOUNDS	562	571	* 02-15-14	at Virginia Tech	L 45-52	5105
Rebounds per game	33.1	33.6	* 02-19-14	NOTRE DAME	W 71-64	5133
Rebounding margin	-0.5	-	* 02-22-14	BOSTON COLLEGE	W 69-42	5517
ASSISTS	157	189	* 02-26-14	at Virginia	L 40-65	11812
Assists per game	9.2	11.1	* 03-01-14	at NC State	W 85-70	13932
TURNOVERS	159	157	* 03-04-14	at Clemson	L 54-58	7071
Turnovers per game	9.4	9.2				
Turnover margin	-0.1	-				
Assist/turnover ratio	1.0	1.2				
STEALS	72	74				
Steals per game	4.2	4.4				
BLOCKS	53	54				
Blocks per game	3.1	3.2				
ATTENDANCE	51146	105102				
Home games-Avg/Game	8-6393	9-11678				
Neutral site-Avg/Game	-	0-0				

\$ = Wooden Legacy - Charleston, S.C.
& = Wooden Legacy - Anaheim, Calif.
* = Conference game

Score by Periods	1st	2nd	OT	Totals
University of Miami	464	519	13	996
Opponents	450	548	18	1016

2013-14 Miami Men's Basketball
University of Miami Combined Team Statistics (as of Mar 04, 2014)
All games

RECORD:	OVERALL	HOME	AWAY	NEUTRAL
ALL GAMES	15-15	7-8	7-6	1-1
CONFERENCE	6-11	2-6	4-5	0-0
NON-CONFERENCE	9-4	5-2	3-1	1-1

#	Player	gp-gs	min	avg	Total		3-Point		F-Throw		Rebounds				pf	dq	a	to	blk	stl	pts	avg
					fg-fga	fg%	3fg-fga	3fg%	ft-fa	ft%	off	def	tot	avg								
15	Rion Brown	30-29	1052	35.1	155-360	.431	58-176	.330	89-118	.754	44	137	181	6.0	57	0	68	43	4	25	457	15.2
25	Garrius Adams	30-30	1003	33.4	96-269	.357	26-104	.250	83-127	.654	21	119	140	4.7	57	1	87	54	5	40	301	10.0
20	Manu Lecomte	30-15	836	27.9	78-184	.424	25-61	.410	54-69	.783	21	42	63	2.1	56	0	68	53	1	18	235	7.8
22	Donnavan Kirk	30-28	800	26.7	93-204	.456	12-40	.300	35-58	.603	67	85	152	5.1	60	1	5	37	46	11	233	7.8
35	James Kelly	24-11	463	19.3	65-130	.500	15-35	.429	18-27	.667	25	69	94	3.9	41	0	14	17	11	11	163	6.8
05	Davon Reed	30-10	632	21.1	62-188	.330	34-99	.343	33-51	.647	11	42	53	1.8	50	0	36	41	4	15	191	6.4
21	Erik Swoope	28-7	472	16.9	43-87	.494	1-7	.143	37-55	.673	25	46	71	2.5	41	0	14	9	10	10	124	4.4
23	Tonye Jekiri	30-14	611	20.4	51-116	.440	0-0	.000	20-37	.541	56	94	150	5.0	79	5	18	27	22	20	122	4.1
04	Raphael Akpejori	22-6	245	11.1	4-13	.308	0-0	.000	9-15	.600	13	26	39	1.8	39	1	2	7	10	1	17	0.8
12	Justin Heller	4-0	5	1.3	1-2	.500	0-1	.000	0-0	.000	0	1	1	0.3	0	0	0	1	0	0	2	0.5
03	Steve Sorenson	2-0	2	1.0	0-0	.000	0-0	.000	0-0	.000	0	0	0	0.0	0	0	0	0	0	0	0	0.0
11	Mike Fernandez	3-0	4	1.3	0-0	.000	0-0	.000	0-0	.000	0	0	0	0.0	0	0	0	3	0	0	0	0.0
Team											46	45	91				8					
Total.....		30	6125		648-1553	.417	171-523	.327	378-557	.679	329	706	1035	34.5	480	8	312	300	113	151	1845	61.5
Opponents.....		30	6125		631-1566	.403	200-575	.348	326-488	.668	320	670	990	33.0	488	4	331	303	84	146	1788	59.6

TEAM STATISTICS	UM	OPP	Date	Opponent	Score	Att.
SCORING	1845	1788	11-08-13	ST. FRANCIS BROOKLYN	Lot 62-66	6060
Points per game	61.5	59.6	11-11-13	GEORGIA SOUTHERN	Wot 81-80	4654
Scoring margin	+1.9	-	11-14-13	TEXAS SOUTHERN	W 84-69	4728
FIELD GOALS-ATT	648-1553	631-1566	\$ 11-18-13	at College of Charleston	W 70-54	4018
Field goal pct	.417	.403	11-21-13	UCF	L 58-63	4895
3 POINT FG-ATT	171-523	200-575	& 11-28-13	vs George Washington	Lot 63-71	1966
3-point FG pct	.327	.348	& 11-29-13	at Cal State Fullerton	W 48-46	1857
3-pt FG made per game	5.7	6.7	& 12-01-13	vs Arizona State	W 60-57	6007
FREE THROWS-ATT	378-557	326-488	12-04-13	at Nebraska	L 49-60	15088
Free throw pct	.679	.668	* 12-08-13	VIRGINIA TECH	Lot 60-61	6270
F-Throws made per game	12.6	10.9	12-19-13	at Savannah State	W 68-51	3370
REBOUNDS	1035	990	12-22-13	LA SALLE	W 71-58	4837
Rebounds per game	34.5	33.0	12-30-13	LOYOLA	W 71-48	5166
Rebounding margin	+1.5	-	* 01-04-14	at Syracuse	L 44-49	21839
ASSISTS	312	331	* 01-08-14	at North Carolina	W 63-57	17569
Assists per game	10.4	11.0	* 01-15-14	FLORIDA STATE	L 53-63	7413
TURNOVERS	300	303	* 01-18-14	at Georgia Tech	W 56-42	8072
Turnovers per game	10.0	10.1	* 01-22-14	DUKE	L 46-67	7972
Turnover margin	+0.1	-	* 01-25-14	SYRACUSE	L 52-64	7122
Assist/turnover ratio	1.0	1.1	* 01-29-14	at Maryland	L 71-74	12061
STEALS	151	146	02-01-14	NORFOLK STATE	W 64-49	5127
Steals per game	5.0	4.9	* 02-05-14	PITTSBURGH	Lot 55-59	5053
BLOCKS	113	84	* 02-08-14	NC STATE	L 55-56	6666
Blocks per game	3.8	2.8	* 02-10-14	at Florida State	W 77-73	7641
ATTENDANCE	86613	137408	* 02-15-14	at Virginia Tech	L 45-52	5105
Home games-Avg/Game	15-5774	13-9957	* 02-19-14	NOTRE DAME	W 71-64	5133
Neutral site-Avg/Game	-	2-3986	* 02-22-14	BOSTON COLLEGE	W 69-42	5517
			* 02-26-14	at Virginia	L 40-65	11812
Score by Periods	1st	2nd	OT	Totals		
University of Miami	861	947	37	1845	W 85-70	13932
Opponents	775	960	53	1788	L 54-58	7071

\$ = Wooden Legacy - Charleston, S.C.

& = Wooden Legacy - Anaheim, Calif.

* = Conference game