

miami

CONTACT: Amy Woodruff, Assistant Communications Director
O: (305) 284-3241 | C: (813) 410-1194
A.Woodruff@miami.edu | @CanesHoops

PRINTED GUIDES ARE IN THE PAST FOR UM

The University of Miami Athletics Web Services department has developed a first-of-a-kind Digital Guide on the Canes athletic programs. Built for web browsers, as well as iPad and Xoom tablets, the digital guide is a living preview of the UM basketball program. Filled with vivid photography, exclusive videos and a ton of historical perspective, it will quickly become a valuable resource for die-hard Hurricanes fans.

UM MEN'S BASKETBALL DIGITAL GUIDE

<http://mbbguide.theusports.com/mbb1.html>

2011-12 SCHEDULE

DATE	OPPONENT	TV	TIME/SCORE
11/03	Florida Southern (exhibition)		W, 88-78
11/11	Tennessee Tech	TheACC.com	W, 69-58
11/15	Rutgers	ESPN3	W, 72-57
11/19	North Florida	TheACC.com	W, 75-62
11/22	Florida Gulf Coast	RSN	W, 60-50
11/25	at Ole Miss	FSN	L, 64-61 (OT)
11/29	at Purdue I	ESPN2	L, 76-65
12/03	Massachusetts	ESPNU	W, 83-75
12/06	No. 21/20 Memphis	ESPN2	L, 71-54
12/10	at West Virginia	ESPN2	7 p.m.
12/17	vs. Florida Atlantic +	FSN	12 p.m.
12/22	at Charlotte		7:30 p.m.
12/30	Appalachian State	TheACC.com	7 p.m.
01/02	UNC Greensboro	RSN	9 p.m.
01/07	at Virginia *	ESPNU	6 p.m.
01/10	at North Carolina *	Raycom/ESPN3	9 p.m.
01/18	Clemson *	RSN/ESPN3	7 p.m.
01/22	NC State *	ACCN/ESPN3	12 p.m.
01/24	at Georgia Tech *	ESPNU	9 p.m.
01/29	at Boston College *	Raycom/ESPN3	1 p.m.
02/01	Maryland *	Raycom/ESPN3	8 p.m.
02/05	at Duke *	ESPNU	3 p.m.
02/09	Virginia Tech	TBA/ESPN3	9 p.m.
02/11	at Florida State *	Raycom/ESPN3	1 p.m.
02/15	North Carolina	TBA/ESPN3	7 p.m.
02/18	Wake Forest *	RSN	1 p.m.
02/21	at Maryland *	Raycom/ESPN3	8 p.m.
02/26	Florida State *	ESPNU	6 p.m.
02/29	at NC State *	RSN/ESPN3	9 p.m.
03/03	Boston College	Raycom/ESPN3	2:30 p.m.

NOTES:

All home games are played at the BankUnited Center
Game times are subject to change

* ACC game

+ MetroPCS Orange Bowl Basketball Classic, Sunrise, Fla.

! Big Ten/ACC Challenge

All games can be heard on WQAM 560 and Canes All-Access on HurricaneSports.com

UM RADIO - WQAM 560

Joe Zagacki, play-by-play Josh Darrow, analyst

SOCIAL MEDIA

Website: HurricaneSports.com

Twitter: @CanesHoops | @CanesCoachL

Facebook: /MiamiHurricanes | /MiamiBasketball

**MIAMI (5-3)**

HURRICANES

NATIONAL RANKING

--/--

LAST TIME OUT

L, 54-71 vs. Memphis

LEADERS**Scoring per Game**

Malcolm Grant - 15.6

Durand Scott - 12.6

Rebounds per Game

Trey McKinney Jones - 5.4

Assists per Game

Durand Scott - 3.9

HEAD COACH

Jim Larranaga

Overall: 475-347 (28th)

Division I: 448-311 (26th)

At UM: 5-2 (1st)

WVU

MOUNTAINEERS

NATIONAL RANKING

--/--

LAST TIME OUT

W, 85-80 (20t) at Kansas State

LEADERS**Scoring per Game**

Kevin Jones - 21.3

Darryl Bryant - 15.6

Rebounds per Game

Kevin Jones - 11.7

Assists per Game

Jabarrie Hinds - 4.1

HEAD COACH

Bob Huggins

Overall: 696-255 (30th)

At WVU: 106-44 (5th)

SETTING THE SCENE

Dec. 10, 2011 | WVU Coliseum | Morgantown, W.Va. | 7 p.m.

TV: ESPN2 | ESPN3

Radio: 560 WQAM

Webcast: WQAM.com | ESPN3

Officials: TBA

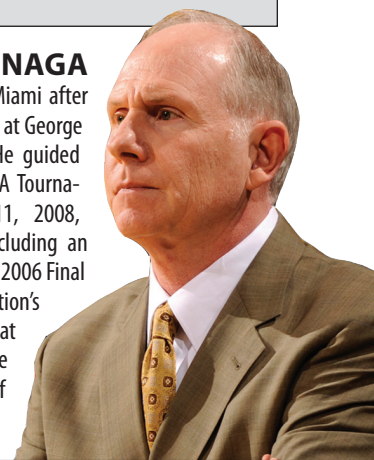
Series: The series is tied 7-7

Last Meeting: Dec. 4, 2010

Miami won 79-76 in Coral Gables, Fla.

COACH LARRANAGA

Jim Larranaga came to Miami after serving as the head coach at George Mason for 14 seasons. He guided the program to five NCAA Tournament appearances (2011, 2008, 2006, 2001, 1999) — including an unprecedented run to the 2006 Final Four that captured the nation's attention. Following that run, he was selected the 2006 Clair Bee Coach of the Year.

**THE GAME**

Miami (5-3) travels to Morgantown, W.Va. to face the West Virginia Mountaineers (5-2) on Dec. 10 at 7 p.m., the first of three-straight games on the road for the Hurricanes.

THE SERIES

Miami looks to take the lead in the all-time series with West Virginia after splitting the first 14 meetings. The Canes are 6-2 in the past eight matchups, defeating the Mountaineers 79-76 in Coral Gables last season.

THE BROADCASTS

Catch the game on ESPNU with Sean McDonough and Len Elmore making the call. The game will also be carried live by 560 WQAM Radio with Joe Zagacki (play-by-play) and Josh Darrow (analyst).

THE COACH

Head coach Jim Larranaga is in his 28th season as a head coach and first at Miami. He has posted a 475-347 overall record and holds a 448-311 record in D-I games. Coach L was also the head coach of D-II American International for two years.

THE WEATHER

Projected high and low temperatures on game day: Miami - 79 / 71 | Morgantown, W.Va. - 32 / 18

2011-12 ROSTER

#	Name	Yr.	Pos.	Ht.	Wt.	Hometown Previous School (s)
0	Shane Larkin	Fr.	G	5-11	160	Cincinnati, Ohio Dr. Phillips (Fla.)
Scored 14 points vs. UMass in first career start ... Career-high 16 points at Purdue, going 4-of-4 from distance ... Six steals at Ole Miss.						
1	Durand Scott	Jr.	G	6-5	202	New York, N.Y. Rice
Led UM in scoring vs. UMass with 16 free throws and 0 field goals ... At least four assists in six games ... Double-digit scoring in seven games.						
2	Bishop Daniels	Fr.	G	6-3	175	Raleigh, N.C. Word of God Christian Academy
Sat out most of preseason due to turf toe ... Rated the No. 4 dunker in the 2011 class by Rivals ... As a senior, averaged 18 ppg, 5 rpg, 4 apg.						
3	Malcolm Grant	Sr.	G	6-1	188	Brooklyn, N.Y. Winchendon Academy (Mass.) Villanova
Back-to-back 20-point games against FGCU (21) and Ole Miss (22) ... Has hit a three in 31-straight games.						
4	Trey McKinney Jones	R-Jr.	G	6-5	216	Milwaukee, Wis. South Milwaukee UMKC
Loaded stat line at Purdue with 10 points, seven rebounds and four assists ... Has 29 rebounds and 42 points in past four games.						
10	Raphael Akpejori	So.	F	6-10	230	Lagos, Nigeria Sunrise Christian Academy (Kan.)
Has played 11.4 mpg after playing more than 10 minutes just three times last season ... Is 8-of-15 from the field with nine blocks.						
11	Ryan Quigtar	Sr.	G	5-11	180	Skyway, Wash. Renton
Saw limited action in five games last season ... Has played in 13 games in his three-year career, scoring eight total points.						
12	Justin Heller	So.	G	6-2	185	Boca Raton, Fla. West Boca Raton Community
Walked onto the team last season ... Practiced, but did not see any game time ... Among top 30 three-point scorers in Palm Beach County.						
15	Rion Brown	So.	G	6-6	194	Hinesville, Ga. Liberty County
Has a knack for hitting the dagger shot against opponents, stopping momentum for both Tennessee Tech and UMass by hitting a three.						
21	Erik Swoope	So.	F	6-6	230	Lake Elsinore, Calif. Harvard-Westlake
Averaging 3.8 rebounds and 25.6 mpg after finishing last year with 1.0 rpg and 6.5 mpg ... Has scored 47 points - only scored 40 last season.						
25	Garrius Adams	Jr.	G	6-6	200	Apex, N.C. Middle Creek
Team-high 14 points vs. UNF ... Led the team with eight rebounds in opener ... Averaging 4.7 rpg after just 3.7 rpg last season.						
35	Kenny Kadji	R-So.	F/C	6-11	251	Douala, Cameroon Pendleton IMG Academy Florida
Four blocks vs. Memphis ... Nine rebounds and 10 points vs. UNF ... Breakout game against Rutgers with 13 points and five rebounds.						
42	Reggie Johnson	Jr.	C	6-10	284	Winston-Salem, N.C. Winston-Salem Prep
Will sit out until January after surgery on his right meniscus in June ... 2011 All-ACC H.M. ... 2010 ACC All-Tournament Second Team.						
45	Julian Gamble	Sr.	F/C	6-10	265	Durham, N.C. Southern Durham
Will not play in the 2011-12 season due to a torn left ACL in a pickup game over the summer ... Averaged 4.0 points and 3.4 rebounds.						
5	DeQuan Jones	Sr.	G/F	6-8	221	Stone Mountain, Ga. Wheeler
Will sit out the season due to an NCAA and University joint investigation ... Averaged 4.5 ppg and 2.5 rpg in 2010-11.						

LARRANAGA BY THE NUMBERS

1 Coach Jim Larranaga is the only ACC coach not at UNC or Duke with a Final Four appearance to his credit.

4 In 2006, Coach Jim Larranaga became the first coach at a mid-major school to take his team to the NCAA Final Four in 27 years.

7 Larranaga is no stranger to the ACC. In his seven seasons as an assistant coach at Virginia, the Cavaliers participated in the NCAA Final Four in 1981 and 1984, won three ACC Championships and finished in the Top 5 of the AP rankings.

8 In all there are eight ACC coaches with three or fewer years' experience in the league, including Larranaga.

12 Larranaga has made 12 postseason appearances in the past 22 years, including five NCAA Tournaments.

28 Larranaga is in his 28th year as a head coach and has successfully transitioned two institutions into successful programs: Bowling Green and George Mason.

MIAMI QUICK HITS

The Canes are 7-7 all-time against West Virginia, and Miami is 6-2 in the past eight meetings.

Miami was picked to finish fifth in the ACC pre-season poll and West Virginia was predicted to finish seventh in the BIG EAST Conference this year.

Last season at West Virginia, Malcolm Grant knocked down 13-of-14 free throws on his way to a team-high 26 points. He was 3-of-6 from long range and had a trio of rebounds and three assists in Miami's victory. Durand Scott added 11 points, four rebounds and two assists.

The Hurricanes have held their last five opponents to a .250 shooting percentage from long distance.

Miami is averaging 11.6 assists and 11.4 turnovers per game. The Canes' assist to turnover ratio is 1.0.

The Canes have grabbed 50 steals while opponents only have taken the ball from Miami 38 times.

Malcolm Grant has made a three-pointer in 31-straight games dating back to the Dec. 30, 2009 outing against Pepperdine. Grant is tied with Shane Battier (Duke) for 20th all-time in the ACC in consecutive games with a three-pointer. Former Cane Jack McClinton sits at No. 19 with 32-straight in the 2008 and 2009 seasons.

PRONUNCIATIONS

Players

1 Durand	dur-RAND
10 Ethasor Akpejori	A-tha-saur AHK-peh-jour-ee
11 Quigtar	KWIG-tar
15 Rion	Ryan
25 Garrius	GARY-us
31 DeQuan	duh-KWAN
32 Swoope	Swope
35 Kadji	KAHD-gee

Coaches

Larranaga	LARE-uh-NAY-guh
Huger	HUE-gur

CLASS BREAKDOWN

Seniors

Julian Gamble, Malcolm Grant
DeQuan Jones, Ryan Quigtar

Juniors

Garrius Adams, Reggie Johnson
Trey McKinney Jones, Durand Scott

Sophomores

Raphael Akpejori, Rion Brown
Justin Heller, Kenny Kadji, Erik Swoope

Freshmen

Bishop Daniels, Shane Larkin

GEOGRAPHIC BREAKDOWN

CAMEROON

Douala Kenny Kadji

NIGERIA

Lagos Raphael Akpejori

UNITED STATES

California Erik Swoope

Florida Justin Heller

Georgia Rion Brown, DeQuan Jones

New York Malcolm Grant, Durand Scott

North Carolina Garrius Adams,

Julian Gamble, Bishop Daniels, Reggie Johnson

Ohio Shane Larkin

Washington Ryan Quigtar

Wisconsin Trey McKinney Jones

2011-12 ACC STANDINGS

after games on Dec. 7, 2011

Virginia	0-0	.000	8-1	.889
Duke	0-0	.000	7-1	.875
North Carolina	0-0	.000	7-2	.778
Florida State	0-0	.000	6-3	.667
Miami	0-0	.000	5-3	.625
NC State	0-0	.000	5-3	.625
Virginia Tech	0-0	.000	5-3	.625
Wake Forest	0-0	.000	5-3	.625
Clemson	0-0	.000	4-3	.571
Maryland	0-0	.000	4-3	.571
Georgia Tech	0-0	.000	4-4	.500
Boston College	0-0	.000	2-6	.250

	GP	GS	MIN	AVG	FG	FGA	PCT	3FG	3A	3PCT	FT	FTA	PCT	OFF	DEF	TOT	AVG	PF	FO	AST	TO	BLK	STL	PTS	AVG	
GARRIUS ADAMS																										
2010-11	1	1	37	37.0	4	10	.400	0	1	.000	1	2	.500	2	1	3	3.0	0	0	2	1	0	2	9	9.0	
RAPHAEL AKPEJIORI																										
2010-11	1	0	4	4.0	0	0	.000	0	0	.000	0	0	.000	0	0	0	0.0	3	0	0	0	0	0	0	0.0	
RION BROWN																										
2010-11	1	0	8	8.0	0	0	.000	0	0	.000	0	0	.000	0	1	1	1.0	0	0	0	0	0	0	0	0.0	
MALCOLM GRANT																										
2010-11	1	1	33	33.0	5	9	.556	3	6	.500	13	14	.929	0	3	3	3.0	1	0	3	2	0	2	26	26.0	
DURAND SCOTT																										
2010-11	1	1	30	30.0	5	10	.500	1	2	.500	0	0	.000	2	2	4	4.0	3	0	2	5	0	2	11	11.0	

12/30/55	L	83-78	(H)
1/5/91	L	71-67	(A)
2/6/96	W	68-65	(H)
2/17/96	L	72-69	(A)
3/1/97	L	82-54	(H)
1/10/98	L	98-84	(A)
2/28/98	W	70-66	(H)
1/16/99	W	64-55	(A)
1/5/00	W	66-58	(H)
2/22/00	W	68-50	(A)
2/28/01	W	73-66	(H)
1/7/03	L	68-63	(A)
3/6/04	L	58-53	(H)
12/4/10	W	79-76	(H)

#	Player		Total FG-FGA	3-Ptr FG-FGA	Rebounds FT-FTA	Off	Fld	Totl	PF	TP	A TO	Bk Stl	Min	
09	KELICE, Kevin	f	5-17	1-6	3-4	3	2	5	3	14	1	1	1	34
15	JONICO, Deniz	f	0-0	0-0	0-0	0	0	0	0	1	3	0	0	9
18	FLOWERS, John	f	4-7	0-0	5-5	3	2	5	4	13	3	1	2	26
03	MITCHELL, Casey	g	5-15	3-10	5-7	4	3	7	1	18	2	1	0	39
25	BRYANT, Darryl	g	5-6	2-3	8-8	0	1	1	5	20	3	0	0	17
02	THOROUGHMAN, Cam	f	0-1	0-1	0-0	0	3	3	2	0	1	1	0	0
04	WEST, Jonnie	0	0-0	0-0	0-0	0	0	0	0	0	0	0	0	0+
21	MAZZULLA, Joe	2-3	0-1	0-0	0-0	1	2	3	2	4	3	2	0	24
30	JENNINGS, Dan	2-2	0-0	0-0	3	3	6	3	4	0	1	1	0	16
32	PEPPER, Dalton	1-3	1-1	0-0	0	0	0	1	3	0	0	0	0	7
	Team				3	3	6							
	Totals		24-55	7-22	21-24	17	20	37	22	76	14	12	3	6 200
	FG % 1st Half:	10-28	35.7%	2nd half:	14-27	51.9%	Game:	24-55	43.6%					Deatoun
	3FG % 1st Half:	1-9	11.1%	2nd half:	6-13	46.2%	Game:	7-22	31.8%					

#	Player		Total			3-Ptr			Rebounds				A	T	Bk	Stl	Min
			FG	FGA	FG%	FT	FTA	FT%	Off	Def	TP	TP%					
45	Julian Gamble	f	1-2	0-0	0.0	0	3	3	4	2	0	0	0	1	0	1	20
42	Reggie Johnson	c	5-11	0-0	0.0	4-7	5	2	7	4	14	0	1	1	1	19	
01	Durand Scott	g	5-10	1-2	0.0	2	2	4	3	11	2	5	0	2	30		
03	Malcolm Grant	g	5-9	3-6	33.4	0	3	3	1	26	3	2	0	2	33		
25	Garrison Adams	g	4-10	0-1	0.0	1-2	2	1	3	0	9	2	1	0	2	37	
10	Raphael Apejorin	0	0-0	0-0	0.0	0	0	0	0	3	0	0	0	0	4		
15	Rion Brown	0	0-0	0-0	0.0	0	1	1	0	0	0	0	0	0	8		
22	Donnavan Kirk	1	1-2	0-0	0.0	1	0	1	1	2	0	0	0	0	3		
31	Adrian Thomas	4-10	4-7	1-2	1	1	2	4	13	3	1	0	1	0	33		
30	DeQuan Jones	1-1	0-0	0-0	0.0	1	0	1	0	2	0	1	0	1	13		
	Team						3	3	6								
	Totals		26-55	8-16	19-25	15	16	31	20	79	10	11	0	9	200		
	FG % 1st Half:	11-27	40.0%	2nd half:	15-28	53.6%	Game:	26-55	47.3%						Deabral		
	3FG % 1st Half:	3-6	50.0%	2nd half:	5-10	50.0%	Game:	8-16	50.0%								
	FT % 1st Half:	7-11	63.6%	2nd half:	5-6	83.3%	Game:	10-15	66.7%								

Score by periods	1st	2nd	Total
West Virginia	35	41	76
University of Miami	33	46	79

Last FG - WVU 2nd-00:21, UM 2nd-00:28.
Largest lead - WVU by 13 2nd-12:17, UM by 5 2nd-01:49.

	In Paint	Off T/O	2nd Chance	Fast Break	Bench
Points	30	18	17	4	11
Reb	24	12	14	7	17

Score tied - 1 time.
Lead changed - 3 times

634 Miami had held 634 of its last 635 opponents to less than 100 points. UNC was the last team to score 100+, defeating UM 105-64 on Jan. 31, 2007.

UM Communications

Assoc. AD for Communications Chris Freet
c.freet@miami.edu

MBB Contact Amy Woodruff
Assistant Director of Communications

Work/Cell (305) 284-3241 / (813) 410-1194

Email a.woodruff@miami.edu

Website www.HurricaneSports.com

2011-12 UM Quick Facts

Location	Coral Gables, Fla.
Stadium	BankUnited Center
Press Row	305-284-2111
Capacity	7,200
Enrollment	14,078
Founded	1925
Colors	Orange, Green, White
Nickname	Hurricanes
Mascot	Sebastian the Ibis
Conference	Atlantic Coast
President	Dr. Donna E. Shalala
Director of Athletics	Shawn Eichorst
Address	5821 San Amaro Drive Coral Gables, Fla. 33146

Head Coach	Jim Larranaga
Alma Mater	Providence, 1971
Record at UM	5-3 / First season
Overall Record	475-337 / 28th season

UM 2010-11 Overall Record	21-15
UM 2010-11 ACC Record	6-10
UM 2010-11 ACC Finish	9th

STAFF

Eric Konkol (Wisconsin-Eau Claire, '00)
Michael Huger (Bowling Green, '94)
Chris Caputo (Westfield (Mass.) State, '02)
Director of Operations: Mike Summey
Assoc. Director of Operations: Jamie Vathielil
Athletic Trainer: Wes Brown
Strength & Conditioning Coach: Jim Krumpas

HISTORY

First Season of Basketball	1926
Overall All-Time Record	877-673
Year UM Joined ACC	2004-05
NCAA Appearances	Six 1960, 1998, 1999, 2000, 2002, 2008
Last NCAA Appearance	L, 75-72 Second Round vs. Texas, 2008
NIT Appearances	10 1961, 1963, 1964, 1995, 1997, 2001, 2005, 2006, 2009, 2011
Last NIT Appearance	L, 79-64 Quarterfinals vs. Alabama, 2011

KEY RETURNERS

Name	Pts./Reb.	GP/S	Pos.	Yr.
Scott	13.6/4.2	36/35	G	Jr.
Grant	14.8/3.2 apg	36/36	G	Sr.
Johnson*	11.9/9.6	36/34	C	Jr.

*Due to injury Johnson will not play until January

ONLY SIX CANES WITH GAMETIME EXPERIENCE

When Coach Larranaga took the head coaching job at Miami in April, he had 10 returners from the 12-man roster that went 21-15 last season. But as of the first game in November, only six scholarship returners were available to play and only four played more than 15 minutes per game a season ago. Coach L also looked forward to four newcomers, but only three of those players are available for games so far this season.

Injuries have sidelined junior center Reggie Johnson, senior forward Julian Gamble and freshman guard Bishop Daniels, while senior forward DeQuan Jones will sit out the season due to an NCAA/University joint investigation. Returning junior guard Garrius Adams is also out the next two weeks with a lower leg injury.

Scholarship players returning from the 2010-11 team are: Malcolm Grant (14.8p, 1.8r), Durand Scott (13.6p, 4.2r), Garrius Adams (7.3p, 3.7r), Rion Brown (4.4p, 2.0r), Raphael Akpejori (1.6p, 1.6r) and Erik Swoope (1.4p, 1.0r).

Those six players combined for 54.5 percent of last year's field goals, 66.4 percent of three-pointers, 67.8 percent of free throws, 76.9 percent of assists and 67.0 percent of steals, but only 36.8 percent of rebounds, 22.6 percent of blocks and 58.6 percent of scoring.

After last season's NIT run, Miami had lost just one player in sixth-year forward Adrian Thomas and looked to return 85.9 percent of its scoring - including 93.7 percent of free throws and 67.1 percent of three-pointers - 93.0 percent of assists, 92.7 percent of blocked shots, 91.6 percent of steals and 88.1 percent of rebounding.

	November 2011	April 2011
Scholarship returners available	6	9
Scoring	58.6	85.9
Field goals made	54.5	86.5
Three pointers made	66.4	67.1
Free throws made	67.8	93.7
Assists	76.9	93.0
Steals	67.0	91.6
Rebounds	36.8	88.1
Blocks	22.6	92.7

McKINNEY JONES ON THE GLASS

At 6-foot-5, junior guard Trey McKinney Jones led or tied for game-high in rebounds in three-straight games this season. At Ole Miss, he just missed a double-double with 12 points and nine rebounds. He scored 10 points and grabbed seven rebounds at Purdue, then against UMass added 10 points and eight rebounds to his stats. He was one rebound shy of team-high honors against Memphis, where he had five boards and 10 points.

STARTERS BY GAME

TTU	Grant	Scott	Adams	Swoope	Kadji
RU	Grant	Scott	Adams	Swoope	Kadji
UNF	Grant	Scott	Adams	Swoope	Kadji
FGCU	Grant	Scott	Adams	Swoope	Kadji
OleMiss	Grant	Scott	Adams	Swoope	Kadji
Purdue	Grant	Scott	Adams	McKinney Jones	Swoope
UMass	Grant	Scott	Larkin	McKinney Jones	Akpejori
UM	Grant	Scott	Larkin	McKinney Jones	Akpejori
WVU					

MIAMI'S LARGEST IN 2011-12

Lead	19 vs. Rutgers, 11/15
Deficit	17 vs. Ole Miss, 11/25 17 vs. Memphis, 12/6
Margin of Victory	15 vs. Rutgers, 11/15
Margin of Defeat	17 vs. Memphis, 12/6
Halftime Lead	18 vs. FGCU, 11/22
Halftime Deficit	12, at Purdue, 11/29/11
Deficit in Win	9 vs. Tenn. Tech, 11/11
Halftime Deficit in Win	5 vs. Tenn. Tech, 11/11
Lead in Loss	7 vs. Memphis, 12/6
Halftime Lead in Loss	--

STATS BY HALF**MOST POINTS**

UM 1st	42 vs. FGCU, 11/22
Opp 1st	37 Purdue, 11/29
UM 2nd	44 vs. UNF, 11/19
Opp 2nd	44 UMass, 12/03 44 Memphis, 12/6

LEAST POINTS

UM 1st	25 vs. Ole Miss, 11/25 25 at Purdue, 11/29
Opp 1st	24 vs. FGCU, 11/22
UM 2nd	18 vs. FGCU, 11/22
Opp 2nd	25 vs. Ole Miss, 11/25

MOST REBOUNDS

UM 1st	26 vs. Memphis, 12/6
Opp 1st	27 Memphis, 12/6
UM 2nd	21 vs. UMass, 12/03
Opp 2nd	24 Rutgers, 11/11 24 UMass, 12/03

LEAST REBOUNDS

UM 1st	15 vs. Rutgers, 11/15
Opp 1st	14 Tennessee Tech, 11/11
UM 2nd	10 vs. Memphis, 12/6
Opp 2nd	12 Tennessee Tech, 11/11 12 Purdue, 11/29

FG SHOOTING (BEST)

UM 1st	56.0 (14-25) vs. Rutgers, 11/15
Opp 1st	53.8 (14-26) Purdue, 11/29
UM 2nd	55.0 (11-20) vs. UNF, 11/19
Opp 2nd	69.6 (16-23) Memphis, 12/6

FG SHOOTING (WORST)

UM 1st	27.6 (8-29) at Purdue, 11/29
Opp 1st	32.4 (12-37) Memphis, 12/6
UM 2nd	16.7 (4-24) vs. FGCU, 11/22
Opp 2nd	35.1 (13-37) Rutgers, 11/15

FT SHOOTING (BEST)

UM 1st	83.3 (10-12) vs. UMass, 12/03
Opp 1st	75.0 (6-8) Purdue, 11/29
UM 2nd	90.0 (18-20) vs. Tenn. Tech, 11/11
Opp 2nd	73.3 (11-15) Memphis, 12/6

FT SHOOTING (WORST)

UM 1st	0.0 (0-2) vs. Rutgers, 11/15
Opp 1st	0.0 (0-4) Rutgers, 11/15
UM 2nd	45.5 (5-11) vs. Memphis, 12/6
Opp 2nd	0.0 (0-2) Rutgers, 11/15

3-POINT SHOOTING (BEST)

UM 1st	55.6 (5-9) vs. UMass, 12/03
Opp 1st	60.0 (6-10) Tenn. Tech, 11/11
UM 2nd	50.0 (3-6) vs. UNF, 11/19
Opp 2nd	50.0 (6-12) Rutgers

3-POINT SHOOTING (WORST)

UM 1st	25.0 (3-12) at Purdue, 11/29
Opp 1st	0.0 (0-7) FGCU, 11/22 0.0 (0-7) Memphis, 12/6
UM 2nd	16.7 (2-12) vs. FGCU, 11/22
Opp 2nd	12.5 (1-8) Memphis, 12/6

2011-12 BREAKDOWN

Record	Overall	ACC
Home	5-1	
Away	0-2	
Neutral		

RECORD BY MONTH

	Overall	ACC
November	4-2	
December	1-1	

RECORD BY STARTING LINEUP

Grant, Scott, Adams, Swoope, Kadji	4-1
Grant, Scott, Adams, McKinney Jones, Swoope	0-1
Larkin, Grant, Scott, McKinney Jones, Akpejori	1-1

MIAMI'S RECORD WHEN

Leading at halftime: 4-0	
Trailing at halftime:	1-3
Tied at halftime:	--
Overtime:	0-1
Leading with 2:00 left	5-0
Trailing with 2:00 left	0-3
Tied with 2:00 left	--
UM shoots 50% or better from field:	--
UM shoots 40-49% from field:	3-0
UM shoots under 40% from field:	2-3
Opp. shoots 50% or better from field:	0-1
Opp. shoots 40-49% from field:	3-1
Opp. shoots under 40% from field:	2-1
UM outrebounds opponent:	1-1
Opp. outrebounds UM:	4-2
Tied in rebounds:	--
UM records 10 or more steals:	0-1
UM records 15 or more assists:	--
UM commits less than 15 turnovers:	5-2
UM commits 15 or more turnovers:	0-1
UM commits less turnovers than opp.:	4-0
UM commits more turnovers than opp.:	1-2
Tied in turnovers:	0-1
UM shoots 70% or better from the line:	4-1
UM shoots less than 70% from the line:	1-2
UM scores 59 points or less:	0-1
UM scores between 60-69 points:	2-2
UM scores between 70-79 points:	2-0
UM scores between 80-89 points:	1-0
UM scores between 90-99 points:	--
UM scores 100 or more points:	--
Two or less Canes score in double figures:	1-0
Three Canes score in double figures:	2-2
Four or more Canes in double figures:	2-1
Playing on Saturday:	2-0
Playing on Sunday:	--
Playing on Monday:	--
Playing on Tuesday:	2-2
Playing on Wednesday:	--
Playing on Thursday:	--
Playing on Friday:	1-1
Playing during the afternoon:	1-1
Playing in the evening (5 p.m. or later):	4-2
Games decided by three points or less:	0-1
Games decided by four to 10 points:	2-0
Games decided by 11-20 points:	3-2
Games decided by more than 20 points:	--

BLOCK PARTY

Miami has averaged 4.8 blocks per game despite only two players being taller than 6-foot-6. Kenny Kadji (6-10) leads the charge with 14 swats, followed by nine from Raphael Akpejori (6-10) and eight from Erik Swoope (6-6). Durand Scott (6-5) has four and Garrius Adams (6-6), Rion Brown (6-6) and Shane Larkin (5-11) each have recorded one.

CANES START WITH SMALL LINEUP

Against UMass and Memphis, Miami started four guards in Shane Larkin, Malcolm Grant, Durand Scott and Trey McKinney Jones, along with forward Raphael Akpejori. With Larkin at 5-foot-11, Grant at 6-1 and Scott and McKinney Jones each standing 6-5, Miami's four-guard lineup averaged 6-foot-2-inches, added to the 6-10 Akpejori.

At Purdue McKinney Jones (6-5) earned his first start of the season as Coach Larranaga took 6-10 Kenny Kadji out of the starting five for the first time this year.

The Canes have two players averaging more than 30 minutes per game, and their average height is 6-3. Durand Scott (6-5) is on the court the most with 35.0 mpg, while Malcolm Grant (6-1) averages 33.0 mpg. Trey McKinney Jones (6-5) is on the court 26.0 mpg, followed by Erik Swoope (6-6) with 25.6 mpg, Garrius Adams (6-6) 23.9 mpg and Shane Larkin (5-11) at 23.4 mpg.

The height in the lineup, Kenny Kadji (6-11) and Raphael Akpejori (6-10), average 19.6 and 11.4 minutes, respectively.

FOUR-STRAIGHT ESPN GAMES

Miami will play four-straight games on the ESPN body of networks as the Canes played at Purdue on ESPN2 (Nov. 29), against UMass on ESPNU (Dec. 3) and vs. Memphis (Dec. 6). Miami now hits the road for the game at West Virginia (Dec. 10) on ESPN2.

SHOOTING FROM LONG RANGE

Miami has attempted 444 shots in its first eight games, 174 of which have been from beyond the arc, which means 39.2 percent of the Canes' shots are from long range. Miami is shooting 35.1 percent from three and 39.4 percent from the field.

REBOUNDS FROM EVERYONE

Seven players have led or tied for team-high in rebounds this season in Miami's eight games. Only Trey McKinney Jones has been the top rebounder three times, grabbing a team-high nine at Ole Miss, eight against UMass and sharing top honors with Raphael Akpejori (7) at Purdue.

The Canes' rebounding leaders have been:

Garrius Adams, 8 vs. Tennessee Tech
 Erik Swoope, 8 vs. Rutgers
 Kenny Kadji, 10 vs. UNF
 Shane Larkin, 6 vs. Florida Gulf Coast
 Trey McKinney Jones, 9 at Ole Miss
 Raphael Akpejori / McKinney Jones, 7 at Purdue
 McKinney Jones, 8 vs. UMass
 Durant Scott / Kadji, 6 vs. Memphis

MIAMI VS. THE CONFERENCES

Atlantic Sun (UNF, FGCU)	2-0
A-10 (UMass)	1-0
BIG EAST (Rutgers)	1-0
BIG 10 (Purdue)	0-1
Conference USA (Memphis)	0-1
Ohio Valley (Tennessee Tech)	1-0
SEC (Ole Miss)	0-1

ACC PRESEASON POLL, 2011-12

1. North Carolina (57), 706
2. Duke (2), 649
3. Florida State, 560
4. Virginia, 463
5. **Miami, 455**
6. Virginia Tech, 411
7. Clemson, 403
8. NC State, 316
9. Maryland, 264
10. Georgia Tech, 176
11. Wake Forest, 109
12. Boston College, 90

PRESEASON ALL-ACC

Harrison Barnes, UNC, 59*

John Henson, UNC, 47

Tyler Zeller, UNC, 46

Malcolm Grant, Miami, 32

Seth Curry, Duke, 20 (t)

Mike Scott, Virginia, 20 (t)

*denote unanimous

PRESEASON PLAYER OF THE YEAR

Harrison Barnes, North Carolina, 57

John Henson, North Carolina, 2

PRESEASON ROOKIE OF THE YEAR

Austin Rivers, Duke, 57

James Michael McAdoo, 1

Nick Faust, Maryland, 1

2010-11 ACC FINAL STANDINGS

1. North Carolina	14-2	29-8
2. Duke	13-3	32-5
3. Florida State	11-5	23-11
4. Clemson	9-7	22-12
Boston College	9-7	21-13
Virginia Tech	9-7	22-12
7. Maryland	7-9	19-14
Virginia	7-9	16-15
9. Miami	6-10	21-15
10. NC State	5-11	15-16
Georgia Tech	5-11	13-18
12. Wake Forest	1-15	8-24

SWOOPES MAKES MAJOR IMPROVEMENTS

Sophomore forward Erik Swoope is averaging 3.8 rebounds per game (30 total) and is sixth on the squad with 5.9 ppg (47 total). In his freshman campaign, Swoope scored only 40 total points (1.4 ppg) and grabbed 29 rebounds (1.0 rpg).

CANES WEARING LEBRON COLORWAYS

The University of Miami was one of three university basketball teams to hit the court on October 14 in their own colorways of the new Nike LEBRON 9. The Hurricanes are playing in white/white/gorge green/total orange this season. Miami's colorway shoe became available on retail on Nov. 29. Light yet powerful, like its namesake, LeBron James -- and designed in conjunction with his insight -- the LEBRON 9 is the first shoe to integrate Flywire technology and Hyperfuse construction in the upper for superior support. The shoe also combines Max Air 180 and a Nike Zoom unit for comfort and responsiveness.

FORMER CANE HOOPER IN THE NFL

Former Cane hooper Jimmy Graham (2005-09), and current New Orleans tight end, had eight receptions for 89 yards in the Saints' 31-17 victory over Detroit in Week 13. In two years with New Orleans, Graham has 106 receptions for 1,402 yards and 13 touchdowns.

At Miami, Graham played basketball from 2005-2009, graduated with a double major in marketing and management, then joined the 2009 football team while taking graduate classes. That season he totaled 17 receptions for 213 yards and five touchdowns. Graham averaged 4.2 ppg, shooting 49.5 percent from the field, and 4.2 rpg in 120 games in his four years with the Miami men's basketball team.

MIAMI IS A TOP ACADEMIC INSTITUTION

Already the top academic institution in the state of Florida and a world-renowned research institution, the University of Miami and its Department of Athletics are building upon its reputation for developing world-class students. In the 2012 edition of the U.S. News & World

AP POLL - 12/05

1	Kentucky (47)	8-0	1,606
2	Ohio State (18)	8-0	1,575
3	Syracuse	8-0	1,491
4	North Carolina	6-2	1,328
5	Louisville	7-0	1,325
6	Baylor	7-0	1,283
7	Duke	7-1	1,264
8	Xavier	6-0	1,133
9	Connecticut	7-1	1,120
10	Missouri	7-0	1,009
11	Marquette	7-0	982
12	Florida	5-2	923
13	Kansas	5-2	833
14	Wisconsin	6-2	665
15	Pittsburgh	7-1	660
16	Alabama	7-1	635
17	Mississippi State	8-1	493
18	Georgetown	7-1	491
19	Creighton	7-0	352
20	Michigan	6-2	312
21	Memphis	4-2	216
22	Texas A&M	6-1	199
23	Gonzaga	5-1	197
24	Illinois	8-0	193
25	Harvard	8-0	191

Others receiving votes: UNLV 188, Vanderbilt 141, Michigan State 135, San Diego State 141, Virginia 26, Saint Louis 25, Stanford 23, Purdue 12, California 11, Cleveland State 9, Florida State 7, Kansas State 6, Arizona 5, Indiana 4, Murray State 2, Northern Iowa 2, Oregon State 2, UC Santa Barbara 1

ESPN/USA TODAY - 12/05

1	Kentucky (19)	8-0	763
2	Ohio State (11)	8-0	754
3	Syracuse (1)	8-0	713
4	Louisville	7-0	654
5	Duke	7-1	611
6	North Carolina	6-2	594
7	Baylor	7-0	582
8	Xavier	6-0	538
9	Connecticut	7-1	533
10	Missouri	7-0	511
11	Marquette	7-0	468
12	Florida	5-2	419
13	Kansas	5-2	385
14	Pittsburgh	7-1	359
15	Alabama	7-1	326
16	Wisconsin	6-2	306
17	Creighton	7-0	222
18	Mississippi State	8-1	208
19	Michigan	6-2	164
20	Memphis	4-2	154
21	Georgetown	7-1	136
22	Gonzaga	5-1	96
23	Illinois	8-0	96
24	Harvard	8-0	95
25	Texas A&M	6-1	79

Others receiving votes: UNLV 62, Vanderbilt 61, California 32, San Diego State 30, Michigan State 29, Indiana 23, Saint Louis 18, Northwestern 8, Murray State 8, Stanford 7, Kansas State 4, Purdue 4, Saint Mary's 4, Virginia 4, Washington 3, Cincinnati 3, Cleveland State 3, Tulane 2, Arizona 2, George Mason 1, Northern Iowa 1

2011-12 Record Chasers**CAREER 3-POINT LEADERS**

1.	Jack McClinton	(2006-09)	286
2.	Steven Edwards	(1992-96)	265
3.	Darius Rice	(2000-04)	260
4.	Robert Hite	(2002-06)	228
5.	Adrian Thomas	(2005-11)	204
6.	Malcolm Grant	(2009-pres.)	180
	Guillermo Diaz	(2003-06)	174

Note: 3-point FGs were adopted in 1986-87

CAREER CONSECUTIVE GAMES WITH 3-POINT FIELD GOAL MADE

1.	Jack McClinton, 2008-09	35
2.	Steven Edwards, 1994-95	32
3.	Malcolm Grant, 2010-pres.	31
	Jack McClinton, 2007-08	30
5.	Steven Edwards, 1993	26
6.	Adrian Thomas, 2010-11	20
	Johnny Hemsley, 1998-99	20
	Steven Edwards, 1995-96	20
9.	Marcus Barnes, 2002	17
10.	James Dews, 2007-08	16
11.	Adrian Thomas, 2010	15
	Darius Rice, 2001	15
13.	Malcolm Grant, 2010	14
	Adrian Thomas, 2009	14
	Darius Rice, 2003	14
	James Jones, 2001	14
	Kevin Presto, 1988-89	14
	Steven Edwards, 1994	14
	Steve Frazier, 1994	14

CAREER ASSISTS

1.	Vernon Jennings, 1996-00	520
2.	Kevin Norris, 1994-98	493
3.	John Salmons, 1998-02	429
4.	Kevin Presto, 1985-89	412
5.	Thomas Hocker, 1987-90	384
6.	Anthony Harris, 2002-07	330
7.	Michael Gardner, 1991-94	319
8.	Steven Edwards, 1992-96	312
9.	Mike Simmons, 1998-03	263
10.	Jerome Scott, 1988-92	257
11.	Durand Scott, 2009-pres.	256
12.	Malcolm Grant, 2009-pres.	242
13.	Jack McClinton, 2006-09	239

ACC ALL-TIME 3-POINT FIELD GOAL CONSECUTIVE GAMES STREAK

69	Dennis Scott, Georgia Tech	1988 & 1989 & 1990
51	Justin Gray, Wake Forest	2004 & 2005
50	Curtis Staples, Virginia	1995 & 1996 & 1997
45	Cliff Hammonds, Clemson	2006 & 2007 & 2008
43	Rodney Monroe, NC State	1990 & 1991
42	Matt Harpring, Georgia Tech	1995 & 1996
41	Anthony Morrow, Georgia Tech	2007 & 2008
38	Travis Best, Georgia Tech	1992 & 1993
37	Sean Singletary, Virginia	2007 & 2008
37	Trajan Langdon, Duke	1995 & 1996
35	J.J. Redick, Duke	2006
34	Rashad McCants, North Carolina	2004 & 2005
34	Shammond Williams, N. Carolina	1997 & 1998
34	Jason Williams, Duke	2001 & 2002
34	Hubert Davis, North Carolina	1991 & 1992
33	Jon Scheyer, Duke	2010
33	Trajan Langdon, Duke	1998 & 1999
33	Randolph Childress, Wake Forest	1994 & 1995
32	Jack McClinton, Miami	2008 & 2009
31	Malcolm Grant, Miami	2011 & 2012
31	Shane Battier, Duke	2001

CREDENTIAL REQUESTS

Credential requests are taken via e-mail. Please e-mail Amy Woodruff (A.Woodruff@miami.edu). Requests must be made a week in advance of the game. Media attending games will have to show ID and pass through security to enter the BankUnited Center. Any misuse of credentials will result in removal from the BankUnited Center and the permanent voiding of the credential.

INTERVIEWS

Coach Larranaga and requested players are available at the beginning of practice throughout the season. Please contact Amy Woodruff (A.Woodruff@miami.edu) to request attendance at practice. Under no circumstances should media members contact a Miami student-athlete without prior consent and approval from the UM Communications office and/or basketball contact Amy Woodruff. The same policy applies to the family members of student-athletes.

STAFF INTERVIEWS

All interview requests for assistant coaches or athletics department staff members must also be approved and cleared by the UM Communications office and/or basketball contact Amy Woodruff.

POSTGAME POLICY

The UM locker room is closed at all times. For home games, Coach Larranaga and a handful of Hurricane players will report to the media room for interviews following the opposing team's postgame press conference. UM will take interview requests for players and assistant coaches with 10 minutes remaining in the game. On the road, Miami will conduct interviews at the designated location by the host institution.

Report's annual issue, the University of Miami rose to number 38 - up from 47 last year, a nine-point rise. UM remains the highest ranked school in the state of Florida.

FAST BREAKS

They are stories of perseverance. Stories about growing up, becoming men and being a part of a family. One-by-one, we hear from them. These are the Miami Hurricanes. Check out Miami's website or the player bio section of the notes for in-depth interviews with each player.

GRANT SCORED 10+ IN SEVEN GAMES

Senior guard Malcolm Grant scored double digits in the first seven games, the only Hurricane to notch at least 10 points in each game. Grant notched back-to-back 20-point games with 21 against FGCU and 22 at Ole Miss. Grant leads the team with his 17.1 points per game.

CANES WIN 100TH AT BANKUNITED CENTER

The Hurricanes are 5-1 in the BankUnited Center this season after going 13-4 at home in 2010-11. UM is 100-45 overall at the arena since it opened in the 2002-03 season. Miami has compiled an 87-31 record at home since joining the ACC for the 2004-05 season. The Hurricanes have notched double-digit home wins at the BankUnited in four-straight seasons.

SCOTT LEADS IN SCORING DESPITE NO FG

Junior guard Durand Scott led the Canes in scoring against UMass by hitting 16-of-18 free throws. Scott was 0-of-6 from the field, but filled the stat sheet with six assists, six rebounds and a steal in 36 minutes on the court. It's the most points scored by a Division I player without a field goal since Binghamton's Sebastian Hermenier's 17 against Vermont in 2006. Scott's total is the most by a major conference player without a field goal since Indiana's Michael Lewis also scored 16 against Minnesota in 1998.

FRESHMAN LARKIN EARNS START AGAINST UMASS

After a breakout game against Purdue, true freshman Shane Larkin earned his first-career start the next game, against UMass on Dec. 3. In those two games, Larkin averaged 15.0 points, 2.0 assists, 2.0 rebounds and 0.5 steals. He was 6-of-7 from long range (85.7%), hitting 9-of-18 overall from the field, and a perfect 6-of-6 at the line in those two games.

GRANT WITH BACK-TO-BACK 20-POINT GAMES

Senior Malcolm Grant scored at least 20 points in back-to-back games, notching 21 against FGCU and 22 at Ole Miss. The game against the Rebels was Grant's eighth 20-point night as a Hurricane and the second time he's had back-to-back 20-point nights. Last season he drained 20 points against Florida State then notched 23 at NC State.

LARKIN NETS 13 POINTS IN FOUR MINUTES

Freshman guard Shane Larkin scored 13 of Miami's 15 points from 14:27 to 10:45 in the second half at Purdue. In that span, Larkin hit a trio of threes, a jumper and two free throws. Trey McKinney Jones broke up Larkin's streak with a jumper at 12:55.

CANES MAKE A RUN AT REBELS

After Ole Miss took the early 17-0 lead in Oxford, Miami went ahead 25-24 with 1:30 left in the first period. The Canes outscored the Rebels 61-47 in the final 33 minutes of regulation after not hitting a bucket in the first seven minutes of the game. In the second half, Malcolm Grant hit a three, his fourth of the night, to tie the game at 46 apiece with a little more than seven minutes remaining in the game. The next trip down, he hit another long ball to take the three-point lead. Miami only scored five points in the last seven minutes

of regulation, forcing the game into overtime.

LARKIN BEGAN WITH THREE IN A TRIO OF GAMES

Shane Larkin scored three points in his first possession each of his first three games with the Canes. In his debut, Larkin drained a three moments after he stepped on the court for the first time in a collegiate game. Against UNF, Larkin made a nice driving layup, then hit the and-one free throw for his first three points of the game. Against FGCU, Larkin again drained a long ball for his first points of the game.

THREE-POINT DEFENSE IS A FOCUS VS. FGCU

Prior to the game against Florida Gulf Coast, Miami was allowing opponents a 38.1 percent (24-63) shooting clip from long range. The Canes forced the Eagles into shooting just 20 percent from the three-point line, hitting only 3-of-15, on Nov. 22. FGCU was shooting 43.2 percent from long range entering the game.

KADJI IN THE PAINT

Sophomore Kenny Kadji scored the Canes' first four points against UNF and finished the game with nine points and 10 rebounds. The 10 rebounds marked the first double-digit rebounding game by the Canes this season.

OFFENSIVE GLASS

The Hurricanes dominated the offensive glass against Tennessee Tech, pulling in 14 offensive rebounds (28 total) compared to the Golden Eagles only managing five offensive boards and 26 total.

JONES OUT FOR THE SEASON

Senior **DeQuan Jones** will not participate in competition during the 2011-12 men's basketball season as the NCAA and University continue their joint investigation. The University and Jones will continue to cooperate fully with the NCAA. Jones averaged 4.5 ppg and 2.5 rpg his junior season.

NCAA GRANTS LARKIN A WAIVER

On Nov. 15, freshman Shane Larkin received an NCAA waiver that allowed him to compete immediately for the men's basketball team. Larkin originally committed to DePaul in 2010, but was granted a release from the school in August 2011. Larkin averaged 18.8 points, 6.4 rebounds, 6.3 assists and 3.5 steals per game as a senior at Dr. Phillips High in Orlando. A two-time all state player, he was also runner up for the 6A Player of the Year as a junior and senior. His high school resume landed him among the top 20 point guards in the country by Scout.com and earned him a No. 72 national ranking.

CANES POST SECOND-BEST TEAM GPA

In the spring of 2011, the men's basketball team

posted its second-best spring team GPA in the history of the program. Senior Julian Gamble earned a 4.0 GPA for the fall 2010 semester while Eric Swoope, Adrian Thomas, Justin Heller and Ryan Quiglar registered a 3.0 or better to be named to the 55th Annual ACC Honor Roll. Swoope and Thomas were also listed on the 2011 All-ACC Academic Men's Basketball Team.

GAMBLE OUT FOR SEASON

In August senior Julian Gamble tore the Anterior Cruciate Ligament (ACL) in his left leg and will miss the entire 2011-12 men's basketball season. A team leader, Gamble started 13 games in 2010-11 and averaged 3.8 points, 4.0 rebounds and 0.8 blocks per game. The Canes now have two post players injured in Gamble and junior center Reggie Johnson.

JOHNSON UNDERGOES KNEE SURGERY

Center Reggie Johnson successfully underwent surgery on June 30 to repair a torn meniscus in his right knee and is expected to be sidelined for five to six months as he recuperates. Johnson injured the knee during a pick-up game with teammates on June 27 and underwent a MRI on June 28. University of Miami team physician Dr. Bryson Lesniak, M.D., performed the surgery on June 30, which revealed the extent of the injury. Rehabilitation is expected to last from five to six months, which would allow Johnson to return in time for the start of the Atlantic Coast Conference schedule in January.

2010-11 REVIEW

The Hurricanes closed the 2010-11 season with a 21-15 overall record, having won nine of their last 15 games, and advancing to the quarterfinals of the National Invitation Tournament for the second time in program history.

The 2011 Canes finished at No. 69 in the final NCAA RPI with a strength of schedule ranked No. 41 by Real-TimeRPI.com and No. 43 by CollegeRPI.com.

Last season, Miami registered wins over NCAA Tournament teams West Virginia and Akron, as well as NIT teams Boston College (twice), McNeese State, Florida Atlantic and Missouri State.

100 ASSISTS FOR GRANT AND SCOTT

Malcolm Grant and Durand Scott were the first teammates to notch consecutive 100-assist seasons since Thomas Hocker and Kevin Presto achieved the feat in both 1987-88 and 1988-89. In 2009, Grant and Scott became the first UM duo since 1992-93 to collect 100 assists in the same season and the fourth pair of teammates to do so in UM history.

In 2010-11 Grant totaled 115 handouts while Scott notched 112 assists. The previous season, Grant totaled 117 while Scott added 113.

CANES IN THE ACC - after games on Dec. 6

Malcolm Grant	3pt FG Made/Game	1st	3.1
	Scoring	6th	15.6
	3pt FG Percent	8th	38.5
	Minutes Played	5th	33.0
Durand Scott	Scoring	16th	12.6
	Assists	4th	3.9
	Assist/Turnover Ratio	3rd	2.6
	Minutes Played	1st	35.0
Shane Larkin	Steals	5th	1.6
Trey McKinney Jones	Rebounds	t-18th	5.4
Kenny Kadji	Blocks	5th	1.8
Raphael Akpejori	Blocks	t-10th	1.1

MIAMI IN THE ACC - after games on Dec. 6

Scoring Offense	t-6th	67.4
Scoring Defense	6th	64.1
Scoring Margin	9th	+3.2
Free Throw Percentage	4th	70.3
Field Goal Percentage	11th	39.4
FG Percentage Defense	7th	41.5
3-Pt FG Percentage	6th	35.1
3-Pt FG Pct. Defense	6th	31.5
Off Rebounds	6th	35.8
Def Rebounds	10th	36.5
Reb Margin	10th	-0.8
Blocked Shots	6th	4.8
Assists	t-9th	11.6
Steals	7th	6.3
Turnover Margin	3rd	+2.0
Assist / Turnover Ratio	5th	1.0
3-Pt Made	2nd	7.6

MILESTONES ON THE HORIZON**1,000 Points**

Malcolm Grant - 975 points
Durand Scott - 930 points

300 Assists

Durand Scott - 256 assists
Malcolm Grant - 242 assists

200 Three Pointers Made

Malcolm Grant - 180 3FGM

200 Free Throws Made

Durand Scott - 259 FTM

MIAMI IN NCAA STATS As of Dec. 5

Category	Rank	Actual	National Leader	Actual
Won-Lost Percentage (338 ranked)	77	71.4	15 Teams	100.0
Scoring Offense (338 ranked)	157	69.3	Iona	92.0
Scoring Defense (338 ranked)	106	63.1	Wisconsin	44.5
Scoring Margin (338 ranked)	113	6.1	Ohio St.	29.3
Field-Goal Percentage (338 ranked)	276	39.9	Middle Tenn.	53.7
Field-Goal Percentage Defense (338 ranked)	116	40.7	Kentucky	32.6
Three-Point Field Goals Per Game (338 ranked)	45	8.0	Troy	12.0
Three-Point Field-Goal Percentage (338 ranked)	109	35.9	Colorado St.	45.6
Three Pt FG Defense (338 ranked)	188	33.6	Cleveland St.	20.2
Free-Throw Percentage (338 ranked)	67	72.6	Denver	83.2
Rebound Margin (338 ranked)	190	0.3	Michigan St.	13.3
Assists Per Game (338 ranked)	199	12.4	Iona	22.6
Assist Turnover Ratio (338 ranked)	57	1.13	Northwestern	1.77
Blocked Shots Per Game (338 ranked)	71	4.7	Kentucky	10.9
Steals Per Game (338 ranked)	174	6.7	Syracuse	12.5
Turnovers Per Game (338 ranked)	13	11.0	Wisconsin	8.6
Turnover Margin (338 ranked)	57	3.1	Ohio St.	8.8
Personal Fouls Per Game (338 ranked)	82	17.4	Mississippi St.	12

HURRICANES IN NCAA STATS As of Dec. 5

Category	Player	Rank	Actual	National Leader	Actual
Points Per Game (250 ranked)	Malcolm Grant	103	17.1	Damian Lillard, WebrSt	28.2
Three-Point FG Per Game (250 ranked)	Malcolm Grant	10	3.4	John Jenkins, Vandy	4.1
Three-Point FG Percentage (250 ranked)	Malcolm Grant	73	40.0	Dylan Royer, CalPly	66.7
Free-Throw Percentage (250 ranked)	Durand Scott	220	78.7	George Beamon, Mnhn	97.4
Assists Per Game (250 ranked)	Durand Scott	176	3.7	Scott Machado, Iona	11.4
Blocked Shots Per Game (250 ranked)	Kenny Kadji	144	1.4	C.J. Aiken, StJoes	5.0
	Erik Swoope	224	1.1		
	Raphael Akpejori	224	1.1		
Steals Per Game (250 ranked)	Shane Larkin	205	1.7	Justin Edwards, Maine	3.8
Assist Turnover Ratio (250 ranked)	Durand Scott	38	2.6	JayDee Luster, Wyo.	7.4

20-POINT GAMES**Malcolm Grant**

26	12/04/10	vs. West Virginia
25	12/22/10	vs. Rice
23	03/16/11	vs. FAU
23	01/23/11	at NC State
23	11/12/10	vs. Jacksonville
22	12/30/10	vs. Pepperdine
22	11/25/11	at Ole Miss
21	11/22/11	vs. FGCU
20	01/19/11	vs. Florida State
20	11/27/10	at FGCU

Durand Scott

29	03/02/10	at North Carolina
27	11/30/10	vs. Ole Miss
24	01/08/11	at Clemson
21	01/30/11	at Virginia Tech
21	03/13/10	vs. Duke
20	03/21/11	vs. Missouri State
20	11/15/10	at Memphis
20	11/12/10	vs. Jacksonville
20	12/02/09	vs. Minnesota

Reggie Johnson

25	02/09/11	at Wake Forest
22	03/11/10	vs. Wake Forest
22	01/02/11	at Duke
21	12/23/10	vs. Akron
20	01/23/11	at NC State

CANES IMPROVE STRENGTH AND SPEED

Miami adapted to many changes in the past few months with the addition of coaches and new philosophies. Now the team is learning how basketball is not just about playing defense and shooting a basketball, it's also about the weight room. Since Strength and Conditioning Coach Jim Krumpo joined the staff in the spring, the men's basketball team has increased its strength and speed exponentially. The players were first tested in various strength and agility tests in late May, then were checked again the first week of October. Within those five months, the Canes tremendously improved their team averages on the one-step vertical jump (two inches), the bench press average maximum (26 pounds), the 185 test (3.7 reps) and the mile run (90 seconds). Individually, Malcolm Grant and DeQuan Jones each added four inches to their one-step vertical jump, closely followed by a 3.5-inch increase by Garrius Adams. Four players - Raphael Akpejori, Rion Brown, DeQuan Jones and Trey McKinney Jones - increased their leg press weight by 180 pounds and three players - Akpejori, Reggie Johnson and Jones - added 50 pounds to their bench press maximums. In the 185 test, bench pressing 185 pounds as many times as possible, Johnson upped his mark by eight reps and Adams added seven more up-and-downs. Adams and Jones also had major improvements in the chin up (body weight plus weight attached to a belt), notching 69 more pounds per pull up than their previous mark. In the mile run, Justin Heller and Durand Scott each knocked off at least three minutes from their original time, while Jones took two fewer minutes on his second testing. Akpejori ran a team-best mile with a time of 5:22, closely followed by Rion Brown at 5:23.

TWO HIGH SCHOOL SENIORS SIGN NLI WITH CANES

High school seniors Melvin Johnson and Tonye Jekiri have each signed a National Letter of Intent with the University of Miami men's basketball program, head coach Jim Larranaga announced. Jekiri, a 6-11, 220-pound center from Nigeria, is a local product from Hialeah's Champagnat Catholic School. Johnson is a 6-3, 188-pound guard from the Bronx, N.Y., who plays high school ball at St. Benedict's Prep (N.J.).

Jekiri is rated the 17th-best center in the country by ESPN.com and No. 13 by Scout.com. The big man can play with his back to the basket or step out for a 10-12-foot shot, and he can run the floor like a guard. A native of Nigeria, Jekiri moved to South Florida in September 2010 to begin his basketball career. He averaged 14 points and 10 rebounds per game last season with Champagnat, his first year of organized hoops. On the AAU circuit, he played with Team Breakdown over the summer, where he dominated at the Source Hoops Elite Camp and led Team Breakdown to championships in the Breakdown Hoops Festival and the Big Shots Myrtle Beach I. Jekiri chose Miami over considerations from Virginia Tech, Clemson, Florida State, Auburn, Vanderbilt and Alabama.

Also complementing Miami for the 2012-13 season will be Melvin Johnson, a senior guard at St. Benedict's Prep in Newark, N.J. Johnson is rated by ESPN.com as the 44th-best shooting guard in the country in 2012 and ESPNU ranks him No. 51 nationally, and ninth in New York, at the point guard position. He is a deadly spot-up shooter who can stretch opposing defenses and will contribute to Miami's uptempo offensive attack as a combo guard. Johnson traveled the AAU circuit with the Long Island Lightning, earning the MVP of the Hoop Group Elite Camp Session I. Johnson began his prep career with current Canes guard Durand Scott at Rice High in Harlem, but when the school closed last year, Johnson moved to St. Benedict's. Johnson chose Miami over Virginia Tech, Georgetown, South Florida, Dayton and College of Charleston.



BANKUNITED CENTER

Opened in 2003, the BankUnited Center, which seats 7,200 fans for basketball games, is located on the University of Miami's beautiful Coral Gables campus. The venue also hosts concerts, trade shows, lecture series and sporting events, in addition to serving as the home to the Hurricanes' men's and women's basketball teams.

Over the last three seasons, the Hurricanes have established home court dominance, winning 51 games at the "BUC" — including a school-record 14-2 mark in 2007-08 and memorable victories over No. 4/5 Duke, No. 6/7 Wake Forest and No. 20/20 Georgia Tech.

With its grand opening in January of 2003 — a 64-61 overtime win over North Carolina, the BankUnited Center became the University's first on-campus venue with seating to accommodate large events offering an ideal capacity for concerts, conferences, lecture series, banquets and more. It significantly increases the University of Miami's collegiate experience for its students by allowing on-campus events such as commencements, sports, convocations and pep rallies. The

community also benefits from the venue's utilization as a showcase for a host of family shows and other special activities.

The BankUnited Center has 25 suites. Each suite is equipped with 12 box seats with three additional bar stools, a lounge area, television and phones, along with a kitchen area with a bar and refrigerator.


The BankUnited Center is managed by Global Spectrum. The Philadelphia-based company is part of one of the world's largest sports and entertainment companies, Comcast-Spectacor, which also owns the Philadelphia 76ers (NBA) and the Philadelphia Flyers (NHL).

THE FIELDHOUSE

The newest addition to Miami athletics opened in March of 2009, with the debut of the Hurricanes' on-campus practice facility. The 29,000-square foot facility is conveniently located immediately adjacent to the BankUnited Center, alongside the Hurricanes 100 Room north of the arena. The new facility houses several full-size practice courts, as well as a multi-purpose room to host a variety of events — including the Miami Heat's 2010 Media Day.

Miami basketball players have access to the secure facility 24 hours a day, allowing the Hurricanes court time at any time all-year round. UM players use the facility for both conditioning and practice sessions, as well as for individual workouts and pick-up games.

The Fieldhouse was also honored for its sustainability components, earning the LEED® Gold designation established by the U.S. Green Building Council and verified by the Green Building Certification Institute (GBCI). The facility achieved the certification specifically for its energy use, lighting, water and material use as well as incorporating a variety of other sustainable strategies. By using less energy and water, LEED certified buildings save money for businesses and taxpayers; reduce greenhouse gas emissions; and contribute to a healthier environment for residents, workers and the larger community.



IN THE NEWS

CANES VISIT LORRAINE MOTEL WHERE MLK WAS ASSASSINATED

On Nov. 26, the University of Miami men's basketball team visited the Lorraine Motel in Memphis, Tenn., where Martin Luther King, Jr. was assassinated on April 4, 1968. The building is now attached to the National Civil Rights Museum.

"I was there when I was in middle school, so it was interesting to go back again," said Erik Swoope, who has been studying the incident in his African American studies class at Miami. "It's shocking to see how easy it all happened. When I went through the museum, it showed how everything developed. It's mind-blowing that something like that happened to him when he was focused on doing everything in a peaceful way. It was a very sad time."

Miami stayed in Memphis after Friday's game at Ole Miss. The players and staff made an early pit stop to visit the motel on their way to the airport, receiving a quick history lesson on its way to West Lafayette, Ind., for a Tuesday matchup with Purdue.

"It meant a lot to me and to the team to be there because of the history," said Garrius Adams. "It was great to see in person for the first time. I especially liked the quotes from Martin Luther King on the plaques around the hotel and just seeing where history happened."

GRANT CANDIDATE FOR SENIOR CLASS AWARD

Senior guard Malcolm Grant joins 60 NCAA® men's and women's basketball student-athletes who excel both on and off the court as candidates for the 2011-12 Lowe's Senior CLASS Award.

To be eligible for the award, a student-athlete must be classified as an NCAA Division I senior and have notable achievements in four areas of excellence — community, classroom, character and competition. The complete list of candidates follows this release.

Grant, from Brooklyn, N.Y., is a Preseason All-ACC Player who led the ACC in three-point percentage, three-pointers made and free throw percentage, earning third team All-ACC honors.

An acronym for Celebrating Loyalty and Achievement for Staying in School®, the Lowe's Senior CLASS Award focuses on the total student-athlete and encourages students to use their platform in athletics to make a positive impact as leaders in their communities.

LARRANAGA INDUCTED INTO NYC HALL OF FAME

Coach Jim Larranaga was inducted into the New York City Basketball Hall of Fame on Sept. 22, 2011, in a ceremony held at the New York Athletic Club on Central Park South at 59th Street.

Born in the Bronx, N.Y., Larranaga built the George Mason Patriots' program into a perennial contender in the highly-regarded Colonial Athletic Association, winning more games than any other coach in program and conference history (273) en route to three conference titles (2008, 2001, 1999).

Larranaga was joined at the 2011 induction ceremony by Donnie Walsh, former New York Knicks President; longtime Knicks trainer Mike Saunders; former Knick John Warren; a member of the Knicks 1969-70 NBA championship team, the late Lloyd "Sonny" Dove; Debbie Mason, the former All-America from Queens College known as "Lady Pearl"; Tom Henderson, an all-city performer from DeWitt Clinton H.S. in the Bronx; and former Fordham All-America Kenny Charles.

The New York City Basketball Hall of Fame, founded in 1990, includes a number of basketball legends. The Hall of Fame's 1990 charter class included Kareem Abdul-Jabbar, Red Auerbach, Bob Cousy, Clair Bee, Billy Cunningham, Pop Gates, Connie Hawkins, Dick McGuire and Adolph Schayes.

GRAHAM RECIPIENT OF THE 2011 ED BLOCK COURAGE AWARD

The New Orleans Saints announced today that second-year tight end Jimmy Graham has been voted by his teammates as the 2011 recipient of the Ed Block Courage Award.

Graham, a 6-6, 260 pound native of Goldsboro, N.C., graduated from the University of Miami with degrees in both marketing and management in 2009. He was selected by the Saints in the third round of the 2010 NFL Draft after playing just one year of college football. Prior to that, Graham was a four-year letterman for the Hurricanes in basketball. Graham spent portions of his childhood living in a group home before being taken in by a legal guardian, Rebecca Vinson. Despite putting herself through nursing school and overcoming financial struggles of her own, Vinson helped mentor and stress the importance of education to Graham while providing him with a caring home.

The Ed Block Courage Award Foundation is dedicated to improving the lives of neglected children and ending the cycle of abuse. The purpose is to raise Awareness and Prevention of child abuse. That objective is coupled with the Foundation's commitment to celebrating players of inspiration in the NFL.

Since its inception the Foundation through its charter with the Courage House National Support Network for Kids, and an affiliation with the National Football League and Professional Football Athletics Trainers Society has helped to provide hope to countless children and raised millions of dollars.

"The Ed Block Courage Award is one of the most prestigious awards an NFL player receives because it is voted on by his peers," said Saints' Head Athletic Trainer Scottie B. Patton. "The award is a testament to overcoming adversity, whether it is through setbacks on the field or through challenges they have overcome in their lives. Jimmy has touched the lives of so many people he has come into contact with in his short time here and we all recognize and pay tribute to the amazing contributions he has made to our organization."

Graham currently leads the Saints' in receptions (67), receiving yards (967) and touchdowns (eight). Graham is the second-leading receiver in the NFL, trailing only New England Patriots WR Wes Welker (82) in receptions.

Graham will be honored, along with recipients of the other 31 NFL teams, at the Ed Block Courage Awards in Baltimore, Maryland 2012.

UM ALUM WILL ALLEN RECEIVES NCAA'S HIGHEST HONOR

Former University of Miami basketball player Will Allen has been recognized as a Theodore Roosevelt Award winner by the NCAA.

Allen graduated from the University of Miami with a B.A. in physical education and went on to be drafted No. 60 overall in the fourth round of the 1971 NBA Draft by the Baltimore Bullets. After a short career in the ABA and playing professionally in Belgium, Allen started a career in marketing with Proctor and Gamble. In 1993, he left Proctor and Gamble and purchased Growing Power, a plant nursery on the north side of Milwaukee, Wis. The Rockville, Md., native has since been recognized as a leader in the industry of urban farming and sustainable food production.

The "Teddy" award is the highest honor the NCAA bestows upon individuals.

Named after President Theodore Roosevelt, whose concern for the conduct of intercollegiate athletics led to the formation of the NCAA in 1906, this annual award is given to an individual "for whom competitive athletics in college and attention to physical well-being thereafter have been important factors in a distinguished career of national significance and achievement."

Last Five Games 2-3

#	Player	gp-gs	min	avg	Total		3-Point		F-Throw		Rebounds				pf	dq	a	to	blk	stl	pts	avg
					fg-fga	fg%	3fg-fga	3fg%	ft-fa	ft%	off	def	tot	avg								
03	Malcolm Grant	5-5	171	34.2	26-70	.371	16-41	.390	11-16	.688	0	14	14	2.8	9	0	4	7	0	5	79	15.8
01	Durand Scott	5-5	178	35.6	12-42	.286	2-10	.200	30-42	.714	5	20	25	5.0	11	0	21	11	1	4	56	11.2
04	Trey McKinney Jones	5-3	153	30.6	19-46	.413	8-25	.320	5-6	.833	6	28	34	6.8	17	1	13	8	0	4	51	10.2
00	Shane Larkin	5-2	126	25.2	15-40	.375	7-15	.467	10-10	1.000	3	12	15	3.0	12	0	13	8	1	9	47	9.4
35	Kenny Kadji	5-2	86	17.2	12-27	.444	0-1	.000	5-11	.455	7	12	19	3.8	7	0	0	4	11	1	29	5.8
21	Erik Swoope	5-3	109	21.8	11-21	.524	0-0	.000	0-2	.000	9	4	13	2.6	21	2	2	4	3	1	22	4.4
15	Rion Brown	4-0	64	16.0	4-15	.267	2-8	.250	6-8	.750	2	5	7	1.8	0	0	0	4	1	1	16	4.0
25	Garrius Adams	4-3	88	22.0	4-18	.222	2-11	.182	3-6	.500	1	11	12	3.0	6	0	3	5	0	5	13	3.3
10	Raphael Akpejori	5-2	50	10.0	2-6	.333	0-0	.000	6-9	.667	9	4	13	2.6	10	0	1	6	3	1	10	2.0
Team											11	12	23					2				
Total.....		5	1025		105-285	.368	37-111	.333	76-110	.691	53	122	175	35.0	93	3	57	59	20	31	323	64.6
Opponents.....		5	1025		117-272	.430	22-88	.250	80-117	.684	54	136	190	38.0	104	1	52	65	27	27	336	67.2

Home Games Only 5-1

#	Player	gp-gs	min	avg	Total		3-Point		F-Throw		Rebounds				pf	dq	a	to	blk	stl	pts	avg
					fg-fga	fg%	3fg-fga	3fg%	ft-fa	ft%	off	def	tot	avg								
03	Malcolm Grant	6-6	188	31.3	25-73	.342	17-47	.362	20-28	.714	1	16	17	2.8	9	0	8	9	0	4	87	14.5
01	Durand Scott	6-6	205	34.2	17-60	.283	5-14	.357	37-45	.822	7	24	31	5.2	9	0	25	5	4	4	76	12.7
35	Kenny Kadji	6-4	144	24.0	21-44	.477	0-2	.000	7-18	.389	14	24	38	6.3	12	0	5	8	12	5	49	8.2
04	Trey McKinney Jones	6-2	145	24.2	18-38	.474	7-20	.350	5-6	.833	3	24	27	4.5	13	0	8	8	0	5	48	8.0
00	Shane Larkin	5-2	114	22.8	13-29	.448	5-12	.417	9-9	1.000	2	14	16	3.2	5	0	10	10	1	5	40	8.0
25	Garrius Adams	5-4	116	23.2	10-26	.385	7-19	.368	6-9	.667	6	14	20	4.0	7	1	5	8	1	4	33	6.6
21	Erik Swoope	6-4	150	25.0	16-28	.571	0-1	.000	5-12	.417	15	11	26	4.3	22	1	4	3	6	7	37	6.2
15	Rion Brown	4-0	63	15.8	4-20	.200	3-10	.300	9-10	.900	4	6	10	2.5	3	0	2	6	1	0	20	5.0
10	Raphael Akpejori	6-2	75	12.5	8-12	.667	0-0	.000	7-12	.583	9	4	13	2.2	14	0	1	3	9	1	23	3.8
Team											14	8	22					4				
Total.....		6	1200		132-330	.400	44-125	.352	105-149	.705	75	145	220	36.7	94	2	68	64	34	35	413	68.8
Opponents.....		6	1200		138-344	.401	36-112	.321	61-97	.629	84	141	225	37.5	127	5	64	81	24	28	373	62.2

Road Games Only 0-2

#	Player	gp-gs	min	avg	Total		3-Point		F-Throw		Rebounds				pf	dq	a	to	blk	stl	pts	avg
					fg-fga	fg%	3fg-fga	3fg%	ft-fa	ft%	off	def	tot	avg								
03	Malcolm Grant	2-2	76	38.0	14-33	.424	8-18	.444	2-2	1.000	0	6	6	3.0	4	0	2	3	0	2	38	19.0
01	Durand Scott	2-2	75	37.5	6-16	.375	1-5	.200	12-19	.632	1	7	8	4.0	6	0	6	7	0	1	25	12.5
04	Trey McKinney Jones	2-1	63	31.5	8-20	.400	4-11	.364	2-2	1.000	4	12	16	8.0	7	1	7	3	0	0	22	11.0
00	Shane Larkin	2-0	50	25.0	6-17	.353	4-7	.571	2-2	1.000	1	1	2	1.0	8	0	6	3	0	6	18	9.0
21	Erik Swoope	2-2	55	27.5	5-6	.833	0-0	.000	0-0	.000	2	2	4	2.0	9	1	1	3	2	1	10	5.0
25	Garrius Adams	2-2	51	25.5	2-10	.200	0-4	.000	2-4	.500	1	7	8	4.0	5	0	2	2	0	3	6	3.0
15	Rion Brown	2-0	26	13.0	1-5	.200	0-4	.000	1-2	.500	1	3	4	2.0	0	0	0	1	0	1	3	1.5
35	Kenny Kadji	2-1	13	6.5	1-4	.250	0-0	.000	0-0	.000	0	1	1	0.5	1	0	0	2	2	0	2	1.0
10	Raphael Akpejori	2-0	16	8.0	0-3	.000	0-0	.000	2-2	1.000	6	2	8	4.0	3	0	1	3	0	1	2	1.0
Team											4	5	9									
Total.....		2	425		43-114	.377	17-49	.347	23-33	.697	20	46	66	33.0	43	2	25	27	4	15	126	63.0
Opponents.....		2	425		45-97	.464	11-37	.297	39-59	.661	15	52	67	33.5	36	0	21	26	12	10	140	70.0



HEAD COACH JIM LARRANAGA

First Season | Providence, 1971

Hometown: Bronx, N.Y. | Head Coach: American International, 1977-79 | Bowling Green, 1986-97 | George Mason, 1997-2011 | Miami, 2011-present

LARRANAGA'S CAREER

Head Coach

2011-pres. University of Miami
1997-2011 George Mason University
1986-97 Bowling Green State University
1977-79 American International College

Assistant

1979-86 University of Virginia
1971-76 Davidson College

Player / Coach

1977 Geronemo Basketball Club (Belgium)

EDUCATION

Providence College, 1971
B.A. Economics
Archbishop Malloy High School, 1967

NCAA APPEARANCES

2011 - George Mason
2008 - George Mason
2006 - George Mason (Final Four)
2001 - George Mason
1999 - George Mason

NIT APPEARANCES

2009 - George Mason
2004 - George Mason
2002 - George Mason
1997 - Bowling Green
1991 - Bowling Green
1990 - Bowling Green

PLAYING CAREER

Geronemo Basketball Club (Belgium) 1976-77
Providence College, 1967-71
Archbishop Molloy, 1963-67

MISCELLANEOUS

Clair Bee Coach of the Year, 2006
CAA Coach of the Year, 2011
CAA Coach of the Year, 1999

PERSONAL

Hometown: Bronx, N.Y.
Born: Oct. 2, 1949
Wife: Liz
Sons: Jay and Jon

COACH LARRANAGA ON TWITTER

Follow Coach Larranaga @CanesCoachL on Twitter as he provides news from inside the program walls, insights on his life away from the court and regular updates about his appearances at camps with Dwyane Wade, Erik Spoelstra and many others.

Jim Larranaga was named the 12th head coach of the University of Miami men's basketball program on April 22, 2011.

Larranaga comes to Miami after serving as the head coach at George Mason for 14 seasons. He guided the program to five NCAA Tournament appearances (2011, 2008, 2006, 2001, 1999) — including an unprecedented run to the 2006 Final Four that captured the nation's attention, defeating Michigan State, North Carolina, Wichita State and Connecticut along the way. Following that run, he was selected the 2006 Clair Bee Coach of the Year.

Larranaga built the Patriots' program into a perennial contender in the highly-regarded Colonial Athletic Association, winning more games than any other coach in program and conference history (273) en route to three conference titles (2008, 2001, 1999).

A two-time CAA Coach of the Year honoree, Larranaga earned the accolade in 2011, leading the Patriots to a 27-7 overall record and 16-2 conference mark en route to the CAA regular-season title and their fifth NCAA Tournament appearance under his leadership. Seeded a program-best eighth in the NCAA Tournament, George Mason rallied from a double-digit deficit to defeat ninth-seeded Villanova, 61-57, before falling to overall No. 1 seed Ohio State in the third round.

Larranaga's teams are known for their offensive efficiency and a frenetic defense dubbed the "Scramble." Last season, his Patriots — who were ranked 24th in the final RPI — finished the season 11th in the nation in three-point field goal percentage (39.5), 18th in scoring margin (10.3), 22nd in turnovers (11.1), 26th in assist-to-turnover ratio (1.28) and 37th in scoring defense (62.5). During its 16-game win streak — which catapulted Mason to No. 25 in the ESPN/USA Today Coaches Poll on Feb. 28 — all but four victories came by a double-digit margin. That streak included the 71-51 win at VCU on Feb. 15, with Mason holding the Rams to a season-low offensive output.

He became Mason's all-time leader in men's basketball victories with his 131st win on January 22, 2005, with a 77-58 decision at James Madison. He became the CAA's all-time leader in wins on February 4, 2006, when the Patriots defeated UNC Wilmington. His Mason teams went 182-89 in CAA play.

In 2006, Larranaga became the first coach at a mid-major school to take his team to the Final Four in 27 years and earned an at-large berth for a CAA team for the first time in 20 years. Along the way, he led Mason to a school record in wins, the program's first-ever national ranking, George Mason's first-ever appearance in the Top 10 and the school's first wins over Top 10 teams.

The Patriots finished the year with a 27-8 record and a No. 8 ranking in the final USA Today/ESPN Coaches Poll. Earlier that season, Mason cracked the polls at No. 25, but NCAA tournament wins over Michigan State, No. 10 North Carolina, Wichita State and No. 2 Connecticut vaulted Mason up the poll, and into the national conscience, making Larranaga a household name.

The remarkable run at George Mason began just two years into Larranaga's tenure. After going 9-18 in his first year with the Patriots in 1997-98, Larranaga guided the 1999 Patriots'

WINNINGEST ACTIVE DIVISION I HEAD COACHES*

	Name	Wins
1.	Mike Krzyzewski	900-284
2.	Jim Boeheim	856-301
3.	Jim Calhoun	855-367
4.	Roy Williams	643-163
5.	Bob Huggins	620-227
6.	Cliff Ellis	614-384
7.	Mike Montgomery	611-281
8.	Rick Pitino	597-220
9.	Bobby Cremins	567-367
10.	Stew Morrill	542-241
11.	Rick Barnes	524-257
12.	Rick Majerus	491-208
13.	Lon Kruger	479-304
14.	John Calipari	467-150
15.	Tubby Smith	467-198
16.	Bill Self	444-151
17.	Jim Larranaga	443-308

* Records are prior to the 2011-12 season

LARRANAGA'S CAREER RECORDS

School	Years	Overall	Conference
American International	1977-1979	27-26	none
Bowling Green	1986-1997	170-144	101-85
George Mason	1997-2011	273-164	165-79
Miami	2011-pres.	4-2	
Overall		475-336	266-164

COACH JIM LARRANAGA AT A GLANCE

2006 Clair Bee Coach of the Year
2001 CAA Coach of the Year
1999 CAA Coach of the Year
1997 MAC Coach of the Year
Six 20-win seasons

Five NCAA Tournament appearances
2011, 2008, 2006, 2001, 1999
Six postseason NIT appearances
2009, 2004, 2002, 1997, 1991, 1990

28 All-Colonial Athletic Conference selections
Coached George Evans, who was a three-time CAA Player of the Year, the CAA Rookie of the Year, a three-time CAA Defensive Player of the Year and on the CAA All-Defensive Team three times.
Two AP All-America (honorable mention) players
Nine CAA All-Defensive Team selections
Eight CAA All-Rookie Team selections
Three Dean Ehlers Award winners - given to the CAA player who best meets the criteria of academic achievement, leadership and community service.

12 All-MAC Conference selections
Coached Antonio Daniels - MAC Player of the Year and MAC Freshman of the Year
Two MAC Freshman of the Year selections
Four MAC All-Freshman Team selections

COACH LARRANAGA'S MILESTONE VICTORIES

Victory	Date	Opponent	Score	School
50	02/10/88	Miami (Ohio)	65-59	Bowling Green
100	02/23/91	Kent State	84-57	Bowling Green
150	12/22/94	at Ohio State	59-50	Bowling Green
200	12/27/97	Northeastern	66-60	George Mason
250	12/20/00	Coastal Carolina	81-65	George Mason
300	12/02/03	East Carolina	76-65	George Mason
350	01/26/06	William & Mary	81-58	George Mason
400	02/27/08	William & Mary	68-59	George Mason
450	12/08/10	Loyola (Md.)	66-52	George Mason

victories for the first time in school history, and in the process, earned his first postseason.

Under Larranaga, the Patriots won three CAA titles, including the 2008 championship when Mason went 23-11. The Patriots have appeared in the postseason each of the past four seasons for the first time in Mason history, advancing to the NCAA Tournament in 2008, the NIT in 2009, the CollegeInsider.com Postseason Tournament in 2010 and back to the NCAA Tournament in 2011.

With 28 years of head coaching experience, the native of Bronx, N.Y., previously served as the head coach at Bowling Green for 11 seasons (1986-1997) and at Division II American International for two seasons (1977-79).

At Bowling Green, he made an immediate impact in his first season. In 1986-87, the Falcons were the nation's most improved team under a first-year head coach that took over a program with a losing record, posting a 15-14 record for an eight-game improvement over the previous season. Larranaga went on to record a 170-144 mark in 11 years at Bowling Green, earning the 1997 Mid-American Conference Coach of the Year honors after leading Bowling Green to a 22-10 record, a conference regular season co-championship and a berth in the National Invitation Tournament. The 22 victories were the most by a Bowling Green team in 47 years and the 13 conference wins were the second-highest total in Falcon history.

Larranaga's 170 victories at Bowling Green ranked second all-time on the Falcons' coaching list and he was only the second coach in the program to record consecutive postseason appearances. Larranaga led his squad to NIT berths in 1990 (18-11) and again in 1991 (17-13), the first time the Falcons enjoyed back-to-back postseason appearances since the early '60s. Bowling Green won better than 61 percent of its games in Larranaga's last four years, recording a 70-44 mark during that stretch. The Falcons finished fourth or better in the MAC in five of Larranaga's 11 seasons and he is among the winningest coaches in MAC history.

Larranaga received his first head coaching position in 1977 when he was named to the post at American International, a Division II program in Springfield, Mass. Taking over a team that had suffered through five consecutive losing seasons prior to his arrival, Larranaga turned AIC into a winning program in his first year and compiled a 28-25 mark in two seasons.

A 1971 graduate of Providence College with a degree in economics, Larranaga was a four-year letterman for the Friars. As the team captain in his senior season, he led Providence to a 20-8 record and an NIT appearance. He graduated as the school's fifth all-time leading scorer with 1,258 points and was selected in the sixth round of the draft by the Detroit Pistons of the National Basketball Association. He was the team's top scorer as a sophomore and junior and was named New England's Division I Sophomore of the Year in 1969. He was inducted into the Providence College Hall of Fame in 1991.

His first coaching opportunity came at Davidson College, where he served as an assistant coach to Terry Holland. Davidson captured three Southern Conference regular-season championships and an NIT berth in his five years there, and he compiled a 47-12 record doubling as the freshman team coach. In 1976, he left Davidson and spent one season as player-coach for the Geronimo Basketball Club in Belgium.

After his two-year stint at American International, Larranaga was reunited with Holland at the University of Virginia in April 1979. An assistant coach under Holland for seven seasons from 1979-86, he helped the Cavaliers reach the NCAA Final Four on two occasions (1981, 1984), finish in the top five of the AP and UPI polls and average more than 24 victories per season. The Cavaliers were 169-62, won three regular-season Atlantic Coast Conference championships and made four NCAA Tournament appearances. Virginia also made a pair of NIT appearances, winning the NIT Championship in 1980. Larranaga was on the staff during the careers of three-time National Player of the Year Ralph Sampson and NBA first-round draft choice Olden Polynice.

Larranaga, 62, and his wife, Liz, have two sons — Jay, who played for his father at Bowling Green and is the head coach of the NBDL's Erie Bayhawks, and Jon, who was a member of his father's George Mason teams from 1999-2003 — and four grandchildren.

squad to a 19-11 overall record and a 13-3 CAA mark. That season, he earned his first Coach of the Year accolades in the CAA and NABC District 4 after making a 10-game improvement and leading the program to its first-ever conference regular season championship, its second CAA Tournament title and first NCAA Tournament appearance since 1989.

The Patriots followed that with another 19-11 overall mark in 1999-2000, tying for first place in the CAA at 12-4 and earning the top seed in the conference tournament. In 2000-01, the Patriots finished 18-12 overall and 11-5 in the CAA, good for a tie for second place, and they won the CAA Tournament title and advanced to the NCAA Tournament for the second time in three years. The Patriots produced another solid campaign with a 19-10 overall record (13-5 in the CAA) and a NIT berth in 2001-02. Mason's 2002-03 roster was hampered by injuries, but managed to pull together a 16-12 record (11-7 in the CAA), and a fourth-place CAA finish.

In 2003-04, Larranaga led the Patriots to a 7-2 non-conference record and to a school-record 23-win season, as Mason finished 23-10 on the year, its first 20-or-more win campaign in 14 years. Gaining an NIT berth (the Patriots fourth postseason appearance in six years), Larranaga led Mason to two consecutive postseason

LARRANAGA YEAR-BY-YEAR

Year	School	Overall W-L	Conference W-L	Finish	Post- Season
1977-78	American International	14-13			
1978-79	American International	13-13			
1986-87	Bowling Green	15-14	10-6	3	
1987-88	Bowling Green	12-16	7-9	t-5	
1988-89	Bowling Green	13-15	6-10	t-6	
1989-90	Bowling Green	18-11	9-7	t-3	NIT 0-1
1990-91	Bowling Green	17-13	9-7	t-4	NIT 0-1
1991-92	Bowling Green	14-15	8-8	5	
1992-93	Bowling Green	11-16	8-10	t-6	
1993-94	Bowling Green	18-10	12-6	t-2	
1994-95	Bowling Green	16-11	10-8	t-5	
1995-96	Bowling Green	14-13	9-9	t-6	
1996-97	Bowling Green	22-10	13-5	t-1	NIT 0-1
1997-98	George Mason	9-18	6-10	6	
1998-99	George Mason	19-11	13-3	1	NCAA 0-1
1999-00	George Mason	19-11	12-4	t-1	
2000-01	George Mason	18-12	11-5	3	NCAA 0-1
2001-02	George Mason	19-10	13-5	2	NIT 0-1
2002-03	George Mason	16-12	11-7	4	
2003-04	George Mason	23-10	12-6	3	NIT 2-1
2004-05	George Mason	16-13	10-8	6	
2005-06	George Mason	27-8	15-3	t-1	NCAA 4-1
2006-07	George Mason	18-15	9-9	5	
2007-08	George Mason	23-11	12-6	2	NCAA 0-1
2008-09	George Mason	22-11	13-5	2	NIT 0-1
2009-10	George Mason	17-15	12-6	4	CIT 0-1
2010-11	George Mason	27-7	16-2	1	NCAA 1-1
2011-12	Miami	5-3			
Overall		475-337	266-164		



Entering the 2011-12 campaign, assistant coaches Michael Huger, Eric Konkol and Chris Caputo have aided Coach Larranaga for a combined 23 seasons.

Michael Huger

Michael Huger enters his first season at the University of Miami and his fifth season as an assistant coach for head coach Jim Larranaga assisting in all aspects of the program. He brings six seasons of collegiate coaching experience and nearly a dozen years of professional basketball experience to Coral Gables.

In four seasons at George Mason, Huger helped lead the Patriots to the postseason every year, including NCAA berths in 2008 and 2011. In 2011, the team defeated Villanova to advance to the third round of the NCAA Tournament, earned a regular-season CAA title and posted a school-record tying 27 wins. In 2009, he helped Mason to an NIT bid and its second-straight 20-win season. In 2008, Huger helped the Patriots to their second-highest win total in school history as they beat nationally-ranked Kansas State and won the CAA title for the first time since 2001.

Huger began his coaching career at Longwood University (Va.) under Mike Gillian, a former Mason assistant coach under Larranaga, where he spent two seasons.

Before joining the coaching ranks, Huger played professional basketball in Europe, spending two years in Holland (1994-96) and nine in Belgium (1996-2005). He was selected Dutch League MVP in 1996 after averaging 25.3 points and 5.8 assists, and went on to earn First Team All-Belgium honors in 2000 and 2004 after leading his clubs to Belgium Cup championships in both seasons.

A native of New York City, Huger is a 1994 graduate of Bowling Green State University with a bachelor's degree in education. There he played for Larranaga from 1989-93, helping the Falcons to a pair of NIT appearances. He earned Mid-American Conference honors in his final two seasons, and was a Naismith Award nominee and the runner-up for conference player of the year as a senior. As a prep player, he helped lead Stevenson High School (Bronx) to back-to-back PSAL City Championships in 1988 and 1989.

Huger and his wife, Tonya, have a son, Michael Anthony II.

Eric Konkol

Eric Konkol enters his first season at the University of Miami and eighth as a member of head coach Jim Larranaga's staff. He assists in all aspects of the program including recruiting, practices, individual player workouts and game preparation.

Konkol previously worked with Larranaga at George Mason from 2002-03 through 2004-05 and 2007-08 through last season, helping to develop 12 All-CAA selections, five CAA All-Rookie honorees and 16 professional players. In the interim, he spent two years coaching at national power Hopkins High School in Minnesota under Ken Novak, Jr. - who was named 2011 ESPN RISE National Boy's Basketball Coach of the Year - and had a short stint on the coaching staff at North Dakota State.

He served as Mason's scouting director from 2002-05 and helped recruit the top non-BCS recruiting class in 2009 according to ESPN.com. Additionally, he monitored the academic progress of the men's basketball student-athletes, graduating 20-of-22 student-athletes who completed their eligibility - with two more students graduating in May 2011. In both 2009 and 2010, the program was recognized by the NCAA with an Academic Progress Rate in the nation's top 10 percent.

Konkol previously worked on Buzz Peterson's staff as a student assistant for NIT champion Tulsa in 2000-01 and as a graduate administrative assistant at Tennessee in 2001-02, earning a master's degree in sport management.

A native of Amherst, Wis., Konkol is a 2000 graduate of the University of Wisconsin at Eau Claire with a bachelor's degree in kinesiology, with an emphasis in exercise management. He played three seasons of basketball for the Division III program - advancing to the national championship game in 2000. He received the team's inspiration award after his junior and senior seasons with the Blugolds, and was an honorary captain as a senior.

He spent his first two years, including one redshirt season, at the University of Wisconsin at Platteville playing for current Wisconsin head coach Bo Ryan. A 1995 graduate of Amherst High School, he was a three-sport athlete (basketball, baseball and cross country) and closed his prep career as the school's all-time leading scorer with 1,871 points.

Konkol and his wife Meagan, have two sons, Ethan and Ryan.

The Assistants

Chris Caputo

Chris Caputo enters his first season with the Hurricanes and his 10th season on head coach Jim Larranaga's staff. Entering his seventh season as an assistant coach, his primary responsibilities include recruiting and scouting the opposition.

Caputo played a major role in George Mason's run to the Final Four in 2006, putting together scouting reports to prepare the Patriots as they played nationally-ranked teams and future NBA players in nearly every round.

He has also helped lead the Patriots to the postseason for a Mason-record four-straight seasons, including NCAA berths in 2008 and 2011. In 2011, the team defeated Villanova to advance to the third round of the NCAA Tournament, earned a regular-season CAA title and posted a school-record tying 27 wins. In 2009, he helped Mason to an NIT bid and its second-straight 20-win season. In 2008, Caputo helped the Patriots to their second-highest win total in school history as they beat nationally-ranked Kansas State and won the CAA title for the first time since 2001.

As an assistant at Mason, Hoopscoop.com named him one of the Top 25 non-BCS assistant coaches in the nation. In 2010, Caputo attended the Villa 7 Consortium, an educational symposium and networking opportunity for some of the nation's top assistants. In 2011 alone, 19 alumni of Villa 7 have been hired as head coaches.

Prior to becoming an assistant coach, Caputo worked on Larranaga's staff as the video coordinator, coordinated the staff recruiting database and mailing system, as well as serving in other administrative capacities.

A native of Elmhurst, N.Y., Caputo is a 2002 graduate of Westfield (Mass.) State College with a degree in finance and economics. He was a four-year letterwinner as a point guard for the Division III Owls, and served as captain and earned the team's Outstanding Contributor Award as a senior. A 1998 graduate of Archbishop Molloy High School - Larranaga's alma mater, he too played for legendary head coach Jack Curran.

Caputo and his wife Julie married in May.

THE LAST TIME A ...

Player Scored 30 Points

Miami Jack McClinton (34) vs. Duke, 2/7/09
 Opponent Joe Trapani (31), Boston College, 1/19/10

Player Scored 35 Points

Miami Jack McClinton (35) vs. North Carolina, 3/15/09
 Opponent Sean Singletary (41), Virginia, 3/1/08

Player Scored 40 Points

Miami Darius Rice (43) vs. Connecticut, 1/20/03
 Opponent Sean Singletary (41), Virginia, 3/1/08

Two Players Scored 20 Points

Miami Malcolm Grant (23), Reggie Johnson (20) at NC State, 1/23/11
 Opponent Anthony Banks (21), Reed Baker (20), Florida Gulf Coast, 11/27/10

Three Players Scored 20 Points

Miami Dwayne Collins (23), Brian Asbury (21), Jack McClinton (20) vs. Virginia Tech, 1/25/09
 Opponent Travis Mays (40), Alvin Hegggs (22), Lance Blanks (21), Texas, 2/22/89

Five Players Scored in Double Figures

Miami Rion Brown (19), Malcolm Grant (16), Durand Scott (15), Adrian Thomas (12), Reggie Johnson (12) vs. Maryland, 3/2/11
 Opponent Jon Scheyer (27), DeMarcus Nelson (19), Kyle Singler (12), Greg Paulus (12), Lance Thomas (10) Duke, 2/20/08

Six Players Scored in Double Figures

Miami Rion Brown (16), Reggie Johnson (12), Durand Scott (12), Garrius Adams (11), Malcolm Grant (10), DeQuan Jones (10) vs. McNeese State, 11/24/10

Player Grabbed 15 Rebounds

Miami Reggie Johnson (20) vs. Florida Atlantic, 3/16/11
 Opponent Gani Lawal (18), Georgia Tech, 2/10/10

Two Players Grabbed 10 Rebounds

Miami Dwayne Collins (14) and Reggie Johnson (10) vs. Florida Atlantic, 12/19/09
 Opponent Marcus Ginyard (12), John Henson (12), North Carolina, 3/2/10

Three Players Grabbed 10 Rebounds

Miami Mark Richardson (11), Eric Brown (10), Joe Wylie (10) vs. FIU, 3/6/89
 Opponent Matt Harpring (12), Dion Glover (10), Michael Maddox (10), Georgia Tech, 12/2/7/97

Player Had 10 Assists

Miami Durand Scott (10) vs. North Carolina Central, 11/14/09
 Opponent Kendall Marshall (10), North Carolina, 3/11/11

Player Had 10 Blocks

Miami Anthony King (10) vs. Florida Atlantic, 11/29/04
 Opponent Jarvis Varnado (10), Mississippi State, 12/13/07

Player Had a Double-Double

Miami Reggie Johnson (14 pts, 20 rebs) vs. Florida Atlantic, 3/16/11
 Opponent John Henson (10 pts, 13 rebs), North Carolina, 3/11/11

Player Had a Triple-Double

Miami Anthony King (11 pts, 10 reb, 13 blks) vs. Florida Atlantic, 11/29/04
 Opponent Brendan Haywood (18 pts, 14 reb, 10 blks), North Carolina, 12/4/00

Two Players Had Double-Doubles

Miami Brian Asbury (16 pts, 15 reb), Dwayne Collins (10 pts, 15 reb) at Georgia Tech, 3/4/09
 Opponent Hasheem Thabeet (19 pts, 14 reb), A.J. Price (13 pts, 11 reb), Connecticut, 11/23/08

Team Scored 100 Points

Miami 108 vs. Nova Southeastern, 11/16/09
 Opponent 105, North Carolina, 1/31/07

Team Scored 50 Points in a Half

Miami 55 (2nd Half) vs. Missouri State, 3/21/11
 Opponent 51 (2nd Half), UCF, 12/18/10

Team Shot 50 Percent in Both Halves

Miami .630 (17-27)/.565 (13-23) vs. Florida Atlantic, 3/16/11
 Opponent .500 (16-32)/.500 (12-24), Duke, 2/13/11

Team Shot 60 Percent in a Half

Miami .630 (17-27) first half vs. Florida Atlantic, 3/16/11
 Opponent .600 (12-20), second half, Virginia, 2/5/11

Team Shot 60 Percent in a Game

Miami .600 (30-50) vs. Florida Atlantic, 3/16/11
 Opponent .622 (23-37), Clemson, 12/21/08

Team Shot Less Than 30 Percent in a Game

Miami .292 (14-48) at Rutgers, 11/21/10
 Opponent .274 (17-62), Georgia Tech, 2/3/11

Florida Southern vs. Miami Exhibition 11-03-11 at BankUnited Center

The Miami Hurricanes men's basketball team began their 2011-12 campaign with an 88-78 exhibition win over Florida Southern Thursday night at the BankUnited Center. The game marked Jim Larranaga's debut as head coach for the Miami Hurricanes. Suffering from a heavy case of preseason injuries, the Hurricanes entered the game with only nine members of the team dressed and ready for action. Despite their short roster, the team came sprinting out of the gates for a 6-2 lead less than two minutes into the game. The Canes would begin to slow down as the half continued, however, as the Moccasins of Florida Southern took their first lead of the game with 13:05 to go. After falling behind by nine points midway through the half, the Canes reeled off a 13-2 run, including seven points from sophomore Rion Brown, to take a 30-28 lead with 5:13 left in the frame. The Hurricanes, paced by Brown, Durand Scott and Malcolm Grant, entered the half trailing the Moccasins by a 38-33 margin. After a slow end to their first half, the Hurricanes came out of the locker room firing on all cylinders. With two buckets from Grant (26 points) and another from Scott (23 points, seven rebounds), the team went on a 7-0 run to build a 40-38 lead less than a minute into the period. The Canes would trail for the majority of the second half, however, until junior forward Garrius Adams (nine points, seven rebounds) caught fire for the Hurricanes. After a Brown three-point play closed the gap to three points, Adams connected on the first of his three three-pointers in the second half, tying the game with less than six minutes to go. The Hurricanes, who had been down by as many as eight points in the second half, took their first lead since 18:56 of the second half on a Brown jumper with just over five minutes to go in the game. The Hurricanes finished the game on an 18-8 run, including the team's last five points from Grant, to put away the pesky Moccasins 88-78. The Moccasins were paced by 15 points from Dominic Lane, 15 points from Seth Evans and 14 points from Garrett Putman.

Fla. Southern		tot		3-pt		rebounds											
#	Player	fg	fga	fg	fga	fta	ft	of	de	tot	pf	tp	a	to	b	s	min
23	PUTMAN, Garrett	3	6	0	0	2	2	3	4	7	3	8	2	2	0	1	27
40	BAILEY, Brett	5	7	0	0	0	0	1	1	2	3	10	2	1	0	3	21
00	CAPER, Kevin	2	7	0	1	9	12	0	2	2	5	13	3	3	1	0	24
05	LANE, Dominic	3	9	2	7	5	5	2	7	9	3	13	1	1	1	0	31
21	EVANS, Seth	2	13	2	9	0	0	1	0	1	4	6	4	4	0	1	32
01	VINES, Cameron	7	11	2	4	3	7	0	4	4	1	19	1	3	0	1	20
11	HUBBLE, Jay	0	0	0	0	0	0	0	0	0	1	0	0	0	0	0	1
14	KELLY, Tyler	1	1	1	1	0	0	1	0	1	4	3	0	3	0	0	13
32	HAWKINS, Andre	1	1	0	0	0	0	1	0	1	4	2	0	1	0	0	9
3	TAZIOLI, Kyle	1	5	0	1	0	0	0	3	3	2	0	0	0	1	0	13
34	BURTON, Michael	0	0	0	0	0	0	0	0	0	0	0	0	0	0	0	0+
44	GARDNER, Jon	1	1	0	0	0	0	0	0	0	1	2	0	0	1	0	9
TEAM																	
Totals		26		61		7		23		1926		13		21		34	
TOTAL FG%		1st Half:		13-35		37.1%		2nd Half:		13-26		50.0%		Game:		42.6%	
3-Pt. FG%		1st Half:		3-14		21.4%		2nd Half:		4-9		44.4%		Game:		30.4%	
F Throw %		1st Half:		9-10		90.0%		2nd Half:		10-16		62.5%		Game:		73.1%	

Miami		tot		3-pt		rebounds												
#	Player	f	g	fga	fg	fta	ft	of	de	tp	a	to	b	s	min			
10	Raphael Akpejori	1	4	0	0	0	0	2	0	2	0	2	0	3	0	14		
21	Erik Swoope	f	2	3	0	0	0	1	1	2	5	4	0	2	0	3	26	
01	Durand Scott	g	7	10	0	1	9	11	1	6	7	2	23	3	2	0	1	35
03	Malcolm Grant	g	8	12	2	4	8	10	0	1	1	2	26	3	3	0	1	31
25	Garrius Adams	g	3	6	3	6	0	0	0	7	7	3	9	3	1	0	0	24
04	Trey McKinney Jones	4	10	4	4	3	4	1	5	6	3	11	1	2	0	1	35	
11	Ryan Quiglar	0	0	0	0	0	0	0	0	0	0	0	0	0	0	0	0	+
12	Justin Heller	0	0	0	0	0	0	0	0	0	0	0	0	0	0	0	0	+
15	Rion Brown	3	8	0	4	7	12	1	3	4	5	13	0	3	1	4	35	
TEAM																		
Totals		28		53		5		19		2737		7		24		31		10200
TOTAL FG%		1st Half:		11-28		39.3%		2nd Half:		17-25		68.0%		Game:		52.8%		
3-Pt. FG%		1st Half:		2-11		18.2%		2nd Half:		3-8		37.5%		Game:		26.3%		
F Throw %		1st Half:		9-13		69.2%		2nd Half:		18-24		75.0%		Game:		73.0%		

Score by Periods

	1st	2nd	Total
Florida Southern	38	40	78
Miami	33	55	88

Officials: J.B. Caldwell, Sean Corbin, Frank Raposo

Points in the paint-FSM 22,UM 36. Points off turnovers-FSM 22,UM 28.

2nd chance points-FSM 12,UM 6. Fast break points-FSM 6,UM 4.

Bench points-FSM 28,UM 24. Score tied-6 times. Lead changed-8 times.

Last FG-FSM 2nd-00:57, UM 2nd-01:12.

Largest lead-FSM by 10 2nd-11:13, UM by 12 2nd-01:12.

Tennessee Tech 58 vs. Miami 69 Game 1 11-11-11 at BankUnited Center

The University of Miami men's basketball team increased their season-opener winning streak to 18 consecutive victories with a 69-58 win over Tennessee Tech on Friday night. Durand Scott (15 points, 6 rebounds, 5 assists) opened the scoring for the season with a three-pointer from the top of the key, continuing the Hurricanes streak of making at least one three-pointer in 312-straight games. Fellow guard Malcolm Grant (14 points, 4 rebounds, 2 assists) hit his first shot of the season on a three-pointer with 16:35 left in the first half to build the Hurricanes' lead to 10-0 out of the gates. Miami started the game with a 10-0 run, holding the Golden Eagles scoreless until 13:56 remaining in the first half. Erik Swoope (11 points, 6 rebounds) made an impact dunk with 4:16 remaining to put the Canes ahead by five; it would be the last bucket scored by the Canes for the rest of the first half, unable to penetrate the Golden Eagles' zone defense. Tennessee Tech would tie the game up with 2:45 remaining in the first half off of a Javon McKay jumper and finish with a 10-0 run to end the first half up by five. The second half began with a Swoope dunk that would end up being the only bucket for the Canes in the first four minutes of the frame. Having trouble with their inside game, the Hurricanes struggled until Scott drew a foul and converted both free throws to bring the Canes back within four. Tennessee Tech would take their biggest lead of the game off a layup from Chase Dunn with 11:49 remaining that stretched the lead to nine. The Canes began to rally late in the second half with a layup and a foul shot from Raphael Akpejori which brought the team back within three. A three-pointer with 4:26 left from sophomore Rion Brown (7 points, 3 rebounds) gave Miami their first lead of the second half at 55-54. The Hurricanes would not surrender the lead for the remainder of the game. The Golden Eagles fought back to within two with 2:07 remaining until McKinney-Jones responded with a dunk off the Scott dish to extend the lead to four. McKinney-Jones followed that up by hitting an open three that ended up being the final nail in the coffin. TTU would never recover, reverting to fouling for the last minute of the game.

Tennessee Tech 0-1		tot 3-pt					rebounds										
#	Player	fg	fga	fg	fga	fta	of	de	tot	pf	tp	a	to	b	s	min	
32	INAMETI, Bassey	0	3	0	0	4	6	1	2	3	5	4	0	4	3	0	20
00	MACMORROW, Liam	0	2	0	0	1	2	1	3	4	5	1	0	1	2	0	18
02	SWANSEY, Zac	7	11	5	8	0	1	0	1	1	2	19	3	3	0	1	39
25	DILLARD, Jud	0	3	0	0	3	4	2	4	6	2	3	1	3	0	0	34
42	BAILEY, Zach	4	10	1	3	2	0	3	3	3	11	2	0	0	2	31	
05	MCKAY, Javon	1	1	0	0	0	0	2	2	2	1	2	0	0	0	2	6
24	DUNN, Chase	2	2	1	1	0	0	1	1	2	2	5	0	1	0	0	15
33	OGBE, Dennis	0	0	0	0	0	0	0	0	1	0	1	0	0	0	0	4
55	MURPHY, Kevin	5	15	1	5	2	4	0	3	3	1	13	0	3	0	0	33
TEAM		2 2															
Totals		19 47 8 17					1219 5 21 26 22 58					7 15 5 5 200					
TOTAL FG%		1st Half: 11-26 42.3%					2nd Half: 8-21 38.1%					Game: 40.4%					
3-Pt. FG%		1st Half: 6-10 60.0%					2nd Half: 2-7 28.6%					Game: 47.1%					
F Throw %		1st Half: 4-6 66.7%					2nd Half: 8-13 61.5%					Game: 63.2%					

Miami 1-0		tot		3-pt		rebounds													
#	Player	fg	fga	fg	fga	ft	fta	of	de	tot	pf	tp	a	to	b	s	min		
21	Erik Swoope	f	5	8	0	1	1	2	3	6	3	11	1	1	1	3	30		
35	Kenny Kadji	c	0	3	0	0	0	1	1	4	5	2	0	1	2	0	19		
01	Durand Scott	g	3	12	2	5	7	8	1	5	6	0	15	5	1	0	136		
03	Malcolm Grant	g	4	11	2	7	4	5	0	4	4	3	14	2	5	0	36		
25	Garrius Adams	g	1	5	0	2	1	2	2	6	8	5	3	0	1	0	126		
04	Trey McKinney Jones	4	6	2	3	2	2	0	4	4	2	12	0	2	0	1	24		
10	Raphael Akpejori	3	3	0	0	1	1	3	0	3	1	7	0	0	2	1	12		
15	Rion Brown	1	6	1	4	4	4	1	2	3	2	7	1	2	0	0	17		
TEAM		33																	
Totals		21		54		7		22		2025		14		28		42		18 69	
TOTAL FG%		1st Half:		11-29		37.9%		2nd Half:		10-25		40.0%		Game:		38.9%			
3-Pt. FG%		1st Half:		3-10		30.0%		2nd Half:		4-12		33.3%		Game:		31.8%			
F Throw %		1st Half:		2-5		40.0%		2nd Half:		18-20		90.0%		Game:		80.0%			

Points in the paint-UM 20,OLEMISS 20. Points off turnovers-UM 11,OLEMISS 18.
2nd chance points-UM 4,OLEMISS 9. Fast break points-UM 2,OLEMISS 2.
Bench points-UM 14,OLEMISS 17. Score tied-6 times. Lead changed-4 times.
Last FG-UM 07-00:23, OLEMISS 07-03:10.
Largest lead-UM by 5 2nd-04:50, OLEMISS by 17 1st-12:42.

Miami 65 at Purdue 76 11-29-11

Game 6 at Mackey Arena

Miami went to a small lineup, and Purdue made the Hurricanes pay. The Boilermakers shot 55 percent to defeat Miami 76-65 on Tuesday night in the Big Ten/ACC Challenge. Miami didn't have a starter taller than 6-foot-6. That prompted Purdue, which normally takes more than 40 percent of its shots from beyond the 3-point line, to focus on shooting from close range. The Boilermakers still took 16 3-pointers, but they made 22 of 31 shots inside the 3-point line. Hurricanes coach Jim Larranaga knew he was taking a risk. Robbie Hummel had 17 points and five rebounds, Lewis Jackson scored 15 points and Terone Johnson added 13 for the Boilermakers, who won their Challenge matchup for the third straight year and claimed their 22nd straight home victory. Jackson is only 5-foot-9, but he was one of the main beneficiaries of Purdue's aggressive approach. The point guard constantly weaved his way through Miami's defense. Purdue reserves Terone Johnson and Anthony Johnson combined to score 15 points in the second half. Malcolm Grant and Shane Larkin each scored 16 points for Miami (4-2). Larkin had averaged just 5.3 points this season before the outburst. But the Boilermakers held Miami to 39 percent shooting, in part because they stopped Miami's penetration. The Hurricanes have dropped their first two road games. They lost 64-61 at Mississippi on Friday night. Purdue led 37-25 lead at halftime. Hummel had nine points and Jackson eight at the break. Jackson opened the second-half scoring with an acrobatic layup. He was fouled on the shot and converted the three-point play. Purdue increased its lead to 49-36 before Larkin hit two 3-pointers during an 8-0 run to cut the deficit to 49-44. Purdue regained control with a layup by Anthony Johnson and a basket by Terone Johnson after a steal by Jacob Lawson. Kelsey Barlow then stole Miami's inbound pass and found Anthony Johnson for a layup to push Purdue's lead back up to 61-50 with 8:40 to play. The Boilermakers remained in control from there. Hummel made 4 of 4 free throws in the final minute to seal the win.

Miami 4-2		tot		3-pt		rebounds											
##	Player	fg	fga	fg	fga	ft	fta	of	de	tot	pf	tp	a	to	b	s	min
21	Erik Swoope	f	2	2	0	0	0	0	1	1	5	4	1	1	1	1	19
01	Durand Scott	g	3	7	0	2	6	10	1	1	2	3	12	2	1	0	32
03	Malcolm Grant	g	6	15	2	6	2	0	3	3	2	16	1	3	0	25	35
04	Trey McKinney Jones	g	3	10	2	6	2	2	5	7	2	10	4	1	0	0	32
25	Garrison Adams	g	1	5	0	2	0	0	1	1	3	2	1	0	0	0	21
00	Shane Larkin	5	9	4	2	2	0	0	0	4	16	2	1	0	0	0	21
10	Raphael Akpejori	0	2	0	0	2	5	7	3	2	1	3	0	1	0	1	14
15	Rion Brown	1	4	0	3	1	2	1	3	4	0	3	0	0	0	0	24
35	Kenny Kadji	0	0	0	0	0	0	0	0	0	0	0	1	0	0	0	2
TEAM		1 3 4															
Totals		21		54		8		23		15		20		19		20	

TOTAL FG% 1st Half: 8-29 27.6% 2nd Half: 13-25 52.0% Game: 38.9%
3-Pt. FG% 1st Half: 3-12 25.0% 2nd Half: 5-11 45.5% Game: 34.8%
F Throw % 1st Half: 6-8 75.0% 2nd Half: 9-12 75.0% Game: 75.0%

Purdue 7-1		tot		3-pt		rebounds											
##	Player	fg	fga	fg	fga	fta	of	de	tot	pf	tp	a	to	b	s	min	
04	Hummel, Robbie *	5	8	1	4	6	7	0	5	5	3	17	0	1	1	32	
12	Barlow, Kelsey *	1	7	0	1	5	6	1	3	4	3	7	2	0	1	29	
23	Jackson, Lewis *	4	7	0	1	7	11	1	3	4	3	15	2	3	0	23	
24	Smith, Ryne *	2	5	2	5	0	0	1	1	1	6	2	2	0	0	25	
55	Marcus, Sandi *	1	1	0	0	2	3	0	2	2	1	4	0	3	0	11	
00	Johnson, Terone	6	9	1	3	0	1	1	2	3	1	13	1	0	1	22	
01	Johnson, Anthony	4	7	0	2	0	0	3	3	1	8	2	0	0	0	1	23
21	Byrd, D.J.	0	0	0	0	0	0	0	0	0	2	0	0	0	0	9	
34	Lawson, Jacob	2	2	0	0	1	1	0	1	1	2	4	0	2	1	18	
50	Carroll, Travis	1	1	0	0	0	2	1	3	0	2	1	1	0	0	8	
TEAM		2 2															
Totals		26		47		4		16		20		22		28		17	76

TOTAL FG% 1st Half: 14-26 53.8% 2nd Half: 12-21 57.1% Game: 55.3%
3-Pt. FG% 1st Half: 3-10 30.0% 2nd Half: 1-6 16.7% Game: 25.0%
F Throw % 1st Half: 6-8 75.0% 2nd Half: 14-21 66.7% Game: 69.0%

Officials: Mike Sanzere, Lamont Simpson, Ed Corbett
Technical fouls: Miami-None. Purdue-None.
Attendance: 13927

Score by Periods	1st	2nd	Total
Miami	25	40	65
Purdue	37	39	76

Points in the paint-UM 0, PUR 0. Points off turnovers-UM 5, PUR 13.
2nd chance points-UM 10, PUR 4. Fast break points-UM 0, PUR 0.
Bench points-UM 21, PUR 27. Score tied 3-times. Lead changed 3-times.
Last FG-UM 2nd-01:00, PUR 2nd-02:26.
Largest lead-UM by 2 1st-19:12, PUR by 14 2nd-15:09.

UMass 75 vs. Miami 83 12-03-11

Game 7 BankUnited Center

Durand Scott scored 16 points to lead Miami to an 83-75 victory over Massachusetts. Scott scored all of his points on free throws as he finished 0-for-6 from the field but made 16-of-18 free throw attempts. Scott also had six assists and six rebounds. The Hurricanes (5-2) overcame a Minutemen comeback and clinched the win on Kenny Kadji's slam dunk with 24 seconds remaining for an 81-74 lead. Massachusetts had three attempts to cut a 79-74 deficit under two minutes but Sean Carter missed two free throws, Chaz Williams' running jumper fell off the rim and Kadji blocked Carter's short field goal attempt with 1:31 left. Malcolm Grant scored 15 points and Shane Larkin finished with 14 points for the Hurricanes. Williams scored 22 points to lead the Minutemen (6-3). Williams converted four free throws and Raphaela Putney scored two free throws as The Minutemen rallied from a 73-64 deficit and cut the Miami lead to 73-70 with 4:29 left. Williams' jumper with 2:36 left again cut the Miami lead to 77-74. Scott converted two free throws with 2:01 left and pushed the Hurricanes' advantage to 79-74. Massachusetts rallied from its second 11-point deficit early in the second half with seven unanswered points. Carter's dunk with 11:59 remaining capped the run and got the Minutemen within 50-46. Grant and Trey McKinney Jones scored five points each and Scott converted 5-of-6 free throws as Miami outscored Massachusetts, 17-1, and took the lead for good during a 7:56 stretch late in the first half. Grant's corner 3-pointer with 1:45 remaining capped the run and gave the Hurricanes a 39-26 lead. The Minutemen's field goal scoring drought ended on Carter's dunk with 1:31 remaining. Massachusetts missed five field goal attempts and committed three turnovers during the Hurricanes' spurt. Jesse Morgan's jumper with 39 seconds remaining cut Miami's lead to 41-31 at halftime. The Hurricanes twice had seven-point leads in the opening four minutes of the first half but the Minutemen kept the deficit within two possessions. Williams' second of consecutive 3-pointers gave Massachusetts a 25-22 lead with 8:41 left.

UMASS 6-3		tot-fg		3-pt		rebounds											
##	Player	f	a	fg	fga	ft	fta	of	de	tot	pf	t	a	to	b	s	min
33	VINSON, Terrell	f	1	4	0	3	3	4	0	6	3	5	1	4	0	0	26
54	CARTER, Sean	c	4	8	0	4	7	5	3	8	4	12	1	2	1	1	29
00	FARRELL, Javorn	g	1	6	1	2	2	2	3	5	2	3	2	1	0	1	22
03	WILLIAMS, Chaz	g	6	17	3	6	7	8	2	2	4	22	4	2	0	1	39
04	RILEY, Freddie	g	2	9	1	5	1	2	1	4	5	16	0	0	0	2	16
01	ESHO, Maxie	1	3	0	0	1	2	1	2	3	3	3	0	2	0	1	15
05	MORGAN, Jesse	4	9	2	6	0	0	1	1	2	1	10	2	0	0	0	24
10	LALANNE, Cady	2	4	0	0	0	0	2	4	6	4	4	0	2	0	0	10
34	PUTNEY, Raphaela	3	6	0	2	2	2	0	4	4	4	8	2	1	2	0	19
TEAM		4															
Totals		24	66	7	24	20	27	17	28	45	27	75	12	14	3	6	200

TOTAL FG% 1st Half: 11-30 36.7% 2nd Half: 13-36 36.1% Game: 36.4%
3-Pt. FG% 1st Half: 5-13 38.5% 2nd Half: 2-11 18.2% Game: 29.2%
F Throw % 1st Half: 4-7 57.1% 2nd Half: 16-20 80.0% Game: 74.1%

Miami 5-2		tot-fg		3-pt		rebounds														
##	Player	f	g	f	a	f	a	o	d	e	t	o	t	p	f	a	b	t	s	min
04	TreyMcKinneyJonesf	4	9	2	5	0	0	0	8	8	4	10	3	1	0	3	32			
10	Raphael Akpejorif	2	2	0	0	2	3	2	1	3	4	6	0	0	0	15				
00	Shane Larking	4	9	2	3	4	1	3	4	3	14	2	3	1	1	22				
01	Durand Scott	g	0	6	0	0	16	2	4	6	3	16	6	1	0	1	36			
03	Malcolm Grant	g	5	14	3	7	2	4	0	2	2	3	15	2	2	0	1	34		
15	Rion Brown	2	6	1	2	2	2	1	1	2	0	7	0	3	1	0	19			
21	Erik Swoope	3	6	0	0	0	2	1	1	2	3	6	1	0	1	0	17			
35	Kenny Kadji	4	7	0	0	1	3	2	5	7	3	9	0	1	3	0	25			
TEAM																				
Totals		24		59		8		17		27		30		40		23		83		

TOTAL FG% 1st Half: 13-32 40.6% 2nd Half: 11-27 40.7% Game: 40.7%
3-Pt. FG% 1st Half: 5-9 55.6% 2nd Half: 3-8 37.5% Game: 47.1%
F Throw % 1st Half: 10-12 83.3% 2nd Half: 17-24 70.8% Game: 75.0%

Officials: Brian O'Connell, Tim Kelly, Sean Hull
Technical fouls: UMASS-None. Miami-None.
Attendance: 3653

Score by Periods	1st	2nd	Total
UMass	31	44	75
Miami	41	42	83

Points in the paint-UMASS 18, UM 20. Points off turnovers-UMASS 11, UM 19.
2nd chance points-UMASS 14, UM 10. Fast break points-UMASS 7, UM 11.
Bench points-UMASS 25, UM 22. Score tied 6-times. Lead changed 3-times.
Last FG-UMASS 2nd-02:36, UM 2nd-00:23.
Largest lead-UMASS by 3 1st-08:43, UM by 13 1st-01:46.

Memphis 71 vs. Miami 54 12-06-11

Game 8 BankUnited Center

Sophomore Will Barton had career highs of 27 points and 14 rebounds to help No. 21-ranked Memphis overcome a poor night of outside shooting and beat the Miami Hurricanes 71-54 Tuesday night. The Tigers, who sank 15 3-pointers in a rout three nights earlier, went 1 for 12 from beyond the arc. They repeatedly worked the ball inside in the second half to pull away. Memphis (5-2) won its third game in a row. The Hurricanes (5-3) lost in their first game against a ranked team, and the defeat snapped a streak of 27 consecutive non-conference home victories. Barton shot 12 for 20, including three alley-oop dunks, and he added four steals. Chris Crawford totaled nine points, five assists and four steals. Adonis Thomas had 10 rebounds for the Tigers, who had a 44-37 advantage on the boards. The Hurricanes raced to a 7-0 lead but cooled off after that and shot just 36 percent. Their point total was a season low. Miami's talented guard trio of Durand Scott, Malcolm Grant and Shane Larkin combined for only 22 points. Kenny Kadji had 12 points for the Hurricanes, and Scott and Trey McKinney Jones added 10 apiece. There were seven lead changes in the first half. The Tigers took a 27-26 lead into the second half and slowly pulled away. Joe Jackson was 0 for 6 from the field before he sank the Tigers' only 3-pointer to put them up 40-35. Crawford fed Barton for scores on consecutive possessions, then made a three-point play that made it 53-46. Stan Simpson's layup gave the Tigers their first double-digit lead, 59-49, and the Tigers sank eight free throws in the final four minutes to increase their cushion. The Hurricanes sank consecutive 3-pointers en route to the 7-0 lead. Barton made a steal and dunk for the Tigers' first basket, then scored on their next two possessions as well. Barton dunked on an alley-oop pass from Crawford to give the Tigers their first lead, 14-13. The Hurricanes missed eight of their final nine shots in the opening half to fall behind for good.


Memphis 5-2		tot-fg		3-pt		rebounds											
##	Player	fg	fga	fg	fga	fta	of	de	tot	pf	tp	a	to	b	s	min	
11	WITHERSPON, Wesley	0	6	0	2	0	0	1	3	4	2	0	0	2	0	15	
32	SIMPSON, Stan	f	3	3	0	2	2	0	1	1	3	8	0	0	1	10	
01	JACKSON, Joe	g	1	7	1	3	5	6	0	1	1	8	3	0	0	25	
03	CRAWFORD, Chris	g	4	6	0	1	1	1	0	1	1	4	9	5	2	1	30
05	BARTON, Will	g	12	20	0	2	3	7	5	9	14	1	27	3	1	2	39
02	BARTON, Antonio	2	3	0	0	0	0	0	1	1	3	4	1	1	0	1	24
10	BLACK, Tarik	3	4	0	0	3	3	3	6	4	9	0	1	1	0	1	26
35	THOMAS, Adonis	3	11	0	4	0	0	2	8	10	1	6	0	0	1	1	28
TEAM																	
Totals		28		60		1		12		14		20		19		71	

TOTAL FG% 1st Half: 12-37 32.4% 2nd Half: 16-23 69.6% Game:


2011-12 Photo Roster




25
Garrius Adams
Jr. | G | 6-6 | 193
Apex, N.C.
Middle Creek



10
Raphael Akpejiori
So. | F | 6-10 | 230
Lagos, Nigeria
Sunrise Christian Academy (Kan.)




15
Rion Brown
So. | G | 6-6 | 194
Hinesville, Ga.
Liberty County




2
Bishop Daniels
Fr. | G | 6-3 | 175
Raleigh, N.C.
Word of God Christian Academy




45
Julian Gamble
Sr. | F/C | 6-10 | 265
Durham, N.C.
Southern Durham




3
Malcolm Grant
Sr. | G | 6-1 | 188
Brooklyn, N.Y.
Winchendon Acad./Villanova



12
Justin Heller
So. | G | 6-2 | 185
Boca Raton, Fla.
West Boca Raton Community




42
Reggie Johnson
Jr. | C | 6-10 | 284
Winston-Salem, N.C.
Winston-Salem Prep



5
DeQuan Jones
Sr. | G/F | 6-8 | 221
Stone Mountain, Ga.
Wheeler




35
Kenny Kadji
R-So. | F/C | 6-11 | 251
Douala, Cameroon
Pendleton/IMG/Florida




0
Shane Larkin
Fr. | G | 5-11 | 160
Cincinnati, Ohio
Dr. Phillips (Fla.)




4
Trey McKinney Jones
R-Jr. | G | 6-5 | 216
Milwaukee, Wis.
South Milwaukee/UMKC



11
Ryan Quiglar
Sr. | G | 5-11 | 180
Skyway, Wash.
Renton



1
Durand Scott
Jr. | G | 6-5 | 202
New York, N.Y.
Rice High



21
Erik Swoope
So. | F | 6-6 | 230
Lake Elsinore, Calif.
Harvard-Westlake



Jim Larranaga



Eric Konkol



Michael Huger



Chris Caputo



Mike Summey



GARRIUS ADAMS

Junior | Guard | 6-6 | 193

Apex, N.C. | Middle Creek

#24

Adams Season / Career Highs

Points

Season: 14, vs. UNF 11/19/11

Career: 16, at UNGC 02/15/11

Rebounds

Season: 8, vs. Tennessee Tech 11/11/11

Career: 9, vs. Virginia 2/5/11

Assists

Season: 2 (3x), last vs. UNF 11/19/11

Career: 6, vs. McNeese State 11/24/10

Steals

Season: 3, at Ole Miss 11/25/11

Career: 3, (4x) last at Ole Miss 11/25/11

Blocked Shots

Season: 1, vs. Rutgers 11/15/11

Career: 2, (2x) last vs. Boston College 1/19/10

Field Goals

Season: 4, vs. UNF 11/19/11

Career: 6, at UNGC 2/15/11

Field Goal Attempts

Season: 8, (2x) last vs. FGCU 11/22/11

Career: 11, at UNGC 2/15/11

Free Throws

Season: 4, vs. UNF 11/19/11

Career: 7, vs. UCF 12/18/10

Free Throw Attempts

Season: 4 (2x) last at Ole Miss 11/25/11

Career: 12, vs. UCF 12/18/10

3-Point Field Goals

Season: 3, vs. Rutgers 11/15/11

Career: 4, at Clemson 1/8/11

3-Point Field Goal Attempts

Season: 7, vs. FGCU 11/22/11

Career: 7, (4x) last, vs. FGCU 11/22/11

Foul Disqualifications

Season: 1, vs. Tennessee Tech 11/11/11

Career: 1, vs. Tennessee Tech 11/11/11

Minutes

Season: 32, vs. FGCU 11/22/11

Career: 40, vs. Virginia 2/5/11

As a Junior (2011-12): Team-high 14 points against UNF ... Hit a trio of threes in win against Rutgers ... Grabbed a team-high eight rebounds vs. Tennessee Tech in the season opener.

As a Sophomore (2010-11): Played in all 36 games, with 24 starts - including a stretch of 15 straight during ACC play (1/15-3/6)... Averaged 7.3 points, 3.7 rebounds, 1.8 assists and 1.0 steal in 28.2 minutes per game... Played at least 20 minutes in 33-of-36 games this season, with his 1,014 minutes on the hardwood ranking 17th in program history... Scored in double-figures 12 times, including seven times versus ACC opponents... Grabbed five-plus boards 11 times this season, including a season-high nine in the overtime win over Virginia (2/5).

As a Freshman (2009-10): Averaged 3.8 points and 2.1 rebounds per game, playing in 32 games as a true freshman -- tying Reggie Johnson for the second-most appearances among UM freshmen in 2009-10... Started seven-straight games in ACC play -- also second most among UM freshmen, posting 3.9 points and 1.7 boards per outing versus conference opponents... Knocked down a three-pointer in seven of his last 12 games... Scored in double figures twice, including season- and game-high 13 points at Wake Forest (2/2) on a season-best 4-of-8 shooting from the field -- including a season-best 3-for-5 from beyond the arc -- with three rebounds and a steal.

High School: Ranked among the top 20 shooting guards by ESPN and among top 30 by Scout... Averaged 21.8 points per game as a senior en route to setting a new Middle Creek High School scoring record in career points... In 2009, named to N.C. Basketball Coaches Association District 5 All-District First Team and NCPreps.com All-State Boys Basketball Team... Competed in the North Carolina/South Carolina All-Star Classic... As a junior, averaged 18.2 points and 7.8 rebounds per game en route to NCHSAA 4-A All-State honors... Coached by David Kushner... Averaged 20.1 points per game with his AAU team -- Garner Road, and was named to the all-tournament team at the Bob Gibbons Tournament of Champions in May 2008... Also recruited by Wake Forest, NC State, Virginia Tech and South Carolina.

Personal: First name is pronounced GARY-us ... Born Nov. 15, 1990 ... Son of Valerie and Gary Adams ... Brother to Devon, Ashley and Destiny ... A sports administration major with aspirations of becoming the general manager of an NBA team... Off the court, enjoys music.

2009-10			
Opposition	P	R	A
NC Central	3	4	0
Nova Southeastern	10	2	0
Tulane	4	2	1
UNC Wilmington	0	0	0
South Carolina	3	2	0
FGCU	6	3	2
USC Upstate	1	3	1
Minnesota	2	1	1
at Boston College	4	1	1
SC State	5	4	1
at Stetson	4	5	0
FAU	9	2	1
NC A&T	1	8	1
Bethune-Cookman	6	2	0
at Pepperdine	5	1	2
Wake Forest	0	1	0
at Virginia Tech	6	2	1
at Virginia	0	1	0
Boston College	2	2	3
at Maryland	4	1	1
Virginia Tech	3	1	0
at Wake Forest	13	3	0
at Florida St.	5	3	1
Georgia Tech	6	3	0
at Clemson	5	0	2
Duke	2	2	0
Virginia	3	3	0
NC State	9	1	0
at North Carolina	0	1	0
Florida St.	0	2	0
Wake Forest	0	0	0
Duke	0	0	0


2010-11			
Opposition	P	R	A
Jacksonville	3	1	3
at Memphis	5	7	0
N.C. Central	10	3	2
at Rutgers	0	0	0
McNeese St.	11	4	6
at FGCU	13	5	1
Ole Miss	6	3	2
West Virginia	9	3	2
Stetson	4	2	5
UCF	7	5	0
Oral Roberts	10	2	0
Rice	9	4	3
Akron	4	1	1
Pepperdine	6	0	2
at Duke	0	3	0
at Clemson	14	5	3
BC	12	2	2
Florida St.	2	8	2
at NC State	2	2	2
UNC	12	3	1
at Virginia Tech	11	2	1
Georgia Tech	11	3	1
Virginia	8	9	2
at Wake Forest	8	4	1
Duke	9	6	2
at UNGC	16	4	2
Clemson	4	5	3
at BC	12	6	4
at Florida St.	7	8	3
Maryland	4	4	3
at Georgia Tech	7	1	1
Virginia	10	5	2
UNC	0	3	1
FAU	4	2	1
Missouri St.	8	3	1
at Alabama	4	4	1

CAREER STATISTICS

Season	GP	GS	Min.	Avg.	Total			3-Point			Free Throws			Rebounds			Scoring		
					FG	FGA	Pct.	FG	FGA	Pct.	FT	FTA	Pct.	Off.	Def.	Tot.	Avg.	PF	FO
2009-10	32	7	540	16.9	38	118	.322	26	89	.292	19	29	.655	19	47	66	2.1	20	0
2010-11	36	24	1014	28.2	88	227	.388	35	114	.307	51	75	.680	37	95	132	3.7	68	0
2011-12	7	6	167	23.9	12	36	.333	7	23	.304	8	13	.615	7	21	28	4.0	12	1
TOTAL	75	37	1721	22.9	138	381	.362	68	226	.301	78	117	.667	63	163	226	3.0	100	1

ADAMS 2011-12

Opponent	Date	GS	Min	TOTAL			3-PTS			FREE THROWS			REBOUNDS			PF	FO	A	TO	Blk	Stl	Pts	Avg
				FG	FGA	Pct	3FG	FGA	Pct	FT	FTA	Pct	Off	Def	Tot								
TENNESSEE TECH	11-11-11	*	26	1	5	.200	0	2	.000	1	2	.500	2	6	8	5	1	0	1	0	1	3	3.0
RUTGERS	11-15-11	*	24	3	5	.600	3	5	.600	0	1	.000	1	2	3	5.5	1	0	2	3	1	0	6.0
UNF	11-19-11	*	29	4	8	.500	2	5	.400	4	4	1.000	3	2	5	5.3	0	0	2	1	0	1	8.7
FLORIDA GULF COAST	11-22-11	*	32	2	8	.250	2	7	.286	1	2	.500	0	4	4	5.0	1	0	1	2	0	7	8.3
at Ole Miss	11-25-11	*	30	1	5	.200	0	2	.000	2	4	.500	1	6	7	5.4	2	0	1	2	0	4	7.4
at Purdue	11-29-11	*	21	1	5	.200	0	2	.000	0	0	.000	0	1	1	4.7	3	0	1	0	0	2	6.5
UMASS	12-03-11																						
MEMPHIS	12-06-11		5	0	0	.000	0	0	.000	0	0	.000	0	0	0	4.0	0	0	0	1	0	0	5.6
Totals			6	167	12	.333	7	23	.304	8	13	.615	7	21	28	4.0	12	1	7	10	1	39	5.6



RAPHAEL AKPEJIORI #10

Sophomore | Forward | 6-10 | 230

Lagos, Nigeria | Sunrise Christian Academy (Kan.)

As a Sophomore (2011-12): Blocked four shots to go along with five points and five rebounds against UNF ... Scored seven points, pulled down three rebounds and blocked a pair of shots in season opener against Tennessee Tech.

As a Freshman (2010-11): Saw action in 20 games as a true freshman, averaging 1.6 points and 1.6 rebounds in 4.9 minutes per game ... Productive during his time on the hardwood, with his 12 blocks tying for third most on the squad... UM's second most active player on the glass, pulling down 18.5 percent of the rebounds when he's in the game - including 20.8 percent of the defensive boards... Hit both free throws at UNC Greensboro (2/15), converting five of his last six attempts from the charity stripe during the season... Registered at least one block in four-straight games - including a career-high four blocks in the win over McNeese State (11/24), for the second-most blocks in a game by a Cane in 2011.

High School: Kansas All-State Class 1-A Honorable Mention selection... Rated as the No. 64 power forward by ESPN... Helped his team finish with just two losses in 2009-10, with one of those to nationally-ranked power Providence School (Fla.) who won the 2-A FHSAA state title... Poured in a game-high 23 points (including three dunks) and 12 rebounds in a win over Liberal... Added another double-double with 14 points and 10 rebounds against Dodge City... Named to the Fantasy of Lights All-Tournament Team after helping his team to a championship game win over Mansfield Timberview... Sat out the 2008-09 season with an injury... Named to the Hawk Challenge All-Tournament Team following back-to-back double-digit scoring performances in the state of Florida... Played AAU basketball for Baltimore Elite... Played in the international game during the 2008 Jordan Brand Basketball Classic in New York City... Coached by Kyle Lindsted at Sunrise Christian.

Personal: Full name is Ethasor Raphael Akpejori ... Goes by Raphael ... First name is pronounced A-tha-saur ... Last name is pronounced AHK-peh-jour-ee ... Born Oct. 10, 1990 ... A standout in the classroom as well as on the court, majoring in mechanical engineering... Also recruited by Texas A&M, Colorado, USF and UCF.

2010-11			
Opposition	P	R	A
Jacksonville	0	1	0
at Memphis	2	1	0
N.C. Central	8	5	0
at Rutgers	4	2	0
McNeese St.	2	4	0
at FGCU	1	2	0
West Virginia	0	0	0
Stetson	2	0	0
UCF	1	1	0
Oral Roberts	2	4	0
Rice	0	2	0
Pepperdine	3	2	0
at Duke	1	3	0
at Clemson	0	0	0
Florida St.	2	0	0
UNC	1	1	0
at Virginia Tech	0	0	0
at UNCG	2	2	0
Maryland	0	0	0
at Alabama	0	1	0

Akpejori Season / Career Highs

Points

Season: 7, vs. Tennessee Tech 11/11/11

Career: 8, vs. NC Central 11/19/10

Rebounds

Season: 7, at Purdue 11/29/11

Career: 7, at Purdue 11/29/11

Assists

Season: 1 (2x), last at Purdue 11/29/11

Career: 1 (2x), last at Purdue 11/29/11

Steals

Season: 1 (2x), last at Purdue 11/29/11

Career: 1, 3x, last at Purdue 11/29/11

Blocked Shots

Season: 4 vs. UNF 11/19/11

Career: 4 (2x), last vs. UNF 11/19/11

Field Goals

Season: 3, vs. Tennessee Tech 11/11/11

Career: 3(2x) last vs. Tennessee Tech 11/11/11

Field Goal Attempts

Season: 4, UNF 11/19/11

Career: 4, UNF 11/19/11

Free Throws

Season: 2 (3x), last vs. Memphis 12/06/11

Career: 4, at Rutgers 11/21/10

Free Throw Attempts

Season: 2 (3x), last vs. UMass 12/03/11

Career: 4 (3x), last vs. Pepperdine 12/30/10

3-Point Field Goals

Season: -

Career: -

3-Point Field Goal Attempts

Season: -

Career: -

Foul Disqualifications

Season: -

Career: -

Minutes

Season: 22, vs. UNF 11/19/11


Career: 22, vs. UNF 11/19/11

CAREER STATISTICS

Season	GP	GS	Min.	Avg.	FG	Total FGA	Pct.	FG	3-Point FGA	Pct.	FT	FTA	Pct.	Off.	Def.	Tot.	Avg.	PF	FO	Ast.	TO	Blk	Stl	Pts.	Avg.
2010-11	20	0	98	4.9	5	10	.500	0	0	.000	21	32	.656	13	18	31	1.6	16	0	0	5	12	2	31	1.6
2011-12	8	2	91	11.4	8	15	.533	0	0	.000	9	14	.643	15	6	21	2.6	17	0	2	6	9	2	25	3.1
TOTAL	28	2	189	6.8	13	25	.520	0	0	.000	30	46	.652	28	24	52	1.9	33	0	2	11	21	4	56	2.0

AKPEJIORI 2011-12

AKPEJIORI 2011-12		TOTAL				3-PTS			FREE THROWS			REBOUNDS													
Opponent	Date	GS	Min	FG	FGA	Pct	3FG	FGA	Pct	FT	FTA	Pct	Off	Def	Tot	Avg	PF	FO	A	TO	Blk	Stl	Pts	Avg	
TENNESSEE TECH	11-11-11		12	3	3	1.000	0	0	.000	1	1	1.000	3	0	3	3.0	1	0	0	0	2	1	7	7.0	
RUTGERS	11-15-11		7	1	2	.500	0	0	.000	1	2	.500	0	1	1	2.0	3	0	1	0	0	0	3	5.0	
UNF	11-19-11		22	2	4	.500	0	0	.000	1	2	.500	3	1	4	2.7	3	0	0	0	4	0	5	5.0	
FLORIDA GULF COAST	11-22-11		6	0	0	.000	0	0	.000	0	0	.000	0	0	0	2.0	1	0	0	0	1	0	0	3.8	
at Ole Miss	11-25-11		2	0	1	.000	0	0	.000	0	0	.000	1	0	1	1.8	0	0	0	0	0	0	0	3.0	
at Purdue	11-29-11		14	0	2	.000	0	0	.000	2	2	1.000	5	2	7	2.7	3	0	1	3	0	1	2	2.8	
UMASS	12-03-11	*	15	2	2	1.000	0	0	.000	2	3	.667	2	1	3	2.7	4	0	0	0	1	0	6	3.3	
MEMPHIS	12-06-11	*	13	0	1	.000	0	0	.000	2	4	.500	1	1	2	2.6	2	0	0	3	1	0	2	3.1	
Totals			2	91	8	15	.533	0	0	.000	9	14	.643	15	6	21	2.6	17	0	2	6	9	2	25	3.1



RION BROWN

Sophomore | Guard | 6-6 | 194

Hinesville, Ga. | Liberty County

#15

Brown Season / Career Highs

Points

Season: 7 (2x) last vs. UMass 12/03/11

Career: 19, vs. Maryland 3/2/11

Rebounds

Season: 4 (2x), last at Purdue 11/29/11

Career: 8, vs. Georgia Tech 2/3/11

Assists

Season: 1, vs. Tennessee Tech 11/11/11

Career: 3, (2x) last at Georgia Tech 3/6/11

Steals

Season: -

Career: 3, vs. NC Central 11/19/10

Blocked Shots

Season: -

Career: 1, (3x) last vs. Maryland 3/2/11

Field Goals

Season: 2, vs. UMass 12/03/11

Career: 6, vs. Maryland 3/2/11

Field Goal Attempts

Season: 6 (2x) last vs. UMass 12/03/11

Career: 10, at Florida State 2/26/11

Free Throws

Season: 4, vs. Tennessee Tech 11/11/11

Career: 5, vs. NC Central 11/19/10

Free Throw Attempts

Season: 4, vs. Tennessee Tech 11/11/11

Career: 6, vs. NC Central 11/19/10

3-Point Field Goals

Season: 1 (3x), last vs. Memphis 12/06/11

Career: 6, vs. Maryland 3/2/11

3-Point Field Goal Attempts

Season: 4, vs. Tennessee Tech 11/11/11

Career: 7, vs. Maryland 3/2/11

Foul Disqualifications

Season: -

Career: -

Minutes

Season: 24, at Purdue 11/29/11

Career: 31, vs. NC Central 11/19/10

As a Sophomore (2011-12): Did not play against UNF due to illness ... Scored seven points and pulled down three rebounds in the season opener against Tennessee Tech.

As a Freshman (2010-11): Played in all 36 games, starting all five contests in the postseason - two in ACC Tournament play and three in the NIT... Averaged 4.4 points and 2.0 rebounds in 16.9 minutes per game... Saw 15-plus minutes on the hardwood in each of the final 18 games, including a personal ACC-high 30 minutes in a breakout game versus Maryland (3/2)... Versus the Terps, registered career highs in points (19), field goals made (6), three-pointers made (6) and assists (3)... Finished 6-of-7 from long range, becoming the third Cane to convert six threes in a single game this season (Adrian Thomas and Malcolm Grant each did it twice)... His six three-pointers are the most by a Miami freshman in a decade -- since Darius Rice went 7-for-15 from downtown versus Virginia Tech on Jan. 10, 2001... Also had a big game versus Virginia (2/5) - with the Canes trailing five points with 30 seconds remaining in regulation, sank a deep three-pointer from the U logo, and then with Miami down by three, converted all three free throws with just 13 seconds on the clock to send the game into overtime... Finished with eight points -- with those five in the final 30 seconds of regulation, three rebounds and a block in 24 minutes.

High School: Selected the Class 3-A South Player of the Year by the Georgia Athletic Coaches Association... Listed as a four-star recruit by Rivals and Scout.com... Rated as the No. 15 shooting guard by Scout, No. 47 shooting guard by ESPN and No. 61 nationally by Rivals... Selected as a GHSA State Senior All-Star... As a senior, averaged 22.8 points per game, while shooting 55 percent from the field and 38 percent from beyond the arc... Set school records with a single-game high of 42 points and the single-season record of 660 points... Selected as the WTOC-TV Player of the Week (1/11/10) after that career-high 42-point performance in a win over Burke County... Helped lead his team to the second round of the Georgia 3-A High School State Playoffs... Scored a game-high 28 points (including 10 in the fourth quarter) in a win over West Laurens... Dropped in 28 points for Liberty County in a win over Metter and added 26 points against Bradwell as part of the Gentlemen's Classic Tournament in Statesboro, Ga... Finished with 25 points in Liberty County's win over Thomson... Teammate of Tennessee signee Jordan McRae... Coached by Willie Graham... Played AAU basketball for the Worldwide Renegades.

Personal: First name is pronounced Ryan ... Born Sept. 3, 1991 ... Son of Lisa Brown and Tico Brown, who played basketball at Georgia Tech, in the Continental Basketball Association and overseas. When he retired, Tico was the CBA's all-time leading scorer (8,538 points) and was voted to the All-Time CBA Team ... Brother to Tico Brown II ... Majoring in sports administration... Also recruited by Georgia, Alabama and Virginia.


2010-11			
Opposition	P	R	A
Jacksonville	3	2	1
at Memphis	0	2	0
N.C. Central	17	2	2
at Rutgers	5	2	0
McNeese St.	16	4	0
at FGCU	5	0	1
Ole Miss	3	2	1
West Virginia	0	1	0
Stetson	3	0	1
UCF	0	0	0
Oral Roberts	1	1	0
Rice	0	1	0
Akron	0	1	0
Pepperdine	9	1	0
at Duke	0	0	0
at Clemson	1	0	0
BC	0	0	1
Florida St.	0	1	0
at NC State	3	0	1
UNC	0	1	0
at Virginia Tech	7	3	0
Georgia Tech	5	8	1
Virginia	8	3	0
at Wake Forest	0	2	2
Duke	8	3	0
at UNCG	0	1	0
Clemson	5	2	0
at BC	4	1	0
at Florida St.	3	7	1
Maryland	19	3	3
at Georgia Tech	3	3	3
Virginia	9	3	0
UNC	5	3	1
FAU	6	1	0
Missouri St.	7	3	2
at Alabama	2	5	1

CAREER STATISTICS

Season	GP			Min.	Avg.	Total			Pct.	3-Point			Pct.	Free Throws			Pct.	Rebounds				Scoring			
	GP	GS	Min.			FG	FGA	Pct.		FG	FGA	Pct.		FT	FTA	Pct.		Off.	Def.	Tot.	Avg.	PF	FO	Ast.	TO
2010-11	36	5	607	16.9	51	141	.362	32	90	.356	23	33	.697	13	59	72	2.0	54	0	22	33	3	10	157	4.4
2011-12	6	0	89	14.8	5	25	.200	3	14	.214	10	12	.833	5	9	14	2.3	3	0	2	7	1	1	23	3.8
TOTAL	42	5	696	16.6	56	166	.337	35	104	.337	33	45	.733	18	68	86	2.0	57	0	24	40	4	11	180	4.3

BROWN 2011-12

Opponent	Date	GS	Min	FG	FGA	Pct	3FG	FGA	Pct	FT	FTA	Pct	Off	Def	Tot	Avg	PF	FO	A	TO	Blk	Stl	Pts	Avg
TENNESSEE TECH	11-11-11		17	1	6	.167	1	4	.250	4	4	1.000	1	2	3	3.0	2	0	1	2	0	0	7	7.0
RUTGERS	11-15-11		8	0	4	.000	0	2	.000	0	0	.000	2	2	4	3.5	1	0	1	1	0	0	0	3.5
UNF	11-19-11	DNP - Illness																						
FLORIDA GULF COAST	11-22-11	DNP - Illness																						
at Ole Miss	11-25-11		2	0	1	.000	0	1	.000	0	0	.000	0	0	0	2.3	0	0	0	1	0	1	0	2.3
at Purdue	11-29-11		24	1	4	.250	0	3	.000	1	2	.500	1	3	4	2.8	0	0	0	0	0	0	3	2.5
UMASS	12-03-11		19	2	6	.333	1	2	.500	2	2	1.000	1	1	2	2.6	0	0	0	3	1	0	7	3.4
MEMPHIS	12-06-11		19	1	4	.250	1	2	.500	3	4	.750	0	1	1	2.3	0	0	0	0	0	0	6	3.8
Totals			0	89	5	.200	3	14	.214	10	12	.833	5	9	14	2.3	3	0	2	7	1	1	23	3.8



BISHOP DANIELS

Freshman | Guard | 6-3 | 175

Raleigh, N.C. | Word of God Christian Academy

#2

Daniels Career Highs

Points

Career:

Rebounds

Career:

Assists

Career:

Steals

Career:

Blocked Shots

Career:

Field Goals

Career:

Field Goal Attempts

Career:

Free Throws

Career:

Free Throw Attempts

Career:

3-Point Field Goals

Career:

3-Point Field Goal Attempts

Career:

Foul Disqualifications

Career:

Minutes

Career:

As a Freshman (2011-12): Sitting out indefinitely due to a foot injury.

High School: A speedy combo guard, known for his high-flying dunks... Has shown improved range after working on his three-point shot... Rated the No. 4 dunker in the 2011 class by Rivals... Also ranked among the nation's top shooting guards - at No. 29 by Scout and No. 46 by ESPN... As a senior, averaged 18 points, 5 rebounds and 4 assists per game en route to a state semifinals appearance and a 23-3 record... Averaged 13 points, 5 assists and 4 rebounds per game as a junior... Played for the same high school as John Wall, the No. 1 draft pick in 2010 by the Washington Wizards.... Played AAU ball for the CP3 All-Stars... Reconfirmed his commitment to the University of Miami after meeting with Coaches Larranaga and Huger.... Also recruited by Purdue, Tennessee, NC State, Rutgers, Colorado, DePaul and Charlotte.

Personal: Born Nov. 2, 1992 ... Given name is DeLante Bishop Daniels ... Son of Bonnie and Eugene Daniels ...The fourth North Carolina native on the roster, joining Reggie Johnson, Garrius Adams and Julian Gamble.



JULIAN GAMBLE

Senior | Forward/Center | 6-10 | 265

#45

Durham, N.C. | Southern Durham

As a Senior (2011-12): Will sit out this year after injuring his left ACL in the summer.

As a Junior (2010-11): Played in all 36 games this season, with 13 starts - including six in ACC play... Averaged 4.0 points, 3.4 rebounds and 0.8 blocks per game, converting 59.8 percent of his field goals... Scored in 33-of-36 games, averaging 7.0 points and 4.8 rebounds over the last six outings, converting 73.9 percent of his field goals... In three NIT games, averaged 7.3 points and 5.7 rebounds while shooting 88.9 percent from the field (8-9).

2008-09			
Opposition	P	R	A
Florida Southern	4	6	0
Southern Miss	0	0	0
Connecticut	0	1	0
San Diego	0	5	3
Stetson	1	2	0
at Kentucky	0	3	1
FIU	6	3	1
Robert Morris	0	0	0
Clemson	0	3	0
at St. John's	10	3	1
UNF	13	13	1
NC Central	6	7	0
FAU	0	0	0
Maryland	0	0	0
at North Carolina	0	0	0
at NC State	2	3	0
at Maryland	1	0	0
North Carolina	4	5	0
at Florida State	1	2	1
at Virginia	0	1	0
NC State	0	2	0
Virginia Tech	7	0	0
at Providence	2	1	0
at Florida	0	1	0

2009-10			
Opposition	P	R	A
NC Central	10	3	1
Nova Southeastern	5	4	0
Tulane	2	1	0
UNC Wilmington	2	0	0
South Carolina	0	0	0
FGCU	0	1	0
USC Upstate	4	5	4
Minnesota	0	1	0
at Boston College	0	0	0
SC State	0	4	3
at Stetson	4	2	0
FAU	2	1	0
NC A&T	2	4	3
Bethune-Cookman	0	0	1
at Pepperdine	4	3	0
Wake Forest	5	2	0
at Virginia Tech	0	0	0
at Virginia	0	0	0
Boston College	4	1	0
at Maryland	0	1	0
Virginia Tech	2	0	0
at Wake Forest	3	3	0
at Florida St.	9	3	1
Georgia Tech	4	7	2
Clemson	3	5	1
Duke	4	1	1
Virginia	13	12	3
NC State	6	4	0
at North Carolina	8	7	2
Florida St.	5	1	0
Wake Forest	8	13	1
Virginia Tech	2	5	1
Duke	4	2	0

2010-11			
Opposition	P	R	A
Jacksonville	10	5	0
at Memphis	4	3	0
N.C. Central	2	4	1
at Rutgers	0	1	0
McNeese St.	2	5	0
at FGCU	2	0	0
Ole Miss	4	4	1
West Virginia	2	3	0
Stetson	6	7	1
UCF	4	1	0
Oral Roberts	2	0	0
Rice	4	3	1
Akron	3	3	0
Pepperdine	2	0	0
at Duke	7	3	0
at Clemson	2	0	1
BC	4	7	0
Florida St.	2	4	0
at NC State	4	6	2
UNC	0	2	0
at Virginia Tech	4	5	0
Georgia Tech	5	6	0
Virginia	0	1	0
at Wake Forest	4	7	1
Duke	4	2	2
at UNCG	8	5	2
Clemson	5	4	0
at BC	2	3	0
at Florida St.	1	0	0
Maryland	2	1	1
at Georgia Tech	7	4	2
Virginia	11	5	0
UNC	2	3	1
FAU	8	8	2
Missouri St.	7	3	0
at Alabama	7	6	0

Gamble Season / Career Highs

Points

Career: 13, (2x) last vs. Virginia 2/23/10

Rebounds

Career: 13, (2x) vs. Wake Forest 3/11/10

Assists

Career: 4, vs. USC Upstate 11/28/09

Steals

Career: 2 (7x), last at Clemson 1/8/11

Blocked Shots

Career: 4, at North Carolina 3/2/10

Field Goals

Career: 6, vs. Virginia 2/23/10

Field Goal Attempts

Career: 10, at North Carolina 3/2/10

Free Throws

Career: 7, vs. UNF 12/31/08

Free Throw Attempts

Career: 10, vs. UNF 12/31/08

3-Point Field Goals

Career: 1, at North Carolina 3/2/10

3-Point Field Goal Attempts

Career: 2, at North Carolina 3/2/10

Foul Disqualifications

Career: 5x, last at Wake Forest 2/9/11

Minutes

Career: 28 vs. Wake Forest 3/11/10

CAREER STATISTICS


Season	GP	GS	Min.	Avg.	FG	Total FGA	Pct.	3-Point FG	3-Point FGA	Pct.	Free Throws FT	Free Throws FTA	Pct.	Off.	Rebounds Def.	Total	Avg.	PF	FO	Ast.	TO	Blk	Stl	Pts.	Avg.
2008-09	24	0	179	7.5	20	46	.435	0	0	.000	17	29	.586	22	39	61	2.5	23	0	8	4	14	3	57	2.4
2009-10	33	11	440	13.3	45	94	.479	1	4	.250	24	34	.706	39	57	96	2.9	59	2	24	37	25	17	115	3.5
2010-11	36	13	546	15.2	61	102	.598	0	1	.000	21	49	.429	41	83	124	3.4	92	3	18	33	30	14	143	4.0
TOTAL	93	24	1165	12.5	126	242	.521	1	5	.200	62	112	.554	102	179	281	3.0	174	5	50	74	69	34	315	3.4

As a Sophomore (2009-10): Among five Hurricanes to play in all 33 games, including 11-straight starts to close the season... Averaged 6.6 points on 52.6 percent shooting from the field and 6.3 rebounds over his last seven starts... For the season, posted 3.5 points, 2.9 rebounds and 0.8 blocks per game, while converting 70.6 percent from the line... Posted multiple blocks in four games, including a career-high four at North Carolina (3/2)... Versus the Tar Heels, added eight points -- including his first career three-pointer to beat the halftime buzzer, seven boards, a career-high tying two steals and two assists in 26 minutes... Grabbed double-figure rebounds twice and five-plus boards seven times, including six times versus conference opponents... Honored with team's "Outstanding Student-Athlete Award" at the 2010 postseason banquet for his efforts on the court and in the classroom.

As a Redshirt Freshman (2008-09): Saw action in 24 games in his first campaign as a Hurricane, including 10 games versus ACC opponents... Among just six ACC freshmen to record a double-double during the season, posting a career-high 13 points and a career-high 13 rebounds in the win over North Florida (12/31), converting 3-of-5 field goals and a season-high 7-of-10 free throws... Also scored in double figures in the win at St. John's (12/27), finishing with 10 points on perfect 4-of-4 shooting from the field and 2-of-2 shooting from the line in 12 minutes... Grabbed five-or-more rebounds five times, including a four-point, five-board effort in 15 minutes versus then- No. 3/3 North Carolina (2/15).

High School: Three-year letterwinner at Southern Durham High School, the same high school as former UM teammate Anthony King... Averaged 18 points, 10 rebounds and five blocks per game as a senior... A two-time all-conference selection... Rated the No. 27 center in the class of 2007 by Scout.com and the No. 4 overall player in the state of North Carolina by Rivals.com... Coached by David Pyper.

Personal: Born Sept. 15, 1989 ... Son of Sarah Gamble ... Brother to Talonny, Javon, William and Raquel ... A sports administration major with a minor in business administration... Off the court, enjoys playing video games... Traveled to Africa during the summer of 2008 with Athletes in Action, getting the opportunity to play basketball with other collegians from across the country, as well as hold basketball clinics for local children... Big body... Great inside game-- team's best post passer... Strong basketball IQ and good skill level... Has shown tremendous growth through his redshirt season in 2007-08 up until the present... Nicknames include "Jules" and "JG".



MALCOLM GRANT

Senior | Guard | 6-1 | 188

Brooklyn, N.Y. | Winchendon Academy (Mass.) | Villanova

#3

Grant Season / Career Highs

Points

Season: 22, at Ole Miss 11/25/11

Career: 26, vs. West Virginia 12/4/10

Rebounds

Season: 4 (2x), last vs. FGCU 11/22/11

Career: 7, at Memphis 11/15/10

Assists

Season: 2 (3x), last vs. UMass 12/03/11

Career: 9, vs. McNeese State 11/24/10

Steals

Season: 2 (2x), last at Purdue 11/29/11

Career: 4, vs. North Carolina 3/11/11

Blocked Shots

Season: -

Career: 1 (3x), last at Memphis 11/15/10

Field Goals

Season: 8, at Ole Miss 11/25/11

Career: 9, at NC State 1/23/11

Field Goal Attempts

Season: 18, at Ole Miss 11/25/11

Career: 18, at Ole Miss 11/25/11

Free Throws

Season: 7, vs. FGCU 11/22/11

Career: 13, vs. West Virginia 12/4/10

Free Throw Attempts

Season: 10, vs. FGCU 11/22/11

Career: 14, vs. West Virginia 12/4/10

3-Point Field Goals

Season: 6, at Ole Miss 11/25/11

Career: 6 (3x), last at Ole Miss 11/25/11

3-Point Field Goal Attempts

Season: 12, at Ole Miss 11/25/11

Career: 12, at Ole Miss 11/25/11

Foul Disqualifications

Season: -

Career: -

Minutes

Season: 41, at Ole Miss 11/25/11

Career: 41, at Ole Miss 11/25/11

Preseason All-ACC, 2011-12 | All-ACC Third Team, 2010-11

As a Senior (2011-12): Notched 21 points, hitting four treys and seven free throws against FGCU ... Scored 19 points hitting four long balls against Rutgers ... Hit a pair of treys on his way to 15 points in the season opener.

As a Junior (2010-11): Only Hurricane to start all 36 games, setting a UM record, while his 1,165 minutes on the hardwood are third most by a Miami player in a single season... Averaged a team-high 14.8 points, team-high 3.2 assists and 1.8 rebounds per game, converting 41.8 percent from the field, 42.3 percent from long range - ninth-best in UM history and 85.3 percent from the line... Named to the All-ACC Third Team... One of just two players to lead the ACC in as many as three different statistical categories, closing 2011 as the ACC's leader in three-point field goal percentage (19th in the nation), free throw percentage (12th in program history, 51st in the nation) and three-point field goals per game (49th in the nation), while ranking ninth in both scoring and minutes... The third Hurricane to lead the ACC in three-point field goal percentage in the last four seasons... Has hit 41.9 percent from long range over his career to rank third-best in program history, while his 81.9 percent career free throw percentage is ninth best... Tallied 100 assists for the second-straight season alongside Durand Scott, becoming the first teammates to notch consecutive 100-assists seasons since Thomas Hocker and Kevin Presto achieved the feat in both 1987-88 and 1988-89... His 232 career assists rank 14th in program history... Earned his first ACC Player of the Week honors (12/27/10) and named Las Vegas Holiday Hoops Classic MVP after averaging 19.0 points and 2.3 assists per game in leading UM to a 3-0 mark, while shooting 52 percent from the field (13-25), 50 percent from beyond the arc (6-12) and 92.6 percent from the line (25-27)... Scored in double figures 29 times with his eighth 20-point game of the season in the NIT-opening win over FAU (3/16), knocking down 7-of-12 shots from the field and 8-of-11 from the line en route to 23 points -- his highest scoring performance of the season when hitting just one three, with three assists... Hit a three in 33 of 36 games this season -- taking an ACC-long 23-game three-point streak into next season, the fifth-longest stretch in UM history... Hit three-plus threes 19 times, including a career-high six twice - versus Rice (12/22) and at Florida Gulf Coast (11/27)... His 94 triples tie for the second most in UM single-season history and his 155 career threes are 10th, while his 222 season attempts rank fourth and his 370 career attempts tie for 12th at UM... Shot 50 percent or better from beyond the arc 15 times - including a 5-for-5 performance at NC State (1/23) to tie a school record with 100 percent shooting from long range... Among the league's most improved scorers with his average increasing 5.2 points per game -- from 9.6 points per game as a redshirt sophomore in 2010 to a team-leading 14.8 points this season.

As a Redshirt Sophomore (2009-10): Among five Hurricanes to play in all 33 games, making eight starts... Led the team in assists with 3.5 per game and was fourth in scoring with 9.6 points an outing... Converted 40.0 percent of his three-pointers against ACC opponents... Hit a three-pointer in the first 14 games this season -- tying for the 10th longest streak in UM history -- and in 28-of-33 games as a Hurricane... His 61 three-pointers ranked second-most on the team, as he hit multiple treys in 21 games -- including eight outings with three-or-more from long range... 21 games with four-plus assists... Sixth in the ACC in assist-to-turnover ratio (1.77:1)... Versus ACC opponents, ranked fourth in the league in assist-to-turnover ratio (1.97:1), tied for seventh in three-pointers made per game (1.8) and 10th in assists per game (3.6)... Over the ACC Tournament, registered a 2.6-to-1 assist-to-turnover ratio and shot 45.5 percent from beyond the arc... Dished out four-plus assists in eight of the last 10 games... Second most efficient free throw shooter on the squad, converting 75.6 percent for the season and 87.5 percent (21-24) over the last seven games, including making his last 13-straight free throws for the season... Scored in double figures 14 times -- second most among returning players in 2010.

At Villanova (2007-08): Played in 29 games, including four starts in BIG EAST play, as a freshman with Villanova... Averaged 5.6 points and 1.4 assists in 12.7 minutes per game... Converted a team-best 46.6 percent from three-point range (37-44), 41 percent from the line (37-44) and 39.0 percent from the field (46-118)... Posted seven double-figure scoring efforts, including a season-high 23 points (6-7 3FG) versus Rutgers (1/23) and a 22-point performance in an upset win over then-No. 13 Pittsburgh (1/6)... Also pivotal in Villanova's 21-point comeback win over LSU (12/6), scoring all 18 of his points in the final seven minutes -- including 14 points in the last 2:55... Including his season-high six three-pointers versus Rutgers, hit three-or-more treys six times... Converted 4-of-5 treys in his collegiate debut versus Stony Brook (11/9) and hit a perfect 3-of-3 against George Mason (11/23)... Made every shot in the win over the Patriots, converting all three field goals -- all three-pointers -- and all four free throws in 13 minutes for 13 points... Sank a season-high 9-of-10 free throws in victory over LSU (12/6) and hit 6-of-7 from the line versus Pitt (1/6).

High School: Prepped for one season at Winchendon Academy in Massachusetts... Graduated from Paul Robeson High School in his native Brooklyn in 2006... At Robeson, selected PSAL Player of the Year and named to the all-city second team... As a senior in 2005-06, averaged 20.3 points, 2.6 rebounds and 2.0 assists per game... Scored more than 1,500 career points... Coached by Todd Myles at Robeson and Michael Byrnes at Winchendon.


Personal: Born June 21, 1988 ... Son of William Duncan and Mary Grant ... Brother to Unique, Sayeed, LeVar ... Sports administration major with a minor in English literature... Nicknames include MG and Malky... Off the court, enjoys playing video games and singing... Has three brothers.

CAREER STATISTICS

Season	GP	GS	Min.	Avg.	FG	FGA	Pct.	3-PT	3-PTA	Pct.	FT	FTA	Pct.	Off.	Def.	Tot.	Avg.	PF	FO	Ast.	TO	Blk	Stl	Pts.	Avg.
2009-10	33	8	813	24.6	99	252	.393	61	148	.412	59	78	.756	5	57	62	1.9	43	0	117	66	2	20	318	9.6
2010-11	36	36	1165	32.4	158	378	.418	94	222	.423	122	143	.853	12	53	65	1.8	49	0	115	92	1	31	532	14.8
2011-12	8	8	264	33.0	39	106	.368	25	65	.385	22	30	.733	1	22	23	2.9	13	0	10	12	0	6	125	15.6
TOTAL	77	52	2242	29.1	296	736	.402	180	435	.414	203	251	.809	18	132	150	1.9	105	0	242	170	3	57	975	12.7

GRANT 2011-12

Opponent	Date	GS	Min	FG	FGA	Pct	3FG	FGA	Pct	FT	FTA	Pct	Off	Def	Tot	Avg	PF	FO	A	TO	Blk	Stl	Pts	Avg	
TENNESSEE TECH	11-11-11	*	36	4	11	.364	2	7	.286	4	5	.800	0	4	4	4.0	3	0	2	5	0	0	14	14.0	
RUTGERS	11-15-11	*	27	5	14	.357	4	11	.364	5	6	.833	1	1	2	3.0	1	0	2	0	0	0	19	16.5	
UNF	11-19-11	*	30	4	11	.364	3	6	.500	2	3	.667	0	3	3	3.0	0	0	2	0	0	1	13	15.3	
FLORIDA GULF COAST	11-22-11	*	32	5	14	.357	4	11	.364	7	10	.700	0	4	4	3.3	1	0	0	0	0	2	21	16.8	
at Ole Miss	11-25-11	*	41	8	18	.444	6	12	.500	0	0	.000	0	3	3	3.2	2	0	1	0	0	0	22	17.8	
at Purdue	11-29-11	*	35	6	15	.400	2	6	.333	2	2	1.000	0	3	3	3.2	2	0	1	3	0	2	16	17.5	
UMASS	12-03-11	*	34	5	14	.357	3	7	.429	2	4	.500	0	2	2	3.0	3	0	2	2	0	1	15	17.1	
MEMPHIS	12-06-11	*	29	2	9	.222	1	5	.200	0	0	.000	0	2	2	2.9	1	0	0	2	0	0	5	15.6	
Totals			8	264	39	106	.368	25	65	.385	22	30	.733	1	22	23	2.9	13	0	10	12	0	6	125	15.6



JUSTIN HELLER

Sophomore | Guard | 6-2 | 185

#12

Boca Raton, Fla. | West Boca Raton Community

Heller Season / Career Highs

Points

Career: _____

Rebounds

Career: _____

Assists

Career: _____

Steals

Career: _____

Blocked Shots

Career: _____

Field Goals

Career: _____

Field Goal Attempts

Career: _____

Free Throws

Career: _____

Free Throw Attempts

Career: _____

3-Point Field Goals

Career: _____

3-Point Field Goal Attempts

Career: _____

Foul Disqualifications

Career: _____


Minutes

Career: _____

As a Freshman (2010-11): Walked onto the team... Practiced, but did not see any game time.

High School: After transferring to West Boca, played one year of varsity basketball for the Bulls... Among top 30 three-point scorers in Palm Beach County in 2009-10... The Bulls were the only team to beat powerhouse Dwyer, the top-ranked high school in the county, with an 82-73 victory.

Personal: Born on Dec. 26, 1991 ... Son of Neal Heller and Liz Heller ... Brother to Anthony Anderson ... Majoring in business, with aspirations of becoming a CEO... Recruited by American and North Florida ... Nickname is J-Hell.



REGGIE JOHNSON

Junior | Center | 6-10 | 284

Winston-Salem, N.C. | Winston-Salem Prep

#42

2011 All-ACC Honorable Mention | 2010 ACC All-Tournament Second Team

As a Junior (2011-12): Will sit out the first part of the season after injuring his knee in the summer of 2011.

As a Sophomore (2010-11): Earned All-ACC honorable mention accolades... Appeared in all 36 games, making 34 starts - tying for the third most in program history... Averaged nearly a double-double with 11.9 points, a team-high 9.6 rebounds and a team-best 1.3 blocks per game, while shooting 59.1 percent from the field - the third-highest percentage in a season in UM history (minimum 200 field goal attempts)... His 347 season boards are the most for a Cane since Rick Barry notched a school-record 475 in 1964-65 and rank sixth in UM history... Grabbed a team-high 21.7 percent of the available rebounds while on the court -- 26.8 percent of the defensive boards (12th in the nation) and 16.3 percent of the offensive boards (7th in the nation)... Among the ACC's leaders in several categories, ranking fourth in rebounding (28th in the nation), second in offensive rebounds (3.5 pg), fourth in defensive rebounds (6.1 pg) and 20th in scoring... Among the ACC's most improved players in both scoring and rebounding, with his scoring average increasing 5.5 points per game and his rebounding jumping 5.0 boards an outing... Averaged 12.3 points and 12.0 rebounds, shooting 70.6 percent from the field (17-24) and 100 percent from the line (3-3) over three NIT games... Scored in double figures in 23 games, with four 20-point outings - including a career-high 25 points in the road win at his hometown Wake Forest (2/9)... Pulled down double-figure rebounds 16 times, with 15-plus boards three times - including a career-high 20 in the NIT opening-round win over FAU (3/16)... Those 20 boards are the most for an ACC player this season and most for a Cane since the return of Miami basketball in 1985-86... Added 14 points versus the Owls to register his 13th double-double of the season - the fourth-most in the ACC and tied with All-American Tim James for third-most by a Hurricane in a single season (since the return of the program in 1985-86).

2009-10				2010-11			
Opposition	P	R	A	Opposition	P	R	A
NC Central	4	0	1	Jacksonville	13	8	0
Nova Southeastern	2	2	0	at Memphis	12	12	0
UNC Wilmington	3	1	0	N.C. Central	12	10	1
South Carolina	7	7	1	at Rutgers	12	14	0
FGCU	5	2	0	McNeese St.	12	9	0
USC Upstate	13	6	0	at FGCU	11	10	1
Minnesota	2	1	1	Ole Miss	17	10	1
at Boston College	7	3	0	West Virginia	14	7	0
SC State	11	6	1	Stetson	6	7	2
at Stetson	0	0	0	UCF	6	6	0
FAU	8	10	1	Oral Roberts	14	12	0
NC A&T	5	8	1	Rice	7	6	2
Bethune-Cookman	7	7	0	Akron	21	12	1
at Pepperdine	8	7	0	Pepperdine	12	15	0
Wake Forest	0	3	0	at Duke	22	9	0
at Virginia Tech	8	10	1	at Clemson	6	8	1
at Virginia	6	8	1	BC	9	9	0
Boston College	15	9	0	Florida St.	7	9	0
at Maryland	0	2	0	at NC State	20	14	1
Virginia Tech	7	4	1	UNC	11	13	2
at Wake Forest	8	6	1	at Virginia Tech	6	10	2
at Florida St.	2	0	0	Georgia Tech	9	10	2
Georgia Tech	10	7	0	Virginia	16	8	1
at Clemson	5	4	0	at Wake Forest	25	7	1
Duke	0	1	0	Duke	16	7	3
Virginia	0	0	0	at UNCG	2	4	0
NC State	6	4	0	Clemson	7	9	2
at North Carolina	2	3	0	at BC	15	6	2
Florida St.	12	3	0	at Florida St.	17	12	0
Wake Forest	22	4	2	Maryland	12	16	3
Virginia Tech	5	12	1	at Georgia Tech	4	12	0
Duke	14	8	0	Virginia	8	6	1
				UNC	12	4	0
				FAU	14	20	1
				Missouri St.	9	9	3
				at Alabama	14	7	0

Johnson Season / Career Highs

Points

Season: -

Career: 25, at Wake Forest 2/9/11

Rebounds

Season: -

Career: 20, vs. FAU 3/16/11

Assists

Season: -

Career: 3 (3x), last vs. Missouri State 3/21/11

Steals

Season: -

Career: 2 (4x), last vs. Georgia Tech 2/3/11

Blocked Shots

Season: -

Career: 5, at NC State 1/23/11

Field Goals

Season: -

Career: 9 (3x), last at NC State 1/23/11

Field Goal Attempts

Season: -

Career: 17, at NC State 1/23/11

Free Throws

Season: -

Career: 9, at Wake Forest 2/9/11

Free Throw Attempts

Season: -

Career: 12, at Wake Forest 2/9/11

3-Point Field Goals

Season: -

Career: -

3-Point Field Goal Attempts

Season: -

Career: -

Foul Disqualifications

Season: -

Career: 5x, last at Florida State 2/26/11

Minutes

Season: -

Career: 35, vs. Duke 2/13/11


CAREER STATISTICS

Season	GP	GS	Min.	Avg.	FG	Total FGA	Pct.	3-Point FG	3-Point FGA	Pct.	Free Throws FT	Free Throws FTA	Pct.	Off.	Rebounds Def.	Total	Avg.	PF	FO	Ast.	TO	Blk	Stl	Pts.	Avg.
2009-10	32	6	434	13.6	60	115	.522	0	0	.000	84	107	.785	59	89	148	4.6	70	1	13	24	21	16	204	6.4
2010-11	36	34	935	26.0	165	279	.591	0	0	.000	100	150	.667	126	221	347	9.6	116	4	33	69	45	22	430	11.9
TOTAL	68	40	1369	20.1	225	394	.571	0	0	.000	184	257	.716	185	310	495	7.3	186	5	46	93	66	38	634	9.3

As a Redshirt Freshman (2009-10): Appeared in 32-of-33 games -- tying Garrius Adams for the second-most games played by a freshman in 2009-10... Averaged 6.4 points and 4.6 rebounds per game, while converting 52.2 percent from the field and a team-best 78.5 percent from the foul line... Among ACC freshmen, tied for third in rebounds and ninth in scoring... Hit 23 of his last 27 free throws and 66 of his last 80, shooting 82.4 percent from the line versus conference opponents -- best among the ACC's big men, to rank ninth in the league... Scored in double figures in seven games, including in three of the season's last four, and grabbed 10-plus boards three times... Came on strong at the end of the season, averaging 13.7 points on 66.7 percent shooting from the floor (12-18) -- including 85.0 percent from the charity stripe (17-20) -- 8.0 boards and 1.7 blocks per game over three outings in the ACC Tournament en route to ACC All-Tournament Second Team honors... Turned in a season-high 22 points (tying former Hurricane Guillermo Diaz for most points in an ACC Tournament game) on a perfect 8-of-8 effort from the field, while adding 6-of-6 shooting from the line, four boards, two assists and a blocked shot in the ACC Tournament opening-round win against Wake Forest (3/11)... This performance established a new ACC Tournament freshman record, becoming the first rookie to finish 100 percent from the field in a tourney game (minimum seven field goals made), breaking the previous freshman high of 81.8 percent (9-11) set by Maryland's Ernest Graham in 1978... His 8-for-8 field goals against Wake Forest also tied a school-record for field goal percentage in a game, matching teammate Dwayne Collins' 8-of-8 effort against Tulane (11/19)... Selected "Most Improved Player" and recognized as the team's leading free throw shooter at UM's 2010 postseason banquet.

High School: Competed in basketball and track & field at Winston-Salem Prep... Helped guide the Phoenix to the North Carolina 1-A state championship in basketball, finishing with 25 points and a state championship record 23 rebounds en route to the title and MVP honors... Two-time All-Northwest selection, led the league with 24.1 points per game, 16.1 rebounds per game and 7.1 blocks per game as a senior in 2007-08... Other individual honors included NC Preps.com 1-A Player of the Year, NC Preps.com All-State Team, Triad Sports Weekly County Player of the Year and Triad Sports Weekly All-Forsyth County Basketball Team... Considered a four-star recruit by Scout.com, which ranked him 17th among centers... Coached by Andre Gould... Played AAU basketball for Boo Williams.

Personal: Born Dec. 16, 1989 ... Son of Erika Johnson ... Brother to Chrisalyn Boston ... A liberal arts major... Nickname is Big Reg... Also recruited by Wake Forest, Virginia Tech, Xavier and VCU... Off the court, enjoys playing video games... Played basketball in China during the summer of 2010 with Athletes in Action... Did not play in 2008-09, but worked hard in practice, on conditioning and in the weight room... Lost approximately 40 pounds since arriving on campus in the summer of 2008... Provides a big body inside with a 7-2 wingspan... Has great hands, as well as good agility and foot speed... Has a younger sister.



DeQUAN JONES

Senior | Guard/Forward | 6-8 | 221

#5

Stone Mountain, Ga. | Wheeler

As a Senior (2011-12): Will not participate in competition during the 2011-12 men's basketball season as the NCAA and University continue their joint investigation.

As a Junior (2010-11): Played in 28 games with 10 starts, averaging 4.5 points and 2.5 rebounds per game, converting 41.9 percent from the field... Grabbed five-or-more boards five times, including in NIT quarterfinal effort at Alabama (3/23)... Versus the Crimson Tide, poured in a season-high 12 points on 4-of-8 shooting from the field - including a few highlight-reel dunks, with five rebounds and a career-high three steals in a season-high 30 minutes... Put up a season-high three blocks and grabbed a pair of steals in the NIT second-round win over Missouri State (3/21)... Returned to the hardwood on Feb. 13 versus No. 5/5 Duke after missing seven games after sustaining a broken right hand during the Jan. 15 win over Boston College... Back in the starting lineup at UNC Greensboro (2/15) for the first time since returning to the hardwood after the injury, posting four points, five rebounds and an assist in 18 minutes.

2008-09				2009-10				2010-11			
Opposition	P	R	A	Opposition	P	R	A	Opposition	P	R	A
Florida Southern	7	1	2	NC Central	5	1	0	Jacksonville	5	8	1
Southern Miss	0	2	1	Nova Southeastern	9	6	1	at Memphis	0	2	0
Connecticut	4	1	0	Tulane	4	2	0	N.C. Central	9	3	1
San Diego	4	4	1	UNC Wilmington	4	3	0	at Rutgers	8	2	0
Stetson	2	2	0	South Carolina	8	5	2	McNeese St.	10	2	1
OHIO STATE	4	1	0	FGCU	16	5	1	at FGCU	2	0	0
at Kentucky	2	2	0	USC Upstate	4	1	3	Ole Miss	6	4	0
FIU	3	3	1	Minnesota	0	3	0	West Virginia	2	1	0
Robert Morris	0	0	0	at Boston College	8	4	1	Stetson	8	6	2
Clemson	2	4	0	SC State	8	2	1	UCF	9	2	1
at St. John's	4	4	0	at Stetson	9	2	0	Oral Roberts	8	3	0
UNF	8	5	2	Bethune-Cookman	5	2	1	Rice	5	2	1
NC Central	11	5	1	at Pepperdine	7	1	1	Akron	4	1	0
FAU	6	0	0	Wake Forest	0	1	1	Pepperdine	3	1	0
at Boston College	0	0	1	at Virginia Tech	8	3	0	at Virginia Tech	4	3	1
Maryland	2	1	0	at Virginia	2	0	0	at Clemson	2	0	0
at North Carolina	8	5	1	Boston College	1	0	0	BC	4	3	1
FLORIDA STATE	0	0	0	at Maryland	6	2	0	Duke	2	1	1
VIRGINIA TECH	3	1	0	Virginia Tech	4	1	0	at UNC	4	5	1
at NC State	0	0	1	at Wake Forest	2	2	0	Clemson	2	0	0
at Maryland	7	1	0	at Florida St.	0	0	0	at BC	8	3	2
WAKE FOREST	3	2	0	at Clemson	4	1	2	at Florida St.	0	0	0
at Duke	0	6	0	Duke	5	2	0	at Georgia Tech	2	3	1
North Carolina	0	1	0	Virginia	0	0	0	Virginia	2	6	0
at Florida State	0	1	0	Florida St.	6	1	0	UNC	0	1	0
BOSTON COLLEGE	0	0	0	Wake Forest	14	4	0	FAU	2	0	0
at Virginia	0	1	1	Virginia Tech	14	4	1	Missouri St.	4	3	0
at Georgia Tech	0	0	0	Duke	7	2	0	at Alabama	12	5	0
NC State	2	0	1								
Virginia Tech	2	1	0								
at Providence	2	1	0								
at Florida	0	0	2								

Jones Season / Career Highs

Points	Career: 16, vs. FGCU 11/25/09
Rebounds	Career: 8, vs. Jacksonville 11/12/10
Assists	Career: 3, vs. USC Upstate 11/28/09
Steals	Career: 3, at Alabama 3/23/11
Blocked Shots	Career: 4, vs. FIU 12/12/08
Field Goals	Career: 6 (2x), last vs. Virginia Tech 3/12/10
Field Goal Attempts	Career: 11, vs. Virginia Tech 3/12/10
Free Throws	Career: 4 (2x), last at Alabama 3/23/11
Free Throw Attempts	Career: 6 (2x), last at Alabama 3/23/11
3-Point Field Goals	Career: 2, vs. Wake Forest 3/11/10
3-Point Field Goal Attempts	Career: 3 (2x), last vs. Wake Forest 3/11/10
Foul Disqualifications	Career: -
Minutes	Career: 32, vs. Virginia Tech 3/12/10

CAREER STATISTICS

Season	GP	GS	Min.	Avg.	FG	Total FGA	Pct.	3-Point FG	3-Point FGA	Pct.	Free Throws FT	Free Throws FTA	Pct.	Off.	Def.	Tot.	Avg.	Pf	Fo	Ast.	TO	Blk	Stl	Pts.	Avg.
2008-09	32	3	353	11.0	33	98	.337	1	13	.077	19	30	.633	20	35	55	1.7	33	0	15	30	12	10	86	2.7
2009-10	28	20	466	16.6	65	122	.533	6	26	.231	24	36	.667	16	44	60	2.1	31	0	15	40	16	15	160	5.7
2010-11	28	10	389	13.9	52	124	.419	1	12	.083	22	36	.611	28	42	70	2.5	32	0	14	32	12	14	127	4.5
TOTAL	88	33	1208	13.7	150	344	.436	8	51	.157	65	102	.637	64	121	185	2.1	96	0	44	102	40	39	373	4.2

As a Sophomore (2009-10): Played in 28 games, starting 20, as a sophomore... Came on strong during the ACC Tournament, averaging 11.7 points -- on 48.1 percent shooting from the field and a team-high 50.0 percent from beyond the arc, with 3.3 boards and 1.0 block through Miami's three-game run... Registered his fourth consecutive start in the ACC semifinal against Duke (3/13), finishing with seven points, two rebounds and a blocked shot... Posted his second-straight 14-point scoring effort on a career-high tying 6-for-11 shooting from the field with four rebounds and a block versus Virginia Tech (3/12) in the ACC Tournament quarterfinal... It marked the first back-to-back double-digit scoring performances of his career... Finished with 14 points, connecting on 5-of-7 field goals - including a career-high two three-pointers, with four rebounds, a block and a steal in the ACC Tournament win over Wake Forest (3/11)... Scored 12 first-half points -- including both three-pointers -- to set a career high for points in a half... For the season, averaged 5.7 points and 2.1 rebounds per game, while shooting 53.3 percent from the field.

As a Freshman (2008-09): Played in all 32 games, making three starts as a true freshman -- including back-to-back ACC contests at then- No. 5/6 North Carolina (1/17) and versus Florida State (1/21)... Had an electrifying reverse dunk in the first half at then- No. 5/6 North Carolina (1/17) that landed at No. 1 on ESPN's Top 10 Plays of the day... Finished with eight points, a then- season-high tying five rebounds, a blocked shot and an assist versus the Tar Heels in a career-high 27 minutes... Posted four-or-more rebounds seven times... Grabbed a season-high six boards, a blocked shot and a steal in 11 minutes at then- No. 3/4 Duke (2/7)... Converted his first three-pointer as a Hurricane versus Virginia Tech (1/25).

High School: Averaged 15.2 points, 6.7 rebounds and 4.0 blocks per game as a senior en route to Class 5-A Player of the Year honors by the Atlanta Journal-Constitution and Northwest Player of the Year accolades... Also named to EA Sports' All-America Second Team and to the Parade All-America Fourth Team... Ranked as the nation's fifth-best small forward and 28th-best overall player by ESPN.com... Considered a five-star recruit by both Scout.com and Rivals.com... Ranked fourth among small forwards by Rivals.com... Helped Wildcats finish 30-3 with a No. 18 national ranking by USA Today... Team advanced to the state title game, where the Wildcats lost by just three points... Scored 17 points in the semifinal win over Hiram to help Wheeler advance to the finals... Region 6A champions in 2008... Participated in the iS8/Nike Spring High School Classic, earning second team honors... Played three years of varsity basketball... Competed in first two seasons of prep basketball at Stone Mountain... Coached at Wheeler by Doug Lipscomb... Played AAU basketball for the Worldwide Renegades.

Personal: Born June 20, 1990 ... Son of Irene Bell and Clady Jones ... Brother to Camron ... Majoring in liberal arts ... Nickname is "DJ"... The most explosive athlete on the squad with dynamic hops... Good mid-range game... Has all the physical tools to succeed... Also recruited by schools including Oregon, Memphis, Florida and Georgia.



KENNY KADJI

R-Sophomore | Forward/Center | 6-11 | 251

Douala, Cameroon | Pendleton | IMG Academy | Florida

#35

Kadji Season / Career Highs

Points

UM Career: 13, vs. Rutgers 11/15/11

Rebounds

UM Career: 10, vs. UNF 11/19/11

Assists

UM Career: 3, vs. UNF 11/19/11

Steals

UM Career: 3, vs. Rutgers 11/15/11

Blocked Shots

UM Career: 4, vs. Memphis 12/06/11

Field Goals

UM Career: 6, vs. Rutgers 11/15/11

Field Goal Attempts

UM Career: 11, vs. Rutgers 11/15/11

Free Throws

UM Career: 2 (3x), last vs. Memphis 12/06/11

Free Throw Attempts

UM Career: 6, vs. Memphis 12/06/11

3-Point Field Goals

UM Career: -

3-Point Field Goal Attempts

UM Career: 1 (2x) last vs. Memphis 12/06/11

Foul Disqualifications

UM Career: -

Minutes

UM Career: 30, vs. Rutgers 11/15/11

As a Sophomore (2011-12): Swatted four shots by the Memphis Tigers on Dec. 6 ... Ten rebounds, nine points, three assists against UNF ... Broke out with 13 points, five rebounds, three steals and two blocks against Rutgers ... Earned his first Miami start in the season opener against Tennessee Tech, pulling down five rebounds.

As a Redshirt (2010-11): After transferring to Miami from Florida, the big man sat out the 2010-11 season... Expected to provide front-court depth with his size and shot-blocking ability... After a promising freshman campaign at UF, played in just eight games as a sophomore before having surgery on his back on Feb. 10... Was granted a medical hardship for the 2009-10 season and has three years of eligibility for the Hurricanes.

As a Sophomore at Florida (2009-10): Played in 42 games with Florida over two seasons, before his 2009-10 season was cut short ... As a sophomore in 2009-10, scored a season-high five points and grabbed a season-best three rebounds in 10 minutes of action versus Florida A&M.

As a Freshman at Florida (2008-09): Averaged 4.4 points, 2.7 rebounds and 0.7 blocks in 12.5 minutes per game over 34 appearances... Scored in double figures four times, including a season-high 15 points on 6-of-10 shooting from the field and 3-of-3 shooting from the line, with seven boards versus UCF, and a season-high four blocked shots versus Vanderbilt... Hit 2-of-4 from the field to contribute four points versus UMKC (and future teammate Trey McKinney Jones) in Orlando... Made his first career start and grabbed a then- career-high six rebounds vs. Florida Gulf Coast... Was a perfect 3-for-3 from the field and finished with seven points and seven rebounds in the win over Georgia Southern... Scored 14 points on a career-high 7-of-10 shooting in 19 minutes vs. Longwood... Crashed the boards for a career-high eight rebounds in the win over Auburn, also dishing out a season-high tying two assists and two blocked shots, while contributing 11 points... Played a career-high 23 minutes versus Arkansas, scoring 10 points and collecting four rebounds... Scored four points and tallied five rebounds against Arkansas in the first round of the SEC Tournament... Posted four points in seven minutes of action versus Miami in the second round of the NIT.

High School: The fifth-ranked center in the class of 2008 by both Rivals.com and Scout.com and was rated in the top half of the ESPNU 100... Averaged 28.0 points, 12.0 rebounds and 4.0 blocks per game at Pendleton/IMG Academy, playing for coach Mike Moreau... Participated in the 2008 adidas All-America All-Star game and in the 2008 adidas Kentucky Derby Festival basketball classic... Played AAU basketball with the Florida Rams.

Personal: Last name is pronounced Kaad-jee ... Born May 19, 1988 ... Majoring in sociology with a minor in business administration... Has three brothers... Trained with current NBA player Jared Jeffries during the summer of 2009 at IMG Academy... Played the piano for five years.

STATISTICS AT FLORIDA


Season	GP	GS	Min.	Avg.	FG	Total FGA	Pct.	FG	3-Point FGA	Pct.	FT	Free Throws FTA	Pct.	Total Rebounds	Avg.	PF	FO	Ass.	TO	Blk	Stl	Pts.	Avg.
2008-09	34	1	426	12.5	62	128	.484	0	1	.000	24	47	.511	93	2.7	48	0	4	28	24	6	148	4.4
2009-10	8	0	45	5.6	3	8	.375	0	0	.000	2	4	.500	6	0.7	8	0	0	5	3	1	8	1.0
TOTAL	42	1	471	11.2	65	136	.445	0	1	.000	26	51	.509	99	2.3	56	0	4	33	27	7	156	3.7

STATISTICS AT MIAMI

Season	GP	GS	Min.	Avg.	FG	Total FGA	Pct.	FG	3-Point FGA	Pct.	FT	Free Throws FTA	Pct.	Off. Rebounds	Def. Rebounds	Tot.	Avg.	PF	FO	Ass.	TO	Blk	Stl	Pts.	Avg.
2011-12	8	5	157	19.6	22	48	.458	0	2	.000	7	18	.389	14	25	39	4.9	13	0	5	10	14	5	51	6.4

KADJI 2011-12

Opponent	Date	GS	Min	FG	FGA	Pct	3FG	FGA	Pct	FT	FTA	Pct	Off	Def	Tot	Avg	PF	FO	A	TO	Blk	Stl	Pts	Avg	
TENNESSEE TECH	11-11-11	*	36	4	11	.364	2	7	.286	4	5	.800	0	4	4	4.0	3	0	2	5	0	0	14	14.0	
RUTGERS	11-15-11	*	27	5	14	.357	4	11	.364	5	6	.833	1	1	2	3.0	1	0	2	0	0	0	19	16.5	
UNF	11-19-11	*	30	4	11	.364	3	6	.500	2	3	.667	0	3	3	3.0	0	0	2	0	0	1	13	15.3	
FLORIDA GULF COAST	11-22-11	*	23	2	6	.333	0	0	.000	2	2	1.000	3	2	5	6.3	1	0	0	0	2	0	6	7.0	
at Ole Miss	11-25-11	*	11	1	4	.250	0	0	.000	0	0	.000	0	1	1	5.2	1	0	0	1	2	0	2	6.0	
at Purdue	11-29-11		2	0	0	.000	0	0	.000	0	0	.000	0	0	0	4.3	0	0	0	1	0	0	0	5.0	
UMASS	12-03-11		25	4	7	.571	0	0	.000	1	3	.333	2	5	7	4.7	3	0	0	1	3	0	9	5.6	
MEMPHIS	12-06-11		25	5	10	.500	0	1	.000	2	6	.333	2	4	6	4.9	2	0	0	1	4	1	12	6.4	
Totals			5	157	22	48	.458	0	2	.000	7	18	.389	14	25	39	4.9	13	0	5	10	14	5	51	6.4



SHANE LARKIN

Freshman | Guard | 5-11 | 160

Cincinnati, Ohio | Dr. Phillips (Fla.)

#0

Larkin Career Highs

Points

Career: 16, at Purdue 11/29/11

Rebounds

Career: 6, vs. FGCU 11/22/11

Assists

Career: 5, vs. FGCU 11/22/11

Steals

Career: 6, at Ole Miss 11/25/11

Blocked Shots

Career: 1, vs. UMass 12/03/11

Field Goals

Career: 5, at Purdue 11/29/11

Field Goal Attempts

Career: 9 (2x) last vs. UMass 12/03/11

Free Throws

Career: 4, vs. UMass 12/03/11

Free Throw Attempts

Career: 4, vs. UMass 12/03/11

3-Point Field Goals

Career: 4, at Purdue 11/29/11

3-Point Field Goal Attempts

Career: 4, at Purdue 11/29/11

Foul Disqualifications

Career: --

Minutes

Season: 29, at Ole Miss 11/25/11

As a Freshman (2011-12): Scored 14 points with four rebounds and two assists against UMass in first-career start ... Came off the bench to go 4-of-4 from long range with two assists in 21 minutes at Purdue ... Scored three points in his first possession in his third-straight game with a three against FGCU ... He had an and-one layup against UNF and a trey against Rutgers ... Team-high six rebounds against FGCU ... Received transfer waiver from the NCAA on Nov. 15 and played 22 minutes that night against Rutgers ... Was 1-of-1 from long range and had one rebound, assist and steal in Miami debut.

High School: Averaged 18.8 points, 6.4 rebounds, 6.3 assists and 3.5 steals per game as a senior at Dr. Phillips High in Orlando, Fla. ... Ended high school career with a school record 320 steals and was second in career scoring behind 2010-11 All-SEC selection Chris Warren (Ole Miss) ... Two-time all-state player ... Twice was 6A Player of the Year runner up ... Ranked among the Top 20 point guards in the country by Scout.com ... The No. 72 overall player in the nation, according to Scout.com ... Led his team to a 27-6 record his senior season, advancing to the state championship game for the second consecutive year ... Three-time district champions ... Regional champion.

Personal: Born DeShane Larkin on Oct. 2, 1992, but goes by Shane ... Son of Lisa and Barry Larkin, the former Cincinnati Reds 12-time All-Star shortstop ... Brother to Cymber and Brielle ... Enjoys listening to music and playing video games ... Deion Sanders, Larkin's favorite athlete growing up, gave him the nickname SugaShane ... Comes from a long lineage of athletes, including his father as well as his uncles Byron Larkin (Xavier basketball), Mike Larkin (Notre Dame football) and Steve Larkin (Texas baseball) ... Larkin originally committed to DePaul in 2010, but was granted a release from the school in August 2011 ... He was also recruited by Boston College, George Mason, Colorado and Florida State.

CAREER STATISTICS

Season	GP	GS	Min.	Avg.	FG	Total FGA	Pct.	3-Point FG	3-Point FGA	3-Point Pct.	FT	FTA	Pct.	Off.	Def.	Tot.	Avg.	PF	FO	Ast.	TO	Blk	Stl	Scoring Pts.	Avg.
2011-12	7	2	164	23.4	19	46	.413	9	19	.474	11	11	1.000	3	15	18	2.6	13	0	16	13	1	11	58	8.3

LARKIN 2011-12

LARKIN 2011-12		TOTAL					3-PTS			FREETHROWS			REBOUNDS											
Opponent	Date	GS	Min	FG	FGA	Pct	3FG	FGA	Pct	FT	FTA	Pct	Off	Def	Tot	Avg	PF	FO	A	TO	Blk	Stl	Pts	Avg
TENNESSEE TECH	11-11-11	DNP - Sat out due to NCAA transfer rules																						
RUTGERS	11-15-11	22	1	1	1.000	1	1	1.000	0	0	.000	0	1	1	1.0	0	0	1	3	0	1	3	3.0	
UNF	11-19-11	16	3	5	.600	1	3	.333	1	1	1.000	0	2	2	1.5	1	0	2	2	0	1	8	5.5	
FLORIDA GULF COAST	11-22-11	28	2	6	.333	1	3	.333	3	3	1.000	1	5	6	3.0	1	0	5	1	0	1	8	6.3	
at Ole Miss	11-25-11	29	1	8	.125	0	3	.000	0	0	.000	1	1	2	2.8	4	0	4	2	0	6	2	5.3	
at Purdue	11-29-11	21	5	9	.556	4	4	1.000	2	2	1.000	0	0	0	2.2	4	0	2	1	0	0	16	7.4	
UMASS	12-03-11	*	22	4	9	.444	2	3	.667	4	4	1.000	1	3	4	2.5	3	0	2	3	1	1	14	8.5
MEMPHIS	12-06-11	*	26	3	8	.375	0	2	.000	1	1	1.000	0	3	3	2.6	0	0	0	1	0	1	7	8.3
Totals		2	164	19	46	.413	9	19	.474	11	11	1.000	3	15	18	2.6	13	0	16	13	1	11	58	8.3



TREY MCKINNEY JONES #4

R-Junior | Guard | 6-5 | 216

Milwaukee, Wis. | South Milwaukee | UMKC

McKinney Jones UM Career Highs

Points

UM Career: 12, (2x) last at Ole Miss 11/25/11

Rebounds

UM Career: 9, at Ole Miss 11/25/11

Assists

UM Career: 4, at Purdue 11/29/11

Steals

UM Career: 3, vs. UMass 12/03/11

Blocked Shots

UM Career: -

Field Goals

UM Career: 3, at Ole Miss 11/25/11

Field Goal Attempts

UM Career: 10 (2x) last, at Purdue 11/29/11

Free Throws

UM Career: 2, vs. FGCU 11/22/11

Free Throw Attempts

UM Career: 4, vs. FGCU 11/22/11

3-Point Field Goals

UM Career: 2 (5x) last vs. Memphis 12/06/11

3-Point Field Goal Attempts

UM Career: 6 (2x) last vs. Memphis 12/06/11

Foul Disqualifications

UM Career: 1, at Ole Miss 11/25/11

Minutes

UM Career: 36, vs. Memphis 12/06/11

As a Junior (2011-12): Pulled down eight rebounds against UMass to lead (or tie) the team in boards in three-straight games ... Scored 10 points, grabbed seven rebounds and dished out four assists at Purdue in front of 30+ friends and family who came to watch live in West Lafayette ... McKinney Jones hit 4-of-6 from the field in his debut for the Hurricanes against Tennessee Tech ... He was the third leading scorer with a total of 12 points, along with four rebounds and one steal.

2010-11: After transferring to Miami from UMKC, the combo guard sat out the 2010-11 season.

At UMKC (2008-10): Played basketball for two seasons at Missouri-Kansas City, appearing in 30 games and starting 25 as a sophomore in 2009-10 ... Averaged 10.9 points and 3.8 rebounds in 28.5 minutes per game, shooting a team-best 47.6 percent (110-231) from the field to rank eighth in the Summit League ... Dished out 60 assists -- second most on squad ... First half dunk was the "No. 1 Top Play of the Day" on ESPN SportCenter's Top-10 plays on Feb. 25 ... Named to the Summit League Winter/Spring Academic All-League Team.

High School: First Team All-Southeast Conference and high honorable mention all-suburban team honoree... Averaged 15.0 points, 6.0 assists and 5.7 rebounds per game as a senior... Helped Rockets to first North Division Championship in 22 years... High-scoring point guard in the league, converting 49 percent from the field... Four games with more than 20 points, five rebounds and five assists... Two-year starter at point guard... Scored 545 points and shot 84.8 percent from the line over prep career... 2007 adidas Double Pump Camp All-Star... Played for Southeast Wisconsin All-Stars... Wendy's High School Heisman Trophy winner for Wisconsin... Won back-to-back Wisconsin state triple jump titles in 2007 and '08... State runner-up in the long jump in 2008, after finishing sixth at state meet as a junior... Offered track scholarships by Marquette and Minnesota... Achieved high honors in the classroom for having better than a 3.5 grade point average... Named to honor roll from his sophomore through senior years.

Personal: Born August 27, 1990 ... Son of Dwight Jones, and Luann McKinney & Ed Schmitt ... Brother to Laine, Mariel and Dwight ... An economics major with a minor in marketing... From an athletic family - his uncle, Mark Jones, played in the NBA for the Orlando Magic and professionally overseas and his aunt, Esther Jones, was a national champion in track and field at LSU in 1990 in the 100- and 200-meters and an Olympic gold medalist in 1992 as a member of the 4x100-meter relay.

STATISTICS AT UMKC


Season	GP	GS	Min.	Avg.	FG	Total FGA	Pct.	3-Point FG	3-Point FGA	3-Point Pct.	Free Throws FT	Free Throws FTA	Free Throws Pct.	Off.	Rebounds Def.	Rebounds Tot.	Avg.	PF	FO	Ass.	TO	Blk	Stl	Scoring Pts.	Avg.
2008-09	31	13	581	18.7	40	98	.408	7	33	.212	24	42	.571	15	79	94	3.0	69	2	39	26	1	14	111	3.6
2009-10	30	25	855	28.5	110	231	.476	18	52	.346	89	120	.742	22	92	114	3.8	94	3	60	69	3	19	327	10.9
TOTAL	61	38	1436	23.5	150	329	.456	25	85	.294	113	162	.698	37	171	208	3.4	163	5	99	95	4	33	438	7.2

STATISTICS AT MIAMI

Season	GP	GS	Min.	Avg.	FG	Total FGA	Pct.	3-Point FG	3-Point FGA	3-Point Pct.	Free Throws FT	Free Throws FTA	Free Throws Pct.	Off.	Rebounds Def.	Rebounds Tot.	Avg.	PF	FO	Ass.	TO	Blk	Stl	Scoring Pts.	Avg.
2011-12	8	3	208	26.0	26	58	.448	11	31	.355	7	8	.875	7	36	43	5.4	20	1	15	11	0	5	70	8.8

MCKINNEY JONES 2011-12

Opponent	Date	GS	Min	TOTAL FG	TOTAL FGA	TOTAL Pct	3-PTS 3FG	3-PTS FGA	3-PTS Pct	FREE THROWS FT	FREE THROWS FTA	FREE THROWS Pct	REBOUNDS Off	REBOUNDS Def	REBOUNDS Tot	Avg	PF	FO	A	TO	Blk	Stl	Pts	Avg
TENNESSEE TECH	11-11-11		24	4	6	.667	2	3	.667	2	2	1.000	0	4	4	4.0	2	0	0	2	0	1	12	12.0
RUTGERS	11-15-11		16	0	0	.000	0	0	.000	0	0	.000	0	2	2	3.0	0	0	0	0	0	0	6.0	
UNF	11-19-11		15	3	6	.500	1	3	.333	0	0	.000	1	2	3	3.0	1	0	2	1	0	0	7	6.3
FLORIDA GULF COAST	11-22-11		22	3	9	.333	0	3	.000	3	4	.750	2	3	5	3.5	2	0	2	1	0	0	9	7.0
at Ole Miss	11-25-11		31	5	10	.500	2	5	.400	0	0	.000	2	7	9	4.6	5	1	3	2	0	0	12	8.0
at Purdue	11-29-11	*	32	3	10	.300	2	6	.333	2	2	1.000	2	5	7	5.0	2	0	4	1	0	0	10	8.3
UMASS	12-03-11	*	32	4	9	.444	2	5	.400	0	0	.000	0	8	8	5.4	4	0	3	1	0	3	10	8.6
MEMPHIS	12-06-11	*	36	4	8	.500	2	6	.333	0	0	.000	0	5	5	5.4	4	0	1	3	0	1	10	8.8
Totals			3	208	26	58	11	31	.355	7	8	.875	7	36	43	5.4	20	1	15	11	0	5	70	8.8



RYAN QUIGTAR

Senior | Guard | 5-11 | 180

Skyway, Wash. | Renton

#11

As a Junior (2010-11): Saw limited action in five games, knocking down his first career three-pointer in the final minutes versus Pepperdine (12/30).

2008-09				
Opposition	P	R	A	
Florida Southern	0	0	0	
UNF	0	0	0	
WAKE FOREST	0	0	0	

2009-10				
Opposition	P	R	A	
NC Central	0	0	0	
Nova Southeastern	2	0	0	
SC State	3	2	0	
at Pepperdine	0	0	2	
Wake Forest	0	0	0	

2010-11				
Opposition	P	R	A	
N.C. Central	0	0	1	
McNeese St.	0	0	0	
Stetson	0	0	0	
Pepperdine	3	0	1	
Maryland	0	0	0	

As a Sophomore (2009-10): Came off the bench for his first action in an ACC Tournament game versus Wake Forest (3/11)... Hit his first field goal as a Hurricane versus Nova Southeastern (11/16).

As a Freshman (2008-09): Saw time on the court in three games for the Hurricanes... Got his first ACC action in the win over then-No. 6/7 Wake Forest (2/4).

High School: Three-time basketball letterwinner at Renton... Earned First Team All-Seamount League and Team MVP honors, as the point guard helped all five starters to double-figure scoring averages... Three-time Seamount League champions... As a senior, averaged 10.5 points, 4.1 rebounds, 4.0 assists and 2.1 steals per game.

Personal: Last name is pronounced KWIG-tar ... Born on Dec. 22, 1989 ... Son of Raymond and Christina Quigtar ... A business management major with a minor in sports administration... Has one younger brother, Jordan ... Off the court, interests include God, family, video games, bowling and shoes.

Quigtar Season / Career Highs

Points

Season: -

Career: 3 (2x), last vs. Pepperdine 12/30/10

Rebounds

Season: -

Career: 2, vs. South Carolina St. 12/12/09

Assists

Season: -

Career: 2, vs. South Carolina St. 12/12/09

Steals

Season: -

Career: 1, vs. South Carolina St. 12/12/09

Blocked Shots

Season: -

Career: -

Field Goals

Season: -

Career: 1 (2x), last vs. Pepperdine 12/30/10

Field Goal Attempts

Season: -

Career: 3, vs. Nova Southeastern 11/16/09

Free Throws

Season: -

Career: 1, vs. South Carolina St. 12/12/09

Free Throw Attempts

Season: -

Career: 2, vs. South Carolina St. 12/12/09

3-Point Field Goals

Season: -

Career: 1, vs. Pepperdine 12/30/10

3-Point Field Goal Attempts

Season: -

Career: 1 (2x), last vs. Pepperdine 12/30/10

Foul Disqualifications

Season: -

Career: -


Minutes

Season: -

Career: 3 (3x), last vs. Pepperdine 12/30/10

CAREER STATISTICS

CAREER STATISTICS																									
Season	GP	GS	Min.	Avg.	FG	Total FGA	Pct.	3-Point FG	3-Point FGA	Pct.	FT	FTA	Pct.	Off.	Def.	Tot.	Avg.	PF	FO	Ast.	TO	Blk	Stl	Scoring Pts.	Avg.
2008-09	3	0	3	1.0	0	1	.000	0	0	.000	0	0	.000	0	0	0	0.0	1	0	0	0	0	0	0	0
2009-10	5	0	3	1.8	2	5	.400	0	1	.000	1	2	.500	2	0	2	0.4	3	0	2	1	0	1	5	1.0
2010-11	5	0	8	1.6	1	1	1.000	1	1	1.000	0	0	.000	0	0	0	0.0	0	0	2	1	0	0	3	0.6
TOTAL	13	0	20	1.5	3	7	.429	1	2	.500	1	2	.500	2	0	2	0.2	4	0	4	2	0	1	8	0.6



DURAND SCOTT

Junior | Guard | 6-5 | 202

New York, N.Y. | Rice

#1

Scott Season / Career Highs

Points

Season: 19, vs. Rutgers 11/15/11

Career: 29, at North Carolina 3/2/10

Rebounds

Season: 6 (4x) last vs. Memphis 12/06/11

Career: 12, at UNGC 2/15/11

Assists

Season: 6, vs. UMass 12/03/11

Career: 10, at NC Central 11/14/09

Steals

Season: 1 (3x) last vs. UMass 12/03/11

Career: 4, vs. Minnesota 12/02/09

Blocked Shots

Season: 2, vs. Rutgers 11/15/11

Career: 2, at Pepperdine 1/3/10

Field Goals

Season: 7, vs. Rutgers 11/15/11

Career: 11, at North Carolina 3/2/10

Field Goal Attempts

Season: 12 (3x), last vs. Memphis 12/06/11

Career: 17, vs. Minnesota 12/2/09

Free Throws

Season: 16, vs. UMass 12/03/11

Career: 16, vs. UMass 12/03/11

Free Throw Attempts

Season: 18, vs. UMass 12/03/11

Career: 18, vs. UMass 12/03/11

3-Point Field Goals

Season: 2 (2x), last vs. Rutgers 11/15/11

Career: 4, vs. North Carolina 1/26/11

3-Point Field Goal Attempts

Season: 5, vs. Tennessee Tech 11/11/11

Career: 5 (3x), last vs. North Carolina, 1/26/11

Foul Disqualifications

Season: -

Career: 7x, last at Florida State 2/26/11

Minutes

Season: 43, at Ole Miss 11/25/11

Career: 43, at Ole Miss 11/25/11

2010 ACC All-Rookie Team | 2010 ACC All-Tournament First Team 2010 Four-time ACC Rookie of the Week

As a Junior (2011-12): Scored all of his team-high 16 points against UMass at the free throw line ... Handed out five assists to go along with five rebounds and two steals against FGCU ... Scored 19 points against Rutgers, added to five rebounds, four assists and two blocks ... Led all Miami scorers with 15 points in the Hurricanes' season opener against Tennessee Tech ... Also had five assists and six rebounds.

As A Sophomore (2010-11): Played in all 36 games, with 35 starts - the second most in program history, averaging 13.6 points -- second-best on the squad, 4.2 rebounds, 3.1 assists and a team-high 1.2 steals in a team-high 32.8 minutes per game, while shooting 44.5 percent from the field, 83.7 percent from the line and 39.1 percent from long range... Ranked among the ACC's leaders in scoring (12th), free throw percentage (3rd, 76th in the nation) and minutes played (6th)... His 1,182 minutes on the hardwood rank second-most in program history - just 14 minutes shy of the school record... Averaged a team-high 19.3 points, 3.3 assists and 3.3 rebounds over three NIT games, converting 50 percent from the field and 89 percent from the line... Registered 100 assists for the second-straight season, becoming the first Cane to do so since John Salmons in 2001-02... Malcolm Grant went on to dish out 100 assists as well, with the duo becoming the first teammates to total consecutive 100-assists seasons since Thomas Hocker and Kevin Presto achieved the feat in both 1987-88 and 1988-89... His 225 career assists rank 15th in program history... Major improvement in his shooting percentage from the charity stripe (.670 to .837) and from beyond the arc (.276 to .391) between his first two seasons... Scored 10-plus points 29 times as a sophomore, with six performances of at least 20 points -- including back-to-back 20-point games to open his second campaign as a Cane and a season-high 27 points in the win over Ole Miss (11/30)... Played at least 30 minutes in 29 games, including 20 straight (11/27-2/13)... Carries a seven-game double-figure scoring streak into next season... Pulled down five-or-more rebounds 14 times, including a career-high 12 boards at UNC Greensboro (2/15) to go with 12 points and a season-high tying three steals to notch his first career double-double.

As A Freshman (2009-10): Played in all 33 games with 28 starts, averaging 10.3 points, 4.0 rebounds, 3.4 assists and a team-high 1.2 steals per game... Earned ACC All-Rookie Team, ACC All-Tournament First Team and Sporting News ACC All-Rookie Team honors... Four-time ACC Rookie of the Week -- the first Hurricane to earn the honor more than once... Became the first Miami rookie since Guillermo Diaz (2003-04) to score 20 points in multiple games as a freshman... His season-high 29 points at North Carolina marked the most points by a Miami freshman in over nine years... Tied an ACC freshman record with 10 assists and zero turnovers in his UM debut... Named "Outstanding Defender" at team's 2010 postseason banquet... Scored in double figures 16 times -- including in eight of the last nine games, tying for second most on the squad in 2010... Just the second freshman and fifth player in UM history to amass 100 points, 100 boards and 100 assists in a single season... With 113 assists, became first UM rookie in 15 years -- since Kevin Norris posted 102 assists (1994-95) -- and the fifth UM rookie to top the century mark in assists... First Hurricane of any class to achieve this since Anthony Harris registered 133 assists as a sophomore (2004-05)... Led all freshmen and ranked 10th in the ACC in assist-to-turnover ratio (1.55:1)... Among the ACC's freshmen leaders in almost every statistical category -- turning in the league's top-three assists performances by a rookie in 2009-10... ACC freshmen leader in assists per game (3.4), and among the top six in scoring (10.3 ppg) and rebounding (4.0 rpg)... 14 games with four-plus assists... Averaged 14.7 points on 48.6 percent shooting from the field, with 5.0 boards and 3.0 assists over three games in the ACC Tournament... The only ACC freshman with two games of 10 points, five rebounds and five assists -- eighth best among all ACC players... Season- and game-high 29 points, shooting a season-high 11-of-15 from the field, a season-high 3-of-5 from long range and 4-of-4 from the line, with five rebounds and two steals at North Carolina (3/2)... The 29 points were the second-highest point production by an ACC rookie this season, the most points by a Hurricane since Jack McClinton's 35 versus North Carolina (2/15/09) and the most points by a Miami freshman in over nine years (since Darius Rice scored 31 versus Virginia Tech on 1/10/01)... Team-high 21 points (10-15 FGs) -- his third 20-plus point game of the year -- with four boards, three assists and two steals in the ACC semifinal versus Duke (3/13)... Team-high 17 points on 50 percent shooting from the field (6-12) and a perfect performance from the charity stripe (5-5), with six boards, two assists and one steal in the ACC Tourney win over Virginia Tech (3/12)... Scored nine points in the final 2:42 -- including hitting all four free throw attempts during that span -- to help secure the win.

High School: Ranked fifth in the nation among shooting guards by Scout, eighth by Rivals and 11th by ESPN... A five-star recruit, also ranked among the top 25 overall players by Scout... Selected to play in the 2009 Jordan Brand Classic... As a senior, led Rice High School to the State Federation Class 2-A championship, earning tournament MVP honors after scoring 23 points in the title game -- including a three-pointer with 14.5 seconds left in regulation to send the game into overtime... As a junior, averaged 12.7 points, 5.4 rebounds, 2.9 assists and 1.6 steals per game en route to a 19-5 record and playoff run... Shot 89.7 percent from long range (26-29), 63.6 from the field and 75.6 from the charity stripe... Over his high school career, won two state championships and four city championships... Coached by Maurice Hicks... Played AAU basketball for the New York Gauchos who finished the 2008 season as the No. 1 ranked AAU program in the New York metropolitan area... Recruited by many of the nation's top basketball programs, including UConn, Pittsburgh, St. John's, Memphis, UCLA, Tennessee and West Virginia.


Personal: Born Feb. 22, 1990 ... Brother to Alve, Russell, Shemet and Lacey ... Majoring in business management ... Off the court, enjoys playing video games... Has two older brothers and two older sisters... Nickname is "Durand Durand".

CAREER STATISTICS

Season	GP	GS	Min.	Avg.	FG	Total FGA	Pct.	3-PT FG	3-PT FGA	Pct.	FT	FTA	Pct.	Off.	Reb. Def.	Tot.	Avg.	PF	FO	Ast.	TO	Blk	Stl	Pts.	Scoring Pts. Avg.
2009-10	33	28	917	27.8	126	277	.455	16	58	.276	71	106	.670	29	102	131	4.0	69	2	113	73	6	41	339	10.3
2010-11	36	35	1182	32.8	162	364	.445	27	69	.391	139	166	.837	42	110	152	4.2	93	4	112	100	4	43	490	13.6
2011-12	8	8	280	35.0	23	76	.303	6	19	.316	49	64	.766	8	31	39	4.9	15	0	31	12	4	5	101	12.6
TOTAL	77	71	2379	30.9	311	717	.434	49	146	.336	259	336	.771	79	243	322	4.2	177	6	256	185	14	89	930	12.1

SCOTT 2011-12

Opponent	Date	GS	Min	FG	FGA	Pct	3FG	FGA	Pct	FT	FTA	Pct	Off	Def	Tot	Avg	PF	FO	A	TO	Blk	Stl	Pts	Avg	
TENNESSEE TECH	11-11-11	*	36	3	12	.250	2	5	.400	7	8	.875	1	5	6	6.0	0	0	5	1	0	1	15	15.0	
RUTGERS	11-15-11	*	33	7	12	.583	2	3	.667	3	4	.750	2	3	5	5.5	0	0	4	0	2	0	19	17.0	
UNF	11-19-11	*	33	1	10	.100	0	1	.000	9	10	.900	0	3	3	4.7	4	0	1	0	1	0	11	15.0	
FLORIDA GULF COAST	11-22-11	*	35	2	8	.250	0	3	.000	1	2	.500	1	4	5	4.8	1	0	4	1	1	2	5	12.5	
at Ole Miss	11-25-11	*	43	3	9	.333	1	3	.333	6	9	.667	0	6	6	5.0	3	0	4	6	0	1	13	12.6	
at Purdue	11-29-11	*	32	3	7	.429	0	2	.000	6	10	.600	1	1	2	4.5	3	0	2	1	0	0	12	12.5	
UMASS	12-03-11	*	36	0	6	.000	0	0	.000	16	18	.889	2	4	6	4.7	3	0	6	1	0	1	16	13.0	
MEMPHIS	12-06-11	*	32	4	12	.333	1	2	.500	1	3	.333	1	5	6	4.9	1	0	5	2	0	0	10	12.6	
Totals			8	280	23	76	.303	6	19	.316	49	64	.766	8	31	39	4.9	15	0	31	12	4	5	101	12.6



ERIK SWOOPE

Sophomore | Forward | 6-6 | 230

Lake Elsinore, Calif. | Harvard-Westlake

#21

Swoope Season / Career Highs

Points

Season: 11, vs. Tennessee Tech 11/11/11

Career: 13, vs. Pepperdine 12/30/10

Rebounds

Season: 8, vs. Rutgers 11/15/11

Career: 6, vs. NC Central 11/19/10

Assists

Season: 1 (4x), last at Purdue 11/29/11

Career: 1 (8x), last at Purdue 11/29/11

Steals

Season: 3 (2x), last vs. Rutgers 11/15/11

Career: 3 (3x), last vs. Rutgers 11/15/11

Blocked Shots

Season: 2 (2x), last vs. UNF 11/19/11

Career: 2 (2x), last vs. UNF 11/19/11

Field Goals

Season: 5, vs. Tennessee Tech 11/11/11

Career: 4, vs. Pepperdine 12/30/10

Field Goal Attempts

Season: 8, vs. Tennessee Tech 11/11/11

Career: 8, at Duke 1/2/11

Free Throws

Season: 2 (2x), last vs. UNF 11/19/11

Career: 5, vs. Pepperdine 12/30/10

Free Throw Attempts

Season: 4 (2x), last vs. UNF 11/19/11

Career: 7, vs. Pepperdine 12/30/10

3-Point Field Goals

Season: --

Career: --

3-Point Field Goal Attempts

Season: 1, vs. Tennessee Tech 11/11/11

Career: 1, vs. Tennessee Tech 11/11/11

Foul Disqualifications

Season: 2, last vs. Memphis 12/06/11

Career: 2 - 1 in 2010-11, 1 in 2011-12

Minutes

Season: 36, at Ole Miss 11/25/11

Career: 36, at Ole Miss 11/25/11

As a Sophomore (2011-12): Grabbed a team-high eight rebounds to go along with six points, three steals, two blocks and assist against Rutgers ... Nearly passed his career high of 13 points with 11, and matched his career high in steals with three in the season opener ... He finished game with six rebounds and shot 62.5 percent (5-8) from the field.

As a Freshman (2010-11): Played in 29 games, making nine starts as a true freshman ... Named to the 2011 ACC All-Academic Basketball Team ... Averaged 1.4 points and 1.0 rebound in 6.5 minutes per game ... After averaging just 3.8 minutes per game over the first 11 games this season, started eight-straight outings (12/22-1/23) - including five ACC games - for the Hurricanes with 14.6 minutes per game over that span, including a season-high 23 minutes versus Pepperdine (12/30).

High School: Named Mission League Most Valuable Player ... The L.A. Daily News referred to him as the "most dominant boys' basketball player" in the San Fernando Valley ... Rated as the No. 41 power forward by ESPN ... As a senior, averaged 21.8 points, 8.9 rebounds, 1.6 assists and 1.5 blocks per game, converting 74 percent from the field and 71 percent from the foul line ... Registered 16 games of 20-or-more points, including eight games with 30-plus points ... Scored in double-figures in all but two games as a senior ... Averaged 26.2 points per outing over his last six games ... Picked up 12 double-doubles as a senior, including a 30-point, 21-rebound effort against South Hills ... Turned in a season-best 40 points on 14-of-17 shooting from the field - adding a 12-of-13 touch at the charity stripe - in a win over Notre Dame Prep ... Collected three-straight games of 30 points against Palos Verdes, South Hills and Calabasas ... Picked up 2.8 steals per game ... As a sophomore, helped his team to the runner-up title of the Mission League ... Selected as an ESPN Rise California State Stat Star of the Week (Feb. 11, 2010) ... Coached by Greg Hilliard ... Played AAU basketball for Pump N' Run Elite ... Attended the same high school that produced NBA players Jason Collins (Atlanta Hawks) and Jarron Collins (Phoenix Suns).

Personal: Last name is pronounced Swope ... Born May 8, 1992 ... Son of Denise and Gerald Swoope ... Brother to Devin Swoope ... Majoring in business marketing ... Attacks the basket with reckless abandon, and has the ability to finish plays in traffic ... Actor Ashton Kutcher was his freshman football coach at Harvard-Westlake ... Has been practicing yoga for three years.

2009-10			
Opposition	P	R	A
Jacksonville	0	0	0
at Memphis	1	0	0
N.C. Central	4	6	1
at Rutgers	0	0	0
McNeese St.	0	0	0
at FGCU	0	1	0
UCF	0	0	0
Oral Roberts	0	0	0
Rice	4	1	1
Akron	3	3	0
Pepperdine	13	4	1
at Duke	6	2	0
at Clemson	0	2	1
BC	4	1	0
Florida St.	5	2	1
at NC State	0	0	0
UNC	0	0	0
at Virginia Tech	0	0	0
Georgia Tech	0	1	0
Virginia	0	1	0
at Wake Forest	0	1	0
Duke	0	0	0
at UNCG	0	1	0
at Florida St.	0	1	0
at Georgia Tech	0	2	0
Virginia	0	0	0
FAU	0	0	0
Missouri St.	0	0	0
at Alabama	0	0	0

CAREER STATISTICS						Total		3-Point			Free Throws			Rebounds				Scoring									
Season	GP	GS	Min.	Avg.	FG	FGA	Pct.	FG	FGA	Pct.	FT	FTA	Pct.	Off.	Def.	Tot.	Avg.	PF	FO	Ast.	TO	Blk	Stl	Pts.	Avg.		
2010-11	29	9	189	6.5	11	25	.440	0	0	.000	18	30	.600	12	17	29	1.0	26	1	5	7	2	13	40	1.4		
2011-12	8	6	205	25.6	21	34	.618	0	1	.000	5	12	.417	17	13	30	3.8	31	2	5	6	8	8	47	5.9		
TOTAL	37	15	394	10.6	32	59	.542	0	1	.000	23	42	.548	29	30	59	1.6	57	3	10	13	10	21	87	2.4		

SWOOPE 2011-12		TOTAL					3-PTS			FREE THROWS			REBOUNDS												
Opponent	Date	GS	Min	FG	FGA	Pct	3FG	FGA	Pct	FT	FTA	Pct	Off	Def	Tot	Avg	PF	FO	A	TO	Blk	Stl	Pts	Avg	
TENNESSEE TECH	11-11-11	*	30	5	8	.625	0	1	.000	1	2	.500	3	3	6	6.0	3	0	1	1	1	3	11	11.0	
RUTGERS	11-15-11	*	33	2	2	1.000	0	0	.000	2	4	.500	3	5	8	7.0	3	0	1	0	2	3	6	8.5	
UNF	11-19-11	*	33	3	3	1.000	0	0	.000	2	4	.500	2	1	3	5.7	4	0	1	1	2	1	8	8.3	
FLORIDA GULF COAST	11-22-11	*	22	2	5	.400	0	0	.000	0	0	.000	3	0	3	5.0	4	0	0	1	0	0	4	7.3	
at Ole Miss	11-25-11	*	36	3	4	.750	0	0	.000	0	0	.000	2	1	3	4.6	4	0	0	2	1	0	6	7.0	
at Purdue	11-29-11	*	19	2	2	1.000	0	0	.000	0	0	.000	0	1	1	4.0	5	1	1	1	1	1	4	6.5	
UMASS	12-03-11		17	3	6	.500	0	0	.000	0	2	.000	1	1	2	3.7	3	0	1	0	1	0	6	6.4	
MEMPHIS	12-06-11		15	1	4	.250	0	0	.000	0	0	.000	3	1	4	3.8	5	1	0	0	0	0	2	5.9	
Totals			6	205	21	34	.618	0	1	.000	5	12	.417	17	13	30	3.8	31	2	5	6	8	8	47	5.9



2011-12 Miami Men's Basketball
Miami Combined Team Statistics (as of Dec 09, 2011)
All games

RECORD:	OVERALL	HOME	AWAY	NEUTRAL
ALL GAMES	5-3	5-1	0-2	0-0
CONFERENCE	0-0	0-0	0-0	0-0
NON-CONFERENCE	5-3	5-1	0-2	0-0

#	Player	gp-gs	min	avg	Total		3-Point		F-Throw		Rebounds				pf	dq	a	to	blk	stl	pts	avg
					fg-fga	fg%	3fg-fga	3fg%	ft-fa	ft%	off	def	tot	avg								
03	Malcolm Grant	8-8	264	33.0	39-106	.368	25-65	.385	22-30	.733	1	22	23	2.9	13	0	10	12	0	6	125	15.6
01	Durand Scott	8-8	280	35.0	23-76	.303	6-19	.316	49-64	.766	8	31	39	4.9	15	0	31	12	4	5	101	12.6
04	Trey McKinney Jones	8-3	208	26.0	26-58	.448	11-31	.355	7-8	.875	7	36	43	5.4	20	1	15	11	0	5	70	8.8
00	Shane Larkin	7-2	164	23.4	19-46	.413	9-19	.474	11-11	1.000	3	15	18	2.6	13	0	16	13	1	11	58	8.3
35	Kenny Kadji	8-5	157	19.6	22-48	.458	0-2	.000	7-18	.389	14	25	39	4.9	13	0	5	10	14	5	51	6.4
21	Erik Swoope	8-6	205	25.6	21-34	.618	0-1	.000	5-12	.417	17	13	30	3.8	31	2	5	6	8	8	47	5.9
25	Garrius Adams	7-6	167	23.9	12-36	.333	7-23	.304	8-13	.615	7	21	28	4.0	12	1	7	10	1	7	39	5.6
15	Rion Brown	6-0	89	14.8	5-25	.200	3-14	.214	10-12	.833	5	9	14	2.3	3	0	2	7	1	1	23	3.8
10	Raphael Akpejori	8-2	91	11.4	8-15	.533	0-0	.000	9-14	.643	15	6	21	2.6	17	0	2	6	9	2	25	3.1
Team											18	13	31					4				
Total.....		8	1625		175-444	.394	61-174	.351	128-182	.703	95	191	286	35.8	137	4	93	91	38	50	539	67.4
Opponents.....		8	1625		183-441	.415	47-149	.315	100-156	.641	99	193	292	36.5	163	5	85	107	36	38	513	64.1

TEAM STATISTICS	UM	OPP
SCORING	539	513
Points per game	67.4	64.1
Scoring margin	+3.3	-
FIELD GOALS-ATT	175-444	183-441
Field goal pct	.394	.415
3 POINT FG-ATT	61-174	47-149
3-point FG pct	.351	.315
3-pt FG made per game	7.6	5.9
FREE THROWS-ATT	128-182	100-156
Free throw pct	.703	.641
F-Throws made per game	16.0	12.5
REBOUNDS	286	292
Rebounds per game	35.8	36.5
Rebounding margin	-0.7	-
ASSISTS	93	85
Assists per game	11.6	10.6
TURNOVERS	91	107
Turnovers per game	11.4	13.4
Turnover margin	+2.0	-
Assist/turnover ratio	1.0	0.8
STEALS	50	38
Steals per game	6.3	4.8
BLOCKS	38	36
Blocks per game	4.8	4.5
ATTENDANCE	21732	18648
Home games-Avg/Game	6-3622	2-9324
Neutral site-Avg/Game	-	0-0

Date	Opponent		Score	Att.
11-11-11	TENNESSEE TECH	w	69-58	3600
11-15-11	RUTGERS	w	72-57	3180
11-19-11	UNF	w	75-62	3483
11-22-11	FLORIDA GULF COAST	w	60-50	3316
11-25-11	at Ole Miss	Lot	61-64	4721
11-29-11	at Purdue	L	65-76	13927
12-03-11	UMASS	w	83-75	3653
12-06-11	MEMPHIS	L	54-71	4500

* = Conference game

Score by Periods	1st	2nd	OT	Totals
Miami	252	280	7	539
Opponents	230	273	10	513



2011-12 Miami Men's Basketball
Miami Season/Career Statistics (as of Dec 09, 2011)
All games

SEASON STATISTICS

CAREER STATISTICS

SUMMARY	gp-gs	min/g	fg%	3fg%	ft%	r/g	a/g	stl	blk	pts/g	gp-gs	min/g	fg%	3fg%	ft%	r/g	a/g	stl	blk	pts/g
Malcolm Grant	8-8	33.0	.368	.385	.733	2.9	1.3	6	0	15.6	77-52	29.1	.402	.414	.809	1.9	3.1	57	3	12.7
Durand Scott	8-8	35.0	.303	.316	.766	4.9	3.9	5	4	12.6	77-71	30.9	.434	.336	.771	4.2	3.3	89	14	12.1
Trey McKinney Jones	8-3	26.0	.448	.355	.875	5.4	1.9	5	0	8.8	8-3	26.0	.448	.355	.875	5.4	1.9	5	0	8.8
Shane Larkin	7-2	23.4	.413	.474	1.000	2.6	2.3	11	1	8.3	7-2	23.4	.413	.474	1.000	2.6	2.3	11	1	8.3
Kenny Kadji	8-5	19.6	.458	.000	.389	4.9	0.6	5	14	6.4	8-5	19.6	.458	.000	.389	4.9	0.6	5	14	6.4
Erik Swoope	8-6	25.6	.618	.000	.417	3.8	0.6	8	8	5.9	37-15	10.6	.542	.000	.548	1.6	0.3	21	10	2.4
Garrius Adams	7-6	23.9	.333	.304	.615	4.0	1.0	7	1	5.6	75-37	22.9	.362	.301	.667	3.0	1.2	67	13	5.6
Rion Brown	6-0	14.8	.200	.214	.833	2.3	0.3	1	1	3.8	42-5	16.6	.337	.337	.733	2.0	0.6	11	4	4.3
Raphael Akpejori	8-2	11.4	.533	.000	.643	2.6	0.3	2	9	3.1	28-2	6.8	.520	.000	.652	1.9	0.1	4	21	2.0

SCORING	fg-fga	fg%	3fg-fga	3fg%	ft-fita	ft%	pts	pts/g	fg-fga	fg%	3fg-fga	3fg%	ft-fita	ft%	pts	pts/g
Malcolm Grant	39-106	.368	25-65	.385	22-30	.733	125	15.6	296-736	.402	180-435	.414	203-251	.809	975	12.7
Durand Scott	23-76	.303	6-19	.316	49-64	.766	101	12.6	311-717	.434	49-146	.336	259-336	.771	930	12.1
Trey McKinney Jones	26-58	.448	11-31	.355	7-8	.875	70	8.8	26-58	.448	11-31	.355	7-8	.875	70	8.8
Shane Larkin	19-46	.413	9-19	.474	11-11	1.000	58	8.3	19-46	.413	9-19	.474	11-11	1.000	58	8.3
Kenny Kadji	22-48	.458	0-2	.000	7-18	.389	51	6.4	22-48	.458	0-2	.000	7-18	.389	51	6.4
Erik Swoope	21-34	.618	0-1	.000	5-12	.417	47	5.9	32-59	.542	0-1	.000	23-42	.548	87	2.4
Garrius Adams	12-36	.333	7-23	.304	8-13	.615	39	5.6	138-381	.362	68-226	.301	78-117	.667	422	5.6
Rion Brown	5-25	.200	3-14	.214	10-12	.833	23	3.8	56-166	.337	35-104	.337	33-45	.733	180	4.3
Raphael Akpejori	8-15	.533	0-0	.000	9-14	.643	25	3.1	13-25	.520	0-0	.000	30-46	.652	56	2.0

TOTALS	o-reb	d-reb	t-reb	pf	fo	ast	to	a/to	o-reb	d-reb	t-reb	pf	fo	ast	to	a/to
Malcolm Grant	1	22	23	13	0	10	12	0.8	18	132	150	105	0	242	170	1.4
Durand Scott	8	31	39	15	0	31	12	2.6	79	243	322	177	6	256	185	1.4
Trey McKinney Jones	7	36	43	20	1	15	11	1.4	7	36	43	20	1	15	11	1.4
Shane Larkin	3	15	18	13	0	16	13	1.2	3	15	18	13	0	16	13	1.2
Kenny Kadji	14	25	39	13	0	5	10	0.5	14	25	39	13	0	5	10	0.5
Erik Swoope	17	13	30	31	2	5	6	0.8	29	30	59	57	3	10	13	0.8
Garrius Adams	7	21	28	12	1	7	10	0.7	63	163	226	100	1	92	95	1.0
Rion Brown	5	9	14	3	0	2	7	0.3	18	68	86	57	0	24	40	0.6
Raphael Akpejori	15	6	21	17	0	2	6	0.3	28	24	52	33	0	2	11	0.2



2011-12 Miami Men's Basketball
Miami Team Game-by-Game Comparison (as of Dec 09, 2011)
All games

Opponent	1st	2nd	Score	Mar	Total FG	FG Pct	3-Pointers	3FG Pct	Free Throws	FT Pct	Rebounds	Assist	T/Over	Block	Steal	Fouls
TENNESSEE TECH	27/32	42/26	69-58	+11	21-54/19-47	.389/.404	7-22/8-17	.318/.471	20-25/12-19	.800/.632	42/26 +16	10/7	14/15	3/5	7/5	18/22
RUTGERS	35/25	37/32	72-57	+15	25-51/24-65	.490/.369	10-23/9-23	.435/.391	12-21/0-6	.571/.000	34/39 (5)	13/12	10/14	7/2	7/3	11/17
UNF	31/25	44/37	75-62	+13	24-54/23-57	.444/.404	7-18/8-21	.389/.381	20-26/8-14	.769/.571	35/37 (2)	13/14	8/13	8/2	5/3	15/20
FLORIDA GULF COAST	42/24	18/26	60-50	+10	18-56/20-49	.321/.408	7-27/3-15	.259/.200	17-23/7-11	.739/.636	36/37 (1)	12/7	7/17	4/5	7/1	12/22
Ole Miss	25/29	29/25	61-64	(3)	22-60/19-50	.367/.380	9-26/7-21	.346/.333	8-13/19-30	.615/.633	37/39 (2)	13/11	16/16	3/7	11/6	21/19
Purdue	25/37	40/39	65-76	(11)	21-54/26-47	.389/.553	8-23/4-16	.348/.250	15-20/20-29	.750/.690	29/28 +1	12/10	11/10	1/5	4/4	22/17
UMASS	41/31	42/44	83-75	+8	24-59/24-66	.407/.364	8-17/7-24	.471/.292	27-36/20-27	.750/.741	40/45 (5)	14/12	11/14	7/3	6/6	23/27
MEMPHIS	26/27	28/44	54-71	(17)	20-56/28-60	.357/.467	5-18/1-12	.278/.083	9-18/14-20	.500/.700	33/41 (8)	6/12	14/8	5/7	3/10	15/19

Note: Game totals are displayed in the format TEAM/OPPONENT for each category