



NATIONAL CHAMPIONS 1983, 1987, 1989, 1991, 2001

Sports Media Relations/Contacts: Mark Pray, Kerwin Lonzo-Main Football Contact (klonzo@miami.edu), Rob Dunning
Sports Media Relations, University of Miami, 5821 San Amaro Drive, Coral Gables, FL 33146
(305) 284-3244, (305) 284-2807 FAX, www.hurricanesports.com

MIAMI (2-0, 2-0 ACC Coastal)

Date	Opponent	(TV)	Time/Result
Sept. 7	at (18/19) Florida State*	ESPN	W, 38-34
Sept. 17	(14/13) GEORGIA TECH*	ESPN	W, 33-17
Sept. 26	at (11/12) Virginia Tech*	ABC/ESPN	3:30 p.m.
Oct. 3	(10/9) OKLAHOMA	ABC	3:30 or 8 p.m.
Oct. 10	FLORIDA A&M		7 p.m.
Oct. 17	at UCF	CBS CS	7:30 p.m.
Oct. 24	Clemson*		TBA
Oct. 31	at Wake Forest*		TBA
Nov. 7	VIRGINIA*		TBA
Nov. 14	at (22/22) North Carolina*		TBA
Nov. 21	DUKE*		TBA
Nov. 28	at USF		TBA

*ACC game; all times Eastern; Coaches poll rankings second ()

VIRGINIA TECH (2-1, 0-0 ACC Coastal)

Date	Opponent	Time/Result
Sept. 5	vs. (5/5) Alabama	L, 34-24
Sept. 12	MARSHALL	W, 52-10
Sept. 19	(19/18) NEBRASKA	W, 16-15
Sept. 26	(9/13) MIAMI*	3:30 p.m.
Oct. 3	at Duke*	12 p.m.
Oct. 10	BOSTON COLLEGE*	TBA
Oct. 17	at (14/13) Georgia Tech*	TBA
Oct. 29	(22/22) NORTH CAROLINA*	7:30 p.m.
Nov. 5	at East Carolina	7:30 p.m.
Nov. 14	at Maryland*	TBA
Nov. 21	NC STATE*	TBA
Nov. 28	at Virginia*	TBA

*ACC game; all times Eastern; Coaches poll rankings second ()

2009 STATISTICAL COMPARISON

Offense	VT	Miami
Scoring	92	71
Points per game	30.7	35.5
First Downs	48	43
Rush-pass-pen	25-19-4	13-29-1
Total offense	1038	930
Average per play	5.6	7.3
Average per game	346.0	465.0
Rushing yards	594	274
Yards per rush	4.9	4.0
Yards per game	198.0	137.0
Passing yards	444	656
Pass att.-cmp.-int.	30-66-1	41-59-2
Yards per attempt	6.7	11.1
Yards per completion	14.8	16.0
Yards per game	148.0	328.0
Completion pct.	45.5	69.5
Defense		
Total points allowed	59	51
Points per game	19.7	25.5
First downs allowed	33	33
Rush-pass-pen	50-24-21	13-15-5
Total offense allowed	1093	632
Yards per game	364.3	316.0
Rushing yards allowed	657	205
Yards per carry	5.3	3.0
Yards per game	200.3	102.5
Passing yards allowed	492	427
Pass att.-cmp.-int.	42-93-3	30-56-1
Yards per attempt	5.3	7.6
Yards per completion	11.7	14.2
Yards per game	164.0	213.5



9 MIAMI HURRICANES

Ranking
No. 9 (AP); No. 13 (Coaches)
Last Game
Sept. 17 - 33-17 win vs. No. 14 Georgia Tech at Land Shark
Head Coach
Randy Shannon (3rd Season)
Shannon Career Record:
14-13, 8-10 ACC
vs. Virginia Tech
1-1 Overall
1-0 in Miami
0-1 in Blacksburg

2009 STATISTICAL LEADERS

Rushing
G. Cooper - 24-124-1

Passing
J. Harris - 41-59-2-656-5

Receiving
T. Benjamin - 7-157-1

Tackles
B. Harris - 6-7-13

11 VIRGINIA TECH HOKIES

Ranking
No. 11 (AP); No. 12 (Coaches)
Last Game
Sept. 19 - 16-15 win over Nebraska in Blacksburg
Head Coach
Frank Beamer (29th year)
Beamer Career Record:
221-113-4 (179-90-2 at VT)
vs. Miami
9-9 Overall
4-6 in Miami
5-3 in Blacksburg

2009 STATISTICAL LEADERS

Rushing
R. Williams - 50-342-6

Passing
T. Taylor - 30-63-1-444-3

Receiving
D. Coale - 5-148-0

Tackles
B. Rivers - 9-18-27

GAME 3 INFORMATION

Date: Saturday, Sept. 26, 2009
Location: Lane Stadium
(Natural Grass), (66,233) in Blacksburg, Va.
Kickoff: 3:30 p.m. (ET)

TELEVISION - ABC (mirror broadcast on ESPN)

Sean McDonough (play-by-play)
Matt Millen (color)
Holly Rowe (sideline reporter)
Tape Delay Telecast - CSS
Mon., Sept. 28 at 7 p.m.; Thurs. Oct. 1 at Noon

LOCAL RADIO - 560 WQAM, 1450 ESPN DEPORTES

560 WQAM
Joe Zagacki (play-by-play)
Don Bailey Jr. (color analyst)
Fans can also listen online at www.wqam.com

1450 ESPN Deportes En Español

Joe Pujala (play-by-play)
Joe Martinez (color analyst)

NATIONAL RADIO - ESPN RADIO

Satellite: 219 (Sirius), 191 (XM)

Bill Rosinski (play-by-play)
Dennis Franchione (color analyst)
Joe Schad (sideline reporter)

WEBSITES

Miami (www.hurricanesports.com)
Virginia Tech (www.hokiesports.com)

No. 9 MIAMI AND NO. 11 VIRGINIA TECH TO MEET IN BLACKSBURG

► After opening the season with back-to-back wins against ranked Atlantic Coast Conference opponents, the ninth-ranked Hurricanes will look to make it three in a row when they travel to Blacksburg, Va. to face No. 11 Virginia Tech Saturday afternoon at 3:30 p.m.

► Wins at No. 18 Florida State and vs. No. 14 Georgia Tech have propelled the Hurricanes into the AP Top 10 at No. 9. It is the first time the 'Canes have been ranked in the Top 10 since the final regular season poll of the 2005 season. The 'Canes opened the 2009 season unranked in both polls.

► Jacory Harris is off to one of the best starts for a quarterback in school history, winning Atlantic Coast Conference player of the week honors after each of Miami's first two games. The sophomore from Miami ranks third nationally in passing efficiency (184.07), has 656 passing yards in two games and has already accounted for six touchdowns (5 passing, 1 rushing).

► Running back Graig Cooper and wide receiver Travis Benjamin have combined for 50.5% (632 of 1251) of Miami's all-purpose yardage through the team's first two games. Cooper, who has a team-high 418 yards, leads the team in rushing yards (124) and kick-return yards (238) while Benjamin has a team-best 157 receiving yards.

► Brandon Harris has been the team's top defender thus far, tallying a team-high 13 tackles (six solo, seven assisted) to go along with an ACC-high five passes defended.

The MIAMI-VIRGINIA TECH SERIES

- Miami leads the all-time series with Virginia Tech, 17-9.
- The Hurricanes hold a slight 5-4 edge over the Hokies since the turn of the century.
- Saturday's game will mark the 18th straight season the two teams have faced one another.
- Randy Shannon is 1-1 all-time against Frank Beamer, losing 44-14 in 2007 before winning 16-14 last season.

A 'CANES WIN OVER THE HOKIES WOULD GIVE...

- Miami its second 3-0 start in the ACC since joining the league in 2004.
- Randy Shannon his first 3-0 start as a head coach.
- The 'Canes their third win over a ranked opponent to open the season.
- Miami its first win in Blacksburg since a 27-7 victory over the Hokies in 2005.

COVERING THE HURRICANES

For the Virginia Tech game, players are available up to the end of practice on Wednesday. Interviews with players and coaches must be arranged at least 24 hours in advance. Practices are open to the media from the start through stretch. Head coach Randy Shannon will address the media following each practice.

ACC Teleconference Call - Wed. Sept. 23 - (Contact UM Media Relations for the phone number)

10:30 a.m.	Frank Spaziani, Boston College
10:40 a.m.	Dabo Swinney, Clemson
10:50 a.m.	Bobby Bowden, Florida State
11:00 a.m.	David Cutcliffe, Duke
11:10 a.m.	Paul Johnson, Georgia Tech
11:20 a.m.	Ralph Friedgen, Maryland
11:30 a.m.	Randy Shannon, Miami
11:40 a.m.	Butch Davis, North Carolina
11:50 a.m.	Tom O'Brien, NC State
12:00 a.m.	Al Groh, Virginia
12:10 a.m.	Frank Beamer, Virginia Tech
12:20 a.m.	Jim Grobe, Wake Forest

MIAMI FOOTBALL MEDIA RELATIONS

Mark Pray	Assistant AD/Communications
Kerwin Lonzo	Associate SID/Football Contact
Rob Dunning	Assistant SID
Phone	(305) 284-3244
Fax	(305) 284-2807

COACHES SHOW

UM's coaches show, "Hurricane Game Day With Randy Shannon" airs twice weekly on CSS, at 5:30 p.m. Thursdays and 10 a.m. Saturdays. The show is hosted by Joe Zagacki and Don Bailey Jr. and features Hurricanes players as coach Shannon's guests.

HURRICANE HOTLINE

Hurricane Hotline is a weekly two-hour show hosted by Joe Zagacki and Don Bailey, Jr. that airs from 7-9 p.m. Thursday nights during the season from The Sports Exchange (45 Miracle Mile, Coral Gables, Fla. 33134; Phone: 305-774-1222). Hurricane Hotline features interviews with UM head football coach Randy Shannon, players, coaches and other UM personnel as well as other featured guests. Fans are encouraged to listen on 560 WQAM or view the show in-person at The Sports Exchange.

'Canes IN THE CLASS ROOM

▶ Miami's APR score in 2009 ranked 7th nationally with a score of 977. This score was the highest among all Florida institutions and second highest in the Atlantic Coast Conference.

▶ Of the 20 seniors on this year's squad, eight have already earned degrees, while the remaining 11 are all on course to graduate either in December of 2009 or May of 2010.

▶ The eight players that have already earned degrees include: Jake Byrne (Finance), Joe Joseph (Sports Administration), Eric Moncur (Bachelor of Liberal Arts), Matt Perrelli (Marketing and Management), Matt Pipho (Biology), Darryl Sharpton (Finance), A.J. Trump (Management and Organization), Jimmy Graham (Management and Marketing).

▶ Last season, Miami had 13 early graduates, which were the most in the nation.

▶ Four graduates on the 2009 roster are currently pursuing their master's degrees: Joe Joseph (Master's of Liberal Arts), Jimmy Graham (Master's of Liberal of Arts), Matt Perrelli (Sports Administration) and Jake Byrne (Master's of Business Administration).

NUMBER OF PLAYERS WHO HAVE OBTAINED UNDERGRADUATE DEGREES ON '09 ROSTERS

Alabama	12
Boston College	10
Virginia Tech	10
Penn State	9
Miami	8
Auburn	8
East Carolina	8
Notre Dame	8
Texas Tech	8
UNLV	8
UCF	7
Texas A&M	7

Top 10 2009 Football Academic Progress Report Scores (includes BCS, C-USA and independents)

1. Stanford	984
2. Air Force	983
3t. Duke	980
Rutgers	980
5. Rice	979
6. Navy	978
7. Miami	977
8t. Penn St.	976
Georgia	976
10. Notre Dame	974

2009 APR Rankings Among All D-I Football Programs in Florida

1. Miami	977
2. Florida	963
3. UCF	960
4. FSU	932
5. FAU	913
6. USF	909
7. FIU	904

'Canes IN THE COMMUNITY

▶ Miami launched one of the biggest community outreach projects by a major college football team this past summer when the Hurricanes spent Saturdays with kids under the age of 12 in Miami-Dade, Broward and Palm Beach Counties in the month of July.

▶ The entire team split up into groups of approximately 15-20 players that visited area youth football programs and interacted with some of the teams' youngest fans.

▶ "South Florida is our home," explained Head Coach Randy Shannon. "This is a way for our players to give back to the community and it allows the football program and the athletic department to say thanks as well."

▶ The outreach events focused on football and life skills and lasted approximately 45 minutes at each site.

THIS WEEK IN MIAMI FOOTBALL (practice times subject to change)

SEPTEMBER 2009

Monday	Tuesday	Wednesday	Thursday	Friday	Saturday	Sunday
21 PLAYERS DAY OFF	22 5:45 a.m. - PRACTICE Players and coaches available after 12:15 a.m.-1:45 p.m. Weekly Press Conference	23 5:45 a.m. - PRACTICE Players and coaches available after 10:30 a.m. - ACC Coaches Teleconference	24 2:30 p.m. - PRACTICE Coach Shannon available after	25 WALK THRU Depart for Blacksburg	26 MIAMI AT VIRGINIA TECH 3:30 p.m. (ABC/ESPN)	27 GAME RECAP - 3 p.m. Dial: (888)422-7137 Passcode: 227393

2009 HURRICANES RADIO NETWORK

Miami football games can be heard throughout the state of Florida on the Hurricane Sports Network, anchored by WQAM (560 AM). The games are also broadcast in Spanish on 1450 ESPN Deportes (1450 AM).

FLAGSHIP STATIONS

Miami/Fort Lauderdale	WQAM (560 AM)
Miami/Fort Lauderdale	ESPN Deportes (1450 AM)
University of Miami	WVUM (90.5 FM)

AFFILIATES

Miami/Ft. Lauderdale	WQAM (560)
Daytona	WPUL (1590)
Ft. Myers	WWCN (770)
Jupiter	ESPN (760)
Key West	WKWF (1600)
Live Oak	WLVO (106.1)
Marathon	WFFG (1300)
Melbourne	WIXC (1060)
Orlando	WAMT (1190)
Stuart	WSTU (1450)
Tampa	WMGG (1470)
Titusville	WIXC (1060)
West Palm Beach	ESPN (760)

MIAMI MEDIA POLICIES

Releases Available Via E-Mail

Media members interested in receiving Miami football releases via e-mail should send requests to Football SID Kerwin Lonzo at klonzo@miami.edu.

GAME DAY PRESS POLICIES

Only working press will be admitted to the Land Shark Stadium press box. Seats will be issued according to the following criteria:

1. State newspapers by circulation, wire services, national publications, newspapers from opponent's area, and student newspapers from UM and opponent's schools.
2. Other daily newspapers, with preference to those that regularly cover UM.
3. Radio and television personnel not broadcasting, but considered reporting.
4. Non-daily newspapers, with preference to those which regularly cover UM.
5. Scouts. Freelance and/or non-daily writers may be asked to produce copies of actual publications in which their work has appeared. In some cases, these materials will be required as verification of the writers' status.

CONFERENCE ROAD GAME CREDENTIALS

Writers covering UM on a regular basis can make all requests for conference road credentials with Mark Pray (mpray@miami.edu) or through the media relations department of the home team.

NON-CONFERENCE ROAD GAME CREDENTIALS

Writers covering UM on a regular basis may make requests for non-conference road credentials with the UM Sports Information Office. Credential requests are faxed to the opponent school by Monday two weeks prior to the contest.

Right BETWEEN THE NUMBERS

- ▶ Sophomore quarterback Jacory Harris ranks third in the nation in passing efficiency (184.07), trailing only Ryan Mallett of Arkansas (193.49) and Jimmy Clausen of Notre Dame (188.25).
- ▶ Junior running back Graig Cooper ranks third nationally in all-purpose yards per game (209.00). In fact, the ACC has the nation's top three all-purpose performers, as Maryland's Torrey Smith (249.3) and Clemson's C.J. Spiller (210.0) are the only two players nationally that average more yards per game than Cooper.
- ▶ Miami is currently ranked No. 1 in the latest Sagarin Ratings.
- ▶ As a team, Miami currently ranks second nationally in pass efficiency (184.08), eighth in passing offense (328.0), ninth in sacks allowed (0.50), 13th in kickoff returns (30.00) and 16th in total offense (465.00).
- ▶ Jacory Harris etched his name into the Hurricanes' record books in tossing for the 10th-most passing yards in a single game in school history with 386 yards through the air against the Seminoles in the season-opener.
- ▶ Miami's season-opening win at Florida State on Labor Day night was ESPN's third-most viewed regular season college football game in the history of the network.
- ▶ UM's 12 scheduled opponents this season had a combined record of 93-61 (.604) last season, with eight of the 12 opponents having won at least eight games.
- ▶ Four UM receivers stand at 6-3 or taller: Leonard Hankerson and Aldarius Johnson are 6-3, LaRon Byrd is 6-4 and Tommy Streeter is 6-5. Miami's top three tight ends are all 6-4 or taller, including Jimmy Graham who stands at 6-8.
- ▶ Nine different players either led or tied for the team-lead in receptions in a game last season. Of those players returning in 2009, Thearon Collier, Graig Cooper, Aldarius Johnson and Dedrick Epps led the team in catches more than once. In UM's season-opener, Travis Benjamin and Leonard Hankerson led the team with four catches a piece while LaRon Byrd had a team-high five catches last week against Georgia Tech.
- ▶ Miami is 8-3 in the month of September under Randy Shannon and 27-7 in September this decade.
- ▶ Miami currently leads the Atlantic Coast Conference in pass efficiency, passing offense and total offense.
- ▶ Twelve different different players have caught at least one pass through the seasons first two games and six of those 12 have at least five catches - including Travis Benjamin who has a team-high seven receptions.
- ▶ The UM football team currently consists of 53 freshmen and sophomores and only 38 juniors and seniors.
- ▶ No position on the UM roster is as young as the receiver position, where junior Leonard Hankerson is the lone upper classman expected to garner significant playing time. Behind Hankerson, the next seven receivers are all in just their second year in the program.
- ▶ After playing 21 true freshmen in last season's season-opener, UM played just five in the 2009 opener in Tallahassee.
- ▶ A year after Travis Benjamin collected 274 all-purpose yards against FSU, Graig Cooper nearly matched the impressive feat in tallying 232 yards against the 'Noles in Tallahassee in the season opener.
- ▶ For the second straight year, UM opened the season without an upperclassman at the top two quarterback spots on the depth chart (2008 – Robert Marve and Jacory Harris; 2009 – Jacory Harris and A.J. Highsmith).
- ▶ Miami reached its 23rd bowl game in the last 26 years with an Emerald Bowl appearance in 2008.

**ASSOCIATED PRESS TOP 25
Sept. 20, 2009**

No	Team	Record	Pts.
1	Florida (55)	3-0	1488
2	Texas (2)	3-0	1428
3	Alabama (3)	3-0	1390
4	Mississippi	2-0	1213
5	Penn State	3-0	1212
6	California	3-0	1169
7	LSU	3-0	1120
8	Boise State	3-0	1038
9	MIAMI	2-0	920
10	Oklahoma	2-1	862
11	Virginia Tech	2-1	852
12	USC	2-1	825
13	Ohio State	2-1	810
14	Cincinnati	3-0	739
15	TCU	2-0	674
16	Oklahoma State	2-1	478
17	Houston	2-0	455
18	Florida State	2-1	363
19	BYU	2-1	349
20	Kansas	3-0	347
21	Georgia	2-1	318
22	North Carolina	3-0	271
23	Michigan	3-0	247
24	Washington	2-1	194
25	Nebraska	2-1	132

ARV: Missouri 115, Georgia Tech 102, Auburn 100, Pittsburgh 91, UCLA 62, Iowa 39, Oregon 30, Texas Tech 19, Notre Dame 16, Utah 12, Clemson 11, Colorado State 4, Oregon State 4, USF 1

**USA TODAY COACHES' TOP 25
Sept. 20, 2009**

No	Team	Record	Pts.
1	Florida (59)	3-0	1475
2	Texas	3-0	1412
3	Alabama	3-0	1355
4	Penn State	3-0	1274
5	Mississippi	2-0	1182
6	California	3-0	1149
7	LSU	3-0	1122
8	Boise State	3-0	976
9	Oklahoma	2-1	917
10	USC	2-1	905
11	Ohio State	2-1	900
12	Virginia Tech	2-1	853
13	MIAMI	2-0	724
14	TCU	2-0	701
15	Cincinnati	3-0	580
16	Oklahoma State	2-1	576
17	Georgia	2-1	457
18	North Carolina	3-0	445
19	Kansas	3-0	381
20	BYU	2-1	279
21	Missouri	3-0	214
22	Michigan	3-0	205
23	Houston	2-0	160
24	Nebraska	2-1	158
25	Florida State	2-1	154

ARV: Georgia Tech 148, Pittsburgh 68, Utah 63, Auburn 62, Iowa 58, Washington 42, Notre Dame 38, UCLA 38, Oregon 34, Texas Tech 22, Kentucky 16, USF 12, South Carolina 7, Oregon State 6, Colorado State 4, Wisconsin 2, Minnesota 1.

Miami ALL-TIME AGAINST VT

► Here is list of Miami's all-time highs against Virginia Tech in the 26-game history between the two schools:

Rushing Yards

205 - Willis McGahee, 2002
 145 - James Jackson, 2000
 142 - James Jackson, 1997
 139 - Clinton Portis, 1999

Rushing Attempts

39 - Willis McGahee, 2002
 34 - Clinton Portis, 2001
 28 - James Jackson, 2000
 27 - Clinton Portis, 1999

Rushing Touchdowns

6 - Willis McGahee, 2002
 2 - James Jackson, 1997

Receiving Yards

193 - Andre Johnson, 2002
 171 - Yatil Green, 1995
 154 - Santana Moss, 2000
 153 - Reggie Wayne, 1998
 152 - Yatil Green, 1996

Receptions

9 - Yatil Green, 1996
 8 - Yatil Green, 1995
 8 - Kellen Winslow, 2003
 7 - David Kalina, 1968
 7 - Ryan Moore, 2003

Receiving Touchdowns

2 - Lamar Thomas, 1992
 2 - Reggie Wayne, 1998
 2 - Santana Moss, 2000

Passing Yards

300 - Ken Dorsey, 2002
 283 - Ken Dorsey, 2000
 282 - Scott Covington, 1998
 265 - Frank Costa, 1993
 249 - Gino Torretta, 1992

Pass Attempts

44 - Ken Dorsey, 2001
 37 - Frank Costa, 1993
 36 - Kyle Wright, 2007
 32 - David Olivo, 1968
 31 - Brock Berlin, 2004

Pass Completions

22 - David Olivo, 1968
 21 - Ken Dorsey, 2001
 21 - Kyle Wright, 2007
 19 - Frank Costa, 1993
 17 - Jim Kelly, 1982
 17 - Gino Torretta, 1992
 17 - Ryan Clement, 1996

Passing Touchdowns

3 - Gino Torretta, 1992
 3 - Scott Covington, 1998
 3 - Ken Dorsey, 2000

Team Bests

Total Offense: 556 - 2002
Rushing Yards: 256 - 2002
Rushing Attempts: 58 - 1982
Passing Yards: 343 - 1992
Pass Attempts: 48 - 1996
Pass Completions: 29 - 2003

Career STATS OF CURRENT HURRICANES VS. VIRGINIA TECH

Rushing	Att.	Yards	TD	Long	Avg
Javarris James	21	56	1	13	2.7
Graig Cooper	15	52	0	12	3.5
Jacory Harris	3	5	0	6	1.7

Passing	Att.-Comp-Int	Yards	TD	Long	Sack
Jacory Harris	2-1-0	3	0	3	0

Receiving	No.	Yards	TD	Long
Sam Shields	8	91	0	46
Ryan Hill	6	41	0	8
Javarris James	5	49	0	19
Aldarius Johnson	3	48	0	29
Leonard Hankerson	2	25	1	24
Dedrick Epps	1	6	0	6
Thearon Collier	1	3	0	3
Graig Cooper	1	2	0	2
Laron Byrd	1	2	0	2

Defense	Tackles	FF	FR	INT	Sacks
Darryl Sharpton	11	0	0	0	0
Colin McCarthy	9	0	0	0	0
Marcus Robinson	7	0	0	0	3
Joe Joseph	6	0	0	0	1.5
Eric Moncur	6	0	0	0	1.5
Sean Spence	6	0	0	0	0
JoJo Nicolas	5	0	0	0	0
Demarcus Van Dyke	5	0	0	0	0
Steven Wesley	4	0	0	0	0
Ryan Hill	4	0	0	0	0
Chavez Grant	3	0	0	0	0
Adewale Ojomo	3	0	0	0	0
Arthur Brown	2	0	0	0	0
Damien Berry	2	0	0	0	0
Richard Gordon	2	0	0	0	0
Brandon Harris	2	0	0	0	0
Randy Phillips	2	0	0	0	0
Allen Bailey	1	0	0	0	1
Marcus Forston	1	0	0	0	1
Ramon Buchanan	1	0	0	0	0
Sam Shields	1	0	0	0	0
Micanor Regis	1	0	0	0	0

Miami VERSUS THE COMMONWEALTH STATE

► Miami is 28-11 all-time versus the state of Virginia. After beating both Virginia Tech and Virginia in 2008, the Hurricanes now own a .725 winning percentage against the state.

► In the series against ACC members Virginia and Virginia Tech, Miami seems to be at its best when it scores 20 or more points. UM is a combined 15-2 against Virginia Tech (11-2) and Virginia (4-0) when it scores 20 or more points in a game. The Hurricanes are 6-9 when it fails to score at least 20 points against the Cavaliers (0-2) and Hokies (6-7).

Miami's Last 15 Games Versus Teams From Virginia

Nov. 1, 2009	Miami 16, Virginia Tech 14	Miami Gardens, Fla.
Nov. 1, 2008	Miami 24, Virginia 17	Charlottesville, Va.
Nov. 17, 2007	Virginia Tech 44, Miami 14	Blacksburg, Va.
Nov. 10, 2007	Virginia 48, Miami 0	Miami, Fla.
Nov. 18, 2006	Virginia 17, Miami 7	Charlottesville, Va.
Nov. 4, 2006	Virginia Tech 17, Miami 10	Miami, Fla.
Nov. 26, 2005	Miami 25, Virginia 17	Miami, Fla.
Nov. 5, 2005	Miami 27, Virginia Tech 7	Blacksburg, Va.
Dec. 4, 2004	Virginia Tech 16, Miami 10	Miami, Fla.
Nov. 13, 2004	Miami 31, Virginia 21	Charlottesville, Va.
Nov. 1, 2003	Virginia Tech 31, Miami 7	Blacksburg, Va.
Dec. 7, 2002	Miami 56, Virginia Tech 45	Miami, Fla.
Dec. 1, 2001	Miami 26, Virginia Tech 24	Blacksburg, Va.
Nov. 4, 2000	Miami 41, Virginia Tech 21	Miami, Fla.
Nov. 13, 1999	Virginia Tech 43, Miami 10	Blacksburg, Va.

Whipple BALL

- ▶ Two games into his tenure as the University of Miami's offensive coordinator, Mark Whipple has the 'Canes offense off to a fast start as Miami ranks in the nation's Top 20 in passing efficiency (2nd; 184.08), passing offense (8th; 328 ypg) and total offense (16th; 465 ypg).
- ▶ Despite going up against two ranked teams to open the year, the Hurricanes' offense has scored more than 30 points in each game, including a 38-point performance in Miami's season-opening win over No. 18 FSU in Tallahassee.
- ▶ Quarterback Jacory Harris has proven to be one of the nation's top passers through the first few weeks of the 2009 season, ranking third nationally in passing efficiency (184.07) and eighth in the country in total offense (326.50).

Coastal DIVISION UPDATE

- ▶ After opening the season with conference wins over No. 18 Florida State and No. 14 Georgia Tech, the ninth-ranked Hurricanes currently lead the Coastal Division with a record of 2-0.
- ▶ Georgia Tech is 1-1 in conference play, while North Carolina and Virginia Tech open their ACC seasons this weekend. Duke and Virginia will open conference play on Oct. 3.
- ▶ Miami (2-0) and North Carolina (3-0) are the lone ACC teams undefeated heading into this weekend's games.
- ▶ If Miami is able to win Saturday against the Hokies, the 'Canes will have opened ACC play 3-0 for the second time since joining the league (Miami beat FSU, Georgia Tech and NC State to open the team's inaugural ACC season in 2004).

Oklahoma GAME TIME OPTIONS

- ▶ The University of Miami's home game against Oklahoma on Saturday, Oct. 3 will either start at 3:30 p.m. or 8 p.m. and will be televised by ABC. The network declared a six-day option and has decided to wait until this weekend's games are played before deciding what time the 'Canes and Sooners will kick-off. The decision will come no later than 12 p.m. on Sunday, Sept. 27.

Comparison: MIAMI AND VIRGINIA TECH

- ▶ Here is a quick look at the match-ups you will see when the 'Canes and Hokies square off on Saturday:

MIAMI HURRICANES			VIRGINIA TECH		
Offense	Average	NCAA Rank	Defense	Average	NCAA Rank
PPG	35.50	29	PPG	19.67	45
Rushing	137.00	70	Rushing	200.33	107
Passing	465.00	8	Passing	164.00	27
Defense	Average	NCAA Rank	Offense	Average	NCAA Rank
PPG	25.50	76	PPG	30.67	44
Rushing	102.50	38	Rushing	198.00	33
Passing	213.50	68	Passing	148.00	106
Punting	Average	NCAA Rank	PR	Average	NCAA Rank
Average	33.20	95	Average	17.50	18
PR	Average	NCAA Rank	Punting	Average	NCAA Rank
Average	5.25	81	Average	38.11	35

Miami LEADS SAGARIN RATINGS

- ▶ After wins over two Top 20 opponents to open the 2009 season, the University of Miami is ranked No. 1 in the latest Jeff Sagarin NCAA Football Ratings.
- ▶ The 'Canes currently have a rating of 94.55, ahead of Florida State (92.55) and a group of Cincinnati, Boise State, LSU and Southern Cal all about eight points back of Miami.
- ▶ Both of Miami's first two opponents are currently in the Top 10, with FSU at No. 2 and Georgia Tech at No. 8. The Hokies are currently 13th at 84.70 while Oklahoma is No. 23 at 81.24.
- ▶ Half of Miami's 12 regular season opponents are currently ranked in the Top 25 of the Sagarin Ratings (FSU - 2, GT - 8, UNC - 11, Clemson - 12, VT - 13, OU - 23).

	Record	Strength of Schedule	vs. Top 20 Rated	Rating
1. MIAMI	2-0	90.12 (1)	2-0	94.62
2. Florida State	2-1	83.44 (3)	1-1	92.55
3. Cincinnati	3-0	68.90 (71)	1-0	88.95
4. Boise State	3-0	70.39 (54)	1-0	88.76
5. LSU	3-0	70.02 (59)	1-0	88.45
6. Southern Cal	2-1	76.14 (21)	1-1	88.44
7. Iowa	3-0	74.26 (30)	1-0	87.91
8. Georgia Tech	2-1	83.64 (2)	1-1	87.70
9. Alabama	3-0	68.04 (79)	1-0	87.08
10. Cal	3-0	67.29 (82)	0-0	86.71

Byrd BREAKS OUT

- ▶ After being held without a catch in the season-opener at Florida State, sophomore wideout LaRon Byrd responded with a big night against Georgia Tech last week, catching five passes for 83 yards - including an early 40-yard touchdown reception from Jacory Harris.

Running BACK U

- ▶ Currently, three of the 15 top rushers in the National Football League hail from the University of Miami, as Frank Gore, Clinton Portis and Willis McGahee rank third, 13th and 15th respectively in rushing yards.
- ▶ Gore has 237 yards on the ground through two weeks and trails only Adrian Peterson (272) and Chris Johnson (254) while Portis (141) and McGahee (123) are also off to strong starts.
- ▶ Gore and McGahee also rank in a tie with Peterson for a league-high four touchdowns through the first two weeks.

NFL Rank	Rushes	Rush Yards	Rush TD	Rec	Rec Yards	Rec TD
3. Frank Gore	38	237	3	8	57	1
14. Clinton Portis	35	141	0	3	19	0
16. Willis McGahee	25	123	3	6	41	1

- ▶ For more updates on Hurricanes in the NFL, see page 12.

National PERSPECTIVE

- ▶ In addition to a No. 9 ranking in the latest AP poll and a No. 13 ranking in the USA Today/ESPN Coaches Poll, the 'Canes are receiving national acclaim for their 2-0 start to the 2009 season.

Here is a list of some other national rankings for the 'Canes heading into the weekend:

- ▶ ESPN Power Ranking: 8
- ▶ ESPN Fan Ranking: 7
- ▶ Legends Poll: 12
- ▶ Sporting News: 13
- ▶ CBSSports.com 120: 11
- ▶ Yahoo! User Rankings: 9
- ▶ CollegeFootballNews.com: 6

Coaches AT THEIR ALMA MATERS

► Miami's Randy Shannon is one of 15 head coaches working at their alma maters this season. The Hurricanes are scheduled to face two coaches coaching at their alma maters this season (Frank Beamer - Virginia Tech; Al Groh - Virginia).

Chris Ault - Nevada

Frank Beamer - Virginia Tech

Troy Calhoun - Air Force

Steve Fairchild - Colorado State

Pat Fitzgerald - Northwestern

Ralph Friedgen - Maryland

Al Groh - Virginia

Mike Gundy - Oklahoma State

Doug Marrone - Syracuse

Rick Neuheisel - UCLA

Randy Shannon - Miami

Mark Snyder - Marshall

Dave Wannstedt - Pittsburgh

Charlie Weis - Notre Dame

Paul Wulff - Washington State

Jacory HAS RECORD GAME AGAINST FSU

- Sophomore quarterback Jacory Harris, making just his third career start, had one of the top passing performances in school history in Miami's season-opening 38-34 win at No. 18 Florida State.
- Harris etched his name into the Hurricanes' record books in tossing for the 10th-most passing yards in a single game in school history with 386 yards through the air against the 'Noles.
- It was the most passing yards ever by a Miami quarterback ever against FSU and was the most by a 'Cane since Ken Dorsey tossed for 422 yards against West Virginia in 2002.
- Harris, who earned ACC Offensive Back of the Week honors for his performance, finished the contest 21-of-34 with two passing touchdowns and a rushing touchdown.

Ratings REPORT: MIAMI-FSU

- Miami's season-opening win at Florida State on Labor Day night is ESPN's third-most viewed regular season college football game in the history of the network – behind the USC-Ohio State game earlier this year and the Miami-FSU Labor Day battle in 2006.
- The '09 Labor Day game recorded 5,820,001 household impressions, had 8,406,103 viewers and drew a rating of 5.89.
- The Hurricanes have now been a part of four of ESPN's six most-watched regular season games on the network.

MOST VIEWED REGULAR SEASON COLLEGE FOOTBALL GAMES IN ESPN HISTORY

DATE	GAME (Result)	HOUSEHOLDS
Sept. 12, 2009	USC at Ohio State (USC won, 18-15)	7,243,000
Sept. 4, 2006	Florida State at Miami (Florida State won, 13-10)	6,329,828
Sept. 7, 2009	Miami at Florida State (Miami won, 38-34)	5,820,001
Nov. 2, 2006	West Virginia at Louisville (Louisville won, 44-34)	4,915,915
Sept. 6, 2008	Miami at Florida (Florida won, 26-3)	4,886,206
Oct. 8, 1994	Florida State at Miami (Miami won, 34-20)	4,846,320

Its ALL ABOUT THE BENJAMIN

- Sophomore wide receiver/return man Travis Benjamin has had the best two games of his young career against arch-rival Florida State.
- Last year against the Seminoles in Miami, he collected an impressive 274 all-purpose yards - the most by a Hurricane since Edgerrin James had 310 all-purpose yards (299 rushing, 11 receiving) against UCLA in 1998. He finished the contest with 185 yards on kick returns, 71 yards receiving and 18 yards rushing.
- Two weeks ago against FSU in Tallahassee, Benjamin didn't match his total yardage from 2008, but he did have the best receiving game of any Hurricane since 2006, catching four passes for 128 yards and a touchdown. His four catches went for gains of 39, 29, 20 and 40 yards.
- Benjamin ranked second on the team with 1,012 all-purpose yards last year and is second this year with 214 after two games, with 140 against FSU and 74 last week against Georgia Tech.
- He now has three career touchdowns against the Seminoles, scoring the first two touchdowns of his career last season (18-yard rushing TD, 51-yard receiving TD) before picking up his third last week (39-yard receiving TD).
- Last year, Benjamin was named a Rivals.com Freshman All-American after finishing the season with team-highs in punt return yardage (181), kick return yardage (496) and yards per reception (16.3).

TRAVIS BENJAMIN CAREER vs. FSU

YEAR	RUSHING	RECEIVING	KICK RETURN	PUNT RETURN	ALL-PURPOSE	TOUCHDOWNS
2009	5	128	-	7	140	1
2008	18	71	185	-	274	2

Freshmen SEE FIRST ACTION

- After playing 21 true freshmen in the season-opener last season, Miami played just five true freshman in the 2009 opener in Tallahassee. Ray-Ray Armstrong, Mike James, Brandon McGee, Olivier Vernon and Brandon Washington all saw action against the 'Noles, with Vernon seeing the most significant time at the defensive end position.

Coop DOES IT ALL

- A year after Travis Benjamin collected 274 all-purpose yards against FSU, Graig Cooper nearly matched the impressive feat in tallying 232 yards against the 'Noles in Tallahassee in the season opener on Labor Day.
- The junior collected 177 kick return yards - the fourth-highest single game total in school history.
- He averaged 35.4 yards per return - including a 63-yard return in the third quarter.
- Cooper scored the eventual game-winning touchdown against FSU in the opener on a 3-yard run to put the 'Canes up 38-34 with 1:53 to play.
- Last week against Georgia Tech Cooper was at it again, racking up 93 yards rushing, 32 receiving and 61 yards on kick returns for a game-high 186 all-purpose yards.
- He enters the Virginia Tech game ranking third in the nation with an average of 209 all-purpose yards per game.

It's BEEN A WHILE

► Sophomore quarterback Jacory Harris entered the season snapping a streak of at least 16 years since a player from Miami-Dade County quarterbacked a University of Miami team. Hialeah High School's Ryan Collins started the last seven games of the 1993 season, but did not go into the season as the starter. Kary Baker was the last Miami-Dade County quarterback to enter the season as the starting quarterback. Baker, from Miami-Edison High School, was UM's starter in 1974 and also was Miami's first African-American quarterback.

MIAMI QUARTERBACKS SINCE 1974

2009	Jacory Harris	Miami
2008	Robert Marve	Tampa
2007	Kyle Wright	Danville, Calif.
2006	Kyle Wright	Danville, Calif.
2005	Kyle Wright	Danville, Calif.
2004	Brock Berlin	Shreveport, La.
2003	Brock Berlin	Shreveport, La.
2002	Ken Dorsey	Orinda, Calif.
2001	Ken Dorsey	Orinda, Calif.
2000	Ken Dorsey	Orinda, Calif.
1999	Ken Dorsey	Orinda, Calif.
1998	Scott Covington	Laguna Niguel, Calif.
1997	Ryan Clement	Denver, Colo.
1996	Ryan Clement	Denver, Colo.
1995	Ryan Clement	Denver, Colo.
1994	Frank Costa	Philadelphia, Pa.
1993	Frank Costa	Philadelphia, Pa.
	Ryan Collins	Pembroke Pines
1992	Gino Torretta	Pinole, Calif.
1991	Gino Torretta	Pinole, Calif.
1990	Craig Erickson	West Palm Beach
1989	Craig Erickson	West Palm Beach
1988	Steve Walsh	St. Paul, Minn.
1987	Steve Walsh	St. Paul, Minn.
1986	Vinny Testaverde	Elmont, N.Y.
1985	Vinny Testaverde	Elmont, N.Y.
1984	Bernie Kosar	Boardman, Ohio
1983	Bernie Kosar	Boardman, Ohio
1982	Mark Richt	Boca Raton
1981	Jim Kelly	East Brady, Pa.
1980	Jim Kelly	East Brady, Pa.
1979	Mike Rodrigue	Tallahassee
1978	Kenny McMillian	DeLand
1977	Kenny McMillian	DeLand
	E.J. Baker	Lakeland
1976	E.J. Baker	Lakeland
1975	E.J. Baker	Lakeland
1974	Kary Baker	Miami

Miami ON THE BIG STAGE

► The Hurricanes come right out of the gate in 2009, playing each of their first two games in Primetime on ESPN. Miami opened its season Labor Day night in Tallahassee with a 38-34 win over No. 18 Florida State, 10 days before beating No. 14 Georgia Tech, 33-17, in primetime on Thursday, Sept. 17.
 ► The 'Canes third game of the season (at Virginia Tech – Sept. 26) will be carried by ABC or ESPN while their fourth game (vs. Oklahoma – Oct. 3) is slated for ABC at either 3:30 or 8 p.m.

'Canes AT LAND SHARK

► Miami is 8-2 all-time in Land Shark Stadium, going 3-0 in bowl games, 4-2 last season and 1-0 this year
 ► The 'Canes won the 1996 Carquest Bowl over Virginia, the 1998 Micron PC Bowl over NC State and the 2003 Orange Bowl over Florida State before beating Charleston Southern, UCF, Wake Forest and Virginia Tech in the team's inaugural season at its home stadium. Miami opened Land Shark in 2009 with a 33-17 win over Georgia Tech last week.

Miami VS. AP-RANKED TEAMS

► Miami has won 26 of its last 41 games against ranked teams, dating back to the 2000 season.
 ► Miami is 87-113-1 vs. AP-ranked teams since its first game against a ranked opponent in No. 18 Alabama in 1941.
 ► Miami is 39-57 vs. AP top-10 teams since playing No. 6 Alabama in 1947.
 ► Miami is 22-33 against AP top-5 teams since playing No. 3 Maryland in 1953.
 ► Miami's victory over No. 1 Florida State on Oct. 7, 2000, extended UM's record to 10-7 against No. 1-ranked teams. Of those 16 meetings with No. 1, six of the past eight have been against FSU.

Miami VS. RANKED OPPONENTS SINCE 1990

► Since 1990, Miami has registered a 47-37 mark against Associated Press ranked teams and a 125-16 record against unranked opponents. Miami's loss to North Carolina in 2004 marked the first loss to an unranked team since losing to East Carolina in 1999, a span of 65 games.

Running FOR RECORDS

Here is a quick look at some individual UM career rushing records to watch out for during the 2009 season:
 ► With 11 carries in Miami's season-opening win at Florida State, senior running back Javarris James moved into sole possession of seventh place on the program's all-time rushing attempts list. James now has 427 career attempts, and has already passed Tyrone Moss (412 attempts from 2003-06) this season. With 14 more attempts, James will pass Clinton Portis (440 attempts from 1999-01) for sixth place and with 48 more attempts, he would move into sole possession of third place behind only Ottis Anderson (691) and James Jackson (541).
 ► Both Javarris James (1,778) and Graig Cooper (1,647) have a chance to move into the all-time Top 10 in rushing yards (Alonzo Highsmith is currently 10th with 1,914 career yards). James needs 437 rushing yards and Cooper needs 568 to move into sole possession of fifth place on the program's rushing list.

MIAMI'S CURRENT TOP 5 CAREER RUSHING LEADERS

1. Ottis Anderson	3,331
2. Edgerrin James	2,960
3. James Jackson	2,953
4. Clinton Portis	2,523
5. Danyell Ferguson	2,214

► Graig Cooper also ranks in a tie for ninth all-time with five career 100-yard games. (Javarris James ranks 12th with four).

Other RECORDS TO WATCH

► Jason Fox has started 38 games in his career. He could tie William Joseph for a UM record 50 career starts if the 'Canes play in the ACC Championship game and a bowl game and Fox starts all 14 games. (Ed Reed is second on the list with 48 career starts).
 ► Matt Bosher is 6th all-time in consecutive PATs (49) and 10th in FGs made (20) and points scored by a kicker (109).

The TOUGH BIG FOUR TO OPEN

► The University of Miami's first four games of the 2009 season are against four ranked opponents in Florida State, Georgia Tech, Virginia Tech and Oklahoma. Those teams were all ranked in the final polls last year and had a combined 2008 record of 40-14. This week, three of the four are ranked with Virginia Tech and Oklahoma inside the Top 15.
 ► Not only are Miami's first three games against ACC schools, but it's against the top three ACC teams going into the season as predicted by the Atlantic Coast Conference media. (Florida State 1st in Atlantic, Virginia Tech 1st in Coastal and Georgia Tech 2nd in Coastal).
 ► If that's not difficult enough, the University of Miami opens up nonconference play with Oklahoma - the National Championship runner-up to Florida last year.

The NORTHWESTERN SEVEN

▶ Last season's freshman class included seven players from Northwestern High School in Miami.

Here is a look at how each fared their first season at Miami in 2008:

QB JACORY HARRIS

▶ Played in all 13 games, starting two; Threw for 1,195 yards and 12 touchdowns; also ran for 101 yards

LB SEAN SPENCE

▶ Earned numerous Freshman All-America honors; Named ACC Defensive Rookie of the Year; Recorded 65 tackles

WR ALDARIUS JOHNSON

▶ Led the 'Canes in catches (31) and receiving yards (332); Caught eight passes for 84 yards and a TD at Duke

DT MARCUS FORSTON

▶ Earned numerous Freshman All-America honors; Had 4.5 tackles for a loss, including three sacks

WR TOMMY STREETER

▶ Sat out the 2008 season with a wrist injury

WR KENDAL THOMPSON

▶ Played in the first two games before an injury forced him to miss the remainder of the season.

OL BEN JONES

▶ Redshirted; Participated on the scout team

Torretta HONORED FOR HALL INDUCTION

▶ Former Hurricane great Gino Torretta was honored last Thursday at halftime of the Miami-Georgia Tech game after it was announced on April 30 that he will be inducted into the College Football Hall of Fame. Archie Manning – the chairman of The National Football Foundation and College Hall of Fame – announced that Torretta would join 15 fellow First Team All-America players and two legendary coaches in the College Football Hall of Fame Class of 2009.

▶ He will be inducted in the Hall of Fame on Dec. 8 in New York City and officially enshrined at the Hall in South Bend, Ind., during ceremonies in the summer of 2010. Joining Torretta in the class is an impressive group of college football names, including Notre Dame wide receiver Tim Brown, Ohio State linebacker Chris Spielman and legendary coaches John Robinson and Dick McPherson.

▶ With the announcement, he became just the fourth Hurricane player to be selected for induction in the Hall, joining Bennie Blades (2006), Don Bosseler (1990) and Ted Hendricks (1987) in prestigious company.

Game TIME SET FOR FAMU

▶ Miami has announced its home game with Florida A&M on Oct. 10 will kick off at 7 p.m. The game will mark the Hurricanes third home game and just its second against a non-conference opponent this season.

▶ In addition to its halftime performance, the Florida A&M Marching 100 band will perform a 15-minute concert on the field at Land Shark Stadium after the game has ended.

Testaverde NAMED TO ACC'S 2009 LEGENDS CLASS

▶ Former quarterback Vinny Testaverde has been named by the Atlantic Coast Conference as the University of Miami's representative in its Class of 2009 Dr Pepper Football Championship Game Legends. Testaverde, a Ring of Honor and Hall of Fame member at UM, headlines the 12-member group announced by the league on Wednesday that also includes former Florida State quarterback Chris Weinke and one of the winningest head coaches in league history in Clemson's Danny Ford.

▶ The Legends will be honored at this year's Dr Pepper ACC Football Championship Game weekend. They will appear at the ACC Coaches and Awards Luncheon at noon on Friday, Dec. 4, and will be honored at the "ACC Night of Legends" held at the Grand Hyatt Tampa Bay on Friday evening. They will also be recognized during pre-game ceremonies at Raymond James Stadium for the 5th Annual Dr Pepper ACC Football Championship, which has an 8 p.m. kickoff on Dec. 5 and will be nationally televised by ESPN.

Jacory GETTING EARLY HEISMAN ATTENTION

▶ After his 270-yard, three touchdown performance against Georgia Tech last week, Jacory Harris moved up to 4th in ESPN's Heisman Watch list for the 2009 season, trailing only Tim Tebow of Florida, Jahvid Best of Cal and Colt McCoy of Texas.

ESPN Experts' Poll

Name	Position	School	Year	1st	2nd	3rd	4th	5th	Total
Tim Tebow	QB	Florida	Sr.	9	4	0	1	1	64
Jahvid Best	RB	Cal	Jr.	6	4	3	2	0	59
Colt McCoy	QB	Texas	Sr.	0	2	10	2	1	43
Jacory Harris	QB	MIAMI	Soph.	0	4	1	5	4	34
Case Keenum	QB	Houston	Jr.	0	0	0	3	1	7
Eric Berry	S	Tennessee	Jr.	0	1	0	0	2	6
Dez Bryant	WR	Oklahoma State	Jr.	0	0	1	0	0	3
Jimmy Clausen	QB	Notre Dame	Jr.	0	0	1	0	1	4
Tony Pike	QB	Cincinnati	Sr.	0	0	0	0	3	3

ESPN Experts: Brian Bennett, Beano Cook, Rece Davis, Heather Dinich, Brad Edwards, Bruce Feldman, Pat Forde, Tim Griffin, Chris Low, Ivan Maisel, Todd McShay, Ted Miller, Adam Rittenberg, Mark Schlabach and Graham Watson

Other Heisman attention for Jacory Harris around nation:

SI.com's Gene Mendez	CBSSports.com's Dennis Dodd	Sporting News' Matt Hayes/Derek Samson
1. Jahvid Best (Cal)	1. Tim Tebow (Florida)	1. Tim Tebow (Florida)
2. Tim Tebow (Florida)	2. JACORY HARRIS (MIAMI)	2. Colt McCoy (Texas)
3. JACORY HARRIS (MIAMI)	3. Eric Berry (Tennessee)	3. Jahvid Best (Cal)
4. Jimmy Clausen (Notre Dame)	4. Jahvid Best (California)	4. JACORY HARRIS (MIAMI)
5. Colt McCoy (Texas)	5. Jimmy Clausen (Notre Dame)	5. Case Keenum (Houston)

Coop AND BABY J

- ▶ So much of Miami's success offensively comes from the running back tandem of junior Graig Cooper and senior Javaris James. In the rushing duo's time together at UM, the Hurricanes have a 7-2 record when the two combine to get at least 25 carries, and a 4-9 record when they both play and are under the 25-carry mark.
- ▶ In 2007, reaching this mark was extremely important to the team's success as all five of UM's victories came when the two combined to reach the 25-carry mark.
- ▶ Last year, James missed the better part of five games with a high ankle sprain, and the only time the pair combined for more than 25 carries the 'Canes won at Virginia when Cooper and James ran 33 times for 186 yards.
- ▶ Last week against Georgia Tech, the pair combined for 31 carries and 165 yards and averaged 5.3 yards per carry against the Yellow Jackets.

ACC HONORS FOR JACORY AND BRANDON

- ▶ Miami quarterback Jacory Harris and defensive back Brandon Harris were selected Atlantic Coast Conference football players of the week for the weekend of Sept. 3-7.
- ▶ Jacory Harris earned ACC Offensive Back of the Week honors after throwing for a career-high 386 yards and two touchdowns on 21-of-34 passing in Miami's 38-34 win over No. 18 Florida State in Tallahassee.
- ▶ Brandon Harris was selected ACC Defensive Back of the Week after tallying a game- and career-high nine tackles (three solo) and breaking up two passes against Florida State.
- ▶ Jacory repeated as ACC Player of the week against this past week after his performance against Georgia Tech, going 20-for-25 for 270 yards and three touchdowns.

Big BAILEY INSIDE

- ▶ First a linebacker, a year later, a defensive end, now, at 6-4 and nearly 300 pounds, junior Allen Bailey has made the move to defensive tackle in 2009. Bailey, who led the 'Canes with five sacks in 2008, played mostly on special teams as a freshman linebacker in 2007 before moving to defensive end last season, becoming the team's sack leader. In the opener at FSU, Bailey was back to business, recording one of Miami's two sacks.

Two SPORT STAR

- ▶ With five national championships and decades of success on the gridiron, football players at "The U" are usually the most recognizable athletes. However, one of the most recognizable names on the 2009 roster is former UM basketball player Jimmy Graham.
- ▶ Graham, who is among the program's all-time Top 10 in career blocks, opted to join the football team in lieu of pursuing a professional basketball career after his basketball eligibility expired at the conclusion of the 2008-09.
- ▶ He played in each of Miami's first two games this season and his first career catch resulted in a touchdown when quarterback Jacory Harris connected with him on a 14-yard pass up the middle in the 'Canes victory over Georgia Tech last week.
- ▶ At 6-8, Graham is the second-tallest player on the UM football team (reserve offensive lineman Ian Symonette stands at 6-9).
- ▶ He is one of four former college basketball players making the switch to the gridiron in 2009 - Arizona forward-turned-Houston tight end Fendi Onobu, Michigan point guard-turned-slot receiver Kelvin Grady and Duke point guard-turned Syracuse quarterback Greg Paulus.

Shields SHIFTING GEARS

- ▶ After three seasons as a wide receiver, veteran Sam Shields has made the move over to cornerback for his senior season.
- ▶ Shields, who had just 470 receiving yards combined the last two seasons after tallying 501 yards as a freshman, is UM's fastest player (4.2 40-yard dash) and has instantly added another dimension to the UM secondary.
- ▶ Through the season's first two games, Shields ranks fifth on the team with 10 tackles and has one pass defended.

All-Purpose YARDS RETURN

- ▶ Miami returns nine of its top 10 players in terms of all-purpose yards gained in 2008, with only Kayne Farquharson (280 yards) not back this season.
- ▶ Graig Cooper (1,133) led the team in all-purpose yards in '08.
- ▶ Travis Benjamin (1,012) ranked second on the team in all-purpose yards. It marked the second time a UM freshman recorded at least 1,000 all-purpose yards in the last three seasons, after Javaris James tallied 1,002 yards as a freshman in 2006.
- ▶ Javaris James (404), Thearon Collier (359), Aldarius Johnson (332), Dedrick Epps (304) and Brandon Harris (299) ranked 3rd through 7th.
- ▶ After Farquharson, LaRon Byrd (228) and Sam Shields (159) ranked 9th and 10th respectively.
- ▶ In Miami's 2009 opener against FSU, Graig Cooper and Travis Benjamin continued to dominate the team's all-purpose yardage, accounting for over half (372 of 664) of the Hurricanes' all-purpose yardage. Cooper led the team with 232 yards - including 177 on kick-returns - while Benjamin had 140, 128 of which came through the air.
- ▶ Through two games, Cooper has 418 all-purpose yards, followed by Benjamin (214), Javaris James (155) and Leonard Hankerson (107).

FOX ON SPORTING NEWS TODAY

- ▶ University of Miami offensive tackle Jason Fox is among 18 college football stars writing weekly diaries throughout the season in Sporting News Today, the world's first digital daily sports newspaper.
- ▶ The diaries, which will cover topics on the field and off it, began a week before the season-opener at FSU. To sign up for the free digital newspaper, which is no fewer than 30 pages a day, go to sportingnewstoday.com. At 7 a.m. ET each day, subscribers are sent an e-mail directing them to that day's edition.

Red ZONE RESULTS

- ▶ The Hurricanes had an impressive success rate of 93.6-percent (44-for-47) when reaching the red zone in 2008 and are off to a good start in 2009, going 4-for-4 at FSU and 4-for-6 last week against Georgia Tech.
- ▶ The 93.6-percent rate in 2008 led the Atlantic Coast Conference (NC State was 2nd - 90.9, FSU was 3rd - 90.6) while the 'Canes currently rank ninth in the ACC in 2009 with an 80-percent conversion rate (8-for-10).
- ▶ The 'Canes scored 29 touchdowns (15 rush, 14 pass) and kicked 15 field goals when reaching the end zone last year. In Tallahassee last week, Miami scored three touchdowns and kicked one field goal in its four red zone appearances.

Fourth DOWN FORTUNE

- ▶ One of the team's strengths in 2008 was its success rate on both sides of the ball on fourth down.
- ▶ Offensively, UM led the ACC and ranked 13th nationally in converting 68.4 percent of its fourth down attempts. On the defensive side, the 'Canes ranked fourth in the ACC and 23rd nationally with a 38.1 percent success rate on fourth down.
- ▶ This year, Miami converted its only attempt against FSU while the 'Canes defense has stopped 2-of-3 attempts by its opponents thus far.

Old WISE MEN

- ▶ Safety Randy Phillips and defensive end Eric Moncur return in 2009 as the senior citizens of the Hurricanes' defense. Moncur came to UM in 2004 and redshirted that season before Phillips joined him on the field in 2005.
- ▶ This season, Randy Phillips ranked fourth on the team with 11 tackles and recorded his sixth career interception in the opener at FSU.
- ▶ Moncur made his 2009 debut last week against Georgia Tech, recording three tackles in his first game in nearly a year.
- ▶ The pair has combined to play in 73 games in their careers, with Moncur (37 games) playing in one more than Phillips (36).

Butkus BOYS

- ▶ Senior Darryl Sharpton and sophomore Sean Spence were named to the initial watch list for the 2009 Dick Butkus Award, given annually to the nation's top linebacker.
- ▶ Eight Atlantic Coast Conference linebackers were among the 35 selected to the list while Miami was one of eight schools nationally with two players represented on the list, along with Penn State, Georgia, USC, Alabama, Oklahoma, North Carolina and Iowa.
- ▶ Spence was named 2008 ACC Defensive Rookie of the Year last season while Sharpton returns after starting 10 of 13 games a season ago.
- ▶ This year, Sharpton is third on the team with 12 tackles while Spence has five - including two for a loss.

Bosher NAMED TO GROZA WATCH LIST

- ▶ Junior Matt Bosher was named to the preseason watch list for the Lou Groza Award, given annually to the nation's top collegiate kicker.
- ▶ Nine 2008 semifinalists – including Bosher – are named to the list. As a sophomore in 2008, Bosher earned second team All-ACC honors as a kicker and punter and also was awarded Miami's Jack Harding Award, given to the team's most valuable player.
- ▶ Bosher led Miami with 94 points in 2008, connecting on 18-of-20 field goal attempts and 40-of-40 PAT's.

Best BEHAVIOR

- ▶ Through head coach Randy Shannon's first 27 games at the helm of the University of Miami football program, the statistics have shown a drastic change in the Hurricanes' discipline on the field. The last two seasons, the Hurricanes were close to even when it came to penalty differential. The last time the Hurricanes finished the season with fewer penalty yards than their opponents was 1994, when UM was penalized for 775 yards compared to 807 for its opponents.

PENALTY YARDAGE

YEAR	MIAMI	OPPONENTS	+/-
2009	148	79	+69
2008	605	537	+68
2007	622	611	+11
2006	805	507	+298
2005	841	626	+215
2004	736	584	+152
2003	1,027	766	+261
2002	1,055	517	+538
2001	944	687	+257
2000	887	609	+278
1999	783	544	+239
1998	822	670	+152
1997	820	661	+159
1996	675	384	+291
1995	739	722	+17
1994	775	807	-32

Mighty MARCUS

- ▶ After recording just nine total tackles and 2.0 tackles for a loss in UM's first nine games last season, defensive end Marcus Robinson came alive in the 'Canes last four contests, recording team-highs in solo tackles (19), total tackles (26), tackles for a loss (7.0) and sacks (4.0) over that span.
- ▶ Over the last four games of last season (vs. Virginia Tech, at Georgia Tech, at NC State, vs. California), Robinson averaged 6.5 tackles, 1.75 tackles for a loss and one sack per contest.

Tackles

2008	Solo-Assists-Total	TFL-yards	Sacks-yards	QBH
First nine games	5-4-9	2.0-7	0-0	1
Last four games	19-7-26	7.0-30	4.0-24	2

Hurricanes IN THE ACC IN 2009

- ▶ The following is a list of where UM ranked as a team and individually in the Atlantic Coast Conference this season:

Team	Rank	Player	Rank
Scoring Offense	3rd (35.5)	Jacory Harris	
Scoring Defense	8th (25.5)	Passing Avg./Game	1st (328.0)
Pass Offense	1st (328.0)	Passing Efficiency	1st (184.1)
Pass Defense	9th (213.5)	Total Offense	1st (326.5)
Rush Offense	8th (137.0)	Passing Touchdowns	t-3rd (5)
Rush Defense	5th (102.5)	Graig Cooper	
Total Offense	1st (465.0)	Rushing	8th (62.0)
Total Defense	5th (316.0)	Scoring (TDs)	t-6th (12.0)
Kickoff Coverage	2nd (36.2)	Kick Return Avg.	3rd (34.0)
Kickoff Returns	1st (30.0)	All-Purpose	3rd (209.0)
Pass Efficiency	1st (184.1)	Travis Benjamin	
Punting	10th (33.2)	Receiving Yards/Game	3rd (78.5)
Punt Return Avg.	10th (5.2)	Punt Return Avg.	8th (7.0)
Time of Possession	4th (31:05)	All-Purpose Yards	9th (107.0)
Turnover Margin	t-6th (0.00)	Matt Bosher	
First Downs	11th (43)	Scoring	8th (7.5)
Opponent 1st Downs	t-1st (33)	Scoring (Kick)	3rd (7.5)
Sacks By	9th (4)	Punting	6th (41.2)
Sacks Against	1st (1)	Field Goals/Game	t-6th (1.00)
Penalties	12th (74.0)	Field Goal Pct.	9th (50.0)
Opponent Penalties	10th (39.5)	PAT Kick Pct.	t-1st (100.0)
Pass Def. Efficiency	9th (131.7)	Brandon Harris	
3rd Down Conv.	3rd (50.0)	Tackles	20th (6.5)
Opp. 3rd Down Conv.	11th (41.4)	Passes Defended	1st (2.50)
4th Down Conv.	t-1st (100.0)	Leonard Hankerson	
Opp. 4th Down Conv.	t-3rd (33.3)	Receiving Yards/Game	9th (53.5)
Field Goals	t-10th (.500)	Olivier Vernon	
PAT Kicking	t-1st (1.000)	Tackles for Loss	6th (1.75)
Red Zone Offense	9th (80.0)	Marcus Robinson	
Red Zone Defense	t-2nd (66.7)	Fumbles Forced	2nd (0.5)
		Josh Holmes	
		Fumbles Recovered	4th (0.50)
		Randy Phillips	
		Interceptions	8th (0.5)

Recapping THE SPRING GAME

- ▶ Damien Berry carried 14 times for 114 yards including a 54-yard TD run and Jacory Harris completed 9-of-16 passes for 141 yards as the UM offense shined in a 52-3 win over the defense at Lockhart Stadium on March 28 in the annual UM Spring game.
- ▶ Miami's offense racked up 406 total yards on 71 total plays while scoring 52 points in a scoring system put together by the coaching staff. The offense scored six points on a touchdown, three points on a field goal, one point on a PAT, one point for crossing the 50-yard line and one point for every first down.
- ▶ UM's defense was able to score six points for any defensive touchdown, two points for a fumble, two points for an INT and one point for a three-and-out. The defense scored its three points on an INT by safety Randy Phillips and one point for a three-and-out.
- ▶ Thearon Collier led all receivers with 65 yards on five receptions including a 26-yard long. Kendal Thompkins caught two passes for 45 yards while LaRon Byrd had 43 yards on two receptions.

2009 'CANES ON NATIONAL PRESEASON LISTS

► Hurricane players have been getting some preseason accolades. Take a look at how some analysts feel about some of the 'Canes in 2009:

SEAN SPENCE

- Butkus Award Watch List
- Rivals.com National No. 17 Linebacker
- Herbie Award (ESPN): No. 5 Best Outside Linebacker
- Phil Steele All-ACC Second Team Linebacker
- College Football News All-ACC Second Team Linebacker
- College Football News No. 27 Top ACC Player

MATT BOSHER

- Groza Award Watch List
- Preseason All-ACC Selection
- Phil Steele All-ACC First Team Kicker
- Phil Steele All-ACC Third Team Punter
- College Football News All-ACC First Team Kicker
- College Football News Honorable Mention All-American Kicker

JASON FOX

- Preseason All-ACC Selection
- Rivals.com National No. 20 Offensive Tackle
- Phil Steele All-ACC First Team Offensive Tackle
- College Football News National No. 21 Offensive Tackle

ALDARIUS JOHNSON

- Phil Steele All-ACC First Team Wide Receiver
- College Football News All-ACC First Team Wide Receiver
- College Football News No. 28 Top ACC Player
- College Football News National No. 20 Wide Receiver

GRAIG COOPER

- Phil Steele All-ACC Fourth Team Running Back
- College Football News All-ACC Second Team Running Back
- College Football News No. 18 Top ACC Player

TRAVIS BENJAMIN

- Phil Steele All-ACC First Team Punt Returner
- College Football News All-ACC First Team Punt Returner

ERIC MONCUR

- Phil Steele All-ACC Fourth Team Defensive End
- College Football News All-ACC Second Team Defensive End

DARRYL SHARPTON

- Butkus Award Watch List

RYAN HILL

- Phil Steele All-ACC Fourth Team Strong Safety

COLIN MCCARTHY

- Phil Steele All-ACC Third Team Linebacker

MARCUS FORSTON

- Phil Steele All-ACC Second Team Defensive Tackle

JACORY HARRIS

- Herbie Award (ESPN): No. 5 Top First-Year QB Starters

ORLANDO FRANKLIN

- Phil Steele All-ACC Second Team Offensive Guard

Miami THIRD NATIONALLY IN SCORES BY RETURNS

► Since the turn of the century, Virginia Tech and Kansas State are the only two schools that have scored more touchdowns than Miami on various returns. Here's the list:

Most Touchdowns Via Returns Since 2000

School	00	01	02	03	04	05	06	07	08	09	Bwls	Tot.
Virginia Tech	6	7	7	10	6	6	5	8	5	2	3	65
Kansas State	5	2	12	5	5	5	9	7	9	0	1	61
Miami	13	11	6	10	8	3	1	2	3	0	3	60
Texas	6	6	7	9	2	7	8	4	4	2	3	58
Fresno State	5	3	5	4	6	7	3	3	8	1	3	48
Florida State	4	5	6	6	3	4	3	4	4	2	7	48
NC State	2	4	9	10	5	2	4	3	3	0	1	43
Nebraska	7	5	6	4	4	4	0	3	4	0	3	40
Colorado	4	7	7	1	6	3	1	3	3	0	4	39
East Carolina	5	4	5	4	3	0	4	2	6	0	3	36
Notre Dame	6	4	9	1	1	5	4	3	2	0	1	36
Texas Tech	7	8	5	3	2	3	2	1	3	0	2	36
Wake Forest	2	2	3	6	5	3	2	10	3	0	0	36

Coordinators ON TAP

► Randy Shannon's 2009 staff has two new assistant coaches – assistant head coach Mark Whipple and defensive coordinator John Lovett.

► **Mark Whipple, Assistant Head Coach/Quarterbacks/Offensive Coordinator** - Whipple is a veteran of 27 seasons as a coach on both the collegiate and professional levels.

Whipple spent the 2008 season as an offensive assistant coach with the Philadelphia Eagles helping the team to an appearance in the NFC championship game. Before joining the Eagles, he served as the quarterbacks coach of the Pittsburgh Steelers from 2004-06 where he was instrumental in the development of Ben Roethlisberger, who became the youngest starting quarterback to win a Super Bowl. In 2004, Roethlisberger became the first NFL quarterback to finish a season undefeated with a 13-0 record in games he started. Prior to his move to the NFL, Whipple coached 16 seasons as a head coach at the collegiate level compiling an overall record of 121-59 (.672) at stops at the University of Massachusetts, Brown and New Haven.

While at UMass, he posted a 49-26 (.653) record in six years (1998-2003) leading the Minutemen to a Division I-AA National Championship in his first season with the team in 1998. He also won a pair of conference championships. His 1998 national championship team finished with a school record in wins finishing the season 12-3. He was named National Coach of the Year by the American Football Coaches Association and Don Hansen's National Weekly Football Gazette in 1998 and earned Atlantic 10 Coach of the Year honors in 2003. He posted five winning seasons in only six years as head coach. He coached nine different players who won first team All-America honors.

► **John Lovett, Defensive Coordinator**– Lovett has 18 years of experience as a defensive coordinator with stops at Clemson, Auburn and Mississippi, Lovett inherits a unit that returns 15 players with starting experience, including three Freshman All-Americans. Lovett spent the last two seasons as the special teams coordinator and a defensive assistant at North Carolina, where the kickoff coverage unit ranked among the nation's top 15 and the Tar Heels blocked six kicks in 2008. He coached the NCAA all-time leader in combined kick return yards in Brandon Tate. Tate also established the ACC career mark for kickoff return yards. Kicker Connor Barth set the school career mark for field goals.

Prior to going to North Carolina, Lovett was the defensive coordinator at Bowling Green from 2005-06. In addition to coordinating the defense at Bowling Green, Lovett coached linebackers in 2005 and defensive backs in 2006. In his first year with the Falcons, Lovett's defense ranked 20th in the country in turnover margin. Lovett served as the defensive coordinator at Clemson from 2002-04 and helped develop one of the ACC's top defenses. In 2004, Clemson was 11th in the nation in pass defense efficiency (103.4) and 26th in total defense (327.3). In 2003, his defense allowed just 19.2 points per game as Clemson finished the year with nine wins and a top 25 national ranking.

‘Canes IN THE NFL IN WEEK TWO

► Tune into nearly any NFL game on a Sunday or Monday, and you’re likely to see several former Hurricanes excelling at the next level. No school in the country has as many former players in the NFL than the University of Miami, and that is evident by the number of current Pro Bowl players and Super Bowl champions that hail from “The U”. The following list is the top performances by former Hurricanes this past weekend in the NFL:

1. Frank Gore - San Francisco 49ers RB (vs. Seattle)

► Scored two TDs for the second straight week and racked up 207 rushing yards on 16 carries

2. Kenny Phillips – New York Giants S (at Dallas)

► Recorded two interceptions and tied for a team-high seven tackles (five solo, two assisted)

3. Andre Johnson - Houston Texans WR (at Tennessee)

► Scored two TDs and caught 10 balls for 149 yards in road win over the Titans

4. Ray Lewis - Baltimore Ravens LB (at San Diego)

► Had 12 tackles (10 solo), a forced fumble and the game-clinching stop on a 4th-and-2 attempt

5. Willis McGahee – Baltimore Ravens Running Back (at San Diego)

► Scored two TDs for the second straight week and had 79 rushing yards on 15 carries

6. Eric Winston, Chris Myers & Rashad Butler - Houston Texans OL (at Tennessee)

► Trio of ‘Canes did not allow a sack as QB Matt Schaub throws for 357 yards and four TDs

7. Bruce Johnson – New York Giants CB (at Dallas)

► Recorded his first career interception and returned it 34 yards for a touchdown

8. Antrel Rolle – Arizona Cardinals DB (at Jacksonville)

► Had three tackles; Returned a blocked field goal and returned it 83 yards for a TD

9. Calais Campbell - Arizona Cardinals DE (at Jacksonville)

► Blocked a field goal that fellow ‘Cane Antrel Rolle returned 83 yards for a touchdown

10. Kellen Winslow – Tampa Bay Buccaneers TE (at Buffalo)

► Finished with 90 yards on seven receptions in loss to the Bills

11. Clinton Portis – Washington Redskins RB (vs. St. Louis)

► Carried 19 times for 79 yards in a home win against the Rams

12. Jeff Feagles – New York Giants P (at Dallas)

► Three of his five punts at Dallas were downed inside the 20

13. Jonathan Vilma – New Orleans Saints LB (at Philadelphia)

► Had seven total tackles (five solo, two assisted) in win at Philadelphia

14. Vince Wilfork – New England Patriots DT (at NY Jets)

► Had six tackles (all solo) in loss to Jets

15. Rocky McIntosh – Washington Redskins LB (vs. St. Louis)

► Recorded five tackles (four solo) in home win over the Rams

A FEW OTHER HURRICANES HAD STRONG WEEK 2 PERFORMANCES INCLUDING:

► Buccaneers cornerback Phillip Buchanon (five tackles, four solo), Broncos linebacker D.J. Williams (five solo tackles, one pass defended) and Bears tight end Greg Olsen (three receptions, 41 yards).

‘Canes IN THE PRO BOWL

► Seven former University of Miami football players were named to the 2009 NFL Pro Bowl, easily the highest representation for any school in the nation. The list included:

WR	Andre Johnson	Houston Texans
WR	Reggie Wayne	Indianapolis Colts
RB	Clinton Portis	Washington Redskins
LB	Ray Lewis	Baltimore Ravens
LB	Jon Beason	Carolina Panthers
S	Ed Reed	Baltimore Ravens
P	Jeff Feagles	New York Giants

► With seven Pro Bowl players, Miami had as many or more than the representation of three entire BCS-conferences. UM’s seven former players tied the entire Big 10 Conference (7) while it led the total produced by both the Pac-10 (6) and the Big East (4).

► The Atlantic Coast Conference topped all leagues with 20 representatives from current ACC schools. The Southeastern Conference was second with 13 former players selected.

‘Canes AND THE LEAGUE

► The University of Miami had 46 players on NFL rosters in 2008 - easily the most of any college football program in the country. There were eight more Hurricanes in the NFL than any other school, with Florida State ranking second with 37 and Georgia, Michigan and Ohio State in a tie for third with 36. Here is a list of schools which had at least 30 former players on NFL rosters last year:

School	Total
Miami	46
Florida State	37
Georgia	36
Michigan	36
Ohio State	36
LSU	35
Tennessee	34
Texas	34
USC	32
Florida	30

► Miami currently has 39 players on teams as of the second week of the 2009 NFL season. Take a look at the former Hurricanes currently in the NFL.

ARIZONA CARDINALS

Calais Campbell	DL
Antrel Rolle	DB

ATLANTA FALCONS

Spencer Adkins	LB
Brett Romberg	OL

BUFFALO BILLS

Roscoe Parrish	WR
----------------	----

BALTIMORE RAVENS

Tavares Gooden	LB
Ray Lewis	LB
Willis McGahee	RB
Ed Reed	S

CAROLINA PANTHERS

Jon Beason	LB
Damione Lewis	DL

CHICAGO BEARS

Devin Hester	WR/PR
Greg Olsen	TE

DENVER BRONCOS

D.J. Williams	LB
---------------	----

DETROIT LIONS

Phillip Buchanon	DB
------------------	----

HOUSTON TEXANS

Rashad Butler	OL
Andre Johnson	WR
Chris Myers	OL
Eric Winston	OL

INDIANAPOLIS COLTS

Reggie Wayne	WR
--------------	----

MIAMI DOLPHINS

Vernon Carey	OL
--------------	----

MINNESOTA VIKINGS

Bryant McKinnie	OL
-----------------	----

NEW ENGLAND PATRIOTS

Brandon Meriweather	S
Vince Wilfork	DL

NEW ORLEANS SAINTS

Jeremy Shockey	TE
Jonathan Vilma	LB

NEW YORK GIANTS

Jeff Feagles	P
Bruce Johnson	DB
Sinorice Moss	WR
Kenny Phillips	S

PHILADELPHIA EAGLES

Antonio Dixon	DL
---------------	----

SAN FRANCISCO 49ERS

Frank Gore	RB
------------	----

SEATTLE SEAHAWKS

Edgerrin James	RB
Kelly Jennings	DB

TAMPA BAY BUCCANEERS

Kellen Winslow	TE
----------------	----

WASHINGTON REDSKINS

Antonio Dixon	DL
Rocky McIntosh	LB
Santana Moss	WR
Clinton Portis	RB

(Updated as of Sept. 21, 2009)

2009 ALPHABETICAL ROSTER

No.	Name	Class	Pos.	Ht.	Wt.	Hometown/High School/College
26	Ray-Ray Armstrong	Fr.	DB	6-4	220	Sanford, Fla./Seminole
57	Allen Bailey	Jr.	DL	6-4	288	Sapelo, Ga./McIntosh County Academy
3	Travis Benjamin	Soph.	WR	5-10	175	Belle Glade, Fla./Glades Central
20	Damien Berry	Jr.	RB	5-11	217	Belle Glade, Fla./Glades Central
25	Matt Bosher	Jr.	P/PK	6-0	205	Jupiter, Fla./Jupiter
11	Arthur Brown	Soph.	LB	6-2	220	Wichita, Kan./Wichita East
45	Ramon Buchanan	Soph.	LB	6-1	215	Melbourne, Fla./Palm Bay
47	LaRon Byrd	Soph.	WR	6-4	215	Hahnville, La./Hahnville
87	Jake Byrne	Sr.	TE/LS	6-4	215	Miami, Fla./Gulliver Prep
43	John Calhoun	Soph.	FB	6-3	255	Micco, Fla./Sebastian River
47	Jared Campbell	Jr.	DB	6-0	205	Aurora, Colo./Overland
32	Lee Chambers	Soph.	RB	5-10	192	Coffeerville, Miss./Coffeerville
28	Thearon Collier	Soph.	WR	5-9	192	Miami, Fla./Booker T. Washington
2	Graig Cooper	Jr.	RB	6-0	205	Memphis, Tenn./Melrose/Milford Prep
49	Dyron Dye	Fr.	DL	6-5	240	Sanford, Fla./Seminole
18	Dedrick Epps	Sr.	TE	6-4	253	Richmond, Va./Huguenot
61	Joel Figueroa	Jr.	OL	6-5	330	Miami, Fla./North Miami
99	Marcus Forston	Soph.	DL	6-3	310	Miami, Fla./Northwestern
64	Jason Fox	Sr.	OT	6-7	314	Fort Worth, Texas/North Crowley
74	Orlando Franklin	Jr.	OL	6-7	318	Delray Beach, Fla./Atlantic
58	Jordan Futch	Soph.	LB	6-2	235	Hollywood, Fla./Chaminade Madonna
69	Sean Goldstein	R-Fr.	LB	6-0	225	Dresher, Pa./Chestnut Hill Academy
84	Richard Gordon	Sr.	TE	6-4	265	Miami, Fla./Norland/Milford Prep (N.Y.)
80	Jimmy Graham	Sr.	TE	6-8	260	Goldsboro, N.C./Charis Prep
24	Chavez Grant	Sr.	DB	5-11	183	Miami, Fla./Booker T. Washington
51	Shayon Green	Fr.	LB	6-2	235	Tifton, Ga./Tifton County
66	Harland Gunn	Soph.	OL	6-2	315	Omaha, Neb./Central
85	Leonard Hankerson Jr.	WR	6-3	215	Fort Lauderdale, Fla./St. Thomas Aquinas	
95	Gavin Hardin	R-Fr.	DL	6-4	245	Jackson, Tenn./Central-Merry
1	Brandon Harris	Soph.	DB	5-11	195	Miami, Fla./Booker T. Washington
12	Jacory Harris	Soph.	QB	6-4	190	Miami, Fla./Northwestern
19	A.J. Highsmith	Fr.	QB	6-0	195	Missouri City, Texas/Hightower
30	Patrick Hill	Sr.	FB	5-9	255	Torrance, Calif./Fairfax HS (Calif.)/El Camino C.C.
13	Ryan Hill	Sr.	DB	6-0	205	Tallahassee, Fla./Rickards
92	Josh Holmes	Jr.	DL	6-0	280	San Diego, Calif./Point Loma
34	C.J. Holton	R-Fr.	LB	6-1	215	Crawfordville, Fla./Wakulla
63	Tyler Horn	Soph.	OL	6-4	300	Memphis, Tenn./University
60	Chris Ivory	Soph.	LS	6-2	228	Belleview, Fla./Belleview
5	Javarris James	Sr.	RB	6-0	208	Immokalee, Fla./Immokalee
22	Mike James	Fr.	RB	5-11	220	Hanies City, Fla./Ridge Community
4	Aldarius Johnson	Soph.	WR	6-3	208	Miami, Fla./Northwestern
81	Davon Johnson	Soph.	WR	6-0	192	Miami, Fla./Booker T. Washington
78	Jermaine Johnson	Fr.	OL	6-6	310	Fort Lauderdale, Fla./Hargrave Military
23	Tervaris Johnson	Sr.	TE	6-3	240	Miami, Fla./Monsignor Pace
55	Ben Jones	R-Fr.	OL	6-5	300	Miami, Fla./Northwestern
91	Joe Joseph	Sr.	DL	6-3	304	Orlando, Fla./Oak Ridge
98	Jeremy Lewis	Soph.	DL	6-3	310	West Palm Beach, Fla./Palm Beach Lakes

No.	Name	Class	Pos.	Ht.	Wt.	Hometown/High School/College
44	Colin McCarthy	R-Jr.	LB	6-3	242	Clearwater, Fla./Clearwater Central Catholic
21	Brandon McGee	Fr.	DB	6-0	190	Plantation, Fla./Plantation
27	Lamar Miller	Fr.	RB	5-11	205	Miami, Fla./Killian
94	Eric Moncur	Sr.	DL	6-2	250	Miami, Fla./Carol City
38	Corey Nelms	Jr.	DB	6-1	195	Neptune, N.J./Neptune
29	JoJo Nicolas	Jr.	DB	6-1	200	Homestead, Fla./Homestead Senior
97	Adewale Ojomo	Soph.	DL	6-4	253	Hialeah, Fla./Hialeah
53	Levi Paalua	R-Fr.	LB	6-2	225	Laie, Hawaii/Kahuku
17	Matt Perrelli	Sr.	QB/HO	6-3	240	Jupiter, Fla./Jupiter
6	Randy Phillips	Sr.	DB	6-1	210	Belle Glade, Fla./Glades Central
65	Matt Piphoph	Sr.	OL	6-7	307	LaPorte City, Iowa/Union
82	Stephen Plein	Fr.	TE	6-6	260	Fort Myers, Fla./Fort Myers
96	Curtis Porter	Fr.	DL	6-1	315	Charlotte, N.C./Victory Christian
54	Micanor Regis	Soph.	DL	6-3	300	Pahokee, Fla./Pahokee
15	Jamal Reid	Fr.	DB	6-1	180	Mayo, Fla./Lafayette
36	Kylan Robinson	Jr.	LB	6-1	235	Anchorage, Alaska/Tampa Chamberlain
93	Luther Robinson	Fr.	DL	6-3	292	Fort Pierce, Fla./Westwood
56	Marcus Robinson	Soph.	DL	6-1	237	Homestead, Fla./Homestead
88	Billy Sanders	Fr.	TE	6-4	248	Phoenix, Ariz./Brophy College Preparatory
50	Darryl Sharpton	Sr.	LB	6-0	235	Coral Gables, Fla./Coral Gables
9	Sam Shields	Sr.	DB	6-0	190	Sarasota, Fla./Booker
48	Andrew Smith	Soph.	DL	6-2	245	Coconut Creek, Fla./Monarch
31	Sean Spence	Soph.	LB	6-0	212	Miami, Fla./Northwestern
86	Tommy Streeter	R-Fr.	WR	6-5	209	Miami, Fla./Northwestern
68	Ian Symonette	Jr.	OL	6-9	349	Nassau, Bahamas/St. Pius (Houston)
7	Vaughn Telemaque	R-Fr.	DB	6-2	197	Long Beach, Calif./Long Beach Poly
83	Kendal Thompkins	R-Fr.	WR	5-10	180	Miami, Fla./Northwestern
70	A.J. Trump	Sr.	OL	6-3	300	Clearwater, Fla./Central Catholic
33	Alex Uribe	Sr.	K	6-1	175	Miami, Fla./Gulliver Prep
8	DeMarcus Van Dyke	Jr.	DB	6-1	185	Miami, Fla./Monsignor Pace
35	Olivier Vernon	Fr.	DL	6-3	250	Miami, Fla./American
72	Brandon Washington	Fr.	OL	6-4	330	Miami, Fla./Milford (N.Y.) Academy
90	Steven Wesley	Jr.	DL	6-3	250	Bartow, Fla./Bartow
75	Jared Wheeler	Fr.	OL	6-5	330	Miami, Fla./American Heritage
71	Cory White	Fr.	OL	6-5	260	Orange Park, Fla./Fleming Island
40	Jake Wieclaw	R-Fr.	K	6-2	198	New Lenox, Ill./Lincoln Way Central

Walk-Ons (Duplicate Numbers)

Ben Bruneau	Soph.	WR	6-2	205	Opa-Locka, Fla./UCLA/Monsignor Pace
Nathan Gholston	Soph.	DB	5-7	180	Westland, Mich./Plymouth
Chris Hayes	Sr.	HO/WR	5-9	170	Sarasota, Fla./Out-of-Door Academy
Kris Kimball	Sr.	WR	5-9	195	Flourtown, Pa./Chestnut Hill Academy
Eduardo Lopez	Fr.	OL	6-0	315	Miami, Fla./Southwest Miami
David Thompson	R-Fr.	FB	5-10	245	Miami, Fla./Coral Reef

PRONUNCIATION GUIDE

Matt Bosher	BOSH-er
Ramon Buchanan	ray-mon
LaRon Byrd	luh-RON
Jake Byrne	Bern
Jared Campbell	JAR-ed
Thearon Collier	ther-RON
Graig Cooper	GREG
Dyron Dye	DYE-ron
Dedrick Epps	DEE-drick
Joel Figueroa	Jo-el fig-er-OH-uh
Chavez Grant	CHEV-ez
Shayon Green	SHAY-on
Javarris James	ja-VARR-iss
Davon Johnson	duh-VON

Tervaris Johnson	ter-VARR-iss
Eric Moncur	mahn-KURR
JoJo Nicholas	NICK-o-less
Adewale Ojomo	ad-uh-WALL-ee o-JO-mo
Levi Paalua	PAH-ah-lu-ah
Matt Perrelli	per-RELL-ee
Matt Piphoph	PEE-po
Steven Plein	Pline
Micanor Regis	muh-connor REE-gis
Kylan Robinson	KIE-lin
Ian Symonette	SIM-uh-net
Olivier Vernon	OH-iv-ee-ay
Vaughn Telemaque	TELL-uh-mack
Jake Wieclaw	WHY-claw

2009 NUMERICAL ROSTER

No.	Name	Class	Pos.	Ht.	Wt.	Hometown/High School/College
1	Brandon Harris	Soph.	DB	5-11	195	Miami, Fla./Booker T. Washington
2	Graig Cooper	Jr.	RB	6-0	205	Memphis, Tenn./Melrose/Milford Prep
3	Travis Benjamin	Soph.	WR	5-10	175	Belle Glade, Fla./Glades Central
4	Aldarius Johnson	Soph.	WR	6-3	208	Miami, Fla./Northwestern
5	Javarris James	Sr.	RB	6-0	208	Immokalee, Fla./Immokalee
6	Randy Phillips	Sr.	DB	6-1	210	Belle Glade, Fla./Glades Central
7	Vaughn Telemaque	R-Fr.	DB	6-2	197	Long Beach, Calif./Long Beach Poly
8	DeMarcus Van Dyke	Jr.	DB	6-1	185	Miami, Fla./Monsignor Pace
9	Sam Shields	Sr.	DB	6-0	190	Sarasota, Fla./Booker
11	Arthur Brown	Soph.	LB	6-2	220	Wichita, Kan./Wichita East
12	Jacory Harris	Soph.	QB	6-4	190	Miami, Fla./Northwestern
13	Ryan Hill	Sr.	DB	6-0	205	Tallahassee, Fla./Rickards
15	Jamal Reid	Fr.	DB	6-1	180	Mayo, Fla./Lafayette
17	Matt Perrelli	Sr.	QB/HO	6-3	240	Jupiter, Fla./Jupiter
18	Dedrick Epps	Sr.	TE	6-4	253	Richmond, Va./Huguenot
19	A.J. Highsmith	Fr.	QB	6-0	195	Missouri City, Texas/Hightower
20	Damien Berry	Jr.	RB	5-11	217	Belle Glade, Fla./Glades Central
21	Brandon McGee	Fr.	DB	6-0	190	Plantation, Fla./Plantation
22	Mike James	Fr.	RB	5-11	220	Haines City, Fla./Ridge Community
23	Tervaris Johnson	Sr.	TE	6-3	240	Miami, Fla./Monsignor Pace
24	Chavez Grant	Sr.	DB	5-11	183	Miami, Fla./Booker T. Washington
25	Matt Boshier	Jr.	P/PK	6-0	205	Jupiter, Fla./Jupiter
26	Ray-Ray Armstrong	Fr.	DB	6-4	220	Sanford, Fla./Seminole
27	Lamar Miller	Fr.	RB	5-11	205	Miami, Fla./Killian
28	Thearon Collier	Soph.	WR	5-9	192	Miami, Fla./Booker T. Washington
29	JoJo Nicolas	Jr.	DB	6-1	200	Homestead, Fla./Homestead
30	Patrick Hill	Sr.	FB	5-9	255	Torrance, Calif./Fairfax HS (Calif.)/El Camino C.C.
31	Sean Spence	Soph.	LB	6-0	212	Miami, Fla./Northwestern
32	Lee Chambers	Soph.	RB	5-10	192	Coffeeville, Miss./Coffeeville
33	Alex Uribe	Sr.	K	6-1	175	Miami, Fla./Gulliver Prep
34	C.J. Holton	R-Fr.	LB	6-1	215	Crawfordville, Fla./Wakulla
35	Olivier Vernon	Fr.	DL	6-3	250	Miami, Fla./American
36	Kylan Robinson	Jr.	LB	6-1	235	Anchorage, Alaska/Tampa Chamberlain
37	Jared Campbell	Jr.	DB	6-0	205	Aurora, Colo./Overland
38	Corey Nelms	Jr.	DB	6-1	195	Neptune, N.J./Neptune
40	Jake Wieclaw	R-Fr.	K	6-2	198	New Lenox, Ill./Lincoln Way Central
43	John Calhoun	Soph.	FB	6-3	255	Micco, Fla./Sebastian River
44	Colin McCarthy	R-Jr.	LB	6-3	242	Clearwater, Fla./Clearwater Central Catholic
45	Ramon Buchanan	Soph.	LB	6-1	215	Melbourne, Fla./Palm Bay
47	LaRon Byrd	Soph.	WR	6-4	215	Hahnville, La./Hahnville
48	Andrew Smith	Soph.	DL	6-2	245	Coconut Creek, Fla./Monarch
49	Dyron Dye	Fr.	DL	6-5	240	Sanford, Fla./Seminole
50	Darryl Sharpton	Sr.	LB	6-0	235	Coral Gables, Fla./Coral Gables
51	Shayon Green	Fr.	LB	6-2	235	Tifton, Ga./Tifton County
53	Levi Paalua	R-Fr.	LB	6-2	225	Laie, Hawaii/Kahuku
54	Micanor Regis	Soph.	DL	6-3	300	Pahokee, Fla./Pahokee
55	Ben Jones	R-Fr.	OL	6-5	300	Miami, Fla./Northwestern
56	Marcus Robinson	Soph.	DL	6-1	237	Homestead, Fla./Homestead
57	Allen Bailey	Jr.	DL	6-4	288	Sapelo, Ga./McIntosh County Academy
58	Jordan Futch	Soph.	LB	6-2	235	Hollywood, Fla./Chaminade Madonna

No.	Name	Class	Pos.	Ht.	Wt.	Hometown/High School/College
60	Chris Ivory	Soph.	LS	6-2	228	Bellevue, Fla./Bellevue
61	Joel Figueroa	Jr.	OL	6-5	330	Miami, Fla./North Miami
63	Tyler Horn	Soph.	OL	6-4	300	Memphis, Tenn./University
64	Jason Fox	Sr.	OT	6-7	314	Fort Worth, Texas/North Crowley
65	Matt Piphio	Sr.	OL	6-7	307	LaPorte City, Iowa/Union
66	Harland Gunn	Soph.	OL	6-2	315	Omaha, Neb./Central
68	Ian Symonette	Jr.	OL	6-9	349	Nassau, Bahamas/St. Pius (Houston)
69	Sean Goldstein	R-Fr.	LB	6-0	225	Dresher, Pa./Chestnut Hill Academy
70	A.J. Trump	Sr.	OL	6-3	300	Clearwater, Fla./Central Catholic
71	Cory White	Fr.	OL	6-5	260	Orange Park, Fla./Fleming Island
72	Brandon Washington	Fr.	OL	6-4	330	Miami, Fla./Milford (N.Y.) Academy
74	Orlando Franklin	Jr.	OL	6-7	318	Delray Beach, Fla./Atlantic
75	Jared Wheeler	Fr.	OL	6-5	330	Miami, Fla./American Heritage
78	Jermaine Johnson	Fr.	OL	6-6	310	Ft. Lauderdale, Fla./Hargrave Military
80	Jimmy Graham	Sr.	TE	6-8	260	Goldsboro, N.C./Charis Prep
81	Davon Johnson	Soph.	WR	6-0	192	Miami, Fla./Booker T. Washington
82	Stephen Plein	Fr.	TE	6-6	260	Fort Myers, Fla./Fort Myers
83	Kendal Thompkins	R-Fr.	WR	5-10	180	Miami, Fla./Northwestern
84	Richard Gordon	Sr.	TE	6-4	265	Miami, Fla./Norland/Milford Prep (N.Y.)
85	Leonard Hankerson	Jr.	WR	6-3	215	Fort Lauderdale, Fla./St. Thomas Aquinas
86	Tommy Streeter	R-Fr.	WR	6-5	209	Miami, Fla./Northwestern
87	Jake Byrne	Sr.	TE/LS	6-4	215	Miami, Fla./Gulliver Prep
88	Billy Sanders	Fr.	TE	6-4	248	Phoenix, Ariz./Brophy College Preparatory
90	Steven Wesley	Jr.	DL	6-3	250	Bartow, Fla./Bartow
91	Joe Joseph	Sr.	DL	6-3	304	Orlando, Fla./Oak Ridge
92	Josh Holmes	Jr.	DL	6-0	280	San Diego, Calif./Point Loma
93	Luther Robinson	Fr.	DL	6-3	292	Fort Pierce, Fla./Westwood
94	Eric Moncur	Sr.	DL	6-2	250	Miami, Fla./Carol City
95	Gavin Hardin	R-Fr.	DL	6-4	245	Jackson, Tenn./Central-Merry
96	Curtis Porter	Fr.	DL	6-1	315	Charlotte, N.C./Victory Christian
97	Adewale Ojomo	Soph.	DL	6-4	253	Hialeah, Fla./Hialeah
98	Jeremy Lewis	Soph.	DL	6-3	310	West Palm Beach, Fla./Palm Beach Lakes
99	Marcus Forston	Soph.	DL	6-3	310	Miami, Fla./Northwestern

Walk-Ons

Ben Bruneau	Soph.	WR	6-2	205	Opa-Locka, Fla./UCLA/Monsignor Pace
Nathan Gholston	Soph.	DB	5-7	180	Westland, Mich./Plymouth
Chris Hayes	Sr.	HO/WR	5-9	170	Sarasota, Fla./Out-of-Door Academy
Kris Kimball	Sr.	WR	5-9	195	Flourtown, Pa./Chestnut Hill Academy
Eduardo Lopez	Fr.	OL	6-0	315	Miami, Fla./Southwest Miami
David Thompson	R-Fr.	FB	5-10	245	Miami, Fla./Coral Reef

DEPTH CHART

OFFENSE

WR	47	LaRon Byrd (6-4, 215, Soph.)
	4	Aldarius Johnson (6-3, 208, Soph.)
	or 86	Tommy Streeter (6-5, 209, R-Fr.)
LT	64	Jason Fox (6-7, 314, Sr.)
	55	Ben Jones (6-5, 300, R-Fr.)
LG	74	Orlando Franklin (6-7, 318, Jr.)
	72	Brandon Washington (6-4, 330, Fr.)
C	70	A.J. Trump (6-3, 300, Sr.)
	63	Tyler Horn (6-4, 300, Soph.)
RG	66	Harland Gunn (6-2, 315, Soph.)
	or 61	Joel Figueroa (6-5, 330, Jr.)
RT	65	Matt Pipho (6-7, 307, Sr.)
	78	Jermaine Johnson (6-6, 310, Fr.)
TE	18	Dedrick Epps (6-4, 253, Sr.)
	84	Richard Gordon (6-4, 265, Sr.)
WR	85	Leonard Hankerson (6-3, 215, Jr.)
	3	Travis Benjamin (5-10, 175, Soph.)
QB	12	Jacory Harris (6-4, 190, Soph.)
	19	A.J. Highsmith (6-0, 195, Fr.)
HB	5	Javarris James (6-0, 208, Sr.)
	2	Graig Cooper (6-0, 205, Jr.)
FB	30	Patrick Hill (5-9, 255, Sr.)
	23	Tervaris Johnson (6-3, 240, Sr.)

DEFENSE

LE	56	Marcus Robinson (6-1, 237, Soph.)
	or 94	Eric Moncur (6-2, 250, Sr.)
	90	Steven Wesley (6-3, 250, Jr.)
LT	57	Allen Bailey (6-4, 288, Jr.)
	91	Joe Joseph (6-3, 304, Sr.)
RT	92	Josh Holmes (6-0, 280, Jr.)
	99	Marcus Forston (6-3, 310, Soph.)
	or 54	Micanor Regis (6-3, 300, Jr.)
RE	48	Andrew Smith (6-2, 245, Soph.)
	or 94	Eric Moncur (6-2, 250, Sr.)
	35	Olivier Vernon (6-3, 250, Fr.)
SLB	44	Colin McCarthy (6-3, 242, Jr.)
	45	Ramon Buchanan (6-1, 215, Soph.)
MLB	50	Darryl Sharpton (6-0, 235, Sr.)
	11	Arthur Brown (6-2, 220, Soph.)
WLB	31	Sean Spence (6-0, 212, Soph.)
	58	Jordan Futch (6-2, 235, Soph.)
LCB	1	Brandon Harris (5-11, 195, Soph.)
	24	Chavez Grant (5-11, 183, Sr.)
RCB	9	Sam Shields (6-0, 190, Sr.)
	or 8	DeMarcus Van Dyke (6-1, 185, Jr.)
	13	Ryan Hill (6-0, 205, Sr.)
SS	6	Randy Phillips (6-1, 210, Sr.)
	37	Jared Campbell (6-0, 205, Jr.)
FS	7	Vaughn Telemaque (6-2, 197, R-Fr.)
	or 29	JoJo Nicolas (6-1, 200, Jr.)

SPECIAL TEAMS

PK	25	Matt Boshier (6-0, 205, Jr.)
	40	Jake Wieclaw (6-2, 198, R-Fr.)
KO	25	Matt Boshier (6-0, 205, Jr.)
	40	Jake Wieclaw (6-2, 198, R-Fr.)
P	25	Matt Boshier (6-0, 205, Soph.)
	40	Jake Wieclaw (6-2, 198, R-Fr.)
H	17	Matt Perrelli (6-3, 248, Sr.)
	46	Chris Hayes (5-9, 170, Sr.)
LS-Punt	60	Chris Ivory (6-2, 227, Soph.)
	87	Jake Byrne (6-4, 215, Sr.)

LS-FG	87	Jake Byrne (6-4, 215, Sr.)
	60	Chris Ivory (6-2, 227, Soph.)
PR	2	Graig Cooper (6-0, 205, Jr.)
	3	Travis Benjamin (5-10, 162, Soph.)
	28	Thearon Collier (5-8, 184, Soph.)
KOR	2	Graig Cooper (6-0, 205, Jr.)
	32	Lee Chambers (5-10, 192, Soph.)
KOR	1	Brandon Harris (5-11, 195, Soph.)
	22	Mike James (5-11, 220, Fr.)

THE ATLANTIC COAST CONFERENCE

2009 ACC Standings (AP Ranking)

Coastal Division						Overall							
Team	W-L	Pts	Opp	H	A	W-L	Pts	Opp	H	A	N	vs. Div.	Streak
(9) Miami	2-0	71	51	1-0	1-0	2-0	71	51	1-0	1-0	0-0	1-0	Won 2
Georgia Tech	1-1	47	60	1-0	0-1	2-1	84	77	2-0	0-1	0-0	0-1	Lost 1
(22) North Carolina	0-0	0	0	0-0	0-0	3-0	83	33	2-0	1-0	0-0	0-0	Won 3
(11) Virginia Tech	0-0	0	0	0-0	0-0	2-1	92	59	2-0	0-0	0-1	0-0	Won 2
Duke	0-0	0	0	0-0	0-0	1-2	67	87	0-1	1-1	0-0	0-0	Lost 1
Virginia	0-0	0	0	0-0	0-0	0-3	62	93	0-2	0-1	0-0	0-0	Lost 7

Atlantic Division						Overall							
Team	W-L	Pts	Opp	H	A	W-L	Pts	Opp	H	A	N	vs. Div.	Streak
Clemson	1-1	52	37	1-0	0-1	2-1	89	51	2-0	0-1	0-0	1-0	Won 1
NC State	0-0	0	0	0-0	0-0	2-1	113	28	2-1	0-0	0-0	0-0	Won 2
Wake Forest	0-0	0	0	0-0	0-0	2-1	80	48	2-1	0-0	0-0	0-0	Won 2
Maryland	0-0	0	0	0-0	0-0	1-2	82	119	1-1	0-1	0-0	0-0	Lost 1
Boston College	0-1	7	25	0-0	0-1	2-1	95	32	2-0	0-1	0-0	0-1	Lost 1
(18) Florida State	0-1	34	38	0-1	0-0	2-1	107	75	1-1	1-0	0-0	0-0	Won 2

THIS WEEK IN THE ACC

Saturday, Sept. 26

USF at Florida State (ESPNU)	12 p.m.
North Carolina at Georgia Tech (Raycom)	12 p.m.
Wake Forest at Boston College	2 p.m.
Pittsburgh at NC State (ESPNU)	3:30 p.m.
TCU at Clemson	3:30 p.m.
Miami at Virginia Tech (ABC/ESPN)	3:30 p.m.
Rutgers at Maryland	3:30 p.m.
North Carolina Central at Duke	7 p.m.

LAST WEEK IN THE ACC

Thursday, Sept. 17

Miami 33, Georgia Tech 17

Saturday, Sept. 19

Clemson 25, Boston College 7
Kansas 44, Duke 16
North Carolina 31, East Carolina 17
Middle Tennessee 32, Maryland 31
Southern Miss 37, Virginia 34
Virginia Tech 16, Nebraska 15
NC State 45, Gardner-Webb 14
Wake Forest 35, Elon 7
Florida State 54, BYU 28

NEXT WEEK IN THE ACC

Saturday, Oct. 3

Clemson at Maryland (ESPNU)	12 p.m.
Virginia at North Carolina (Raycom)	12 p.m.
Virginia Tech at Duke	12 p.m.
NC State at Wake Forest (ESPNU)	3:30 p.m.
Oklahoma at Miami (ABC)	3:30 or 8 p.m.
FSU at Boston College (ABC/ESPN)	12 or 3:30 p.m.
Georgia Tech at Mississippi State (CSS)	7:30 p.m.

MIAMI VS. THE ACC

► Miami is 115-74-1 all time against teams in the Atlantic Coast Conference:

Team	Record	Last Game
Boston College	23-4	2007
Clemson	5-2	2005
Duke	5-1	2008
Florida State	31-23	2009
Georgia Tech	5-10	2009
Maryland	7-8	2006
North Carolina	5-7	2008
North Carolina State	7-5-1	2008
Virginia	4-2	2008
Virginia Tech	17-9	2008
Wake Forest	6-3	2008

2009 ACC PRESEASON POLL

The media at the 2009 ACC Football Kickoff selected Virginia Tech and Florida State to win their respective divisions while Virginia Tech was picked to win the 2009 ACC Championship Game.

Coastal Division (1st Place Votes)

Atlantic Division	Points
1. Florida State (56)	479
2. Clemson (14)	387
3. NC State (10)	364
4. Wake Forest (7)	295
5. Maryland	157
6. Boston College	145

Coastal Division	Points
1. Virginia Tech (78)	512
2. Georgia Tech (9)	415
3. North Carolina	350
4. Miami	282
5. Virginia	148
6. Duke	120

First Place Votes in Parentheses

ACC Championship Game Winner: Virginia Tech (69 votes)

LAST TIME IT HAPPENED

Kickoff Return For TD	By Hurricane: Devin Hester at North Carolina State, 10/23/04, 100 yards, UM 45-31
	By Opponent: Joe Burnett, UCF, 10/11/08, 91 yards, UM 20-14
Punt Return For TD	By Hurricane: Graig Cooper vs. Charleston Southern, 8/28/08, 66 yards, UM 52-7
	By Opponent: Ricky Hall, Virginia Tech, 11/13/99, 64 yards, VT 43-10
Blocked Punt Return For TD	By Hurricane: Quadtrine Hill vs. North Carolina, 10/29/05, recovered in end zone, blocked by Quadtrine Hill, UM 34-16
	By Opponent: Shawn Seabrooks, Rutgers, 11/2/02, 2 yards, blocked by Jason Nugent, UM 42-17
Interception Return For TD	By Hurricane: Sean Spence vs. Florida State, 10/4/08, 7 yards, FSU 41-39
	By Opponent: Marcus White, FSU, 9/7/09, 31 yards, UM 38-34
Fumble Return For TD	By Hurricane: Glenn Cook at Texas A&M, 9/20/08, 2 yards, UM 41-23
	By Opponent: Chris Cook, Virginia, 11/10/07, 44 yards, VA 48-0
Safety Recorded	By Hurricanes: vs. Georgia Tech, 9/17/09, Bad snap, Chandler Anderson kicks ball out of end zone, UM 33-10
	By Opponent: at Florida, 9/6/08, Matt Boshier punt blocked out of the endzone, UF 26-3
Shutout at Home	By Hurricanes: vs. Florida International, 10/14/06, UM 35-0
	By Opponent: vs. Virginia, 11/10/07, VA 48-0
Shutout On Road	By Hurricanes: at Syracuse, 11/18/00, UM 26-0
	By Opponent: at Florida State, 10/4/97, FSU 47-0
Blocked Punt	By Hurricane: Richard Gordon vs. UCF, 10/11/08, UM 20-14
	By Opponent: Tony Clark, Georgia Tech, 11/20/08, GT 41-23
Blocked Field Goal	By Hurricane: Thomas Carroll vs. Florida, 12/31/04, UM 27-10
	By Opponent: Duane Brown, Virginia Tech, blocked 52-yard attempt, 11/4/06, VT 17-10
Missed Extra Point	By Hurricanes: Francesco Zampogna at North Carolina, 10/6/07, NC 33-27
	By Opponent: Dustin Hopkins, FSU, 9/7/09, UM 38-34
100-Yard Rushing-Game	By Hurricane: Graig Cooper at Virginia 131 yards, 24 carries, 11/1/08, UM 24-17 (OT)
	By Opponent: Jahvid Best, California, 186 yards, 20 carries, 12/27/08, Cal 24-17 (Emerald Bowl)
200-Yard Rushing-Game	By Hurricane: Willis McGahee vs. Virginia Tech, 205 yards, 39 carries, 12/7/02, UM 56-45
	By Opponent: Tashard Choice, Georgia Tech, 204 yards, 37 carries, 10/13/07, GT 17-14
300-Yard Passing-Game	By Hurricane: Jacory Harris at Florida State, 386 yards, 9/7/09, 21 of 34, UM 38-34
	By Opponent: Matt Ryan, Boston College, 11/24/07, 369 yards, 26 of 43, BC 28-14
400-Yard Passing-Game	By Hurricane: Ken Dorsey at West Virginia, 10/26/02, 422 yards, 22 of 36, UM 40-23
	By Opponent: Luke McCown, Louisiana Tech, 10/28/00, 418 yards, 42 of 72, UM 42-31
500-Yard Passing-Game	By Hurricane: None
	By Opponent: Cade McNown, UCLA, 12/5/98, 513 yards, 26 of 35, UM 49-45
100-199 Yard Receiving-Game	By Hurricane: Travis Benjamin at Florida State, 9/7/09, 128 yards, 4 receptions, UM 38-34
	By Opponent: Rich Gunnell, Boston College, 11/24/07, 135 yards, 9 receptions, BC 28-14
200+Yard Receiving-Game	By Hurricane: Wesley Carroll vs. California, 9/15/90, 208 yards, 11 receptions, UM 52-24
	By Opponent: Gerard Phelan, Boston College, 11/23/84, 226 yards, 11 receptions, BC 47-45
60-69 Yard Punt	By Hurricane: Matt Boshier at Florida, 9/6/08, 61 yards, UF 26-3
	By Opponent: Durant Brooks, Georgia Tech, 10/28/06, 63 yards, GT 30-23
70+Yard Punt	By Hurricane: Matt Boshier at Duke, 10/18/08, 76 yards, UM 49-31
	By Opponent: Ben Arndt, Georgia Tech, 11/19/05, 78 yards, GT 14-10
50+Yard Field Goal	By Hurricane: Matt Boshier vs. Wake Forest, 10/25/08, 52 yards, UM 16-10
	By Opponent: Matt Boshier at Florida, 9/6/08, 50 yards, UF 26-3
	By Opponent: Dustin Hopkins, Florida State, 9/7/09, 52 yards, FSU 38-34
Four Field Goals-Game	By Hurricane: Jon Peattie vs. West Virginia, 10/2/03, (22, 32, 43, 30, 23), UM 22-20
	By Opponent: Connor Barth, UNC, 10/6/07 (33, 51, 35, 20), NC 33-27,
	Steven Hauschka, NCST, 11/3/07 (31, 35, 47, 42), NCST 19-16 (OT)
Five Field Goals-Game	By Hurricane: Jon Peattie vs. West Virginia, 10/2/03, (22, 32, 43, 30, 23), UM 22-20
	By Opponent: Gary Cismesia, Florida State, 10/20/07 (23, 31, 33, 45, 45), UM 37-29
Three TDs-Game	By Hurricane: Jacory Harris vs. Georgia Tech, 9/17/09, (40 pass, 13 pass, 14 pass), UM 33-17
	By Opponent: Malcolm Kelly, Oklahoma, 9/8/07 (23 pass, 24 pass, 30 pass), OU 51-13
Three Rushing TDs-Game	By Hurricane: Tyrone Moss vs. North Carolina, 10/29/05 (1 run, 1 run, 4 run, 15 run), UM 34-16
	By Opponent: Reggie Merriweather, Clemson, 11/6/04 (27, 1, 2), Clemson (24-17 (OT)
Four Rushing TDs-Game	By Hurricane: Tyrone Moss vs. North Carolina, 10/29/05 (1 run, 1 run, 4 run, 15 run), UM 34-16
	By Opponent: Antone Smith, Florida State, 2008, (19, 2, 5, 20), FSU 41-39
Three Passing TDs-Game	By Hurricane: Jacory Harris vs. Georgia Tech, 9/17/09, (40, 13, 14), UM 33-17
	By Opponent: Stefan LeFors, Louisville, 10/14/04, (12, 17, 22), UM 41-38
Five Passing TDs-Game	By Hurricane: (5) Kyle Wright at Wake Forest, 11/12/05, (64, 11, 15, 76, 10), UM 47-17
	(4) Jacory Harris at Duke, 10/18/08, (9, 6, 25, 10), UM 49-31
	By Opponent: (5) Cade McNown, UCLA, 12/5/98, (77, 7, 14, 61, 59), UM 49-45 and (5)
	Sam Bradford, Oklahoma, 9/8/07 (23, 24, 6, 30, 9), OU 51-13
Three Receiving TDs-Game	By Hurricane: Santana Moss at Rutgers, 10/3/98, (12, 28, 71), UM 53-17
	By Opponent: Malcolm Kelly, Oklahoma, 9/8/07 (23 pass, 24 pass, 30 pass), OU 51-13

2009 TEAM STATISTICS

TEAM STATISTICS	MIAMI	OPP
SCORING	71	51
Points Per Game	35.5	25.5
FIRST DOWNS	43	33
Rushing	13	13
Passing	29	15
Penalty	1	5
RUSHING YARDAGE	274	205
Yards gained rushing	302	299
Yards lost rushing	28	94
Rushing Attempts	69	69
Average Per Rush	4.0	3.0
Average Per Game	137.0	102.5
TDs Rushing	4	2
PASSING YARDAGE	656	427
Comp-Att-Int	41-59-2	30-56-1
Average Per Pass	11.1	7.6
Average Per Catch	16.0	14.2
Average Per Game	328.0	213.5
TDs Passing	5	3
TOTAL OFFENSE	930	632
Total Plays	128	125
Average Per Play	7.3	5.1
Average Per Game	465.0	316.0
KICK RETURNS: #-Yards	10-300	11-240
PUNT RETURNS: #-Yards	4-21	0-0
INT RETURNS: #-Yards	1-0	2-31
KICK RETURN AVERAGE	30.0	21.8
PUNT RETURN AVERAGE	5.2	0.0
INT RETURN AVERAGE	0.0	15.5
FUMBLES-LOST	0-0	4-1
PENALTIES-Yards	18-148	13-79
Average Per Game	74.0	39.5
PUNTS-Yards	5-206	7-295
Average Per Punt	41.2	42.1
Net punt average	33.2	36.3
TIME OF POSSESSION/Game	31:05	28:55
3RD-DOWN Conversions	13/26	12/29
3rd-Down Pct	50%	41%
4TH-DOWN Conversions	1/1	1/3
4th-Down Pct	100%	33%
SACKS BY-Yards	4-25	1-8
MISC YARDS	0	0
TOUCHDOWNS SCORED	9	6
FIELD GOALS-ATTEMPTS	2-4	3-4
ON-SIDE KICKS	0-0	0-1
RED-ZONE SCORES	8-10 80%	4-6 67%
RED-ZONE TOUCHDOWNS	6-10 60%	3-6 50%
PAT-ATTEMPTS	9-9 100%	4-5 80%
ATTENDANCE	45329	81077
Games/Avg Per Game	1/45329	1/81077

2009 RESULTS

Date	Opponent	W/L	Score	Time	Attendance
*Sept. 7	at #18 Florida State	W	38-34	3:47	81077
* Sep 17	#14 GEORGIA TECH	W	33-17	3:06	45329

*ACC game AP rank in ()

SCORE BY QUARTERS

	1st	2nd	3rd	4th	OT	Total
Miami (Fla.)	14	17	19	21	0	71
Opponents	10	3	20	18	0	51

100-YARD PERFORMANCES

Rushing
Receiving
Florida State
Travis Benjamin 4-128

SCORING IN THE RED ZONE

	UM	Opp.
Times	10	6
Scores	8	4
Touchdowns	6	3
Field Goals	2	1
Turnovers	0	0
Missed Field Goals	2	1
Interceptions	0	0
Fumbles Lost	0	0
Lost on Downs	0	0
Game/Half Ended	0	1

THIRD-DOWN CONVERSIONS

	UM	Opp.
Florida State	5/13	6/15
Georgia Tech	8/13	6/14
Totals	13/26	12/29

NON-OFFENSIVE SCORES (0)

2009 INDIVIDUAL STATISTICS

RUSHING	GP	Att	Gain	Lost	Total	Avg	TD	Lng	Avg/G
Graig Cooper	2	24	132	8	124	5.2	1	31	62.0
Javaris James	2	25	110	2	108	4.3	2	14	54.0
Lee Chambers	2	7	22	0	22	3.1	0	8	11.0
Travis Benjamin	2	2	18	0	18	9.0	0	13	9.0
Thearon, Collier	2	2	15	2	13	6.5	0	15	6.5
Jacory Harris	2	4	5	8	-3	-0.8	1	4	-1.5
TEAM	2	5	0	8	-8	-1.6	0	0	-4.0
Total	2	69	302	28	274	4.0	4	31	137.0
Opponents	2	69	299	94	205	3.0	2	30	102.5

PASSING	G	EfficAtt-Cmp-Int	Pct	Yds	TD	Lng	Avg/G	
Jacory Harris	2	184.07	41-59-2	69.5	656	5	40	328.0
Total	2	184.07	41-59-2	69.5	656	5	40	328.0
Opponents	2	131.73	30-56-1	53.6	427	3	56	213.5

RECEIVING	G	No.	Yds	Avg	TD	Long	Avg/G
Travis Benjamin	2	7	157	22.4	1	40	78.5
Leonard Hankerson	2	5	107	21.4	0	40	53.5
Dedrick Epps	2	5	83	16.6	1	27	41.5
LaRon Byrd	2	5	83	16.6	1	40	41.5
Graig Cooper	2	5	56	11.2	1	24	28.0
Javaris James	2	5	47	9.4	0	20	23.5
Aldarius Johnson	1	3	48	16.0	0	31	48.0
Thearon, Collier	2	2	28	14.0	0	18	14.0
Jimmy Graham	2	1	14	14.0	1	14	7.0
Patrick Hill	2	1	14	14.0	0	14	7.0
Tervaris Johnson	2	1	14	14.0	0	14	7.0
Mike James	2	1	5	5.0	0	5	2.5
Total	2	41	656	16.0	5	40	328.0
Opponents	2	30	427	14.2	3	56	213.5

PUNT RETURNS	No.	Yds	Avg	TD	Long
Travis Benjamin	3	21	7.0	0	14
Graig Cooper	1	0	0.0	0	0
Total	4	21	5.2	0	14
Opponents	0	0	0.0	0	0

INTERCEPTIONS	No.	Yds	Avg	TD	Long
Randy Phillips	1	0	0.0	0	0
Total	1	0	0.0	0	0
Opponents	2	31	15.5	1	31

KICK RETURNS	No.	Yds	Avg	TD	Long
Graig Cooper	7	238	34.0	0	63
Mike James	1	40	40.0	0	40
Travis Benjamin	1	18	18.0	0	18
Jordan Futch	1	4	4.0	0	4
Total	10	300	30.0	0	63
Opponents	11	240	21.8	0	51

FUMBLE RETURNS	No.	Yds	Avg	TD	Long
Total	0	0	0.0	0	0
Opponents	0	0	0.0	0	0

PUNTING	No.	Yds	Avg	Long	TB	FC	I20	Blkd
Matt Boshier	5	206	41.2	48	2	2	3	0
Total	5	206	41.2	48	2	2	3	0
Opponents	7	295	42.1	63	1	0	0	0

KICKOFFS	No.	Yds	Avg	TB	OB	Ret	Net	YdLine
Matt Boshier	7	335	47.9	0	0			
Alex Uribe	6	375	62.5	0	2			
Total	13	710	54.6	0	2	240	36.2	33
Opponents	11	678	61.6	1	0	300	32.5	37

SCORING	TD	FGs	-----PATs-----			DXP	Saf	Points
			Kick	Rush	Rcv			
Matt Boshier	0	2-4	9-9	0-0	0	0-0	0	15
Javaris James	2	0-0	0-0	0-0	0	0-0	0	12
Graig Cooper	2	0-0	0-0	0-0	0	0-0	0	12
LaRon Byrd	1	0-0	0-0	0-0	0	0-0	0	6
Dedrick Epps	1	0-0	0-0	0-0	0	0-0	0	6
Jimmy Graham	1	0-0	0-0	0-0	0	0-0	0	6
Travis Benjamin	1	0-0	0-0	0-0	0	0-0	0	6
Jacory Harris	1	0-0	0-0	0-0	0	0-0	0	6
TEAM	0	0-0	0-0	0-0	0	0-0	1	2
Total	9	2-4	9-9	0-0	0	0-0	0	71
Opponents	6	3-4	4-5	0-0	1	1-1	0	51

TOTAL OFFENSE	G	Plays	Rush	Pass	Total	Avg/G
Jacory Harris	2	63	-3	656	653	326.5
Graig Cooper	2	24	124	0	124	62.0
Javaris James	2	25	108	0	108	54.0
Lee Chambers	2	7	22	0	22	11.0
Travis Benjamin	2	2	18	0	18	9.0
Thearon, Collier	2	2	13	0	13	6.5
TEAM	2	5	-8	0	-8	-4.0
Total	2	128	274	656	930	465.0
Opponents	2	125	205	427	632	316.0

FIELD GOALS	FGM-FGA	Pct	1-19	20-29	30-39	40-49	50+	Lg	Blk
Matt Boshier	2-4	50.0	1-1	0-1	1-2	0-0	0-0	34	0

FG SEQUENCE	MIAMI	OPPONENTS
Florida State	(18)	(52),(45)
Georgia Tech	(34),26,31	(32),39

Numbers in (parentheses) indicate field goal was made.

ALL PURPOSE	G	Rush	Rec	PR	KOR	IR	Tot	Avg/G
Graig Cooper	2	124	56	0	238	0	418	209.0
Travis Benjamin	2	18	157	21	18	0	214	107.0
Javaris James	2	108	47	0	0	0	155	77.5
Leonard Hankerson	2	0	107	0	0	0	107	53.5
LaRon Byrd	2	0	83	0	0	0	83	41.5
Dedrick Epps	2	0	83	0	0	0	83	41.5
Aldarius Johnson	1	0	48	0	0	0	48	48.0
Mike James	2	0	5	0	40	0	45	22.5
Thearon, Collier	2	13	28	0	0	0	41	20.5
Lee Chambers	2	22	0	0	0	0	22	11.0
Jimmy Graham	2	0	14	0	0	0	14	7.0
Patrick Hill	2	0	14	0	0	0	14	7.0
Tervaris Johnson	2	0	14	0	0	0	14	7.0
Jordan Futch	2	0	0	0	4	0	4	2.0
Jacory Harris	2	-3	0	0	0	0	-3	-1.5
TEAM	2	-8	0	0	0	0	-8	-4.0
Total	2	274	656	21	300	0	1251	625.5
Opponents	2	205	427	0	240	31	903	451.5

2009 TEAM STATISTICS

DEFENSIVE LEADERS	GP	Tackles			TFL/Yds	Sacks		BrUp	QBH	Fumbles		Blkd Kick	Saf
		Solo	Ast	Total		No-Yards	Int-Yds			Rcv-Yds	FF		
1 Brandon Harris	2	6	7	13	.	.	5	
50 Darryl Sharpton	2	9	3	12	0.5-1	
44 Colin McCarthy	2	5	7	12	2.0-4	
6 Randy Phillips	2	7	4	11	.	.	1-0	
9 Sam Shields	2	7	3	10	.	.	1	
35 Olivier Vernon	2	3	4	7	4.0-14	0.5-3	
31 Sean Spence	2	2	3	5	2.0-3	.	.	1	
37 Jared Campbell	2	3	1	4	
29 JoJo Nicholas	2	2	2	4	
48 Andrew Smith	2	3	1	4	1.0-3	
94 Eric Moncur	1	1	2	3	
57 Allen Bailey	2	3	.	3	1.0-7	1.0-7	
20 Damien Berry	2	2	1	3	
90 Steven Wesley	2	3	.	3	3.0-7	1.0-3	.	1	
54 Micanor Regis	2	1	2	3	1.0-3	0.5-2	
7 Vaughn Telemaque	1	1	2	3	1.5-4	
56 Marcus Robinson	2	2	1	3	1.5-11	1.0-10	.	.	.	1	.	.	
24 Chavez Grant	2	1	1	2	0.5-3	
58 Jordan Futch	2	2	.	2	
91 Joe Joseph	2	2	.	2	
11 Arthur Brown	2	1	1	2	
25 Matt Boshier	2	2	.	2	
8 Demarcus Van Dyke	1	1	.	1	
32 Lee Chambers	2	.	1	1	
92 Josh Holmes	2	.	1	1	1-0	.	.	.	
45 Ramon Buchanan	2	1	.	1	
26 Ray-Ray Armstrong	2	1	.	1	
21 Brandon McGee	2	.	1	1	
TM TEAM	2	1	
Total	2	71	48	119	18-60	4-25	1-0	6	2	1-0	1	1	
Opponents	2	81	52	133	5.0-20	1-8	2-31	6	

2009 STARTING LINEUPS

OFFENSE	Florida State	Georgia Tech	Virginia Tech	Oklahoma	Florida A&M	UCF	Clemson	Wake Forest	Virginia	North Carolina	Duke	USF
WR	Byrd	Byrd										
LT	Fox	Fox										
LG	Franklin	Franklin										
C	Trump	Trump										
RG	GUNN	Figueroa										
RT	PIPHO	Pipho										
TE	Gordon	Epps										
WR	Hankerson	Hankerson										
QB	Jacory Harris	Jacory Harris										
RB	Cooper	Cooper										
FB	J. James	J. James										
DEFENSE	Florida State	Georgia Tech	Virginia Tech	Oklahoma	Florida A&M	UCF	Clemson	Wake Forest	Virginia	North Carolina	Duke	USF
LE	Robinson	Robinson										
LDT	Bailey	Bailey										
RDT	Forston	Joseph										
RE	SMITH	Smith										
SLB	McCarthy	Spence										
MLB		Sharpton										
WLB	Spence	Futch										
LCB	SHIELDS	B. Harris										
RCB	Van Dyke	Shields										
FS	Grant	TELEMAQUE										
SS	Phillips	Phillips										
Nickel	B. Harris											
SPECIALISTS	Florida State	Georgia Tech	Virginia Tech	Oklahoma	Florida A&M	UCF	Clemson	Wake Forest	Virginia	North Carolina	Duke	USF
P	Bosher	Bosher										
KO	Bosher	URIBE										
PK	Bosher	Bosher										
PR	Cooper	Benjamin										
KOR	Cooper	Cooper										
	Harris	M. James										
LS-P	Ivory	Ivory										
LSFG	Byrne	Byrne										
H	Perrelli	Perrelli										

CAPS indicate first career start

STARTING EXPERIENCE

Offensive Starters	2004	2005	2006	2007	2008	2009	Total	Special Teams Starters	2005	2006	2007	2008	2009	Total
Jason Fox, OT (Sr.)	-	-	12	12	12	2	38	Ryan Hill, KOR (Sr.)	-	5	10	13	-	28
Javaris James, RB (Sr.)	-	-	10	12	1	2	25	Matt Bosher, P (Jr.)	-	-	12	13	2	27
Orlando Franklin, G (Jr.)	-	-	-	3	11	2	16	Matt Bosher, PK (Jr.)	-	-	-	13	2	15
Graig Cooper, RB (Jr.)	-	-	-	1	11	2	14	Jake Byrne, K-LS (Sr.)	-	-	-	13	2	15
Dedrick Epps, TE, (Sr.)	-	-	-	1	10	1	12	Matt Bosher, KO (Jr.)	-	-	-	13	1	14
A.J. Trump, OG/C (Sr.)	-	-	-	-	10	2	12	Chris Ivory, P-LS (Soph.)	-	-	-	11	2	13
Aldarius Johnson, WR (Soph.)	-	-	-	-	8	-	8	Graig Cooper, PR (Jr.)	-	-	7	3	2	12
Travis Benjamin, QB (Soph.)	-	-	-	-	5	1	6	Travis Benjamin, PR (Soph.)	-	-	-	8	1	9
Joel Figueroa, RG (Jr.)	-	-	-	-	5	1	6	Brandon Harris, KOR (Soph.)	-	-	-	6	2	8
Leonard Hankerson, WR (Jr.)	-	-	-	2	2	2	6	Jake Byrne, P-LS (Sr.)	-	-	-	2	1	3
LaRon Byrd, WR (Soph.)	-	-	-	-	3	2	5	Thearon Collier, PR (Soph.)	-	-	-	2	-	2
Patrick Hill, FB (Sr.)	-	-	-	-	4	-	4	Graig Cooper, KR (Jr.)	-	-	-	-	2	2
Richard Gordon, TE (Sr.)	-	-	-	-	3	1	4	Alex Uribe, KO (Sr.)	-	-	-	-	1	1
Jacory Harris, QB (Soph.)	-	-	-	-	2	2	4							
Thearon Collier, WR (Soph.)	-	-	-	-	3	-	3							
Matt Pipho, RT (Sr.)	-	-	-	-	-	2	2							
Harland Gunn, RG (Soph.)	-	-	-	-	-	1	1							
Davon Johnson, WR (Soph.)	-	-	-	-	-	1	1							
Defensive Starters	2004	2005	2006	2007	2008	2009	Total							
Chavez Grant, CB (Sr.)	-	-	5	6	7	1	19							
Darryl Sharpton, LB (Sr.)	-	0	5	4	9	1	19							
Eric Moncur, DE (Sr.)	0	2	3	8	3	-	16							
Colin McCarthy, LB (Jr.)	-	-	0	10	4	1	15							
Randy Phillips, CB (Sr.)	-	-	8	4	1	2	15							
Joe Joseph, DT (Sr.)	-	0	0	5	9	1	15							
Steven Wesley, DE (Jr.)	-	-	-	-	11	-	11							
DeMarcus Van Dyke, CB (Jr.)	-	-	-	8	2	1	11							
Sean Spence, LB (Soph.)	-	-	-	-	9	2	11							
JoJo Nicolas, S (Jr.)	-	-	-	-	7	-	7							
Marcus Robinson, RE (Soph.)	-	-	-	-	5	2	7							
Allen Bailey, DE (Jr.)	-	-	-	-	4	2	6							
Ryan Hill, S (Sr.)	-	-	-	-	5	-	5							
Adewale Ojomo, RE (Soph.)	-	-	-	-	3	-	3							
Marcus Forston, DT (Soph.)	-	-	-	-	1	1	2							
Sam Shields, RCB (Sr.)	-	-	-	-	-	2	2							
Andrew Smith, RE (Soph.)	-	-	-	-	-	2	2							
Jordan Futch, LB (Soph.)	-	-	-	-	-	1	1							
Vaughn Telemaque (R-Fr.)	-	-	-	-	-	1	1							

2009 PARTICIPATION

GP/GS	Gm/Starts	FSU	GT	VT	Okla.	FAMU	UCF	CLEM	WAKE	UVA	UNC	DUKE	USF
26	Armstrong, R.	2/-	XXX	XXX									
57	Bailey, A.	2/2	START	START									
3	Benjamin, T.	2/-	XXX	XXX									
20	Berry, D.	2/-	XXX	XXX									
25	Bosher, M.	2/-	XXX	XXX									
11	Brown, A.	2/-	XXX	XXX									
45	Buchanan, R.	2/-	XXX	XXX									
47	Byrd, L.	2/2	START	START									
87	Byrne, J.	2/-	XXX	XXX									
43	Calhoun, J.	2/-	XXX	XXX									
37	Campbell, J.	2/-	XXX	XXX									
32	Chambers, L.	2/-	XXX	XXX									
28	Collier, T.	2/-	XXX	XXX									
2	Cooper, G.	2/2	START	START									
18	Epps, D.	2/1	XXX	START									
61	Figueroa, J.	2/1	XXX	START									
99	Forston, M.	2/1	START	XXX									
64	Fox, J.	2/2	START	START									
74	Franklin, O.	2/2	START	START									
58	Futch, J.	2/1	XXX	START									
84	Gordon, R.	1/1	START	...									
80	Graham, J.	2/-	XXX	XXX									
24	Grant, C.	2/1	START	XXX									
66	Gunn, H.	2/1	START	XXX									
85	Hankerson, L.	2/2	START	START									
1	Harris, B.	2/2	START	START									
12	Harris, J.	2/2	START	START									
30	Hill, P.	2/-	XXX	XXX									
13	Hill, R.	1/-	...	XXX									
92	Holmes, J.	2/-	XXX	XXX									
34	Holton, C.	1/-	...	XXX									
5	James, J.	2/2	START	START									
22	James, M.	2/-	XXX	XXX									
4	Johnson, A.	1/-	XXX	...									
23	Johnson, T.	2/-	XXX	XXX									
91	Joseph, J.	2/1	XXX	START									
44	McCarthy, C.	2/1	START	XXX									
21	McGee, B.	2/-	XXX	XXX									
94	Moncur, E.	1/-	...	XXX									
38	Nelms, C.	2/-	XXX	XXX									
29	Nicholas, J.	2/-	XXX	XXX									
17	Perrelli, M.	2/-	XXX	XXX									
6	Phillips, R.	2/2	START	START									
65	Pipho, M.	2/2	START	START									
54	Regis, M.	2/-	XXX	XXX									
36	Robinson, K.	2/-	XXX	XXX									
56	Robinson, M.	2/2	START	START									
50	Sharpton, D.	2/1	XXX	START									
9	Shields, S.	2/2	START	START									
48	Smith, A.	2/2	START	START									
31	Spence, S.	2/2	START	START									
86	Streeter, T.	1/-	...	XXX									
68	Symonette, I.	2/-	XXX	XXX									
7	Telemaque, V.	1/1	...	START									
83	Thompkins, K.	2/-	XXX	XXX									
70	Trump, A.	2/2	START	START									
33	Uribe, A.	1/-	...	XXX									
8	Van Dyke, D.	1/1	START	...									
35	Vernon, O.	2/-	XXX	XXX									
72	Washington, B.	2/-	XXX	XXX									
90	Wesley, S.	2/-	XXX	XXX									

2009 GAME-BY GAME STATISTICS

JACORY HARRIS

Game	Cmp	Att	Pct.	Int.	Yds	TD	Lg	Sacked
9/7 at Florida State	21	34	61.8	2	386	2	40	1
9/17 Georgia Tech	20	25	80.0	0	270	3	40	0
9/26 at Virginia Tech								
10/3 Oklahoma								
10/10 Florida A&M								
10/17 at UCF								
10/24 Clemson								
10/31 at Wake Forest								
11/7 Virginia								
11/14 at North Carolina								
11/21 Duke								
11/28 at USF								

2009 RUSHING

GRAIG COOPER

Game	No.	Yds	Avg.	TD	Lg
9/7 at Florida State	7	31	4.4	1	13
9/17 Georgia Tech	17	93	5.5	0	31
9/26 at Virginia Tech					
10/3 Oklahoma					
10/10 Florida A&M					
10/17 at UCF					
10/24 Clemson					
10/31 at Wake Forest					
11/7 Virginia					
11/14 at North Carolina					
11/21 Duke					
11/28 at USF					

JAVARRIS JAMES

Game	No.	Yds	Avg.	TD	Lg
9/7 at Florida State	11	36	3.3	1	9
9/17 Georgia Tech	14	72	5.1	1	14
9/26 at Virginia Tech					
10/3 Oklahoma					
10/10 Florida A&M					
10/17 at UCF					
10/24 Clemson					
10/31 at Wake Forest					
11/7 Virginia					
11/14 at North Carolina					
11/21 Duke					
11/28 at USF					

LEE CHAMBERS

Game	No.	Yds	Avg.	TD	Lg
9/7 at Florida State	5	10	2.0	0	4
9/17 Georgia Tech	2	12	6.0	0	8
9/26 at Virginia Tech					
10/3 Oklahoma					
10/10 Florida A&M					
10/17 at UCF					
10/24 Clemson					
10/31 at Wake Forest					
11/7 Virginia					
11/14 at North Carolina					
11/21 Duke					
11/28 at USF					

TRAVIS BENJAMIN

Game	No.	Yds	Avg.	TD	Lg
9/7 at Florida State	1	5	5.0	0	5
9/17 Georgia Tech	1	13	13.0	0	13
9/26 at Virginia Tech					
10/3 Oklahoma					
10/10 Florida A&M					
10/17 at UCF					
10/24 Clemson					
10/31 at Wake Forest					
11/7 Virginia					
11/14 at North Carolina					
11/21 Duke					
11/28 at USF					

THEARON COLLIER

Game	No.	Yds	Avg.	TD	Lg
9/7 at Florida State	2	13	6.5	0	15
9/17 Georgia Tech	0	0	0.0	0	0
9/26 at Virginia Tech					
10/3 Oklahoma					
10/10 Florida A&M					
10/17 at UCF					
10/24 Clemson					
10/31 at Wake Forest					
11/7 Virginia					
11/14 at North Carolina					
11/21 Duke					
11/28 at USF					

JACORY HARRIS

Game	No.	Yds	Avg.	TD	Lg
9/7 at Florida State	3	1	0.3	1	4
9/17 Georgia Tech	1	0	0.0	0	0
9/26 at Virginia Tech					
10/3 Oklahoma					
10/10 Florida A&M					
10/17 at UCF					
10/24 Clemson					
10/31 at Wake Forest					
11/7 Virginia					
11/14 at North Carolina					
11/21 Duke					
11/28 at USF					

2009 GAME-BY GAME STATISTICS - RECEIVING

TRAVIS BENJAMIN

Game	No.	Yds	Avg.	TD	Lg
9/7 at Florida State	4	128	32.0	1	40
9/17 Georgia Tech	3	29	9.7	0	20
9/26 at Virginia Tech					
10/3 Oklahoma					
10/10 Florida A&M					
10/17 at UCF					
10/24 Clemson					
10/31 at Wake Forest					
11/7 Virginia					
11/14 at North Carolina					
11/21 Duke					
11/28 at USF					

LEONARD HANKERSON

Game	No.	Yds	Avg.	TD	Lg
9/7 at Florida State	4	72	18.0	0	40
9/17 Georgia Tech	1	35	35.0	0	35
9/26 at Virginia Tech					
10/3 Oklahoma					
10/10 Florida A&M					
10/17 at UCF					
10/24 Clemson					
10/31 at Wake Forest					
11/7 Virginia					
11/14 at North Carolina					
11/21 Duke					
11/28 at USF					

LARON BYRD

Game	No.	Yds	Avg.	TD	Lg
9/7 at Florida State	0	0	0.0	0	0
9/17 Georgia Tech	5	83	16.6	1	40
9/26 at Virginia Tech					
10/3 Oklahoma					
10/10 Florida A&M					
10/17 at UCF					
10/24 Clemson					
10/31 at Wake Forest					
11/7 Virginia					
11/14 at North Carolina					
11/21 Duke					
11/28 at USF					

DEDRICK EPPS

Game	No.	Yds	Avg.	TD	Lg
9/7 at Florida State	2	46	23.0	0	27
9/17 Georgia Tech	3	37	12.3	1	14
9/26 at Virginia Tech					
10/3 Oklahoma					
10/10 Florida A&M					
10/17 at UCF					
10/24 Clemson					
10/31 at Wake Forest					
11/7 Virginia					
11/14 at North Carolina					
11/21 Duke					
11/28 at USF					

GRAIG COOPER

Game	No.	Yds	Avg.	TD	Lg
9/7 at Florida State	2	24	12.0	1	24
9/17 Georgia Tech	3	32	10.7	0	13
9/26 at Virginia Tech					
10/3 Oklahoma					
10/10 Florida A&M					
10/17 at UCF					
10/24 Clemson					
10/31 at Wake Forest					
11/7 Virginia					
11/14 at North Carolina					
11/21 Duke					
11/28 at USF					

ALDARIUS JOHNSON

Game	No.	Yds	Avg.	TD	Lg
9/7 at Florida State	3	48	16.0	0	31
9/17 Georgia Tech	Did Not Play				
9/26 at Virginia Tech					
10/3 Oklahoma					
10/10 Florida A&M					
10/17 at UCF					
10/24 Clemson					
10/31 at Wake Forest					
11/7 Virginia					
11/14 at North Carolina					
11/21 Duke					
11/28 at USF					

JAVARRIS JAMES

Game	No.	Yds	Avg.	TD	Lg
9/7 at Florida State	3	35	11.7	0	20
9/17 Georgia Tech	2	12	6.0	0	9
9/26 at Virginia Tech					
10/3 Oklahoma					
10/10 Florida A&M					
10/17 at UCF					
10/24 Clemson					
10/31 at Wake Forest					
11/7 Virginia					
11/14 at North Carolina					
11/21 Duke					
11/28 at USF					

THEARON COLLIER

Game	No.	Yds	Avg.	TD	Lg
9/7 at Florida State	2	28	14.0	0	18
9/17 Georgia Tech	0	0	0.0	0	0
9/26 at Virginia Tech					
10/3 Oklahoma					
10/10 Florida A&M					
10/17 at UCF					
10/24 Clemson					
10/31 at Wake Forest					
11/7 Virginia					
11/14 at North Carolina					
11/21 Duke					
11/28 at USF					

TERVARIS JOHNSON

Game	No.	Yds	Avg.	TD	Lg
9/7 at Florida State	0	0	0.0	0	0
9/17 Georgia Tech	1	14	14.0	0	14
9/26 at Virginia Tech					
10/3 Oklahoma					
10/10 Florida A&M					
10/17 at UCF					
10/24 Clemson					
10/31 at Wake Forest					
11/7 Virginia					
11/14 at North Carolina					
11/21 Duke					
11/28 at USF					

JIMMY GRAHAM

Game	No.	Yds	Avg.	TD	Lg
9/7 at Florida State	0	0	0.0	0	0
9/17 Georgia Tech	1	14	14.0	1	14
9/26 at Virginia Tech					
10/3 Oklahoma					
10/10 Florida A&M					
10/17 at UCF					
10/24 Clemson					
10/31 at Wake Forest					
11/7 Virginia					
11/14 at North Carolina					
11/21 Duke					
11/28 at USF					

PATRICK HILL

Game	No.	Yds	Avg.	TD	Lg
9/7 at Florida State	0	0	0.0	0	0
9/17 Georgia Tech	1	14	14.0	0	14
9/26 at Virginia Tech					
10/3 Oklahoma					
10/10 Florida A&M					
10/17 at UCF					
10/24 Clemson					
10/31 at Wake Forest					
11/7 Virginia					
11/14 at North Carolina					
11/21 Duke					
11/28 at USF					

MIKE JAMES

Game	No.	Yds	Avg.	TD	Lg
9/7 at Florida State	1	5	5.0	0	5
9/17 Georgia Tech	0	0	0.0	0	0
9/26 at Virginia Tech					
10/3 Oklahoma					
10/10 Florida A&M					
10/17 at UCF					
10/24 Clemson					
10/31 at Wake Forest					
11/7 Virginia					
11/14 at North Carolina					
11/21 Duke					
11/28 at USF					

2009 GAME-BY GAME STATISTICS - KICKOFF/PUNT RETURNS

KICK RETURNS

GRAIG COOPER

Game	No.	Yds	Avg.	TD	Lg
9/7 at Florida State	5	173	34.6	0	63
9/17 Georgia Tech	2	61	30.5	0	36
9/26 at Virginia Tech					
10/3 Oklahoma					
10/10 Florida A&M					
10/17 at UCF					
10/24 Clemson					
10/31 at Wake Forest					
11/7 Virginia					
11/14 at North Carolina					
11/21 Duke					
11/28 at USF					

MIKE JAMES

Game	No.	Yds	Avg.	TD	Lg
9/7 at Florida State	0	0	0.0	0	0
9/17 Georgia Tech	1	40	40.0	0	40
9/26 at Virginia Tech					
10/3 Oklahoma					
10/10 Florida A&M					
10/17 at UCF					
10/24 Clemson					
10/31 at Wake Forest					
11/7 Virginia					
11/14 at North Carolina					
11/21 Duke					
11/28 at USF					

TRAVIS BENJAMIN

Game	No.	Yds	Avg.	TD	Lg
9/7 at Florida State	2	46	23.0	0	27
9/17 Georgia Tech	3	37	12.3	1	14
9/26 at Virginia Tech					
10/3 Oklahoma					
10/10 Florida A&M					
10/17 at UCF					
10/24 Clemson					
10/31 at Wake Forest					
11/7 Virginia					
11/14 at North Carolina					
11/21 Duke					
11/28 at USF					

PUNT RETURNS

TRAVIS BENJAMIN

Game	No.	Yds	Avg.	TD	Lg
9/7 at Florida State	2	7	3.5	0	6
9/17 Georgia Tech	1	14	14.0	0	14
9/26 at Virginia Tech					
10/3 Oklahoma					
10/10 Florida A&M					
10/17 at UCF					
10/24 Clemson					
10/31 at Wake Forest					
11/7 Virginia					
11/14 at North Carolina					
11/21 Duke					
11/28 at USF					

GRAIG COOPER

Game	No.	Yds	Avg.	TD	Lg
9/7 at Florida State	1	0	0.0	0	0
9/17 Georgia Tech	0	0	0.0	0	0
9/26 at Virginia Tech					
10/3 Oklahoma					
10/10 Florida A&M					
10/17 at UCF					
10/24 Clemson					
10/31 at Wake Forest					
11/7 Virginia					
11/14 at North Carolina					
11/21 Duke					
11/28 at USF					

2009 GAME-BY GAME STATISTICS - DEFENSE

TACKLES FOR LOSS	UA-A	Total	FSU	GT	VT	OKLA	FAMU	UCF	CLEMSON	WAKE	UVA	UNC	DUKE	USF
Vernon, O. DL	2-4	4.0	1.0-3	3.0-11										
Wesley, S. DE	3-0	3.0	1.0-3	2.0-4										
Spence, S. LB	1-2	2.0	1.5-1	0.5-2										
McCarthy, C. LB	1-2	2.0	1.5-2	0.5-2										
Robinson, M. DL	1-1	1.5	1.0-10	0.5-1										
Telemaque, V. DB	1-1	1.5	DNP	1.5-4										
Bailey, A. DL	1-0	1.0	1.0-7	-										
Smith, A. DL	1-0	1.0	-	1.0-3										
Regis, M. DL	0-2	1.0	-	1.0-3										
Sharpton, D. LB	0-1	0.5	0.5-1	-										
Grant, C. DB	0-1	0.5	0.5-3	-										

FUMBLES RECOVERED	No	FSU	GT	VT	OKLA	FAMU	UCF	CLEMSON	WAKE	UVA	UNC	DUKE	USF
Holmes, J.	1	1	-										

FORCED FUMBLES	No	FSU	GT	VT	OKLA	FAMU	UCF	CLEMSON	WAKE	UVA	UNC	DUKE	USF
Robinson, M.	1	1	-										

2009 GAME-BY GAME STATISTICS - KICKING

PUNTING - MATT BOSHER

Opponent	No.	Yards	Avg.	Long	Blk	TB	In20	+50
9/7 at Florida State	4	165	41.2	48	0	1	3	0
9/17 Georgia Tech	1	41	41.0	41	0	1	0	0
9/26 at Virginia Tech								
10/3 Oklahoma								
10/10 Florida A&M								
10/17 at UCF								
10/24 Clemson								
10/31 at Wake Forest								
11/7 Virginia								
11/14 at North Carolina								
11/21 Duke								
11/28 at USF								

PLACEKICKING - MATT BOSHER


EXTRA POINTS		FIELD GOALS				FG BREAKDOWN				
XP/XPA	PCT	FG/FGA	PCT	LG	PTS	1-19	20-29	30-39	40-49	50+
9/9	100.0	2/4	50.0	34	15	1/1	0/1	1/2	0/0	0/0
Opponent	FG/FGA	Distances			XP/XPA	Game Pts.				
9/7 at Florida State	1/1	18g			5/5	8				
9/17 Georgia Tech	1/3	34g, 26 wr, 31 wr			4/4	7				
9/26 at Virginia Tech										
10/3 Oklahoma										
10/10 Florida A&M										
10/17 at UCF										
10/24 Clemson										
10/31 at Wake Forest										
11/7 Virginia										
11/14 at North Carolina										
11/21 Duke										
11/28 at USF										

2009 GAME-BY GAME STATISTICS - DEFENSE


SACKS	UA-A	Total	FSU	GT	VT	OKLA	FAMU	UCF	CLEMSON	WAKE	UVA	UNC	DUKE	USF
Wesley, S. DE	1-0	1.0	-	1.0-3										
Bailey, A. DL	1-0	1.0	1.0-7	-										
Robinson, M. DL	1-0	1.0	1.0-10	-										
Regis, M. DL	0-1	0.5	-	0.5-2										
Vernon, O. DL	0-1	0.5	-	0.5-3										

TACKLES	UA-A	Total	FSU	GT	VT	OKLA	FAMU	UCF	CLEMSON	WAKE	UVA	UNC	DUKE	USF
Harris, B. DB	6-7	13	3-6	3-1										
Sharpton, D. LB	9-3	12	3-1	6-2										
McCarthy, C. LB	5-7	12	5-3	0-4										
Phillips, R. DB	7-4	11	4-2	3-2										
Shields, S.	7-3	10	2-2	5-1										
Vernon, O. DL	3-4	7	1-2	2-2										
Spence, S. LB	2-3	5	2-1	0-2										
Smith, A. DL	3-1	4	1-1	2-0										
Campbell, J. DB	3-1	4	2-1	1-0										
Nicholas, J. DB	2-2	4	2-2	-										
Berry, D.	2-1	3	1-0	1-1										
Regis, M. DL	1-2	3	1-0	0-2										
Robinson, M. DL	2-1	3	2-0	0-1										
Bailey, A. DL	3-0	3	2-0	1-0										
Wesley, S. DE	3-0	3	1-0	2-0										
Telemaque, V. DB	1-2	3	DNP	1-2										
Moncur, E. DL	1-2	3	DNP	1-2										
Brown, A. LB	1-1	2	1-0	0-1										
Joseph, J. DL	2-0	2	1-0	1-0										
Bosher, M.	2-0	2	2-0	-										
Grant, C. DB	1-1	2	1-1	-										
Futch, J. LB	2-0	2	1-0	1-0										
Buchanan, R. LB	1-0	1	1-0	-										
Armstrong, R. DB	1-0	1	1-0	-										
Van Dyke, D. DB	1-0	1	1-0	DNP										
Holmes, J.	0-1	1	-	0-1										
McGee, B.	0-1	1	-	0-1										
Chambers, L.	0-1	1	-	0-1										


INTERCEPTIONS	Total	FSU	GT	VT	OKLA	FAMU	UCF	CLEMSON	WAKE	UVA	UNC	DUKE	USF
Phillips, R. DB	1-0	1-0	-										




MIAMI HURRICANES
38



FLORIDA STATE SEMINOLES
34



MIAMI HURRICANES
33



GEORGIA TECH YELLOW JACKETS
17

MONDAY, SEPT. 7, 2009 - DOAK CAMPBELL STADIUM

Tallahassee, Fla. (AP) - Sophomore quarterback Jacory Harris threw for 386 yards - including a 40-yard pass over double coverage to Travis Benjamin, setting up Graig Cooper's 3-yard touchdown run with 1:53 left - and led the Hurricanes past No. 18 Florida State 38-34 in a wild, back-and-forth game on Labor Day night.

Florida State got to the Miami 2 with 14 seconds left. But Christian Ponder threw three straight incompletions, the last coming on a ball that Jamron Fortson nearly caught in the end zone on the game's final play, and Miami escaped.

Harris completed 21 of 34 passes for two touchdowns and two interceptions. He got hurt on the second of those turnovers; Harris was drilled by blitzing cornerback Greg Reid and his throw on that play resulted in nothing more than a pop fly that Markus White ran back 31 yards for a 31-24 Florida State lead with 11:45 remaining.

Harris connected with Cooper for a 24-yard score to tie the game at 31, and after Florida State took the lead again on Dustin Hopkins' 45-yard field goal with 4:11 left, the 'Canes went back to work. They went 59 yards in six plays, Harris' perfect lob to Benjamin accounting for most of them, and Cooper plowed in for the go-ahead score.

Score by Quarters	1	2	3	4	Score
Miami (Fla.)	7	7	3	21	38
Florida State	7	3	13	11	34

SCORING SUMMARY:

Qtr	Time	Team	Scoring play	Conversion	Plays-Yds	TOP	UM	FSU
1st	12:02	UM	Travis Benjamin 39 yd pass from Jacory Harris (Matt Bosher kick)		6-66	2:58	7	0
	04:55	FS	Piurowski, C 10 yd pass from Ponder, C (Hopkins, D kick)		13-67	7:03	7	7
2nd	02:50	FS	Hopkins, D 52 yd field goal		9-64	4:28	7	10
	00:42	UM	Javarris James 6 yd run (Matt Bosher kick)		7-75	2:00	14	10
3rd	12:01	FS	Ponder, C 9 yd run (Hopkins, D kick failed)		6-46	2:51	14	16
	04:57	FS	Easterling, T 21 yd pass from Ponder, C (Hopkins, D kick)		7-82	3:05	14	23
	03:12	UM	Matt Bosher 18 yd field goal		5-28	1:34	17	23
4th	13:43	UM	Jacory Harris 1 yd run (Matt Bosher kick)		5-61	2:45	24	23
	11:45	FS	White, M 31 yd interception return (Goodman, R pass from Ponder, C)				24	31
	07:14	UM	Graig Cooper 24 yd pass from Jacory Harris (Matt Bosher kick)		10-73	4:19	31	31
	04:11	FS	Hopkins, D 45 yd field goal		7-43	3:00	31	34
	01:53	UM	Graig Cooper 3 yd run (Matt Bosher kick)		6-59	2:12	38	34

Attendance: 81077

TEAM STATISTICS

	UM	FSU
FIRST DOWNS	22	21
RUSHES-YARDS (NET)	30-90	30-110
PASSING YDS (NET)	386	294
Passes Att-Comp-Int	34-21-2	41-24-1
TOTAL OFFENSE PLAYS-YARDS	64-476	71-404
Fumble Returns-Yards	0-0	0-0
Punt Returns-Yards	3-7	0-0
Kickoff Returns-Yards	6-181	7-129
Interception Returns-Yards	1-0	2-31
Punts (Number-Avg)	4-41.2	4-39.5
Fumbles-Lost	0-0	1-1
Penalties-Yards	9-74	5-35
Possession Time	28:35	31:25
Third-Down Conversions	5 of 13	6 of 15
Fourth-Down Conversions	1 of 1	1 of 1
Red-Zone Scores-Chances	4-4	2-3
Sacks By: Number-Yards	2-17	1-8

INDIVIDUAL STATISTICS

RUSHING: Miami (Fla.)-Javarris James 11-36; Graig Cooper 7-31; Thearon, Collier 2-13; Lee Chambers 5-10; Travis Benjamin 1-5; TEAM 1-minus 2; Jacory Harris 3-minus 3. Florida State Jones, T 14-59; Ponder, C 8-28; Givens, L 1-13; Thomas, J 7-10.

PASSING: Miami (Fla.)-Jacory Harris 21-34-2-386. Florida State-Ponder, C 24-41-1-294.

RECEIVING: Miami (Fla.)-Travis Benjamin 4-128; Leonard Hankerson 4-72; Aldarius Johnson 3-48; Javarris James 3-35; Dedrick Epps 2-46; Thearon, Collier 2-28; Graig Cooper 2-24; Mike James 1-5. Florida State-Goodman, R 5-82; Reed, B 5-63; Fortson, J 3-53; Piurowski, C 3-33; Owens, R 3-31; Easterling, T 2-21; Thomas, J 2-7; Reliford, B 1-4.

THURSDAY, SEPT. 17, 2009 - LAND SHARK STADIUM

MIAMI (AP) - Miami quarterback Jacory Harris raised some eyebrows this week when he suggested the Hurricanes' offense couldn't be stopped. Georgia Tech did nothing to disprove that theory. Cool and in control throughout, Harris completed 20 of 25 passes for 270 yards and three touchdowns, and the 20th-ranked Hurricanes put an emphatic end to a four-game losing streak against No. 14 Georgia Tech with a 33-17 victory Thursday night.

Miami (2-0, 2-0 Atlantic Coast Conference) matched its best league start since 2004, outgained Georgia Tech 453-228 and set up a Coastal Division showdown at Virginia Tech on Sept. 26. Graig Cooper ran for 93 yards, Javarris James rushed for 72 more and a touchdown, and LaRon Byrd caught five passes for 83 yards and another score. Georgia Tech (2-1, 1-1) blew Miami out a year ago, dooming the Hurricanes' conference title hopes by rushing for 472 yards. This time, Miami handled the triple option with relative ease, holding the Yellow Jackets to 95 yards rushing -- nearly half of those on the game's first drive.

Harris led Miami to scores on its first three possessions, the Hurricanes led 24-3 early in the third quarter after James scored from 3 yards out to cap a 60-yard, six-play drive, and the Hurricanes sauntered off celebrating their most significant win in years.

The Yellow Jackets ran for 45 yards on that drive--and managed only 42 more the rest of the half. Meanwhile, Harris was the picture of cool, setting the tone for the Miami sideline.

He used seven receivers in the first half alone, the Hurricanes scored on their first three possessions and the big-play capability that Miami flashed against Florida State continued, with nine gains of at least 10 yards in the opening two quarters. A 35-yard pass to Leonard Hankerson was immediately followed by a 40-yard toss to Byrd for Miami's first touchdown. Dedrick Epps caught a 13-yarder for a 14-3 lead early in the second quarter, and Matt Bosher connected on a 34-yard field goal with 5:45 left in the half.

Score by Quarters	1	2	3	4	Score
Georgia Tech	3	0	7	7	17
Miami (Fla.)	7	10	16	0	33

SCORING SUMMARY:

Qtr	Time	Team	Scoring play	Conversion	Plays-Yds	TOP	GT	UM
1st	08:09	GT	Blair,S. 32 yd field goal			13-45	6:51	3 0
	06:30	UM	LaRon Byrd 40 yd pass from Jacory Harris (Matt Bosher kick)			4-75	1:39	3 7
2nd	13:33	UM	Dedrick Epps 13 yd pass from Jacory Harris (Matt Bosher kick)			13-71	5:54	3 14
	05:45	UM	Matt Bosher 34 yd field goal			8-61	3:29	3 17
3rd	11:50	UM	Javarris James 3 yd run (Matt Bosher kick)			6-60	3:10	3 24
	08:07	GT	Allen,A. 3 yd run (Blair,S. kick)			7-60	3:43	10 24
	03:08	UM	Jimmy Graham 14 yd pass from Jacory Harris (Matt Bosher kick)			9-52	4:59	10 31
	00:32	UM	TEAM safety					10 33
4th	08:37	GT	Thomas,D. 56 yd pass from Nesbitt,J. (Blair,S. kick)			4-80	2:17	17 33

Attendance: 45329

TEAM STATISTICS

	GT	UM
FIRST DOWNS	12	21
RUSHES-YARDS (NET)	39-95	39-184
PASSING YDS (NET)	133	270
Passes Att-Comp-Int	15-6-0	25-20-0
TOTAL OFFENSE PLAYS-YARDS	54-228	64-454
Fumble Returns-Yards	0-0	0-0
Punt Returns-Yards	0-0	1-14
Kickoff Returns-Yards	4-111	4-119
Interception Returns-Yards	0-0	0-0
Punts (Number-Avg)	3-45.7	1-41.0
Fumbles-Lost	3-0	0-0
Penalties-Yards	8-44	9-74
Possession Time	26:25	33:35
Third-Down Conversions	6 of 14	8 of 13
Fourth-Down Conversions	0 of 2	0 of 0
Red-Zone Scores-Chances	2-3	4-6
Sacks By: Number-Yards	0-0	2-8

INDIVIDUAL STATISTICS

RUSHING: Georgia Tech-Allen,A. 6-42; Nesbitt,J. 14-29; Jones,R. 6-18; Wright, M. 3-7; Dwyer,J. 5-7; Cox,L. 2-6; Lyons,P. 1-6; Peoples,E. 1-3; Team 1-minus 23.

Miami (Fla.)-Graig Cooper 17-93; Javarris James 14-72; Travis Benjamin 1-13; Lee Chambers 2-12; Jacory Harris 1-0; TEAM 4-minus 6.

PASSING: Georgia Tech-Nesbitt,J. 6-15-0-133. Miami (Fla.)-Jacory Harris 20-25-0-270.

RECEIVING: Georgia Tech-Thomas,D. 6-133. Miami (Fla.)-LaRon Byrd 5-83; Dedrick Epps 3-37; Graig Cooper 3-32; Travis Benjamin 3-29; Javarris James 2-12; Leonard Hankerson 1-35; Jimmy Graham 1-14; Tervaris Johnson 1-14; Patrick Hill 1-14.

Miami (FL) (2 - 0 - 0)

Thru: 09/19/2009 - Week 3

SCHEDULE AND RESULTS

2-0-0 W-2

Atlantic Coast Conference Record: 2-0-0

Date	Location	Score	Result
Mon 09/07/2009	@ Florida St. *	38 - 34	W
Thu 09/17/2009	GEORGIA TECH *	33 - 17	W
Sat 09/26/2009	@ Virginia Tech		
Sat 10/03/2009	OKLAHOMA		
Sat 10/10/2009	FLORIDA A&M		
Sat 10/17/2009	@ UCF *		
Sat 10/24/2009	CLEMSON		
Sat 10/31/2009	@ Wake Forest		
Sat 11/07/2009	VIRGINIA		
Sat 11/14/2009	@ North Carolina		
Sat 11/21/2009	DUKE		
Sat 11/28/2009	@ South Fla.		

HOME GAME IN CAPS * Night Game ^ Neutral Site
OT Overtime Game

TEAM RANKINGS

120 teams ranked in Football Bowl Subdivision
12 teams ranked in the Atlantic Coast Conference

Category	National Rank	Actual	National Leader	Actual	Conf Rank	Atlantic Coast Conference Leader	Actual
Rushing Offense	70	137.00	Air Force	344.33	8	Georgia Tech	243.67
Passing Offense	8	328.00	Texas Tech	444.33	1	Miami (FL)	328.00
Total Offense	16	465.00	Texas A&M	589.50	1	Miami (FL)	465.00
Scoring Offense	29	35.50	Houston	50.00	3	North Carolina St.	37.67
Rushing Defense	38	102.50	Oklahoma	40.67	5	North Carolina	52.33
Pass Efficiency Defense	85	131.76	Arizona St.	64.46	9	Clemson	66.52
Total Defense	45	316.00	Arizona St.	149.50	5	North Carolina St.	168.33
Scoring Defense	76	25.50	Oklahoma	4.67	8	North Carolina St.	9.33
Net Punting	95	33.20	Georgia	47.36	10	Virginia	38.53
Punt Returns	81	5.25	Louisiana Tech	45.50	10	Georgia Tech	43.00
Kickoff Returns	13	30.00	Arizona St.	50.75	2	Virginia Tech	30.75
Turnover Margin	T-63	.00	Arizona St.	4.00	6	Florida St.	1.00
Pass Defense	68	213.50	Eastern Mich.	78.00	9	Boston College	90.00
Passing Efficiency	2	184.08	Notre Dame	186.14	1	Miami (FL)	184.08
Sacks	T-48	2.00	TCU	5.50	5	North Carolina St.	3.00
Tackles For Loss	T-6	9.00	Oklahoma	11.33	1	Miami (FL)	9.00
Sacks Allowed	9	.50	La.-Lafayette	.00	1	Miami (FL)	.50

T=tied at this ranking

PLAYER RANKINGS

Player must have played in 75% of team's games
Summary of the top 100 national leaders and top 25 conference leaders
15 categories ranked

Category	Player	National Rank	Actual	National Leader	Actual	Conf Rank	Atlantic Coast Conference Leader	Actual
Rushing	Graig Cooper	82	62.00	Mathews (Fresno St.)	149.00	8	Williams (Virginia Tech)	114.00
	Javarris James		54.00			12		
Passing Efficiency (Min. 15 Att./Game)	Jacory Harris	3	184.07	Mallett (Arkansas)	193.49	1	Harris (Miami (FL))	184.07
Total Offense	Jacory Harris	8	326.50	Alexander (Hawaii)	446.00	1	Harris (Miami (FL))	326.50
	Graig Cooper		62.00			19		
	Javarris James		54.00			24		
Receptions Per Game	Travis Benjamin		3.50	Barnes (Bowling Green)	14.00	12	Williams (Duke)	5.67
Receiving Yards Per Game	Travis Benjamin	T-46	78.50	Salas (Hawaii)	159.67	3	Thomas (Georgia Tech)	109.00
	Leonard Hankerson		53.50			9		
	Dedrick Epps		41.50			T-18		
	LaRon Byrd		41.50			T-18		
Interceptions	Randy Phillips	T-45	.50	Moore (UCLA)	1.67	8	McDaniel (Clemson)	1.33
Punting (Min. 3.6 Punts/Game)				Butler (Georgia)	54.55		Bowden (Virginia Tech)	46.26
Punt Returns (Min. 1.2 Ret./Game)	Travis Benjamin	T-46	7.00	Tarrant (Georgia Tech)	43.00	9	Tarrant (Georgia Tech)	43.00
Kickoff Returns (Min. 1.2 Ret./Game)	Graig Cooper	12	34.00	Owusu (Stanford)	52.80	3	Roberts (Virginia Tech)	48.33
Field Goals	Matt Boshier	T-54	1.00	Jackson (Clemson)	3.67	T-6	Jackson (Clemson)	3.67
Scoring	Matt Boshier	T-92	7.50	Best (California)	18.00	8	Jackson (Clemson)	13.67
	Graig Cooper		6.00			T-15		
	Javarris James		6.00			T-15		
All-Purpose Runners	Graig Cooper	3	209.00	Smith (Maryland)	249.00	3	Smith (Maryland)	249.00
	Travis Benjamin	99	107.00			10		
	Javarris James		77.50			21		
Sacks	Marcus Robinson		.50	Miller (Texas A&M)	3.00	T-8	Morgan (Georgia Tech)	1.67
	Allen Bailey		.50			T-8		
	Steven Wesley		.50			T-8		
Tackles	Brandon Harris		6.50	Cromartie-Smith (UTEP)	14.00	20	Rey (Duke)	10.67
	Darryl Sharpton		6.00			T-25		
Tackles For Loss	Olivier Vernon	T-23	1.75	Miller (Texas A&M)	3.00	4	Morgan (Georgia Tech)	2.17
	Steven Wesley	T-40	1.50			6		
	Sean Spence		1.00			T-12		

T=tied at this ranking