



2012-13 SCHEDULE/RESULTS

NOVEMBER

2	ROLLINS (Exhibition)	W, 73-66
9	RADFORD (ESPN3)	W, 79-67
16	vs. #23 UConn % (CBS SN)	L, 71-77
17	vs. Iona %	L, 68-94
19	vs. Mercer %	W, 74-71
23	WILLIAM & MARY (ESPN3)	W, 63-57
27	NEBRASKA (ESPNU)	L, 63-79

DECEMBER

1	at Richmond	L, 60-62
5	HIGH POINT (ESPN3)	W, 71-60
8	SETON HALL (ESPN3)	L, 67-71
18	FURMAN (RSN)	W, 79-55
22	at UNCG (ESPN3)	W, 84-70

JANUARY

2	XAVIER (ESPN3)	W, 66-59
5	at #1 Duke* (ESPNU)	L, 62-80
9	VIRGINIA* (RSN)	W, 55-52
12	BOSTON COLLEGE* (RSN)	W, 75-72
15	at Clemson* (ESPNU)	L, 44-60
19	at Virginia Tech* (ACC Network)	L, 65-66
22	#18 NC STATE* (RSN)	W, 86-84
26	at Georgia Tech* (ACC Network)	L, 62-82
30	#5 DUKE* (ACC Network)	L, 70-75

FEBRUARY

2	at Maryland* (RSN)	L, 60-86
5	at North Carolina* (ESPNU)	L, 62-87
9	FLORIDA STATE* (ESPN2)	W, 71-46
13	at Boston College* (RSN)	L, 63-66
16	GEORGIA TECH* (RSN)	L, 56-57
23	#2 MIAMI* (RSN)	1:00
26	at Florida State* (ESPNU)	9:00

MARCH

2	MARYLAND* (ACC Network)	12:00
6	at NC State* (ACC Network)	9:00
10	VIRGINIA TECH* (ACC Network)	2:00
14-17 ACC Tournament (Greensboro, N.C.)		

Home games in **BOLD CAPS**.

% - Paradise Jam (St. Thomas, USVI)

* - ACC game

WAKE FOREST ATHLETIC COMMUNICATIONS

519 Deacon Blvd., Winston-Salem, NC, 27105
 Phone: (336) 758-5640 / Fax: (336) 758-5140
 Scott Wortman, Associate Director (MBK Contact)
 Cell: (419) 203-4229 / Office: (336) 758-6099
 Email: wortmasm@wfu.edu
 WakeForestSports.com / @SIDeacons



WAKE FOREST vs. MIAMI

DEMON DEACONS

11-14, 4-9 ACC

HURRICANES

22-3, 13-0 ACC



GAME #26 ■ LAWRENCE JOEL VETERANS MEMORIAL COLISEUM ■ WINSTON-SALEM, N.C.

WAKE FOREST WELCOMES IN NO. 2-RANKED MIAMI ON SATURDAY

- Wake Forest will welcome in No. 2-ranked Miami on Saturday afternoon, looking to snap the Hurricanes' undefeated run through the ACC.
- Tip-off for the teams' first and only scheduled meeting of the season is set for 1 p.m. at the Lawrence Joel Coliseum.

WHERE TO WATCH & LISTEN

- Saturday's game will be televised regionally by Fox Sports. Rich Waltz (play-by-play) and Eddie Fogler (color) will call the action.
- The game can also be heard on the Wake Forest IMG Sports Network and online at WakeForestSports.com. Stan Cotten (play-by-play) and Mark Freidinger (color) have the call.

LAST TIME OUT

- Wake Forest is coming off a 57-56 loss to Georgia Tech last Saturday in Winston-Salem. The Yellow Jackets' Robert Carter Jr. hit two free throws with eight seconds remaining to steal the win for Georgia Tech. Devin Thomas' would-be game-winning 17-footer missed at the buzzer.
- Travis McKie had sunk a 3-pointer with 1:23 remaining to put the Deacons in front 56-53, but Marcus Georges-Hunt cut the lead to a point on a layup with 59 seconds left before Carter Jr. hit the winning free throws.
- McKie and C.J. Harris each scored 15 points for the Deacons. Nine of Harris' 15 points came in the final six minutes. Thomas just missed a double-double with nine points and a game-high 12 rebounds.
- Wake Forest shot only 29 percent (14-of-48) from the field but stayed in the game by going 23-of-25 (92 percent) from the free throw line.

THE OPPOSITION

- No. 2-ranked Miami (22-3, 13-0 ACC) is coming off a 54-50 win over Virginia on Tuesday in Coral Gables. The Hurricanes have won 14 straight since the start of the new year.

SERIES HISTORY

- Wake Forest leads the all-time series with Miami, 8-6. The Hurricanes have won three straight and five of the past six meetings since 2008-09.
- In the Hurricanes' last visit to the Joel Coliseum, Miami pulled out a 74-73 win in 2010-11, as Reggie Johnson hit two free throws with four seconds remaining. It marked Miami's first-ever win at the Joel in six tries.

NEXT UP...

- Wake Forest will play at Florida State on Tuesday, Feb. 26, at 9 p.m. Wake Forest will be seeking a series sweep of FSU after defeating the Seminoles 71-46 on Feb. 9 in Winston-Salem. Florida State (14-12, 6-7 ACC) will play at Virginia Tech on Sunday before hosting the Deacons.
- The Deacons will then return home to host Maryland on Saturday, March 2, at noon. Wake Forest will honor its seniors in a pre-game ceremony before retiring Chris Paul's No. 3 jersey at halftime of the game. Maryland (18-8, 6-7 ACC) is set to host Clemson and play at Georgia Tech.

WHAT'S INSIDE

Wake Forest Game Notes	3-6
Series History	7
ACC Stats & Standings	8
Wake Forest's Record When	9
The Last Time	10
Wake Forest Coaching Staff	11
Roster & Pronunciations	12
2011-12 WFU-Miami Box Score	13
Season Statistics	14-25
Game Box Scores	26-30
Player Pages	31-40
Opponents' Schedules/Results	41-42
Photo Roster	43

SERIES HISTORY

Overall: Wake Forest leads 8-6
Series Started: 1939-40 season
At Wake Forest: 6-1 (5-1 at LJVIM)
At Miami: 2-4 (2-4 at BankUnited)
At ACC Tournament: 0-1

RECENT SERIES RESULTS

Date	Site	W/L	Score
2.18.12	A	L	56-74
2.9.11	H	L	73-74
3.11.10	ACCT	L	62-83
2.2.10	H	W	62-53
1.9.10	A	L	66-67

STATISTICAL COMPARISON

	Wake	Miami
Overall Record	11-14	22-3
Conference Record	4-9	13-0
Scoring Offense	67.0	68.9
Scoring Defense	69.4	58.4
Scoring Margin	-2.4	+10.5
FG Percentage	.432	.461
3-pt FG Percentage	.341	.352
FT Percentage	.681	.658
FG Percentage Defense	.452	.379
3-Pointers Per Game	5.2	6.5
Rebounding Offense	33.2	36.2
Rebound Margin	-1.1	+2.3
Assists Per Game	11.2	11.7
Turnovers Per Game	14.6	11.1
Turnover Margin	-0.5	+1.2
Assist/Turnover Ratio	0.8	1.1
Steals pg	7.1	6.8
Blocked Shots pg	4.3	5.0

WAKE FOREST'S PROJECTED STARTING LINEUP

G	G	F	F	F
0	11	30	45	2
CODI MILLER-McINTYRE FRESHMAN ■ CONCORD, N.C.	C.J. HARRIS SENIOR ■ WINSTON-SALEM, N.C.	TRAVIS MCKIE JUNIOR ■ RICHMOND, VA.	ARNAUD WM. ADALA MOTO FRESHMAN ■ YAONDE, CAMEROON	DEVIN THOMAS FRESHMAN ■ HARRISBURG, PA.
PPG RPG APG MPG	PPG RPG APG MPG	PPG RPG STL MPG	PPG RPG STL MPG	PPG RPG BLK MPG
8.1 2.6 2.6 28.7	14.8 2.1 1.9 32.8	14.4 7.4 35 32.1	5.6 4.0 16 15.4	8.1 7.8 35 26.6



	N2	ROLLINS (Exhibition)	W 73-66	Wake Forest overcame an early deficit to beat Rollins, who featured six Division I transfers. McKie had 17 points; Jones added 5 assists and 7 steals.
	N9	RADFORD	W, 79-67	Six Deacons scored in double figures, led by Harris' 19, and Wake Forest shot 63.6 percent from the floor. McKie added 11 points, 9 rebounds.
	N16	vs. #23 Connecticut	L, 71-77	No. 23 UConn used a 12-0 run in the second half to erase Deacon lead. Miller-McIntyre had game-highs of 21 points and 5 assists.
	N17	vs. Iona	L, 68-94	Iona raced out to a big lead and never looked back. McKie led the Deacons with 13 points, and Harris and Jones had 10 points apiece.
	N19	vs. Mercer	W, 74-71	Harris found McKie for the game-winning baseline dunk with 18 seconds left, Wake's first lead of the game after trailing by 11 in second half.
	N23	WILLIAM & MARY	W, 63-57	The Deacons rallied from 13 down in first half and seven down at halftime. Harris scored 18 points, and Wake went 9-of-10 from line in final 2:15.
	N27	NEBRASKA	L, 63-79	Nebraska used an early second-half surge to post its first win in the ACC/Big Ten Challenge. Jones led Wake Forest with 14 points off the bench.
	D1	at Richmond	L, 60-62	Richmond made 17-of-18 free throws in the second half to nip the Deacs. Thomas led Wake Forest with 11 points, while Cavanaugh had 10.
	D5	HIGH POINT	W, 71-60	Fischer hit five 3-pointers and scored 15 points to lead the Deacons, who shot 50 percent as a team in the second half.
	D8	SETON HALL	L, 67-71	Harris scored career-high 28 points and hit 7-of-10 from 3-point range, but Seton Hall erased a 14-point second-half deficit to steal away the win.
	D18	FURMAN	W, 79-55	Wake Forest ended the first half on a 10-0 run to take control. Harris scored 10 points and McKie had 16 to lead the Deacons in the rout.
	D22	at UNCG	W, 84-70	The Deacons closed the first half on a 12-2 run to take control. McKie led Wake with 19 points, and Fischer scored 13 points off the bench.
	J2	XAVIER	W, 66-59	Wake Forest used a late 12-0 run to outlast Xavier in the Skip Prosser Classic. McKie had 19 points and Thomas pulled down 14 rebounds.
	J5	at #1 Duke	L, 62-80	No. 1 Duke hit a barrage of 3-pointers early to win the teams' ACC opener. McKie posted a double-double of 22 points & 11 rebounds to lead Wake.
	J9	VIRGINIA	W, 55-52	The Deacons held off a late Cavalier rally for their 10th straight win over UVA at the Joel. Harris had 16 points and went 8-for-8 at the line.
	J12	BOSTON COLLEGE	W, 75-72	Harris scored career-high 29 points and Wake Forest staved off a late BC rally. Harris was 10-of-13 from the field, and McKie added 18 points.
	J15	at Clemson	L, 44-60	Clemson used a 15-2 run midway through the first half to take control, as Wake Forest shot just 24 percent from the field. McKie had 12 pts, 11 reb.
	J19	at Virginia Tech	L, 65-66	Robert Brown hit the game-winning jumper in the lane with 12 seconds left, as Virginia Tech battled back from an 8-point second-half deficit.
	J22	#18 NC STATE	W, 86-84	Wake Forest rallied from 16 down in the first half and 12 down at halftime to stun No. 18 NC State. Thomas had 25 points, 14 rebounds, 4 blocks.
	J26	at Georgia Tech	L, 62-82	Georgia Tech jumped out to a 16-0 lead and never looked back. Harris led the Deacons with 18 points, and Thomas had 13 boards and 5 blocks.
	J30	#5 DUKE	L, 70-75	No. 5 Duke ended the game on a 10-4 run to slip by Wake Forest. Thomas had 15 points and 6 rebounds, and McKie had 14 points and 7 boards.
	F2	at Maryland	L, 60-86	Maryland shot 74 percent in the first half and 67 percent for the game. McKie led Wake with 15 points, and Miller-McIntyre had 14.
	F5	at North Carolina	L, 62-87	The Tar Heels closed the first half on a 15-1 run to take control. Thomas had a double-double (11p, 13r) and Adala Moto scored 13 points.
	F9	FLORIDA STATE	W, 71-46	Wake Forest never trailed in upending the defending ACC champion. The Deacs outrebounded the Noles 45-25 and held FSU to 32 percent shooting.
	F13	at Boston College	L, 63-66	BC scored the final 10 points of the game to erase a seven-point deficit with two minutes to play. Harris led Wake with 23 points and 4 assists.
	F16	GEORGIA TECH	L, 56-57	Georgia Tech's Robert Carter Jr. hit two free throws with eight seconds left to steal the win. Thomas' would-be game-winner missed at the buzzer.
	F23	#2 MIAMI	1:00	The Deacs and Hurricanes will play just once for the third straight season. Wake Forest has won five of the six all-time meetings at the Joel.
	F26	at Florida State	9:00	Wake Forest will play in Tallahassee for the first time since 2010-11. The Deacs have dropped five of their past six road games with the Seminoles.
	M2	MARYLAND	12:00	The Deacons host the Terrapins for the first time since 2010-11. Wake Forest has won four of seven home meetings with Maryland since 2002-03.
	M6	at NC State	9:00	Wake Forest and NC State have played at least twice a season every year since 1931, except for 1944 when the Deacons did not field a team.
	M10	VIRGINIA TECH	2:00	Wake Forest hosts Virginia Tech for Senior Day, when the Deacons will honor C.J. Harris and Spencer Jennings.
	M14-17	ACC Tournament (Greensboro, NC)		The ACC Tournament returns to Greensboro, where Wake Forest won titles in 1995 and 1996. The Deacons are 16-21 in Tournament games in G'boro.



DEMON DEACON BASKETBALL HISTORY

Years of Basketball	106th
1st Season of Basketball	1906
All-Time Head Coaches	21
ACC Head Coaches	10
All-Time Record	1,456-1,127 (.564)
Winning Seasons	64
.500 Seasons	5
Losing Seasons	36
20+ Win Seasons	21
Record at Joel Coliseum	293-81 (.783)

ACC GAMES ONLY

Won-Loss Record	406-457 (.470)
Titles	4
Regular Season Titles	4
Winning Seasons	24
.500 Seasons	6
Losing Seasons	29
Record at Joel Coliseum	125-63 (.665)

NCAA TOURNAMENT

Tournament Appearances	22
Most Recent Appearance	2010
Consecutive Appearances	2
Won-Loss Record	28-22
NCAA Sweet 16s	10
NCAA Final Eight	7
Final Four Appearances	1
NCAA Championships	0

POSTSEASON NIT

Tournament Appearances	6
Last Appearance	2006 (1st round)
NIT Won-Loss Record	10-5
NIT Championships	1 (2000)

NATIONAL RANKINGS

Ranked in Final AP Top 10	3
Ranked in Final Coaches Top 10	4
Total Weeks in the AP Poll	271
Total Weeks in the AP Top 10	105

ACC HONORS

All-ACC Selections	79
ACC Player of the Year	10
ACC Rookie of the Year	3
ACC Coach of the Year	7
ACC All-Freshman Team	10
Academic All-ACC Selections	39
ACC Player of the Week	68
ACC Rookie of the Week	73
All-Tournament (1st Team)	29
All-Tournament (2nd Team)	22
ACC Tournament MVP	5

NATIONAL HONORS

All-Americans	19 times (14 players)
Consensus All-Americans	5
Academic 1st Team All-Americans	0
National Player of the Year	2
National Coach of the Year	1

LAST TIME OUT

Georgia Tech's Robert Carter Jr. hit two free throws with eight seconds remaining to give the Yellow Jackets a 57-56 win over Wake Forest on Saturday at the Joel Coliseum.

Travis McKie had sunk a 3-pointer with 1:23 remaining to put the Deacons in front 56-53, but Marcus Georges-Hunt cut the Wake Forest lead to a point on a layup with 59 seconds left before Carter Jr. hit the winning free throws.

Devin Thomas had one last chance to win the game for the Deacons at the buzzer, but his midrange jumper missed.

McKie and C.J. Harris each scored 15 points for the Deacons. Nine of Harris' 15 points came in the final six minutes.

Thomas just missed a double-double with nine points and a game-high 12 rebounds.

Aaron Rountree III came off the bench to tally four blocks and two steals in 15 minutes on the court.

Wake Forest shot only 29 percent (14-of-48) from the field but stayed in the game by going 23-of-25 (92 percent) from the free throw line.

Arnaud William Adala Moto missed Wake Forest's only free throws of the day but still finished 6-of-8 from the line. Harris (7-7), Thomas (3-3), McKie (3-3), Codi Miller-McIntyre (2-2) and Rountree (2-2) all went perfect from the charity stripe.

Both teams struggled to shoot from the field, as Georgia Tech went 22-of-56 for 39 percent on the day.

Wake Forest wore specially-made white uniforms trimmed in pink, as well as pink and gray CP3 Nike shoes, in support of cancer awareness.

HARRIS HAS MADE 25 STRAIGHT FREE THROWS

- C.J. Harris has made 25 straight free throws dating back to the second half of the Duke game on Jan. 30.
- Including the Duke game, Harris has made 29 of his last 30 free throw attempts.
- Harris has not missed a free throw in each of the past five games, averaging almost five free throw attempts per game during the stretch.
- Harris has been the ACC's best free throw shooter this season, leading the league in overall games (85.7%) and conference games (89.7%).
- Last season, Harris shot 94.7 percent (72-of-76) in league play to lead the conference.
- For his career, Harris is an 83.6 percent free throw shooter, which is tied for sixth in school history and 25th in ACC history. He is 503-for-602 from the line for his career.
- This marks the third straight season that Harris has had a streak of 20+ free throws made. Last year, he made 24 straight and as a sophomore he made 21 straight.

WAKE FOREST VS. TOP 5 TEAMS

Wake Forest is 2-1 all-time against top-five ranked teams not named Duke or North Carolina at the Joel Coliseum. The Deacons earned wins over No. 4 Maryland in 1999 and No. 3 Kansas in 2000 and lost to No. 3 Maryland in 2002.

WAKE FOREST IN GAMES AFTER BEING IDLE

Wake Forest was idle during the recent mid-week, giving the Demon Deacons a full week of rest and preparation.

Over the past five seasons, the Deacons have won four of their five games coming off a "bye" during the ACC season.

Wake Forest defeated Miami at home in 2007-08, No. 1 Duke at home in 2008-09, Virginia at home in 2010-11 and Boston College at home in 2011-12.

The Deacons' only post-bye loss during the five-year stretch was a home setback to North Carolina in 2009-10.

THOMAS IS ACC ROOKIE OF THE YEAR CANDIDATE

Since the calendar flipped to 2013, forward Devin Thomas has proven to be one of the most productive freshmen in the country. Thomas has played himself into the conversation for ACC Rookie of the Year honors.

- Beginning with the Xavier game, Thomas has double-digit rebounds in seven of the past 14 games and is averaging 9.7 rebounds. Before the stretch, he was averaging 5.5 per game.
- Thomas leads all ACC freshmen in rebounding (7.8 rpg) and blocked shots (1.4 bpg). He is the only rookie ranked in the top 10 in the ACC in each category, as he is eighth in rebounding and sixth in blocks.
- Thomas ranks third in rebounding in conference games with 9.4 per game. He is also fifth in offensive boards with 3.2.
- Thomas has scored in double figures in six of the past 10 games. He has shot 50 percent or better in seven of the 10 games during the stretch.
- Thomas has posted two double-doubles in conference play: 25 points and 14 rebounds vs. NC State; 11 points and 13 rebounds at North Carolina.
- A stat stuffer, Thomas ranks fourth on the team with 32 assists for an average of 1.3 per game. He also leads the team in blocks (35) and is third in steals (24).
- Thomas is able to play physical in the post without getting in too much foul trouble. He averages just over two fouls per game and has yet to foul out of a game this season.
- Thomas leads all ACC freshmen with six double-figure rebounding games. He has two games of 14 rebounds, which is tied for the second-most by a rookie this year.
- Thomas is the only ACC freshmen with a "20 & 10" game to his credit this season.

ALL-ACC CANDIDATE AND STAT STUFFER McKIE

One of the most versatile players in the ACC, Travis McKie has been one of the best stat stuffers around.

McKie leads the Deacons in steals (35) and ranks second in scoring (14.4), rebounding (7.4), 3-pointers made (29) and free throw percentage (77.5%), third in blocks (19) and fifth in assists (29).

McKie ranks 10th in the ACC in both scoring and rebounding. He is also sixth in the league in steals and seventh in free throw percentage. He is one of just two forwards ranked among the ACC's top 10 in steals.

McKie has scored in double figures in 16 of the past 17 games and in 21 games overall this season.

McKie has registered multiple assists in 11 games this season. He also has nine multi-steal games and five multi-block performances.

The junior from Richmond, Va. has four double-doubles on the year, including back-to-back double-doubles on the road at Clemson and at Virginia Tech.

McKIE HEATING UP FROM LONG RANGE

Travis McKie has hit multiple 3-pointers in five of his past six games, including three in five attempts at Maryland and two in each of the past three games.

Over the past 11 games (since the Jan. 12 BC game), McKie has hit 20 of his 29 total 3-pointers for the season. Going into the BC game, McKie had made 9-of-35 3-point attempts for 25.7 percent.

McKie has 10 games with multiple 3-pointers this season, five of which have come in the past six games.

On the season, McKie is shooting 35.4 percent (29-of-82) from long distance. He is shooting 43.1 percent (22-of-51) from beyond the arc in conference games.



CAREER GAMES PLAYED/STARTED

	GP	GS
Arnaud William Adala Moto	25	13
Tyler Cavanaugh	25	6
Chase Fischer	56	6
Daniel Green	27	0
C.J. Harris	127	108
Spencer Jennings	9	0
Madison Jones	25	3
Travis McKie	88	88
Codi Miller-McIntyre	25	25
Doug Niedrich	2	0
Aaron Rountree III	24	0
Devin Thomas	25	25
Andre Washington	14	0

GAMES STARTED STREAKS

	Career	
	Current	Long
Arnaud William Adala Moto	3	10
Tyler Cavanaugh	0	3
Chase Fischer	0	3
C.J. Harris	87	87*
Madison Jones	0	2
Travis McKie	88	88
Codi Miller-McIntyre	25	25
Devin Thomas	25	25

*Missed one game during streak due to injury; has started every game he has been available to play.

RECORDS VS. CONFERENCES

Conference	All-Time	12-13
ACC	568-738	4-9
*ACC Atlantic Div.	284-289	3-3
*ACC Coastal Div.	284-450	1-6
Atlantic 10	93-69	1-1
Atlantic Sun	18-2	1-0
Big East	25-36	0-2
Big South	65-8	2-0
Big 10	18-17	0-1
Colonial Athletic Assoc.	53-14	1-0
MAAC	14-7	0-1
Southern Conference	168-40	2-0
America East	2-0	--
Big 12	13-11	--
Big Sky	0-0	--
Big West	3-0	--
Conference USA	19-5	--
Great West	0-0	--
Horizon League	2-1	--
Independents	1-0	--
Ivy League	15-5	--
MAC	4-1	--
MEAC	17-0	--
Missouri Valley	4-3	--
Mountain West	8-3	--
Northeast	17-0	--
Ohio Valley	3-0	--
Pac-12	10-12	--
Patriot League	22-5	--
SEC	79-58	--
Southland	1-0	--
Summit	0-0	--
Sun Belt	1-0	--
SWAC	1-0	--
West Coast	8-3	--
WAC	2-0	--

**Records reflect games played against current members of each conference.



NATIONAL POLLS

ASSOCIATED PRESS (FEB. 18)

School	Rec	Pts	Prev
1. Indiana (43)	24-3	1597	1
2. Miami (20)	22-3	1571	3
3. Gonzaga (2)	25-2	1428	5
4. Michigan State	22-5	1416	8
5. Florida	21-4	1387	7
6. Duke	22-3	1308	2
7. Michigan	22-4	1264	4
8. Syracuse	21-4	1125	6
9. Kansas	21-4	1077	14
10. Louisville	21-5	1011	12
11. Georgetown	19-4	952	15
12. Arizona	21-4	924	9
13. Kansas State	21-5	848	10
14. Oklahoma State	19-5	786	17
15. Butler	22-5	659	11
16. New Mexico	22-4	654	19
17. Marquette	19-6	524	18
18. Ohio State	18-7	458	13
19. Wisconsin	18-8	406	20
20. Pittsburgh	20-7	370	16
21. Memphis	22-3	362	22
22. Colorado State	21-4	307	24
23. Oregon	21-5	216	23
24. VCU	21-6	123	-
25. Notre Dame	21-6	79	21

Opponents Receiving Votes: NC State 20, Maryland 2.

ESPN/USA TODAY COACHES (FEB. 18)

School	Rec	Pts	Prev
1. Indiana (19)	24-3	757	2
2. Miami (7)	22-3	728	4
3. Gonzaga (3)	25-2	710	3
4. Florida (2)	21-4	685	6
5. Michigan State	22-5	658	8
6. Duke	22-3	594	1
7. Michigan	22-4	561	5
8. Syracuse	21-4	541	7
9. Kansas	21-4	518	13
10. Louisville	21-5	511	12
11. Georgetown	19-4	457	15
12. Arizona	21-4	415	9
13. Kansas State	21-5	365	11
14. Oklahoma State	19-5	351	16
15. Butler	22-5	321	10
16. New Mexico	22-4	299	18
17. Wisconsin	18-8	258	19
18. Ohio State	18-7	239	14
19. Memphis	22-3	191	25
20. Marquette	19-6	190	20
21. Colorado State	21-4	182	24
22. Pittsburgh	20-7	161	17
23. Oregon	21-5	92	-
24. VCU	21-6	91	-
25. Notre Dame	21-6	50	21

Opponents Receiving Votes: None.

HARRIS PROVES STEADY FOR WAKE FOREST

C.J. Harris has been a steady, productive force for the Deacons this season. The senior guard has scored in double figures in 17 of the past 18 games—a stretch that includes four 20-point performances.

One of the top scoring guards in the conference, Harris ranks seventh in the ACC with 14.8 points per game. Harris also leads the league in free throw percentage (85.7%) in all games and in conference games (89.7%).

On the team, Harris leads the Deacons in scoring and minutes played (32.8) and ranks third in assists (49), fifth in steals (19) and sixth in rebounding (2.1).

Harris suffered an eye injury late in the NC State game but came back in to hit a crucial free throw despite a severely swollen left eye. He has worn protective glasses since the injury but they have not slowed down his production.

HARRIS HAS WAY WITH BOSTON COLLEGE

C.J. Harris turned in two of his best performances of the season against Boston College, scoring a total of 52 points in two games with the Eagles.

Harris scored 29 points in Wake Forest's 75-72 win over BC on Jan. 12 in Winston-Salem. He followed that with 23 points in the 66-63 loss in Chestnut Hill on Feb. 13.

Harris' combined 52 points is the most for a Deacon against an opponent in a single season since Jeff Teague torched the Eagles for a combined 56 points in 2008-09.

Teague had 29 in a Jan. 14 blowout win at BC—which marked Wake Forest's first-ever win over the Eagles—and followed with 27 points a Feb. 8 home defeat of BC.

In seven career games against Boston College, Harris has averaged 16.0 points and shot 54.3 percent (38-of-70) from the field and 45.5 percent (10-of-22) from 3-point range. He also had a 23-point game against the Eagles last season.

CLOSE ENCOUNTERS

Wake Forest has endured a good amount of close games this season. The Deacons have suffered seven losses by six points or less, including four in conference play and two to ranked teams.

The Deacons have two one-point losses on the year, suffering last-second setbacks to Virginia Tech and Georgia Tech.

On the flip side, Wake Forest has won four games by six or fewer points, including two in conference play.

Date	Team	Score	Margin
Nov. 16	vs. #23 UConn	L, 71-77	6
Dec. 1	at Richmond	L, 60-62	2
Dec. 8	Seton Hall	L, 67-71	4
Jan. 19	at Virginia Tech	L, 65-66	1
Jan. 30	#5 Duke	L, 70-75	5
Feb. 13	at Boston College	L, 63-66	3
Feb. 16	Georgia Tech	L, 56-57	1
Nov. 19	vs. Mercer	W, 74-71	3
Nov. 23	William & Mary	W, 63-57	6
Jan. 9	Virginia	W, 55-52	3
Jan. 12	Boston College	W, 75-72	3

THE RE-EMERGENCE OF CHASE FISCHER

Chase Fischer has had an up-and-down season thus far but has proven his worth as a shooter off the bench of late.

Fischer has hit seven 3-pointers over the past four games. He was 6 for his last 10 entering the Georgia Tech game but hit just 1-of-5 against the Yellow Jackets.

Fischer snapped a six-game streak without a 3-pointer by hitting one at Maryland. Fischer had preceded the six-game drought by going 6-of-9 from long distance over the four games from mid-December to early January.

On the year, Fischer has made 28-of-67 3-pointers for 41.8 percent. He has made a total of 67 3-pointers over his first two seasons at Wake Forest.

ADALA MOTO & JONES MAKING STRIDES

Freshmen Arnaud William Adala Moto and Madison Jones have made great strides this season and have turned in some solid performances of late.

In the Feb. 9 win over Florida State, Adala Moto was in the starting lineup and responded with six points on 3-of-4 shooting and six rebounds in 12 minutes.

On Feb. 16 vs. Georgia Tech, Adala Moto scored eight points and went 6-for-8 at the free throw line.

Adala Moto scored a season-high 13 points at UNC, going 5-for-6 from the field. He also had four rebounds, two assists, two steals and no turnovers in 20 minutes.

Adala Moto was also big in the Deacons' win over NC State, finishing with nine points and 10 rebounds before fouling out late in the game.

Adala Moto has started each of the past three games after coming off the bench in the three previous games. He has 13 starts total on the year.

Jones has proven his worth at point guard, even earning three starts on the year. Over the past six games, Jones has dished out 20 assists for an average of 3.3 per game. He has 12 turnovers during the stretch for a solid assist/turnover ratio of 1.7.

On the season, Jones ranks second on the team with 53 assists for an average of 2.1 per game.

Jones is also a great on-the-ball defender and ranks second on the team with 29 steals. An elite athlete, the 6-1 Jones has registered 10 blocks on the year.

THIEVIN' DEACONS

- Wake Forest is currently ranked second in the league with 7.1 steals in all games and third with 6.5 in league games.

- Wake Forest's per-game average is its highest since averaging 8.3 steals in 2008-09. The Deacons averaged just over five steals per game each of the past two seasons.

- Wake Forest has double-digit steal totals in five games, including two in league play. Its opponents have had just one double-digit steal game this year: Radford with 12 in the season opener.

- Travis McKie leads the team with 35 steals. He ranks sixth in the ACC with 1.4 steals per game.

- Madison Jones (29 steals), Devin Thomas (24) and Aaron Rountree III (22) have also been solid on defense as well.

WAKE FOREST'S TENTATIVE WEEKLY SCHEDULE

22 - Friday	23 - Saturday	24 - Sunday	25 - Monday	26 - Tuesday	27 - Wednesday	28 - Thursday
Practice	Game	Off Day	Practice	Game	Off Day	Practice
Joel Coliseum	vs. Miami		Miller Center	at Florida State		Miller Center
3:00 p.m.	1:00 p.m.		5:00 p.m.	9:00 p.m.		3:00 p.m.

DEACONS IN THE ACC STATISTICAL RANKINGS

- Wake Forest joins NC State as only school to have two players ranked in the top 10 in the ACC in rebounding. Devin Thomas (7.8) and Travis McKie (7.4) rank eighth and 10th.
- Wake Forest is the only school to have two players ranked in the top 10 in scoring (Harris, McKie) and two players ranked in the top 10 in rebounding (Thomas, McKie).
- Thomas leads all ACC freshmen in rebounding and blocks. He is the only freshman in the top 10 in the ACC in each rebounding, blocks and offensive boards.
- Travis McKie is one of four players, along with Duke's Plumlee, BC's Anderson and UNC's McAdoo to rank in the top 10 in the ACC in both scoring and rebounding.
- Duke, Virginia Tech and Wake Forest are the only schools to have multiple players ranked in the top 10 in the ACC in scoring. C.J. Harris (14.8 ppg) and McKie (14.4) rank seventh and 10th respectively.
- Wake Forest has two of the top free throw shooters in league play. Harris (89.7%) and McKie (78%) rank first and sixth respectively.
- McKie is one of just two forwards, along with UNC's McAdoo, to rank among the ACC's top 10 in steals (1.4 spg).
- Wake Forest is the only school to have two active players with 10 or more 20-point performances. McKie is second in the ACC with 19, and Harris is fourth with 15.

DEACONS GETTING TO THE LINE

- One of Wake Forest's strengths this season has been its ability to get to the free throw line. The Deacons currently rank 27th in the country in free throw rate (43.1 percent), which measures how often a team gets to the line.
- Wake Forest has attempted 89 more free throws than its opponents combined, which equates to four more attempts per game for the Deacons.
- In the Jan. 9 win over Virginia, free throws were key. During Wake Forest's 10-minute field goal drought to end the game, the Deacons went 9-for-11 at the free throw line. C.J. Harris was 6-for-6 at the line in the final 1:20.
- Wake Forest has attempted more free throws than its opponent in 14 games this season, going 9-5 in those games.
- C.J. Harris currently leads the ACC in free throw percentage (85.7%), while Travis McKie ranks seventh (77.5%).

DEACONS IN PROFESSIONAL BASKETBALL

DEACONS IN THE NBA & NBDL

Player	Yrs. at Wake	Professional Team
Al-Farouq Aminu	2009-10	New Orleans Hornets
Tim Duncan	1994-97	San Antonio Spurs
Josh Howard	2000-03	Injured
James Johnson	2008-09	Sacramento Kings
Chris Paul	2004-05	Los Angeles Clippers
Ishmael Smith	2007-10	Milwaukee Bucks
Jeff Teague	2008-09	Atlanta Hawks

DEACONS IN OTHER PROFESSIONAL LEAGUES

Player	Yrs. at Wake	Professional Team
Taron Downey	2002-05	Etha (Cyprus)
Justin Gray	2003-06	Poitiers (France)
Jamal Levy	2002-05	Olimpico LB (Argentina)
Nikita Mescheriakov	2010-12	Acegas Aps (Italy)
Antwan Scott	1999-2002	Saitama Broncos (Japan)
Darius Songaila	1999-02	BC Donetsk (Ukraine)
Trent Strickland	2003-06	London Lightning (Canada)
Kyle Visser	2004-07	Radnicki KG (Serbia)
David Weaver	2006-10	DniproAzot (Ukraine)
Ty Walker	2009-12	Kotwica (Poland)
L.D. Williams	2007-10	Bourg (France)

WAKE FOREST TO RETIRE PAUL'S NO. 3 JERSEY

Wake Forest will retire the No. 3 jersey of former Demon Deacon All-American Chris Paul during a halftime ceremony at the March 2 game against Maryland.

As part of Chris Paul Day presented by Lowe's Home Improvement, Wake Forest will honor Paul at a breakfast to benefit the CP3 Foundation and then at the game vs. Maryland.

Paul's No. 3 will be the 11th Wake Forest jersey honored in the rafters of the Lawrence Joel Coliseum.

In his two years at Wake Forest, Paul helped lead the Deacons to the NCAA Sweet 16 and their first No. 1 ranking. He was named ACC Rookie of the Year in 2003-04 and was a consensus first-team All-America the following season.

Paul is the first Deacon to have his number retired since Josh Howard's No. 5 in January 2004. No Deacon has worn No. 3 since Paul left Wake Forest for the NBA in 2005.

Other Deacons to have their jerseys retired are Howard (5), Charlie Davis (12), Muggsy Bogues (14), Skip Brown (15), Tim Duncan (21), Randolph Childress (22), Dickie Hemric (24), Rod Griffin (32), Len Chappell (50) and Rodney Rogers (54).

Former head coach Skip Prosser is also honored with a banner in the rafters of the Joel Coliseum.

EARNING SECOND CHANCES

Wake Forest has come alive on the offensive glass in conference play and is currently seventh in the league in ACC games with 11.0 offensive rebounds per game after averaging only nine offensive boards per game in the non-conference slate.

The Deacons' efforts on the offensive glass helped them post a big win over Florida State, as Wake Forest pulled down 13 offensive boards and scored 19 second-chance points.

Devin Thomas and Travis McKie are the Deacons' best offensive rebounders with both ranking among the ACC's leaders. In conference games, Thomas is fifth with 3.2 per contest and McKie pulls down 2.1 offensive boards per game.

NOTABLE FROM WAKE FOREST'S WIN OVER FSU

- Wake Forest's 25-point win over 2012 ACC champion Florida State was tied for the largest margin of victory over a defending ACC champ in school history. The other 25-point win came when the Deacons topped defending champion Georgia Tech in the 1994 ACC Tournament by an identical 71-46 margin.
- The 25-point win was also the largest margin of victory over a defending ACC champion in a conference game since North Carolina beat defending champion Maryland 109-75 in Chapel Hill on Jan. 8, 2005.
- The Demon Deacons held an ACC opponent under 50 points for the first time since Feb. 12, 2005, when they limited Florida State to 48 points in an 87-48 win.

THOMAS' BIG NIGHT

In leading Wake Forest to an 86-84 win over No. 18 NC State, Devin Thomas turned in what will undoubtedly be one of the top performances in college basketball this season.

Thomas finished with 25 points on 10-of-13 shooting, 14 rebounds, four assists, four blocks, and three steals. Thomas pulled down nine offensive rebounds, which is tied for the third-highest single-game total in school history.

According to ESPN Stats and Research, Thomas is one of just four players to post such a line in Division I over the last 15 seasons, joining Jason Thompson (Rider), Michael Sweetney (Georgetown), and Joel Przybilla (Minnesota).

Thomas was named the ACC Rookie of the Week following the performance. He averaged 16.5 points, 13.5 rebounds, 4.5 blocks and 2.0 steals per game while shooting 56.5 percent



ACC COACHES WEEKLY TELECONFERENCE

The 12 ACC basketball coaches will be featured on a weekly teleconference each Monday from 10:30 a.m. to 12:30 p.m., beginning Jan. 7, 2013, and concluding March 11, 2013. Each coach will have 10 minutes to make an opening statement and answer questions. There will be an instant replay of the teleconference on the ACC's website, theACC.com, each Monday afternoon. Contact the ACC Media Relations Office (336-851-6062) to obtain the phone number.

COACH, SCHOOL	TIME
Jeff Bzdelik, Wake Forest	10:30
James Johnson, Virginia Tech	10:40
Tony Bennett, Virginia	10:50
Mark Gottfried, NC State	11:00
Roy Williams, North Carolina	11:10
Jim Larranaga, Miami	11:20
Mark Turgeon, Maryland	11:30
Brian Gregory, Georgia Tech	11:40
Leonard Hamilton, Florida State	11:50
Mike Krzyzewski, Duke	12:00
Brad Brownell, Clemson	12:10
Steve Donahue, Boston College	12:20

THE JEFF BZDELIK SHOW


Every Thursday (team schedule permitting) from 7-8 p.m., Wake Forest head coach Jeff Bzdelik and the Voice of the Deacons, Stan Cotten, host The Jeff Bzdelik Show on the Wake Forest Sports Network From IMG College. The one-hour-long show originates from the IMG College Studios in Winston-Salem. The show airs locally on 98.1 WBRF and on the Internet at WakeForestSports.com.

WAKEFORESTSPTS.COM

Complete information about Wake Forest basketball, including news releases and coach/player biographies, is available online at WakeForestSports.com, which is the official homepage of Wake Forest Athletics. Wake Forest fans can also access live radio broadcasts, live statistics and on-demand video on the website.

TWITTER UPDATES

For regular Twitter updates about Wake Forest basketball follow the team's official account @TieDyeneration. Team updates, promotions and links are sent out from the account. For complete Demon Deacon Athletics coverage follow @WFSports.



CHRIS PAUL DAY
MARCH 2, 2013

Wake Forest will retire the No. 3 jersey of former Demon Deacon All-American Chris Paul during a halftime ceremony at the March 2 game against Maryland.

As part of Chris Paul Day presented by Lowe's Home Improvement, Wake Forest will honor Paul at a breakfast to benefit the CP3 Foundation and then at the noon game against Maryland.

Paul's No. 3 will be the 11th Wake Forest jersey honored in the rafters of the Lawrence Joel Coliseum.

Paul is the first Deacon to have his number retired since Josh Howard's No. 5 in 2004. No Deacon has worn No. 3 since Paul left for the NBA in 2005.

Other Deacons to have their jerseys retired are Howard (5), Charlie Davis (12), Muggsy Bogues (14), Skip Brown (15), Tim Duncan (21), Randolph Childress (22), Dickie Hemric (24), Rod Griffin (32), Len Chappell (50) and Rodney Rogers (54).

Paul, who grew up 10 minutes from the Wake Forest campus in Lewisville, played two seasons for the Deacons from 2003-05. As a freshman in 2003-04, Paul was named ACC Rookie of the Year after averaging 14.9 points and 5.9 assists per game. He led Wake Forest to a 21-10 record and a berth in the NCAA Sweet 16.

Paul propelled the Deacons to new heights as a sophomore in 2004-05, as Wake Forest won a school-record 27 games and rose to No. 1 in the national polls for the first time in program history.

As a sophomore, Paul was a consensus first team All-American after he averaged 15.3 points and 6.6 assists per game. He also picked up ACC All-Defensive Team honors, leading the league with 2.4 steals per game.

Paul ended his WFU career with 948 points, 395 assists and 160 steals. He ranks eighth in school history in assists and seventh in steals despite playing just two seasons. Paul's teams went a combined 30-4 at the Joel Coliseum, including a perfect 16-0 mark in 2004-05.

Paul left Wake Forest for the NBA after his sophomore season and was the fourth overall pick in the 2005 NBA Draft by the New Orleans Hornets.

from the field in Wake Forest's games against NC State and Georgia Tech that week.

COMEBACK KIDS

Wake Forest has proven to be resilient when facing sizable deficits, as the Deacons have rallied back from double-digit deficits to post victories in four games this season.

Wake Forest rallied back from 16 points down to win vs. NC State, which is tied for the eighth-largest comeback in school history. It is the largest comeback since rallying from 17 down at Miami on Jan. 6, 2007.

Wake Forest trailed by 12 at halftime vs. NC State, which is tied for the sixth-largest halftime deficit overcome for a victory. The rally is the ACC's largest halftime comeback win this season and the only double-digit halftime rally in league play.

Wake Forest's Largest Comeback Wins in 2012-13

Opponent	Deficit	Final
Mercer	11 (57-46)	74-71
William & Mary	13 (24-11)	63-57
Xavier	8 (8-0)	66-59
Boston College	10 (10-0)	75-72
NC State	16 (47-31)	86-84

HARRIS MOVING UP CAREER CHARTS

- C.J. Harris is moving up a number of Wake Forest's all-time lists. Harris has scored 1,505 career points, putting him in 19th place in school history.
- Harris ranks sixth all-time at Wake Forest and 25th in ACC history with a career free throw percentage of 83.6.
- Harris is 17 free throws made away from catching Tim Duncan for sixth on the school's career list.
- Harris is fifth in school history in minutes played and has a chance to finish in the top four on the career list, along the likes of Tim Duncan and Randolph Childress.
- He recently entered the top 10 in career games started with 108 to his credit.

HARRIS ON THE CAREER RECORDS LISTS

Category	Stat	Place	Next	Player
Minutes Played	3,773	5th	4th=3,969	R. Childress
Free Throws	503	7th	6th=520	Tim Duncan
			*Leads all active ACC players	
Free Throw Pct.	83.6	t-6th	5th=83.8	Chris Paul
			t-25th in ACC history	
3-Point FGs	142	8th	7th=151	Rusty LaRue
3-Point Att.	379	8th	7th=414	Harvey Hale
Free Throw Att.	602	8th	7th=662	Charlie Davis
Games Started	108	t-7th	6th=116	Frank Johnson
Assists	272	15th	14th=283	Delany Rudd
Points Scored	1,505	19th	18th=1,551	Sam Ivy
			*2nd among active ACC players	
Games Played	118	NR	19th=120	4 players tied

McKIE AMONG ACC'S TOP PLAYERS

- Travis McKie leads all active ACC players with a career scoring average of 14.5 points per game.
- McKie ranks sixth among active players with 1,276 career points. The highest-ranked junior on the list, he has a chance to enter next season as the ACC's active leading scorer.
- McKie is second among active players with 19 games of 20 points or greater. He has three such games this season, scoring 23 vs. Mercer, 22 at Duke and 20 at Virginia Tech.
- McKie is fifth among active ACC players in career rebounds (647) and second among juniors, trailing only C.J. Leslie.

- McKie leads all ACC juniors with 20 career double-digit rebounding games. He is fourth among all players.
- McKie ranks fifth among active ACC players with 16 career double-doubles.
- McKie ranks 22nd on the school's all-time rebounding list. He surpassed the 600-rebound mark at Virginia Tech to enter the top 25 at Wake Forest.

HARRIS AMONG ACC'S BEST TOO

- C.J. Harris ranks second among active ACC players in career scoring with 1,505 points. He trails only Virginia Tech's Erick Green and recently surpassed Miami's Durand Scott.
- Harris is fourth among active players with 15 games of 20 points or greater. He has four such games this season, scoring 28 vs. Seton Hall, 20 vs. Furman, a career-high 29 at home vs. Boston College and 23 at Boston College.
- Harris leads all active ACC players with 505 career free throws made. He is sixth among active ACC players with 142 career 3-point field goals.

YOUTH MOVEMENT

It's no secret that Wake Forest is relying on a wealth of youth this season. With seven freshmen on the roster and all contributing in the regular rotation, 60 percent of Wake Forest's available minutes have gone to rookies this year.

By comparison, Wake Forest's opponents (non-conference and ACC combined) have averaged just short of 24 percent per team of their minutes going to freshmen.

McKIE GETS 1,000 POINTS AND 600 BOARDS

Travis McKie has surpassed the 1,000-point mark and the 500- and 600-rebound mark for his career this season.

McKie is just the 23rd player in program history and the first since Eric Williams (2003-06) to have both 1,000 points and 500 rebounds in a career. He is also just the fourth Deacon in the past 15 seasons to accomplish the feat, joining Darius Songaila (1999-2002), Josh Howard (2000-03) and Williams.

McKie scored his 1,000th career point with a free throw on Nov. 27 against Nebraska. He currently has 1,276 points in 88 games for an average of 14.5 in his career. McKie leads all active ACC players in career scoring average.

McKie is the 49th player in program history to reach the milestone. Wake Forest ranks eighth among NCAA Division I schools in all-time 1,000-point scorers.

McKie surpassed the 500-rebound mark for his career on Nov. 19 against Mercer, becoming the 35th player in program history to accomplish the feat.

McKie surpassed 600 rebounds at Virginia Tech, becoming the 25th player in program history to accomplish the feat.

McKie currently ranks 22nd in school history with 647 rebounds for an average of 7.4 per game. He ranks 12th in school history in rebounds per game.

WAKE FOREST SELECTS TEAM CAPTAINS

Senior C.J. Harris, junior Travis McKie and sophomore Chase Fischer were selected as Wake Forest's team captains for the 2012-13 season. The three were voted as captains by their teammates.

Harris is in his third year as team captain. He is one of just eight players in school history to serve as a team captain for at least three seasons, joining Vanderbilt Couch (1906-09), Howard Hanby (1917-19), Frank Johnson (1979-81), Sam Ivy (1988-90), Randolph Childress (1993-95), Ishmael Smith (2008-10) and L.D. Williams (2008-10).

WAKE FOREST-MIAMI SERIES HISTORY

WAKE FOREST-MIAMI SERIES HISTORY

- Wake Forest leads the all-time series with Miami, 8-6. The Hurricanes have won three straight and five of the past six meetings since 2008-09.
- Last season, Miami defeated Wake Forest 74-56 on Feb. 18 in Coral Gables.
- In the Hurricanes' last visit to the Joel Coliseum, Miami pulled out a 74-73 win in 2010-11, as Reggie Johnson hit two free throws with four seconds remaining. J.T. Terrell's would-be game-winning 3-pointer rimmed out at the buzzer.
- Miami's 2011 win in Winston-Salem was its first in six trips to the Joel Coliseum.
- The Deacons are 2-4 at the BankUnited Center in Coral Gables. The Hurricanes have won four of the last five meetings at the venue.
- Wake Forest is 6-6 against Miami since the Hurricanes joined the ACC in 2004-05. The Deacons went 2-0 vs. the Canes in non-conference action with games during the 1939-40 season and 1990-91 campaign.
- Wake Forest and Miami are meeting just once during the regular season for the third straight year.
- The teams met three times in 2009-10, which included their first-ever postseason matchup. Miami won in Coral Gables on Jan. 9, and then Wake Forest earned the win in Winston-Salem on Feb. 2. The Hurricanes took the rubber match, upsetting the Deacons in the opening round of the ACC Tournament in Greensboro.
- The series started during the 1939-40 season when the Deacons defeated the Hurricanes, 46-17, on Feb. 5 in Wake Forest, N.C.
- In their final non-conference meeting, Wake Forest edged Miami, 72-66, on Jan. 28, 1991, at the Joel Coliseum. Randolph Childress had 23 points for the Deacons, while Rodney Rogers scored 19.
- Jeff Bzdelik is 1-3 against Miami in his head coaching career. Bzdelik suffered a 75-56 loss at Miami in his second season at UMBC in 1987-88. Bzdelik picked up a 57-53 defeat of Miami in Seattle in his second game at the helm of the Air Force Academy in 2005-06.
- Miami head coach Jim Larranaga is 1-1 against Wake Forest, as his George Mason team suffered an 83-78 overtime loss at Wake Forest in the 2005-06 Preseason NIT.

WAKE FOREST AT MIAMI SERIES - FEB. 18, 2012

Miami used a 13-0 run early in the second half to pull away from Wake Forest, en route to a 74-56 defeat of the Demon Deacons on Saturday, Feb. 18, at the BankUnited Center.

Leading 43-42 three minutes into the second half, Miami scored 13 straight points over a span of five minutes to take control of what had been a tight game up until then. The Hurricanes continued to pull away, as the Deacons could not keep up with Miami's barrage of 3-pointers.

The Hurricanes went 12-for-31 (38.7 percent) from long range on the afternoon. Miami shot 46.2 percent (30-of-65) from the field overall, including 47.1 percent (16-of-34) in the second half.

Wake Forest shot well in the first half, going 13-of-25 for 52 percent, as the Deacons led by as many as six in the period. The teams were tied 34-34 at halftime.

C.J. Harris led three Deacons in double figures with 14 points to go along with a team-high five assists. Chase Fischer scored 12 points, hitting 2-of-4 from 3-point range, while Travis McKie chipped in 10 points and five rebounds.

Wake Forest shot 41.7 percent (20-of-48) from the field, including 7-for-21 (33.3 percent) from beyond the arc. The Deacons were 9-for-11 at the free throw line, while the Hurricanes were 2-for-3 at the line.

The Deacons started out hot, hitting six of their first seven shots to build a 14-10 advantage. Wake Forest led 22-16 before Miami used an 11-1 run to reclaim the lead.

Miami's 13-0 run in the second began an 11-minute stretch that saw the Hurricanes outscore the Deacons 27-8 to build a 70-50 advantage with 5:41 to play.

WAKE FOREST VS. MIAMI - FEB. 9, 2011

Miami's Reggie Johnson scored 25 points and hit the game-winning free throw with four seconds remaining as the Hurricanes dealt Wake Forest a heart-breaking 74-73 loss on Feb. 9, 2011, at the Lawrence Joel Coliseum.

After a layup by Johnson stretched Miami's lead to three, J.T. Terrell responded with an off-balance 3-pointer as the shot clock expired to tie the game at 70-70 with 2:25 remaining.

On the next Deacon possession, Terrell hit 1-of-2 free throws to put Wake in the lead again at 71-70. Miami reclaimed the lead with two free throws of its own, and then C.J. Harris hit two free throws to put Wake back on top.

Johnson provided the final margin with a pair of free throws with four seconds left. The Deacons had a well-designed play to get a good look at a game-winner. Harris raced up the court and found Terrell for a 3-point attempt, but the ball rimmed out at the buzzer.

The loss overshadowed a great game for Harris, who poured in a then-career-high 24 points, including 17-of-18 performance from the free throw line. The 17 free throws were the most by a Deacon since Charlie Davis in 1970.

Terrell and Travis McKie chipped in 10 points apiece, with McKie also leading the Deacons with seven rebounds. Ty Walker had four blocks and went 4-for-4 from the field.

Miami went a perfect 16-of-16 from the free throw line in the second half to earn the victory. The Hurricanes also had an advantage on the glass, outrebounding Wake Forest 29-21, including 13-4 on the offensive glass.

The Deacons shot 53.8 percent (21-of-39) from the floor, their best shooting mark of the ACC season.

Ari Stewart sat out the game with the flu and was not in uniform.

WAKE FOREST VS. THE STATE OF FLORIDA

- Wake Forest is 48-35 all-time against Division I schools based in the state of Florida.
- The Deacons are a combined 32-26 against ACC foes Florida State and Miami, which includes a 71-46 defeat of the Seminoles on Feb. 9 in Winston-Salem.
- Wake Forest is 16-9 against non-conference schools from the state.
- Wake Forest is 1-0 vs. Bethune-Cookman, 5-6 vs. the University of Florida, 23-20 vs. FSU, 5-0 vs. Jacksonville, 8-6 vs. Miami, 2-2 vs. South Florida and 3-1 vs. Stetson.



SERIES HISTORY

Overall: Wake Forest leads 8-6

Series Started: 1939-40 season

At Wake Forest: 6-1

At Joel Coliseum: 5-1

At Miami: 2-4

At BankUnited Center: 2-4

At ACC Tournament: 0-1

Jeff Bzdelik vs. Miami: 1-3

Jim Larranaga vs. Wake: 1-1

ALL-TIME SERIES RESULTS

Date	Site	W/L	Score
2.18.12	A	L	56-74
2.9.11	H	L	73-74
3.11.10	ACCT	L	62-83
2.2.10	H	W	62-53
1.9.10	A	L	66-67
2.4.09	A	L	52-79
1.29.08	H	W	70-68
2.17.07	H	W	74-69
1.6.07	A	W	59-58
1.31.06	A	L	69-78
2.15.05	A	W	68-63
1.29.05	H	W	94-82
1.28.91	H	W	72-66
2.5.40	H	W	46-17

WAKE VS. THE ACC

Opponent	GP	W	L
Boston College	16	6	10
Clemson	154	98	56
Duke	239	77	162
Florida State	44	24	20
Georgia Tech	75	37	38
Maryland	123	56	67
Miami	14	8	6
North Carolina	220	65	155
NC State	236	100	136
Virginia	130	70	60
Virginia Tech	56	27	29
Total	1,306	568	739

STATISTICAL COMPARISON

	Wake	Miami
Overall Record	11-14	22-3
Conference Record	4-9	13-0
Scoring Offense	67.0	68.9
Scoring Defense	69.4	58.4
Scoring Margin	-2.4	+10.5
FG Percentage	.432	.461
3-pt FG Percentage	.341	.352
FT Percentage	.681	.658
FG Percentage Defense	.452	.379
3-Pointers Per Game	5.2	6.5
Rebounding Offense	33.2	36.2
Rebound Margin	-1.1	+2.3
Assists Per Game	11.2	11.7
Turnovers Per Game	14.6	11.1
Turnover Margin	-0.5	+1.2
Assist/Turnover Ratio	0.8	1.1
Steals pg	7.1	6.8
Blocked Shots pg	4.3	5.0

INDIVIDUAL CAREER STATS VS. MIAMI

Player	G	GS	MP	MPG	FG	FGA	PCT	3PT	3PA	PCT	FT	FTA	PCT	O-D-REB	AVG	PF-DQ	AS	TO	BS	ST	PTS	AVG
Fischer	1	1	38	38.0	5	9	.556	2	4	.500	0	0	.000	1-3-4	4.0	0-0	3	0	0	2	12	12.0
Green	1	0	5	5.0	0	0	.000	0	0	.000	2	2	1.000	1-1-2	2.0	0-0	0	1	0	1	2	2.0
Harris	5	5	156	31.2	13	35	.371	8	19	.421	34	35	.971	1-8-9	1.8	10-0	11	7	0	7	68	13.6
McKie	2	2	71	35.5	7	15	.467	2	5	.400	4	7	.571	1-11-12	6.0	3-0	3	5	1	3	20	10.0



WAKE AMONG ACC TEAM LEADERS

(As of Feb. 20)

CATEGORY	STAT	RANK
Scoring Offense	67.0	9th
ACC Games Only	63.9	9th
Scoring Defense	69.4	9th
ACC Games Only	70.2	10th
Scoring Margin	-2.4	12th
ACC Games Only	-6.3	10th
Field Goal Pct.	.432	9th
ACC Games Only	.408	9th
3-Point Pct.	.341	9th
ACC Games Only	.308	12th
3-Point FGs Made	5.2/gm	t-11th
ACC Games Only	4.8/gm	12th
Free Throw Pct.	.681	7th
ACC Games Only	.686	6th
FG Pct Defense	.452	12th
ACC Games Only	.467	12th
3-Point Pct Defense	.362	9th
ACC Games Only	.411	10th
Rebounding Offense	33.2	9th
ACC Games Only	34.5	8th
Rebounding Defense	34.3	6th
ACC Games Only	34.7	t-6th
Rebounding Margin	-1.1	10th
ACC Games Only	-0.2	8th
Offensive Rebounds	10.0	8th
ACC Games Only	11.0	7th
Blocked Shots	4.3	7th
ACC Games Only	4.1	t-5th
Assists	11.2	10th
ACC Games Only	10.7	10th
Steals	7.1	2nd
ACC Games Only	6.5	3rd
Turnover Margin	-0.5	9th
ACC Games Only	-0.6	t-7th
Assist/Turnover Ratio	0.8	12th
ACC Games Only	0.8	11th

UPCOMING ACC SCHEDULE

Saturday, February 23	
Clemson at Maryland	Noon
Miami at Wake Forest	1:00
NC State at North Carolina	4:00
Sunday, February 24	
Boston College at Duke	2:00
Georgia Tech at Virginia	2:00
Florida State at Virginia Tech	6:00
Tuesday, February 26	
Wake Forest at Florida State	9:00
Wednesday, February 27	
Virginia Tech at Miami	7:00
Maryland at Georgia Tech	8:00
Boston College at NC State	8:00
Thursday, February 28	
North Carolina at Clemson	7:00
Duke at Virginia	9:00
Saturday, March 2	
Maryland at Wake Forest	Noon
Miami at Duke	6:00
Clemson at Virginia Tech	8:00

2012-13 ACC STANDINGS

	CONFERENCE			OVERALL			VS. RANKED					
	W-L	GB	PCT	W-L	PCT	STRK	AP	COACH	HOME	ROAD	OFF	DEF
Miami	13-0	--	1.000	22-3	.880	W14	3-1	3-1	12-0	10-1	68.9	58.4
Duke	10-3	3	.769	23-3	.885	W1	3-2	3-1	13-0	4-3	78.5	64.7
Virginia	8-5	5	.615	18-8	.692	L2	1-1	1-1	15-1	3-6	64.4	54.0
NC State	8-5	5	.615	19-7	.731	W3	1-3	1-3	14-1	2-5	78.7	71.1
North Carolina	8-5	5	.615	18-8	.692	W2	1-4	1-4	12-1	5-6	78.2	69.5
Florida State	6-7	7	.462	14-12	.538	L1	0-5	0-3	7-7	3-5	67.3	68.0
Maryland	6-7	7	.462	18-8	.692	L1	2-2	2-2	15-2	2-5	71.3	62.8
Clemson	5-8	8	.385	13-12	.520	L1	0-5	0-5	8-5	3-6	62.0	58.1
Georgia Tech	4-9	9	.308	14-11	.560	L1	0-3	0-3	10-5	2-5	63.9	59.4
Boston College	4-9	9	.308	12-14	.462	W1	0-4	0-4	10-6	2-6	67.2	67.6
Wake Forest	4-9	9	.308	11-14	.440	L2	1-3	1-2	9-4	1-8	67.0	69.4
Virginia Tech	2-11	11	.154	11-15	.423	L9	1-2	1-2	8-7	2-7	70.8	74.3

WAKE FOREST AMONG ACC INDIVIDUAL LEADERS

(As of Feb. 20)

TRAVIS MCKIE

Steals	1.4	t-6th
ACC Games Only	1.3	t-9th
Scoring	14.4	10th
ACC Games Only	14.4	t-9th
Rebounding	7.4	10th
ACC Games Only	6.8	14th
Free Throw Percentage	.775 (100-129)	7th
ACC Games Only	.780 (39-50)	t-6th
Defensive Rebounds	5.3	7th
ACC Games Only	4.8	NR

C.J. HARRIS

Free Throw Percentage	.857 (107-126)	1st
ACC Games Only	.897 (61-68)	t-1st
Scoring	14.8	7th
ACC Games Only	15.2	7th
Minutes Played	32.8	t-10th
ACC Games Only	32.7	NR

DEVIN THOMAS

Blocked Shots	1.4	6th
ACC Games Only	1.5	6th
Rebounding	7.8	8th
ACC Games Only	9.4	3rd
Offensive Rebounds	2.6	8th
ACC Games Only	3.2	5th
Defensive Rebounds	5.2	8th
ACC Games Only	6.2	t-3rd

WAKE FOREST QUICK FACTS

GENERAL INFORMATION

Name of School	Wake Forest University
City (Zip)	Winston-Salem, N.C. (27109)
Founded	1834 in Wake Forest, N.C.
Enrollment	4,775 (undergraduate)
Nickname	Demon Deacons
School Colors	Old Gold & Black
Fight Song	"O Here's To Wake Forest"
Arena	Lawrence Joel Veterans Memorial Coliseum
Capacity / Opened	14,665 / 1989-90
Conference	Atlantic Coast Conference
President	Dr. Nathan O. Hatch
Faculty Athletic Representative	Dr. Richard Carmichael
Athletics Director	Ron Wellman
Athletic Department Phone	(336) 758-5616
Ticket Office Phone	(888) 758-DEAC
Press Row Phone	(336) 727-2945

ATHLETIC COMMUNICATIONS

Associate Director (MBK Contact)	Scott Wortman
Wortman's Office Phone	(336) 758-6099
Wortman's Cell Phone	(419) 203-4229
Wortman's Email	wortmasm@wfu.edu
Administrative Coordinator (Credentials)	Emily Richey
Richey's Email	richeyem@wfu.edu
Associate AD/Athletic Communications	Steve Shutt
Shutt's Cell Phone	(336) 970-7512
Shutt's Email	shuttsj@wfu.edu
Assistant Director (WBK Contact)	Gary Petit
Assistant Director	Steven Wright
Assistant	Alex Botoman
Intern	Nick Sebesta
Athletic Comm. Office Phone	(336) 758-5640
Athletic Comm. Office Fax	(336) 758-5140
Mailing/Shipping Address	519 Deacon Blvd., Winston-Salem, NC 27105
Athletics Website	WakeForestSports.com
Twitter	@WFUSports / @SIDeacons

RADIO INFORMATION

Network	Wake Forest Sports Network from IMG College
Flagship Station	WBRF-FM 98.1 (Galax, VA; Triad)
Play-By-Play Announcer	Stan Cotten
Cotten's Office Phone	(336) 758-4515
Cotten's Email	Stan.Cotten@imgworld.com
Color Analyst	Mark Freidinger
Freidinger's Email	mfreidinger@triad.rr.com
Studio Host	Geoff Arnold

WAKE FOREST'S RECORD WHEN...

ARNAUD WILLIAM ADALA MOTO

	2012-13	CAREER
Starts the game	7-6	7-6
Leads team in scoring	0-1	0-1
Leads team in rebounding	1-0	1-0
Leads team in assists	0-0	0-0
Scores in double figures	1-1	1-1
Scores 20+ points	0-0	0-0
Has double-digit rebounds	1-0	1-0
Has 5+ assists	0-0	0-0
Has 3+ blocks	0-0	0-0
Makes 3+ three-point FGs	0-0	0-0
Plays 30+ minutes	0-0	0-0

TYLER CAVANAUGH

	2012-13	CAREER
Starts the game	3-3	3-3
Leads team in scoring	0-0	0-0
Leads team in rebounding	0-0	0-0
Leads team in assists	0-0	0-0
Scores in double figures	2-1	2-1
Scores 20+ points	0-0	0-0
Has double-digit rebounds	0-0	0-0
Has 5+ assists	0-0	0-0
Has 3+ blocks	0-0	0-0
Makes 3+ three-point FGs	0-0	0-0
Plays 30+ minutes	0-0	0-0

CHASE FISCHER

	2012-13	CAREER
Starts the game	1-2	2-4
Leads team in scoring	1-0	2-0
Leads team in rebounding	0-0	0-0
Leads team in assists	0-1	1-2
Scores in double figures	5-0	11-3
Scores 20+ points	0-0	0-0
Has double-digit rebounds	0-0	0-0
Has 5+ assists	0-0	1-0
Has 3+ blocks	0-0	0-0
Makes 3+ three-point FGs	4-0	7-2
Plays 30+ minutes	0-0	5-2

C.J. HARRIS

	2012-13	CAREER
Starts the game	11-14	46-62
Leads team in scoring	5-4	17-19
Leads team in rebounding	0-0	0-3
Leads team in assists	2-5	17-24
Scores in double figures	11-11	42-46
Scores 20+ points	2-2	10-5
Has double-digit rebounds	0-0	0-0
Has 5+ assists	1-0	8-6
Has 3+ blocks	0-0	0-0
Makes 3+ three-point FGs	3-1	10-4
Plays 30+ minutes	8-12	36-56

MADISON JONES

	2012-13	CAREER
Starts the game	0-3	0-3
Leads team in scoring	0-1	0-1
Leads team in rebounding	0-0	0-0
Leads team in assists	3-4	3-4
Scores in double figures	0-2	0-2
Scores 20+ points	0-0	0-0
Has double-digit rebounds	0-0	0-0
Has 5+ assists	0-2	0-2
Has 3+ blocks	0-0	0-0
Has 3+ steals	1-1	1-1
Makes 3+ three-point FGs	0-0	0-0
Plays 30+ minutes	0-2	0-2

TRAVIS MCKIE

	2012-13	CAREER
Starts the game	11-14	32-56
Leads team in scoring	4-6	14-22
Leads team in rebounding	3-9	14-37
Leads team in assists	2-1	3-4
Scores in double figures	10-11	30-42
Scores 20+ points	1-2	9-10
Has double-digit rebounds	2-2	10-9
Records a double-double	1-3	9-7
Has 3+ blocks	0-0	1-1
Makes 3+ three-point FGs	1-2	2-5
Plays 30+ minutes	10-8	28-43

CODI MILLER-McINTYRE

	2012-13	CAREER
Starts the game	11-14	11-14
Leads team in scoring	0-1	0-1
Leads team in rebounding	0-0	0-0
Leads team in assists	9-8	9-8
Scores in double figures	4-3	4-3
Scores 20+ points	0-1	0-1
Has 5+ assists	2-2	2-2
Has 3+ blocks	0-0	0-0
Makes 3+ three-point FGs	0-1	0-1
Plays 30+ minutes	3-6	3-6

AARON ROUNTREE III

	2012-13	CAREER
Starts the game	0-0	0-0
Leads team in scoring	0-0	0-0
Leads team in rebounding	1-0	1-0
Leads team in assists	1-0	1-0
Scores in double figures	1-0	1-0
Scores 20+ points	0-0	0-0
Has double-digit rebounds	0-0	0-0
Has 5+ assists	0-0	0-0
Has 3+ blocks	1-3	1-3
Has 3+ steals	3-0	3-0
Makes 3+ three-point FGs	0-0	0-0
Plays 30+ minutes	0-0	0-0

DEVIN THOMAS

	2012-13	CAREER
Starts the game	11-14	11-14
Leads team in scoring	1-2	1-2
Leads team in rebounding	7-6	7-6
Leads team in assists	2-0	2-0
Scores in double figures	3-6	3-6
Scores 20+ points	1-0	1-0
Has double-digit rebounds	2-4	2-4
Records a double-double	1-1	1-1
Has 5+ assists	0-0	0-0
Has 3+ blocks	2-2	2-2
Has 3+ steals	3-0	3-0
Plays 30+ minutes	4-5	4-5

ANDRE WASHINGTON

	2012-13	CAREER
Starts the game	0-0	0-0
Leads team in scoring	0-0	0-0
Leads team in rebounding	0-0	0-0
Leads team in assists	0-0	0-0
Scores in double figures	0-0	0-0
Has double-digit rebounds	0-0	0-0
Has 5+ assists	0-0	0-0
Has 3+ blocks	0-0	0-0
Plays 30+ minutes	0-0	0-0



WAKE'S RECORD WHEN...

	2012-13	Bzdelik	Era
Overall	11-14	32-56	
ACC	4-9	9-36	
At home	9-4	25-23	
On road	1-8	5-27	
At neutral sites	1-2	2-6	
After a win	4-7	10-21	
After a loss	6-7	19-34	
In overtime	0-0	0-0	
Vs. ranked opponents	1-3	1-10	
Decided by 3 pts or less	4-4	9-6	
Decided by 4-5 points	0-2	2-4	
Decided by 6-10 points	2-1	7-9	
Decided by 11-20 points	3-3	9-18	
Decided by 20+ points	2-4	4-29	
Scoring first	6-5	19-21	
Leading at half	8-3	24-4	
Tied at half	0-1	1-4	
Trailing at half	3-10	7-49	
Lead with 10:00 remaining	1-11	2-52	
Trail with 10:00 remaining	2-9	4-48	
Lead with 5:00 remaining	10-3	29-4	
Trail with 5:00 remaining	1-11	2-52	
Wake shoots 50% or better	4-1	11-4	
Wake shoots less than 50%	7-13	21-52	
Wake out-shoots opponent	8-3	24-10	
Opp. shoots 50% or better	0-6	1-24	
Opp. shoots less than 50%	11-8	31-32	
Wake out-rebounds opp.	4-6	14-10	
Opp. out-rebounds Wake	7-6	18-42	
Rebounds are tied	0-2	0-4	
Wake shoots 70%+ at FT line	4-6	18-35	
Wake has more FT attempts	9-5	26-23	
Opp. has more FT attempts	2-8	5-29	
FT attempts are tied	0-1	1-4	
Wake shoots 40%+ 3-pt range	6-3	17-16	
Wake wins turnover battle	7-3	19-13	
Opp. wins turnover battle	2-10	11-42	
Turnovers are tied	2-1	2-1	
Wake scores 100+ points	0-0	0-0	
Wake scores 90-99 points	0-0	1-0	
Wake scores 80-89 points	2-0	8-0	
Wake scores 70-79 points	6-2	14-12	
Wake scores 60-69 points	2-10	5-27	
Wake scores 50-59 points	1-1	4-12	
Wake scores less than 50 pts	0-1	0-5	
Opp. scores 100+ points	0-0	0-0	
Opp. scores 90-99 points	0-1	0-6	
Opp. scores 80-89 points	1-4	2-20	
Opp. scores 70-79 points	3-4	10-18	
Opp. scores 60-69 points	2-4	7-10	
Opp. scores 50-59 points	4-1	12-2	
Opp. scores less than 50 pts	1-0	1-0	
On Mondays	1-0	2-2	
On Tuesdays	2-3	4-10	
On Wednesdays	3-2	10-9	
On Thursdays	0-0	1-5	
On Fridays	2-1	3-3	
On Saturdays	3-8	9-23	
On Sundays	0-0	3-4	
In November	3-3	12-8	
In December	3-2	9-8	
In January	4-5	8-18	
In February	1-4	3-17	
In March	0-0	0-5	
Wearing white uniforms	10-4	27-23	
Wearing black uniforms	1-8	4-28	
Wearing gold uniforms	0-2	1-5	
On ACC Network	0-3	3-18	
On CBS SN	0-1	0-2	
On ESPN	0-0	0-2	
On ESPN2	1-0	1-3	
On ESPN3	5-1	10-3	
On ESPNU	0-4	4-8	
On Fox Sports Net	4-3	7-12	
Untelevised Games	1-2	7-8	

THE LAST TIME...

A PLAYER SCORED 30 OR MORE POINTS:

Wake Forest: J.T. Terrell (32), vs. Iowa, Nov. 30, 2010
Opponent: Mason Plumlee (32), vs. Duke, Jan. 30, 2013

A PLAYER SCORED 35 OR MORE POINTS:

Wake Forest: Justin Gray (38), at Maryland, Jan. 15, 2006
Opponent: Nick Barbour (35), at High Point, Dec. 7, 2011

A PLAYER SCORED 40 OR MORE POINTS:

Wake Forest: Randolph Childress (40), vs. Duke, Mar. 10, 1995 (ACCT)
Opponent: J.R. Reynolds (40), at Virginia, Jan. 21, 2007

TWO PLAYERS SCORED 20+ POINTS:

Wake Forest: C.J. Harris (23), Travis McKie (21), vs. Boston College, Feb. 25, 2012
Opponent: Reggie Bullock (23), James Michael McAdoo (20), at North Carolina, Feb. 5, 2013

THREE OR MORE PLAYERS SCORED 20+ POINTS:

Wake Forest: Taron Downey (27), Eric Williams (23), Chris Paul (22), vs. West Virginia, Mar. 19, 2005 (2OT, NCAAT)
Opponent: Andre Dawkins (21), Ryan Kelly (20), Austin Rivers (20), at Duke, Jan. 19, 2012

TWO OR MORE PLAYERS SCORED 25+ POINTS:

Wake Forest: Ishmael Smith (28), Al-Farouq Aminu (26), vs. Xavier, Jan. 3, 2010 (2OT)
Opponent: Gerald Henderson (35), Jon Scheyer (30), at Duke, Feb. 22, 2009

TWO OR MORE PLAYERS SCORE 30+ POINTS:

Wake Forest: Charlie Davis (30), Gil McGregor (31), vs. Georgetown, Dec. 29, 1970
Opponent: Gerald Henderson (35), Jon Scheyer (30), at Duke, Feb. 22, 2009

A PLAYER HAD CONSECUTIVE 30+ POINT GAMES:

Wake Forest: Jeff Teague, 30 at BYU, Jan. 3, 2009; 34 vs. North Carolina, Jan. 11, 2009
Opponent: Kevin Anderson (31), vs. Richmond, Dec. 31, 2009 (OT); Jordan Crawford (30), vs. Xavier, Jan. 3, 2010 (2OT)

FIVE PLAYERS SCORE IN DOUBLE FIGURES:

Wake Forest: vs. Duke, Feb. 28, 2012
Opponent: vs. NC State, Jan. 22, 2013

SIX OR MORE PLAYERS SCORE IN DOUBLE FIGURES:

Wake Forest: vs. Radford (6), Nov. 9, 2012
Opponent: at Maryland (6), Feb. 2, 2011

A PLAYER SCORED 20+ POINTS COMING OFF THE BENCH:

Wake Forest: J.T. Terrell (27), at Xavier, Dec. 18, 2010
Opponent: Jason Morris (22), at Georgia Tech, March 3, 2012

A PLAYER SCORED 20+ POINTS AND GRABBED 20+ REBOUNDS:

Wake Forest: Eric Williams (22p, 20r), at Clemson, Jan. 11, 2006 (OT)
Opponent: Horace Grant (33p, 20r), at Clemson, Feb. 18, 1987

TWO PLAYERS HAD DOUBLE-DOUBLES:

Wake Forest: Al-Farouq Aminu (20p, 15r), Ishmael Smith (19p, 12r), vs. Texas, Mar. 18, 2010
Opponent: Tyler Zeller (18p, 18r), John Henson (14p, 12r), vs. North Carolina, Jan. 31, 2012

THREE PLAYERS HAD DOUBLE-DOUBLES:

Wake Forest: Al-Farouq Aminu (13p, 12r), James Johnson (14p, 14r), L.D. Williams (15p, 10r), vs. Baylor, Nov. 30, 2008
Opponent: Raymond Felton (22p, 11a), Sean May (15p, 11r), Jawad Williams (17p, 12r), at North Carolina, Dec. 20, 2003 (3OT)

A PLAYER GRABBED 15+ REBOUNDS:

Wake Forest: Travis McKie (15), at Virginia Tech, Jan. 19, 2013
Opponent: Richard Howell (16), vs. NC State, Jan. 22, 2013

A PLAYER GRABBED 18+ REBOUNDS:

Wake Forest: Al-Farouq Aminu (18), vs. Xavier, Jan. 3, 2010 (2OT)
Opponent: Tyler Zeller (18), vs. North Carolina, Jan. 31, 2012

A PLAYER GRABBED 20+ REBOUNDS:

Wake Forest: Al-Farouq Aminu (20), vs. William & Mary, Nov. 28, 2009
Opponent: Horace Grant (20), at Clemson, Feb. 18, 1987

A PLAYER HAD 10+ ASSISTS:

Wake Forest: Ishmael Smith (11), vs. Boston College, Feb. 9, 2010
Opponent: Lorenzo Brown (10), vs. NC State, Jan. 22, 2013

A PLAYER HAD FIVE+ STEALS:

Wake Forest: C.J. Harris (5), vs. Clemson, Mar. 7, 2010
Opponent: Dante Jackson (5), at Xavier, Dec. 18, 2010

A PLAYER HAD FIVE+ BLOCKED SHOTS:

Wake Forest: Devin Thomas (5), at Georgia Tech, Jan. 26, 2013
Opponent: Daniel Miller (5), vs. Georgia Tech, Feb. 16, 2013

A PLAYER HAD 10+ FIELD GOALS:

Wake Forest: Devin Thomas (10-13), vs. NC State, Jan. 22, 2013
Opponent: Mason Plumlee (12-15), vs. Duke, Jan. 30, 2013

A PLAYER MADE 10+ FREE THROWS:

Wake Forest: C.J. Harris (10-11), vs. William & Mary, Nov. 23, 2012
Opponent: Derrick Williams (13-15), at Richmond, Dec. 1, 2012

A PLAYER MADE 5+ 3-POINT FIELD GOALS:

Wake Forest: C.J. Harris (7-10) vs. Seton Hall, Dec. 8, 2012
Opponent: Ryan Kelly (5-7), at Duke, Jan. 5, 2013

A PLAYER HAD A TRIPLE-DOUBLE:

Wake Forest: Tim Duncan (14p, 15r, 10b), vs. Maryland, Jan. 13, 1996
Opponent: Tu Holloway (14p, 14a, 10r), at Xavier, Dec. 18, 2010

A TEAM SCORED 100+ POINTS:

Wake Forest: vs. UNC Wilmington (120), Nov. 19, 2008
Opponent: at Duke (101), Feb. 22, 2009

A TEAM SCORED 100 POINTS AND LOST:

Wake Forest: vs. West Virginia (105), Mar. 19, 2005 (2OT, NCAAT)
Opponent: Georgia Tech (112), Mar. 8, 2007 (2OT, ACCT)

A TEAM MADE 10+ 3-POINT FIELD GOALS:

Wake Forest: at High Point (13-22), Dec. 7, 2011
Opponent: at Maryland (11-16), Feb. 2, 2013

A TEAM SHOT 55 PERCENT OR BETTER FROM THE FIELD:

Wake Forest: vs. Boston College (55.4%), Feb. 25, 2012
Opponent: vs. Clemson (58.2%), Feb. 11, 2012

A TEAM SHOT 60 PERCENT OR BETTER FROM THE FIELD:

Wake Forest: vs. Radford (63.6%), Nov. 9, 2012
Opponent: at Maryland (67.3%), Feb. 2, 2013

A TEAM SCORED 50+ POINTS IN THE FIRST HALF:

Wake Forest: vs. Boston College (50), Feb. 9, 2010
Opponent: at Georgia Tech (52), Jan. 26, 2013

A TEAM SCORED 50+ POINTS IN THE SECOND HALF:

Wake Forest: vs. NC State (51), Jan. 22, 2013
Opponent: vs. Nebraska (51), Nov. 27, 2012

A TEAM WON BY 35+ POINTS:

Wake Forest: vs. Elon (40; 90-50), Dec. 13, 2009
Opponent: vs. NC State (36; 76-40), Jan. 14, 2012

A TEAM WON BY 40+ POINTS:

Wake Forest: vs. Elon (40; 90-50), Dec. 13, 2009
Opponent: at NC State (41; 130-89), Mar. 5, 1983

A TEAM WON BY 50+ POINTS:

Wake Forest: vs. John Carroll (51; 110-59), Dec. 8, 1980
Opponent: North Carolina Pre-Flight (51; 78-27), 1944-1945

JEFF BZDELIK



Head Coach
3rd Year • Illinois-Chicago, 1976

- Bzdelik is in his third season at the helm of the Wake Forest basketball program and his 35th season overall in coaching. He was named the 21st head coach in Wake Forest history on April 14, 2010.
- Bzdelik has been involved in coaching college and professional basketball since 1978, including 10 seasons as a college head coach and three seasons as the head coach of the NBA's Denver Nuggets.
- The Mount Prospect, Illinois, native came to Wake Forest after spending three seasons as the head coach at the University of Colorado.
- Prior to Colorado, Bzdelik served two seasons as the head coach at the Air Force Academy where he guided the Falcons to a 50-16 record from 2005-07.
- He returned to the college game in 2005-06 after 17 seasons as a coach and scout in the NBA.
- Prior to returning to the collegiate ranks, Bzdelik was the Denver Nuggets head coach for two-and-one-half seasons from 2002-05.
- Bzdelik began his coaching career with assistant coaching stints at Davidson (1978-80) and Northwestern (1981-86).

- Bzdelik accepted his first head coaching position at the University of Maryland-Baltimore County in 1986. UMBC was making the transition from NCAA Division II to Division I that year.
- After two seasons at UMBC, Bzdelik made the move to the professional ranks, joining the Washington Bullets as an assistant coach under Wes Unseld.
- Bzdelik joined Pat Riley's New York Knicks staff for the 1994-95 season before following Riley to the Miami Heat where he would spend six seasons from 1995-2001.
- Bzdelik is a 1976 graduate of the University of Illinois-Chicago, where he earned a bachelor's degree in physical education. Bzdelik earned four varsity letters in basketball at UIC, and he was named team MVP as a senior in 1975-76.
- Bzdelik also spent six years in the Army National Guard during the early to mid 1970s.
- Bzdelik is married to the former Nina Bernardzik, who was a standout volleyball player at UIC from 1974-76 and is a member of the Flames' Athletic Hall of Fame.
- They are the parents of two children, a son Brett (24) who graduated from the University of Colorado in 2012 and a daughter Courtney (21), a junior at Wake Forest.

THE JEFF BZDELIK FILE

BACKGROUND & FAMILY

- Born — December 1, 1952
- Hometown — Mount Prospect, Illinois
- Wife — Nina
- Children — son Brett (24), daughter Courtney (21)

EDUCATION & PLAYING HISTORY

- University of Illinois-Chicago — 1976
B.S. in Physical Education
- High School: Prospect HS (Mount Prospect, IL)
- University of Illinois-Chicago — 1972-76
Lettered four seasons at UIC, earning team MVP honors as a senior; holds the Flames' season record for FT percentage (88.1%) and ranks among the program's all-time leading scorers.

COACHING HISTORY

- Davidson College — 1978-80 (2 seasons)
Assistant Coach
- Northwestern University — 1981-86 (6 seasons)
Assistant Coach
- Maryland-Baltimore County — 1987-88 (2 seasons)
Head Coach
- Washington Bullets — 1989-94 (6 seasons)
Assistant Coach
- New York Knicks — 1995 (1 season)
Lead Scout
- Miami Heat — 1996-2001 (6 seasons)
Assistant Coach/Director of Scouting
- Denver Nuggets — 2002 (1 season)
Scout
- Denver Nuggets — 2003-05 (3 seasons)
Head Coach
- Air Force Academy — 2006-07 (2 seasons)
Head Coach
- University of Colorado — 2008-10 (3 seasons)
Head Coach
- Wake Forest — 2011-13 (3rd season)
Head Coach

COACHING RECORDS

- 3rd Season at Wake Forest: 32-56 (9-36 ACC)
- 10th Season as College Head Coach: 141-158

BZDELIK'S CAREER HIGHLIGHTS AS A COLLEGE HEAD COACH

MARYLAND-BALTIMORE COUNTY (2 seasons, 1986-88)

- Led the Retrievers in their first season at the NCAA Division I level in 1986-87.
- Cited by the Sporting News as having "One of College's Biggest Turnarounds" in his first season at UMBC. In the two seasons prior to his arrival, UMBC went a combined 11-44 at the Division II level. In his two seasons at the helm, the Retrievers won a combined 25 games at the Division I level.

AIR FORCE (2 seasons, 2005-07)

- Led the Falcons to a combined record of 50-16 (.758) in his two seasons, posting the highest two-year win total in program history. Air Force won a school-record 26 games in 2006-07.
- Coached Air Force to a 24-7 record and the school's fourth-ever appearance in the NCAA Tournament in 2005-06. The Falcons led the nation in scoring defense that season.
- Led the Falcons to a top-25 ranking and to the NIT Final Four in 2006-07.
- Only head coach in Air Force history to win at least 24 games in consecutive seasons.
- Posted a record of 31-1 at home in his two seasons, going 15-0 at home during the 2005-06 campaign.

COLORADO (3 seasons, 2007-10)

- Inherited a Colorado program that had won just seven games in the season prior to his arrival and improved the team to within one game of .500 at 15-16 during his final season in Boulder.
- Coached the 2010 Big 12 Freshman of the Year in Alec Burks, who was the first ever Buffalo to win the award.
- Home attendance increased by 40 percent during his tenure at Colorado.

WAKE FOREST (2 seasons, 2011-12)

- Inherited the youngest team in the ACC and featured as many as three freshmen in the starting lineup his first season.
- In 2011-12, ranked second in the ACC and 16th nationally in blocked shots (5.4/game); ranked second in the ACC and 32nd nationally in free throw percentage (74.6%).
- In 2012-13, led the ACC in free throw shooting (73.6%) and averaged just 12.7 turnovers per game, which was Wake Forest's lowest average since 2001.
- Coached two All-ACC players in C.J. Harris (third team) and Travis McKie (honorable mention).

BZDELIK'S CAREER HIGHLIGHTS AS AN NBA COACH

- Served as head coach of the Denver Nuggets for two-and-a-half seasons from 2002-05
- Named head coach of the Nuggets in August of 2002, taking the reins of the youngest team in franchise history.
- Shattered the franchise record for scoring defense by more than five points during his first season.
- The Nuggets led the NBA in turnovers forced in Bzdelik's first season at the helm.
- Engineered one of the biggest turnarounds in NBA history in his second season at the helm of the Nuggets, leading the team to the playoffs for the first time in nine seasons.
- Behind the play of rookie Carmelo Anthony, Denver went 43-39 to make the 2004 NBA Playoffs.
- The 26-game improvement by the Nuggets in 2003-04 was the sixth-best in NBA history.
- Became the first coach in NBA history to guide a team to the playoffs the year after winning less than 20 games.
- Spent 14 seasons as an assistant coach and scout in the NBA before taking over as head coach of the Nuggets.
- Made the NBA Playoffs eight times as an assistant coach and scout, including all six of his seasons with the Miami Heat.
- Coached under Wes Unseld with the Washington Bullets and under Pat Riley with the New York Knicks and the Miami Heat.
- In 2000, was recognized by USA Today as one of the NBA's top five assistant coaches.

WAKE FOREST BASKETBALL COACHING & SUPPORT STAFF



JEFF BATTLE
Assoc. Head Coach
12th Season



RUSTY LARUE
Assistant Coach
4th Season



WALT CORBEAN
Assistant Coach
6th Season



JEFF NIX
Dir., Basketball Ops.
2nd Season



RANDOLPH CHILDRESS
Dir., Player Development
2nd Season



GREG BRITTENHAM
Dir., Athletic Performance
2nd Season



DAN FICKE
Scout, & Recruit.
3rd Season



ROSTER BREAKDOWN

BY CLASS

Seniors (3)

C.J. Harris
Spencer Jennings
Will Murphy

Juniors (1)

Travis McKie

Sophomores (3)

Chase Fischer
Daniel Green
Doug Niedrich

Freshmen (9; 7 scholarship)

Arnaud William Adala Moto
Duke Antonelli
Tyler Cavanaugh
Madison Jones
Codi Miller-McIntyre
Grant O'Brien
Aaron Rountree III
Devin Thomas
Andre Washington

BY STATE/COUNTRY

North Carolina (4)

C.J. Harris (Winston-Salem)
Madison Jones (Raleigh)
Codi Miller-McIntyre (Concord)
Aaron Rountree (Wilson)

Virginia (2)

Travis McKie (Richmond)
Andre Washington (Roanoke)

Cameroon (1)

Arnaud William Adala Moto (Yaounde)

Illinois (1)

Doug Niedrich (Kildeer)

Massachusetts (1)

Grant O'Brien (North Andover)

Michigan (1)

Spencer Jennings (Midland)

New York (1)

Tyler Cavanaugh (Dewitt)

Pennsylvania (2)

Duke Antonelli (Mechanicsburg)
Devin Thomas (Harrisburg)

Tennessee (1)

Will Murphy (Murfreesboro)

Texas (1)

Daniel Green (Colleyville)

West Virginia (1)

Chase Fischer (Ripley)

BY HEIGHT

Andre Washington	7-0
Daniel Green	6-10
Tyler Cavanaugh	6-9
Devin Thomas	6-9
Aaron Rountree	6-8
Travis McKie	6-7
Arnaud William Adala Moto	6-6
Doug Niedrich	6-6
Chase Fischer	6-3
C.J. Harris	6-3
Codi Miller-McIntyre	6-3
Spencer Jennings	6-1
Madison Jones	6-1

NUMERICAL ROSTER

No.	Name	Pos.	Ht.	Wt.	Yr.	Hometown	Previous School/High School
0	Codi Miller-McIntyre	G	6-3	195	Fr.	Concord, N.C.	Hargrave Military Academy
1	Madison Jones	G	6-1	160	Fr.	Raleigh, N.C.	Ravenscroft School
2	Devin Thomas	F	6-9	240	Fr.	Harrisburg, Pa.	Central Dauphin HS
4	Daniel Green* %	F	6-10	220	So.	Colleyville, Texas	Grapevine HS
10	Chase Fischer*	G	6-3	195	So.	Ripley, W.Va.	Ripley HS
11	C.J. Harris***	G	6-3	190	Sr.	Winston-Salem, N.C.	Mount Tabor HS
30	Travis McKie**	F	6-7	220	Jr.	Richmond, Va.	John Marshall HS
31	Andre Washington	C	7-0	220	Fr.	Roanoke, Va.	Hargrave Military Academy
33	Aaron Rountree III	F	6-8	190	Fr.	Wilson, N.C.	Greenfield School
34	Tyler Cavanaugh	F	6-9	230	Fr.	Dewitt, N.Y.	Jamesville-Dewitt HS
35	Will Murphy ^	G	5-11	175	Sr.	Murfreesboro, Tenn.	Webb School
41	Duke Antonelli ^	G	6-3	200	Fr.	Mechanicsburg, Pa.	Red Land HS
42	Spencer Jennings* ^	G	6-1	180	Sr.	Midland, Mich.	Albion College/Dow HS
45	Arnaud William Adala Moto	F	6-6	225	Fr.	Yaounde, Cameroon	Episcopal (Va.) HS
51	Grant O'Brien ^	F	6-7	195	Fr.	North Andover, Mass.	The Governor's Academy
52	Doug Niedrich* ^	F	6-6	200	So.	Kildeer, Ill.	Adlai E. Stevenson HS

ALPHABETICAL ROSTER

No.	Name	Pos.	Ht.	Wt.	Yr.	Hometown	Previous School/High School
45	Arnaud William Adala Moto	F	6-6	225	Fr.	Yaounde, Cameroon	Episcopal (Va.) HS
41	Duke Antonelli ^	G	6-3	200	Fr.	Mechanicsburg, Pa.	Red Land HS
34	Tyler Cavanaugh	F	6-9	230	Fr.	Dewitt, N.Y.	Jamesville-Dewitt HS
10	Chase Fischer*	G	6-3	195	So.	Ripley, W.Va.	Ripley HS
4	Daniel Green* %	F	6-10	220	So.	Colleyville, Texas	Grapevine HS
11	C.J. Harris***	G	6-3	190	Sr.	Winston-Salem, N.C.	Mount Tabor HS
42	Spencer Jennings* ^	G	6-1	180	Sr.	Midland, Mich.	Albion College/Dow HS
1	Madison Jones	G	6-1	160	Fr.	Raleigh, N.C.	Ravenscroft School
30	Travis McKie**	F	6-7	220	Jr.	Richmond, Va.	John Marshall HS
0	Codi Miller-McIntyre	G	6-3	195	Fr.	Concord, N.C.	Hargrave Military Academy
35	Will Murphy ^	G	5-11	175	Sr.	Murfreesboro, Tenn.	Webb School
52	Doug Niedrich* ^	F	6-6	200	So.	Kildeer, Ill.	Adlai E. Stevenson HS
51	Grant O'Brien ^	F	6-7	195	Fr.	North Andover, Mass.	The Governor's Academy
33	Aaron Rountree III	F	6-8	190	Fr.	Wilson, N.C.	Greenfield School
2	Devin Thomas	F	6-9	240	Fr.	Harrisburg, Pa.	Central Dauphin HS
31	Andre Washington	C	7-0	220	Fr.	Roanoke, Va.	Hargrave Military Academy

* Denotes letters earned. % - Will miss season with torn ACL. ^ - Non-scholarship student-athlete.

COACHING & SUPPORT STAFF

Head Coach

Jeff Bzdelik (Univ. of Illinois-Chicago '76) / 3rd season at Wake Forest

Associate Head Coach

Jeff Battle (Marshall '85) / 12th season at Wake Forest

Assistant Coach

Rusty LaRue (Wake Forest '96) / 4th season at Wake Forest

Assistant Coach

Walt Corbean (Xavier '91) / 6th season at Wake Forest

Director of Basketball Operations

Jeff Nix (Canisius '80) / 2nd season at Wake Forest

Director of Player Development

Randolph Childress (Wake Forest '95) / 2nd season at Wake Forest

Director of Athletic Performance

Greg Brittenham (Nebraska-Kearney '86) / 2nd season at Wake Forest

Special Asst. to the Head Coach/

Director of Scouting & Recruiting

Dan Ficke (Loyola Univ. Maryland '09) / 3rd season at Wake Forest

Student-Athlete Services

Jane Caldwell (UNC Greensboro) / 14th season at Wake Forest

Sports Medicine

Greg Collins (Kansas State '89) / 17th season at Wake Forest

Administrative Assistant

Lynne Heflin (Mary Washington College) / 28th season at Wake Forest

Communications/Media Relations

Scott Wortman (Ohio Northern '04) / 7th season at Wake Forest

Equipment Services

Craig Zakrzewski (Wake Forest '00) / 11th season at Wake Forest

PRONUNCIATION GUIDE

Arnaud William Adala Moto ar-NO William

..... ah-DAH-luh MO-toe

Jeff Bzdelik buzz-DELL-ick

Tyler Cavanaugh CAV-ah-nahw

Walt Corbean cor-BEAN

Travis McKie rhymes with "sky"

Codi Miller-McIntyre MACK-in-tire

Doug Niedrich KNEE-drick



WAKE FOREST AT MIAMI - FEB. 18, 2012



Official Basketball Box Score -- Game Totals -- Final Statistics
Wake Forest vs Miami
02/18/12 1 p.m. at BankUnited Center | Coral Gables, Fla.



Wake Forest 56 • 12-15, 3-10

##	Player		Total			3-Ptr			Rebounds			PF	TP	A	TO	Blk	Stl	Min
			FG-FGA	FG-FGA	FT-FTA	FG-FGA	FG-FGA	FT-FTA	Off	Def	Tot							
25	Mescheriakov, Nikita	f	2-4	0-2	0-0	0	2	2	2	4	0	2	0	0	0	0	25	
30	McKie, Travis	f	3-8	1-3	3-5	0	5	5	2	10	1	3	0	1	1	36		
01	Chennault, Tony	g	1-3	1-3	2-2	0	0	0	5	5	3	3	0	1	25			
10	Fischer, Chase	g	5-9	2-4	0-0	1	3	4	0	12	3	0	0	2	38			
11	Harris, C.J.	g	5-13	2-5	2-2	1	2	3	1	14	5	1	0	2	35			
02	Fields, Anthony		0-0	0-0	0-0	0	0	0	0	0	0	0	0	0	3			
04	Green, Daniel		0-0	0-0	2-2	1	1	2	0	2	0	1	0	1	5			
33	Desrosiers, Carson		3-9	1-4	0-0	1	1	2	2	7	0	1	1	0	16			
40	Walker, Ty		1-2	0-0	0-0	0	3	3	0	2	0	1	2	0	16			
41	Godwin, Brooks		0-0	0-0	0-0	0	0	0	0	0	0	0	0	0	0+			
42	Jennings, Spencer		0-0	0-0	0-0	0	0	0	0	0	0	0	0	0	0+			
43	Ingle, Aaron		0-0	0-0	0-0	0	0	0	0	0	0	0	0	0	0+			
45	Keenan, Ryan		0-0	0-0	0-0	0	1	1	0	0	0	0	0	0	1			
	Team					1	1	2										
Totals			20-48	7-21	9-11	5	19	24	12	56	12	12	3	7	200			

FG % 1st Half:	13-25	52.0%	2nd half:	7-23	30.4%	Game:	20-48	41.7%	Deadball
3FG % 1st Half:	5-11	45.5%	2nd half:	2-10	20.0%	Game:	7-21	33.3%	Rebounds
FT % 1st Half:	3-4	75.0%	2nd half:	6-7	85.7%	Game:	9-11	81.8%	1,1

Miami 74 • 16-9, 7-5

##	Player		Total			3-Ptr			Rebounds			PF	TP	A	TO	Blk	Stl	Min
			FG-FGA	FG-FGA	FT-FTA	FG-FGA	FG-FGA	FT-FTA	Off	Def	Tot							
35	Kadji, Kenny	f	8-12	2-2	0-1	3	2	5	1	18	0	1	1	0	25			
42	Johnson, Reggie	c	3-7	0-0	0-0	1	7	8	3	6	2	1	1	1	24			
00	Larkin, Shane	g	1-5	1-5	0-0	1	1	2	2	3	3	2	0	0	30			
01	Scott, Durand	g	7-11	2-3	2-2	3	4	7	0	18	4	0	0	3	30			
03	Grant, Malcolm	g	3-11	3-10	0-0	1	2	3	0	9	6	3	0	0	27			
04	McKinney Jones, Trey		1-3	1-3	0-0	2	1	3	2	3	1	1	0	0	13			
05	Jones, DeQuan		0-1	0-0	0-0	0	1	1	0	0	0	0	1	0	7			
10	Akpejiori, Raphael		0-0	0-0	0-0	0	0	0	0	0	0	0	0	0	0+			
11	Quiglar, Ryan		0-0	0-0	0-0	0	0	0	0	0	0	0	0	0	1			
12	Heller, Justin		0-1	0-0	0-0	0	0	0	0	0	0	0	0	0	0+			
15	Brown, Rion		5-9	1-4	0-0	2	4	6	2	11	3	0	0	1	26			
21	Swoope, Erik		0-0	0-0	0-0	0	0	0	1	0	0	1	0	0	1			
25	Adams, Garrius		2-5	2-4	0-0	0	2	2	0	6	1	0	0	0	16			
	Team					2	0	2										
Totals			30-65	12-31	2-3	15	24	39	11	74	20	9	3	5	200			

FG % 1st Half:	14-31	45.2%	2nd half:	16-34	47.1%	Game:	30-65	46.2%	Deadball
3FG % 1st Half:	6-17	35.3%	2nd half:	6-14	42.9%	Game:	12-31	38.7%	Rebounds
FT % 1st Half:	0-0	0.0%	2nd half:	2-3	66.7%	Game:	2-3	66.7%	1

Officials: Sean Hull, Tim Kelly, Bernard Clinton
 Technical fouls: Wake Forest-None. Miami-None.
 Attendance: 4121

Score by periods	1st	2nd	Total
Wake Forest	34	22	56
Miami	34	40	74

Points	In Paint	Off T/O	2nd Chance	Fast Break	Bench
WF	20	12	8	7	11
UM	24	13	16	4	20

Last FG - WF 2nd-04:46, UM 2nd-01:26.
 Largest lead - WF by 6 1st-10:51, UM by 20 2nd-05:41.

Score tied - 5 times.
 Lead changed - 9 times.



2012-13 SEASON STATISTICS - ALL GAMES

RECORD:	OVERALL	HOME	AWAY	NEUTRAL
ALL GAMES	11-14	9-4	1-8	1-2
CONFERENCE	4-9	4-2	0-7	0-0
NON-CONFERENCE	7-5	5-2	1-1	1-2

##	Player	gp-gs	min	avg	Total		3-Point		F-Throw		Rebounds			pf	dq	a	to	blk	stl	pts	avg	
					fg-fga	fg%	3fg-fga	3fg%	ft-fa	ft%	off	def	tot									
11	Harris,C.J.	25-25	820	32.8	111-237	.468	39-99	.394	108-126	.857	6	47	53	2.1	48	0	49	62	3	19	369	14.8
30	McKie,Travis	25-25	802	32.1	116-260	.446	29-82	.354	100-129	.775	52	132	184	7.4	52	0	29	49	19	35	361	14.4
00	Miller-McIntyre,Codi	25-25	718	28.7	84-205	.410	17-52	.327	18-29	.621	14	51	65	2.6	54	1	65	46	0	14	203	8.1
02	Thomas,Devin	25-25	666	26.6	79-161	.491	0-0	.000	44-91	.484	65	130	195	7.8	54	0	32	62	35	24	202	8.1
45	Adala Moto,Arnaud	25-13	384	15.4	49-119	.412	3-19	.158	38-65	.585	29	70	99	4.0	53	1	6	27	3	16	139	5.6
34	Cavanaugh,Tyler	25-6	412	16.5	40-128	.313	10-45	.222	36-48	.750	26	37	63	2.5	60	1	12	32	5	5	126	5.0
10	Fischer,Chase	25-3	380	15.2	38-99	.384	28-67	.418	8-13	.615	4	30	34	1.4	21	0	15	18	3	11	112	4.5
01	Jones,Madison	25-3	457	18.3	33-75	.440	0-5	.000	17-38	.447	8	16	24	1.0	54	1	53	40	10	29	83	3.3
33	Rountree,Aaron	24-0	275	11.5	21-39	.538	4-11	.364	15-26	.577	12	34	46	1.9	38	0	17	16	26	22	61	2.5
31	Washington,Andre	14-0	76	5.4	4-10	.400	0-0	.000	7-10	.700	2	8	10	0.7	14	0	0	3	4	0	15	1.1
42	Jennings,Spencer	5-0	7	1.4	2-3	.667	0-1	.000	1-1	1.000	0	2	2	0.4	1	0	1	1	0	2	5	1.0
41	Antonelli,Duke	1-0	1	1.0	0-1	.000	0-0	.000	0-0	.000	0	1	1	1.0	0	0	0	0	0	0	0	0.0
51	O'Brien,Grant	1-0	1	1.0	0-0	.000	0-0	.000	0-0	.000	0	0	0	0.0	0	0	0	0	0	0	0	0.0
52	Niedrich,Doug	1-0	1	1.0	0-0	.000	0-0	.000	0-0	.000	0	1	1	1.0	0	0	0	0	0	0	0	0.0
Team											33	21	54		1		8					
Total.....		25	5000		577-1337	.432	130-381	.341	392-576	.681	251	580	831	33.2	450	4	279	364	108	177	1676	67.0
Opponents.....		25	5000		629-1392	.452	149-412	.362	328-487	.674	253	605	858	34.3	495	-	339	352	99	164	1735	69.4

TEAM STATISTICS	WF	OPP	Date	Opponent	Score	Att.	
SCORING	1676	1735		11/09/12	RADFORD	w 79-67	7042
Points per game	67.0	69.4	&	11/16/12	vs Connecticut	L 71-77	2673
Scoring margin	-2.4	-	&	11/17/12	vs Iona	L 68-94	1266
FIELD GOALS-ATT	577-1337	629-1392	&	11/19/12	vs Mercer	w 74-71	920
Field goal pct	.432	.452		11/23/12	WILLIAM & MARY	w 63-57	7264
3 POINT FG-ATT	130-381	149-412	^	11/27/12	NEBRASKA	L 63-79	6508
3-point FG pct	.341	.362		12/01/12	at Richmond	L 60-62	6591
3-pt FG made per game	5.2	6.0		12/05/12	HIGH POINT	w 71-60	6822
FREE THROWS-ATT	392-576	328-487		12/08/12	SETON HALL	L 67-71	8411
Free throw pct	.681	.674		12/18/12	FURMAN	w 79-55	6782
F-Throws made per game	15.7	13.1		12/22/12	at UNCG	w 84-70	3482
REBOUNDS	831	858		01/02/13	XAVIER	w 66-59	9862
Rebounds per game	33.2	34.3	*	01/05/13	at Duke	L 62-80	9314
Rebounding margin	-1.1	-	*	01/09/13	VIRGINIA	w 55-52	9217
ASSISTS	279	339	*	01/12/13	BOSTON COLLEGE	w 75-72	10035
Assists per game	11.2	13.6	*	01/15/13	at Clemson	L 44-60	7291
TURNOVERS	364	352	*	01/19/13	at Virginia Tech	L 65-66	6418
Turnovers per game	14.6	14.1	*	01/22/13	NC STATE	w 86-84	11542
Turnover margin	-0.5	-	*	01/26/13	at Georgia Tech	L 62-82	8180
Assist/turnover ratio	0.8	1.0	*	01/30/13	DUKE	L 70-75	12603
STEALS	177	164	*	02/02/13	at Maryland	L 60-86	16179
Steals per game	7.1	6.6	*	02/05/13	at North Carolina	L 62-87	19653
BLOCKS	108	99	*	02/09/13	FLORIDA STATE	w 71-46	10259
Blocks per game	4.3	4.0	*	02/13/13	at Boston College	L 63-66	2867
ATTENDANCE	116833	84834	*	02/16/13	GEORGIA TECH	L 56-57	10486
Home games-Avg/Game	13-8987	9-8886					
Neutral site-Avg/Game	-	3-1620					

& = Paradise Jam (St. Thomas, U.S. Virgin Islands)
 ^ = ACC/Big Ten Challenge
 * = Conference game
 # = ACC Tournament (Greensboro, N.C.)

Score by Periods	1st	2nd	Totals
Wake Forest	789	887	1676
Opponents	871	864	1735



2012-13 SEASON STATISTICS - CONFERENCE GAMES

RECORD:	OVERALL	HOME	AWAY	NEUTRAL
ALL GAMES	4-9	4-2	0-7	0-0
CONFERENCE	4-9	4-2	0-7	0-0
NON-CONFERENCE	0-0	0-0	0-0	0-0

##	Player	gp-gs	min	avg	Total		3-Point		F-Throw		Rebounds			pf	dq	a	to	blk	stl	pts	avg	
					fg-fga	fg%	3fg-fga	3fg%	ft-fta	ft%	off	def	tot									
11	Harris,C.J.	13-13	425	32.7	59-137	.431	19-53	.358	61-68	.897	4	29	33	2.5	25	0	27	29	2	8	198	15.2
30	McKie,Travis	13-13	423	32.5	63-137	.460	22-51	.431	39-50	.780	27	62	89	6.8	26	0	15	22	12	17	187	14.4
02	Thomas,Devin	13-13	380	29.2	50-95	.526	0-0	.000	23-49	.469	42	80	122	9.4	33	0	16	40	20	13	123	9.5
00	Miller-McIntyre,Codi	13-13	376	28.9	43-118	.364	7-30	.233	8-15	.533	10	25	35	2.7	28	0	29	22	0	7	101	7.8
45	Adala Moto,Arnaud	13-10	211	16.2	28-76	.368	0-10	.000	24-37	.649	18	41	59	4.5	30	1	3	15	1	8	80	6.2
34	Cavanaugh,Tyler	13-1	200	15.4	18-63	.286	4-21	.190	6-10	.600	7	19	26	2.0	32	1	8	17	2	3	46	3.5
10	Fischer,Chase	13-0	173	13.3	14-43	.326	10-31	.323	3-7	.429	3	15	18	1.4	9	0	5	7	1	5	41	3.2
01	Jones,Madison	13-2	232	17.8	13-36	.361	0-3	.000	1-4	.250	6	5	11	0.8	29	1	30	19	1	12	27	2.1
33	Rountree,Aaron	13-0	125	9.6	4-11	.364	0-1	.000	6-9	.667	3	15	18	1.4	21	0	5	9	11	10	14	1.1
31	Washington,Andre	8-0	47	5.9	2-5	.400	0-0	.000	5-8	.625	2	4	6	0.8	9	0	0	2	3	0	9	1.1
42	Jennings,Spencer	3-0	5	1.7	2-3	.667	0-1	.000	1-1	1.000	0	2	2	0.7	1	0	1	1	0	1	5	1.7
51	O'Brien,Grant	1-0	1	1.0	0-0	.000	0-0	.000	0-0	.000	0	0	0	0.0	0	0	0	0	0	0	0	0.0
52	Niedrich,Doug	1-0	1	1.0	0-0	.000	0-0	.000	0-0	.000	0	1	1	1.0	0	0	0	0	0	0	0	0.0
41	Antonelli,Duke	1-0	1	1.0	0-1	.000	0-0	.000	0-0	.000	0	1	1	1.0	0	0	0	0	0	0	0	0.0
Team																						
Total.....		13	2600		296-725	.408	62-201	.308	177-258	.686	143	306	449	34.5	244	3	139	184	53	84	831	63.9
Opponents.....		13	2600		336-719	.467	79-192	.411	162-250	.648	122	329	451	34.7	231	-	186	176	62	77	913	70.2

TEAM STATISTICS	WF	OPP	Date	Opponent	Score	Att.
SCORING	831	913	* 01/05/13	at Duke	L 62-80	9314
Points per game	63.9	70.2	* 01/09/13	VIRGINIA	w 55-52	9217
Scoring margin	-6.3	-	* 01/12/13	BOSTON COLLEGE	w 75-72	10035
FIELD GOALS-ATT	296-725	336-719	* 01/15/13	at Clemson	L 44-60	7291
Field goal pct	.408	.467	* 01/19/13	at Virginia Tech	L 65-66	6418
3 POINT FG-ATT	62-201	79-192	* 01/22/13	NC STATE	w 86-84	11542
3-point FG pct	.308	.411	* 01/26/13	at Georgia Tech	L 62-82	8180
3-pt FG made per game	4.8	6.1	* 01/30/13	DUKE	L 70-75	12603
FREE THROWS-ATT	177-258	162-250	* 02/02/13	at Maryland	L 60-86	16179
Free throw pct	.686	.648	* 02/05/13	at North Carolina	L 62-87	19653
F-Throws made per game	13.6	12.5	* 02/09/13	FLORIDA STATE	w 71-46	10259
REBOUNDS	449	451	* 02/13/13	at Boston College	L 63-66	2867
Rebounds per game	34.5	34.7	* 02/16/13	GEORGIA TECH	L 56-57	10486
Rebounding margin	-0.2	-				
ASSISTS	139	186				
Assists per game	10.7	14.3				
TURNOVERS	184	176				
Turnovers per game	14.2	13.5				
Turnover margin	-0.6	-				
Assist/turnover ratio	0.8	1.1				
STEALS	84	77				
Steals per game	6.5	5.9				
BLOCKS	53	62				
Blocks per game	4.1	4.8				
ATTENDANCE	64142	69902				
Home games-Avg/Game	6-10690	7-9986				
Neutral site-Avg/Game	-	0-0				

& = Paradise Jam (St. Thomas, U.S. Virgin Islands)
 ^ = ACC/Big Ten Challenge
 * = Conference game
 # = ACC Tournament (Greensboro, N.C.)

Score by Periods	1st	2nd	Totals
Wake Forest	409	422	831
Opponents	481	432	913



WAKE FOREST SEASON & CAREER STATISTICS

SEASON STATISTICS

CAREER STATISTICS

SUMMARY	gp-gs	min/g	fg%	3fg%	ft%	r/g	a/g	stl	blk	pts/g	gp-gs	min/g	fg%	3fg%	ft%	r/g	a/g	stl	blk	pts/g
Harris, C.J.	25-25	32.8	.468	.394	.857	2.1	2.0	19	3	14.8	118-108	32.0	.434	.375	.836	2.6	2.3	111	7	12.8
McKie, Travis	25-25	32.1	.446	.354	.775	7.4	1.2	35	19	14.4	88-88	32.6	.475	.351	.747	7.4	1.1	90	69	14.5
Miller-McIntyre, Codi	25-25	28.7	.410	.327	.621	2.6	2.6	14	0	8.1	25-25	28.7	.410	.327	.621	2.6	2.6	14	0	8.1
Thomas, Devin	25-25	26.6	.491	.000	.484	7.8	1.3	24	35	8.1	25-25	26.6	.491	.000	.484	7.8	1.3	24	35	8.1
Adala Moto, Arnaud	25-13	15.4	.412	.158	.585	4.0	0.2	16	3	5.6	25-13	15.4	.412	.158	.585	4.0	0.2	16	3	5.6
Cavanaugh, Tyler	25-6	16.5	.313	.222	.750	2.5	0.5	5	5	5.0	25-6	16.5	.313	.222	.750	2.5	0.5	5	5	5.0
Fischer, Chase	25-3	15.2	.384	.418	.615	1.4	0.6	11	3	4.5	56-6	21.3	.362	.354	.769	1.8	1.1	35	4	5.5
Jones, Madison	25-3	18.3	.440	.000	.447	1.0	2.1	29	10	3.3	25-3	18.3	.440	.000	.447	1.0	2.1	29	10	3.3
Rountree, Aaron	24-0	11.5	.538	.364	.577	1.9	0.7	22	26	2.5	24-0	11.5	.538	.364	.577	1.9	0.7	22	26	2.5
Washington, Andre	14-0	5.4	.400	.000	.700	0.7	0.0	0	4	1.1	14-0	5.4	.400	.000	.700	0.7	0.0	0	4	1.1
Jennings, Spencer	5-0	1.4	.667	.000	1.000	0.4	0.2	2	0	1.0	9-0	1.3	.667	.000	1.000	0.3	0.1	2	0	0.6
Antonelli, Duke	1-0	1.0	.000	.000	.000	1.0	0.0	0	0	0.0	1-0	1.0	.000	.000	.000	1.0	0.0	0	0	0.0
O'Brien, Grant	1-0	1.0	.000	.000	.000	0.0	0.0	0	0	0.0	1-0	1.0	.000	.000	.000	0.0	0.0	0	0	0.0
Niedrich, Doug	1-0	1.0	.000	.000	.000	1.0	0.0	0	0	0.0	2-0	1.0	.000	.000	.000	0.5	0.0	0	0	0.0

SCORING	fg-fga	fg%	3fg-fga	3fg%	ft-fa	ft%	pts	pts/g	fg-fga	fg%	3fg-fga	3fg%	ft-fa	ft%	pts	pts/g
Harris, C.J.	111-237	.468	39-99	.394	108-126	.857	369	14.8	430-990	.434	142-379	.375	503-602	.836	1505	12.8
McKie, Travis	116-260	.446	29-82	.354	100-129	.775	361	14.4	442-930	.475	79-225	.351	313-419	.747	1276	14.5
Miller-McIntyre, Codi	84-205	.410	17-52	.327	18-29	.621	203	8.1	84-205	.410	17-52	.327	18-29	.621	203	8.1
Thomas, Devin	79-161	.491	0-0	.000	44-91	.484	202	8.1	79-161	.491	0-0	.000	44-91	.484	202	8.1
Adala Moto, Arnaud	49-119	.412	3-19	.158	38-65	.585	139	5.6	49-119	.412	3-19	.158	38-65	.585	139	5.6
Cavanaugh, Tyler	40-128	.313	10-45	.222	36-48	.750	126	5.0	40-128	.313	10-45	.222	36-48	.750	126	5.0
Fischer, Chase	38-99	.384	28-67	.418	8-13	.615	112	4.5	100-276	.362	67-189	.354	40-52	.769	307	5.5
Jones, Madison	33-75	.440	0-5	.000	17-38	.447	83	3.3	33-75	.440	0-5	.000	17-38	.447	83	3.3
Rountree, Aaron	21-39	.538	4-11	.364	15-26	.577	61	2.5	21-39	.538	4-11	.364	15-26	.577	61	2.5
Washington, Andre	4-10	.400	0-0	.000	7-10	.700	15	1.1	4-10	.400	0-0	.000	7-10	.700	15	1.1
Jennings, Spencer	2-3	.667	0-1	.000	1-1	1.000	5	1.0	2-3	.667	0-1	.000	1-1	1.000	5	0.6
Antonelli, Duke	0-1	.000	0-0	.000	0-0	.000	0	0.0	0-1	.000	0-0	.000	0-0	.000	0	0.0
O'Brien, Grant	0-0	.000	0-0	.000	0-0	.000	0	0.0	0-0	.000	0-0	.000	0-0	.000	0	0.0
Niedrich, Doug	0-0	.000	0-0	.000	0-0	.000	0	0.0	0-0	.000	0-0	.000	0-0	.000	0	0.0

TOTALS	o-reb	d-reb	t-reb	pf	fo	ast	to	a/to	o-reb	d-reb	t-reb	pf	fo	ast	to	a/to
Harris, C.J.	6	47	53	48	0	49	62	0.8	36	272	308	280	4	272	284	1.0
McKie, Travis	52	132	184	52	0	29	49	0.6	202	445	647	192	2	94	188	0.5
Miller-McIntyre, Codi	14	51	65	54	1	65	46	1.4	14	51	65	54	1	65	46	1.4
Thomas, Devin	65	130	195	54	0	32	62	0.5	65	130	195	54	0	32	62	0.5
Adala Moto, Arnaud	29	70	99	53	1	6	27	0.2	29	70	99	53	1	6	27	0.2
Cavanaugh, Tyler	26	37	63	60	1	12	32	0.4	26	37	63	60	1	12	32	0.4
Fischer, Chase	4	30	34	21	0	15	18	0.8	15	86	101	59	1	61	51	1.2
Jones, Madison	8	16	24	54	1	53	40	1.3	8	16	24	54	1	53	40	1.3



GAME-BY-GAME POINTS-REBOUNDS-ASSISTS

Opponent	Date	Score	00	01	02	10	11	30	31	
			MILLER-MCI	JONES,MADI	THOMAS,DEV	FISCHER,CH	HARRIS,CJ	MCKIE,TRAV	WASHING	
RADFORD	11/09/12	79-67	w	10-3-3	2-1-1	10-8-2	11-1-0	11-9-2	DNP	
vs Connecticut	11/16/12	71-77	L	21-2-5	2-1-3	7-7-3	0-0-0	17-2-2	16-8-0	0-0-0
vs Iona	11/17/12	68-94	L	4-1-1	10-1-2	9-7-1	5-0-3	10-1-1	13-7-0	0-2-0
vs Mercer	11/19/12	74-71	w	2-1-3	8-1-2	5-5-0	11-4-1	15-3-2	23-15-0	DNP
WILLIAM & MARY	11/23/12	63-57	w	8-3-1	2-1-2	2-5-0	2-1-0	18-3-0	15-6-2	DNP
NEBRASKA	11/27/12	63-79	L	11-3-3	14-1-2	0-0-0	9-2-1	2-4-1	8-7-0	2-0-0
at Richmond	12/01/12	60-62	L	7-3-0	6-1-1	11-6-0	0-0-1	6-0-3	9-8-2	2-0-0
HIGH POINT	12/05/12	71-60	w	8-4-3	2-0-3	5-4-3	15-2-0	10-1-2	9-10-2	0-0-0
SETON HALL	12/08/12	67-71	L	2-2-5	0-2-1	4-4-2	0-1-1	28-0-2	16-7-2	DNP
FURMAN	12/18/12	79-55	w	6-4-4	5-0-3	7-7-2	2-1-1	20-1-5	16-6-1	2-2-0
at UNCG	12/22/12	84-70	w	7-2-5	5-2-2	12-6-2	13-3-1	11-2-0	19-4-1	DNP
XAVIER	01/02/13	66-59	w	16-2-3	0-2-1	7-14-1	3-1-1	15-1-1	19-8-2	DNP
at Duke	01/05/13	62-80	L	8-4-1	4-1-0	0-12-1	3-0-1	19-2-4	22-11-0	0-1-0
VIRGINIA	01/09/13	55-52	w	4-4-1	2-1-1	2-8-2	3-2-1	16-1-1	14-4-3	DNP
BOSTON COLLEGE	01/12/13	75-72	w	8-2-5	6-1-3	6-11-3	0-1-0	29-5-1	18-3-3	DNP
at Clemson	01/15/13	44-60	L	2-3-1	3-3-1	11-6-0	2-3-0	8-1-0	12-11-1	0-0-0
at Virginia Tech	01/19/13	65-66	L	9-3-4	0-0-3	12-8-0	0-0-0	10-3-4	20-15-2	DNP
NC STATE	01/22/13	86-84	w	15-3-2	4-1-2	25-14-4	0-0-0	10-2-3	16-8-1	0-0-0
at Georgia Tech	01/26/13	62-82	L	9-2-3	0-0-0	8-13-0	5-0-1	18-7-3	10-5-0	3-0-0
DUKE	01/30/13	70-75	L	6-2-1	4-0-5	15-6-2	0-0-0	14-3-1	14-7-2	DNP
at Maryland	02/02/13	60-86	L	14-3-1	0-0-4	12-2-1	3-3-1	10-0-2	15-6-0	1-0-0
at North Carolina	02/05/13	62-87	L	4-1-1	2-2-5	11-13-0	6-1-1	12-1-2	5-3-2	5-2-0
FLORIDA STATE	02/09/13	71-46	w	14-3-2	0-1-3	7-8-3	10-4-0	14-4-1	15-6-1	0-2-0
at Boston College	02/13/13	63-66	L	6-3-4	2-0-1	5-9-0	6-2-0	23-3-4	11-4-0	DNP
GEORGIA TECH	02/16/13	56-57	L	2-2-3	0-1-2	9-12-0	3-2-0	15-1-1	15-6-0	0-1-0

Opponent	Date	Score	33	34	41	42	45	51	52	
			ROUNTREE,A	CAVANAUGH,	ANTONELLI,	JENNINGS,S	ADALA MOTO	O'BRIEN,GR	NIEDRICI	
RADFORD	11/09/12	79-67	w	0-0-0	6-4-0	DNP	DNP	10-4-0	DNP	DNP
vs Connecticut	11/16/12	71-77	L	DNP	4-4-0	DNP	DNP	4-4-0	DNP	DNP
vs Iona	11/17/12	68-94	L	2-2-0	8-4-0	DNP	0-0-0	7-3-2	DNP	DNP
vs Mercer	11/19/12	74-71	w	0-0-0	7-3-2	DNP	DNP	3-2-1	DNP	DNP
WILLIAM & MARY	11/23/12	63-57	w	4-7-2	4-2-1	DNP	DNP	8-4-0	DNP	DNP
NEBRASKA	11/27/12	63-79	L	7-5-2	6-2-0	DNP	DNP	4-4-0	DNP	DNP
at Richmond	12/01/12	60-62	L	9-5-1	10-3-0	DNP	DNP	0-1-0	DNP	DNP
HIGH POINT	12/05/12	71-60	w	11-1-2	11-5-0	DNP	DNP	0-2-0	DNP	DNP
SETON HALL	12/08/12	67-71	L	4-3-3	6-1-0	DNP	DNP	7-3-0	DNP	DNP
FURMAN	12/18/12	79-55	w	4-1-1	12-5-0	DNP	0-0-0	5-5-0	DNP	DNP
at UNCG	12/22/12	84-70	w	6-4-1	2-2-0	DNP	DNP	9-6-0	DNP	DNP
XAVIER	01/02/13	66-59	w	0-0-0	4-2-1	DNP	DNP	2-2-0	DNP	DNP
at Duke	01/05/13	62-80	L	0-0-0	2-0-1	DNP	DNP	4-6-0	DNP	DNP
VIRGINIA	01/09/13	55-52	w	0-0-1	5-3-0	DNP	DNP	9-0-0	DNP	DNP
BOSTON COLLEGE	01/12/13	75-72	w	2-0-0	0-2-1	DNP	DNP	6-5-1	DNP	DNP
at Clemson	01/15/13	44-60	L	1-3-0	3-3-0	DNP	DNP	2-6-0	DNP	DNP
at Virginia Tech	01/19/13	65-66	L	0-2-1	8-3-0	DNP	DNP	6-6-0	DNP	DNP
NC STATE	01/22/13	86-84	w	0-2-0	7-0-1	DNP	DNP	9-10-0	DNP	DNP
at Georgia Tech	01/26/13	62-82	L	0-2-1	3-3-2	DNP	DNP	6-2-0	DNP	DNP
DUKE	01/30/13	70-75	L	4-1-2	6-2-1	DNP	DNP	7-4-0	DNP	DNP
at Maryland	02/02/13	60-86	L	0-1-0	2-1-1	DNP	3-0-0	0-3-0	DNP	DNP
at North Carolina	02/05/13	62-87	L	0-0-0	4-5-0	DNP	0-1-1	13-4-2	DNP	DNP
FLORIDA STATE	02/09/13	71-46	w	1-4-0	2-3-1	0-1-0	2-1-0	6-6-0	0-0-0	0-1-0
at Boston College	02/13/13	63-66	L	2-1-0	4-1-0	DNP	DNP	4-4-0	DNP	DNP
GEORGIA TECH	02/16/13	56-57	L	4-2-0	0-0-0	DNP	DNP	8-3-0	DNP	DNP



2012-13 SEASON STATISTICS - ALL GAMES

OVERALL: 11-14 / ACC: 4-9 / HOME: 9-4 / ROAD: 1-8 / NEUTRAL: 1-2

Date	WFU Rank	OPP Rank	Opponent	W/L	Score	Record	WFU High Scorer	OPP High Scorer	High Rebounds	High Assists	Attend.
N9	--	--	RADFORD	W	79-67	1-0	C.J. Harris 19	R.J. Price 16	Travis McKie 9	C.J. Harris 3 C. Miller-McIntyre 3	7,042
N16	--	23/rv	vs. Connecticut %	L	71-77	1-1	C. Miller-McIntyre 21	Ryan Boatright 16 Shabazz Napier 16	Travis McKie 8	C. Miller-McIntyre 5	2,673
N17	--	--	vs. Iona %	L	68-94	1-2	Travis McKie 13	Sean Armand 28	Travis McKie 7 Devin Thomas 7	Chase Fischer 3	1,266
N19	--	--	vs. Mercer	W	74-71	2-2	Travis McKie 23	Jibri Bryan 14	Travis McKie 15	C. Miller-McIntyre 3	920
N23	--	--	WILLIAM & MARY	W	63-57	3-2	C.J. Harris 18	Marcus Thornton 17	Aaron Rountree 7	Madison Jones 2 Travis McKie 2 Aaron Rountree 2	7,264
N27	--	--	NEBRASKA &	L	63-79	3-3	Madison Jones 14	Andre Almeida 20 Ray Gallegos 20	Travis McKie 7	C. Miller-McIntyre 3	6,508
D1	--	--	at Richmond	L	60-62	3-4	Devin Thomas 11	Derrick Williams 26	Travis McKie 8	C.J. Harris 3	6,591
D5	--	--	HIGH POINT	W	71-60	4-4	Chase Fischer 15	John Brown 27	Travis McKie 10	Madison Jones 3 C. Miller-McIntyre 3 Devin Thomas 3	6,822
D8	--	--	SETON HALL	L	67-71	4-5	C.J. Harris 28	Fuquan Edwin 24	Travis McKie 7	C. Miller-McIntyre 5	8,411
D18	--	--	FURMAN	W	79-55	5-5	C.J. Harris 20	Stephen Croone 12 Colin Reddick 12	Devin Thomas 7	C.J. Harris 5	6,782
D22	--	--	at UNC Greensboro	W	84-70	6-5	Travis McKie 19	Trevis Simpson 25	Arnaud Adala Moto 6 Devin Thomas 6	C. Miller-McIntyre 5	3,482
J2	--	--	XAVIER	W	66-59	7-5	Travis McKie 19	Travis Taylor 18	Devin Thomas 14	C. Miller-McIntyre 3	9,862
J5	--	1/1	at Duke*	L	62-80	7-6, 0-1	Travis McKie 22	Seth Curry 22 Ryan Kelly 22	Devin Thomas 12	C.J. Harris 4	9,314
J9	--	--/rv	VIRGINIA*	W	55-52	8-6, 1-1	C.J. Harris 16	Mike Tobey 14	Devin Thomas 8	Travis McKie 3	9,217
J12	--	--	BOSTON COLLEGE*	W	75-72	9-6, 2-1	C.J. Harris 29	Lonnie Jackson 23	Devin Thomas 11	C. Miller-McIntyre 5	10,035
J15	--	--	at Clemson*	L	44-60	9-7, 2-2	Travis McKie 12	K.J. McDaniels 14	Travis McKie 11	Madison Jones 1 Travis McKie 1 C. Miller-McIntyre 1	7,291
J19	--	--	at Virginia Tech*	L	65-66	9-8, 2-3	Travis McKie 20	Erick Green 22	Travis McKie 15	C.J. Harris 4 C. Miller-McIntyre 4	6,418
J22	--	18/18	NC STATE*	W	86-84	10-8, 3-3	Devin Thomas 25	Rodney Purvis 18	Devin Thomas 14	Devin Thomas 4	11,542
J26	--	--	at Georgia Tech*	L	62-82	10-9, 3-4	C.J. Harris 18	Robert Carter, Jr. 20	Devin Thomas 13	C.J. Harris 3 C. Miller-McIntyre 3	8,180
J30	--	5/5	DUKE*	L	70-75	10-10, 3-5	Devin Thomas 15	Mason Plumlee 32	Travis McKie 7	Madison Jones 5	12,603
F2	--	--	at Maryland*	L	60-86	10-11, 3-6	Travis McKie 15	Logan Aronhalt 13	Travis McKie 6	Madison Jones 4	16,179
F5	--	--	at North Carolina*	L	62-87	10-12, 3-7	A.W. Adala Moto 13	Reggie Bullock 23	Devin Thomas 13	Madison Jones 5	19,653
F9	--	--	FLORIDA STATE*	W	71-46	11-12, 4-7	Travis McKie 15	Michael Snaer 13 Okaor White 13	Devin Thomas 8	Madison Jones 3 Devin Thomas 3	10,259
F13	--	--	at Boston College*	L	63-66	11-13, 4-8	C.J. Harris 23	Patrick Heckmann 14	Devin Thomas 9	C.J. Harris 4 C. Miller-McIntyre 4	2,867
F16	--	--	GEORGIA TECH*	L	56-57	11-14, 4-9	C.J. Harris 15 Travis McKie 15	M. Georges-Hunt 16	Devin Thomas 12	C. Miller-McIntyre 3	10,286
F23	--	3/4	MIAMI	1:00							
F26	--	--	at Florida State*	9:00							
M2	--	--	MARYLAND*	12:00							
M6	--	rv/--	at NC State*	9:00							
M10	--	--	VIRGINIA TECH*	2:00							
M14-17			ACC Tournament #								

CAPS - home game

* - ACC game

% - Paradise Jam (St. Thomas, USVI)

& - ACC/Big Ten Challenge

- ACC Tournament at Greensboro, N.C. (Greensboro Coliseum)

Rank = Associated Press / Coaches (For teams played, ranking is at time of game; For future opponents, ranking is current.)

All times listed are Eastern Standard Time.



SEASON STATISTICS BREAKDOWN

OVERALL STATISTICS W-L: 11-14 / ACC: 4-9 / HOME: 9-4 / ROAD: 1-8 / NEUTRAL: 1-2

#	Player	GP	GS	Min	Avg	FG	FGA	Pct	3FG	FGA	Pct	FT	FTA	Pct	Off	Def	Tot	Avg	PF	FO	A	TO	Blk	Stl	Pts	Avg
11	Harris,C.J.	25	25	820	32.8	111	237	.468	39	99	.394	108	126	.857	6	47	53	2.1	48	0	49	62	3	19	369	14.8
30	McKie,Travis	25	25	802	32.1	116	260	.446	29	82	.354	100	129	.775	52	132	184	7.4	52	0	29	49	19	35	361	14.4
00	Miller-McIntyre,Codi	25	25	718	28.7	84	205	.410	17	52	.327	18	29	.621	14	51	65	2.6	54	1	65	46	0	14	203	8.1
02	Thomas,Devin	25	25	666	26.6	79	161	.491	0	0	.000	44	91	.484	65	130	195	7.8	54	0	32	62	35	24	202	8.1
45	Adala Moto,Arnaud	25	13	384	15.4	49	119	.412	3	19	.158	38	65	.585	29	70	99	4.0	53	1	6	27	3	16	139	5.6
34	Cavanaugh,Tyler	25	6	412	16.5	40	128	.313	10	45	.222	36	48	.750	26	37	63	2.5	60	1	12	32	5	5	126	5.0
10	Fischer,Chase	25	3	380	15.2	38	99	.384	28	67	.418	8	13	.615	4	30	34	1.4	21	0	15	18	3	11	112	4.5
01	Jones,Madison	25	3	457	18.3	33	75	.440	0	5	.000	17	38	.447	8	16	24	1.0	54	1	53	40	10	29	83	3.3
33	Rountree,Aaron	24	0	275	11.5	21	39	.538	4	11	.364	15	26	.577	12	34	46	1.9	38	0	17	16	26	22	61	2.5
31	Washington,Andre	14	0	76	5.4	4	10	.400	0	0	.000	7	10	.700	2	8	10	0.7	14	0	0	3	4	0	15	1.1
42	Jennings,Spencer	5	0	7	1.4	2	3	.667	0	1	.000	1	1	1.000	0	2	2	0.4	1	0	1	1	0	2	5	1.0
41	Antonelli,Duke	1	0	1	1.0	0	1	.000	0	0	.000	0	0	.000	0	1	1	1.0	0	0	0	0	0	0	0	0.0
51	O'Brien,Grant	1	0	1	1.0	0	0	.000	0	0	.000	0	0	.000	0	0	0	0.0	0	0	0	0	0	0	0	0.0
52	Niedrich,Doug	1	0	1	1.0	0	0	.000	0	0	.000	0	0	.000	0	1	1	1.0	0	0	0	0	0	0	0	0.0
TM	TEAM.....														33	21	54	2.2	1			8			0	
	Total.....	25				577	1337	.432	130	381	.341	392	576	.681	251	580	831	33.2	450	4	279	364	108	177	1676	67.0
	Opponents.....	25				629	1392	.452	149	412	.362	328	487	.674	253	605	858	34.3	495	12	339	352	99	164	1735	69.4

SCORE BY PERIODS		1ST	2ND	OT	TOTAL
Wake Forest		789	887	--	1676
Opponents		871	864	--	1735

CONFERENCE STATISTICS W-L: 4-9 / HOME: 4-2 / ROAD: 0-7

#	Player	GP	GS	Min	Avg	FG	FGA	Pct	3FG	FGA	Pct	FT	FTA	Pct	Off	Def	Tot	Avg	PF	FO	A	TO	Blk	Stl	Pts	Avg
11	Harris,C.J.	13	13	425	32.7	59	137	.431	19	53	.358	61	68	.897	4	29	33	2.5	25	0	27	29	2	8	198	15.2
30	McKie,Travis	13	13	423	32.5	63	137	.460	22	51	.431	39	50	.780	27	62	89	6.8	26	0	15	22	12	17	187	14.4
02	Thomas,Devin	13	13	380	29.2	50	95	.526	0	0	.000	23	49	.469	42	80	122	9.4	33	0	16	40	20	13	123	9.5
00	Miller-McIntyre,Codi	13	13	376	28.9	43	118	.364	7	30	.233	8	15	.533	10	25	35	2.7	28	0	29	22	0	7	101	7.8
45	Adala Moto,Arnaud	13	10	211	16.2	28	76	.368	0	10	.000	24	37	.649	18	41	59	4.5	30	1	3	15	1	8	80	6.2
34	Cavanaugh,Tyler	13	1	200	15.4	18	63	.286	4	21	.190	6	10	.600	7	19	26	2.0	32	1	8	17	2	3	46	3.5
10	Fischer,Chase	13	0	173	13.3	14	43	.326	10	31	.323	3	7	.429	3	15	18	1.4	9	0	5	7	1	5	41	3.2
01	Jones,Madison	13	2	232	17.8	13	36	.361	0	3	.000	1	4	.250	6	5	11	0.8	29	1	30	19	1	12	27	2.1
42	Jennings,Spencer	3	0	5	1.7	2	3	.667	0	1	.000	1	1	1.000	0	2	2	0.7	1	0	1	1	0	1	5	1.7
31	Washington,Andre	8	0	47	5.9	2	5	.400	0	0	.000	5	8	.625	2	4	6	0.8	9	0	0	2	3	0	9	1.1
33	Rountree,Aaron	13	0	125	9.6	4	11	.364	0	1	.000	6	9	.667	3	15	18	1.4	21	0	5	9	11	10	14	1.1
52	Niedrich,Doug	1	0	1	1.0	0	0	.000	0	0	.000	0	0	.000	0	1	1	1.0	0	0	0	0	0	0	0	0.0
41	Antonelli,Duke	1	0	1	1.0	0	1	.000	0	0	.000	0	0	.000	0	1	1	1.0	0	0	0	0	0	0	0	0.0
51	O'Brien,Grant	1	0	1	1.0	0	0	.000	0	0	.000	0	0	.000	0	0	0	0.0	0	0	0	0	0	0	0	0.0
TM	TEAM.....														21	7	28	2.2	1			1			0	
	Total.....	13				296	725	.408	62	201	.308	177	258	.686	143	306	449	34.5	244	3	139	184	53	84	831	63.9
	Opponents.....	13				336	719	.467	79	192	.411	162	250	.648	122	329	451	34.7	231	3	186	176	62	77	913	70.2

SCORE BY PERIODS		1ST	2ND	OT	TOTAL
Wake Forest		409	422	--	831
Opponents		481	432	--	913

NON-CONFERENCE STATISTICS W-L: 7-5 / HOME: 5-2 / ROAD: 1-1 / NEUTRAL: 1-2

#	Player	GP	GS	Min	Avg	FG	FGA	Pct	3FG	FGA	Pct	FT	FTA	Pct	Off	Def	Tot	Avg	PF	FO	A	TO	Blk	Stl	Pts	Avg
30	McKie,Travis	12	12	379	31.6	53	123	.431	7	31	.226	61	79	.772	25	70	95	7.9	26	0	14	27	7	18	174	14.5
11	Harris,C.J.	12	12	395	32.9	52	100	.520	20	46	.435	47	58	.810	2	18	20	1.7	23	0	22	33	1	11	171	14.3
00	Miller-McIntyre,Codi	12	12	342	28.5	41	87	.471	10	22	.455	10	14	.714	4	26	30	2.5	26	1	36	24	0	7	102	8.5
34	Cavanaugh,Tyler	12	5	212	17.7	22	65	.338	6	24	.250	30	38	.789	19	18	37	3.1	28	0	4	15	3	2	80	6.7
02	Thomas,Devin	12	12	286	23.8	29	66	.439	0	0	.000	21	42	.500	23	50	73	6.1	21	0	16	22	15	11	79	6.6
10	Fischer,Chase	12	3	207	17.3	24	56	.429	18	36	.500	5	6	.833	1	15	16	1.3	12	0	10	11	2	6	71	5.9
45	Adala Moto,Arnaud	12	3	173	14.4	21	43	.488	3	9	.333	14	28	.500	11	29	40	3.3	23	0	3	12	2	8	59	4.9
01	Jones,Madison	12	1	225	18.8	20	39	.513	0	2	.000	16	34	.471	2	11	13	1.1	25	0	23	21	9	17	56	4.7
33	Rountree,Aaron	11	0	150	13.6	17	28	.607	4	10	.400	9	17	.529	9	19	28	2.5	17	0	12	7	15	12	47	4.3
41	Washington,Andre	6	0	29	4.8	2	5	.400	0	0	.000	2	2	1.000	0	4	4	0.7	5	0	0	1	1	0	6	1.0
42	Jennings,Spencer	2	0	2	1.0	0	0	.000	0	0	.000	0	0	.000	0	0	0	0.0	0	0	0	0	0	1	0	0.0
TM	TEAM.....														12	14	26	2.2	0			7			0	
	Total.....	12				281	612	.459	68	180	.378	215	318	.676	108	274	382	31.8	206	1	140	180	55	93	845	70.4
	Opponents.....	12				293	673	.435	70	220	.318	166	237	.700	131	276	407	33.9	264	9	153	176	37	87	822	68.5

SCORE BY PERIODS		1ST	2ND	OT	TOTAL
Wake Forest		380	465	--	845
Opponents		390	432	--	822



SEASON STATISTICS BREAKDOWN

HOME GAMES W-L: 9-4 / ACC: 4-2 / NON-CONFERENCE: 5-2

#	Player	GP	GS	Min	Avg	FG	FGA	Pct	3FG	FGA	Pct	FT	FTA	Pct	Off	Def	Tot	Avg	PF	FO	A	TO	Blk	Stl	Pts	Avg
11	Harris,C.J.	13	13	428	32.9	61	128	.477	24	58	.414	64	73	.877	2	26	28	2.2	24	0	22	35	1	7	210	16.2
30	McKie,Travis	13	13	443	34.1	60	140	.429	14	44	.318	52	67	.776	20	67	87	6.7	25	0	21	20	14	22	186	14.3
00	Miller-McIntyre,Codi	13	13	366	28.2	46	96	.479	7	24	.292	11	17	.647	6	31	37	2.8	28	1	36	25	0	7	110	8.5
02	Thomas,Devin	13	13	343	26.4	39	74	.527	0	0	.000	21	46	.457	33	68	101	7.8	27	0	24	32	21	17	99	7.6
45	Adala Moto,Arnaud	13	7	205	15.8	29	61	.475	0	9	.000	23	37	.622	14	38	52	4.0	33	1	1	10	3	10	81	6.2
34	Cavanaugh,Tyler	13	3	197	15.2	21	55	.382	6	24	.250	21	28	.750	13	18	31	2.4	30	0	6	17	3	3	69	5.3
10	Fischer,Chase	13	2	183	14.1	21	55	.382	15	38	.395	1	4	.250	3	15	18	1.4	10	0	5	12	2	9	58	4.5
01	Jones,Madison	13	1	226	17.4	18	38	.474	0	3	.000	5	16	.313	1	11	12	0.9	25	1	29	17	6	15	41	3.2
33	Rountree,Aaron	13	0	168	12.9	13	21	.619	3	7	.429	12	18	.667	6	20	26	2.0	18	0	13	10	22	14	41	3.2
42	Jennings,Spencer	2	0	3	1.5	1	1	1.000	0	0	.000	0	0	.000	0	1	1	0.5	0	0	0	1	0	1	2	1.0
31	Washington,Andre	6	0	35	5.8	1	5	.200	0	0	.000	2	3	.667	1	4	5	0.8	7	0	0	1	4	0	4	0.7
52	Niedrich,Doug	1	0	1	1.0	0	0	.000	0	0	.000	0	0	.000	0	1	1	1.0	0	0	0	0	0	0	0	0.0
41	Antonelli,Duke	1	0	1	1.0	0	1	.000	0	0	.000	0	0	.000	0	1	1	1.0	0	0	0	0	0	0	0	0.0
51	O'Brien,Grant	1	0	1	1.0	0	0	.000	0	0	.000	0	0	.000	0	0	0	0.0	0	0	0	0	0	0	0	0.0
TM	TEAM.....														15	10	25	1.9	1			3				0
	Total.....	13				310	675	.459	69	207	.333	212	309	.686	114	311	425	32.7	228	3	157	183	76	105	901	69.3
	Opponents.....	13				305	721	.423	52	191	.272	172	265	.649	155	303	458	35.2	258	7	146	200	46	87	834	64.2
	SCORE BY PERIODS			1ST	2ND	OT	TOTAL																			
	Wake Forest			429	472	--	901																			
	Opponents			406	428	--	834																			

ROAD GAMES W-L: 1-8 / ACC: 0-7 / NON-CONFERENCE: 1-1

#	Player	GP	GS	Min	Avg	FG	FGA	Pct	3FG	FGA	Pct	FT	FTA	Pct	Off	Def	Tot	Avg	PF	FO	A	TO	Blk	Stl	Pts	Avg
30	McKie,Travis	9	9	273	30.3	43	91	.473	13	30	.433	24	33	.727	19	48	67	7.4	18	0	8	19	5	8	123	13.7
11	Harris,C.J.	9	9	289	32.1	36	84	.429	9	31	.290	36	41	.878	2	17	19	2.1	16	0	22	17	2	9	117	13.0
02	Thomas,Devin	9	9	247	27.4	32	64	.500	0	0	.000	18	32	.563	23	52	75	8.3	22	0	4	27	10	4	82	9.1
00	Miller-McIntyre,Codi	9	9	262	29.1	26	80	.325	7	21	.333	7	12	.583	6	18	24	2.7	17	0	20	13	0	6	66	7.3
45	Adala Moto,Arnaud	9	6	139	15.4	16	51	.314	1	8	.125	11	18	.611	12	26	38	4.2	17	0	2	11	0	5	44	4.9
10	Fischer,Chase	9	1	146	16.2	12	30	.400	9	21	.429	5	7	.714	0	12	12	1.3	9	0	6	5	0	2	38	4.2
34	Cavanaugh,Tyler	9	1	148	16.4	14	54	.259	3	15	.200	7	9	.778	7	14	21	2.3	24	1	4	11	1	1	38	4.2
01	Jones,Madison	9	1	159	17.7	8	26	.308	0	2	.000	6	8	.750	6	3	9	1.0	20	0	17	17	3	11	22	2.4
33	Rountree,Aaron	9	0	98	10.9	7	14	.500	1	3	.333	3	8	.375	5	13	18	2.0	19	0	4	6	4	8	18	2.0
31	Washington,Andre	6	0	36	6.0	3	5	.600	0	0	.000	5	7	.714	1	2	3	0.5	7	0	0	1	0	0	11	1.8
42	Jennings,Spencer	2	0	3	1.5	1	2	.500	0	1	.000	1	1	1.000	0	1	1	0.5	1	0	1	0	0	1	3	1.5
TM	TEAM.....														13	5	18	2.0	0			2				0
	Total.....	9				198	501	.395	43	132	.326	123	176	.699	94	211	305	33.9	170	1	88	129	25	55	562	62.4
	Opponents.....	9				239	494	.484	71	156	.455	110	163	.675	68	240	308	34.2	167	2	145	113	42	57	659	73.2
	SCORE BY PERIODS			1ST	2ND	OT	TOTAL																			
	Wake Forest			273	289	--	562																			
	Opponents			341	318	--	659																			

NEUTRAL SITE GAMES W-L: 1-2

#	Player	GP	GS	Min	Avg	FG	FGA	Pct	3FG	FGA	Pct	FT	FTA	Pct	Off	Def	Tot	Avg	PF	FO	A	TO	Blk	Stl	Pts	Avg
30	McKie,Travis	3	3	86	28.7	13	29	.448	2	8	.250	24	29	.828	13	17	30	10.0	9	0	0	10	0	5	52	17.3
11	Harris,C.J.	3	3	103	34.3	14	25	.560	6	10	.600	8	12	.667	2	4	6	2.0	8	0	5	10	0	3	42	14.0
00	Miller-McIntyre,Codi	3	3	90	30.0	12	29	.414	3	7	.429	0	0	.000	2	4	1.3	9	0	9	8	0	1	27	9.0	
02	Thomas,Devin	3	3	76	25.3	8	23	.348	0	0	.000	5	13	.385	9	10	19	6.3	5	0	4	3	4	3	21	7.0
01	Jones,Madison	3	1	72	24.0	7	11	.636	0	0	.000	6	14	.429	1	2	3	1.0	9	0	7	6	1	3	20	6.7
34	Cavanaugh,Tyler	3	2	67	22.3	5	19	.263	1	6	.167	8	11	.727	6	5	11	3.7	6	0	2	4	1	1	19	6.3
10	Fischer,Chase	3	0	51	17.0	5	14	.357	4	8	.500	2	2	1.000	1	3	4	1.3	2	0	4	1	1	0	16	5.3
45	Adala Moto,Arnaud	3	0	40	13.3	4	7	.571	2	2	1.000	4	10	.400	3	6	9	3.0	3	0	3	6	0	1	14	4.7
33	Rountree,Aaron	2	0	9	4.5	1	4	.250	0	1	.000	0	0	.000	1	1	2	1.0	1	0	0	0	0	0	2	1.0
42	Jennings,Spencer	1	0	1	1.0	0	0	.000	0	0	.000	0	0	.000	0	0	0	0.0	0	0	0	0	0	0	0	0.0
31	Washington,Andre	2	0	5	2.5	0	0	.000	0	0	.000	0	0	.000	0	2	2	1.0	0	0	0	1	0	0	0	0.0
TM	TEAM.....														5	6	11	3.7	0			3				0
	Total.....	3				69	161	.429	18	42	.429	57	91	.626	43	58	101	33.7	52	0	34	52	7	17	213	71.0
	Opponents.....	3				85	177	.480	26	65	.400	46	59	.780	30	62	92	30.7	70	3	48	39	11	20	242	80.7
	SCORE BY PERIODS			1ST	2ND	OT	TOTAL																			
	Wake Forest			87	126	--	213																			
	Opponents			124	118	--	242																			

GAMES WON OVERALL: 11 / ACC: 4

SEASON STATISTICS BREAKDOWN

GAMES LOST OVERALL: 14 / ACC: 9 / NON-CONFERENCE: 5 / HOME: 4 / ROAD: 8 / NEUTRAL: 2

#	Player	GP	GS	Min	Avg	FG	FGA	Pct	3FG	FGA	Pct	FT	FTA	Pct	Off	Def	Tot	Avg	PF	FO	A	TO	Blk	Stl	Pts	Avg
11	Harris, C.J.	14	14	463	33.1	60	136	.441	20	54	.370	52	61	.852	4	24	28	2.0	26	0	30	39	1	11	192	13.7
30	McKie, Travis	14	14	431	30.8	62	144	.431	19	47	.404	43	53	.811	30	75	105	7.5	31	0	11	28	10	15	186	13.3
02	Thomas, Devin	14	14	372	26.6	46	96	.479	0	0	.000	22	42	.524	31	74	105	7.5	32	0	10	39	16	7	114	8.1
00	Miller-McIntyre, Codi	14	14	413	29.5	44	124	.355	8	30	.267	9	13	.692	10	24	34	2.4	35	1	33	24	0	7	105	7.5
45	Adala Moto, Arnaud	14	6	217	15.5	23	65	.354	2	10	.200	24	39	.615	17	36	53	3.8	23	0	4	17	0	6	72	5.1
34	Cavanaugh, Tyler	14	3	223	15.9	22	77	.286	7	26	.269	15	21	.714	14	18	32	2.3	31	1	5	18	2	3	66	4.7
01	Jones, Madison	14	3	277	19.8	19	49	.388	0	4	.000	9	18	.500	8	5	13	0.9	33	0	30	24	2	18	47	3.4
10	Fischer, Chase	14	2	202	14.4	14	47	.298	10	34	.294	4	7	.571	0	14	14	1.0	11	0	10	8	3	4	42	3.0
33	Rountree, Aaron	13	0	147	11.3	11	24	.458	2	6	.333	9	13	.692	9	18	27	2.1	24	0	10	12	13	9	33	2.5
31	Washington, Andre	10	0	51	5.1	3	5	.600	0	0	.000	7	9	.778	1	5	6	0.6	9	0	0	2	2	0	13	1.3
42	Jennings, Spencer	3	0	4	1.3	1	2	.500	0	1	.000	1	1	1.000	0	1	1	0.3	1	0	1	0	0	1	3	1.0
TM	TEAM.....																									
	Total.....	14				305	769	.397	68	212	.321	195	277	.704	149	307	456	32.6	257	2	144	215	49	81	873	62.4
	Opponents.....	14				381	779	.489	92	234	.393	188	271	.694	123	358	481	34.4	252	4	209	181	64	85	1042	74.4
	SCORE BY PERIODS																									
	Wake Forest		1ST	2ND	OT	TOTAL																				
	Opponents		418	455	--	873																				
			527	515	--	1042																				

WHEN STARTING THE GAME

#	Player	GP	GS	Min	Avg	FG	FGA	Pct	3FG	FGA	Pct	FT	FTA	Pct	Off	Def	Tot	Avg	PF	FO	A	TO	Blk	Stl	Pts	Avg
11	Harris, C.J.	25	25	820	32.8	111	237	.468	39	99	.394	108	126	.857	6	47	53	2.1	48	0	49	62	3	19	369	14.8
30	McKie, Travis	25	25	802	32.1	116	260	.446	29	82	.354	100	129	.775	52	132	184	7.4	52	0	29	49	19	35	361	14.4
00	Miller-McIntyre, Codi	25	25	718	28.7	84	205	.410	17	52	.327	18	29	.621	14	51	65	2.6	54	1	65	46	0	14	203	8.1
02	Thomas, Devin	25	25	666	26.6	79	161	.491	0	0	.000	44	91	.484	65	130	195	7.8	54	0	32	62	35	24	202	8.1
45	Adala Moto, Arnaud	13	13	219	16.8	27	77	.351	1	14	.071	21	33	.636	19	42	61	4.7	33	1	1	17	1	9	76	5.8
34	Cavanaugh, Tyler	6	6	133	22.2	9	32	.281	1	13	.077	12	17	.706	6	14	20	3.3	13	0	3	8	2	2	31	5.2
10	Fischer, Chase	3	3	62	20.7	5	14	.357	5	10	.500	0	0	.000	0	3	3	1.0	3	0	2	3	0	3	15	5.0
01	Jones, Madison	3	3	85	28.3	5	11	.455	0	2	.000	4	7	.571	1	0	1	0.3	7	0	11	6	1	6	14	4.7
	Total.....	25				436	997	.437	92	272	.338	307	432	.711	163	419	582	23.3	264	2	192	253	61	112	1271	50.8
	Opponents.....	25				470	1021	.460	108	302	.358	252	371	.679	153	408	561	22.4	303	9	273	241	70	112	1300	52.0

WHEN COMING OFF THE BENCH

#	Player	GP	GS	Min	Avg	FG	FGA	Pct	3FG	FGA	Pct	FT	FTA	Pct	Off	Def	Tot	Avg	PF	FO	A	TO	Blk	Stl	Pts	Avg
45	Adala Moto, Arnaud	12	0	165	13.8	22	42	.524	2	5	.400	17	32	.531	10	28	38	3.2	20	0	5	10	2	7	63	5.3
34	Cavanaugh, Tyler	19	0	279	14.7	31	96	.323	9	32	.281	24	31	.774	20	23	43	2.3	47	1	9	24	3	3	95	5.0
10	Fischer, Chase	22	0	318	14.5	33	85	.388	23	57	.404	8	13	.615	4	27	31	1.4	18	0	13	15	3	8	97	4.4
01	Jones, Madison	22	0	372	16.9	28	64	.438	0	3	.000	13	31	.419	7	16	23	1.0	47	1	42	34	9	23	69	3.1
33	Rountree, Aaron	24	0	275	11.5	21	39	.538	4	11	.364	15	26	.577	12	34	46	1.9	38	0	17	16	26	22	61	2.5
31	Washington, Andre	14	0	76	5.4	4	10	.400	0	0	.000	7	10	.700	2	8	10	0.7	14	0	0	3	4	0	15	1.1
42	Jennings, Spencer	5	0	7	1.4	2	3	.667	0	1	.000	1	1	1.000	0	2	2	0.4	1	0	1	1	0	2	5	1.0
41	Antonelli, Duke	1	0	1	1.0	0	1	.000	0	0	.000	0	0	.000	0	1	1	1.0	0	0	0	0	0	0	0	0.0
51	O'Brien, Grant	1	0	1	1.0	0	0	.000	0	0	.000	0	0	.000	0	0	0	0.0	0	0	0	0	0	0	0	0.0
52	Niedrich, Doug	1	0	1	1.0	0	0	.000	0	0	.000	0	0	.000	0	1	1	1.0	0	0	0	0	0	0	0	0.0
TM	TEAM.....																									
	Total.....	25				141	340	.415	38	109	.349	85	144	.590	88	161	249	10.0	186	2	87	111	47	65	405	16.2
	Opponents.....	25				159	371	.429	41	110	.373	76	116	.655	100	197	297	11.9	192	3	66	111	29	52	435	17.4

FIRST HALF ONLY

#	Player	GP	GS	Min	Avg	FG	FGA	Pct	3FG	FGA	Pct	FT	FTA	Pct	Off	Def	Tot	Avg	PF	FO	A	TO	Blk	Stl	Pts	Avg
11	Harris, C.J.	25	25	434	17.4	68	137	.496	25	56	.446	39	48	.813	3	20	23	0.9	23	0	26	30	1	11	200	8.0
30	McKie, Travis	25	25	386	15.4	48	107	.449	17	43	.395	35	48	.729	26	68	94	3.8	26	0	19	29	8	14	148	5.9
02	Thomas, Devin	25	25	355	14.2	44	90	.489	0	0	.000	24	44	.545	37	65	102	4.1	26	0	14	39	16	12	112	4.5
00	Miller-McIntyre, Codi	25	25	360	14.4	35	104	.337	8	25	.320	9	14	.643	7	28	35	1.4	23	0	36	24	0	9	87	3.5
45	Adala Moto, Arnaud	25	13	192	7.7	24	63	.381	1	10	.100	12	25	.480	16	36	52	2.1	24	0	1	17	1	7	61	2.4
10	Fischer, Chase	25	3	171	6.8	20	48	.417	18	35	.514	2	2	1.000	1	17	18	0.7	7	0	3	6	2	5	60	2.4
34	Cavanaugh, Tyler	25	6	225	9.0	16	65	.246	6	28	.214	12	16	.750	15	17	32	1.3	32	0	6	25	3	3	50	2.0
01	Jones, Madison	25	3	225	9.0	16	39	.410	0	3	.000	6	13	.462	2	5	7	0.3	22	0	30	17	4	14	38	1.5
33	Rountree, Aaron	24	0	124	5.2	11	21	.524	2	7	.286	4	9	.444	4	15	19	0.8	19	0	7	6	15	12	28	1.2
31	Washington, Andre	14	0	28	2.0	1	5	.200	0	0	.000	3	4	.750	0	1	1	0.1	8	0	0	3	2	0	5	0.4
51	O'Brien, Grant	1	0	0	0.0	0	0	.000	0	0	.000	0	0	.000	0	0	0	0.0	0	0	0	0	0	0	0	0.0
41	Antonelli, Duke	1	0	0	0.0	0	0	.000	0	0	.000	0	0	.000	0	0	0	0.0	0	0	0	0	0	0	0	0.0
52	Niedrich, Doug	1	0	0	0.0	0	0	.000	0	0	.000	0	0	.000	0	0	0	0.0	0	0	0	0	0	0	0	0.0
42	Jennings, Spencer	5	0	0	0.0	0	0	.000	0	0	.000	0	0	.000	0	0	0	0.0	0	0	0	0	0	0	0	0.0
TM	TEAM.....																									
	Total.....	25				283	679	.417	77	207	.372	146	223	.655	127	285	412	16.5	211	0	142	200	52	87	789	31.6
	Opponents.....	25				327	701	.466	87	219	.397	130	195	.667	113	313	426	17.0	217	0	188	180	47	78	871	34.8

SECOND HALF ONLY

#	Player	GP	GS	Min	Avg	FG	FGA	Pct	3FG	FGA	Pct	FT	FTA	Pct	Off	Def	Tot	Avg	PF	FO	A	TO	Blk	Stl	Pts	Avg
30	McKie, Travis	25	25	416	16.6	6																				

WAKE FOREST GAME-BY-GAME STATISTICS

Opponent	Date	Score	W/L	FG-FGA		3-PTFS		FT-FTA		REBOUNDS				PF	A	TO	Blk	Stl	Pts	Avg
				Pct	Pct	3FG-FGA	Pct	Pct	Pct	Off	Def	Tot	Avg							
RADFORD	11/09/12	79-67	W	28-44	.636	3-11	.273	20-30	.667	5	29	34	34.0	19	11	18	5	8	79	79.0
vs Connecticut	11/16/12	71-77	L	26-53	.491	7-16	.438	12-22	.545	13	19	32	33.0	20	13	18	2	4	71	75.0
vs Iona	11/17/12	68-94	L	22-58	.379	5-13	.385	19-28	.679	15	19	34	33.3	17	10	19	2	4	68	72.7
vs Mercer	11/19/12	74-71	W	21-50	.420	6-13	.462	26-41	.634	15	20	35	33.8	15	11	15	3	9	74	73.0
WILLIAM & MARY	11/23/12	63-57	W	20-50	.400	3-19	.158	20-30	.667	9	25	34	33.8	19	8	10	8	6	63	71.0
NEBRASKA	11/27/12	63-79	L	24-56	.429	3-16	.188	12-18	.667	10	20	30	33.2	18	9	13	7	6	63	69.7
at Richmond	12/1/12	60-62	L	18-42	.429	4-6	.667	20-26	.769	7	21	28	32.4	23	8	13	5	7	60	68.3
HIGH POINT	12/05/12	71-60	W	23-55	.418	8-18	.444	17-21	.810	9	23	32	32.4	8	15	13	6	10	71	68.6
SETON HALL	12/08/12	67-71	L	23-52	.442	9-20	.450	12-19	.632	4	19	23	31.3	15	16	18	6	13	67	68.4
FURMAN	12/18/12	79-55	W	28-52	.538	5-13	.385	18-22	.818	6	30	36	31.8	14	17	10	3	8	79	69.5
at UNCG	12/22/12	84-70	W	27-51	.529	7-16	.438	23-32	.719	4	28	32	31.8	19	12	16	4	10	84	70.8
XAVIER	01/02/13	66-59	W	21-49	.429	8-19	.421	16-29	.552	11	21	32	31.8	19	10	17	4	8	66	70.4
at Duke	01/05/13	62-80	L	23-56	.411	4-11	.364	12-18	.667	13	30	43	32.7	25	8	19	1	4	62	69.8
VIRGINIA	01/09/13	55-52	W	18-44	.409	4-15	.267	15-21	.714	5	19	24	32.1	13	10	12	9	5	55	68.7
BOSTON COLLEGE	01/12/13	75-72	W	29-57	.509	7-18	.389	10-18	.556	9	22	31	32.0	25	17	12	3	12	75	69.1
at Clemson	1/15/13	44-60	L	15-61	.246	2-10	.200	12-15	.800	18	24	42	32.6	18	3	11	2	6	44	67.6
at Virginia Tech	01/19/13	65-66	L	25-68	.368	7-19	.368	8-12	.667	17	26	43	33.2	15	14	8	1	4	65	67.4
NC STATE	01/22/13	86-84	W	31-63	.492	4-10	.400	20-33	.606	16	24	40	33.6	21	13	12	9	8	86	68.4
at Georgia Tech	1/26/13	62-82	L	20-57	.351	3-12	.250	19-32	.594	16	20	36	33.7	18	10	16	7	6	62	68.1
DUKE	01/30/13	70-75	L	25-52	.481	3-11	.273	17-21	.810	8	21	29	33.5	21	14	17	3	4	70	68.2
at Maryland	02/02/13	60-86	L	22-64	.344	8-24	.333	8-13	.615	8	13	21	32.9	13	10	8	0	7	60	67.8
at North Carolina	02/05/13	62-87	L	24-55	.436	2-18	.111	12-17	.706	6	27	33	32.9	19	14	21	2	6	62	67.5
FLORIDA STATE	02/09/13	71-46	W	26-53	.491	7-17	.412	12-22	.545	13	32	45	33.4	21	11	14	5	12	71	67.7
at Boston College	2/13/13	63-66	L	24-47	.511	6-16	.375	9-11	.818	5	22	27	33.2	20	9	17	3	5	63	67.5
GEORGIA TECH	02/16/13	56-57	L	14-48	.292	5-20	.250	23-25	.920	9	26	35	33.2	15	6	17	8	5	56	67.0
Wake Forest		1676		577-1337	.432	130-381	.341	392-576	.681	251	580	831	33.2	450	279	364	108	177	1676	67.0
Opponents		1735		629-1392	.452	149-412	.362	328-487	.674	253	605	858	34.3	495	339	352	99	164	1735	69.4

OPPONENT GAME-BY-GAME STATISTICS

Opponent	Date	Score	W/L	FG-FGA		3-PTFS		FT-FTA		REBOUNDS				PF	A	TO	Blk	Stl	Pts	Avg
				Pct	Pct	3FG-FGA	Pct	Pct	Pct	Off	Def	Tot	Avg							
RADFORD	11/09/12	79-67	W	25-66	.379	7-21	.333	10-20	.500	18	17	35	35.0	28	11	12	4	12	67	67.0
vs Connecticut	11/16/12	71-77	L	25-53	.472	3-18	.167	24-30	.800	9	18	27	31.0	18	11	11	4	6	77	72.0
vs Iona	11/17/12	68-94	L	35-67	.522	14-28	.500	10-13	.769	10	25	35	32.3	24	23	13	3	5	94	79.3
vs Mercer	11/19/12	74-71	W	25-57	.439	9-19	.474	12-16	.750	11	19	30	31.8	28	14	15	4	9	71	77.2
WILLIAM & MARY	11/23/12	63-57	W	21-51	.412	4-18	.222	11-19	.579	9	28	37	32.8	23	11	13	0	2	57	73.2
NEBRASKA	11/27/12	63-79	L	29-57	.509	4-12	.333	17-24	.708	11	25	36	33.3	17	12	8	4	7	79	74.2
at Richmond	12/1/12	60-62	L	16-42	.381	6-20	.300	24-28	.857	8	21	29	32.7	22	12	14	3	6	62	72.4
HIGH POINT	12/05/12	71-60	W	24-63	.381	5-15	.333	7-8	.875	16	25	41	33.8	17	14	18	7	9	60	70.9
SETON HALL	12/08/12	67-71	L	28-57	.491	2-16	.125	13-19	.684	14	30	44	34.9	16	10	23	2	9	71	70.9
FURMAN	12/18/12	79-55	W	19-52	.365	7-24	.292	10-19	.526	8	19	27	34.1	15	14	13	4	5	55	69.3
at UNCG	12/22/12	84-70	W	25-59	.424	8-21	.381	12-15	.800	5	25	30	33.7	29	15	16	0	9	70	69.4
XAVIER	01/02/13	66-59	W	21-49	.429	1-8	.125	16-26	.615	12	24	36	33.9	27	6	20	2	8	59	68.5
at Duke	01/05/13	62-80	L	29-63	.460	11-24	.458	11-22	.500	10	25	35	34.0	16	22	6	4	6	80	69.4
VIRGINIA	01/09/13	55-52	W	20-55	.364	3-11	.273	9-12	.750	17	23	40	34.4	19	8	17	3	6	52	68.1
BOSTON COLLEGE	01/12/13	75-72	W	20-48	.417	7-19	.368	25-33	.758	10	22	32	34.3	14	11	17	2	6	72	68.4
at Clemson	1/15/13	44-60	L	22-49	.449	6-14	.429	10-14	.714	6	30	36	34.4	17	10	11	11	6	60	67.9
at Virginia Tech	01/19/13	65-66	L	27-60	.450	4-13	.308	8-16	.500	10	28	38	34.6	11	12	7	6	4	66	67.8
NC STATE	01/22/13	86-84	W	34-70	.486	2-9	.222	14-25	.560	19	25	44	35.1	23	19	13	6	8	84	68.7
at Georgia Tech	1/26/13	62-82	L	32-59	.542	10-20	.500	8-13	.615	10	26	36	35.2	24	20	15	7	9	82	69.4
DUKE	01/30/13	70-75	L	28-54	.519	2-14	.143	17-22	.773	8	21	29	34.8	21	13	15	4	5	75	69.7
at Maryland	02/02/13	60-86	L	35-52	.673	11-16	.688	5-9	.556	5	37	42	35.2	16	21	19	7	3	86	70.4
at North Carolina	02/05/13	62-87	L	32-62	.516	9-15	.600	14-25	.560	9	29	38	35.3	18	20	14	0	7	87	71.2
FLORIDA STATE	02/09/13	71-46	W	14-43	.326	4-13	.308	14-23	.609	5	20	25	34.9	20	7	17	3	5	46	70.1
at Boston College	2/13/13	63-66	L	21-48	.438	6-13	.462	18-21	.857	5	19	24	34.4	14	13	11	4	7	66	69.9
GEORGIA TECH	02/16/13	56-57	L	22-56	.393	4-11	.364	9-15	.600	8	24	32	34.3	18	10	14	5	5	57	69.4
Opponents		1735		629-1392	.452	149-412	.362	328-487	.674	253	605	858	34.3	495	339	352	99	164	1735	69.4
Wake Forest		1676		577-1337	.432	130-381	.341	392-576	.681	251	580	831	33.2	450	279	364	108	177	1676	67.0



INDIVIDUAL & TEAM SUPERLATIVES

INDIVIDUAL	WAKE FOREST	OPPONENT
Points scored	29, C.J. Harris vs. Boston College (1.12)	32, Mason Plumlee of Duke (1.30)
*Points scored/half	19 (1st), C.J. Harris vs. Boston College (1.12)	20 (1st), Sean Armand of Iona (11.17)
Offensive rebounds	9, Devin Thomas vs. NC State (1.22)	9, Richard Howell of NC State (1.22)
Defensive rebounds	11, Devin Thomas vs. Georgia Tech (2.16)	12, Brandon Mobley of Seton Hall (12.8)
Total rebounds	15, Travis McKie vs. Mercer (11.19) 15, Travis McKie at Virginia Tech (1.19)	13, Brandon Mobley of Seton Hall (12.8) 13, Cadarian Raines of Virginia Tech (1.19)
Field goals	10, C.J. Harris vs. Boston College (1.12) 10, Devin Thomas vs. NC State (1.22)	12, John Brown of High Point (12.5)
Field goal attempts	16, Codi Miller-McIntyre vs. UConn (11.16)	22, John Brown of High Point (12.5)
Field goal percentage (min. 5 made)	.800 (8-10), C.J. Harris vs. Furman (12.18) .800 (8-10), C.J. Harris at Boston College (2.13)	100.0 (6-6), Enosch Wolf of UConn (11.16) 100.0 (6-6), James Padgett of Maryland (2.2)
Field goal percentage (min. 10 made)	.769 (10-13), C.J. Harris vs. Boston College (1.12) .769 (10-13), Devin Thomas vs. NC State (1.22)	.800 (12-15), Mason Plumlee of Duke (1.30)
3-Point field goals	7, C.J. Harris vs. Seton Hall (12.8)	7, Sean Armand of Iona (11.17)
3-Point field goal attempts	10, C.J. Harris vs. Seton Hall (12.8)	10, R.J. Price of Radford (11.9) 10, Sean Armand of Iona (11.17)
3-Point FG percentage (min. 4 made)	.700 (7-10), C.J. Harris vs. Seton Hall (12.8)	100.0 (4-4), Jibri Bryan of Mercer (11.19)
Free throws	11, C.J. Harris vs. Radford (11.9) 11, Travis McKie vs. Mercer (11.19)	13, Derrick Williams of Richmond (12.1)
Free throw attempts	14, C.J. Harris vs. Radford (11.9) 14, Travis McKie vs. Mercer (11.19)	15, Derrick Williams of Richmond (12.1)
Free throw percentage (min. 6 made)	100.0 (8-8), C.J. Harris vs. Virginia (1.9) 100.0 (7-7), Travis McKie vs. Mercer (11.19) 100.0 (7-7), C.J. Harris vs. Georgia Tech (2.16)	100.0 (6-6), Kendall Anthony of Richmond (12.1)
Assists	5, 7 times (last: Madison Jones at North Carolina, 2.5)	14, Quinn Cook of Duke (1.5)
Steals	4, 4 times (last: Devin Thomas vs. Florida State, 2.9)	4, 7 times (last: Chris Bolden of Georgia Tech, 2.16)
Turnovers	7, Devin Thomas at Georgia Tech (1.26)	5, 5 times (last: Semaj Christon of Xavier, 1.2)
Blocked shots	5, Aaron Rountree vs. William & Mary (11.23) 5, Devin Thomas at Georgia Tech (1.26)	7, K.J. McDaniels of Clemson (1.15)
Minutes played (regulation game)	38, 3 times (last: Travis McKie at Duke, 1.5)	40, Joe Rahon of Boston College (2.13)

TEAM	WF HIGH	WF LOW	OPP HIGH	OPP LOW
Points scored	86 vs. NC State (1.22)	44 vs. Clemson (1.15)	94 by Iona (11.17)	46 by Florida State (2.9)
*Points in one half	51 (2nd) vs. NC State (1.22)	21 (1st) vs. Clemson (1.15)	54 (1st) by Iona (11.17)	20 (2nd) by Florida State (2.9)
Victory margin	25 (71-46) vs. Florida State (2.9)	2 (86-84) vs. NC State (1.22)	26 (94-68) by Iona (11.17) 26 (86-60) by Maryland (2.2)	1 (66-65) by Virginia Tech (1.19) 1 (57-56) by Georgia Tech (2.16)
Field goals	31 vs. NC State (1.22)	14 vs. Georgia Tech (2.16)	35 by Iona (11.17) 35 by Maryland (2.2)	14 by Florida State (2.9)
Field goal attempts	68 at Virginia Tech (1.19)	42 at Richmond (12.1)	70 by NC State (1.22)	42 by Richmond (12.1)
Field goal percentage	.636 (28-44) vs. Radford (11.9)	.246 (15-61) vs. Clemson (1.15)	.673 (35-52) by Maryland (2.2)	.326 (14-43) by Florida State (2.9)
*Single-half FG %	.773 (17-22, 1st) vs. Radford (11.9)	.242 (8-33, 2nd) vs. Clemson (1.15)	.739 (17-23, 1st) by Maryland (2.2)	.250 (6-24, 2nd) by Florida State (2.9)
3-Point field goals	9 vs. Seton Hall (12.8)	2 vs. Clemson (1.15) 2 at North Carolina (2.5)	14 by Iona (11.17)	1 by Xavier (1.2)
3-Point FG attempts	24 at Maryland (2.2)	6 at Richmond (12.1)	28 by Iona (11.17)	8 by Xavier (1.2)
3-Point FG percentage	.667 (4-6) at Richmond (12.1)	.111 (2-18) at North Carolina (2.5)	.688 (11-16) by Maryland (2.2)	.125 (2-16) by Seton Hall (12.8) .125 (1-8) by Xavier (1.2)
Free throws	26 vs. Mercer (11.19)	8 at Virginia Tech (1.19) 8 at Maryland (2.2)	25 by Boston College (1.12)	5 by Maryland (2.2)
Free throw attempts	41 vs. Mercer (11.19)	11 at Boston College (2.13)	33 by Boston College (1.12)	8 by High Point (12.5)
Free throw percentage	.920 (23-25) vs. Georgia Tech (2.16)	.545 (12-22) vs. UConn (11.16) .545 (12-22) vs. Florida State (2.9)	.857 (24-28) by Richmond (12.1) .857 (18-21) by Boston College (2.13)	.500 (10-20) by Radford (11.9) .500 (11-22) by Duke (1.5) .500 (8-16) by Virginia Tech (1.19)
Offensive rebounds	18 vs. Clemson (1.15)	4 vs. Seton Hall (12.8) 4 at UNCG (12.22)	19 by NC State (1.22)	5, 4 times (last: by BC, 2.13)
Defensive rebounds	32 vs. Florida State (2.9)	13 at Maryland (2.2)	37 by Maryland (2.2)	17 by Radford (11.9)
Total rebounds	45 vs. Florida State (2.9)	21 at Maryland (2.2)	44 by Seton Hall (12.8) 44 by NC State (1.22)	24 by Boston College (2.13)
Rebound margin	+20 (45-25) vs. Florida State (2.9)		+21 (44-23) by Seton Hall (12.8) +21 (42-21) by Maryland (2.2)	
Personal fouls	25 at Duke (1.5)	8 vs. High Point (12.5)	29 by UNCG (12.22)	11 by Virginia Tech (1.19)
DQs	1, 4 times (last: vs. NC State, 1.22)	0, 21 times (last: vs. Ga. Tech, 2.16)	2 by Iona (11.17) 2 by Xavier (1.2)	0, 15 times (last: by Georgia Tech, 2.16)
Assists	17 vs. Furman (12.18) 17 vs. Boston College (1.12)	3 vs. Clemson (1.15)	23 by Iona (11.17)	6 by Xavier (1.2)
Turnovers	21 at North Carolina (2.5)	8 at Virginia Tech (1.19) 8 at Maryland (2.2)	23 by Seton Hall (12.8)	6 by Duke (1.5)
Blocked shots	9 vs. Virginia (1.9) 9 vs. NC State (1.22)	0 at Maryland (2.2)	11 by Clemson (1.15)	0, 3 times (last: by UNC, 2.5)
Steals	13 vs. Seton Hall (12.8)	4, 5 times (last: vs. Duke, 1.30)	12 by Radford (11.9)	2 by William & Mary (11.23)
Double-figure scorers	6 vs. Radford (11.9)	2, 10 times (last: vs. Ga. Tech, 2.16)	6 by Maryland (2.2)	1 by High Point (12.5)
Players to score	10 vs. Furman (12.18)	6 at Virginia Tech (1.19)	12 by North Carolina (2.5)	6 by Boston College (1.12) 6 by Duke (1.30)

* Does not include overtime periods

LEADS, RUNS & SPECIALTY STATS

Date	Opponent	W/L	Score	Largest Lead		Ties	LC	Biggest Run		Paint		Off TOS		2nd Chance		Fastbreak		Bench	
				WF	Opp			WF	Opp	WF	Opp	WF	Opp	WF	Opp	WF	Opp	WF	Opp
N9	Radford	W	79-67	12	3	1	5	9	9	38	26	15	22	2	14	8	2	23	22
N16	vs. UConn	L	71-77	4	10	2	8	10	12	28	32	18	19	17	6	16	8	6	25
N17	vs. Iona	L	68-94	0	38	0	0	8	20	24	30	8	30	13	10	13	19	22	20
N19	vs. Mercer	W	74-71	3	11	1	1	8	6	28	28	17	20	19	14	11	6	22	32
N23	William & Mary	W	63-57	8	13	3	5	8	10	34	34	13	12	8	7	6	2	16	7
N27	Nebraska	L	63-79	4	24	2	3	8	8	36	34	6	12	8	17	6	4	36	6
D1	at Richmond	L	60-62	2	9	7	12	8	6	26	20	14	7	10	11	2	2	27	14
D5	High Point	W	71-60	13	2	6	10	6	7	22	28	16	8	13	14	12	4	24	13
D8	Seton Hall	L	67-71	14	7	5	6	10	8	24	48	30	18	4	13	11	12	17	8
D18	Furman	W	79-55	24	6	8	8	12	6	46	12	13	10	4	2	14	2	25	14
D22	at UNCG	W	84-70	15	2	3	10	10	6	36	22	12	11	8	0	10	9	26	31
J2	Xavier	W	66-59	11	8	5	7	12	8	18	32	29	18	7	13	8	4	7	17
J5	at Duke	L	62-80	3	25	2	5	8	9	26	28	8	19	6	6	4	7	9	11
J9	Virginia	W	55-52	14	1	1	6	6	7	22	20	15	6	5	14	0	0	10	25
J12	Boston College	W	75-72	12	10	6	7	13	10	30	24	17	6	14	3	23	4	8	8
J15	at Clemson	L	44-60	4	18	1	3	4	9	20	26	8	11	17	6	0	6	9	22
J19	at Virginia Tech	L	65-66	8	2	10	13	8	8	32	42	10	9	8	6	18	13	8	10
J22	NC State	W	86-84	10	16	4	4	12	8	42	56	20	16	24	16	17	16	11	20
J26	at Georgia Tech	L	62-82	0	30	0	0	12	16	30	38	14	26	14	12	10	10	11	24
J30	Duke	L	70-75	6	8	10	12	6	8	38	44	19	14	7	6	6	6	17	4
F2	at Maryland	L	60-86	1	30	1	4	5	12	25	44	18	10	1	8	5	7	9	34
F5	at North Carolina	L	62-87	1	34	0	2	6	8	34	38	12	26	2	13	5	11	26	33
F9	Florida State	W	71-46	26	0	0	0	14	5	32	16	14	10	19	1	7	0	15	9
F13	at Boston Coll.	L	63-66	7	11	8	10	9	10	26	26	15	14	2	4	6	4	14	17
F16	Georgia Tech	L	56-57	5	7	9	7	6	8	16	28	10	13	14	6	6	8	7	9
F23	Miami																		
F26	at Florida State																		
M2	Maryland																		
M6	at NC State																		
M10	Virginia Tech																		
SEASON TOTALS										733	776	371	367	246	222	224	166	405	435
SEASON AVERAGES										29.3	31.0	14.8	14.7	9.8	8.9	9.0	6.6	16.2	17.4

PLUS/MINUS STATISTICS

Opponent	Adala Moto	Cavanaugh	Fischer	Harris	Jennings	Jones	McKie	M.-McIntyre	Rountree	Thomas	Washington
Radford	+9	+10	+9	+13	DNP	+4	+8	+7	-5	+5	DNP
vs. Connecticut	-8	+2	-10	+8	DNP	-6	-6	-3	DNP	-4	-3
vs. Iona	-1	-14	-4	-26	+2	-23	-25	-27	+0	-14	+2
vs. Mercer	-2	+4	+14	-3	DNP	+4	-1	+5	+0	-6	DNP
William & Mary	+4	+11	-5	+9	DNP	+1	+3	+2	+14	-9	DNP
Nebraska	-15	-9	-1	-19	DNP	+0	-14	-19	-3	-10	+10
at Richmond	+4	+7	-5	+0	DNP	-4	-3	-4	+4	-4	-5
High Point	-1	+13	+7	-1	DNP	+2	+12	+9	+16	+1	-3
Seton Hall	+8	-11	-17	-8	DNP	+3	-7	-7	+12	+7	DNP
Furman	-5	+25	+5	+19	+0	+10	+21	+14	+22	+5	+4
at UNCG	+4	+5	+14	+12	DNP	+3	+15	+7	+2	+8	DNP
Xavier	+0	+0	+1	+6	DNP	+2	+9	+5	+2	+10	DNP
at Duke	-11	-12	-4	-15	DNP	+1	-14	-15	-15	-9	+4
Virginia	-4	+1	-4	+0	DNP	+1	+8	+5	+2	+6	DNP
Boston College	-9	+16	-3	+0	DNP	+5	+6	-2	+5	-3	DNP
at Clemson	-10	-12	-2	-12	DNP	-11	-9	-15	-8	-1	+0
at Virginia Tech	+0	-1	+1	+2	DNP	+1	-2	-1	+1	-6	DNP
NC State	+10	-6	+5	+5	DNP	-5	+7	+1	-6	+3	-4
at Georgia Tech	-11	-8	-6	-18	DNP	+0	-25	-14	+0	-22	+4
Duke	-3	+0	-1	-7	DNP	-6	-7	+1	+1	-3	DNP
at Maryland	-7	-17	-9	-20	+4	-13	-17	-24	-6	-14	-7
at North Carolina	-5	-15	-2	-30	+3	-4	-9	-26	-4	-36	+3
Florida State	+8	+3	+13	+20	+2	+0	+23	+23	+6	+20	+1
at Boston College	-3	+0	+1	+0	DNP	+3	-10	-5	+2	-3	DNP
Georgia Tech	-2	-4	+7	-1	DNP	+0	-1	-5	-2	+6	-3
Miami											
at Florida State											
Maryland											
At NC State											
Virginia Tech											
SEASON CUME	-50	-12	+4	-64	+11	-32	-38	-88	+40	-73	+3
PF/PA	608/658	669/681	640/636	1369/1435	14/3	778/810	1350/1388	1208/1296	497/457	1113/1186	128/125
MINUTES	385:24	408:11	3378:25	818:26	5:05	454:33	801:43	721:02	276:38	665:23	73:55



EXHIBITION GAME
OCTOBER 19, 2012
WAKE FOREST 84
BROCK 79
Davis Gymnasium
St. Catharines, Ont.

WAKE	fg	3fg	ft	o-d-t	pf	TP	a	to	bs	s	mp
30 McKie*	5-10	0-1	0-0	2-3-5	2	10	0	2	2	1	24
45 Adala Moto*	5-8	0-1	1-1	1-4-5	0	11	1	2	1	0	26
04 Green*	1-1	0-0	0-0	2-3-5	3	2	1	1	0	1	21
00 M.-McIntyre*	4-10	1-3	0-0	0-3-3	3	9	2	2	0	0	13
11 Harris*	5-15	1-5	5-6	0-1-1	1	16	5	3	0	1	24
01 Jones	5-7	0-0	0-1	1-3-4	1	10	4	2	0	0	23
10 Fischer	3-4	2-2	0-0	0-4-4	2	8	2	2	0	3	26
33 Rountree	1-2	0-1	0-0	0-0-0	0	2	3	2	0	1	16
34 Cavanaugh	5-12	2-4	4-5	6-3-9	3	16	2	1	0	1	27
TEAM							1				
Totals.....	34-69	6-17	10-13	12-24-36	15	84	20	18	3	8	200

BROCK	fg	3fg	ft	o-d-t	pf	TP	a	to	bs	s	mp
11 Kasamba*	6-14	2-6	0-0	1-3-4	1	14	2	1	0	2	30
12 Egueh*	2-5	1-3	0-0	0-1-1	1	5	8	0	0	0	28
13 Tipping*	5-18	2-12	0-0	1-3-4	4	12	5	1	1	1	30
23 Nahimana*	2-3	0-0	1-2	2-2-4	2	5	1	3	2	0	23
32 Gibson*	9-13	1-1	2-2	2-6-8	0	21	1	3	1	0	34
06 Biel	4-7	0-0	2-2	1-3-4	3	10	2	1	0	2	23
10 Fast	0-2	0-2	0-0	1-0-1	1	0	3	0	0	1	8
14 Williams	0-2	0-1	0-0	0-0-0	0	0	0	0	0	1	4
42 Luby	5-7	0-0	2-3	1-2-3	2	12	0	4	0	0	21
TEAM							1				
Totals.....	33-71	6-25	7-9	9-20-29	14	79	22	18	4	7	200

	1st/2nd	3rd/4th	Total	FG%	3FG%	FT%
Wake Forest	28/22	23/11	84	49.3	35.3	76.9
Brock	24/15	17/23	79	46.5	24.0	77.8

Points in the paint-WF 50,BRO 34. Points off turnovers-WF 24,BRO 15.
2nd chance points-WF 9,BRO 9. Fast break points-WF 8,BRO 4.
Bench points-WF 36,BRO 22. Score tied-2 times. Lead changed-2 times.
Largest lead-WF by 17 3rd-01:03, BRO by 5 1st-02:41.



EXHIBITION GAME
OCTOBER 20, 2012
WAKE FOREST 88
RYERSON 80
Mattamy Athletic Centre
Toronto, Ont.

WAKE	fg	3fg	ft	o-d-t	pf	TP	a	to	bs	s	mp
30 McKie*	9-17	2-6	6-7	0-5-5	1	26	2	3	0	4	34
34 Cavanaugh*	4-7	2-4	4-4	2-4-6	1	14	0	0	0	0	32
45 Adala Moto*	3-7	0-0	2-2	0-4-4	1	8	0	2	0	1	22
00 M.-McIntyre*	7-10	1-3	1-2	4-5-9	4	16	3	1	0	0	25
11 Harris*	3-5	0-1	2-3	1-3-4	4	8	3	2	0	3	20
01 Jones	2-9	0-3	0-0	0-0-0	4	4	3	2	0	2	28
10 Fischer	3-7	2-3	2-2	0-2-2	4	10	2	1	0	1	25
33 Rountree	0-1	0-0	0-0	1-1-2	2	0	1	4	0	0	10
42 Jennings	0-0	0-0	2-2	0-0-0	1	2	0	0	0	0	1
52 Niedrich	0-0	0-0	0-0	0-0-0	1	0	0	0	0	0	1
TEAM							1				
Totals.....	31-63	7-20	19-22	8-24-32	23	88	14	16	0	11	200

RYERSON	fg	3fg	ft	o-d-t	pf	TP	a	to	bs	s	mp
12 Stankovic*	2-4	0-1	0-0	1-2-3	1	4	1	2	0	0	19
14 Michalson*	4-9	1-3	3-3	3-6-9	4	12	0	5	1	0	35
15 Osawe*	0-0	0-0	2-4	1-0-1	2	2	0	3	0	1	18
05 Best*	9-15	4-6	4-5	0-2-2	1	26	2	4	0	1	39
07 Jones*	5-15	1-5	9-10	1-5-6	0	20	8	4	0	4	39
09 Berry	0-0	0-0	0-0	0-0-0	3	0	0	0	0	0	1
10 Beckford	1-1	0-0	0-0	1-1-2	2	2	0	0	0	0	8
11 Walcott	3-5	3-4	0-0	1-4-5	0	9	1	1	0	0	25
22 Ogunnaike	2-9	1-4	0-1	1-3-4	3	5	0	0	0	2	19
Totals.....	26-58	10-23	18-23	9-23-32	16	80	12	19	1	8	200

	1st/2nd	3rd/4th	Total	FG%	3FG%	FT%
Wake Forest	18/19	32/19	88	49.2	35.0	86.4
Ryerson	17/22	16/25	80	44.8	43.5	78.3

Points in the paint-WF 10,RYE 8. Points off turnovers-WF 13,RYE 23.
2nd chance points-WF 12,RYE 6. Fast break points-WF 0,RYE 0.
Bench points-WF 16,RYE 16. Score tied-8 times. Lead changed-10 times.
Largest lead-WF by 17 3rd-02:38, RYE by 4 2nd-00:17.



GAME #1
NOVEMBER 9, 2012
RADFORD 67
WAKE FOREST 79
LJVM Coliseum (7,042)
Winston-Salem, N.C.

RADFORD (0-1)	fg	3fg	ft	o-d-t	pf	TP	a	to	bs	s	mp
02 Green*	5-8	0-1	2-4	5-4-9	4	12	1	2	1	1	17
33 Noreen*	1-3	1-2	2-4	2-1-3	3	5	2	0	0	0	34
55 Holcomb*	0-4	0-0	0-0	0-0-0	4	0	1	1	0	1	15
10 Price*	6-16	3-10	1-4	0-1-1	1	16	2	1	0	1	35
25 Smith*	4-11	3-5	1-2	1-0-1	5	12	1	2	0	3	27
00 Brown	5-9	0-0	4-6	3-3-6	3	14	1	3	0	1	15
05 Davis	1-4	0-0	0-0	0-0-0	1	2	0	1	0	1	12
11 Anderson	0-4	0-2	0-0	1-2-3	0	0	1	1	0	1	13
15 Dyer	1-2	0-0	0-0	0-1-1	0	2	0	0	0	0	7
30 Carethers	2-3	0-0	0-0	1-2-3	4	4	0	3	0	1	11
32 Wells	0-2	0-1	0-0	0-2-2	3	0	2	1	0	3	14
TEAM				5-1-6							
Totals.....	25-66	7-21	10-20	18-17-35	28	67	11	12	4	12	200

WAKE (1-0)	fg	3fg	ft	o-d-t	pf	TP	a	to	bs	s	mp
02 Thomas*	4-6	0-0	2-5	3-5-8	2	10	2	3	0	1	29
30 McKie*	4-8	0-3	3-4	0-9-9	3	11	2	3	0	0	29
34 Cavanaugh*	1-2	0-1	4-5	1-3-4	4	6	0	1	1	0	21
00 M.-McIntyre*	5-8	0-1	0-0	0-3-3	2	10	3	1	0	1	28
11 Harris*	4-5	0-1	11-14	0-2-2	1	19	3	5	0	1	33
01 Jones	1-2	0-0	0-0	1-1-1	2	2	1	1	2	1	17
10 Fischer	4-6	3-5	0-0	0-1-1	2	11	0	3	0	1	21
33 Rountree	0-0	0-0	0-0	0-0-0	0	0	0	0	0	0	3
45 Adala Moto	5-7	0-0	0-2	1-3-4	3	10	0	1	2	3	19
TEAM				0-2-2							
Totals.....	28-44	3-11	20-30	5-29-34	19	79	11	18	5	8	200

	1st	2nd	Total	FG%	3FG%	FT%
Radford	35	32	67	37.9	33.3	50.0
Wake Forest	44	35	79	63.6	27.3	66.7

Points in paint-RADM 26,WF 38. Points off turnovers-RADM 22,WF 15.
2nd chance points-RADM 14,WF 2. Fast break points-RADM 2,WF 8.
Bench points-RADM 22,WF 23. Score tied-1 time. Lead changed-5 times.
Last FG-RADM 2nd-03:06, WF 2nd-01:07.
Largest lead-RADM by 3 1st-19:46, WF by 12 2nd-00:09.
Officials: Brian Kersey, Tim Comer, Bill Covington Jr.



GAME #2
NOVEMBER 16, 2012
WAKE FOREST 71
#23 CONNECTICUT 77
UVI Sports & Fitness Center (2,673)
St. Thomas, U.S. Virgin Islands

WAKE (1-1)	fg	3fg	ft	o-d-t	pf	TP	a	to	bs	s	mp
02 Thomas*	3-5	0-0	1-5	2-5-7	1	7	3	0	2	0	32
30 McKie*	4-10	2-4	6-8	2-6-8	4	16	0	2	0	1	28
34 Cavanaugh*	1-6	0-2	2-2	1-3-4	2	4	0	2	0	1	24
00 M.-McIntyre*	9-16	3-6	0-0	1-1-2	4	21	5	2	0	1	35
11 Harris*	7-10	1-2	2-3	2-0-2	3	17	2	5	0	1	34
01 Jones	1-2	0-0	0-0	0-1-1	3	2	3	2	0	0	23
10 Fischer	0-1	0-1	0-0	0-0-0	1	0	0	1	0	0	8
31 Washington	0-0	0-0	0-0	0-0-0	0	0	0	1	0	0	3
45 Adala Moto	1-3	1-1	1-4	2-2-4	2	4	0	2	0	0	13
TEAM				3-1-4			1				
Totals.....	26-53	7-16	12-22	13-19-32	20	71	13	18	2	4	200

UCONN (3-0)	fg	3fg	ft	o-d-t	pf	TP	a	to	bs	s	mp
02 Daniels*	5-10	2-3	0-0	0-2-2	4	12	0	2	0	0	30
10 Olander*	1-3	0-0	1-0	1-0-1	3	2	1	0	2	0	9
11 Boatright*	3-7	0-3	10-13	1-6-7	0	16	5	4	1	0	33
13 Napier*	3-9	1-7	9-11	0-4-4	0	16	1	1	0	1	35
21 Calhoun*	1-6	0-3	4-4	1-0-1	0	6	1	0	1	0	22
00 Nolan	0-1	0-0	0-0	1-0-1	0	0	0	1	0	0	4
01 Wolf	6-7	0-1	0-0	2-4-6	2	12	2	2	1	2	25
05 Giffey	3-5	0-1	0-0	2-1-3	4	6	1	0	1	1	15
12 Evans	3-5	0-0	0-0	0-1-1	3	6	0	1	0	1	23
22 Tolksdorf	0-0	0-0	1-2	0-0-0	2	1	0	0	0	0	4
TEAM				1-0-1							
Totals.....	25-53	3-18	24-30	9-18-27	18	77	11	11	4	6	200

	1st	2nd	Total	FG%	3FG%	FT%
Wake Forest	32	39	71	49.1	43.8	54.5
Connecticut	36	41	77	47.2	16.7	80.0

Points in paint-WF 28,UC 32. Points off turnovers-WF 18,UC 19.
2nd chance points-WF 17,UC 6. Fast break points-WF 16,UC 8.
Bench points-WF 6,UC 25. Score tied-2 times. Lead changed-8 times.
Largest lead-WF by 4 2nd-12:07, UC by 10 2nd-06:18.
Officials: Doug Shows, Dwayne Gladden, Gary Pagano



EXHIBITION GAME
NOVEMBER 2, 2012
ROLLINS 66
WAKE FOREST 73
LJVM Coliseum (5,928)
Winston-Salem, N.C.

ROLLINS	fg	3fg	ft	o-d-t	pf	TP	a	to	bs	s	mp
05 Dirkin*	1-4	0-1	1-2	1-3-4	4	3	0	3	0	1	18
34 Allen*	4-7	2-3	2-2	0-2-2	5	12	3	4	1	0	25
42 Diakite*	2-6	1-2	4-8	0-6-6	5	9	1	4	0	0	22
03 McClanahan*	4-11	1-2	4-4	1-5-6	1	13	4	3	0	1	33
22 Woods*	6-8	2-4	0-0	0-1-1							

WAKE FOREST BASKETBALL
vs.
MIAMI



GAME #4	
NOVEMBER 19, 2012	
MERCER	71
WAKE FOREST	74
UVI Sports & Fitness Center (920) St. Thomas, U.S. Virgin Islands	

MERCER (2-3)	fg	3fg	ft	o-d-t	pf	TP	a	to	bs	s	mp
20 Gollon*	5-16	1-6	1-2	2-4-6	4	12	5	4	0	4	31
45 Brown*	2-4	0-0	0-0	0-1-1	4	4	0	0	1	0	12
02 Smith,T*	3-7	0-1	2-3	2-3-5	4	8	6	3	0	1	34
05 Thomas*	4-7	2-4	0-0	0-3-3	2	10	2	1	0	0	32
23 Smith,C*	1-4	1-1	2-3	1-1-2	3	5	2	0	0	1	17
01 Poston	0-0	0-0	0-0	0-0-0	0	0	0	0	0	0	0+
03 Canecari	0-0	0-0	0-0	0-0-0	1	0	0	2	0	0	9
14 Hallice	2-4	0-1	5-6	3-3-6	4	9	1	1	1	0	22
15 White	2-4	1-2	2-2	1-1-2	0	7	0	0	0	0	10
22 Moten	0-0	0-0	0-0	0-0-0	0	0	0	1	0	0	3
25 Brown,L	0-0	0-0	0-0	0-0-0	0	0	0	0	0	0	0+
34 Bryan	5-7	4-4	0-0	0-1-1	1	14	0	1	0	2	21
52 Coursey	1-4	0-0	0-0	1-2-3	5	2	0	0	2	1	9
TEAM	1-0-1										
Totals.....	25-57	9-19	12-16	11-19-30	28	71	14	15	4	9	200

WAKE (2-2)	fg	3fg	ft	o-d-t	pf	TP	a	to	bs	s	mp
02 Thomas*	2-8	0-0	1-4	4-1-5	2	5	0	0	2	3	21
30 McKie*	6-12	0-3	11-14	7-8-15	2	23	0	4	0	3	37
34 Cavanaugh*	1-7	0-2	5-7	2-1-3	0	7	2	1	1	0	25
00 M-McIntyre*	1-6	0-1	0-0	1-1-1	3	2	3	2	0	0	26
11 Harris*	4-6	3-3	4-5	0-3-3	4	15	2	3	0	2	38
01 Jones	3-3	0-0	2-7	0-1-1	3	8	2	3	0	0	17
10 Fischer	3-7	3-4	2-2	1-3-4	1	11	1	0	0	0	25
33 Rountree	0-0	0-0	0-0	0-0-0	0	0	0	0	0	0	0+
45 Adala Moto	1-1	0-0	1-2	0-2-2	0	3	1	1	0	1	11
TEAM	1-0-1										
Totals.....	21-50	6-13	26-41	15-20-35	15	74	11	15	3	9	200

	1st	2nd	Total	FG%	3FG%	FT%
Mercer	34	37	71	43.9	47.4	75.0
Wake Forest	31	43	74	42.0	46.2	63.4

Points in the paint-MU 28,WF 28. Points off turnovers-MU 20,WF 17.
2nd chance points-MU 14,WF 19. Fast break points-MU 6,WF 11.
Bench points-MU 32,WF 22. Score tied-1 time. Lead changed-1 time.
Largest lead-MU by 11 2nd-09:13, WF by 3 2nd-00:04.
Officials: Anthony Frankin, Jacyn Goble, Mat Obias



GAME #7	
DECEMBER 1, 2012	
WAKE FOREST	60
RICHMOND	62
Robins Center (6,591) Richmond, Va.	

WAKE (3-4)	fg	3fg	ft	o-d-t	pf	TP	a	to	bs	s	mp
02 Thomas*	3-4	0-0	5-6	1-5-6	4	11	0	2	0	0	21
30 McKie*	3-8	2-2	1-2	1-7-8	1	9	2	1	0	0	27
00 M-McIntyre*	2-7	1-2	2-2	0-3-3	2	7	0	1	0	1	30
10 Fischer*	0-1	0-0	0-0	0-0-0	1	0	1	1	0	1	19
11 Harris*	1-5	0-1	4-4	0-0-0	2	6	3	3	0	1	31
01 Jones	2-6	0-0	2-2	0-1-1	3	6	1	1	1	2	24
31 Washington	1-1	0-0	0-0	0-0-0	2	2	0	0	0	0	2
33 Rountree	3-3	1-1	2-3	3-2-5	2	9	0	1	3	2	16
34 Cavanaugh	3-6	0-0	4-4	1-2-3	4	10	0	2	0	0	17
45 Adala Moto	0-1	0-0	0-3	0-1-1	2	0	0	0	0	0	13
TEAM	1-0-1										
Totals.....	18-42	4-6	20-26	7-21-28	23	60	8	13	5	7	200

RICHMOND (6-2)	fg	3fg	ft	o-d-t	pf	TP	a	to	bs	s	mp
22 Robbins*	1-1	0-0	0-0	1-2-3	4	2	2	3	1	0	33
33 Nelson-Ododa*	3-4	2-3	0-1	0-4-4	3	8	0	1	2	2	16
34 Williams*	6-8	1-1	13-15	3-7-10	2	26	2	4	0	1	32
02 Lindsay*	2-7	0-2	3-4	1-3-4	1	7	3	2	0	2	36
03 Brothers*	1-7	1-4	2-2	1-2-3	4	5	3	1	0	0	20
00 Anthony	2-8	1-5	6-6	0-0-0	3	11	0	0	0	0	29
04 Sparrow	0-3	0-1	0-0	0-1-1	2	0	0	1	0	0	13
05 Davis	0-1	0-1	0-0	0-0-0	2	0	0	1	0	1	6
11 Taylor	1-1	1-1	0-0	2-1-3	1	3	1	0	0	0	10
15 Allen	0-2	0-2	0-0	0-1-1	0	0	1	0	0	0	5
TEAM	0-0-0										
Totals.....	16-42	6-20	24-28	8-21-29	22	62	12	14	3	6	200

	1st	2nd	Total	FG%	3FG%	FT%
Wake Forest	29	31	60	42.9	66.7	76.9
Richmond	32	30	62	38.1	30.0	85.7

Points in the paint-WF 26,RICH 20. Points off turnovers-WF 14,RICH 7.
2nd chance points-WF 10,RICH 11. Fast break points-WF 2,RICH 2.
Bench pts-WF 27,RICH 14. Score tied-7 times. Lead changed-12 times.
Largest lead-WF by 2 1st-15:16, RICH by 9 2nd-11:17.
Officials: Karl Hess, Jeff Clark, Bernard Clinton
Technical Foul: WF-Thomas (16:17, 2nd)



GAME #5	
NOVEMBER 23, 2012	
WILLIAM & MARY	57
WAKE FOREST	63
LJVM Coliseum (7,264) Winston-Salem, N.C.	

W&M (3-2)	fg	3fg	ft	o-d-t	pf	TP	a	to	bs	s	mp
22 Rusthoven*	4-8	0-0	3-6	2-7-9	5	11	1	2	0	0	23
23 Gaillard*	2-5	0-2	1-2	2-1-3	4	5	2	3	0	0	31
03 Thurton*	7-13	1-4	2-2	0-1-1	1	17	1	4	0	0	35
04 Rum*	3-10	2-7	0-1	1-6-7	4	8	4	2	0	0	36
12 Britt*	3-9	1-3	2-4	1-4-5	1	9	2	2	0	1	31
02 Boatner	0-1	0-1	2-2	0-1-1	2	2	0	0	0	0	9
24 Heldring	1-3	0-1	1-1	1-3-4	1	3	0	0	0	0	17
25 Tarpey	0-0	0-0	0-1	1-3-4	4	0	1	0	0	1	10
43 Schalk	1-2	0-0	0-0	0-1-1	3	2	0	0	0	0	8
TEAM	1-1-2										
Totals.....	21-51	4-18	11-19	9-28-37	23	57	11	13	0	2	200

WAKE (3-2)	fg	3fg	ft	o-d-t	pf	TP	a	to	bs	s	mp
02 Thomas*	0-1	0-0	2-4	3-2-5	3	2	0	2	1	0	12
30 McKie*	4-10	1-3	6-11	1-5-6	3	15	2	2	1	1	31
34 Cavanaugh*	2-5	0-1	0-0	1-1-2	3	4	1	2	0	1	26
00 M-McIntyre*	3-4	2-2	0-0	0-3-3	2	8	1	2	0	1	33
11 Harris*	4-13	0-8	10-11	0-3-3	2	18	0	1	0	0	38
01 Jones	1-3	0-1	0-1	0-1-1	0	2	2	1	1	1	15
10 Fischer	1-4	0-2	0-0	0-1-1	0	2	0	0	0	0	11
33 Rountree	2-4	0-1	0-0	2-5-7	3	4	2	0	5	2	23
45 Adala Moto	3-6	0-1	2-3	2-2-4	3	8	0	0	0	0	11
TEAM	0-2-2										
Totals.....	20-50	3-19	20-30	9-25-34	19	63	8	10	8	6	200

	1st	2nd	Total	FG%	3FG%	FT%
William & Mary	30	27	57	41.2	22.2	57.9
Wake Forest	23	40	63	40.0	15.8	66.7

Points in the paint-W&M 34,WF 34. Points off turnovers-W&M 12,WF 13.
2nd chance points-W&M 7,WF 8. Fast break points-W&M 2,WF 6.
Bench points-W&M 7,WF 16. Score tied-3 times. Lead changed-5 times.
Largest lead-W&M by 13 1st-08:14, WF by 8 2nd-00:12.
Officials: Tim Nestor, Brian Dorsey, Ron Tyburski



GAME #8	
DECEMBER 5, 2012	
HIGH POINT	60
WAKE FOREST	71
LJVM Coliseum (6,822) Winston-Salem, N.C.	

HPU (4-4)	fg	3fg	ft	o-d-t	pf	TP	a	to	bs	s	mp
00 Brown*	12-22	0-0	3-4	6-4-10	3	27	0	1	3	2	31
13 Chaney*	3-11	1-2	2-2	3-7-10	2	9	4	5	2	1	27
02 Edwards*	2-7	1-4	0-0	1-0-1	3	5	1	2	0	2	28
22 Weary*	2-8	0-2	0-0	1-6-7	3	4	2	1	0	2	26
23 Simms*	1-4	0-1	0-0	0-2-2	0	2	5	3	0	1	26
01 McGaughy	3-7	2-2	0-0	0-1-1	2	8	1	2	0	0	24
03 Cheek	0-0	0-0	0-0	0-0-0	0	0	0	0	0	0	4
11 McIntyre	0-1	0-1	0-0	0-0-0	1	0	0	0	0	0	2
15 Cugini	1-3	1-3	0-0	1-1-2	0	3	0	1	1	2	12
20 Law	0-0	0-0	2-2	3-4-7	3	2	1	1	0	0	16
41 Mikulic	0-0	0-0	0-0	1-0-1	0	0	0	0	0	0	4
TEAM	0-0-0										
Totals.....	24-63	5-15	7-8	16-25-41	17	60	14	18	7	9	200

WAKE (4-4)	fg	3fg	ft	o-d-t	pf	TP	a	to	bs	s	mp
02 Thomas*	2-7	0-0	1-2	1-3-4	1	5	3	5	1	2	22
30 McKie*	3-8	0-1	3-3	1-9-10	2	9	2	1	2	2	36
00 M-McIntyre*	2-6	0-2	4-4	1-3-4	0	8	3	3	0	0	30
10 Fischer*	5-10	5-8	0-0	0-2-2	0	15	0	0	0	2	24
11 Harris*	4-8	0-2	2-2	0-1-1	0	10	2	0	0	0	29
01 Jones	1-2	0-0	0-2	0-0-0	2	3	2	1	1	1	17
31 Washington	0-1	0-0	0-0	0-0-0	0	0	0	0	0	0	2
33 Rountree	4-4	2-2	1-2	0-1-1	2	11	2	1	2	3	21
34 Cavanaugh	2-8	1-3	6-6	5-0-5	3	11	0	1	0	0	16
45 Adala Moto	0-1	0-0	0-0	0-2-2	0	0	0	0	0	0	3
TEAM	1-2-3										
Totals.....	23-55	8-18	17-21	9-23-32	8	71	15	13	6	10	200

	1st	2nd	Total	FG%	3FG%	FT%
High Point	29	31	60	38.1	33.3	87.5
Wake Forest	31	40	71	41.8	44.4	81.0

Points in the paint-HPU 28,WF 22. Points off turnovers-HPU 8,WF 16.
2nd chance points-HPU 14,WF 13. Fast break points-HPU 4,WF 12.
Bench points-HPU 13,WF 24. Score tied-6 times. Lead changed-10 times.
Last FG-HPU 2nd-00:17, WF 2nd-01:20.
Largest lead-HPU by 2 1st-12:04, WF by 13 2nd-00:33.
Officials: Tim Kelly, Tim Comer, William Humes



GAME #6	
NOVEMBER 27, 2012	
NEBRASKA	79
WAKE FOREST	63
LJVM Coliseum (6,508) Winston-Salem, N.C.	

NEBRASKA (5-1)	fg	3fg	ft	o-d-t	pf	TP	a	to	bs	s	mp
13 Ubel*	5-7	0-0	1-1	1-0-1	5	11	0	0	0	0	18
32 Almeida*	9-10	0-0	2-2	4-7-11	3	20	0	2	3	0	27
03 Parker*	1-										

WAKE FOREST BASKETBALL
VS.
MIAMI



GAME #10	
DECEMBER 18, 2012	
FURMAN	55
WAKE FOREST	79
LJVM Coliseum (6,782)	
Winston-Salem, N.C.	

FURMAN (3-7)	fg	3fg	ft	o-d-t	pf	TP	a	to	bs	s	mp
30 Ferrara*	4-10	1-2	0-1	1-5-6	1	9	1	2	2	0	31
43 Reddick,Ch*	6-10	0-0	0-0	2-4-6	3	12	1	1	1	2	28
12 Reddick,Ch*	2-9	2-7	0-0	1-4-5	3	6	2	1	1	1	34
14 Croone*	4-6	1-2	3-8	0-2-2	3	12	5	4	0	1	26
22 Austin*	0-3	0-3	2-2	3-1-4	3	2	3	2	0	0	30
05 O'Neill	0-0	0-0	0-0	0-0-0	0	0	0	0	0	0	1
11 Brown	1-4	1-4	0-0	0-0-0	1	3	0	1	0	0	16
15 Irwin	1-5	1-3	3-4	0-0-0	1	6	1	0	0	1	13
24 Wideman	1-5	1-3	0-0	0-0-0	0	3	1	1	0	0	15
42 Chuisseu	0-0	0-0	2-4	1-0-1	0	2	0	0	0	0	6
TEAM				0-3-3							1
Totals.....	19-52	7-24	10-19	8-19-27	15	55	14	13	4	5	200

WAKE (5-5)	fg	3fg	ft	o-d-t	pf	TP	a	to	bs	s	mp
02 Thomas*	3-5	0-0	1-1	0-7-7	1	7	2	1	2	0	23
30 McKie*	5-8	0-0	6-7	0-6-6	2	16	1	3	0	2	31
45 Adala Moto*	2-5	0-1	1-1	1-4-5	3	5	0	1	0	1	22
00 M.-McIntyre*	3-6	0-1	0-0	0-4-4	1	6	4	1	0	1	25
11 Harris*	8-10	4-6	0-0	0-1-1	1	20	5	2	0	0	27
01 Jones	1-3	0-0	3-4	0-0-0	1	5	3	0	0	0	14
10 Fischer	1-5	0-2	0-0	0-1-1	1	2	1	0	0	0	11
31 Washington	1-3	0-0	0-0	0-2-2	2	2	0	0	0	0	13
33 Rountree	0-0	0-0	4-6	0-1-1	2	4	1	0	1	0	19
34 Cavanaugh	4-7	1-3	3-3	2-3-5	0	12	0	1	0	0	14
42 Jennings	0-0	0-0	0-0	0-0-0	0	0	0	0	0	1	1
TEAM				3-1-4							1
Totals.....	28-52	5-13	18-22	6-30-36	14	79	17	10	3	8	200

	1st	2nd	Total	FG%	3FG%	FT%
Furman	30	25	55	36.5	29.2	52.6
Wake Forest	37	42	79	53.8	38.5	81.8

Points in the paint-FUR 12,WF 46. Points off turnovers-FUR 10,WF 13.
2nd chance points-FUR 2,WF 4. Fast break points-FUR 2,WF 14.
Bench points-FUR 14,WF 25. Score tied-8 times. Lead changed-8 times.
Largest lead-FUR by 6 1st-14:28, WF by 24 2nd-00:57.
Officials: Mike Eades, Bernard Clinton, Sean Casady



GAME #13	
JANUARY 5, 2013	
WAKE FOREST	62
#1 DUKE	80
Cameron Indoor Stadium (9,314)	
Durham, N.C.	

WAKE (7-6, 0-1)	fg	3fg	ft	o-d-t	pf	TP	a	to	bs	s	mp
02 Thomas*	0-4	0-0	0-0	2-10-12	4	0	1	6	0	0	25
30 McKie*	7-11	1-1	7-9	1-10-11	3	22	0	3	1	2	38
45 Adala Moto*	2-7	0-1	0-0	2-4-6	3	4	0	3	0	0	13
00 M.-McIntyre*	3-11	2-4	0-1	2-2-4	2	8	1	2	0	0	24
11 Harris*	7-11	0-2	5-7	0-2-2	1	19	4	1	0	1	35
01 Jones	2-3	0-0	0-0	1-0-1	4	4	0	1	0	1	21
10 Fischer	1-3	1-2	0-0	0-0-0	2	3	1	0	0	0	20
31 Washington	0-1	0-0	0-0	1-0-1	1	0	0	0	0	0	6
33 Rountree	0-1	0-1	0-1	0-0-0	0	0	0	0	0	0	6
34 Cavanaugh	1-4	0-0	0-0	0-0-0	5	2	1	2	0	0	12
TEAM				4-2-6							1
Totals.....	23-56	4-11	12-18	13-30-43	25	62	8	19	1	4	200

DUKE (14-0, 1-0)	fg	3fg	ft	o-d-t	pf	TP	a	to	bs	s	mp
05 Plumlee*	5-8	0-0	3-9	3-9-12	0	13	2	1	1	0	33
34 Kelly*	6-9	5-7	5-6	3-1-4	5	22	1	1	1	1	18
02 Cook*	0-11	0-4	0-0	0-3-3	1	0	14	1	0	1	38
14 Sulaimon*	5-11	2-4	0-0	0-3-3	2	12	0	0	0	2	25
30 Curry*	8-15	3-7	3-5	0-3-3	2	22	5	2	1	0	29
03 Thornton	1-3	1-2	0-0	0-1-1	2	3	0	0	0	2	20
12 Murphy	2-2	0-0	0-0	0-0-0	0	4	0	0	0	0	8
15 Hairston	1-2	0-0	0-0	1-0-1	1	2	0	1	0	1	18
21 Jefferson	0-0	0-0	0-0	1-1-2	1	0	0	0	0	0	4
40 Plumlee	1-2	0-0	0-2	0-0-0	2	2	0	0	1	0	7
TEAM				2-4-6							1
Totals.....	29-63	11-24	11-22	10-25-35	16	80	22	6	4	6	200

	1st	2nd	Total	FG%	3FG%	FT%
Wake Forest	30	32	62	41.1	36.4	66.7
Duke	41	39	80	46.0	45.8	50.0

Points in the paint-WF 26,DU 28. Points off turnovers-WF 8,DU 19.
2nd chance points-WF 6,DU 6. Fast break points-WF 4,DU 7.
Bench points-WF 9,DU 11. Score tied-2 times. Lead changed-5 times.
Largest lead-WF by 3 1st-18:52, DU by 25 2nd-11:48.
Officials: Karl Hess, Brian Dorsey, Gary Maxwell



GAME #11	
DECEMBER 22, 2012	
WAKE FOREST	84
UNCG	70
Greensboro Coliseum (3,482)	
Greensboro, N.C.	

WAKE (6-5)	fg	3fg	ft	o-d-t	pf	TP	a	to	bs	s	mp
02 Thomas*	4-6	0-0	4-5	1-5-6	1	12	2	0	1	0	29
30 McKie*	7-13	0-3	5-7	1-3-4	0	19	1	2	0	1	34
45 Adala Moto*	2-4	1-2	4-5	1-5-6	4	9	0	2	0	1	16
00 M.-McIntyre*	2-6	2-3	1-2	0-2-2	1	7	5	3	0	1	24
11 Harris*	3-7	1-3	4-5	0-2-2	4	11	0	1	1	2	29
01 Jones	1-2	0-0	3-4	0-2-2	5	2	4	2	2	2	17
10 Fischer	4-5	3-3	2-2	0-3-3	1	13	1	1	0	0	20
33 Rountree	3-4	0-1	0-2	1-3-4	3	6	1	1	0	0	19
34 Cavanaugh	1-4	0-1	0-0	0-2-2	3	2	0	1	0	0	12
TEAM				0-1-1							1
Totals.....	27-51	7-16	23-32	4-28-32	19	84	12	16	4	10	200

UNCG (2-8)	fg	3fg	ft	o-d-t	pf	TP	a	to	bs	s	mp
00 Williams*	2-6	1-1	0-0	2-2-4	2	5	0	1	0	2	28
24 McNeil*	1-6	0-1	0-0	0-7-7	3	2	1	1	0	0	24
01 Parker*	0-4	0-4	0-0	1-3-4	3	0	3	1	0	0	19
11 Van Dussen*	2-5	1-2	2-2	1-1-2	4	7	4	3	0	1	29
15 Simpson*	10-18	2-6	3-5	0-2-2	4	25	4	0	0	2	31
03 Armstrong	5-10	2-3	4-4	0-3-3	4	16	3	3	0	3	29
13 Locke	4-7	1-1	1-1	0-5-5	5	10	0	4	0	0	22
31 Paulos	1-3	1-3	2-3	0-2-2	3	5	0	2	0	1	16
51 Hoffer	0-0	0-0	0-0	0-0-0	1	0	0	1	0	0	2
TEAM				1-0-1							1
Totals.....	25-59	8-21	12-15	5-25-30	29	70	15	16	0	9	200

	1st	2nd	Total	FG%	3FG%	FT%
Wake Forest	38	46	84	52.9	43.8	71.9
UNCG	29	41	70	42.4	38.1	80.0

Points in the paint-WF 36,UNCG 22. Points off turnovers-WF 12,UNCG 11.
2nd chance points-WF 8,UNCG 0. Fast break points-WF 10,UNCG 9.
Bench points-WF 26,UNCG 31. Score tied-3 times. Lead changed-10 times.
Largest lead-WF by 15 2nd-08:18, UNCG by 2 1st-05:44.
Officials: Alan Spainhour, Frank Raposo, Jose Carrion



GAME #14	
JANUARY 9, 2013	
VIRGINIA	52
WAKE FOREST	55
LJVM Coliseum (9,217)	
Winston-Salem, N.C.	

VA (11-4, 1-1)	fg	3fg	ft	o-d-t	pf	TP	a	to	bs	s	mp
25 Mitchell*	5-9	0-0	0-1	5-5-10	1	10	0	3	1	2	31
32 Atkins*	0-4	0-0	2-2	0-2-2	2	2	0	1	0	0	16
01 Evans*	1-4	0-0	0-0	1-3-4	3	2	3	4	0	0	24
02 Jespersion*	0-2	0-1	0-0	0-0-0	1	0	0	2	0	0	21
12 Harris*	5-14	2-3	1-1	2-2-4	4	13	2	4	1	1	34
04 Barnette	0-0	0-0	0-0	0-0-0	0	0	0	0	0	0	1
05 Jones	0-1	0-0	0-0	0-1-1	1	0	1	1	0	2	15
10 Tobey	6-9	0-0	2-2	4-7-7	3	14	0	0	0	0	21
11 Nolte	1-7	1-7	3-4	0-3-3	3	6	0	1	1	1	20
23 Anderson	2-5	0-0	1-2	4-4-8	3	5	2	1	0	0	17
TEAM				1-0-1							1
Totals.....	20-55	3-11	9-12	17-23-40	19	52	8	17	3	6	200

WAKE (8-6, 1-1)	fg	3fg	ft	o-d-t	pf	TP	a	to	bs	s	mp
02 Thomas*	1-1	0-0	0-0	1-7-8	3	2	2	5	3	0	26
30 McKie*	4-10	1-3	5-5	1-3-4	1	14	3	0	2	2	33
45 Adala Moto*	4-8	0-2	1-5	0-0-0	2	9	0	1	1	1	20
00 M.-McIntyre*	2-6	0-1	0-0	1-3-4	1	4	1	2	0	1	28
11 Harris*	3-10	2-4	8-8	0-1-1	2	16	1	2	1	0	30
01 Jones	1-1	0-0	0-1	0-1-1	1	2	1	1	1	0	17
10 Fischer	1-3	1-2	0-0	1-1-2	0	3	1	1	0	1	16
33 Rountree	0-0	0-0	0-0	0-0-0	0	0	0	1	0	1	11
34 Cavanaugh	2-5	0-3	1-2	0-3-3	3	5	0	0	0	0	19
TEAM				1-0-1							1
Totals.....	18-44	4-15	15-21	5-19-24	13	55	10	12	9	5	200

	1st	2nd	Total	FG%	3FG%	FT%
Virginia	22	30	52	36.4	27.3	75.0
Wake Forest	29	26	55	40.9	26.7	71.4

Points in the paint-VA 20,WF 22. Points off turnovers-VA 6,WF 15.
2nd chance points-VA 14,WF 5. Fast break points-VA 0,WF 0.
Bench points-VA 25,WF 10. Score tied-1 time. Lead changed-6 times.
Last FG-VA 2nd-00:07, WF 2nd-10:22.
Largest lead-VA by 1 1st-18:24, WF by 14 2nd-14:29.
Officials: Raymond Styons, Tim Kelly, Brian O'Connell



GAME #12	
JANUARY 2, 2013	

WAKE FOREST BASKETBALL
vs.
MIAMI



GAME #16	
JANUARY 15, 2013	
WAKE FOREST	44
CLEMSON	60
Littlejohn Coliseum (7,291) Clemson, S.C.	

WAKE (9-7, 2-2)	fg	3fg	ft	o-d-t	pf	TP	a	to	bs	s	mp
02 Thomas*	5-8	0-0	1-2	3-3-6	4	11	0	3	1	0	20
30 McKie*	4-13	0-1	4-4	6-5-11	3	12	1	1	1	1	25
45 Adala Moto*	0-5	0-2	2-2	1-5-6	0	2	0	0	0	2	18
00 M.-McIntyre*	1-7	0-1	0-0	1-2-3	2	2	1	3	0	1	28
11 Harris*	2-7	2-2	2-2	0-1-1	1	8	0	1	0	0	33
01 Jones	1-6	0-0	1-2	3-0-3	2	3	1	1	0	1	21
10 Fischer	1-2	0-1	0-0	0-3-3	1	2	0	0	0	0	13
31 Washington	0-0	0-0	0-0	0-0-0	1	0	0	0	0	0	5
33 Rountree	0-1	0-0	1-2	0-3-3	2	1	0	1	0	0	16
34 Cavanaugh	1-12	0-3	1-1	1-2-3	2	3	0	1	0	1	21
TEAM				3-0-3							
Totals.....	15-61	2-10	12-15	18-24-42	18	44	3	11	2	6	200

CLEM (10-6, 2-2)	fg	3fg	ft	o-d-t	pf	TP	a	to	bs	s	mp
24 Jennings*	2-5	1-2	0-0	1-5-6	4	5	1	1	0	1	21
32 McDaniels*	6-13	1-5	1-3	2-7-9	1	14	1	0	7	2	31
31 Booker*	4-9	0-0	4-5	2-6-8	2	12	0	1	2	0	36
12 Hall*	2-5	0-0	1-1	0-2-2	1	5	7	4	1	2	39
21 Harrison*	1-4	0-1	0-0	0-0-0	3	2	0	2	0	0	10
03 Filer	4-6	1-2	4-5	0-2-2	0	13	1	0	0	1	26
20 Roper	3-5	3-4	0-0	1-2-3	1	9	0	1	0	0	14
22 Sullivan	0-1	0-0	0-0	0-2-2	3	0	0	0	0	0	15
35 Nnoko	0-1	0-0	0-0	0-3-3	2	0	0	1	1	0	8
TEAM				0-1-1							1
Totals.....	22-49	6-14	10-14	6-30-36	17	60	11	11	11	6	200

	1st	2nd	Total	FG%	3FG%	FT%
Wake Forest	21	23	44	24.6	20.0	80.0
Clemson	31	29	60	44.9	42.9	71.4

Points in the paint-WF 20,CU 26. Points off turnovers-WF 8,CU 11.
2nd chance points-WF 17,CU 6. Fast break points-WF 0,CU 6.
Bench points-WF 9,CU 22. Score tied-1 time. Lead changed-3 times.
Largest lead-WF by 4 1st-17:06, CU by 18 2nd-03:06.
Officials: Mike Eades, Ed Corbett, John Gaffney



GAME #17	
JANUARY 19, 2013	
WAKE FOREST	65
VIRGINIA TECH	66
Cassell Coliseum (6,418) Blacksburg, Va.	

WAKE (9-8, 2-3)	fg	3fg	ft	o-d-t	pf	TP	a	to	bs	s	mp
02 Thomas*	5-8	0-0	2-4	3-5-8	1	12	0	1	0	1	34
30 McKie*	8-12	4-6	0-2	5-10-15	1	20	2	2	1	1	34
45 Adala Moto*	2-11	0-2	2-2	3-3-6	2	6	0	2	0	0	21
00 M.-McIntyre*	4-9	0-2	1-1	0-3-3	4	9	4	0	0	0	29
11 Harris*	3-14	1-5	3-3	0-3-3	2	10	4	1	0	0	36
01 Jones	0-2	0-0	0-0	0-0-0	0	0	3	1	0	1	8
10 Fischer	0-3	0-2	0-0	0-0-0	2	0	0	0	0	1	13
33 Rountree	0-2	0-0	0-0	1-1-2	1	0	1	0	0	0	6
34 Cavanaugh	3-7	2-2	0-0	3-0-3	2	8	0	1	0	0	19
TEAM				2-1-3							
Totals.....	25-68	7-19	8-12	17-26-43	15	65	14	8	1	4	200

VT (11-6, 2-2)	fg	3fg	ft	o-d-t	pf	TP	a	to	bs	s	mp
04 Raines*	4-8	0-0	0-0	5-8-13	1	8	3	0	4	0	34
31 Eddie*	7-11	3-4	1-3	2-7-9	1	18	0	1	0	0	36
42 Barksdale*	2-3	0-0	0-0	1-4-5	2	4	2	1	0	0	17
01 Brown*	2-11	0-5	0-1	0-0-0	2	4	3	2	0	1	23
11 Green*	8-18	1-2	5-8	0-3-3	1	22	3	1	0	0	35
02 van Zegeren	2-5	0-0	1-2	1-1-2	1	5	0	2	1	0	21
10 Rankin	1-2	0-1	0-0	0-0-0	2	2	1	0	0	2	24
22 Beyer	1-2	0-1	1-2	1-3-4	1	3	0	0	1	1	9
25 Johnston	0-0	0-0	0-0	0-0-0	0	0	0	0	0	0	1
TEAM				0-2-2							
Totals.....	27-60	4-13	8-16	10-28-38	11	66	12	7	6	4	200

	1st	2nd	Total	FG%	3FG%	FT%
Wake Forest	37	28	65	36.8	36.8	66.7
Virginia Tech	31	35	66	45.0	30.8	50.0

Points in the paint-WF 32,VT 42. Points off turnovers-WF 10,VT 9.
2nd chance points-WF 8,VT 6. Fast break points-WF 18,VT 13.
Bench points-WF 8,VT 10. Score tied-10 times. Lead changed-13 times.
Largest lead-WF by 8 1st-02:28, VT by 2 1st-10:43.
Officials: Bryan Kersey, Jamie Luckie, Roger Ayers



GAME #19	
JANUARY 26, 2013	
WAKE FOREST	62
GEORGIA TECH	82
McCamish Pavilion (8,180) Atlanta, Ga.	

WAKE (10-9, 3-4)	fg	3fg	ft	o-d-t	pf	TP	a	to	bs	s	mp
02 Thomas*	3-10	0-0	2-4	6-7-13	2	8	0	7	5	1	32
30 McKie*	4-8	1-2	1-1	1-4-5	3	10	0	2	1	1	32
45 Adala Moto*	3-5	0-0	0-2	1-1-2	0	6	0	1	0	0	14
00 M.-McIntyre*	3-10	0-1	3-6	2-0-2	2	9	3	1	0	0	35
11 Harris*	5-11	2-6	6-8	2-5-7	1	18	3	2	0	1	33
01 Jones	0-2	0-0	0-0	0-0-0	3	0	0	1	0	2	11
10 Fischer	1-3	0-1	3-5	0-0-0	0	5	1	0	0	0	13
31 Washington	0-0	0-0	3-4	0-0-0	1	3	0	1	0	0	4
33 Rountree	0-1	0-0	0-0	0-2-2	4	0	1	1	0	1	8
34 Cavanaugh	1-7	0-2	1-2	2-1-3	2	3	2	0	1	0	18
TEAM				2-0-2							
Totals.....	20-57	3-12	19-32	16-20-36	18	62	10	16	7	6	200

GT (11-7, 1-5)	fg	3fg	ft	o-d-t	pf	TP	a	to	bs	s	mp
03 Georges-Hunt*	4-6	2-4	2-2	2-4-6	4	12	1	1	0	1	23
04 Carter, Jr.*	9-10	2-3	0-0	3-3-6	3	20	1	3	1	0	25
05 Miller*	3-5	0-0	2-2	0-5-5	2	8	5	1	1	0	28
00 Udofia*	2-5	2-5	3-4	0-1-1	2	9	3	2	0	0	34
11 Bolden*	3-8	2-3	1-2	0-1-1	4	9	3	1	0	4	18
01 Royal	0-0	0-0	0-0	1-0-1	1	0	1	0	0	0	1
02 Jordan	0-0	0-0	0-0	0-0-0	0	0	0	0	0	0	0+0
12 Poole, Jr.	3-6	0-2	0-0	0-2-2	2	6	1	1	1	0	14
23 Reed	3-7	2-3	0-0	2-4-6	2	8	1	4	1	2	19
24 Holsley	4-10	0-0	1-1	1-4-5	1	8	4	2	2	2	25
31 Peek	0-0	0-0	0-0	0-0-0	1	0	0	0	1	0	1
32 Doyle	0-0	0-0	0-0	0-0-0	0	0	0	0	0	0	1
45 Poole	1-2	0-0	0-2	0-1-1	2	2	0	0	0	0	11
TEAM				1-1-2							
Totals.....	32-59	10-20	8-13	10-26-36	24	82	20	15	7	9	200

	1st	2nd	Total	FG%	3FG%	FT%
Wake Forest	29	33	62	35.1	20.0	59.4
Georgia Tech	52	30	82	54.2	50.0	61.5

Points in the paint-WF 30,GT 38. Points off turnovers-WF 14,GT 26.
2nd chance points-WF 14,GT 12. Fast break points-WF 10,GT 10.
Bench points-WF 11,GT 24. Score tied-0 times. Lead changed-0 times.
Largest lead-WF None, GT by 30 1st-08:51.
Officials: Karl Hess, Ray Natili, Bernard Clinton



GAME #20	
JANUARY 30, 2013	
#5 DUKE	75
WAKE FOREST	70
LJVM Coliseum (12,603) Winston-Salem, N.C.	

DUKE (18-2, 5-2)	fg	3fg	ft	o-d-t	pf	TP	a	to	bs	s	mp
05 Plumlee*	12-15	0-0	8-10	4-5-9	4	32	2	7	2	2	36
21 Jefferson*	0-1	0-0	0-0	1-2-3	4	0	0	1	0	1	19
02 Cook*	5-12	1-5	1-2	0-4-4	2	12	7	3	0	1	38
14 Sulaimon*	2-4	0-2	2-3	1-3-4	3	6	1	1	0	0	24
30 Curry*	7-17	1-6	6-7	0-2-2	2	21	2	1	1	0	37
03 Thornton	1-3	0-1	0-0	0-0-0	2	2	1	0	0	0	22
12 Murphy	0-0	0-0	0-0	0-1-1	1	0	0	0	0	1	6
15 Hairston	1-2	0-0	0-0	1-2-3	2	2	0	1	1	0	14
40 Plumlee	0-0	0-0	0-0	0-1-1	1	0	0	1	0	0	4
TEAM				1-1-2							
Totals.....	28-54	2-14	17-22	8-21-29	21	75	13	15	4	5	200

WAKE (10-10, 3-5)	fg	3fg	ft	o-d-t	pf	TP	a	to	bs	s	mp
02 Thomas*	7-10	0-0	1-3	2-4-6	4	15	2	2	0	0	25
30 McKie*	5-12	2-4	2-2	0-7-7	1	14	2	0	2	1	37
00 M.-McIntyre*	3-7	0-1	0-0	0-2-2	4	6	1	3	0	0	25
01 Jones*	2-2	0-0	0-0	0-0-0	3	4	5	3	0	2	31
11 Harris*	4-12	0-2	6-7	0-3-3	4	14	1	5	0	0	34
10 Fischer	0-1	0-1	0-0	0-0-0	0	0	0	0	0	0	5
33 Rountree	1-1	0-0	2-2	1-0-1	0	4	2	1	1	0	11
34 Cavanaugh	2-4	1-2	1-1	1-1-2	2	6	1	3	0	1	15
45 Adala Moto	1-3	0-1	5-6	1-3-4	3	7	0	0	0	0	17
TEAM				3-1-4							
Totals.....	25-52	3-11	17-21	8-21-29	21	70	14	17	3	4	200

	1st	2nd	Total	FG%	3FG%	FT%
Duke	40	35	75	51.9	14.3	77.3
Wake Forest	40	30	70	48.1	27.3	81.0

Points in the paint-DU 44,WF 38. Points off turnovers-DU 14,WF 19.
2nd chance points-DU 6,WF 7. Fast break points-DU 6,WF 6.
Bench points-DU 4,WF 17. Score tied-10 times. Lead changed-12 times.
Largest lead-DU by 8 2nd-17:13, WF by 6 1st-14:42.
Officials: Mike Eades, Tim Nestor, Tim Kelly



GAME #18	
JANUARY 22, 2013	
#18 NC STATE	84
WAKE FOREST	86
LJVM Coliseum (11,542) Winston-Salem, N.C.	

NCSU (15-4, 4-2)	fg	3fg	ft	o-d-t	pf	TP	a	to	bs	s	mp
01 Howell*	6-11	0-0	1-2	9-7-16	5	13	1	3	2	1	



GAME #22	
FEBRUARY 5, 2013	
WAKE FOREST	62
NORTH CAROLINA	87
Dean E. Smith Center (19,653) Chapel Hill, N.C.	

WAKE (10-12, 3-7)	fg	3fg	ft	o-d-t	pf	TP	a	to	bs	s	mp
02 Thomas*	4-8	0-0	3-7	4-9-13	1	11	0	4	1	1	28
30 McKie*	1-6	0-4	3-3	0-3-3	2	5	2	3	0	1	25
34 Cavanaugh*	2-6	0-2	0-0	0-5-5	3	4	0	2	0	0	23
00 M.-McIntyre*	2-9	0-2	0-0	0-1-1	1	4	1	2	0	2	24
11 Harris*	5-12	0-5	2-2	0-1-1	2	12	2	4	0	0	29
01 Jones	1-1	0-0	0-0	2-0-2	3	2	5	4	0	0	21
10 Fischer	2-4	2-4	0-0	1-1-1	1	6	1	1	0	0	18
31 Washington	2-2	0-0	1-1	0-2-2	2	5	0	0	0	0	6
33 Rountree	0-0	0-0	0-0	0-0-0	2	0	0	1	1	0	4
42 Jennings	0-1	0-1	0-0	0-1-1	0	0	1	0	0	0	2
45 Adala Moto	5-6	0-0	3-4	0-4-4	2	13	2	0	0	2	20
TEAM				0-0-0							

UNC (16-6, 6-3)	fg	3fg	ft	o-d-t	pf	TP	a	to	bs	s	mp
14 Hubert*	1-2	0-0	0-0	1-1-2	2	2	1	0	1	1	11
35 Bullock*	7-10	4-5	5-5	0-2-2	0	23	3	1	0	1	26
43 McAdoo*	7-12	0-0	6-11	2-3-5	1	20	2	1	0	4	24
01 Strickland*	1-4	0-0	0-2	0-4-4	2	2	5	1	0	0	23
05 Paige*	3-6	1-3	0-1	0-6-6	0	7	4	4	0	0	25
00 James	1-3	0-0	0-0	1-4-5	2	2	2	0	1	1	15
02 McDonald	2-6	2-4	0-0	0-1-1	2	6	2	0	0	0	15
03 Moody	0-1	0-0	0-0	0-0-0	0	0	0	0	0	0	2
04 Davis	0-0	0-0	0-0	0-1-1	0	0	1	0	0	0	3
11 Johnson	3-6	0-0	0-0	0-4-4	3	6	0	0	0	0	14
15 Hairston	3-4	2-3	3-6	1-0-1	2	11	2	0	0	0	12
21 Simmons	2-3	0-0	0-0	2-1-3	2	4	0	1	0	0	13
22 Tanner	0-0	0-0	0-0	0-0-0	0	0	0	0	0	0	2
25 Tokoto	1-2	0-0	0-0	0-0-0	2	2	0	4	0	0	11
30 Manor	0-2	0-0	0-0	0-0-0	0	0	0	0	0	0	2
34 Robinson	1-1	0-0	0-0	0-0-0	0	2	0	0	0	0	2
TEAM				2-2-4							

Totals	1st	2nd	Total	FG%	3FG%	FT%
Wake Forest	27	35	62	43.6	11.1	70.6
North Carolina	47	40	87	51.6	60.0	56.0

Points in the paint-WF 34, NC 38. Points off turnovers-WF 12, NC 26.
2nd chance points-WF 2, NC 13. Fast break points-WF 5, NC 11.
Bench points-WF 26, NC 33. Score tied-0 times. Lead changed-2 times.
Largest lead-WF by 1 1st-16:36, NC by 34 2nd-06:15.
Officials: Les Jones, Brian Dorsey, Ed Corbett



GAME #23	
FEBRUARY 9, 2013	
FLORIDA STATE	46
WAKE FOREST	71
LJVM Coliseum (10,259) Winston-Salem, N.C.	

FSU (13-10, 5-5)	fg	3fg	ft	o-d-t	pf	TP	a	to	bs	s	mp
10 White*	4-4	1-1	4-7	2-4-6	4	13	0	0	1	0	25
11 Turpin*	3-7	0-0	2-4	1-5-6	3	8	0	1	0	1	20
05 Brandon*	0-0	0-0	0-1	0-2-2	1	0	2	3	0	2	19
21 Snaer*	4-13	1-5	4-5	0-5-5	1	13	2	3	0	0	36
31 Whisnant*	1-4	1-3	0-0	0-0-0	0	3	0	2	0	1	19
01 Bookert	1-2	1-2	0-0	0-1-1	1	3	2	1	0	0	21
14 Gilchrist	0-2	0-0	0-0	0-0-0	0	0	0	2	2	0	9
15 Bojanovsky	1-4	0-0	3-4	1-1-2	3	5	0	2	0	1	16
20 Portuondo	0-0	0-0	0-0	0-0-0	0	0	0	0	0	0	1
25 Thomas	0-1	0-0	0-0	0-0-0	1	0	0	0	0	0	4
30 Miller	0-3	0-2	1-2	0-1-1	4	1	1	3	0	0	26
33 Moreau	0-1	0-0	0-0	0-0-0	0	0	0	0	0	0	1
50 Ojo	0-2	0-0	0-0	0-1-1	2	0	0	0	0	0	3
TEAM				1-0-1							

Totals	1st	2nd	Total	FG%	3FG%	FT%
Wake Forest	26	20	46	32.6	30.8	60.9
Florida State	34	37	71	49.1	41.2	54.5

Points in the paint-FS 16, WF 32. Points off turnovers-FS 10, WF 14.
2nd chance points-FS 1, WF 19. Fast break points-FS 0, WF 7.
Bench points-FS 9, WF 15. Score tied-0 times. Lead changed-0 times.
Largest lead-FS None, WF by 26 2nd-02:37.
Officials: Brian Kersey, Jerry Heater, Mike Eades



GAME #24	
FEBRUARY 13, 2013	
WAKE FOREST	63
BOSTON COLLEGE	66
Conte Forum (2,867) Chestnut Hill, Mass.	

WAKE (11-13, 4-8)	fg	3fg	ft	o-d-t	pf	TP	a	to	bs	s	mp
02 Thomas*	2-7	0-0	1-1	2-7-9	1	5	0	1	2	1	36
30 McKie*	4-9	2-6	1-2	0-4-4	3	11	0	3	0	1	31
45 Adala Moto*	2-7	0-1	0-0	3-1-4	2	4	0	2	0	0	12
00 M.-McIntyre*	3-6	0-1	0-0	0-3-3	3	6	4	0	0	0	35
11 Harris*	8-10	1-2	6-6	0-3-3	3	23	4	4	1	1	36
01 Jones	1-1	0-0	0-0	0-0-0	2	2	1	2	0	1	14
10 Fischer	2-3	2-3	0-0	0-2-2	1	6	0	1	0	0	17
33 Rountree	1-1	0-0	0-0	0-1-1	3	2	0	1	0	1	8
34 Cavanaugh	1-3	1-3	1-2	0-1-1	2	4	0	2	0	0	11
TEAM				0-0-0							

Totals	1st	2nd	Total	FG%	3FG%	FT%
Wake Forest	37	26	63	51.1	37.5	81.8
Boston College	36	30	66	43.8	46.2	85.7

Points in the paint-WF 26, BC 26. Points off turnovers-WF 15, BC 14.
2nd chance points-WF 2, BC 4. Fast break points-WF 6, BC 4.
Bench points-WF 14, BC 17. Score tied-8 times. Lead changed-10 times.
Largest lead-WF by 7 2nd-02:13, BC by 11 1st-13:23.
Officials: Tim Nestor, Doug Simons, Gary Maxwell



GAME #25	
FEBRUARY 16, 2013	
GEORGIA TECH	57
WAKE FOREST	56
LJVM Coliseum (10,486) Winston-Salem, N.C.	

GT (14-10, 4-8)	fg	3fg	ft	o-d-t	pf	TP	a	to	bs	s	mp
03 Georges-Hunt*	6-11	2-3	2-4	1-2-3	1	16	0	1	0	0	32
04 Carter, Jr.*	3-7	0-0	4-4	2-3-5	3	10	0	2	0	0	22
05 Miller*	6-11	0-0	1-1	2-4-6	2	13	3	2	5	0	33
00 Udofia*	1-4	1-3	0-2	1-3-4	4	3	6	1	0	1	33
11 Bolden*	2-5	0-2	2-2	0-2-2	1	6	0	1	0	4	27
01 Royal	2-4	1-1	0-0	2-1-3	1	5	0	1	0	0	10
12 Poole, Jr.	0-1	0-0	0-0	0-0-0	0	0	0	0	0	0	5
14 Morris	0-1	0-0	0-0	0-0-0	0	0	0	0	0	0	2
23 Reed	0-3	0-1	0-0	0-6-6	1	0	1	0	0	0	14
24 Halsey	2-8	0-0	0-0	0-2-2	4	4	0	4	0	0	15
45 Poole	0-1	0-1	0-2	0-0-0	1	0	2	0	0	0	7
TEAM				0-1-1							

Totals	1st	2nd	Total	FG%	3FG%	FT%
Georgia Tech	30	27	57	39.3	36.4	60.0
Wake Forest	27	29	56	29.2	25.0	92.0

Points in the paint-GT 28, WF 16. Points off turnovers-GT 13, WF 10.
2nd chance points-GT 6, WF 14. Fast break points-GT 8, WF 6.
Bench points-GT 9, WF 7. Score tied-9 times. Lead changed-7 times.
Largest lead-GT by 7 1st-07:08, WF by 5 2nd-13:03.
Officials: Karl Hess, Brian Kersey, Sean Hull



GAME #26	
FEBRUARY 23, 2013	
MIAMI	
WAKE FOREST	
LJVM Coliseum Winston-Salem, N.C.	



GAME #27	
FEBRUARY 26, 2013	
WAKE FOREST	
FLORIDA STATE	
Donald L. Tucker Center Tallahassee, Fla.	

ARNAUD WILLIAM



ADALA MOTO

@awamotooo

6-6, 225 ▪ Freshman ▪ Forward
Yaounde, Cameroon ▪ Episcopal (Va.)

Physically-developed forward who is very strong and powerful ... With his strength, has the ability to drive and get to the rim ... Outstanding defender ... Versatile offensive player with the range to step out and shoot it from beyond the arc ... Great footwork due to a soccer-playing background ... Has a 7-1 wingspan, which is the third-longest on the team ... Moved to Alexandria, Va., from his native Cameroon when he was 15 years old ... The first-ever Cameroonian to play for the Deacons.


ADALA MOTO'S 2012-13 SEASON HIGHLIGHTS:

- Made his collegiate debut vs. Radford (Nov. 9) and turned in 10 points on 5-of-7 shooting off the bench ... Added four rebounds, three steals and two blocks in 19 minutes.
- Turned in seven points, three rebounds and two assists vs. Iona (Nov. 17) at the Paradise Jam.
- Had seven points on 2-of-2 shooting with three rebounds and a steal vs. Seton Hall (Dec. 8).
- Made his first career start and had five points and five rebounds vs. Furman (Dec. 18).
- Started, scored nine points and pulled down a team-high six rebounds at UNCG (Dec. 22).
- Made his ACC debut at No. 1-ranked Duke (Jan. 5) and finished with four points and six rebounds in 13 minutes.
- Scored nine points on 4-of-8 shooting and had a block and a steal vs. Virginia (Jan. 9).
- Scored six points on 3-of-3 shooting with five rebounds, an assist and a steal vs. Boston College (Jan. 12).
- Pulled down six rebounds and had two steals at Clemson (Jan. 15).
- Turned in six points and six rebounds at Virginia Tech (Jan. 19).
- Fell just shy of a double-double with nine points and 10 rebounds in an upset win over No. 18-ranked NC State (Jan. 22).
- Came off the bench to score seven points and pull down four rebounds vs. No. 5-ranked Duke (Jan. 30).
- Scored 13 points on 5-of-6 shooting to go with four rebounds, two assists and two steals at North Carolina (Feb. 5) ... Converted three 3-point plays on the night.
- Pulled down six rebounds and scored six points on 3-of-4 shooting vs. Florida State (Feb. 9).
- Scored eight points, pulled down three rebounds and went 6-for-8 at the free throw line vs. Georgia Tech (Feb. 16).

ADALA MOTO'S 2012-13 GAME-BY-GAME STATISTICS

Opponent	Date	Min	FG	FGA	Pct	3PT	3PA	Pct	FT	FTA	Pct	O	D	REB	Avg	PF	FO	AS	TO	BS	ST	TP	Avg
RADFORD	11/09/12	19	5	7	.714	0	0	.000	0	2	.000	1	3	4	4.0	3	0	0	1	2	3	10	10.0
vs Connecticut	11/16/12	13	1	3	.333	1	1	1.000	1	4	.250	2	2	4	4.0	2	0	0	2	0	0	4	7.0
vs Iona	11/17/12	16	2	3	.667	1	1	1.000	2	4	.500	1	2	3	3.7	1	0	2	3	0	0	7	7.0
vs Mercer	11/19/12	11	1	1	1.000	0	0	.000	1	2	.500	0	2	2	3.3	0	0	1	1	0	1	3	6.0
WM. & MARY	11/23/12	11	3	6	.500	0	1	.000	2	3	.667	2	2	4	3.4	3	0	0	0	0	0	8	6.4
NEBRASKA	11/27/12	16	2	4	.500	0	1	.000	0	0	.000	1	3	4	3.5	2	0	0	1	0	0	4	6.0
at Richmond	12/01/12	13	0	1	.000	0	0	.000	0	3	.000	0	1	1	3.1	2	0	0	0	0	0	0	5.1
HIGH POINT	12/05/12	3	0	1	.000	0	0	.000	0	0	.000	0	2	2	3.0	0	0	0	0	0	0	0	4.5
SETON HALL	12/08/12	14	2	2	1.000	0	0	.000	3	4	.750	1	2	3	3.0	0	0	0	1	0	1	7	4.8
FURMAN	12/18/12	22*	2	5	.400	0	1	.000	1	1	1.000	1	4	5	3.2	3	0	0	1	0	1	5	4.8
at UNCG	12/22/12	16*	2	4	.500	1	2	.500	4	5	.800	1	5	6	3.5	4	0	0	2	0	1	9	5.2
XAVIER	01/02/13	19*	1	6	.167	0	2	.000	0	0	.000	1	1	2	3.3	3	0	0	0	0	1	2	4.9
at Duke	01/05/13	13*	2	7	.286	0	1	.000	0	0	.000	2	4	6	3.5	3	0	0	3	0	0	4	4.8
VIRGINIA	01/09/13	20*	4	8	.500	0	2	.000	1	5	.200	0	0	0	3.3	2	0	0	1	1	1	9	5.1
BOSTON COLL.	01/12/13	17*	3	3	1.000	0	0	.000	0	0	.000	2	3	5	3.4	4	0	1	1	0	1	6	5.2
at Clemson	01/15/13	18*	0	5	.000	0	2	.000	2	2	1.000	1	5	6	3.6	0	0	0	0	0	2	2	5.0
at Virginia Tech	01/19/13	21*	2	11	.182	0	2	.000	2	2	1.000	3	3	6	3.7	2	0	0	2	0	0	6	5.1
NC STATE	01/22/13	17*	2	9	.222	0	0	.000	5	8	.625	3	7	10	4.1	5	1	0	0	0	1	9	5.3
at Georgia Tech	01/26/13	14*	3	5	.600	0	0	.000	0	2	.000	1	1	2	3.9	0	0	0	1	0	0	6	5.3
DUKE	01/30/13	17	1	3	.333	0	1	.000	5	6	.833	1	3	4	4.0	3	0	0	0	0	0	7	5.4
at Maryland	02/02/13	12	0	5	.000	0	0	.000	0	0	.000	1	2	3	3.9	2	0	0	1	0	0	0	5.1
at N. Carolina	02/05/13	20	5	6	.833	0	0	.000	3	4	.750	0	4	4	3.9	2	0	2	0	0	2	13	5.5
FLORIDA STATE	02/09/13	12*	3	4	.750	0	1	.000	0	0	.000	1	5	6	4.0	3	0	0	3	0	0	6	5.5
at Boston Coll.	2/13/13	12*	2	7	.286	0	1	.000	0	0	.000	3	1	4	4.0	2	0	0	2	0	0	4	5.5
GEORGIA TECH	02/16/13	18*	1	3	.333	0	0	.000	6	8	.750	0	3	3	4.0	2	0	0	1	0	1	8	5.6
TOTALS		384	49	119	.412	3	19	.158	38	65	.585	29	70	99	4.0	53	1	6	27	3	16	139	5.6

*denotes starter



SEASON HIGHS

POINTS

SEASON: 13, at North Carolina (2/5/13)

REBOUNDS

SEASON: 10, vs. NC State (1/22/13)

OFFENSIVE REBOUNDS

SEASON: 3, three times
(last: at Boston College, 2/13/13)

ASSISTS

SEASON: 2, two times
(last: at North Carolina, 2/5/13)

STEALS

SEASON: 3, vs. Radford (11/9/12)

BLOCKED SHOTS

SEASON: 2, vs. Radford (11/9/12)

FIELD GOALS

SEASON: 5, two times
(last: at North Carolina, 2/5/13)

FIELD GOAL ATTEMPTS

SEASON: 8, vs. Virginia (1/9/13)

FREE THROWS

SEASON: 6, vs. Georgia Tech (2/16/13)

FREE THROW ATTEMPTS

SEASON: 8, two times
(last: vs. Georgia Tech, 2/16/13)

3-POINT FIELD GOALS

SEASON: 1, three times
(last: at UNCG, 12/22/12)

3-POINT FIELD GOAL ATTEMPTS

SEASON: 2, five times
(last: at Virginia Tech, 1/19/13)

MINUTES PLAYED

SEASON: 22, vs. Furman (12/18/12)

ADALA MOTO'S CAREER STATISTICS

Season	G	GS	MP	MPG	FG	FGA	PCT	3PT	3PA	PCT	FT	FTA	PCT	O-D-REB	AVG	PF-DQ	AS	TO	BS	ST	PTS	AVG
2012-13	25	13	384	15.4	49	119	.412	3	19	.158	38	65	.585	29-70-99	4.0	53-1	6	27	3	16	139	5.6
TOTAL	25	13	384	15.4	49	119	.412	3	19	.158	38	65	.585	29-70-99	4.0	53-1	6	27	3	16	139	5.6

ADALA MOTO'S CAREER ACC STATISTICS

Season	G	GS	MP	MPG	FG	FGA	PCT	3PT	3PA	PCT	FT	FTA	PCT	O-D-REB	AVG	PF-DQ	AS	TO	BS	ST	PTS	AVG
2012-13	13	10	211	16.2	28	76	.368	0	10	.000	24	37	.649	18-41-59	4.5	30-1	3	15	1	8	80	6.2
TOTAL	13	10	211	16.2	28	76	.368	0	10	.000	24	37	.649	18-41-59	4.5	30-1	3	15	1	8	80	6.2

TYLER 34 CAVANAUGH




@tycav34

6-9, 230 ■ Freshman ■ Forward
Dewitt, N.Y. ■ Jamesville-Dewitt HS

Skilled and versatile forward who has the ability to stretch the defense with his deep shooting range ... Moves well without the ball ... Tough-minded competitor ... Three-time state champion in high school ... Missed a portion of summer workouts after suffering a hairline fracture in his foot during the spring.

CAVANAUGH'S 2012-13 SEASON HIGHLIGHTS:

- Made his collegiate debut vs. Radford (Nov. 9) and finished with six points and four rebounds in the start ... Added a block and went 1-for-2 from the field in 21 minutes.
- Had four points, four rebounds and a steal vs. #23 UConn (Nov. 16) at the Paradise Jam ... Came off the bench the following night vs. Iona (Nov. 17) and had eight points and four rebounds and hit his first career 3-pointer ... Finished the tournament with seven points and two assists vs. Mercer (Nov. 19).
- Played a season-high 26 minutes and tallied four points, two rebounds and a steal against William & Mary (Nov. 23).
- Scored in double figures for the first time, finishing with 10 points, all of which came in the second half, at Richmond (Dec. 1).
- Turned in 12 points on 4-of-7 shooting with five rebounds in 14 minutes off the bench vs. Furman (Dec. 18).
- Made his ACC debut at No. 1-ranked Duke (Jan. 5) and had two points and an assist in 12 minutes off the bench.
- Scored eight points, pulled down three offensive boards and hit a pair of 3-pointers at Virginia Tech (Jan. 19).
- Scored seven points on 3-of-5 shooting in an upset win over No. 18-ranked NC State (Jan. 22).
- Turned in six points and hit a 3-pointer vs. No. 5-ranked Duke (Jan. 30).
- Pulled down five rebounds and scored four points at North Carolina (Feb. 5).



SEASON HIGHS

POINTS

SEASON: 12, vs. Furman (12/18/12)

REBOUNDS

SEASON: 5, three times
(last: at North Carolina, 2/5/13)

OFFENSIVE REBOUNDS

SEASON: 5, vs. High Point (12/5/12)

ASSISTS

SEASON: 2, two times
(last: at Georgia Tech, 1/26/13)

STEALS

SEASON: 1, five times
(last: vs. Florida State, 2/9/13)

BLOCKED SHOTS

SEASON: 1, four times
(last: vs. NC State, 1/22/13)

FIELD GOALS

SEASON: 4, vs. Furman (12/18/12)

FIELD GOAL ATTEMPTS

SEASON: 12, at Clemson (1/15/13)

FREE THROWS

SEASON: 6, vs. High Point (12/5/12)

FREE THROW ATTEMPTS

SEASON: 7, vs. Mercer (11/19/12)

3-POINT FIELD GOALS

SEASON: 2, at Virginia Tech (1/19/13)

3-POINT FIELD GOAL ATTEMPTS

SEASON: 5, vs. Nebraska (11/27/12)

MINUTES PLAYED

SEASON: 26 vs. Wm & Mary (11/23/12)

CAVANAUGH'S 2012-13 GAME-BY-GAME STATISTICS

Opponent	Date	Min	FG	FGA	Pct	3PT	3PA	Pct	FT	FTA	Pct	O	D	REB	Avg	PF	FO	AS	TO	BS	ST	TP	Avg
RADFORD	11/09/12	21*	1	2	.500	0	1	.000	4	5	.800	1	3	4	4.0	4	0	0	1	1	0	6	6.0
vs Connecticut	11/16/12	24*	1	6	.167	0	2	.000	2	2	1.000	1	3	4	4.0	2	0	0	2	0	1	4	5.0
vs Iona	11/17/12	18	3	6	.500	1	2	.500	1	2	.500	3	1	4	4.0	4	0	0	1	0	0	8	6.0
vs Mercer	11/19/12	25*	1	7	.143	0	2	.000	5	7	.714	2	1	3	3.8	0	0	2	1	1	0	7	6.3
WM. & MARY	11/23/12	26*	2	5	.400	0	1	.000	0	0	.000	1	1	2	3.4	3	0	1	2	0	1	4	5.8
NEBRASKA	11/27/12	14*	2	6	.333	1	5	.200	1	3	.333	1	1	2	3.2	1	0	0	0	0	0	6	5.8
at Richmond	12/01/12	17	3	6	.500	0	0	.000	4	4	1.000	1	2	3	3.1	4	0	0	2	0	0	10	6.4
HIGH POINT	12/05/12	16	2	8	.250	1	3	.333	6	6	1.000	5	0	5	3.4	3	0	0	1	0	0	11	7.0
SETON HALL	12/08/12	11	1	5	.200	1	1	1.000	3	4	.750	1	0	1	3.1	1	0	0	0	1	0	6	6.9
FURMAN	12/18/12	14	4	7	.571	1	3	.333	3	3	1.000	2	3	5	3.3	0	0	0	1	0	0	12	7.4
at UNCG	12/22/12	12	1	4	.250	0	1	.000	0	0	.000	0	2	2	3.2	3	0	0	1	0	0	2	6.9
XAVIER	01/02/13	14	1	3	.333	1	3	.333	1	2	.500	1	1	2	3.1	3	0	1	3	0	0	4	6.7
at Duke	01/05/13	12	1	4	.250	0	0	.000	0	0	.000	0	0	0	2.8	5	1	1	2	0	0	2	6.3
VIRGINIA	01/09/13	19	2	5	.400	0	3	.000	1	2	.500	0	3	3	2.9	3	0	0	0	0	0	5	6.2
BOSTON COLL.	01/12/13	15	0	3	.000	0	1	.000	0	0	.000	0	2	2	2.8	4	0	1	2	0	0	0	5.8
at Clemson	01/15/13	21	1	12	.083	0	3	.000	1	1	1.000	1	2	3	2.8	2	0	0	1	0	1	3	5.6
at Virginia Tech	01/19/13	19	3	7	.429	2	2	1.000	0	0	.000	3	0	3	2.8	2	0	0	1	0	0	8	5.8
NC STATE	01/22/13	13	3	5	.600	0	1	.000	1	2	.500	0	0	0	2.7	3	0	1	2	1	0	7	5.8
at Georgia Tech	01/26/13	18	1	7	.143	0	2	.000	1	2	.500	2	1	3	2.7	2	0	2	0	1	0	3	5.7
DUKE	01/30/13	15	2	4	.500	1	2	.500	1	1	1.000	1	1	2	2.7	2	0	1	3	0	1	6	5.7
at Maryland	02/02/13	15	1	5	.200	0	2	.000	0	0	.000	0	1	1	2.6	1	0	1	0	0	0	2	5.5
at N. Carolina	02/05/13	23*	2	6	.333	0	2	.000	0	0	.000	0	5	5	2.7	3	0	0	2	0	0	4	5.5
FLORIDA STATE	02/09/13	14	1	2	.500	0	0	.000	0	0	.000	0	3	3	2.7	3	0	1	0	0	1	2	5.3
at Boston Coll.	2/13/13	11	1	3	.333	1	3	.333	1	2	.500	0	1	1	2.6	2	0	0	2	0	0	4	5.3
GEORGIA TECH	02/16/13	5	0	0	.000	0	0	.000	0	0	.000	0	0	0	2.5	0	0	0	2	0	0	0	5.0
TOTALS		412	40	128	.313	10	45	.222	36	48	.750	26	37	63	2.5	60	1	12	32	5	5	126	5.0

*denotes starter

CAVANAUGH'S CAREER STATISTICS

Season	G	GS	MP	MPG	FG	FGA	PCT	3PT	3PA	PCT	FT	FTA	PCT	O-D-REB	AVG	PF-DQ	AS	TO	BS	ST	PTS	AVG
2012-13	25	6	412	16.5	40	128	.313	10	45	.222	36	48	.750	26-37-63	2.5	60-1	12	32	5	5	126	5.0
TOTAL	25	6	412	16.5	40	128	.313	10	45	.222	36	48	.750	26-37-63	2.5	60-1	12	32	5	5	126	5.0

CAVANAUGH'S CAREER ACC STATISTICS

Season	G	GS	MP	MPG	FG	FGA	PCT	3PT	3PA	PCT	FT	FTA	PCT	O-D-REB	AVG	PF-DQ	AS	TO	BS	ST	PTS	AVG
2012-13	13	1	200	15.4	18	63	.286	4	21	.190	6	10	.600	7-19-26	2.0	32-1	8	17	2	3	46	3.5
TOTAL	13	1	200	15.4	18	63	.286	4	21	.190	6	10	.600	7-19-26	2.0	32-1	8	17	2	3	46	3.5

CHASE 10 FISCHER



@chase_fischer10

6-3, 195 ■ Sophomore ■ Guard
Ripley, W.Va. ■ Ripley HS

Voted by his teammates as a team captain for the 2012-13 season ... Turned in a solid first season with the Deacons, providing an outside shooting threat off the bench ... Terrific 3-point shooter with deep range ... Possesses a high basketball IQ and is able to make decisions under pressure ... Great work ethic ... One of the top scorers in West Virginia high school basketball history ... Became the ninth all-time Parade All-American to suit up for Wake Forest ... Joins Chris Paul (2003) and Al-Farouq Aminu (2008) as Deacons who were first team honorees by Parade ... The fifth West Virginia native to play for the Deacons in the modern era and the first since Mark Cline (1984-87).

FISCHER'S 2012-13 SEASON HIGHLIGHTS:

- Voted as a team captain by his teammates during the preseason, along with C.J. Harris and Travis McKie.
- Opened the season with 11 points off the bench vs. Radford (Nov. 9) ... Scored all 11 of his points in the first half, going 3-for-3 from 3-point range in the period.
- Scored 11 points and went 3-for-4 from 3-point range vs. Mercer (Nov. 19) in the Paradise Jam ... Hit two free throws with four seconds left to seal the comeback win.
- Hit 2-of-4 3-pointers and scored nine points vs. Nebraska (Nov. 27).
- Made his first start of the season at Richmond (Dec. 1).
- Led the team with a career-high 15 points, with a career-best five 3-pointers in eight attempts vs. High Point (Dec. 5).
- Came off the bench to score 13 points on 4-of-5 shooting, including 3-for-3 from 3-point range, at UNCG (Dec. 22).
- Hit a pair of 3-pointers and finished with six points and an assist at North Carolina (Feb. 5).
- Scored 10 points on 4-of-6 shooting, including 2-for-3 from 3-point range, and had four rebounds and two steals vs. Florida State (Feb. 9).
- Hit a pair of 3-pointers to score six points at Boston College (Feb. 13).



SEASON/CAREER HIGHS

POINTS

SEASON: 15, vs. High Point (12/5/12)
CAREER: 15, vs. High Point (12/5/12)

REBOUNDS

SEASON: 4, vs. Florida State (2/9/13)
CAREER: 5, two times
(last: vs. NC State, 1/14/12)

OFFENSIVE REBOUNDS

SEASON: 2, vs. Florida State (2/9/13)
CAREER: 1, 12 times
(last: vs. Mercer, 11/19/12)

ASSISTS

SEASON: 3, vs. Iona (11/17/12)
CAREER: 5, vs. NC Central (11/20/11)

STEALS

SEASON: 2, two times
(last: vs. Florida State, 2/9/13)
CAREER: 3, vs. Ga. Southern (11/16/11)

BLOCKED SHOTS

SEASON: 1, three times
(last: vs. Georgia Tech, 2/16/13)
CAREER: 1, four times
(last: vs. Georgia Tech, 2/16/13)

FIELD GOALS

SEASON: 5, vs. High Point (12/5/12)
CAREER: 5, three times
(last: vs. High Point, 12/5/12)

FIELD GOAL ATTEMPTS

SEASON: 10, vs. High Point (12/5/12)
CAREER: 13, vs. UNCW (12/21/11)

FREE THROWS

SEASON: 3, at Georgia Tech (1/26/13)
CAREER: 5, vs. Gardner-Webb
(12/18/11)

FREE THROW ATTEMPTS

SEASON: 5, at Georgia Tech (1/26/13)
CAREER: 7, vs. Gardner-Webb
(12/18/11)

3-POINT FIELD GOALS

SEASON: 5, vs. High Point (12/5/12)
CAREER: 5, vs. High Point (12/5/12)

3-POINT FIELD GOAL ATTEMPTS

SEASON: 8, vs. High Point (12/5/12)
CAREER: 8, three times
(last: vs. High Point, 12/5/12)

MINUTES PLAYED

SEASON: 25, vs. Mercer (11/19/12)
CAREER: 38, at Miami (2/18/12)

FISCHER'S 2012-13 GAME-BY-GAME STATISTICS

Opponent	Date	Min	FG	FGA	Pct	3PT	3PA	Pct	FT	FTA	Pct	O	D	REB	Avg	PF	FO	AS	TO	BS	ST	TP	Avg
RADFORD	11/09/12	21	4	6	.667	3	5	.600	0	0	.000	0	1	1	1.0	2	0	0	3	0	1	11	11.0
vs Connecticut	11/16/12	8	0	1	.000	0	1	.000	0	0	.000	0	0	0	0.5	1	0	0	1	0	0	0	5.5
vs Iona	11/17/12	18	2	6	.333	1	3	.333	0	0	.000	0	0	0	0.3	0	0	3	0	1	0	5	5.3
vs Mercer	11/19/12	25	3	7	.429	3	4	.750	2	2	1.000	1	3	4	1.3	1	0	1	0	0	0	11	6.8
WM. & MARY	11/23/12	11	1	4	.250	0	2	.000	0	0	.000	0	1	1	1.2	0	0	0	0	0	0	2	5.8
NEBRASKA	11/27/12	13	3	5	.600	2	4	.500	1	2	.500	0	2	2	1.3	0	0	1	1	1	1	9	6.3
at Richmond	12/01/12	19*	0	1	.000	0	0	.000	0	0	.000	0	0	0	1.1	1	0	1	1	0	1	0	5.4
HIGH POINT	12/05/12	24*	5	10	.500	5	8	.625	0	0	.000	0	2	2	1.3	0	0	0	0	0	2	15	6.6
SETON HALL	12/08/12	19*	0	3	.000	0	2	.000	0	0	.000	0	1	1	1.2	2	0	1	2	0	0	0	5.9
FURMAN	12/18/12	11	1	5	.200	0	2	.000	0	0	.000	0	1	1	1.2	1	0	1	0	0	0	2	5.5
at UNCG	12/22/12	20	4	5	.800	3	3	1.000	2	2	1.000	0	3	3	1.4	1	0	1	1	0	0	13	6.2
XAVIER	01/02/13	18	1	3	.333	1	2	.500	0	0	.000	0	1	1	1.3	3	0	1	2	0	1	3	5.9
at Duke	01/05/13	20	1	3	.333	1	2	.500	0	0	.000	0	0	0	1.2	2	0	1	1	0	0	3	5.7
VIRGINIA	01/09/13	16	1	3	.333	1	2	.500	0	0	.000	1	1	2	1.3	0	0	1	1	0	1	3	5.5
BOSTON COLL.	01/12/13	7	0	3	.000	0	2	.000	0	0	.000	0	1	1	1.3	1	0	0	1	0	0	0	5.1
at Clemson	01/15/13	13	1	2	.500	0	1	.000	0	0	.000	0	3	3	1.4	1	0	0	0	0	0	2	4.9
at Virginia Tech	01/19/13	13	0	3	.000	0	2	.000	0	0	.000	0	0	0	1.3	2	0	0	0	0	1	0	4.6
NC STATE	01/22/13	5	0	0	.000	0	0	.000	0	0	.000	0	0	0	1.2	0	0	0	0	0	0	0	4.4
at Georgia Tech	01/26/13	13	1	3	.333	0	1	.000	3	5	.600	0	0	0	1.2	0	0	1	0	0	0	5	4.4
DUKE	01/30/13	5	0	1	.000	0	1	.000	0	0	.000	0	0	0	1.1	0	0	0	0	0	0	0	4.2
at Maryland	02/02/13	13	1	6	.167	1	5	.200	0	0	.000	0	3	3	1.2	0	0	1	0	0	0	3	4.1
at N. Carolina	02/05/13	18	2	4	.500	2	4	.500	0	0	.000	0	1	1	1.2	1	0	1	1	0	0	6	4.2
FLORIDA STATE	02/09/13	20	4	6	.667	2	3	.667	0	2	.000	2	2	4	1.3	1	0	0	2	0	2	10	4.5
at Boston Coll.	2/13/13	17	2	3	.667	2	3	.667	0	0	.000	0	2	2	1.3	1	0	0	1	0	0	6	4.5
GEORGIA TECH	02/16/13	13	1	6	.167	1	5	.200	0	0	.000	0	2	2	1.4	0	0	0	0	1	1	3	4.5
TOTALS		380	38	99	.384	28	67	.418	8	13	.615	4	30	34	1.4	21	0	15	18	3	11	112	4.5

*denotes starter

FISCHER'S CAREER STATISTICS

Season	G	GS	MP	MPG	FG	FGA	PCT	3PT	3PA	PCT	FT	FTA	PCT	O-D-REB	AVG	PF-DQ	AS	TO	BS	ST	PTS	AVG
2011-12	31	3	810	26.1	62	177	.350	39	122	.320	32	39	.821	11-56-67	2.2	38-1	46	33	1	24	195	6.3
2012-13	25	3	380	15.2	38	99	.384	28	67	.418	8	13	.615	4-30-34	1.4	21-0	15	18	3	11	112	4.5
TOTAL	56	6	1190	21.3	100	276	.362	67	189	.354	40	52	.769	15-86-101	1.8	59-1	61	51	4	35	307	5.5

FISCHER'S CAREER ACC STATISTICS

Season	G	GS	MP	MPG	FG	FGA	PCT	3PT	3PA	PCT	FT	FTA	PCT	O-D-REB	AVG	PF-DQ	AS	TO	BS	ST	PTS	AVG
2011-12	16	2	406	25.4	33	98	.337	19	62	.306	17	22	.773	4-29-33	2.1	14-0	24	14	0	9	102	6.4
2012-13	13	0	173	13.3	14	43	.326	10	31	.323	3	7	.429	3-15-18	1.4	9-0	5	7	1	5	41	3.2
TOTAL	29	2	579	20.0	47	141	.333	29	93	.312	20	29	.690	7-44-51	1.8	23-0	29	21	1	14	143	4.9

C.J. HARRIS



@cjharris11

6-3, 195 ■ Senior ■ Guard
Winston-Salem, N.C. ■ Mount Tabor HS

Veteran guard who has served as a team captain since his sophomore season ... One of eight players in school history to serve as team captain for three seasons ... Earned third team All-ACC honors in 2011-12 after ranking fourth in the league with 16.7 points per game ... One of the top guards in the ACC ... Excellent shooter who can also get to the rim ... One of the most accurate free throw shooters in the country ... Most comfortable at the off-guard position but can also play the point ... Solid defender with a high basketball IQ ... Local product who grew up just minutes from campus ... Joins Josh Howard, Chris Paul and L.D. Williams as recent local products to play for the Deacons.


HARRIS' 2012-13 SEASON HIGHLIGHTS:

- Opened the season with a game-high 19 points on 4-of-5 shooting vs. Radford (Nov. 9) ... Went 11-for-14 at the free throw line for most of his points.
- Scored 17 points on 7-of-10 shooting vs. #23 UConn (Nov. 16) at the Paradise Jam ... Had 10 points vs. Iona (Nov. 17) the following night ... Finished the tournament with 15 points on 4-of-6 shooting vs. Mercer (Nov. 19).
- Led the team with 18 points and went 10-for-11 from the charity stripe in a win over William & Mary (Nov. 23) ... Scored 10 of his points in the final seven minutes and went 6-for-6 at the free throw line in the final 1:25.
- Scored a then career-high 28 points on 9-of-14 shooting, including 7-for-10 from 3-point range, with three steals vs. Seton Hall (Dec. 8).
- Scored 20 points on 8-of-10 shooting, including 4-for-6 from 3-point range, with five assists vs. Furman (Dec. 18).
- Finished with 15 points on 4-of-7 shooting, including 2-for-3 from 3-point range vs. Xavier (Jan. 2).
- Scored 19 points on 7-of-11 shooting and dished out a team-best four assists at Duke (Jan. 5).
- Scored a game-high 16 points and went 8-for-8 at the free throw line vs. Virginia (Jan. 9).
- Scored a career-high 29 points on 10-of-13 shooting to go along with five rebounds vs. Boston College (Jan. 12).
- Scored 10 points and overcame a late eye injury in upset win over No. 18-ranked NC State (Jan. 22).
- Finished with 18 points, seven rebounds and three assists at Georgia Tech (Jan. 26).
- Had 14 points and three rebounds vs. No. 5-ranked Duke (Jan. 30).
- Scored 12 points on 5-of-12 shooting at North Carolina (Feb. 5).
- Scored 14 points and pulled down four rebounds to go with a steal and an assist vs. Florida State (Feb. 9).
- Turned in a game-high 23 points on 8-of-10 shooting with a team-best four assists, a block and a steal at Boston College (Feb. 13).
- Had 15 points and went a perfect 7-for-7 at the free throw line vs. Georgia Tech (Feb. 16).

HARRIS' 2012-13 GAME-BY-GAME STATISTICS

Opponent	Date	Min	FG	FGA	Pct	3PT	3PA	Pct	FT	FTA	Pct	O	D	REB	Avg	PF	FO	AS	TO	BS	ST	TP	Avg
RADFORD	11/09/12	33*	4	5	.800	0	1	.000	11	14	.786	0	2	2	2.0	1	0	3	5	0	1	19	19.0
vs Connecticut	11/16/12	34*	7	10	.700	1	2	.500	2	3	.667	2	0	2	2.0	3	0	2	5	0	1	17	18.0
vs Iona	11/17/12	31*	3	9	.333	2	5	.400	2	4	.500	0	1	1	1.7	1	0	1	2	0	0	10	15.3
vs Mercer	11/19/12	38*	4	6	.667	3	3	1.000	4	5	.800	0	3	3	2.0	4	0	2	3	0	2	15	15.3
WM. & MARY	11/23/12	38*	4	13	.308	0	8	.000	10	11	.909	0	3	3	2.2	2	0	0	1	0	0	18	15.8
NEBRASKA	11/27/12	35*	1	6	.167	0	2	.000	0	0	.000	0	4	4	2.5	1	0	1	2	0	0	2	13.5
at Richmond	12/01/12	31*	1	5	.200	0	1	.000	4	4	1.000	0	0	0	2.1	2	0	3	3	0	1	6	12.4
HIGH POINT	12/05/12	29*	4	8	.500	0	2	.000	2	2	1.000	0	1	1	2.0	0	0	2	0	0	0	10	12.1
SETON HALL	12/08/12	36*	9	14	.643	7	10	.700	3	4	.750	0	0	0	1.8	3	0	2	5	0	3	28	13.9
FURMAN	12/18/12	27*	8	10	.800	4	6	.667	0	0	.000	0	1	1	1.7	1	0	5	2	0	0	20	14.5
at UNCG	12/22/12	29*	3	7	.429	1	3	.333	4	5	.800	0	2	2	1.7	4	0	0	1	1	2	11	14.2
XAVIER	01/02/13	34*	4	7	.571	2	3	.667	5	6	.833	0	1	1	1.7	1	0	1	4	0	1	15	14.3
at Duke	01/05/13	35*	7	11	.636	0	2	.000	5	7	.714	0	2	2	1.7	1	0	4	1	0	1	19	14.6
VIRGINIA	01/09/13	30*	3	10	.300	2	4	.500	8	8	1.000	0	1	1	1.6	2	0	1	2	1	0	16	14.7
BOSTON COLL.	01/12/13	34*	10	13	.769	4	6	.667	5	6	.833	0	5	5	1.9	3	0	1	2	0	1	29	15.7
at Clemson	01/15/13	33*	2	7	.286	2	2	1.000	2	2	1.000	0	1	1	1.8	1	0	0	1	0	0	8	15.2
at Virginia Tech	01/19/13	36*	3	14	.214	1	5	.200	3	3	1.000	0	3	3	1.9	2	0	4	1	0	0	10	14.9
NC STATE	01/22/13	33*	3	10	.300	1	3	.333	3	4	.750	1	1	2	1.9	2	0	3	1	0	0	10	14.6
at Georgia Tech	01/26/13	33*	5	11	.455	2	6	.333	6	8	.750	2	5	7	2.2	1	0	3	2	0	1	18	14.8
DUKE	01/30/13	34*	4	12	.333	0	2	.000	6	7	.857	0	3	3	2.2	4	0	1	5	0	0	14	14.8
at Maryland	02/02/13	27*	2	7	.286	2	5	.400	4	4	1.000	0	0	0	2.1	0	0	2	0	0	3	10	14.5
at N. Carolina	02/05/13	29*	5	12	.417	0	5	.000	2	2	1.000	0	1	1	2.0	2	0	2	4	0	0	12	14.4
FLORIDA STATE	02/09/13	32*	4	12	.333	2	6	.333	4	4	1.000	1	3	4	2.1	2	0	1	2	0	1	14	14.4
at Boston Coll.	2/13/13	36*	8	10	.800	1	2	.500	6	6	1.000	0	3	3	2.2	3	0	4	4	1	1	23	14.8
GEORGIA TECH	02/16/13	33*	3	8	.375	2	5	.400	7	7	1.000	0	1	1	2.1	2	0	1	4	0	0	15	14.8
TOTALS		820	111	237	.468	39	99	.394	108	126	.857	6	47	53	2.1	48	0	49	62	3	19	369	14.8

*denotes starter



SEASON/CAREER HIGHS

POINTS

SEASON: 29, vs. Boston Coll. (1/12/13)
CAREER: 29, vs. Boston Coll. (1/12/13)

REBOUNDS

SEASON: 7, at Georgia Tech (1/26/13)
CAREER: 9, vs. VCU (11/16/10)

OFFENSIVE REBOUNDS

SEASON: 2, two times
(last: at Georgia Tech, 1/26/13)
CAREER: 3, vs. Richmond (12/3/11)

ASSISTS

SEASON: 5, vs. Furman (12/18/12)
CAREER: 8, at Elon (11/20/10)

STEALS

SEASON: 3, two times
(last: at Maryland, 2/2/13)
CAREER: 5, vs. Clemson (3/7/10)

BLOCKED SHOTS

SEASON: 1, three times
(last: at Boston College, 2/13/13)
CAREER: 1, seven times
(last: at Boston College, 2/13/13)

FIELD GOALS

SEASON: 10, Boston Coll. (1/12/13)
CAREER: 10, two times
(last: vs. Boston College, 1/12/13)

FIELD GOAL ATTEMPTS

SEASON: 14, two times
(last: at Virginia Tech, 1/19/13)
CAREER: 16, three times
(last: vs. Boston College, 2/25/12)

FREE THROWS

SEASON: 11, vs. Radford (11/9/12)
CAREER: 17, vs. Miami (2/9/11)

FREE THROW ATTEMPTS

SEASON: 14, vs. Radford (11/9/12)
CAREER: 18, vs. Miami (2/9/11)

3-POINT FIELD GOALS

SEASON: 7, vs. Seton Hall (12/8/12)
CAREER: 7, vs. Seton Hall (12/8/12)

3-POINT FIELD GOAL ATTEMPTS

SEASON: 10, vs. Seton Hall (12/8/12)
CAREER: 10, two times
(last: vs. Seton Hall, 12/8/12)

MINUTES PLAYED

SEASON: 38, two times
(last: vs. William & Mary, 11/23/12)
CAREER: 42, vs. Xavier (1/3/10)

HARRIS' CAREER STATISTICS

Season	G	GS	MP	MFG	FG	FGA	PCT	3PT	3PA	PCT	FT	FTA	PCT	O-D-REB	AVG	PF-DQ	AS	TO	BS	ST	PTS	AVG
2009-10	31	21	864	27.9	82	213	.385	35	108	.324	108	130	.831	6-49-55	1.8	77-3	38	49	2	28	307	9.9
2010-11	32	32	1037	32.4	84	219	.384	19	56	.339	141	173	.815	9-99-108	3.4	84-0	111	101	0	30	328	10.3
2011-12	30	30	1052	35.1	153	321	.477	49	116	.422	146	173	.844	15-77-92	3.1	71-1	74	72	2	34	501	16.7
2012-13	25	25	820	32.8	111	237	.468	39	99	.394	108	126	.857	6-47-53	2.1	48-0	49	62	3	19	369	14.8
TOTAL	118	108	3773	32.0	430	990	.434	142	379	.375	503	602	.836	36-272-308	2.6	280-4	272	284	7	111	1505	12.8

HARRIS' CAREER ACC STATISTICS

Season	G	GS	MP	MFG	FG	FGA	PCT	3PT	3PA	PCT	FT	FTA	PCT	O-D-REB	AVG	PF-DQ	AS	TO	BS	ST	PTS	AVG
2009-10	16	14	451	28.2	35	108	.324	19	62	.306	46	54	.852	3-23-26	1.6	38-0	17	25	2	14	135	8.4
2010-11	16	16	524	32.8	40	120	.333	11	34	.324	77	98	.786	6-43-49	3.1	45-0	47	45	0	14	168	10.5
2011-12	16	16	570	35.6	74	171	.433	24	66	.364	72	76	.947	6-40-46	2.9	34-1	40	37	2	14	244	15.3
2012-13	13	13	425	32.7	59	137	.431	19	53	.358	61	68	.897	4-29-33	2.5	25-0	27	29	2	8	198	15.2
TOTAL	61	59	1970	32.3	208	536	.388	73	215	.340	256	296	.865	19-135-154	2.5	142-1	131	136	6	50	745	12.2

MADISON 1 JONES




@PrimeTime12_

6-1, 160 ■ Freshman ■ Guard
Raleigh, N.C. ■ Ravenscroft School

A true point guard with a high basketball IQ ... Great floor leader ... Product of a great high school program at Ravenscroft ... Good athleticism for his size ... Signed with the Deacons during the spring signing period.

JONES' 2012-13 SEASON HIGHLIGHTS:

- Made his collegiate debut vs. Radford (Nov. 9) and finished with two points, two blocks, a rebound, an assist and a steal in 17 minutes off the bench.
- Played well off the bench vs. #23 UConn (Nov. 16), dishing out three assists in 23 minutes on the night.
- Made his first career start vs. Iona (Nov. 17) and finished with 10 points, three steals and two assists in 32 minutes on the court.
- Scored eight points on 3-for-3 shooting with two assists off the bench vs. Mercer (Nov. 19).
- Led the team with 14 points on 6-of-9 shooting vs. Nebraska (Nov. 27).
- Finished with three steals, three assists and no turnovers in 14 minutes vs. Furman (Dec. 18).
- Turned in five points, two rebounds, two assists, two blocks and two steals at UNCG (Dec. 22).
- Made his ACC debut at No. 1-ranked Duke (Jan. 5) and finished with four points on 2-of-3 shooting and a steal and a rebound in 21 minutes off the bench.
- Had two points, an assist and a block vs. Virginia (Jan. 9).
- Dished out three assists and scored six points on 3-of-5 shooting vs. Boston College (Jan. 12).
- Finished with three assists in eight minutes at Virginia Tech (Jan. 19).
- Turned in four points on 2-of-3 shooting with two assists and a steal in an upset win over No. 18-ranked NC State (Jan. 22).
- Made his second start of the year and finished with four points on 2-of-2 shooting with a team-high five assists and two steals vs. No. 5-ranked Duke (Jan. 30).
- Dished out a team-high four assists at Maryland (Feb. 2).
- Came off the bench to distribute a team-high five assists at North Carolina (Feb. 5).
- Dished out a team-best three assists off the bench vs. Florida State (Feb. 9).
- Had two assists and a steal vs. Georgia Tech (Feb. 16).



SEASON HIGHS

POINTS

SEASON: 14, vs. Nebraska (11/27/12)

REBOUNDS

SEASON: 3, at Clemson (1/15/13)

OFFENSIVE REBOUNDS

SEASON: 3, at Clemson (1/15/13)

ASSISTS

SEASON: 5, two times
(last: at North Carolina, 2/5/13)

STEALS

SEASON: 3, two times
(last: vs. Furman, 12/18/12)

BLOCKED SHOTS

SEASON: 2, two times
(last: at UNCG, 12/22/12)

FIELD GOALS

SEASON: 6, vs. Nebraska (11/27/12)

FIELD GOAL ATTEMPTS

SEASON: 9, vs. Nebraska (11/27/12)

FREE THROWS

SEASON: 4, vs. Iona (11/17/12)

FREE THROW ATTEMPTS

SEASON: 7, two times
(last: vs. Mercer, 11/19/12)

3-POINT FIELD GOALS

SEASON: 0

3-POINT FIELD GOAL ATTEMPTS

SEASON: 2, at Maryland (2/2/13)

MINUTES PLAYED

SEASON: 32, vs. Iona (11/17/12)

JONES' 2012-13 GAME-BY-GAME STATISTICS

Opponent	Date	Min	FG	FGA	Pct	3PT	3PA	Pct	FT	FTA	Pct	O	D	REB	Avg	PF	FO	AS	TO	BS	ST	TP	Avg
RADFORD	11/09/12	17	1	2	.500	0	0	.000	0	0	.000	0	1	1	1.0	2	0	1	1	2	1	2	2.0
vs Connecticut	11/16/12	23	1	2	.500	0	0	.000	0	0	.000	0	1	1	1.0	3	0	3	2	0	0	2	2.0
vs Iona	11/17/12	32*	3	6	.500	0	0	.000	4	7	.571	1	0	1	1.0	3	0	2	1	1	3	10	4.7
vs Mercer	11/19/12	17	3	3	1.000	0	0	.000	2	7	.286	0	1	1	1.0	3	0	2	3	0	0	8	5.5
WM. & MARY	11/23/12	15	1	3	.333	0	1	.000	0	1	.000	0	1	1	1.0	0	0	2	1	1	1	2	4.8
NEBRASKA	11/27/12	22	6	9	.667	0	1	.000	2	5	.400	1	0	1	1.0	2	0	2	2	0	2	14	6.3
at Richmond	12/01/12	24	2	6	.333	0	0	.000	2	2	1.000	0	1	1	1.0	3	0	1	1	1	2	6	6.3
HIGH POINT	12/05/12	17	1	2	.500	0	0	.000	0	2	.000	0	0	0	0.9	0	0	3	2	1	1	2	5.8
SETON HALL	12/08/12	15	0	1	.000	0	0	.000	0	2	.000	0	2	2	1.0	3	0	1	2	0	1	0	5.1
FURMAN	12/18/12	14	1	3	.333	0	0	.000	3	4	.750	0	0	0	0.9	1	0	3	0	0	3	5	5.1
at UNCG	12/22/12	17	1	2	.500	0	0	.000	3	4	.750	0	2	2	1.0	2	0	2	4	2	2	5	5.1
XAVIER	01/02/13	12	0	0	.000	0	0	.000	0	0	.000	0	2	2	1.1	3	0	1	2	1	1	0	4.7
at Duke	01/05/13	21	2	3	.667	0	0	.000	0	0	.000	1	0	1	1.1	4	0	0	1	0	1	4	4.6
VIRGINIA	01/09/13	17	1	1	1.000	0	0	.000	0	1	.000	0	1	1	1.1	1	0	1	1	1	0	2	4.4
BOSTON COLL.	01/12/13	20	3	5	.600	0	0	.000	0	1	.000	0	1	1	1.1	5	1	3	1	0	0	6	4.5
at Clemson	01/15/13	21	1	6	.167	0	0	.000	1	2	.500	3	0	3	1.2	2	0	1	1	0	1	3	4.4
at Virginia Tech	01/19/13	8	0	2	.000	0	0	.000	0	0	.000	0	0	0	1.1	0	0	3	1	0	1	0	4.2
NC STATE	01/22/13	18	2	3	.667	0	0	.000	0	0	.000	0	1	1	1.1	3	0	2	1	0	1	4	4.2
at Georgia Tech	01/26/13	11	0	2	.000	0	0	.000	0	0	.000	0	0	0	1.1	3	0	0	1	0	2	0	3.9
DUKE	01/30/13	31*	2	2	1.000	0	0	.000	0	0	.000	0	0	0	1.0	3	0	5	3	0	2	4	4.0
at Maryland	02/02/13	22*	0	3	.000	0	2	.000	0	0	.000	0	0	0	1.0	1	0	4	2	0	1	0	3.8
at N. Carolina	02/05/13	21	1	1	1.000	0	0	.000	0	0	.000	2	0	2	1.0	3	0	5	4	0	0	2	3.7
FLORIDA STATE	02/09/13	16	0	2	.000	0	0	.000	0	0	.000	0	1	1	1.0	1	0	3	0	0	1	0	3.5
at Boston Coll.	2/13/13	14	1	1	1.000	0	0	.000	0	0	.000	0	0	0	1.0	2	0	1	2	0	1	2	3.5
GEORGIA TECH	02/16/13	12	0	5	.000	0	1	.000	0	0	.000	0	1	1	1.0	1	0	2	1	0	1	0	3.3
TOTALS		457	33	75	.440	0	5	.000	17	38	.447	8	16	24	1.0	54	1	53	40	10	29	83	3.3

*denotes starter

JONES' CAREER STATISTICS

Season	G	GS	MP	MPG	FG	FGA	PCT	3PT	3PA	PCT	FT	FTA	PCT	O-D-REB	AVG	PF-DQ	AS	TO	BS	ST	PTS	AVG
2012-13	25	3	457	18.3	33	75	.440	0	5	.000	17	38	.447	8-16-24	1.0	54-1	53	40	10	29	83	3.3
TOTAL	25	3	457	18.3	33	75	.440	0	5	.000	17	38	.447	8-16-24	1.0	54-1	53	40	10	29	83	3.3

JONES' CAREER ACC STATISTICS

Season	G	GS	MP	MPG	FG	FGA	PCT	3PT	3PA	PCT	FT	FTA	PCT	O-D-REB	AVG	PF-DQ	AS	TO	BS	ST	PTS	AVG
2012-13	13	2	232	17.8	13	36	.361	0	3	.000	1	4	.250	6-5-11	0.8	29-1	30	19	1	12	27	2.1
TOTAL	13	2	232	17.8	13	36	.361	0	3	.000	1	4	.250	6-5-11	0.8	29-1	30	19	1	12	27	2.1

TRAVIS 30 McKIE



#Twitterless

6-7, 220 ■ Junior ■ Forward
Richmond, Va. ■ John Marshall HS

Voted as a team captain by his teammates ... Veteran forward who has developed into one of the top all-around players in the ACC ... Earned honorable mention All-ACC honors in 2011-12 ... Has started every game for Wake Forest over the past three seasons ... A Freshman All-American in 2010-11 who became the 10th freshman in ACC history to lead his team in both scoring and rebounding ... Long, athletic wing who can finish in transition ... Terrific rebounder ... Able to knock down shots from beyond the arc.


McKIE'S 2012-13 SEASON HIGHLIGHTS:

- Fell just shy of a double-double with 11 points and nine rebounds in the season opener vs. Radford (Nov. 9) ... Added two assists.
- Had 16 points and eight rebounds vs. #23 UConn (Nov. 16) at the Paradise Jam ... Led the team with 13 points and seven rebounds the following night vs. Iona (Nov. 17).
- Led the Deacons to a comeback win vs. Mercer (Nov. 19), scoring 23 points with 15 rebounds and three steals ... Had the go-ahead baseline dunk with 18 seconds left ... Hit 11-of-14 from the free throw line ... Pulled down the 500th rebound of his career.
- Scored his 1,000th career point with a free throw vs. Nebraska (Nov. 27) ... Became the 23rd player in program history with 1,000 points and 500 rebounds.
- Finished with nine points and 10 rebounds vs. High Point (Dec. 5) ... Also added two assists, two blocks and two steals against the Panthers.
- Had 16 points on 7-of-13 shooting with seven rebounds, four steals and two assists vs. Seton Hall (Dec. 8).
- Finished with 16 points, six rebounds and two steals vs. Furman (Dec. 18).
- Led the team with 19 points on 7-of-13 shooting at UNCG (Dec. 22).
- Scored 19 points and had eight rebounds, two assists, two blocks and two steals vs. Xavier (Jan. 2).
- Posted his 14th career double-double with 22 points on 7-of-11 shooting and 11 rebounds at Duke (Jan. 5).
- Had 14 points, four rebounds, three assists, two blocks and two steals vs. Virginia (Jan. 9).
- Turned in 18 points on 6-of-11 shooting with four steals, three assists, three rebounds and a block vs. Boston College (Jan. 12).
- Posted a double-double of 12 points and 11 rebounds at Clemson (Jan. 15).
- Posted second straight double-double with 20 points and 15 rebounds at Virginia Tech (Jan. 19) ... Went 8-for-12 from the field, including 4-of-6 from 3-point.
- Scored 16 points and pulled down eight rebounds in an upset win over No. 18-ranked NC State (Jan. 22).
- Finished with 14 points, seven rebounds, two assists, two blocks and a steal vs. No. 5-ranked Duke (Jan. 30).
- Led the team with 15 points and six rebounds at Maryland (Feb. 2), while also going 3-for-5 from 3-point range.
- Scored a game-high 15 points on 5-of-9 shooting and had six rebounds, two steals and an assist vs. Florida State (Feb. 9).
- Had 11 points on 4-of-9 shooting with four rebounds and a steal at Boston College (Feb. 13).
- Scored 15 points and had six rebounds and two blocks vs. Georgia Tech (Feb. 16).

McKIE'S 2012-13 GAME-BY-GAME STATISTICS

Opponent	Date	Min	FG	FGA	Pct	3PT	3PA	Pct	FT	FTA	Pct	O	D	REB	Avg	PF	FO	AS	TO	BS	ST	TP	Avg
RADFORD	11/09/12	29*	4	8	.500	0	3	.000	3	4	.750	0	9	9	9.0	3	0	2	3	0	0	11	11.0
vs Connecticut	11/16/12	28*	4	10	.400	2	4	.500	6	8	.750	2	6	8	8.5	4	0	0	2	0	1	16	13.5
vs Iona	11/17/12	21*	3	7	.429	0	1	.000	7	7	1.000	4	3	7	8.0	3	0	0	4	0	1	13	13.3
vs Mercer	11/19/12	37*	6	12	.500	0	3	.000	11	14	.786	7	8	15	9.8	2	0	0	4	0	3	23	15.8
WM. & MARY	11/23/12	31*	4	10	.400	1	3	.333	6	11	.545	1	5	6	9.0	3	0	2	2	1	1	15	15.6
NEBRASKA	11/27/12	36*	2	11	.182	0	3	.000	4	4	1.000	2	5	7	8.7	4	0	0	2	1	1	8	14.3
at Richmond	12/01/12	27*	3	8	.375	2	2	1.000	1	2	.500	1	7	8	8.6	1	0	2	2	1	0	9	13.6
HIGH POINT	12/05/12	36*	3	8	.375	0	1	.000	3	3	1.000	1	9	10	8.8	2	0	2	1	2	2	9	13.0
SETON HALL	12/08/12	34*	7	13	.538	0	2	.000	2	3	.667	1	6	7	8.6	1	0	2	0	0	4	16	13.3
FURMAN	12/18/12	31*	5	8	.625	0	0	.000	6	7	.857	0	6	6	8.3	2	0	1	3	0	2	16	13.6
at UNCG	12/22/12	34*	7	13	.538	0	3	.000	5	7	.714	1	3	4	7.9	0	0	1	2	0	1	19	14.1
XAVIER	01/02/13	35*	5	15	.333	2	6	.333	7	9	.778	5	3	8	7.9	1	0	2	2	2	2	19	14.5
at Duke	01/05/13	38*	7	11	.636	1	1	1.000	7	9	.778	1	10	11	8.2	3	0	0	3	1	2	22	15.1
VIRGINIA	01/09/13	33*	4	10	.400	1	3	.333	5	5	1.000	1	3	4	7.9	1	0	3	0	2	2	14	15.0
BOSTON COLL.	01/12/13	36*	6	11	.545	3	5	.600	3	6	.500	1	2	3	7.5	2	0	3	2	1	4	18	15.2
at Clemson	01/15/13	25*	4	13	.308	0	1	.000	4	4	1.000	6	5	11	7.8	3	0	1	1	1	1	12	15.0
at Virginia Tech	01/19/13	34*	8	12	.667	4	6	.667	0	2	.000	5	10	15	8.2	1	0	2	2	1	1	20	15.3
NC STATE	01/22/13	33*	5	12	.417	1	3	.333	5	6	.833	2	6	8	8.2	3	0	1	1	1	1	16	15.3
at Georgia Tech	01/26/13	32*	4	8	.500	1	2	.500	1	1	1.000	1	4	5	8.0	3	0	0	2	1	1	10	15.1
DUKE	01/30/13	37*	5	12	.417	2	4	.500	2	2	1.000	0	7	7	8.0	1	0	2	0	2	1	14	15.0
at Maryland	02/02/13	27*	5	11	.455	3	5	.600	2	3	.667	4	2	6	7.9	2	0	0	1	0	0	15	15.0
at N. Carolina	02/05/13	25*	1	6	.167	0	4	.000	3	3	1.000	0	3	3	7.6	2	0	2	3	0	1	5	14.5
FLORIDA STATE	02/09/13	36*	5	9	.556	2	5	.400	3	4	.750	3	3	6	7.6	2	0	1	1	0	2	15	14.6
at Boston Coll.	2/13/13	31*	4	9	.444	2	6	.333	1	2	.500	0	4	4	7.4	3	0	0	3	0	1	11	14.4
GEORGIA TECH	02/16/13	36*	5	13	.385	2	6	.333	3	3	1.000	3	3	6	7.4	0	0	0	3	2	0	15	14.4
TOTALS		802	116	260	.446	29	82	.354	100	129	.775	52	132	184	7.4	52	0	29	49	19	35	361	14.4

*denotes starter



SEASON/CAREER HIGHS

POINTS

SEASON: 23, vs. Mercer (11/19/12)
CAREER: 25, four times
(last: at Maryland, 1/11/12)

REBOUNDS

SEASON: 15, two times
(last: at Virginia Tech, 1/19/13)
CAREER: 15, four times
(last: at Virginia Tech, 1/19/13)

OFFENSIVE REBOUNDS

SEASON: 7, vs. Mercer (11/19/12)
CAREER: 7, vs. Mercer (11/19/12)

ASSISTS

SEASON: 3, two times
(last: vs. Boston College, 1/12/13)
CAREER: 4, vs. Iowa (11/30/10)

STEALS

SEASON: 4, two times
(last: vs. Boston College, 1/12/13)
CAREER: 4, two times
(last: vs. Boston College, 1/12/13)

BLOCKED SHOTS

SEASON: 2, five times
(last: vs. Georgia Tech, 2/16/13)
CAREER: 3, four times
(last: at Boston College, 1/21/12)

FIELD GOALS

SEASON: 8, at Virginia Tech (1/19/13)
CAREER: 10, vs. Richmond (12/3/11)

FIELD GOAL ATTEMPTS

SEASON: 15, vs. Xavier (1/2/13)
CAREER: 18, at Boston College
(1/21/12)

FREE THROWS

SEASON: 11, vs. Mercer (11/19/12)
CAREER: 11, two times
(last: vs. Mercer, 11/19/12)

FREE THROW ATTEMPTS

SEASON: 14, vs. Mercer (11/19/12)
CAREER: 14, vs. Mercer (11/19/12)

3-POINT FIELD GOALS

SEASON: 4, at Virginia Tech (1/19/13)
CAREER: 4, three times
(last: at Virginia Tech, 1/19/13)

3-POINT FIELD GOAL ATTEMPTS

SEASON: 6, three times
(last: vs. Georgia Tech, 2/16/13)
CAREER: 6, four times
(last: vs. Georgia Tech, 2/16/13)

MINUTES PLAYED

SEASON: 38, at Duke (1/5/13)
CAREER: 39, two times
(last: at Maryland, 1/11/12)

McKIE'S CAREER STATISTICS

Season	G	GS	MP	MPG	FG	FGA	PCT	3PT	3PA	PCT	FT	FTA	PCT	O-D-REB	AVG	PF-DQ	AS	TO	BS	ST	PTS	AVG
2010-11	32	32	996	31.1	151	304	.497	17	56	.304	98	134	.731	80-167-247	7.7	68-1	31	63	32	29	417	13.0
2011-12	31	31	1070	34.5	175	366	.478	33	87	.379	115	156	.737	70-146-216	7.0	72-1	34	76	18	26	498	16.1
2012-13	25	25	802	32.1	116	260	.446	29	82	.354	100	129	.775	52-132-184	7.4	52-0	29	49	19	35	361	14.4
TOTAL	88	88	2868	32.6	442	930	.475	79	225	.351	313	419	.747	202-445-647	7.4	192-2	94	188	69	90	1276	14.5

McKIE'S CAREER ACC STATISTICS

Season	G	GS	MP	MPG	FG	FGA	PCT	3PT	3PA	PCT	FT	FTA	PCT	O-D-REB	AVG	PF-DQ	AS	TO	BS	ST	PTS	AVG
2010-11	16	16	509	31.8	76	160	.475	10	29	.345	35	49	.714	43-74-117	7.3	30-0	12	31	17	15	197	12.3
2011-12	16	16	547	34.2	80	183	.437	15	42	.357	50	69	.725	42-84-126	7.9	39-1	19	39	8	8	225	14.1
2012-13	13	13	423	32.5	63	137	.460	22	51	.431	39	50	.780	27-62-89	6.8	26-0	15	22	12	17	187	14.4
TOTAL	45	45	1479	32.9	219	480	.456	47	122	.385	124	168	.738	112-220-332	7.4	95-1	46	92	37	40	609	13.5

CODI 0 MILLER-McINTYRE

@CMMOnTheRise



6-3, 195 ■ Freshman ■ Guard
Concord, N.C. ■ Hargrave Military Acad.

Outstanding floor leader who can play both guard positions ... Very strong and quick ... Possesses a solid shooting range and can also drive the ball to the rim ... Great defender ... Teammate of classmate Andre Washington at Hargrave Military Academy, where he was coached by former Deacon A.W. Hamilton ... Joins Josh Howard (2000-03) and Trent Strickland (2003-06) as recent Hargrave products to play for the Deacons ... Also joins Ishmael Smith (2007-10) as recent Concord natives to play for Wake Forest.

MILLER-McINTYRE'S 2012-13 SEASON HIGHLIGHTS:

- Made his collegiate debut vs. Radford (Nov. 9) and finished with 10 points on 5-of-8 shooting to go along with three assists, three rebounds and a steal in 28 minutes.
- Turned in his first career 20-point game with a game-high 21 points vs. #23 UConn (Nov. 16) ... Went 9-for-16 from the field, including 3-for-6 from 3-point range, with a game-high five assists and a steal in 35 minutes ... Held his own in matchup with UConn point guard Ryan Boatright.
- Tied season-highs with three rebounds and a steal against William & Mary (Nov. 23).
- Scored 11 points on 5-of-8 shooting and led the team with three assists vs. Nebraska (Nov. 27).
- Had eight points, four rebounds and three assists vs. High Point (Dec. 5).
- Dished out a game-high five assists vs. Seton Hall (Dec. 8).
- Turned in four rebounds and four assists vs. Furman (Dec. 18).
- Dished out a game-high five assists and scored seven points at UNCG (Dec. 22).
- Scored 16 points on 6-of-7 shooting with three assists, two rebounds and a pair of 3-pointers vs. Xavier (Jan. 2).
- Made his ACC debut at No. 1-ranked Duke (Jan. 5) and finished with eight points and a pair of 3-pointers while battling early foul trouble.
- Scored eight points and dished out five assists with no turnovers vs. Boston College (Jan. 12).
- Scored nine points and had four assists with no turnovers at Virginia Tech (Jan. 19).
- Turned in 15 points on 6-of-10 shooting, including 2-for-3 from 3-point range, in an upset win over No. 18-ranked NC State (Jan. 22).
- Scored 14 points on 6-of-15 shooting, including 2-for-5 from 3-point range, at Maryland (Feb. 2).
- Scored 14 points on 6-of-10 shooting to go with three rebounds, two assists and a steal vs. Florida State (Feb. 9).
- Dished out a team-high four assists with no turnovers to go with six points and three rebounds at Boston College (Feb. 13).
- Finished with three assists and one turnover in 32 minutes vs. Georgia Tech (Feb. 16).



SEASON HIGHS

POINTS

SEASON: 21, vs. UConn (11/16/12)

REBOUNDS

SEASON: 4, four times
(last: vs. Virginia, 1/9/13)

OFFENSIVE REBOUNDS

SEASON: 2, at Duke (1/5/13)

ASSISTS

SEASON: 5, four times
(last: vs. Boston College, 1/12/13)

STEALS

SEASON: 2, at North Carolina (2/5/13)

BLOCKED SHOTS

SEASON: 0

FIELD GOALS

SEASON: 9, vs. UConn (11/16/12)

FIELD GOAL ATTEMPTS

SEASON: 16, vs. UConn (11/16/12)

FREE THROWS

SEASON: 4, vs. High Point (12/5/12)

FREE THROW ATTEMPTS

SEASON: 6, at Georgia Tech (1/26/13)

3-POINT FIELD GOALS

SEASON: 3, vs. UConn (11/16/12)

3-POINT FIELD GOAL ATTEMPTS

SEASON: 6, vs. UConn (11/16/12)

MINUTES PLAYED

SEASON: 35, two times
(last: at Boston College, 2/13/13)

MILLER-McINTYRE'S 2012-13 GAME-BY-GAME STATISTICS

Opponent	Date	Min	FG	FGA	Pct	3PT	3PA	Pct	FT	FTA	Pct	O	D	REB	Avg	PF	FO	AS	TO	BS	ST	TP	Avg
RADFORD	11/09/12	28*	5	8	.625	0	1	.000	0	0	.000	0	3	3	3.0	2	0	3	1	0	1	10	10.0
vs Connecticut	11/16/12	35*	9	16	.563	3	6	.500	0	0	.000	1	1	2	2.5	4	0	5	2	0	1	21	15.5
vs Iona	11/17/12	29*	2	7	.286	0	0	.000	0	0	.000	1	0	1	2.0	2	0	1	4	0	0	4	11.7
vs Mercer	11/19/12	26*	1	6	.167	0	1	.000	0	0	.000	0	1	1	1.8	3	0	3	2	0	0	2	9.3
WM. & MARY	11/23/12	33*	3	4	.750	2	2	1.000	0	0	.000	0	3	3	2.0	2	0	1	2	0	1	8	9.0
NEBRASKA	11/27/12	29*	5	8	.625	0	0	.000	1	1	1.000	1	2	3	2.2	5	1	3	1	0	0	11	9.3
at Richmond	12/01/12	30*	2	7	.286	1	2	.500	2	2	1.000	0	3	3	2.3	2	0	0	1	0	1	7	9.0
HIGH POINT	12/05/12	30*	2	6	.333	0	2	.000	4	4	1.000	1	3	4	2.5	0	0	3	3	0	0	8	8.9
SETON HALL	12/08/12	25*	1	6	.167	0	2	.000	0	0	.000	0	2	2	2.4	1	0	5	3	0	1	2	8.1
FURMAN	12/18/12	25*	3	6	.500	0	1	.000	0	0	.000	0	4	4	2.6	1	0	4	1	0	1	6	7.9
at UNCG	12/22/12	24*	2	6	.333	2	3	.667	1	2	.500	0	2	2	2.5	1	0	5	3	0	1	7	7.8
XAVIER	01/02/13	28*	6	7	.857	2	2	1.000	2	5	.400	0	2	2	2.5	3	0	3	1	0	0	16	8.5
at Duke	01/05/13	24*	3	11	.273	2	4	.500	0	1	.000	2	2	4	2.6	2	0	1	2	0	0	8	8.5
VIRGINIA	01/09/13	28*	2	6	.333	0	1	.000	0	0	.000	1	3	4	2.7	1	0	1	2	0	1	4	8.1
BOSTON COLL.	01/12/13	32*	4	12	.333	0	4	.000	0	0	.000	0	2	2	2.7	2	0	5	0	0	0	8	8.1
at Clemson	01/15/13	28*	1	7	.143	0	1	.000	0	0	.000	1	2	3	2.7	2	0	1	3	0	1	2	7.8
at Virginia Tech	01/19/13	29*	4	9	.444	0	2	.000	1	1	1.000	0	3	3	2.7	4	0	4	0	0	0	9	7.8
NC STATE	01/22/13	29*	6	10	.600	2	3	.667	1	2	.500	1	2	3	2.7	2	0	2	6	0	1	15	8.2
at Georgia Tech	01/26/13	35*	3	10	.300	0	1	.000	3	6	.500	2	0	2	2.7	2	0	3	1	0	0	9	8.3
DUKE	01/30/13	25*	3	7	.429	0	1	.000	0	0	.000	0	2	2	2.7	4	0	1	3	0	0	6	8.2
at Maryland	02/02/13	33*	6	15	.400	2	5	.400	0	0	.000	1	2	3	2.7	0	0	1	1	0	1	14	8.4
at N. Carolina	02/05/13	24*	2	9	.222	0	2	.000	0	0	.000	0	1	1	2.6	1	0	1	2	0	2	4	8.2
FLORIDA STATE	02/09/13	22*	6	10	.600	1	2	.500	1	3	.333	1	2	3	2.6	2	0	2	1	0	1	14	8.5
at Boston Coll.	2/13/13	35*	3	6	.500	0	1	.000	0	0	.000	0	3	3	2.6	3	0	4	0	0	0	6	8.4
GEORGIA TECH	02/16/13	32*	0	6	.000	0	3	.000	2	2	1.000	1	1	2	2.6	3	0	3	1	0	0	2	8.1
TOTALS		718	84	205	.410	17	52	.327	18	29	.621	14	51	65	2.6	54	1	65	46	0	14	203	8.1

*denotes starter

MILLER-McINTYRE'S CAREER STATISTICS

Season	G	GS	MP	MPG	FG	FGA	PCT	3PT	3PA	PCT	FT	FTA	PCT	O-D-REB	AVG	PF-DQ	AS	TO	BS	ST	PTS	AVG
2012-13	25	25	718	28.7	84	205	.410	17	52	.327	18	29	.621	14-51-65	2.6	54-1	65	46	0	14	203	8.1
TOTAL	25	25	718	28.7	84	205	.410	17	52	.327	18	29	.621	14-51-65	2.6	54-1	65	46	0	14	203	8.1

MILLER-McINTYRE'S CAREER ACC STATISTICS

Season	G	GS	MP	MPG	FG	FGA	PCT	3PT	3PA	PCT	FT	FTA	PCT	O-D-REB	AVG	PF-DQ	AS	TO	BS	ST	PTS	AVG
2012-13	13	13	376	28.9	43	118	.364	7	30	.233	8	15	.533	10-25-35	2.7	28-0	29	22	0	7	101	7.8
TOTAL	13	13	376	28.9	43	118	.364	7	30	.233	8	15	.533	10-25-35	2.7	28-0	29	22	0	7	101	7.8

AARON 33 ROUNTREE




@DeaconTREE33

6-8, 190 ■ Freshman ■ Forward
Wilson, N.C. ■ Greenfield School

Long and athletic forward who can play multiple positions on the floor ... Versatile offensive player with the ability to drive, shoot and pass ... Rebounds well from the weakside ... Frequently played point guard for his high school team and possesses the ability to handle the basketball.

ROUNTREE'S 2012-13 SEASON HIGHLIGHTS:

- Made his collegiate debut vs. Radford (Nov. 9) but did not record any statistics in three minutes on the court.
- Scored his first career bucket in nine minutes of action vs. Iona (Nov. 17) at the Paradise Jam.
- Had a breakout performance vs. William & Mary (Nov. 23), finishing with a team-high seven rebounds, five blocks, four points, two assists and two steals in 23 minutes off the bench.
- Had a productive night vs. Nebraska (Nov. 27), turning in seven points on 3-of-5 shooting, five rebounds, three blocks, two assists and a steal in 16 minutes off the bench.
- Finished with nine points, five rebounds, three blocks, two steals and an assist at Richmond (Dec. 1).
- Filled the stat sheet with 11 points on 4-of-4 shooting, three steals, two assists, two blocks and a pair of 3-pointers vs. High Point (Dec. 5).
- Turned in four points, three rebounds, three assists, a block and a steal vs. Seton Hall (Dec. 8).
- Scored six points on 3-of-4 shooting with four rebounds and three steals at UNCG (Dec. 22).
- Made his ACC debut at No. 1-ranked Duke (Jan. 5).
- Tallied four steals, including one with 47 seconds left and the Deacons leading by one, vs. Boston College (Jan. 12).
- Finished with two blocks, two rebounds and a steal in an upset win over No. 18-ranked NC State (Jan. 22).
- Had four points, two assists and a block vs. No. 5-ranked Duke (Jan. 30).
- Registered two blocks and pulled down four rebounds in five minutes off the bench vs. Florida State (Feb. 9).
- Turned in four points, four blocks, two rebounds and two steals in 15 minutes vs. Georgia Tech (Feb. 16).



SEASON HIGHS

POINTS

SEASON: 11, vs. High Point (12/5/12)

REBOUNDS

SEASON: 7, vs. Wm. & Mary (11/23/12)

OFFENSIVE REBOUNDS

SEASON: 3, at Richmond (12/1/12)

ASSISTS

SEASON: 3, vs. Seton Hall (12/8/12)

STEALS

SEASON: 4, vs. Boston Coll. (1/12/13)

BLOCKED SHOTS

SEASON: 5, vs. Wm. & Mary (11/23/12)

FIELD GOALS

SEASON: 4, vs. High Point (12/5/12)

FIELD GOAL ATTEMPTS

SEASON: 5, vs. Nebraska (11/27/12)

FREE THROWS

SEASON: 4, vs. Furman (12/18/12)

FREE THROW ATTEMPTS

SEASON: 6, vs. Furman (12/18/12)

3-POINT FIELD GOALS

SEASON: 2, vs. High Point (12/5/12)

3-POINT FIELD GOAL ATTEMPTS

SEASON: 3, vs. Seton Hall (12/8/12)

MINUTES PLAYED

SEASON: 23, vs. William & Mary (11/23/12)

ROUNTREE'S 2012-13 GAME-BY-GAME STATISTICS

Opponent	Date	Min	FG	FGA	Pct	3PT	3PA	Pct	FT	FTA	Pct	O	D	REB	Avg	PF	FO	AS	TO	BS	ST	TP	Avg
RADFORD	11/09/12	3	0	0	.000	0	0	.000	0	0	.000	0	0	0	0.0	0	0	0	0	0	0	0	0.0
vs Connecticut	11/16/12		DNP																				
vs Iona	11/17/12	9	1	4	.250	0	1	.000	0	0	.000	1	1	2	1.0	1	0	0	0	0	0	2	1.0
vs Mercer	11/19/12	0	0	0	.000	0	0	.000	0	0	.000	0	0	0	0.7	0	0	0	0	0	0	0	0.7
WM. & MARY	11/23/12	23	2	4	.500	0	1	.000	0	0	.000	2	5	7	2.3	3	0	2	0	5	2	4	1.5
NEBRASKA	11/27/12	16	3	5	.600	0	0	.000	1	1	1.000	2	3	5	2.8	2	0	2	2	3	1	7	2.6
at Richmond	12/01/12	16	3	3	1.000	1	1	1.000	2	3	.667	3	2	5	3.2	2	0	1	1	3	2	9	3.7
HIGH POINT	12/05/12	21	4	4	1.000	2	2	1.000	1	2	.500	0	1	1	2.9	2	0	2	1	2	3	11	4.7
SETON HALL	12/08/12	17	1	3	.333	1	3	.333	1	2	.500	0	3	3	2.9	2	0	3	2	1	1	4	4.6
FURMAN	12/18/12	19	0	0	.000	0	0	.000	4	6	.667	0	1	1	2.7	2	0	1	0	1	0	4	4.6
at UNCG	12/22/12	19	3	4	.750	0	1	.000	0	2	.000	1	3	4	2.8	3	0	1	1	0	3	6	4.7
XAVIER	01/02/13	7	0	1	.000	0	1	.000	0	1	.000	0	0	0	2.5	0	0	0	0	0	0	0	4.3
at Duke	01/05/13	6	0	1	.000	0	1	.000	0	1	.000	0	0	0	2.3	0	0	0	0	0	0	0	3.9
VIRGINIA	01/09/13	11	0	0	.000	0	0	.000	0	0	.000	0	0	0	2.2	0	0	1	0	1	0	0	3.6
BOSTON COLL.	01/12/13	7	1	2	.500	0	0	.000	0	0	.000	0	0	0	2.0	2	0	0	1	0	4	2	3.5
at Clemson	01/15/13	16	0	1	.000	0	0	.000	1	2	.500	0	3	3	2.1	2	0	0	1	0	0	1	3.3
at Virginia Tech	01/19/13	6	0	2	.000	0	0	.000	0	0	.000	1	1	2	2.1	1	0	1	0	0	0	0	3.1
NC STATE	01/22/13	13	0	0	.000	0	0	.000	0	0	.000	0	2	2	2.1	0	0	0	0	2	1	0	2.9
at Georgia Tech	01/26/13	8	0	1	.000	0	0	.000	0	0	.000	0	2	2	2.1	4	0	1	1	0	1	0	2.8
DUKE	01/30/13	11	1	1	1.000	0	0	.000	2	2	1.000	1	0	1	2.0	0	0	2	1	1	0	4	2.8
at Maryland	02/02/13	15	0	1	.000	0	0	.000	0	0	.000	0	1	1	2.0	2	0	0	0	0	1	0	2.7
at N. Carolina	02/05/13	4	0	0	.000	0	0	.000	0	0	.000	0	0	0	1.9	2	0	0	1	1	0	0	2.6
FLORIDA STATE	02/09/13	5	0	0	.000	0	0	.000	1	2	.500	0	4	4	2.0	2	0	0	1	2	0	1	2.5
at Boston Coll.	2/13/13	8	1	1	1.000	0	0	.000	0	0	.000	0	1	1	1.9	3	0	0	1	0	1	2	2.5
GEORGIA TECH	02/16/13	15	1	1	1.000	0	0	.000	2	2	1.000	1	1	2	1.9	3	0	0	2	4	2	4	2.5
TOTALS		275	21	39	.538	4	11	.364	15	26	.577	12	34	46	1.9	38	0	17	16	26	22	61	2.5

ROUNTREE'S CAREER STATISTICS

Season	G	GS	MP	MPG	FG	FGA	PCT	3PT	3PA	PCT	FT	FTA	PCT	O-D-REB	AVG	PF-DQ	AS	TO	BS	ST	PTS	AVG
2012-13	24	0	275	11.5	21	39	.538	4	11	.364	15	26	.577	12-34-46	1.9	38-0	17	16	26	22	61	2.5
TOTAL	24	0	275	11.5	21	39	.538	4	11	.364	15	26	.577	12-34-46	1.9	38-0	17	16	26	22	61	2.5

ROUNTREE'S CAREER ACC STATISTICS

Season	G	GS	MP	MPG	FG	FGA	PCT	3PT	3PA	PCT	FT	FTA	PCT	O-D-REB	AVG	PF-DQ	AS	TO	BS	ST	PTS	AVG
2012-13	13	0	125	9.6	4	11	.364	0	1	.000	6	9	.667	3-15-18	1.4	21-0	5	9	11	10	14	1.1
TOTAL	13	0	125	9.6	4	11	.364	0	1	.000	6	9	.667	3-15-18	1.4	21-0	5	9	11	10	14	1.1

DEVIN THOMAS




@Devin_Thomas2

6-9, 240 ■ Freshman ■ Forward
Harrisburg, Pa. ■ Central Dauphin HS

High energy player who thrives in the low post ... Lefty who uses his strength to gain position and score in the paint ... Great rebounder ... Possesses good footwork for a big man ... Received national acclaim for breaking a backboard on a dunk during a high school game last season ... Younger brother of Maryland's Alyssa Thomas, who was the 2012 ACC Women's Basketball Player of the Year.

THOMAS' 2012-13 SEASON HIGHLIGHTS:

- Made his collegiate debut vs. Radford (Nov. 9) and just missed a double-double with 10 points and eight rebounds ... Went 4-for-6 from the field and also added two assists and a steal.
- Had a productive night vs. #23 UConn (Nov. 16) with seven points, seven rebounds, three assists and two blocks ... Turned in nine points and seven rebounds the following night vs. Iona (Nov. 17) ... Finished the Paradise Jam with five points, five rebounds (four offensive), three steals and two blocks vs. Mercer (Nov. 19).
- Led the team with 11 points on 3-of-4 shooting to go along with six rebounds at Richmond (Dec. 1).
- Filled the stat sheet with five points, four rebounds, three assists, two steals and a block vs. High Point (Dec. 5).
- Turned in four points, four rebounds, four blocks, two assists and two steals vs. Seton Hall (Dec. 8).
- Had seven points and a team-high seven rebounds with two assists and two blocks vs. Furman (Dec. 18).
- Scored 12 points on 4-of-6 shooting and had a team-best six rebounds with two assists and a block at UNCG (Dec. 22).
- Pulled down 14 rebounds and also had seven points, two steals, a block and an assist vs. Xavier (Jan. 2).
- Made his ACC debut at No. 1-ranked Duke (Jan. 5) and led the team with 12 rebounds.
- Had eight rebounds, three blocks and two assists vs. Virginia (Jan. 9).
- Pulled down 11 rebounds and had six points, three assists, two blocks and two steals vs. Boston College (Jan. 12).
- Scored eight points on 5-of-8 shooting with eight rebounds and a steal at Virginia Tech (Jan. 19).
- Led the Deacons to an upset win over No. 18-ranked NC State (Jan. 22) with 25 points on 10-of-13 shooting and 14 rebounds, including nine offensive, for his first career double-double ... Added team-highs of four assists, four blocks and three steals in 37 minutes.
- Finished with eight points, 13 rebounds, five blocks and a steal at Georgia Tech (Jan. 26).
- Led the team with 15 points on 7-of-10 shooting to go with six rebounds and two assists vs. No. 5-ranked Duke (Jan. 30).
- Scored 12 points on 6-of-9 shooting at Maryland (Feb. 2).
- Posted a double-double with 11 points on 4-of-8 shooting and a game-high 13 rebounds at North Carolina (Feb. 5).
- Finished with eight rebounds, seven points, four steals, three assists and two steals vs. Florida State (Feb. 9).
- Pulled down a game-high nine rebounds to go with five points, two blocks and a steal at Boston College (Feb. 13).
- Fell just shy of a double-double with nine points and 12 rebounds vs. Georgia Tech (Feb. 16).



SEASON HIGHS

POINTS

SEASON: 25, vs. NC State (1/22/13)

REBOUNDS

SEASON: 14, two times
(last: vs. NC State, 1/22/13)

OFFENSIVE REBOUNDS

SEASON: 9, vs. NC State (1/22/13)

ASSISTS

SEASON: 4, vs. NC State (1/22/13)

STEALS

SEASON: 4, vs. Florida State (2/9/13)

BLOCKED SHOTS

SEASON: 5, at Georgia Tech (1/26/13)

FIELD GOALS

SEASON: 10, vs. NC State (1/22/13)

FIELD GOAL ATTEMPTS

SEASON: 13, vs. NC State (1/22/13)

FREE THROWS

SEASON: 6, at Richmond (12/1/12)

FREE THROW ATTEMPTS

SEASON: 11, vs. NC State (1/22/13)

3-POINT FIELD GOALS

SEASON: 0

3-POINT FIELD GOAL ATTEMPTS

SEASON: 0

MINUTES PLAYED

SEASON: 37, vs. NC State (1/22/13)

THOMAS' 2012-13 GAME-BY-GAME STATISTICS

Opponent	Date	Min	FG	FGA	Pct	3PT	3PA	Pct	FT	FTA	Pct	O	D	REB	Avg	PF	FO	AS	TO	BS	ST	TP	Avg
RADFORD	11/09/12	29*	4	6	.667	0	0	.000	2	5	.400	3	5	8	8.0	2	0	2	3	0	1	10	10.0
vs Connecticut	11/16/12	32*	3	5	.600	0	0	.000	1	5	.200	2	5	7	7.5	1	0	3	0	2	0	7	8.5
vs Iona	11/17/12	23*	3	10	.300	0	0	.000	3	4	.750	3	4	7	7.3	2	0	1	3	0	0	9	8.7
vs Mercer	11/19/12	21*	2	8	.250	0	0	.000	1	4	.250	4	1	5	6.8	2	0	0	0	2	3	5	7.8
WM. & MARY	11/23/12	12*	0	1	.000	0	0	.000	2	4	.500	3	2	5	6.4	3	0	0	2	1	0	2	6.6
NEBRASKA	11/27/12	12*	0	2	.000	0	0	.000	0	0	.000	0	0	0	5.3	0	0	0	1	1	1	0	5.5
at Richmond	12/01/12	21*	3	4	.750	0	0	.000	5	6	.833	1	5	6	5.4	4	0	0	2	0	0	11	6.3
HIGH POINT	12/05/12	22*	2	7	.286	0	0	.000	1	2	.500	1	3	4	5.3	1	0	3	5	1	2	5	6.1
SETON HALL	12/08/12	29*	2	5	.400	0	0	.000	0	0	.000	1	3	4	5.1	2	0	2	3	4	2	4	5.9
FURMAN	12/18/12	23*	3	5	.600	0	0	.000	1	1	1.000	0	7	7	5.3	1	0	2	1	2	0	7	6.0
at UNCG	12/22/12	29*	4	6	.667	0	0	.000	4	5	.800	1	5	6	5.4	1	0	2	0	1	0	12	6.5
XAVIER	01/02/13	33*	3	7	.429	0	0	.000	1	6	.167	4	10	14	6.1	2	0	1	2	1	2	7	6.6
at Duke	01/05/13	25*	0	4	.000	0	0	.000	0	0	.000	2	10	12	6.5	4	0	1	6	0	0	0	6.1
VIRGINIA	01/09/13	26*	1	1	1.000	0	0	.000	0	0	.000	1	7	8	6.6	3	0	2	5	3	0	2	5.8
BOSTON COLL.	01/12/13	32*	2	5	.400	0	0	.000	2	5	.400	5	6	11	6.9	2	0	3	2	2	2	6	5.8
at Clemson	01/15/13	20*	5	8	.625	0	0	.000	1	2	.500	3	3	6	6.9	4	0	0	3	1	0	11	6.1
at Virginia Tech	01/19/13	34*	5	8	.625	0	0	.000	2	4	.500	3	5	8	6.9	1	0	0	1	0	1	12	6.5
NC STATE	01/22/13	37*	10	13	.769	0	0	.000	5	11	.455	9	5	14	7.3	3	0	4	1	4	3	25	7.5
at Georgia Tech	01/26/13	32*	3	10	.300	0	0	.000	2	4	.500	6	7	13	7.6	2	0	0	7	5	1	8	7.5
DUKE	01/30/13	25*	7	10	.700	0	0	.000	1	3	.333	2	4	6	7.6	4	0	2	2	0	0	15	7.9
at Maryland	02/02/13	22*	6	9	.667	0	0	.000	0	3	.000	1	1	2	7.3	4	0	1	3	0	0	12	8.1
at N. Carolina	02/05/13	28*	4	8	.500	0	0	.000	3	7	.429	4	9	13	7.5	1	0	0	4	1	1	11	8.2
FLORIDA STATE	02/09/13	30*	2	6	.333	0	0	.000	3	6	.500	3	5	8	7.6	2	0	3	2	2	4	7	8.2
at Boston Coll.	2/13/13	36*	2	7	.286	0	0	.000	1	1	1.000	2	7	9	7.6	1	0	0	1	2	1	5	8.0
GEORGIA TECH	02/16/13	33*	3	6	.500	0	0	.000	3	3	1.000	1	11	12	7.8	2	0	0	3	0	0	9	8.1
TOTALS		666	79	161	.491	0	0	.000	44	91	.484	65	130	195	7.8	54	0	32	62	35	24	202	8.1

*denotes starter

THOMAS' CAREER STATISTICS

Season	G	GS	MP	MPG	FG	FGA	PCT	3PT	3PA	PCT	FT	FTA	PCT	O-D-REB	AVG	PF-DQ	AS	TO	BS	ST	PTS	AVG
2012-13	25	25	666	26.6	79	161	.491	0	0	.000	44	91	.484	65-130-195	7.8	54-0	32	62	35	24	202	8.1
TOTAL	25	25	666	26.6	79	161	.491	0	0	.000	44	91	.484	65-130-195	7.8	54-0	32	62	35	24	202	8.1

THOMAS' CAREER ACC STATISTICS

Season	G	GS	MP	MPG	FG	FGA	PCT	3PT	3PA	PCT	FT	FTA	PCT	O-D-REB	AVG	PF-DQ	AS	TO	BS	ST	PTS	AVG
2012-13	13	13	380	29.2	50	95	.526	0	0	.000	23	49	.469	42-80-122	9.4	33-0	16	40	20	13	123	9.5
TOTAL	13	13	380	29.2	50	95	.526	0	0	.000	23	49	.469	42-80-122	9.4	33-0	16	40	20	13	123	9.5

ANDRE 31 WASHINGTON

@NBDre31




7-0, 220 ■ Freshman ■ Center
Roanoke, Va. ■ Hargrave Military Acad.

True seven-footer who excels with his back to the basket ... Has the unique ability to alter or block shots around the rim ... Extremely long and has great hands ... Teammate of classmate Codi Miller-McIntyre at Hargrave Military Academy, where he was coached by former Deacon A.W. Hamilton ... Joins Josh Howard (2000-03) and Trent Strickland (2003-06) as recent Hargrave products to play for the Deacons.

WASHINGTON'S 2012-13 SEASON HIGHLIGHTS:

- Played five minutes in the exhibition game vs. Rollins (Nov. 2) and had two points and an offensive rebound in five minutes on the court.
- Did not see action in the season opener vs. Radford (Nov. 9).
- Made his collegiate debut vs. #23 UConn (Nov. 16) at the Paradise Jam ... Saw three minutes of action in the game.
- Pulled down a pair of rebounds vs. Iona (Nov. 17) at the Paradise Jam.
- Scored his first career points with a pair of free throws vs. Nebraska (Nov. 27) ... Also had a block in the game.
- Made his first career field goal on his first attempt for two points at Richmond (Dec. 1).
- Scored two points and had two rebounds in 13 minutes vs. Furman (Dec. 18).
- Made his ACC debut at No. 1-ranked Duke (Jan. 5) and pulled down one rebound in six minutes off the bench.
- Registered a block in two minutes off the bench in an upset win over No. 18-ranked NC State (Jan. 22).
- Went 3-for-4 at the free throw line to score three points at Georgia Tech (Jan. 26).
- Saw 13 minutes of action at Maryland (Feb. 2) and went 1-for-2 at the free throw line for his only points.
- Scored five points on 2-of-2 shooting, pulled down two rebounds and nailed his only free throw attempt at North Carolina (Feb. 5).
- Pulled down two rebounds and had a block vs. Florida State (Feb. 9).
- Had a rebound and a block vs. Georgia Tech (Feb. 16).



SEASON HIGHS

POINTS

SEASON: 5, at North Carolina (2/5/13)

REBOUNDS

SEASON: 2, four times
(last: vs. Florida State, 2/9/13)

OFFENSIVE REBOUNDS

SEASON: 0

ASSISTS

SEASON: 0

STEALS

SEASON: 0

BLOCKED SHOTS

SEASON: 1, four times
(last: vs. Georgia Tech, 2/16/13)

FIELD GOALS

SEASON: 2, at North Carolina (2/5/13)

FIELD GOAL ATTEMPTS

SEASON: 3, vs. Furman (12/18/12)

FREE THROWS

SEASON: 3, at Georgia Tech (1/26/13)

FREE THROW ATTEMPTS

SEASON: 4, at Georgia Tech (1/26/13)

3-POINT FIELD GOALS

SEASON: 0

3-POINT FIELD GOAL ATTEMPTS

SEASON: 0

MINUTES PLAYED

SEASON: 13, two times
(last: at Maryland, 2/2/13)

WASHINGTON'S 2012-13 GAME-BY-GAME STATISTICS

Opponent	Date	Min	FG	FGA	Pct	3PT	3PA	Pct	FT	FTA	Pct	O	D	REB	Avg	PF	FO	AS	TO	BS	ST	TP	Avg
RADFORD	11/09/12				DNP																		
vs Connecticut	11/16/12	3	0	0	.000	0	0	.000	0	0	.000	0	0	0	0.0	0	0	0	1	0	0	0	0 0.0
vs Iona	11/17/12	2	0	0	.000	0	0	.000	0	0	.000	0	2	2	1.0	0	0	0	0	0	0	0	0 0.0
vs Mercer	11/19/12				DNP																		
WM. & MARY	11/23/12				DNP																		
NEBRASKA	11/27/12	7	0	0	.000	0	0	.000	2	2	1.000	0	0	0	0.7	1	0	0	0	1	0	2	0.7
at Richmond	12/01/12	2	1	1	1.000	0	0	.000	0	0	.000	0	0	0	0.5	2	0	0	0	0	0	2	1.0
HIGH POINT	12/05/12	2	0	1	.000	0	0	.000	0	0	.000	0	0	0	0.4	0	0	0	0	0	0	0	0.8
SETON HALL	12/08/12				DNP																		
FURMAN	12/18/12	13	1	3	.333	0	0	.000	0	0	.000	0	2	2	0.7	2	0	0	0	0	0	2	1.0
at UNCG	12/22/12				DNP																		
XAVIER	01/02/13				DNP																		
at Duke	01/05/13	6	0	1	.000	0	0	.000	0	0	.000	1	0	1	0.7	1	0	0	0	0	0	0	0.9
VIRGINIA	01/09/13				DNP																		
BOSTON COLL.	01/12/13				DNP																		
at Clemson	01/15/13	5	0	0	.000	0	0	.000	0	0	.000	0	0	0	0.6	1	0	0	0	0	0	0	0.8
at Virginia Tech	01/19/13				DNP																		
NC STATE	01/22/13	2	0	1	.000	0	0	.000	0	0	.000	0	0	0	0.6	0	0	0	0	1	0	0	0.7
at Georgia Tech	01/26/13	4	0	0	.000	0	0	.000	3	4	.750	0	0	0	0.5	1	0	0	1	0	0	3	0.9
DUKE	01/30/13				DNP																		
at Maryland	02/02/13	13	0	1	.000	0	0	.000	1	2	.500	0	0	0	0.5	0	0	0	0	0	0	1	0.9
at N. Carolina	02/05/13	6	2	2	1.000	0	0	.000	1	1	1.000	0	2	2	0.6	2	0	0	0	0	0	5	1.3
FLORIDA STATE	02/09/13	8	0	0	.000	0	0	.000	0	1	.000	1	1	2	0.7	3	0	0	1	1	0	0	1.2
at Boston Coll.	02/13/13				DNP																		
GEORGIA TECH	02/16/13	3	0	0	.000	0	0	.000	0	0	.000	0	1	1	0.7	1	0	0	0	1	0	0	1.1
TOTALS		76	4	10	.400	0	0	.000	7	10	.700	2	8	10	0.7	14	0	0	3	4	0	15	1.1

WASHINGTON'S CAREER STATISTICS

Season	G	GS	MP	MPG	FG	FGA	PCT	3PT	3PA	PCT	FT	FTA	PCT	O-D-REB	AVG	PF-DQ	AS	TO	BS	ST	PTS	AVG
2012-13	14	0	76	5.4	4	10	.400	0	0	.000	7	10	.700	2-8-10	0.7	14-0	0	3	4	0	15	1.1
TOTAL	14	0	76	5.4	4	10	.400	0	0	.000	7	10	.700	2-8-10	0.7	14-0	0	3	4	0	15	1.1

WASHINGTON'S CAREER ACC STATISTICS

Season	G	GS	MP	MPG	FG	FGA	PCT	3PT	3PA	PCT	FT	FTA	PCT	O-D-REB	AVG	PF-DQ	AS	TO	BS	ST	PTS	AVG
2012-13	8	0	47	5.9	2	5	.400	0	0	.000	5	8	.625	2-4-6	0.8	9-0	0	2	3	0	9	1.1
TOTAL	8	0	47	5.9	2	5	.400	0	0	.000	5	8	.625	2-4-6	0.8	9-0	0	2	3	0	9	1.1

OPONENTS' SCHEDULES & RESULTS

Boston College (12-14, 4-9 Acc)

N11	FIU	W, 84-70
N15	vs. Baylor ^	L, 74-84
N16	vs. Dayton ^	L, 71-87
N18	vs. Coll. Charleston	L, 67-71
N21	Auburn	W, 50-49
N25	Bryant	L, 54-56
N28	@Penn State	W, 73-61
D4	Harvard	L, 63-79
D8	St. Francis (N.Y.)	W, 72-64
D16	New Hampshire	W, 61-59 (ot)
D22	Providence	W, 71-68
D29	Holy Cross	W, 70-60
D31	Dartmouth	W, 79-58
J5	NC State	L, 73-78
J9	@Virginia Tech	W, 86-75
J12	@Wake Forest	L, 72-75
J16	Miami	L, 59-60
J22	@Maryland	L, 59-64
J26	@Virginia	L, 51-65
J29	North Carolina	L, 70-82
F2	Clemson	W, 75-68
F5	@Miami	L, 50-72
F10	Duke	L, 61-62
F13	Wake Forest	W, 66-63
F16	@Florida State	L, 66-69
F19	Maryland	W, 69-58
F24	@Duke	2:00
F27	@NC State	8:00
M3	Virginia	4:00
M5	@Clemson	7:00
M9	Georgia Tech	12:00

^ Charleston Classic (Charleston, SC)

Clemson (13-12, 5-8 Acc)

N12	Presbyterian	W, 77-44
N16	@Furman	W, 72-55
N22	vs. Gonzaga ^	L, 49-57
N23	vs. UTEP ^	W, 69-48
N25	vs. Marist ^	W, 59-44
N28	Purdue	L, 61-73
D2	@South Carolina	W, 64-55
D8	Arizona	L, 54-66
D15	Florida A&M	W, 80-57
D19	@Coastal Carolina	L, 46-69
D23	S.C. State	W, 77-41
J1	Citadel	W, 92-51
J5	Florida State	L, 66-71
J8	@Duke	L, 40-68
J12	Virginia	W, 59-44
J15	Wake Forest	W, 60-44
J20	@NC State	L, 62-66
J24	@Florida State	L, 57-60
J27	Virginia Tech	W, 77-70
J29	Georgia Tech	W, 63-60
F2	@Boston College	L, 68-75
F7	@Virginia	L, 41-78
F10	NC State	L, 57-58
F14	@Georgia Tech	W, 56-53
F17	Miami	L, 43-45
F23	@Maryland	12:00
F28	North Carolina	7:00
M2	@Virginia Tech	8:00
M5	Boston College	7:00
M9	@Miami	2:30

^ Old Spice Classic (Orlando, FL)

Connecticut (18-7, 8-5 BIG EAST)

N9	Michigan State	W, 66-62
N13	Vermont	W, 67-49
N16	vs. Wake Forest ^	W, 77-71
N17	vs. Quinnipiac ^	W, 89-83 (2ot)
N19	vs. New Mexico ^	L, 60-66
N25	Stony Brook	W, 73-62
N29	New Hampshire	W, 61-53
D4	vs. NC State %	L, 65-69
D7	Harvard	W, 57-49
D17	Md.-Eastern Shore	W, 84-50
D21	Fordham	W, 88-73

D29	Washington	W, 61-53
J1	@Marquette	L, 76-82 (ot)
J8	DePaul	W, 99-78
J12	@Notre Dame	W, 65-58
J14	Louisville	L, 58-73
J19	@Pittsburgh	L, 61-69
J27	Rutgers	W, 66-54
J31	@Providence	W, 82-79 (ot)
F3	South Florida	W, 69-64
F6	@St. John's	L, 65-71
F10	@Seton Hall	W, 78-67
F13	Syracuse	W, 66-58
F16	Villanova	L, 61-70
F21	Cincinnati	W, 73-66 (ot)
F23	@DePaul	8:00
F27	Georgetown	7:00
M2	@Cincinnati	2:00
M6	@South Florida	9:00
M9	Providence	12:00

^ Paradise Jam (St. Thomas, USVI)
% Jimmy V Classic (New York, NY)

Duke (23-3, 10-3 Acc)

N9	Georgia State	W, 74-55
N13	vs. Kentucky ^	W, 75-68
N18	Florida Gulf Coast	W, 88-67
N22	vs. Minnesota %	W, 89-71
N23	vs. VCU %	W, 67-58
N25	vs. Louisville %	W, 76-71
N28	Ohio State	W, 73-68
D1	Delaware	W, 88-50
D8	vs. Temple	W, 90-67
D19	Cornell	W, 88-47
D20	Elon	W, 76-54
D29	Santa Clara	W, 90-77
J2	@Davidson	W, 67-50
J5	Wake Forest	W, 80-62
J8	Clemson	W, 68-40
J12	@NC State	L, 76-84
J17	Georgia Tech	W, 73-57
J23	@Miami	L, 63-90
J26	Maryland	W, 84-64
J30	@Wake Forest	W, 75-70
F2	@Florida State	W, 79-60
F7	NC State	W, 98-85
F10	@Boston College	W, 62-61
F13	North Carolina	W, 73-68
F16	@Maryland	L, 81-83
F21	@Virginia Tech	W, 88-56
F24	Boston College	2:00
F28	@Virginia	9:00
M2	Miami	6:00
M5	Virginia Tech	7:00
M9	@North Carolina	9:00

^ Champions Classic (Atlanta, GA)
% Battle 4 Atlantis (Nassau, Bahamas)

Florida State (14-12, 6-7 Acc)

N9	South Alabama	L, 71-76
N12	Buffalo	W, 95-68
N16	vs. BYU ^	W, 88-70
N17	vs. St. Joseph's ^	W, 73-66
N21	North Florida	W, 75-67
N27	Minnesota	L, 68-77
D2	Mercer	L, 56-61
D5	Florida	L, 47-72
D9	Maine	W, 91-59
D17	La.-Monroe	W, 63-48
D22	@Charlotte	W, 79-76
D29	vs. Tulsa %	W, 82-63
J2	@Auburn	L, 72-78
J5	@Clemson	W, 71-66
J9	@Maryland	W, 65-62
J12	North Carolina	L, 72-77
J19	@Virginia	L, 36-56
J24	Clemson	W, 60-57
J27	@Miami	L, 47-71
J30	Maryland	W, 73-71
F2	Duke	L, 60-79

F5	@Georgia Tech	W, 56-54
F9	@Wake Forest	L, 46-71
F13	Miami	L, 68-74
F16	Boston College	W, 69-66
F19	@NC State	L, 66-84
F24	@Virginia Tech	6:00
F26	Wake Forest	9:00
M3	@North Carolina	2:00
M7	Virginia	7:00
M9	NC State	2:00

^ Coaches v Cancer Classic (Brooklyn, NY)
% Orange Bowl Classic (Ft. Lauderdale, FL)

Furman (6-20, 3-12 socon)

N10	Columbia	L, 47-68
N13	Southern Wesleyan	W, 90-71
N16	Clemson	L, 55-72
N19	Brevard	W, 76-53
N25	@Mercer	L, 46-73
N28	Western Carolina	L, 65-79
D1	@Loyola (IL)	L, 50-77
D9	Presbyterian	W, 81-57
D15	@Auburn	L, 50-64
D18	@Wake Forest	L, 55-79
D22	@Jacksonville	L, 53-65
D30	@SMU	L, 53-72
J5	@Coll. of Charleston	L, 56-60
J12	Davidson	L, 73-81
J14	Wofford	W, 69-65
J17	@Elon	L, 59-73
J20	@UNC Greensboro	W, 69-61
J24	@Wofford	L, 50-63
J31	Georgia Southern	W, 81-74
F2	Citadel	L, 79-84
F7	UNC Greensboro	L, 65-88
F9	Elon	L, 60-64
F11	@Appalachian State	L, 66-72
F14	@Chattanooga	L, 49-83
F16	Samford	L, 53-64
F20	@Davidson	L, 36-73
F23	@Georgia Southern	7:00
F28	@Citadel	7:05
M2	College of Charleston	4:00

Georgia Tech (14-11, 4-9 Acc)

N9	Tulane	W, 79-61
N14	Presbyterian	W, 52-38
N22	vs. Rice ^	W, 54-36
N24	vs. California ^	L, 57-68
N25	vs. St. Mary's ^	W, 65-56
N28	@Illinois	L, 62-75
D4	Georgia	W, 62-54
D8	UNC Wilmington	W, 73-66
D17	Alabama State	W, 75-41
D22	Citadel	W, 73-41
D29	Fordham	W, 73-48
J2	Chattanooga	W, 74-58
J5	Miami	L, 49-62
J9	@NC State	L, 70-83
J12	Virginia Tech	L, 65-70
J17	@Duke	L, 57-73
J23	@North Carolina	L, 63-79
J26	Wake Forest	W, 82-62
J29	@Clemson	L, 60-63
F3	Virginia	W, 66-60
F5	Florida State	L, 54-56
F9	@Virginia Tech	W, 64-54
F14	Clemson	L, 53-56
F16	@Wake Forest	W, 57-56
F19	North Carolina	L, 58-70
F24	@Virginia	2:00
F27	Maryland	8:00
M3	NC State	6:00
M6	@Miami	9:00
M9	@Boston College	12:00

^ DirecTV Classic (Anaheim, CA)

High Point (16-10, 11-3 BIG SOUTH)

N9	UNC Greensboro	W, 81-73
N13	@Appalachian St.	W, 86-84
N17	William & Mary	L, 61-83
N21	St. Andrews	W, 93-62
N25	@Indiana State	L, 62-76
N29	@Western Michigan	L, 53-54
D2	Johnson & Wales	W, 99-36
D5	@Wake Forest	L, 60-71
D16	Western Michigan	L, 64-70
D21	Eastern Kentucky	L, 70-73
D28	@Chattanooga ^	L, 61-68
D29	vs. Austin Peay ^	W, 76-74
J5	@Winthrop	W, 74-61
J9	@Radford	L, 54-59
J12	Gardner-Webb	W, 70-64
J16	Liberty	W, 77-72
J19	@Charleston South.	L, 75-83
J23	VMI	W, 96-69
J26	@UNC Asheville	L, 58-69
J30	Longwood	W, 88-60
F2	Presbyterian	W, 78-68
F6	@Campbell	W, 58-52
F9	Coastal Carolina	W, 74-62
F13	@Longwood	W, 82-53
F16	@Liberty	W, 73-68
F19	@VMI	W, 78-67
F27	Radford	7:00
M2	Campbell	4:00

^ Dr. Pepper Classic (Chattanooga, TN)

Iona (15-12, 9-7 MAAC)

N9	Denver	W, 65-58
N16	vs. Quinnipiac ^	L, 92-98 (ot)
N17	vs. Wake Forest ^	W, 94-68
N19	vs. UIC ^	L, 81-86
N28	Niagara	W, 83-72
D5	@St. Peter's	L, 62-64
D8	vs. Rutgers %	L, 73-81
D15	@Georgia	W, 81-78
D18	Liberty	W, 87-69
D20	@La Salle	L, 74-88
D23	Norfolk State	W, 100-72
D28	@Saint Joseph's	L, 91-96
D31	@St. Bonaventure	W, 93-74
J4	@Siena	W, 66-62
J6	Manhattan	W, 78-70
J10	@Marist	W, 86-82
J13	Canisius	W, 97-87
J18	Fairfield	W, 84-73
J20	@Rider	L, 62-67
J25	St. Peter's	W, 90-71
J27	@Loyola Maryland	W, 79-71
J31	@Niagara	L, 90-93 (ot)
F2	@Canisius	L, 74-77
F7	Marist	L, 104-105 (2ot)
F9	Rider	W, 78-71
F15	@Manhattan	L, 73-74 (2ot)
F18	@Fairfield	L, 64-66
M1	Loyola Maryland	7:00
M3	Siena	2:00

^ Paradise Jam (St. Thomas, USVI)
% MSG Holiday Festival (New York, NY)

Maryland (18-8, 6-7 Acc)

N9	vs. Kentucky ^	L, 69-72
N12	Morehead State	W, 67-45
N16	Long Island	W, 91-74
N20	Lafayette	W, 83-74
N24	Georgia Southern	W, 70-53
N27	@Northwestern	W, 77-57
D2	vs. George Mason %	W, 69-62
D5	Md.-Eastern Shore	W, 100-68
D8	S.C. State	W, 61-46
D12	Monmouth	W, 71-38
D21	Stony Brook	W, 76-59
D29	Delaware State	W, 79-50
J1	IUPUI	W, 81-63
J5	Virginia Tech	W, 94-71
J9	Florida State	L, 62-65
J13	@Miami	L, 47-54
J16	NC State	W, 51-50
J19	@North Carolina	L, 52-62

J22	Boston College	W, 64-59
J26	@Duke	L, 64-84
J30	@Florida State	L, 71-73
F2	Wake Forest	W, 86-60
F7	@Virginia Tech	W, 60-55
F10	Virginia	L, 69-80
F16	Duke	W, 83-81
F19	@Boston College	L, 58-69
F23	Clemson	12:00
F27	@Georgia Tech	8:00
M2	@Wake Forest	12:00
M6	North Carolina	7:00
M10	@Virginia	6:00

^ Barclays Center Classic (Brooklyn, NY)
% BB&T Classic (Washington, DC)

Mercer (19-9, 12-3 ATLANTIC SUN)

N10	Sewanee	W, 65-36
N12	Oglethorpe	W, 70-25
N16	vs. Georgia Mason ^	L, 49-52
N17	vs. UIC ^	L, 36-62
N19	vs. Wake Forest ^	L, 71-74
N25	Furman	W, 73-46
N28	@New Mexico	L, 58-76
D2	@Florida State	W, 61-56
D5	@Denver	L, 40-69
D8	Alabama A&M	W, 65-46
D16	@Chattanooga	W, 63-53
D18	@Georgia	L, 49-58
D22	@Alabama	W, 66-59
D1	Stetson	W, 70-64
J2	Florida Gulf Coast	W, 77-70
J5	@Kennesaw State	L, 75-83
J10	@North Florida	W, 66-47
J12	@Jacksonville	L, 47-49
J17	East Tennessee St.	W, 78-59
J19	USC Upstate	W, 82-74
J24	@Northern Kentucky	L, 46-63
J26	@Lipscomb	W, 71-65
F1	Kennesaw State	W, 66-42
F7	Jacksonville	W, 67-64 (ot)
F9	North Florida	W, 64-44
F14	@USC Upstate	W, 70-59
F16	@East Tenn. State	W, 71-54
F21	Lipscomb	W, 83-58
F23	Northern Kentucky	4:30
F28	@Florida Gulf Coast	7:30
M2	@Stetson	3:15

^ Paradise Jam (St. Thomas, USVI)

Miami (22-3, 13-0 Acc)

N9	Stetson	W, 87-79
N13	@Florida Gulf Coast	L, 51-63
N16	Jacksonville	W, 73-57
N24	Detroit	W, 77-62
N28	Michigan State	W, 67-59
D1	@Massachusetts	W, 75-62
D14	Charlotte	W, 77-46
D18	@UCF	W, 72-50
D23	@Hawaii ^	W, 73-58
D23	vs. Arizona ^	L, 50-69
D25	vs. Indiana St. ^	L, 55-57 (ot)
J2	La Salle	W, 76-59
J5	@Georgia Tech	W, 62-49

OPPONENTS' SCHEDULES & RESULTS

Nebraska (12-14, 3-10 BIG TEN)

N11	Southern	W, 66-55
N15	Valparaiso	W, 50-48
N18	Nebraska Omaha	W, 75-62
N21	Tulane	W, 61-57
N24	Kent State	L, 60-74
N27	@Wake Forest	W, 79-63
D3	Southern California	W, 63-51
D6	Creighton	L, 42-64
D15	@Oregon	L, 38-60
D18	Jacksonville State	W, 59-55
D23	vs. Central Mich. ^	W, 89-75
D24	vs. UTEP ^	L, 52-68
D29	Nicholls State	W, 68-59
J2	@Ohio State	L, 44-70
J6	Wisconsin	L, 41-47
J9	@Michigan	L, 47-62
J13	@Michigan State	L, 56-66
J16	Purdue	L, 56-65
J19	@Penn State	W, 68-64
J22	Illinois	L, 51-71
J26	Northwestern	W, 64-49
J29	@Minnesota	L, 65-84
F2	Ohio State	L, 56-63
F9	Penn State	W, 67-53
F13	@Indiana	L, 47-76
F16	Michigan State	L, 64-73
F21	Iowa	9:00
F26	@Wisconsin	9:00
M2	@Illinois	TBA
M6	Minnesota	9:00
M9	@Iowa	2:15

^ Sun Bowl Invitational (El Paso, TX)

North Carolina (18-8, 8-5 ACC)

N9	Gardner-Webb	W, 76-59
N11	FAU	W, 80-56
N16	@Long Beach St.	W, 78-63
N19	vs. Mississippi St. ^	W, 95-49
N20	vs. Butler ^	L, 71-82
N21	vs. Chaminade ^	W, 112-70
N27	@Indiana	L, 59-83
D1	UAB	W, 102-84
D8	East Tennessee St.	W, 78-55
D15	East Carolina	W, 93-87
D19	@Texas	L, 67-85
D22	McNeese State	W, 97-63
D29	UNLV	W, 79-73
J6	@Virginia	L, 52-61
J10	Miami	L, 59-68
J12	@Florida State	W, 77-72
J19	Maryland	W, 62-52
J23	Georgia Tech	W, 79-63
J26	@NC State	L, 83-91
J29	@Boston College	W, 82-70
F2	Virginia Tech	W, 72-60 (ot)
F5	Wake Forest	W, 87-62
F9	@Miami	L, 61-87
F13	@Duke	L, 68-73
F16	Virginia	W, 93-81
F19	@Georgia Tech	W, 70-58
F23	NC State	4:00
F28	@Clemson	7:00
M3	Florida State	2:00
M6	@Maryland	7:00
M9	Duke	9:00

^ EA Sports Maui Invitational (Maui, HI)

UNCG (8-18, 6-9 socon)

N9	@High Point	L, 73-81
N12	Winston-Salem St.	W, 81-65
N16	@East Carolina	L, 73-76
N19	Virginia Tech	L, 87-96
N25	Rutgers	L, 80-87
N28	North Carolina A&T	L, 79-90
D1	Citadel	W, 84-54
D16	@James Madison	L, 73-85
D19	@UNC Wilmington	L, 73-87
D22	Wake Forest	L, 70-84

D31	@NC State	L, 68-89
J5	@Davidson	L, 53-85
J9	Lees-McCrae	W, 86-47
J12	@Western Carolina	L, 59-62
J14	@Appalachian State	L, 70-83
J16	Wofford	W, 71-52
J20	Furman	L, 61-69
J24	Samford	W, 66-64
J26	Chattanooga	W, 77-69
J31	Elon	L, 66-72
F2	@Coll. of Charleston	L, 59-81
F7	@Furman	W, 88-65
F9	@Wofford	L, 50-59
F14	Western Carolina	L, 68-70
F17	Appalachian State	L, 68-76
F21	@Chattanooga	W, 94-68
F23	@Samford	8:00
F28	Georgia Southern	7:00
M2	@Elon	7:00

NC State (19-7, 8-5 ACC)

N9	Miami (Ohio)	W, 97-59
N15	vs. Penn State ^	W, 72-55
N16	vs. UMass ^	W, 94-76
N18	vs. Oklahoma St. ^	L, 56-76
N23	UNC Asheville	W, 82-80
N27	@Michigan	L, 72-79
D4	vs. Connecticut %	W, 69-65
D8	Cleveland State	W, 80-63
D15	Norfolk State	W, 84-62
D18	Stanford	W, 88-79
D22	St. Bonaventure	W, 92-73
D29	Western Michigan	W, 84-68
D31	UNC Greensboro	W, 89-68
J5	@Boston College	W, 78-73
J9	Georgia Tech	W, 83-70
J12	Duke	W, 84-76
J16	@Maryland	L, 50-51
J20	Clemson	W, 66-62
J22	@Wake Forest	L, 84-86
J26	North Carolina	W, 91-83
J29	@Virginia	L, 55-58
F2	Miami	L, 78-79
F7	@Duke	L, 85-98
F10	@Clemson	W, 58-57
F16	Virginia Tech	W, 90-86 (ot)
F19	Florida State	W, 84-66
F23	@North Carolina	4:00
F27	Boston College	8:00
M3	@Georgia Tech	6:00
M6	Wake Forest	9:00
M9	@Florida State	2:00

^ Puerto Rico Tip-Off (San Juan, PR)

% Jimmy V Classic (New York, NY)

Radford (12-16, 6-8 BIG SOUTH)

N9	@Wake Forest	L, 67-79
N12	Cincy Christian	W, 76-71 (ot)
N16	vs. Towson ^	L, 67-75
N17	vs. Kennesaw St. ^	W, 67-58
N18	@East Kentucky ^	L, 75-83
N21	Brevard	W, 81-53
N24	@Citadel	W, 74-61
N28	Hampton	W, 73-64
D4	@Delaware	L, 59-68
D8	William & Mary	L, 55-60
D19	@Charlotte	L, 52-68
D22	@West Virginia	L, 62-72
D29	Central Pennsylvania	W, 95-68
J2	@N.C. A&T	L, 77-81
J5	Charleston Southern	L, 74-81
J9	High Point	W, 59-54
J2	@UNC Asheville	L, 61-79
J16	Longwood	W, 82-72
J19	@Gardner-Webb	W, 52-51
J23	@Campbell	L, 60-69
J26	Winthrop	W, 58-57
J30	VMI	L, 69-70
F2	@Coastal Carolina	L, 52-62

F5	@Liberty	L, 70-75
F9	Presbyterian	W, 76-65
F13	@VMI	W, 82-79
F16	@Longwood	L, 61-76
F19	Campbell	L, 66-72 (ot)
F27	@High Point	7:00
M2	Liberty	4:30

^ Comfort Suites Inv. (Richmond, KY)

Richmond (15-11, 5-6 A10)

N9	Liberty	W, 84-42
N13	UNC Wilmington	W, 101-58
N15	Hampton	W, 68-58
N18	@Minnesota	L, 57-72
N20	Wofford	W, 64-58
N24	@Ohio	L, 48-73
N28	William & Mary	W, 86-78
D1	Wake Forest	W, 62-60
D4	@Old Dominion	W, 80-53
D8	@James Mad.	W, 83-83 (ot)
D15	Stetson	W, 76-57
D18	@Kansas	L, 59-87
D22	vs. George Mason ^	L, 64-67
D29	Davidson	L, 64-70
J2	Air Force	W, 91-68
J9	Rhode Island	W, 64-61
J12	@La Salle	L, 59-71
J16	@Butler	L, 47-62
J19	Charlotte	W, 81-61
J24	VCU	W, 86-74 (ot)
J27	@Massachusetts	L, 65-70
J30	@Temple	L, 64-71
F2	Xavier	W, 73-71
F9	St. Louis	L, 46-56
F13	@St. Joseph's	L, 55-61
F16	St. Bonaventure	W, 83-80 (ot)
F23	@Fordham	1:00
F27	George Washington	7:00
M2	@Dayton	4:00
M6	@VCU	8:00
M9	Duquesne	6:00

^ Holiday Hoops Classic (Richmond, VA)

Seton Hall (13-14, 2-12 BIG EAST)

N9	UMKC	W, 75-36
N2	Norfolk State	W, 78-65
N17	vs. Washington ^	L, 73-84 (ot)
N18	vs. Rhode Island ^	W, 60-55
N21	Maine	W, 76-49
N25	St. Peter's	W, 76-61
N29	@LSU	L, 67-72
D4	New Jersey Tech	W, 68-59
D8	@Wake Forest	W, 71-67
D16	North Carolina A&T	W, 77-66
D19	Longwood	W, 79-61
D22	vs. Long Island %	W, 89-58
D28	Stony Brook	W, 60-59
J2	@DePaul	W, 73-72
J5	@Notre Dame	L, 74-93
J9	Louisville	L, 58-73
J13	Providence	L, 55-67
J16	@Marquette	L, 62-69
J23	South Florida	W, 55-47
J27	@St. John's	L, 67-71
J30	@Georgetown	L, 52-74
F2	Cincinnati	L, 59-65
F4	@Pittsburgh	L, 46-56
F10	Connecticut	L, 67-78
F12	@Rutgers	L, 55-57
F16	Syracuse	L, 65-76
F19	Marquette	L, 46-67
F23	@Louisville	12:00
F25	Villana	9:00
M5	@Providence	9:00
M8	Rutgers	7:00

^ B'ball Hall of Fame Tip-Off (Uncasville, CT)

% Brooklyn Hoops Holiday Inv. (Brooklyn, NY)

Virginia (18-8, 8-5 ACC)

N9	@George Mason	L, 59-63
N12	Fairfield ^	W, 54-45
N13	Delaware ^	L, 53-59
N17	Seattle	W, 83-43
N19	Lamar ^	W, 63-44
N20	North Texas ^	W, 80-64
N28	@Wisconsin	W, 60-54
D1	Green Bay	W, 67-51
D5	Tennessee	W, 46-38
D8	Mississippi Valley	W, 67-39
D19	Morgan State	W, 75-57
D22	vs. Old Dominion %	L, 61-63
D30	Wofford	W, 74-39
J6	North Carolina	W, 61-52
J9	@Wake Forest	L, 52-55
J12	@Clemson	L, 44-59
J19	Florida State	W, 56-36
J24	@Virginia Tech	W, 74-58
J26	Boston College	W, 65-51
J29	NC State	W, 58-55
F3	@Georgia Tech	L, 60-66
F7	Clemson	W, 78-41
F10	@Maryland	W, 80-69
F12	Virginia Tech	W, 73-55
F16	@North Carolina	L, 81-93
F19	@Miami	L, 50-54
F24	Georgia Tech	2:00
F28	Duke	9:00
M3	@Boston College	4:00
M7	@Florida State	7:00
M10	Maryland	6:00

^ NIT Season Tip-Off (Charlottesville, VA)

% Holiday Hoops Classic (Richmond, VA)

Virginia Tech (11-14, 2-10 ACC)

N10	East Tennessee St.	W, 80-62
N12	Rhode Island	W, 69-50
N15	VMI	W, 95-80
N19	@UNC Greensboro	W, 96-87
N23	Appalachian State	W, 87-76
N27	Iowa	W, 95-79
D1	Oklahoma State	W, 81-71
D8	@West Virginia	L, 67-68
D10	Mississippi Valley	W, 70-49
D15	Georgia Southern	L, 73-78
D22	vs. Bradley ^	W, 66-65 (ot)
D23	vs. Colorado State ^	L, 52-88
D29	@BYU	L, 71-97
J5	@Maryland	L, 71-94
J9	Boston College	L, 75-86
J12	@Georgia Tech	W, 70-65
J19	Wake Forest	W, 66-65
J24	Virginia	L, 58-74
J27	@Clemson	L, 70-77
J30	Miami	L, 64-73
F2	@North Carolina	L, 60-72 (ot)
F7	Maryland	L, 55-60
F9	Georgia Tech	L, 54-64
F12	@Virginia	L, 55-73
F16	@NC State	L, 56-88
F21	Duke	9:00
F24	Florida State	6:00
F27	@Miami	7:00
M2	Clemson	8:00
M5	@Duke	7:00
M10	@Wake Forest	2:00

^ Las Vegas Classic (Las Vegas, NV)

William & Mary (12-14, 6-9 CAA)

N9	Hampton	W, 69-51
N12	@Liberty	W, 71-59
N17	@High Point	W, 83-61
N21	Miami (Ohio)	L, 59-73
N23	@Wake Forest	L, 57-63
N28	@Richmond	L, 78-86
D1	Old Dominion	W, 71-62
D6	Howard	W, 78-69
D8	@Radford	W, 60-55
D21	Salisbury	W, 82-49
D29	@Purdue	L, 66-73
J2	@Vanderbilt	L, 50-64
J5	George Mason	L, 66-73
J9	@Towson	L, 86-99
J12	@Hofstra	L, 59-70
J16	@Georgia State	L, 58-74
J19	Drexel	L, 48-59
J23	Northwestern	L, 91-95 (2ot)
J26	Towson	W, 63-56
J30	@Delaware	L, 56-66
F2	Hofstra	W, 72-59
F6	@James Madison	L, 71-81
F11	@Northeastern	L, 64-68
F13	UNC Wilmington	W, 92-86
F16	@Old Dominion	W, 74-62
F18	Georgia State	W, 75-63
F23	@George Mason	4:00
F27	@UNC Wilmington	7:00
M2	James Madison	6:00

Xavier (15-10, 8-4 ATLANTIC 10)

N9	Fairleigh Dickinson	W, 117-75
N13	Butler	W, 62-47
N17	Robert Morris	W, 61-59
N22	vs. Pacific ^	L, 67-70
N23	vs. Drexel ^	W, 69-65
N25	vs. Drake ^	W, 74-70
D1	@Purdue	W, 63-57
D6	Vanderbilt	L, 64-66 (ot)
D9	Kent State	W, 62-55
D19	vs. Cincinnati %	L, 45-60
D22	Wofford	L, 55-56
D29	@Tennessee	L, 47-51
J2	@Wake Forest	L, 59-66
J10	Temple	W, 57-52
J12	George Washington	W, 71-56
J16	@St. Bonaventure	W, 66-64
J19	La Salle	W, 70-63
J23	@Charlotte	L, 57-63
J26	@St. Joseph's	L, 49-59
J30	Dayton	W, 66-61
F2	@Richmond	L, 71-73
F9	@Duquesne	W, 73-65
F13	Fordham	W, 79-66
F16	@Dayton	L, 59-70
F20	@Rhode Island	W, 55-42
F23	VCU	2:00
F26	Memphis	7:00
M2	Massachusetts	2:00
M6	St. Louis	9:00
M9	@Butler	6:30

^ DirecTV Classic (Anaheim, CA)

% US Bank Arena (Cincinnati, OH)

0		CODI MILLER-McINTYRE ■ FR ■ G 6-3 ■ 195 ■ CONCORD, N.C. PPG RPG MPG APG STL FG% 3FG% FT% 8.1 2.6 28.7 2.6 14 41.0 32.7 62.1	LAST GAME: Finished with 3 assists, 2 points and 2 rebounds in 32 minutes. NOTABLE: Outstanding floor leader who can play both guard positions... Very strong and quick... played with Washington at Hargrave Academy... last name is pronounced "MACK-in-tire".	CAREER HIGHS PTS: 21 - vs. UConn, 11/16/12 REB: 4 - 4 times (vs. Virginia, 1/9/13) MIN: 35 - vs. UConn, 11/16/12 AST: 5 - 4 times (vs. BC, 1/12/13)
1		MADISON JONES ■ FR ■ G 6-1 ■ 160 ■ RALEIGH, N.C. PPG RPG MPG APG STL FG% 3FG% FT% 3.3 1.0 18.3 2.1 29 44.0 0.0 44.7	LAST GAME: Dished out 2 assists and had a steal in 12 minutes off the bench. NOTABLE: True point guard with great quickness... might be team's best on-ball defender... good athleticism for his size... led high school team to first NCISAA title in 32 years.	CAREER HIGHS PTS: 14 - vs. Nebraska, 11/27/12 REB: 3 - at Clemson, 1/15/13 MIN: 32 - vs. Iona, 11/17/12 AST: 5 - 2 times (at UNC, 2/5/13)
2		DEVIN THOMAS ■ FR ■ F 6-9 ■ 240 ■ HARRISBURG, PA. PPG RPG MPG AST BLK FG% 3FG% FT% 8.1 7.8 26.6 32 35 49.1 -- 48.4	LAST GAME: Just missed a double-double with 9 points and 12 rebounds in 33 minutes. NOTABLE: Physical big man who thrives in the paint... lefty shooter... runs the floor well... older sister Alyssa was 2011-12 ACC women's player of the year for Maryland.	CAREER HIGHS PTS: 25 - vs. NC State, 1/22/13 REB: 14 - 2 times (vs. NC St., 1/22/13) MIN: 37 - vs. NC State, 1/22/13 BLK: 5 - at Georgia Tech, 1/26/13
4		DANIEL GREEN ■ SO ■ F 6-10 ■ 220 ■ COLLEYVILLE, TEXAS PPG RPG MPG AST BLK FG% 3FG% FT% -- -- -- -- -- -- -- --	LAST GAME: Did not play (ACL tear). NOTABLE: Will sit out the season after tearing his right ACL during an exhibition game at Brock in Canada on Oct. 19... will redshirt the season... was projected to be the Deacons' starting center... added 20 pounds of bulk during offseason.	CAREER HIGHS PTS: 6 - vs. Loyola, 11/11/11 REB: 6 - vs. Loyola, 11/11/11 MIN: 16 - vs. Maryland, 3/8/12 BLK: 2 - vs. Texas Tech, 11/27/11
10		CHASE FISCHER ■ SO ■ G 6-3 ■ 195 ■ RIPLEY, W.VA. PPG RPG MPG AST STL FG% 3FG% FT% 4.5 1.4 15.2 15 11 38.4 41.8 61.5	LAST GAME: Had 3 points, 2 rebounds, a block and a steal in 13 minutes off the bench. NOTABLE: Great outside shooter who is one of first players off the bench... high basketball IQ... first team Parade All-American in high school.	CAREER HIGHS PTS: 15 - vs. High Point, 12/5/12 REB: 5 - 2 times (vs. NC State, 1/14/12) MIN: 38 - at Miami, 2/18/12 AST: 5 - vs. NC Central, 11/20/11
11		C.J. HARRIS ■ SR ■ G 6-3 ■ 190 ■ WINSTON-SALEM, N.C. PPG RPG MPG APG STL FG% 3FG% FT% 14.8 2.1 32.8 1.9 19 46.8 39.4 85.7	LAST GAME: Scored 15 points and went 7-for-7 at the free throw line in 33 minutes. NOTABLE: Team captain for third season... one of 8 players in school history to be captain for three seasons... third team All-ACC in 2011-12... ACC's leading returning scorer (16.7).	CAREER HIGHS PTS: 29 - vs. Boston College, 1/12/13 REB: 9 - vs. VCU, 11/16/10 MIN: 42 - vs. Xavier, 1/3/10 AST: 8 - at Elon, 11/20/10
30		TRAVIS MCKIE ■ JR ■ F 6-7 ■ 220 ■ RICHMOND, VA. PPG RPG MPG AST STL FG% 3FG% FT% 14.4 7.4 32.1 29 35 44.6 35.4 77.5	LAST GAME: Scored 15 points and had 6 rebounds and 2 blocks in 36 minutes. NOTABLE: Honorable mention All-ACC in 2011-12... second-leading returning scorer in ACC (16.1)... Can play either 3 or 4 position on the court... last name rhymes with "sky".	CAREER HIGHS PTS: 25 - 4 times (at Md., 1/11/12) REB: 15 - 4 times (vs. Va. Tech, 1/19/13) MIN: 39 - 2 times (at Md., 1/11/12) AST: 4 - vs. Iowa, 11/30/10
31		ANDRE WASHINGTON ■ FR ■ C 7-0 ■ 220 ■ ROANOKE, VA. PPG RPG MPG AST BLK FG% 3FG% FT% 1.1 0.7 5.4 0 4 40.0 -- 70.0	LAST GAME: Had a block and a rebound in 3 minutes off the bench. NOTABLE: True seven-footer who excels with his back to the basket... played with Miller-McIntyre at Hargrave Academy last year... Loads of potential with added bulk.	CAREER HIGHS PTS: 5 - at North Carolina, 2/5/13 REB: 2 - 4 times (vs. FSU, 2/9/13) MIN: 13 - 2 times (at Maryland, 2/2/13) BLK: 1 - 4 times (vs. Ga. Tech, 2/16/13)
33		AARON ROUNTREE III ■ FR ■ F 6-8 ■ 190 ■ WILSON, N.C. PPG RPG MPG BLK STL FG% 3FG% FT% 2.5 1.9 11.5 26 22 53.8 36.4 57.7	LAST GAME: Turned in 4 points, 4 blocks, 2 steals and 2 rebounds in 15 minutes off the bench. NOTABLE: Long and athletic with the versatility to play multiple positions... frequently played point guard in high school... two-time all-state selection.	CAREER HIGHS PTS: 11 - vs. High Point, 12/5/12 REB: 7 - vs. Wm. & Mary, 11/23/12 MIN: 23 - vs. Wm. & Mary, 11/23/12 BLK: 5 - vs. Wm. & Mary, 11/23/12
34		TYLER Cavanaugh ■ FR ■ F 6-9 ■ 230 ■ DEWITT, N.Y. PPG RPG MPG AST BLK FG% 3FG% FT% 5.0 2.5 16.5 12 5 31.3 22.2 75.0	LAST GAME: Saw action in 5 minutes off the bench. NOTABLE: One of the best outside shooters on the team... can play the 4 or 5 positions... finalist for New York's "Mr. Basketball" award... last name is pronounced "CAV-ah-nawh".	CAREER HIGHS PTS: 12 - vs. Furman, 12/18/12 REB: 5 - 3 times (at UNC, 2/5/13) MIN: 26 - vs. Wm. & Mary, 11/23/12 STL: 2 - vs. Mercer, 11/19/12
42		SPENCER JENNINGS ■ SR ■ G 6-1 ■ 180 ■ MIDLAND, MICH. PPG RPG MPG AST STL FG% 3FG% FT% 1.0 0.4 1.4 1 2 66.7 0.0 100.0	LAST GAME: Did not play. NOTABLE: Non-scholarship player who is in his third season on the team... plays on the scout team in practice... fully healthy after missing half of last season with knee injury... great outside shooter... transferred from Albion College (MI).	CAREER HIGHS PTS: 3 - at Maryland, 2/2/13 REB: 1 - 3 times (vs. FSU, 2/9/13) MIN: 2 - 4 times (vs. FSU, 2/9/13) STL: 1 - 2 times (at Maryland, 2/2/13)
45		ARNAUD WM. ADALA MOTO ■ FR ■ F 6-6 ■ 225 ■ YAOUNDE, CAMEROON PPG RPG MPG BLK STL FG% 3FG% FT% 5.6 4.0 15.4 3 16 41.2 15.8 58.5	LAST GAME: Started and had 8 points and a steal in 18 minutes; went 6-for-8 at the free throw line. NOTABLE: Moved to Alexandria, Va. when he was 15... speaks fluent English and French... name is pronounced "ar-NO William ah-DAH-luh MO-toe"... last name is "Adala Moto".	CAREER HIGHS PTS: 13 - at North Carolina, 2/5/13 REB: 10, vs. NC State, 1/22/13 MIN: 22 - vs. Furman, 12/18/12 STL: 3 - vs. Radford, 11/9/12
52		DOUG NIEDRICH ■ SO ■ F 6-6 ■ 200 ■ KILDEER, ILL. PPG RPG MPG AST STL FG% 3FG% FT% 0.0 1.0 1.0 0 0 -- -- --	LAST GAME: Did not play. NOTABLE: Non-scholarship player who is in his second season on the team... plays on the scout team in practice... last name is pronounced "KNEE-drick".	CAREER HIGHS PTS: 0 REB: 1 - vs. Florida State, 2/9/13 MIN: 1 - vs. Florida State, 2/9/13 AST: 0