



# STATE BASKETBALL

17 Conference Championships • 3 Final Fours • 2 National Championships

## 2015-16 NC State Basketball Schedule

### NOVEMBER

11/8/15	CAL STATE LOS ANGELES (Exh.)	W, 71-54
11/13/15	WILLIAM & MARY	L, 85-68
11/15/15	SOUTH ALABAMA !	W, 88-70
11/18/15	IUPUI !	W, 79-56
11/23/15	vs. Arizona State %	L, 79-76
11/24/15	vs. #22/17 LSU %	W, 83-72 (ot)
11/27/15	WINTHROP	W, 87-79

### DECEMBER

12/1/15	MICHIGAN	L, 66-59
12/5/15	BUCKNELL	W, 99-86
12/13/15	at South Florida	W, 65-46
12/16/15	HIGH POINT	W, 76-73
12/19/15	at Missouri	W, 73-59
12/22/15	UNC-GREENSBORO	W, 58-52
12/29/15	NORTHEASTERN	W, 72-66

### JANUARY

1/2/16	at Virginia Tech *	L, 73-68 (ot)
1/6/16	#16 LOUISVILLE *	L, 77-72
1/9/16	at Wake Forest *	L, 77-74
1/13/16	FLORIDA STATE *	L, 85-78
1/16/16	at #5 North Carolina *	L, 67-55
1/19/16	at #20 Pittsburgh *	W, 78-61
1/23/16	#12 DUKE *	L, 88-78
1/27/16	GEORGIA TECH *	L, 90-83
1/30/16	#15 MIAMI *	ACCN 3 p.m.

### FEBRUARY

2/3/16	at Florida State *	ESPNU 9 p.m.
2/6/16	at #24 Duke *	ESPN/2 2 or 7 p.m.
2/13/16	WAKE FOREST *	RSN 12 p.m.
2/15/16	at #11 Virginia *	ESPN 7 p.m.
2/20/16	CLEMSON *	ACCN 3 p.m.
2/24/16	#2 NORTH CAROLINA *	ACCN 8 p.m.
2/27/16	at Syracuse *	ACCN 2 p.m.

### MARCH

3/2/16	BOSTON COLLEGE *	RSN 9 p.m.
3/5/16	at #25 Notre Dame *	CBS 12 p.m.
March 8-12	ACC Championship	TBA
March 15-16	NCAA 1st Round	TBA
March 17-20	NCAA 2nd and 3rd Rounds	TBA
March 24-27	NCAA Regionals	TBA

### APRIL

April 2-4	NCAA Final Four (Houston, Texas)	TBA
-----------	----------------------------------	-----

\* ACC game ! Legends Classic  
% Legends Classic (Barclays Center in Brooklyn, N.Y.)

## 2015-16 NC State Basketball



**NC State (11-10, 1-7)**  
**vs.**  
**#15/13 Miami (16-3, 5-2)**



**Saturday, January 30, 2016 - 3 p.m. ET**  
**PNC Arena - Raleigh, N.C.**

**Radio:** Wolfpack Sports Network (Gary Hahn, Tony Haynes)  
**TV:** ACC Network Stations (WRAL) (Tim Brant, Dave Odom)  
**Twitter:** @PackMensBball | @GoPackJRat | @Mark\_Gottfried

### Pack Hosts No. 15/13 Miami Saturday Afternoon

NC State, which owns a pair of wins over ranked opponents this season, takes on No. 15/13 Miami Saturday afternoon at PNC Arena. The two teams have split four meetings over the last two seasons. Miami will be the fourth ranked opponent in the last five games for NC State.

### Opening Tip

	<b>NC State</b>	<b>Miami</b>
2015-16 Record	11-10 (1-7 ACC)	16-3 (5-2 ACC)
Head Coach	Mark Gottfried	Jim Larrañaga
Career Record (Years)	381-217 (19th)	577-386 (13th)
Record at School (Years)	103-62 (5th)	107-52 (5th)
Leading Scorer	Cat Barber (22.8)	Sheldon McClellan (16.3)
Leading Rebounder	Abdul-Malik Abu (8.6)	Tonye Jekiri (10.0)
NCSU Series Record	NC State is 10-8	
Last Meeting	Miami 65, NC State 60 (1/22/15)	
Series Streak	Miami 1	

### Possible NC State Starters (based on last game)

	<b>Ppg</b>	<b>Rpg</b>	<b>Apg</b>	<b>Other</b>
#12 - G - 'Cat' Barber (Jr. - 6-2, 190)	22.8	4.7	4.7	.865 FT
* ACC's leader in scoring, minutes, FTs made; averaging 25.6 ppg when NC State wins				
#24 - G - Maverick Rowan (Fr. - 6-7, 215)	13.2	3.2	0.8	49 3FG
* Reclassified to 2015 class and signed in August; leads team in 3FG made				
#15 - G/F - Cody Martin (So. - 6-7, 210)	6.1	4.6	2.2	1.70 ast-to
* Started last 4 games; can play PG, wing, or a small '4'; 1 minute older than Caleb				
#0 - F - Abdul-Malik Abu (So. - 6-8, 240)	12.5	8.6	1.3	29 dunks
* Ranks 8th in ACC in rebounding; has 9 double-doubles in last 12 games				
#1 - F - Lennard Freeman (Jr. - 6-9, 250)	4.0	6.8	1.0	9 starts
* Started last game after coming off bench for previous 4 games				

**2015-16 NC STATE BASKETBALL ROSTER**

No.	Name	Pos.	Ht./Wt.	Yr.	Hometown/High School (Last School)
0	Abdul-Malik Abu	F	6-8/240	So.	Boston, Mass./Kimball Union Academy [N.H.]
1	Lennard Freeman	F	6-9/250	Jr.	Washington, D.C./Oak Hill Academy [Va.]
2	Torin Dorn	G	6-6/205	So. *	Charlotte, N.C./Vance (Charlotte)
3	Terry Henderson	G	6-5/195	R-Jr.	Raleigh, N.C./Neuse Christian (West Virginia)
4	Chris Brickhouse	F	6-5/205	Jr.	Raleigh, N.C./Broughton
12	Anthony 'Cat' Barber	G	6-2/190	Jr.	Newport News, Va./Hampton
13	Chris Corchiani, Jr.	G	6-0/180	So.	Raleigh, N.C./Ravenscroft
14	Caleb Martin	G/F	6-7/215	So.	Mocksville, N.C./Oak Hill Academy [Va.]
15	Cody Martin	G/F	6-7/210	So.	Mocksville, N.C./Oak Hill Academy [Va.]
21	BeeJay Anya	F	6-9/285	Jr.	Washington, D.C./DeMatha Catholic
22	Shaun Kirk	G/F	6-8/195	Fr.	Whiteville, N.C./Whiteville
24	Maverick Rowan	G/F	6-7/215	Fr.	Fort Lauderdale, Fla./Elevate
25	Chase Cannon	G	6-5/200	Sr.	Morehead City, N.C./The Miller School [Va.]

\* - Must sit out 2015-16 season due to NCAA transfer rules and will have 3 years of eligibility remaining.

**Head Coach:** Mark Gottfried (Alabama '87)

**Associate Head Coach:** Bobby Lutz (Charlotte '80)

**Assistant Coaches:** Orlando Early (Gardner-Webb '90), Rob Moxley (Pfeiffer '94)

**Director of Operations:** Jeff Dunlap (UCLA '86)

**Video Coordinator:** Patrick McDonald (Alabama '00)

**Assistant AD for Strength and Conditioning:** Bob Alejo (Chico State '82)

**Athletic Trainer:** Ryan Holleman (Western Carolina '07)

**2015-16 Alphabetical Roster**

0	Abdul-Malik Abu
21	BeeJay Anya
12	Anthony 'Cat' Barber
4	Chris Brickhouse
25	Chase Cannon
13	Chris Corchiani, Jr.
2	Torin Dorn
1	Lennard Freeman
3	Terry Henderson
22	Shaun Kirk
14	Caleb Martin
15	Cody Martin
24	Maverick Rowan

**Pronunciation Guide**

Abu	(Uh-BOO)
Any	(ON-ya)
Corchiani	(CORE-chee-onni)
Lutz	(LOOTS)
Lennard	(Len-NARD)

**THE STARTING 5 - The Top 5 Storylines For This Game****1. THE BIG CAT**

A leader of a wolfpack is known as the pack's alpha male, and Cat Barber has been every bit of that for NC State this season. The 6-2 junior point guard leads the ACC in scoring (22.8 ppg), free throws made (147) and minutes played (38.5) while also ranking fourth in assists (4.7). His output has bordered on historical. He's the only player in the nation averaging more than 22.0 points, 4.6 rebounds and 4.6 assists per game. Additionally, there hasn't been an ACC player to reach those marks in more than 20 years. Over the last three games, Barber is averaging 28.7 points and 4.7 assists while shooting .492 from the floor, .545 from 3-point range and 22-for-22 at the foul line.

**2. BRING SUCCESS AGAINST MIAMI HOME**

NC State has had the majority of its recent success against Miami away from PNC Arena. In January 2014, the Wolfpack won at UM 56-55 but a month later the Hurricanes came to Raleigh and evened the score with an 85-70 win. Two weeks later in the ACC Tournament, NC State exacted revenge by ousting Miami 67-58 in Greensboro. In Mark Gottfried's first game against Miami, the Wolfpack won on the road 78-73. The Pack's last home win over Miami came in 2011 when both teams had different head coaches.

**3. EXPERIENCE DIFFERENCE**

NC State and Miami are on the opposite ends of the experience spectrum. According to basketball analytics site KenPom.com, NC State ranks 305th in the nation in experience with a player average of 1.27 years. Miami, a team that has three senior starters, ranks 38th in the country and second in the ACC in the same experience metric (2.18 years).

**4. ABU COMING OFF CAREER-HIGH NIGHT**

Abdul-Malik Abu continues to blossom into a force. The 6-8 sophomore owns nine double-doubles over the last 12 games and scored a career-high 22 points and pulled in 11 rebounds against Georgia Tech. A lob dunk by Abu off an inbounds play was on a version of the ESPN Sportscenter Top 10. He also recently produced 21 points and 13 rebounds against Florida State. Abu stands eighth in the ACC in rebounding (8.6 rpg) and is third in the conference in offensive rebounding (3.48).

**5. PACK HAS 2 WINS OVER RANKED TEAMS ALREADY**

Miami enters Saturday's game ranked in the top 15 in both national polls, making it the fifth nationally-ranked opponent for NC State this month. The Wolfpack went to Pittsburgh, which was ranked in the coaches poll at the time, and won 78-61 and have losses to ranked teams Louisville, Duke and UNC-CH this month. State's other victory against a ranked team came in Brooklyn in November when the Pack out-last-ed then-No. 22 LSU 83-72 in overtime. The Wolfpack owns seven wins over ranked teams over the last three seasons.





## Mark Gottfried

**19th Season Overall**

**5th Season at NC State**

**381-217 (103-62 at NC State)**

- Second-fastest coach in NC State history to win 100 games at NC State (155 games).
- Has coached NC State to an NCAA Tournament berth in each of his 4 seasons in Raleigh, the Pack's first time going four times in a row since 2003-06.
- Defeated 4 current Hall of Fame coaches during the 2014-15 season, with wins over Duke's Mike Krzyzewski, Louisville's Rick Pitino, UNC's Roy Williams and Jim Boeheim of Syracuse.
- Is just 3rd coach in ACC history to take his first four teams to the NCAA Tournament. (Roy Williams, Skip Prosser)
- Won 92 games in 4 seasons at NC State, the most at NCSU over a

four-year span since 1972-76.

- One of 4 all-time ACC coaches to lead his team to the ACC Tournament semifinal round in each of his first 3 seasons.
- Won more games in his first 2 seasons with the Pack (48) than any coach in school history except Everett Case (55) in 1947 and 1948.
- Posted 24 wins and .667% winning percentage in 2011-12, which was the best all-time in the ACC for first-year head coaches.
- Is one of 14 coaches to capture a win over a team ranked No. 1 at two different schools. (3/20/04 at Alabama and 1/12/13 at NC State).
- Only 7 active coaches have taken 3 different schools to multiple NCAA Tournament appearances
- Has signed 4 McDonald's All-Americans since coming to NC State.

### 11 Seasons at Alabama (210-132 overall)

- Coached Alabama to 8 postseason appearances, including 5 consecutive NCAA tourney trips (2002-06).
- Led Alabama to a No. 1 ranking during the 2002-03 season.
- Voted 2002 SEC Coach of the Year.
- His 2003-04 Alabama squad advanced to the NCAA Elite Eight, the longest tourney run in school history.

### 3 Seasons at Murray State (68-24 overall)

- Won an OVC title in each of his 3 seasons and was OVC Coach of the Year all 3 seasons.
- Led Murray State to 3 postseason appearances, including a pair of NCAA tourney berths.
- His 1997-98 team earned the highest NCAA seed in OVC history (#9 seed).

### GOTTFRIED YEAR-BY-YEAR AS A HEAD COACH

Year	School	Record	Conf.	Finish	Postseason
1995-96	Murray State	19-10	12-4	1st	NIT 1st Rd.
1996-97	Murray State	20-10	12-6	1st	NCAA 1st Rd.
1997-98	Murray State	29-4	16-2	1st	NCAA 1st Rd.
1998-99	Alabama	17-15	7-11	5th-West	NIT 1st Rd.
1999-00	Alabama	13-16	6-10	4th-West	---
2000-01	Alabama	25-11	8-8	3rd-West	NIT Final Four
2001-02	Alabama	27-8	12-4	1st-West	NCAA 2nd Rd.
2002-03	Alabama	17-12	7-9	4th-West	NCAA 1st Rd.
2003-04	Alabama	20-13	8-8	2nd-West	NCAA Elite Eight
2004-05	Alabama	24-8	12-4	1st-West	NCAA 1st Rd.
2005-06	Alabama	18-13	10-6	2nd-West	NCAA 2nd Rd.
2006-07	Alabama	20-12	7-9	3rd-West	NIT 1st Rd.
2007-08	Alabama	17-16	5-11	5th-West	---
2008-09	Alabama	12-7	2-3	---	---
2011-12	NC State	24-13	9-7	T-4th	NCAA Sweet Sixteen
2012-13	NC State	24-11	11-7	T-4th	NCAA 2nd Rd.
2013-14	NC State	22-14	9-9	T-7th	NCAA 2nd Rd.
2014-15	NC State	22-14	10-8	T-6th	NCAA Sweet Sixteen
2015-16	NC State	11-10	1-7		
<b>Murray State</b>		<b>68-24</b>	<b>40-12</b>		
<b>Alabama</b>		<b>210-131</b>	<b>84-83</b>		
<b>NC State</b>		<b>103-62</b>	<b>40-38</b>		
<b>Totals (19th season)</b>		<b>381-217</b>	<b>163-133</b>		

### COACHING RESUME

#### NC STATE

(2011-Present)  
RECORD: 103-62 (40-38 ACC)  
2015 Sweet Sixteen  
2012 Sweet Sixteen  
4 Seasons, 4 NCAA Tournaments

#### ALABAMA

(1999-2009)  
RECORD: 210-131 (84-83 SEC)  
2002 SEC Regular Season Champions  
2004 SEC West Champions  
2004 Elite Eight

#### MURRAY STATE

(1996-97-98)  
RECORD: 68-24 (40-12 OVC)  
1996-98 OVC Champions  
1997-98 OVC Tournament Titles

#### UCLA (Assistant Coach)

(1988-95)  
1992, 1995 Pac-10 Champions  
1995 National Champion

### POSTSEASON APPEARANCES AS A COACH

#### NC STATE

NCAA - 4

#### ALABAMA

NCAA - 5  
NIT - 3

#### MURRAY STATE

NCAA - 2  
NIT - 1

#### UCLA (assistant)

NCAA - 7

### POSTSEASON HISTORY AS A PLAYER

#### ALABAMA

NCAA - 3 Sweet Sixteens

### COACHING HONORS

2002 SEC Coach of the Year  
1996, '97, '98 OVC Coach of the Year

### EDUCATION

B.A. in Communications  
Alabama '87  
UMS-Wright Prep '82

### PLAYING EXPERIENCE

#### ALABAMA

1984-87  
ORAL ROBERTS  
1983

**TERRY SLOWLY GETTING BACK**

Terry Henderson, a transfer from West Virginia who was projected to play a significant role for the Pack this season, has slowly been improving his status after a major ankle injury. Henderson, who scored 11.7 ppg in 2013-14 at WVU, has been able to practice some shooting and agility drills. His timetable for a return is still unknown.

**WOLFPUPS GAINING EXPERIENCE**

The experience gained this season by the young Wolfpack squad could pay dividends for the program's future. According to the popular basketball metrics website KenPom.com, the **Wolfpack stands as the 305th most-experienced team** (or 46th least-experienced) in the country. The team, when minutes played are weighted by each player's eligibility class, averages just 1.27 years of experience. The national average is 1.70 and the average experience of the 15-team ACC is 1.48.

**CAT'S CAREER**

Cat Barber surpassed the 1,000-point mark in December, reaching the plateau in his 83rd game as a Wolfpacker. Barber now has **1,209 career points**, ranking 39th in NC State history. He needs 31 points to tie Tracy Smith for 35th place. Barber is **seventh among active players (and tops among non-seniors)** in the ACC in career scoring.

**CAT AT THE FOUL LINE**

Cat Barber enters Saturday's game having **made 25 straight free throws**. The junior guard **leads the ACC and ranks fifth in the nation** with 147 made free throws. Barber has nine games with 8+ made foul shots and ranks fourth in the conference with an .865 free throw percentage.

**CAT ROLLIN' ON 20s AND 30s**

Cat Barber, the ACC's leading scorer, tops the conference rankings in game with 20+ points and 30+ points. Barber boasts **a league-high 13 outings with 20 or more points** in addition to having an **ACC-best four games with 30+ points**.

**CAT AND CALEB'S IMPROVEMENT**

Cat Barber, Caleb Martin and Abdul-Malik Abu have three of the higher increases in scoring in the ACC. Barber ranks second with a 10.7-ppg increase from last year while and Martin and Abu are both seventh with increases of 6.1 points per game.



**#14 Caleb Martin**



**#15 Cody Martin**

**THE MARTINS**

- The Martin twins, born Sept. 28, 1995
- From Mocksville, N.C.
- Both played senior HS year at Oak Hill Academy
- Cody is older by 1 minute

**Caleb:** 10.9 ppg, 4.6 rpg, 1.4 apg    **Cody:** 6.1 ppg, 4.6 rpg

- First pair of twins for NC State men's basketball since **Jim and Joe Mills played for the Pack in 1941-42**. The Mills brothers played one season at State before leaving to play professional baseball

**4 STRAIGHT NCAA TOURNEYS**

**NC State is one of just 16 schools to play in the last 4 NCAA Tournaments. Here's the list in alpha order:**

Cincinnati	Kansas	<b>NC State (ACC)</b>
Duke (ACC)	Louisville (ACC)	Ohio State
Gonzaga	Michigan State	San Diego State
Harvard	New Mexico State	VCU
Iowa State	North Carolina (ACC)	Wichita State
		Wisconsin

**4 STRAIGHT NCAAS W/ 2 SWEET 16 RUNS**

Duke (ACC)	Michigan State	Ohio State
Kansas	North Carolina (ACC)	Wichita State
Louisville (ACC)	<b>NC State (ACC)</b>	Wisconsin

**HURRICANE MALIK**

Last year at Miami, Abdul-Malik Abu had the best game of his freshman season. Abu scored 19 points on 9-for-14 shooting and scored NC State's first 12 points of the game. He also had 14 of the Pack's first 18 points.

**PACK COACHES TO 100 WINS**

NC State's win at Missouri was win No. 100 at NCSU for Mark Gottfried, making him the second-fastest Pack coach to reach the mark:

Coach	Games to 100th Win
E. Case	120th game
<b>M. Gottfried</b>	<b>155th game</b>
J. Valvano	156th game
N. Sloan	170th game
H. Sendek	178th game

**17 DAYS APART**

Mark Gottfried was hired at NC State on April 5, 2011. Seventeen days later, Jim Larrañaga was named coach at Miami. Here's how the two veteran coaches have fared:

	W-L (ACC)	ACCT Record	NCAA (Record)
Gottfried	103-62 (40-38)	7-4	<b>4 (5-4)</b>
Larrañaga	107-52 (46-31)	6-3	1 (2-1)

**BEEJAY REJECTING OPPONENTS**

BeeJay Anya, the current ACC leader with 2.62 blocks per game, stands second on NC State's all-time career blocks list. He enters Tuesday with 192 career blocks, 15 short of the school record held by Thurl Bailey (1979-83):

NC State Career Blocked Shots	No.
1. Thurl Bailey (1979-83)	207
<b>2. BeeJay Anya (2013-pres.)</b>	<b>192</b>
3. Kevin Thompson (1989-93)	150

**...MORE ON ANYA'S BLOCK PARTY**

BeeJay Anya swatted 91 shots last season, which was the second-highest total in NC State history. He is also **the ACC's active leader in blocked shots**, five ahead of Clemson's Landry Nnoko. Anya has 20 career games with four or more blocked shots.





## 2015-16 ACC Standings (as of Friday, January 29)

Team	Overall	ACC
1. #2/1 North Carolina	18-2	7-0
2. #16/14 Louisville	17-3	6-1
3. Clemson	13-7	6-2
4. #15/13 Miami	16-3	5-2
5. #NR/23 Pittsburgh	16-4	5-3
#25/NR Notre Dame	14-6	5-3
#11/12 Virginia	16-4	5-3
8. Virginia Tech	12-9	4-4
#24/20 Duke	15-6	4-4
10. Syracuse	14-8	4-5
11. Florida State	13-7	3-5
12. Georgia Tech	12-8	2-5
<b>13. NC State</b>	<b>11-10</b>	<b>1-7</b>
Wake Forest	10-10	1-7
15. Boston College	7-13	0-7

### ACC SCHEDULE (TIMES EASTERN)

#### Saturday, Jan. 30

Georgia Tech at Syracuse - 12 p.m.

Clemson at Florida State - 12 p.m.

Virginia at Louisville - 1 p.m.

**Miami at NC State - 3 p.m.**

Boston College at North Carolina - 4 p.m.

#### Sunday, Jan. 31

Wake Forest at Notre Dame - 1 p.m.

Virginia Tech at Pittsburgh - 6:30 p.m.

#### Monday, Feb. 1

North Carolina at Louisville - 7 p.m.

**NC State at Florida State - 9 p.m.**

### CODY IN FOR CALEB

Cody Martin has started the last four games, with his twin brother coming off the bench. Cody totaled 10 points and seven rebounds and was the main defender on UNC's Marcus Paige, who finished the day 1-for-9 shooting. Cody Martin scored 13 points on 6-for-8 shooting vs. Duke.

Cody As Starter: 7.5 ppg, 5.0 rpg, 61.9% FG

Cody Off Bench: 5.8 ppg, 4.5 rpg, 46.8% FG

### CODY IN LEAGUE PLAY

Cody Martin is **shooting .561 from the floor in league play** and has increased his scoring and rebounding. He has shot .500 or better in seven of the eight conference games, including a 6-for-8 mark vs. Duke. Additionally, he has made his first two career 3-pointers since ACC play began.

### LENGTH AND (LESS) WIDTH

BeeJay Anya has **lost nearly 75 pounds** since enrolling at NC State in 2013. But it's his wingspan that sets him apart. He has a measured wingspan of 7-9, **the longest wingspan recorded for a non-7-foot player in the NBA Draft Express database** for basketball prospects. Only 7-6 Mamadou N'Diaye (UC-Irvine) has a longer listed wingspan.

### LENNARD'S THE MAN OF STEEL

Lennard Freeman, NC State's leading rebounder, is rounding into form after missing several months of the offseason healing a fracture in his lower right leg. He had successful surgery in May, and now has **a 14-inch rod inserted in his lower right leg** to heal a fracture.

### LENNARD MAKES THE PACK GO

When Lennard Freeman plays and produces, the Wolfpack usually wins. Over the past two seasons, **NC State has a 16-8 record** when Freeman played 24 or more minutes. In games where the junior grabs eight or more rebounds, NC State is 20-5. The Pack is 11-0 in Freeman's career when he grabs 10 or more rebounds.

### TOP GUN

A late addition to the roster this summer was Maverick Rowan, a 6-7 freshman from Fort Lauderdale, Fla. Rowan, whose father played college basketball at St. John's and **was a fan of the Top Gun movie**, is second on the team with 13.2 points per game. Rowan, who won a high school state title in both Pennsylvania and Florida, has scored in double figures in 17 of the first 21 games of his college career.

### ACC Freshmen Scoring Leaders

1. M. Beasley, FSU	17.6 ppg
2. B. Ingram, Duke	17.1 ppg
3. D. Bacon, FSU	16.0 ppg
4. M. Richardson, Syracuse	13.4 ppg
<b>5. M. Rowan, NCSU</b>	<b>13.2 ppg</b>

### NC STATE'S RECORD WHEN...

At Home	7-6
At PNC Arena	7-6
On Road	3-3
Neutral	1-1
In overtime	1-1
Against ranked teams (time of game)	2-3

In games decided by 5 pts or less	1-4
In games decided by 6-10 pts	3-4
In games decided by 11-20 pts	6-2
In games decided by 21+ pts	1-0

Leading at Half	11-3
Tied at Half	0-1
Trailing at Half	0-6

NCSU shoots 50% or better	1-1
NCSU shoots worse than 50%	10-9
NCSU shoots better/same as opp.	9-3
Opp. shoots better than NCSU	2-7
Opp. shoots 50% or better	1-5
Opp. shoots worse than 50%	10-5

NCSU out-rebounds opp.	11-4
Opp. out-rebounds NCSU	0-5
Teams tied in rebounding	0-1

NCSU shoots 70% or better on FTs	6-3
NCSU has more/same FT attempts	11-6
Opp. has more FT attempts	0-5
NCSU shoots 40% or better on 3s	3-1
NCSU shoots less than 40% on 3s	8-8
NCSU has more/same TO than opp.	6-5
NCSU has fewer TO than opp.	5-5

NCSU scores 90 pts or more	1-0
NCSU scores 80-89 pts	3-1
NCSU scores 70-79 pts	5-5
NCSU scores 60-69 pts	1-2
NCSU scores 50-59 pts	1-2
NCSU scores less than 50 pts	0-0
Opp. scores 90-plus pts	0-1
Opp. scores 80-89 pts	1-3
Opp. scores 70-79 pts	4-4
Opp. scores 60-69 pts	2-2
Opp. scores 50-59 pts	3-0
Opp. scores less than 50 pts	1-0

On Mondays	0-1
On Tuesdays	4-1
On Wednesdays	2-2
On Thursdays	0-1
On Fridays	1-1
On Saturdays	2-3
On Sundays	2-1

In November	4-2
In December	6-1
In January	1-7
In February	0-0
In March	0-0
In April	0-0

## WAITING IN THE WINGS

NC State has plenty of help for next year wearing street clothes on the bench. In addition to **injured redshirt junior wing Terry Henderson** (11.7 ppg at West Virginia in 2014), the **Pack has Torin Dorn and Dennis Smith** ready to suit up next fall. Dorn, sitting out after transferring from Charlotte, was the Conference USA Freshman of the Year after scoring 12.0 ppg for the 49ers last year. Smith, from Fayetteville, is the **nation's top-ranked point guard** and No. 4 overall recruit in the 2016 class. He enrolled at NC State for this semester to rehab a torn ACL with NC State's medical staff.

## ALL-TIME TOP 25

NC State is 25th on the all-time winningest programs list for NCAA Division I. In its 106th season, NCSU has won 1,672 men's basketball games. The ACC boasts six of the top 25 teams on the victories list:

School (Rank)	All-Time Wins
North Carolina (3rd)	2,159
Duke (4th)	2,077
Syracuse (5th)	1,935
Notre Dame (9th)	1,810
Louisville (11th)	1,771
NC State (25th)	1,672

## ALWAYS SCHEDULE TOUGH

Much has been written about Mark Gottfried's prowess for scheduling. According to ESPN, **NC State last season boasted the sixth-toughest schedule in the nation**. Here's a breakdown of NC State's schedule strength under Gottfried:

### NC State's Strength of Schedule Under Gottfried (ESPN.com)

2014-15: 6th	2013-14: 39th
2012-13: 21st	2011-12: 21st

## GOTTFRIED'S DRIVE FOR FIVE

Head coach Mark Gottfried can accomplish something only one other coach in ACC basketball history has matched. Gottfried has led his program to the NCAA Tournament in each of his first four seasons, **which has only been accomplished by Skip Prosser (first 4 years) and Roy Williams (first 6 years)**.

## WINNING LIKE IT'S THE 70s

Not since the NC State glory days of David Thompson has NC State won like it has the last four seasons. The Wolfpack was **92-52 in Gottfried's first four seasons**, which is the program's **highest win total for a four-year span since the Pack won 100 games from 1972-76**.

## WOLFPACK FATHERS & SONS

Chris Corchiani, Sr. played for Jim Valvano's Wolfpack squads in the late 1980s and graduated in 1991. He was the first player in NCAA history to record 1,000 career assists and is still NC State's all-time leader in assists and steals. His son, Chris Jr., is a sophomore guard on the Wolfpack team. The Corchiani father-son duo is the fourth father-son combo in NC State basketball history: *(h/t Tim Peeler)*

Chris Corchiani Sr. ('91) / Chris Corchiani Jr. ('18)  
Tony Warren ('79) / T.J. Warren (NBA Draft in '14)  
Bill Kretzer ('68) / Billy Kretzer ('96)  
Phil DiNardo ('56) / Tommy Dinardo ('84)

## PACK COACHES FIRST 4 SEASONS

Here is a breakdown of how NC State men's basketball coaches have fared through their first four seasons at State (sorted by win percentage):

Coach	W-L	Pct.
E. Case (1946-50)	107-22	.829
<b>M. Gottfried (2011-15)</b>	<b>92-52</b>	<b>.639</b>
J. Valvano (1980-84)	81-47	.633
N. Sloan (1966-70)	61-46	.570
H. Sendek (1996-00)	73-58	.557

## THANK YOU #WPN

NC State jumped from 25th nationally in 2014 to 12th last season in average men's basketball attendance. More than 300,000 Wolfpackers crossed the turnstiles at PNC Arena last season, the highest total since the building opened for the 1999-00 season. Notably, **the Pack saw the nation's largest attendance increase**, jumping from an average of 15,043 to 16,299.



## ANYA: RIM PROTECTOR

- ACC current and active leader in blocks
- 2nd in NC State history with 192 blocks
- Single-game school record 10 blocks

Not only does BeeJay Anya ranks among the country's best shot blockers, but he also can change a game without recording a block.

Game	Blocks	Altered
vs. William & Mary	2	5
vs. South Alabama	5	5
vs. IUPUI	3	5
vs. Arizona State	2	1
vs. LSU	0	3
vs. Winthrop	4	4
vs. Michigan	3	5
vs. Bucknell	3	5
at USF	5	1
vs. High Point	4	6
at Missouri	1	1
vs. UNCG	4	5
vs. Northeastern	2	5
at Va. Tech	5	4
vs. Louisville	1	7
at Wake Forest	2	2
vs. Florida State	1	4

Game	Blocks	Altered
at UNC	3	2
at Pittsburgh	0	1
vs. Duke	1	1
vs. Georgia Tech	4	3
vs. Miami		
at Florida State		
at Duke		
vs. Wake Forest		
at Virginia		
vs. Clemson		
vs. UNC		
at Syracuse		
vs. Boston College		
at Notre Dame		
<b>TOTAL</b>	<b>55</b>	<b>75</b>

## CONNECT WITH THE PACK



@PackMensBball  
@Mark\_Gottfried



@PackMensBball  
@Mark\_Gottfried



NCStateHoops



NCStateBasketball  
Mark Gottfried

## Tale of the Tape

NC State	CATEGORY	Miami
74.7	POINTS PER GAME	79.3
71.8	OPP. POINTS PER GAME	64.9
.422	FIELD GOAL PERCENTAGE	.479
.419	OPP. FIELD GOAL PERCENTAGE	.408
.331	3-POINT FIELD GOAL PERCENTAGE	.364
.374	OPP. 3-POINT FIELD GOAL PERCENTAGE	.324
.685	FREE THROW PERCENTAGE	.756
+5.0	REBOUNDING MARGIN	+5.3
-0.2	TURNOVER MARGIN	+1.3

**“Statistically, this is our most athletic team at NC State.”**

In the fall of 2012, NC State became the country's first college basketball team to use BAM Testing as a way to measure its players' athletic performance. Basic Athletic Measurement (BAM) Testing is the official athletic testing organization for the NBA Draft Combine, the Portsmouth Invitational, Adidas Nations and several other athletic events. The testing consists of five tests: **Standing Vertical Jump; Approach Vertical Jump; 3/4 Court Sprint; Reaction Shuttle; 4-Way Agility Drill.**

**BAM Testing 2012-15 - Wolfpack Improvement**

	2012	2013	2014	2015
Players w/ 39+ inch approach vert	0	1	3	6
Players w/ 3/4 court sprint 3.197 sec	0	0	3	4
Players w/ reaction shuttle 2.987 sec	2	4	6	6



**Rankings below are measured against the 355 NBA Draft prospects at the league combine since 2009**

**CAT BARBER**

- 3.15 second 3/4 court sprint  
(14th all-time among point guards and 30th all-time among all players)

**ABDUL-MALIK ABU**

- 41.5-inch approach vertical jump  
(tops all-time among power forwards)  
- 2.925 second reaction shuttle  
(2nd all-time among power forwards and 27th among all players)

**CALEB MARTIN**

- 2.735 second reaction shuttle  
(the all-time fastest time, **faster than any NBA Draft prospect since 2009**)

- 10.89 second 4-way agility  
(27th all-time among guards and 78th all-time among all players)

**TERRY HENDERSON**

- 42-inch approach vertical jump  
(tied for 3rd among all shooting guards since 2009 & fourth all-time among all players)

## 2015-16 NC STATE HONOR ROLL

Preseason All-ACC

Cat Barber (2nd Team Preseason All-ACC)

Legends Classic All-Tournament Team

Cat Barber

ACC Player of the Week

Cat Barber (Nov. 30), (Dec. 21)

Double-Figure Scoring Games

Barber 19, Abu 15, Rowan 14, Caleb Martin 11, Cody Martin 3, Anya 2, Freeman 1

Led Pack in Points (includes ties)

Barber 16, Caleb Martin 3, Rowan 2

Led Pack in Rebounds (includes ties)

Abu 12, Anya 4, Freeman 4, Barber 1

Led Pack in Assists (includes ties)

Barber 13, Cody Martin 4, Caleb Martin 2, Freeman 2, Abu 2, Anya 1

Led Pack in Steals (includes ties)

Cody Martin 7, Caleb Martin 5, Barber 5, Anya 4, Rowan 2, Freeman 2, Abu 1

Double-Doubles

Abu 10, Barber 1, Cody Martin 1, Freeman 1

**Gottfried vs. Miami (3-4)**

1/22/15	Miami 65, NC State 60 (Miami)
3/13/14	NC State 67, Miami 58 (Greensboro)
3/1/13	Miami 85, NC State 70 (PNC Arena)
2/8/14	NC State 56, Miami 55 (Miami)
3/16/13	Miami 81, NC State 71 (Greensboro)
2/2/13	Miami 79, NC State 78 (PNC Arena)
2/29/12	NC State 78, Miami 73 (Miami)

**State's Recent Wins Over Ranked Teams**

1/19/16	NC State 78, #20 Pittsburgh 61 (at Pitt) *
11/24/15	NC State 83, #22 LSU 72 (at Brooklyn) *
3/21/15	NC State 71, #4 Villanova 68 (NCAA Tourn.)
2/24/15	NC State 58, #15 UNC 46 (at UNC)
2/14/15	NC State 74, #9 Louisville 65 (at Louisville)
1/11/15	NC State 87, #2 Duke 75 (at PNC)
3/14/14	NC State 66, #11 Syracuse 63 (ACC)
1/12/13	#20 NC State 84, #1 Duke 76 (at PNC)

\* USA Today/ESPN Coaches Poll, unranked in AP



## WOLFPACK IN THE ACC STATS

## TEAM STATS

Category (Total)	ACC Rank
Scoring (74.7)	11th
Scoring Defense (71.8)	11th
FT Percentage (.685)	12th
FG Percentage (.422)	13th
FG Pct. Defense (.419)	6th
3FG Percentage (.331)	13th
3FG Pct. Defense (.374)	14th
Rebounding Margin (+5.0)	6th
Blocks (4.52)	8th
Assists (11.90)	15th
Steals (4.55)	15th
Turnover Margin (-0.19)	14th
Assist-Turnover Ratio (1.06)	11th
3FG Made Per Game (5.86)	12th

## PLAYER STATS

Cat Barber	ACC Rank
Scoring (22.8)	1st
Assists (4.67)	4th
FT pct. (.865)	4th
FTs made (147)	1st
Minutes Played (38.52)	1st

Caleb Martin	ACC Rank
3FG Made (2.19)	10th

Lennard Freeman	ACC Rank
Rebounding (6.8)	14th
Offensive Rebounds (2.76)	10th

BeeJay Anya	ACC Rank
Blocks (2.62)	1st

Maverick Rowan	ACC Rank
3FG Made (2.33)	5th
Minutes Played (33.33)	8th

Abdul-Malik Abu	ACC Rank
Rebounding (8.6)	8th
Offensive Rebounds (3.48)	3rd
Defensive Rebounds (5.14)	9th

## ATHLETICS COMMUNICATIONS

Basketball Contact: Josh Rattray  
 Office Phone: 919-515-1182  
 Cell Phone: 919-605-2445  
 Twitter: @gopackjrat  
 E-Mail: josh\_rattray@ncsu.edu

Press Row Phone: 919-861-6190  
 Websites: GoPack.com  
 CoachGott.com  
 MBB Twitter: @PackMensBball

## PACK ADDS TOP PG DENNIS SMITH, JR.

NC State gained some momentum for the future when it signed Dennis Smith, Jr., the nation's top point guard, to a National Letter of Intent. Smith, from Fayetteville, N.C. is ranked fourth in the Class of 2016 by both ESPN.com and Rivals, sixth by 247Sports.com and eighth by Scout. Smith averaged 22.2 points per game as a junior at Trinity Christian School last year. Smith has enrolled at NC State and is with the Pack full-time now.

## GOTTFRIED SIGNS EXTENSION

On the day of his fifth season at the school, Mark Gottfried and NC State announced a new contract that will keep the coach in Raleigh through the 2019-20 season. Gottfried's annual compensation increased from \$2.06 million to \$2.48 million.

## COME TO STATE, STAY AT STATE

Mark Gottfried was hired at NC State in April of 2011, and he built his staff. That staff has stayed in place now going into its fourth season, with that continuity playing a part in NC State's success. In the ACC, only Miami, Syracuse and Notre Dame join NC State as schools that have had their head coach and three main assistants together the last four years.

## FOUR HALL OF FAME VICTORIES

Last season, in addition to the team's run to the Sweet 16, the Wolfpack defeated four coaches who are currently members of the Naismith Memorial Basketball Hall of Fame. Victories over Duke and Syracuse at home and road wins at UNC Chapel Hill and Louisville made Mark Gottfried the nation's only coach to own four wins over Hall of Fame coaches last season.

## NATIONALLY-RANKED IN 2014-15

After wins over LSU and Villanova landed the Wolfpack in the Sweet 16, NC State was listed in the season's final ESPN/USA Today Coaches Poll. The Pack was ranked No. 24 in the final poll. It was the first time finishing the season ranked since the team's Sweet 16 run in 2012, which landed the Pack at No. 20 in the final ranking.

## WOLFPACK STAYS 3 STRIPE

Just as this basketball season tipped off, NC State Athletics announced a six-year extension with apparel company Adidas. The contract, which runs to July 2022, with worth \$38.7 million in footwear, apparel and other financial considerations.

## NC STATE AND THE PROGRAM

When NC State had the instructors from The Program come to campus this fall, the Wolfpack players pushed themselves mentally and physically to their limits. At the end of the grueling two days, it was Caleb Martin who the instructors dubbed 'The Spartan Warrior'. Martin was lauded as the team's best leader during the two days and demonstrated teamwork and mental and physical toughness. That has translated onto the court for the 6-7 sophomore wing, who is averaging 15.2 points per game and is fourth in the ACC in minutes played (36.2).

## THE PROGRAM

Here are some of the physical activities the Wolfpack did with the military instructors from The Program:

- different series of exercises and drills conducted in perfect precision
- drills involving 50-lb. sandbags and 7-foot-long poles
- fireman-carry suicides for 21-, 41- and 61-yard lengths done only with teammate instruction
- individual and team drills in the pool beginning at 4 a.m.



SCAN THIS QR CODE  
FOR MORE CONTENT




## WHAT DO WE NEED TO REPLACE?

NC State must replace three of its top four scorers from last season's. Trevor Lacey (2nd Team All-ACC) and Ralston Turner were the team's top scorers, followed by returnee Cat Barber and outbound transfer Kyle Washington.

- NC State lost 53% of overall scoring
- Turner and Lacey: 28.5 ppg and 72% of team's made 3FGs
- Turner and Lacey: Scored 40% of NC State's points (43% in ACC play)



**Trevor Lacey**  
15.7 ppg, .392 3FG%



**Ralston Turner**  
12.8 ppg, .367 3FG%



**Kyle Washington**  
6.8 ppg, 18 starts

## 2015-16 MISCELLANEOUS STATS

Stat	NCSU	Opp.
Pts Per Game off TOs	12.1	11.5
2nd Chance Pts Per Game	15.1	12.2
Pts in Paint Per Game	29.6	28.7
Fast Break Pts	8.9	11.2
Bench Scoring	11.8	20.4

### Dunks

Abu 29, Anya 14, Ca. Martin 3, Co. Martin 2, Kirk 2, Freeman 1

### Charges Taken

Ca. Martin 7, Barber 7, Freeman 6, Co. Martin 4, Rowan 1

### Deflections (unofficial)

Ca. Martin 39, Cody Martin 30, Barber 23, Rowan 18, Anya 13, Freeman 10, Abu 5

### And 1's

Abu 11, Anya 10, Barber 9, Rowan 4, Freeman 3, Ca. Martin 2, Co. Martin 2  
**FTs on And 1: 23 of 41 (.561)**

### Control Opening Jump Ball

12 of 21 (last vs. Duke)

## #Cat12 Assist Check

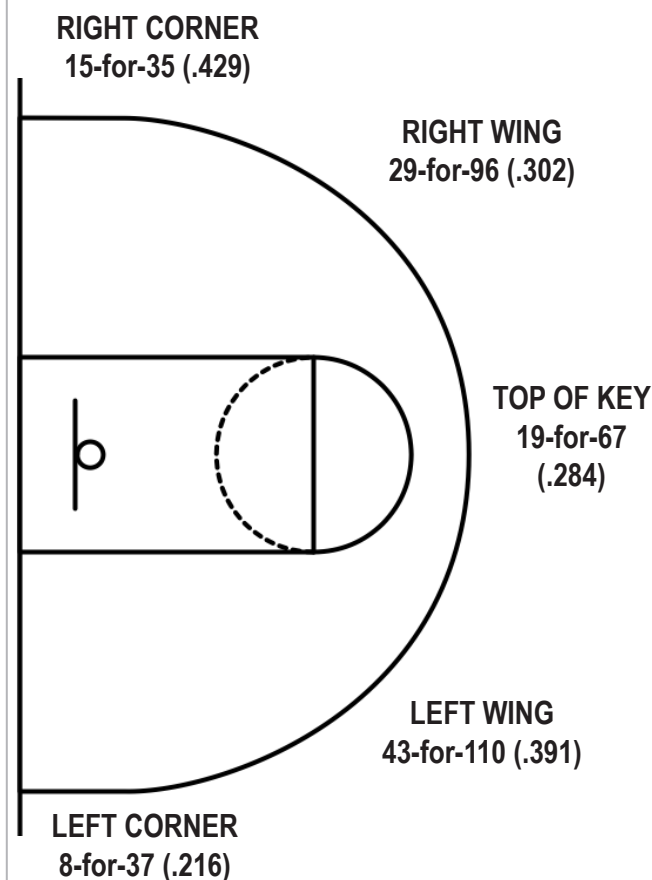
NC State point guard Cat Barber this season has 93 assists against 49 turn-over this season. Here's a breakdown of Barber's assists this season:

<b>Barber Assists</b>	<b>98</b>
<b>Barber Turnovers</b>	<b>49</b>
<b>3-Pointers</b>	<b>37</b>
<b>Lay-ups/Dunks</b>	<b>25</b>

Player	No.	Pct.
To Maverick Rowan	34	34.7
To Caleb Martin	26	26.5
To Abdul-Malik Abu	19	19.4
To Lennard Freeman	6	6.1
To BeeJay Anya	6	6.1
To Cody Martin	6	6.1
To Shaun Kirk	1	1.0

## AROUND THE WORLD

Here is a visual of NC State's long-range shooting this season around the 3-point arc:





## Game #5 - NC State 83, #22/17 LSU 72 (OT)

Nov. 24, 2015 - Brooklyn, N.Y.

## LSU 72 • 3-2

##	Player		Total		3-Ptr		Rebounds			PF	TP	A	TO	Blk	Stl	Min
			FG-FGA	FG-FGA	FT-FTA	Off Def Tot	PF	TP	A TO Blk Stl							
25	SIMMONS, Ben	f	1-6	0-0	2-5	3 11 14	5	4	10 0 3 3	40-						
02	ROBINSON III, Elbert	c	2-4	0-0	0-0	2 2 4	4	4	0 3 1 0	21						
03	BLAKENEY, Antonio	g	4-17	3-11	0-0	0 3 3	0	11	1 2 0 1	34						
15	PATTERSON, Jaly	g	3-5	1-3	0-0	0 0 0	3	7	1 2 0 2	16						
55	QUARTERMAN, Tim	g	7-20	3-7	2-3	4 5 9	2	19	2 1 0 0	38						
00	SAMPSON, Brandon		7-12	4-9	0-0	1 2 3	0	18	1 1 0 1	25						
05	GRAY, Josh		2-11	0-3	0-0	1 1 2	4	4	2 2 1 1	26						
20	BRIDGEWATER, Brian		2-2	0-0	1-2	1 3 4	4	5	0 1 0 1	24						
21	EPPS, Aaron		0-0	0-0	0-0	0 0 0	1	0	0 0 0 0	1						
	Team					0 2 2										
Totals			28-77	11-33	5-10	12 29 41	23	72	17 12 5 9	225						

FG % 1st Half: 13-31 41.9% 2nd half: 12-37 32.4% OT: 3-9 33.3% Game: 28-77 36.4% Deadba  
 3FG % 1st Half: 3-13 23.1% 2nd half: 7-16 43.8% OT: 1-4 25.0% Game: 11-33 33.3% Rebound  
 FT % 1st Half: 2-3 66.7% 2nd half: 3-7 42.9% OT: 0-0 0.0% Game: 5-10 50.0%

## NC State 83 • 3-2

##	Player		Total		3-Ptr		Rebounds			PF	TP	A	TO	Blk	Stl	Min
			FG-FGA	FG-FGA	FT-FTA	Off Def Tot	PF	TP	A TO Blk Stl							
00	Abu, Abdul-Malik	f	6-14	0-0	3-6	3 9 12	1	15	1 1 0 0	29						
01	Freeman, Lennard	f	1-2	0-0	2-2	3 1 4	3	4	1 2 0 0	19						
24	Rowan, Maverick	f	3-11	2-7	2-2	2 2 4	1	10	2 1 0 0	39						
12	Barber, Anthony	g	4-12	0-0	12-12	0 7 7	0	20	7 1 0 1	43						
14	Martin, Caleb	g	6-18	4-10	0-0	0 9 9	2	16	3 4 1 1	37						
15	Martin, Cody		6-10	0-0	2-3	6 4 10	2	14	4 2 1 4	37						
21	Any, BeeJay		1-1	0-0	2-4	1 2 3	2	4	0 0 0 0	21						
	Team					1 4 5			3							
Totals			27-68	6-17	23-29	16 38 54	11	83	18 14 2 6	225						

FG % 1st Half: 13-32 40.6% 2nd half: 10-29 34.5% OT: 4-7 57.1% Game: 27-68 39.7% Deadba  
 3FG % 1st Half: 3-7 42.9% 2nd half: 2-9 22.2% OT: 1-1 100.0% Game: 6-17 35.3% Rebound  
 FT % 1st Half: 4-4 100.0% 2nd half: 10-15 66.7% OT: 9-10 90.0% Game: 23-29 79.3%

Officials: Brian O'Connell, Guy Pagano, Tom Courtney

Technical fouls: LSU-None. NC State-None.

Attendance: 4775

2015 FanDuel Legends Classic Consolation Game

Score by periods	1st	2nd	OT	Total
LSU	31	34	7	72
NC State	33	32	18	83

	Points	In	Off	2nd	Fast	Bench
LSU	30	Paint	T/O	Chance	Break	
ST	32	14	12	18	27	

## Game #7 - Michigan 66, NC State 59

Dec. 1, 2015 - PNC Arena

## Michigan 66 • 5-2

##	Player		Total		3-Ptr		Rebounds			PF	TP	A	TO	Blk	Stl	Min
			FG-FGA	FG-FGA	FT-FTA	Off Def Tot	PF	TP	A TO Blk Stl							
10	Walton Jr., Derrick	*	1-1	0-0	2-2	0 1 2	0	4	2 2 0 1	13						
02	Irvin, Zak	*	3-11	1-6	0-0	1 4 5	2	7	4 1 0 0	37						
23	LeVert, Caris	*	4-10	1-4	9-10	0 9 9	2	18	7 2 1 0	37						
24	Dawkins, Aubrey	*	1-3	0-0	0-0	0 0 0	3	2	0 1 0 0	15						
32	Doyle, Ricky	*	3-4	0-0	0-0	0 4 4	2	6	0 3 1 0	16						
02	Albrecht, Spike		0-0	0-0	0-0	0 0 0	1	0	1 0 0 0	5						
03	Chatman, Kameron		0-0	0-0	0-0	0 1 1	2	0	1 0 0 0	5						
05	Wilson, D.J.		0-0	0-0	0-0	0 0 0	0	0	0 0 0 0	1						
10	Abdur-Rahkman, M-A		2-4	0-2	0-0	0 4 4	1	4	0 0 0 1	25						
13	Wagner, Moritz		4-7	0-1	0-1	1 1 2	4	8	0 2 0 0	23						
22	Robinson, Duncan		6-8	5-7	0-0	0 3 3	3	17	0 0 0 1	23						
	Team					0 2 2										
Totals			24-48	7-20	11-13	2 30 32	20	66	15 11 2 3	200						

FG % 1st Half: 13-24 54.2% 2nd half: 11-24 45.8% Game: 24-48 50.0% Deadba  
 3FG % 1st Half: 4-10 40.0% 2nd half: 3-10 30.0% Game: 7-20 35.0% Rebound  
 FT % 1st Half: 4-4 100.0% 2nd half: 7-9 77.8% Game: 11-13 84.6%

## NC State 59 • 4-3

##	Player		Total		3-Ptr		Rebounds			PF	TP	A	TO	Blk	Stl	Min
			FG-FGA	FG-FGA	FT-FTA	Off Def Tot	PF	TP	A TO Blk Stl							
00	Abu, Abdul-Malik	*	0-6	0-0	2-2	0 1 1	1	2	0 0 0 0	13						
01	Freeman, Lennard	*	0-3	0-0	0-0	4 2 6	1	0	1 0 0 1	20						
12	Barber, Anthony	*	6-13	0-1	4-4	1 2 3	5	16	4 1 0 0	36						
14	Martin, Caleb	*	5-12	3-9	6-6	3 4 7	2	19	1 1 0 1	38						
24	Rowan, Maverick	*	1-11	1-6	2-2	1 6 7	3	5	1 2 0 2	35						
15	Martin, Cody		3-7	0-0	2-4	0 2 2	1	8	1 0 0 1	28						
21	Any, BeeJay		4-5	0-0	1-6	2 5 7	2	9	0 2 3 0	28						
22	Kirk, Shaun		0-1	0-1	0-0	0 0 0	2	0	0 1 0 1	2						
	Team					2 1 3										
Totals			19-58	4-17	17-24	13 23 36	17	59	8 7 3 6	200						

FG % 1st Half: 11-29 37.9% 2nd half: 8-29 27.6% Game: 19-58 32.8% Deadba  
 3FG % 1st Half: 3-11 27.3% 2nd half: 1-6 16.7% Game: 4-17 23.5% Rebound  
 FT % 1st Half: 1-3 33.3% 2nd half: 16-21 76.2% Game: 17-24 70.8%

Officials: Jamie Luckie, Mike Eades, Bill Covington

Technical fouls: Michigan-None. NC State-None.

Attendance: 17645

Fouled out: NCSU: #12 Barber, A. @ 0:17.4 in 2nd half

Score by periods	1st	2nd	Total
Michigan	34	32	66
NC State	26	33	59

Last FG - MICH 2nd-02:12, ST 2nd-00:01.

Largest lead - MICH by 15 2nd-14:27, ST by 5 1st-18:23.

MICH led for 28:00. ST led for 10:05. Game was tied for 01:30.

	Points	In	Off	2nd	Fast	Bench
MICH	28	Paint	T/O	Chance	Break	
ST	17	6	11	7	3	17

Score tied - 1 time.  
Lead changed - 5 times.

## Game #6 - NC State 87, Winthrop 79

Nov. 27, 2015 - PNC Arena

## Winthrop 79 • 4-1

##	Player		Total		3-Ptr		Rebounds			PF	TP	A	TO	Blk	Stl	Min
			FG-FGA	FG-FGA	FT-FTA	Off Def Tot	PF	TP	A TO Blk Stl							
05	Johnson, Keon	*	4-12	3-6	4-4	0 2 2	4	15	1 1 0 0	32						
12	Cooks, Xavier	*	4-7	0-2	2-3	1 2 3	5	10	3 1 0 0	23						
13	Broman, Bjorn	*	4-10	2-6	0-0	1 2 3	4	10	3 1 0 0	36						
25	Price, Zach	*	1-5	0-0	1-2	0 3 3	3	3	0 1 0 1	14						
42	Davenport, Joshua	*	1-3	0-0	0-0	2 5 7	4	2	2 1 0 1	19						
00	Okeke, Duby		0-5	0-0	1-2	3 5 8	3	1	0 5 4 1	24						
01	Perkins, Roderick		0-4	0-2	0-0	2 2 4	1	0	1 0 0 0	14						
32	Poole, Freddy		0-0	0-0	0-0	0 0 0	0	0	0 0 0 1	2						
44	Gavin, Jimmy		10-15	7-12	11-12	1 1 2	3	38	1 1 0 1	36						
	Team					0 2 2			2							
Totals			24-61	12-28	19-23	10 24 34	27	79	11 13 4 5	200						

FG % 1st Half: 13-32 40.6% 2nd half: 11-29 37.9% Game: 24-61 39.3% Deadba  
 3FG % 1st Half: 7-16 43.8% 2nd half: 5-12 41.7% Game: 12-28 42.9% Rebound  
 FT % 1st Half: 6-8 75.0% 2nd half: 13-15 86.7% Game: 19-23 82.6%

## NC State 87 • 4-2

#	Player		Total		3-Ptr	Rebounds					PF	TP	A	TO	Blk	Stl	Min
			FG-FGA	FG-FGA	FT-FTA	Off	Def	Tot									
00	Abu, Abdul-Malik	*	1-4	0-0	0-2	0	3	3	2	2	2	2	2	0	1	14	
01	Freeman, Lennard	*	4-7	0-0	1-4	3	7	10	2	9	1	0	0	0	31		
12	Barber, Anthony	*	9-19	0-0	19-22	1	3	4	2	37	8	3	0	0	39		
14	Martin, Caleb	*	3-8	1-6	4-4	1	4	5	4	11	1	1	1	1	37		
24	Rowan, Maverick	*	7-13	3-6	0-0	2	3	5	4	17	1	1	0	0	34		
15	Martin, Cody		3-8	0-0	1-2	2	3	5	2	7	2	0	1	1	26		
21	Any, BeeJay		2-3	0-0	0-0	1	1	2	5	4	0	2	4	1	19		
	Team					3	4	7									
Totals			29-62	4-12	25-34	13	28	41	21	87	15	9	6	4	200		

## Game #9 - NC State 65, South Florida 46

### Dec. 13, 2015 - Tampa, Fla.

#### NC State 65 • 6-3

#	Player		Total		3-Ptr	Rebounds			PF	TP	A	TO	Blk	Stl	Min
			FG-FGA	FG-FGA		FT-FTA	Off	Def							
00	Abu, Abdul-Malik	f	5-13	0-0	1-2	9	5	14	3	11	1	1	0	1	29
21	Any, BeeJay	f	7-8	0-0	3-6	2	5	7	3	17	1	2	5	1	24
12	Barber, Anthony	g	6-20	1-5	6-8	2	5	7	0	19	6	3	0	1	40-
14	Martin, Caleb		1-10	1-7	0-0	0	5	5	1	3	2	2	1	0	34
24	Rowan, Maverick	g	1-10	0-7	1-1	1	1	2	3	3	2	0	0	0	29
01	Freeman, Lennard		2-3	0-0	1-2	5	3	8	1	5	1	0	0	1	25
15	Martin, Cody		2-2	0-0	0-2	0	3	3	2	4	0	1	0	2	15
22	Kirk, Shaun		1-2	1-2	0-0	0	1	1	1	3	0	0	0	0	4
Team						3	1	4							
Totals			25-68	3-21	12-21	22	29	51	14	65	13	9	6	6	200
FG % 1st Half: 15-39			38.5%	2nd half: 10-29		34.5%	Game: 25-68		36.8%	Deadba					
3FG % 1st Half: 2-12			16.7%	2nd half: 1-9		11.1%	Game: 3-21		14.3%	Rebound					
FT % 1st Half: 3-6			50.0%	2nd half: 9-15		60.0%	Game: 12-21		57.1%	5					

#### USF 46 • 2-8

#	Player		Total		3-Ptr	Rebounds			PF	TP	A	TO	Blk	Stl	Min
			FG-FA	FG-FA		FT-FTA	Off	Def							
01	PERRY, Chris	f	0-3	0-0	2-2	1	5	6	4	2	1	0	0	0	17
22	NUNEZ, Angel	f	2-8	1-4	0-0	1	2	3	1	5	0	2	0	0	28
33	GUERRERO, Ruben	c	3-6	0-0	0-0	2	3	5	1	6	0	2	3	0	24
00	MCMURRAY, Jahmal	g	6-16	1-5	0-0	0	4	4	3	13	4	0	0	2	36
05	MORILLO, Nehemias	g	4-10	0-3	2-3	0	0	0	2	10	1	1	0	1	31
03	PETERS, Roddy		1-3	0-0	0-0	1	0	1	0	2	0	1	0	0	8
15	COUSINS, Jaleel		2-10	0-0	4-6	8	4	12	3	8	0	4	1	1	27
35	ZEIGLER, Bo		0-4	0-0	0-0	1	3	4	3	0	0	3	2	1	22
42	SANTOS, Luis		0-1	0-0	0-0	0	2	2	2	0	0	0	0	0	7
Team						2	2	4			1				
Totals			18-61	2-12	8-11	16	25	41	19	46	6	14	6	5	200
FG % 1st Half: 5-28			17.9%	2nd half: 13-33		39.4%	Game: 18-61		29.5%	Deadba					
3FG % 1st Half: 0-4			0.0%	2nd half: 2-8		25.0%	Game: 2-12		16.7%	Rebound					
FT % 1st Half: 5-6			83.3%	2nd half: 3-5		60.0%	Game: 8-11		72.7%	1					

Officials: Gerry Pollard, Joe DeRosa, Jeff Clark  
 Technical fouls: NC State-None. USF-None.  
 Attendance: 2945  
 Time of Game: 1:44

Score by periods				In	Off	2nd	Fast	Bench
1st	2nd	Total						
NC State	35	30	65	Points	Paint	T/O	Chance	Break
USF	15	31	46	ST	USF	19	15	8
						7	10	6
								12
								10

## Game #11 - NC State 73, Missouri 59

### Dec. 19, 2015 - Columbia, Mo.

#### NC State 73 • 8-3

#	Player	Total		3-Ptr	Rebounds			PF	TP	A	TO	Blk	Stl	Min	
		FG-FGA	FG-FGA		FT-FTA	Off	Def								Tot
00	Abu, Abdul-Malik	*	4-8	0-0	5-5	3	8	11	3	13	0	1	1	0	33
12	Barber, Anthony	*	9-15	2-4	13-15	1	6	7	2	33	4	3	0	0	39
14	Martin, Caleb	*	2-14	1-9	0-0	1	1	2	2	5	2	2	0	1	29
21	Any, BeeJay	*	1-2	0-0	1-2	1	5	6	3	3	1	2	1	0	22
24	Rowan, Maverick	*	4-9	2-3	2-4	2	1	3	3	12	2	0	0	0	32
01	Freeman, Lennard		0-1	0-0	1-2	2	4	6	2	1	0	0	0	1	24
15	Martin, Cody		2-5	0-0	2-2	2	0	2	2	6	1	0	2	2	21
	Team					3	1	4			1				
Totals			22-54	5-16	24-30	15	26	41	17	73	10	9	4	4	200
FG % 1st Half: 11-26		42.3%	2nd half: 11-28		39.3%	Game: 22-54		40.7%	Deadball						
3FG % 1st Half: 3-9		33.3%	2nd half: 2-7		28.6%	Game: 5-16		31.3%	Rebounds						
FT % 1st Half: 4-7		57.1%	2nd half: 20-23		87.0%	Game: 24-30		80.0%	1						

#### Mizzou 59 • 5-5

		Total		3-Ptr	Rebounds										
#	Player	FG-FA	FG-FA	FT-FTA	Off	Def	Tot	PF	TP	A	TO	Blk	Stl	Min	
01	PHILLIPS	*	2-6	1-3	2-2	0	1	1	3	7	1	1	0	1	21
12	WRIGHT	*	0-6	0-1	2-6	0	3	3	1	2	0	0	0	2	19
15	CLARK	*	3-9	1-3	0-0	1	1	2	3	7	3	1	0	0	22
24	PURYEAR	*	1-2	0-0	2-2	0	2	2	1	4	0	0	0	0	25
44	ROSBURG	*	1-2	0-0	0-1	2	4	6	4	2	1	1	0	0	15
04	ISABELL		4-7	1-2	1-2	1	2	3	2	10	2	2	0	2	24
05	ALLEN		1-1	0-0	1-4	1	0	1	0	3	0	0	0	0	4
10	WALTON		2-3	0-1	0-2	0	0	0	2	4	3	3	0	0	11
23	GANT		2-5	0-0	0-0	1	1	2	2	4	0	0	1	1	16
25	WOODS		2-3	0-0	0-0	0	4	4	3	4	2	0	1	0	19
33	VANLEER		4-7	4-7	0-0	0	2	2	1	12	1	0	0	0	24
Team						1	2	3							
Totals			22-51	7-17	8-19	7	22	29	22	59	13	8	2	6	200
FG % 1st Half: 12-27 44.4% 2nd half: 10-24 41.7% Game: 22-51 43.1% Deadball															
3FG % 1st Half: 3-8 37.5% 2nd half: 4-9 44.4% Game: 7-17 41.2% Rebounds															
FT % 1st Half: 1-2 50.0% 2nd half: 7-17 41.2% Game: 8-19 42.1% 7															

Officials: William Humes, Tim Nestor, Jeffrey Anderson  
 Technical fouls: NC State-None. Mizzou-None.  
 Attendance: 8087

## Game #10 - NC State 76, High Point 73

### Dec. 16, 2015 - PNC Arena

#### High Point 73 • 8-3

#	Player	Total		3-Ptr	Rebounds			PF	TP	A	TO	Blk	Stl	Min	
		FG-FGA	FG-FGA		FT-FTA	Off	Def								Tot
00	Brown, John	*	6-17	0-0	5-6	7	0	7	4	17	2	1	4	2	32
11	Mcintyre, Haiishen	*	0-1	0-1	4-4	0	3	3	2	4	2	0	0	0	24
15	Cugini, Lorenzo	*	4-10	4-7	0-0	0	5	5	2	12	3	2	0	1	36
22	Weary, Adam	*	7-10	0-0	1-1	1	1	2	4	15	3	1	0	2	34
24	Lindauer, Anthony	*	6-11	3-5	3-3	1	6	7	3	18	3	2	1	2	36
02	White, Austin		0-1	0-0	0-0	0	0	0	1	0	0	0	0	0	5
03	Fox, Andre		0-1	0-0	0-0	0	1	1	2	0	0	1	0	0	5
10	Thompson, Tarique		1-4	0-0	0-0	1	1	2	1	2	0	0	0	0	12
12	Perez-Laham, Jorge		2-5	1-3	0-0	1	3	4	2	5	1	1	0	0	16
	Team					0	2	2			1				
Totals			26-60	8-16	13-14	11	22	33	21	73	14	9	5	7	200
FG % 1st Half: 11-28		39.3%	2nd half: 15-32		46.9%	Game: 26-60		43.3%	Deadba						
3FG % 1st Half: 2-5		40.0%	2nd half: 6-11		54.5%	Game: 8-16		50.0%	Rebound						
FT % 1st Half: 7-7		100.0	2nd half: 6-7		85.7%	Game: 13-14		92.9%	0						

#### NC State 76 • 7-3

#	Player	Total		3-Ptr	Rebounds			PF	TP	A	TO	Blk	Stl	Min
---	--------	-------	--	-------	----------	--	--	----	----	---	----	-----	-----	-----



## Game #13 - NC State 72, Northeastern 66

### Dec. 29, 2015 - PNC Arena

#### Northeastern 66 • 8-5

##	Player	Total		3-Ptr	Rebounds			PF	TP	A TO Blk Stl				Min
		FG-FGA	FG-FGA		Off Def Tot									
04	Walker, David	* 5-12	3-7	0-1	0 1 1	2	13	5	5	0	1	34		
11	Miller, Jeremy	* 3-6	0-2	2-2	2 3 5	1	8	0	1	2	1	26		
12	Ford, Quincy	* 5-11	1-4	4-6	2 6 8	5	15	2	1	2	3	32		
15	Donnelly, Caleb	* 4-6	4-6	0-0	0 0 0	1	12	0	1	0	1	29		
33	Stahl, Zach	* 4-11	0-0	1-2	1 6 7	2	9	6	3	0	2	38		
20	Begley, Devon	0-2	0-1	0-0	0 0 0	2	0	0	0	0	1	10		
22	Gresham Jr., Donnell	3-4	3-4	0-0	0 1 1	3	9	0	1	0	1	20		
34	Green, Anthony	0-1	0-0	0-0	1 0 1	1	0	0	0	0	0	3		
40	Abakah, Kwesi	0-1	0-0	0-2	0 2 2	1	0	0	0	0	0	8		
Team					0 3 3					1				
Totals		24-54	11-24	7-13	6 22 28	18	66	13	13	4	10	200		

FG % 1st Half: 10-26 38.5% 2nd half: 14-28 50.0% Game: 24-54 44.4% Deadball Rebounds 2  
 3FG % 1st Half: 2-10 20.0% 2nd half: 9-14 64.3% Game: 11-24 45.8%  
 FT % 1st Half: 3-6 50.0% 2nd half: 4-7 57.1% Game: 7-13 53.8%

#### NC State 72 • 10-3

##	Player	Total		3-Ptr	Rebounds			PF	TP	A TO Blk Stl				Min
		FG-FGA	FG-FGA		Off Def Tot									
00	Abu, Abdul-Malik	* 4-13	0-0	2-2	7 5 12	2	10	0	0	0	1	23		
12	Barber, Anthony	* 11-20	1-3	6-8	2 3 5	2	29	3	2	0	0	40		
14	Martin, Caleb	* 3-8	2-3	0-2	0 7 7	4	8	0	1	1	0	27		
21	Any, BeeJay	* 1-2	0-0	0-0	2 3 5	1	2	0	2	2	2	23		
24	Rowan, Maverick	* 6-12	4-8	0-0	0 2 2	3	16	2	3	0	1	38		
01	Freeman, Lennard	3-4	0-0	1-2	1 3 4	1	7	0	2	0	3	27		
15	Martin, Cody	0-1	0-0	0-0	0 3 3	3	0	3	1	1	1	22		
Team					1 0 1									
Totals		28-60	7-14	9-14	13 26 39	16	72	8	11	4	8	200		

FG % 1st Half: 10-31 32.3% 2nd half: 18-29 62.1% Game: 28-60 46.7% Deadball Rebounds 2,2  
 3FG % 1st Half: 1-5 20.0% 2nd half: 6-9 66.7% Game: 7-14 50.0%  
 FT % 1st Half: 6-7 85.7% 2nd half: 3-7 42.9% Game: 9-14 64.3%

Officials: Bryan Kersey, Jerry Heater, Ray Styons  
 Technical fouls: Northeastern-None. NC State-None.  
 Attendance: 17074  
 Fouled out: NE: #12 Ford, Q. at 0:56.7 in 2nd half

Score by periods	1st	2nd	Total
Northeastern	25	41	66
NC State	27	45	72

Points	In Paint	Off T/O	2nd Chance	Fast Break	Bench
NU	24	14	4	23	9
ST	32	19	8	13	7

## Game #15 - #16/16 Louisville 77, NC State 72

### Jan. 7, 2015 - PNC Arena

#### Louisville 77 • 13-2, 2-0

##	Player	Total		3-Ptr	Rebounds			PF	TP	A TO Blk Stl				Min
		FG-FGA	FG-FGA		Off Def Tot									
00	Lee, Damion	* 4-8	3-5	2-4	0 2 2	3	13	1	1	0	0	36		
03	Lewis, Trey	* 0-4	0-2	4-4	0 2 2	4	4	2	1	0	1	19		
10	Johnson, Jaylen	* 3-8	0-0	2-2	3 4 7	3	8	0	0	1	0	21		
32	Onuaku, Chinanu	* 6-9	0-0	0-2	2 12 14	1	12	0	3	1	1	32		
45	Mitchell, Donovan	* 1-3	0-0	1-2	1 1 2	3	3	4	1	0	0	22		
02	Snider, Quentin	7-11	4-6	3-5	0 0 0	2	21	2	1	0	2	32		
05	Stockman, Matz	0-0	0-0	0-0	0 0 0	0	0	0	0	0	0	1		
13	Spalding, Ray	6-8	0-0	0-0	2 0 2	3	12	1	1	0	1	19		
14	Mahmoud, Anas	0-1	0-0	0-0	0 1 1	2	0	0	1	1	0	7		
22	Adel, Deng	2-5	0-0	0-0	1 0 1	2	4	0	1	1	0	7		
23	Levitich, David	0-0	0-0	0-0	0 1 1	0	0	0	0	0	0	4		
Team					3 1 4					1				
Totals		29-57	7-13	12-19	12 24 36	23	77	10	11	4	5	200		

FG % 1st Half: 14-31 45.2% 2nd half: 15-26 57.7% Game: 29-57 50.9% Deadball Rebounds 3  
 3FG % 1st Half: 3-6 50.0% 2nd half: 4-7 57.1% Game: 7-13 53.8%  
 FT % 1st Half: 3-4 75.0% 2nd half: 9-15 60.0% Game: 12-19 63.2%

#### NC State 72 • 10-5, 0-2

##	Player	Total		3-Ptr	Rebounds			PF	TP	A TO Blk Stl				Min
		FG-FGA	FG-FGA		Off Def Tot									
00	Abu, Abdul-Malik	* 5-10	0-0	5-8	5 7 12	1	15	0	2	1	0	33		
12	Barber, Anthony	* 7-22	1-7	5-5	0 3 3	2	20	4	1	0	1	39		
14	Martin, Caleb	* 3-10	3-7	4-5	2 1 3	4	13	1	2	1	1	28		
21	Any, BeeJay	* 1-2	0-0	0-4	5 2 7	3	2	1	0	1	0	22		
24	Rowan, Maverick	* 5-13	4-8	3-3	1 1 2	4	17	1	0	0	0	32		
01	Freeman, Lennard	0-1	0-0	2-4	3 3 6	3	2	0	1	1	0	24		
15	Martin, Cody	1-3	0-0	1-2	2 2 4	0	3	2	3	1	0	22		
Team					1 1 2					1				
Totals		22-61	8-22	20-31	19 20 39	17	72	9	10	5	2	200		

FG % 1st Half: 8-30 26.7% 2nd half: 14-31 45.2% Game: 22-61 36.1% Deadball Rebounds 7  
 3FG % 1st Half: 2-11 18.2% 2nd half: 6-11 54.5% Game: 8-22 36.4%  
 FT % 1st Half: 11-18 61.1% 2nd half: 9-13 69.2% Game: 20-31 64.5%

Officials: Joe Lindsay, Michael Stephens, Doug Shows  
 Technical fouls: Louisville-None. NC State-None.  
 Attendance: 17762

## Game #14 - Virginia Tech 73, NC State 68 (OT)

### Jan. 2, 2016 - Blacksburg, Va.

#### NC State 68 • 10-4, 0-1

##	Player	Total		3-Ptr	Rebounds			PF	TP	A TO Blk Stl				Min
		FG-FGA	FG-FGA		Off Def Tot									
00	Abu, Abdul-Malik	f 3-7	0-0	2-4	1 7 8	3	8	2	0	0	0	25		
14	Martin, Caleb	f 4-17	3-13	3-3	1 3 4	2	14	0	2	1	0	40-		
21	Any, BeeJay	f 1-4	0-0	4-10	7 5 12	4	6	1	0	5	0	33		
12	Barber, Anthony	g 7-21	2-6	5-6	0 7 7	2	21	2	3	0	0	45		
24	Rowan, Maverick	g 1-8	0-4	4-5	0 1 1	1	6	0	1	0	0	24		
01	Freeman, Lennard	2-4	0-0	2-3	3 3 6	5	6	2	1	1	0	31		
15	Martin, Cody	3-4	0-0	1-2	3 1 4	2	7	0	1	1	1	27		
Team					6 2 8					2				
Totals		21-65	5-23	21-33	21 29 50	19	68	7	10	8	1	225		

FG % 1st Half: 11-30 36.7% 2nd half: 9-29 31.0% OT: 1-6 16.7% Game: 21-65 32.3% Deadball Rebound 8  
 3FG % 1st Half: 4-12 33.3% 2nd half: 1-8 12.5% OT: 0-3 0.0% Game: 5-23 21.7%  
 FT % 1st Half: 8-9 88.9% 2nd half: 8-12 66.7% OT: 5-12 41.7% Game: 21-33 63.6%

#### Virginia Tech 73 • 9-5, 1-0

##	Player	Total		3-Ptr	Rebounds			PF	TP	A TO Blk Stl				Min
		FG-FGA	FG-FGA		Off Def Tot									
00	Shane Henry	f 0-3	0-0	0-4	0 4 4	2	0	0	0	2	0	17		
32	Zach LeDay	f 2-6	0-1	5-6	5 7 12	4	9	1	0	3	1	41		
04	Seth Allen	g 9-19	3-5	2-2	1 3 4	3	23	1	2	1	1	39		
10	Justin Bibbs	g 0-5	0-3	2-2	0 2 2	2	2	0	0	0	0	30		
23	Jalen Hudson	g 10-21	1-5	2-3	2 1 3	5	23	0	1	1	0	28		
05	Justin Robinson	3-5	0-1	0-0	1 2 3	2	6	1	0	0	0	20		
11	Devin Wilson	0-2	0-1	1-2	0 2 2	2	1	0	0	0	0	19		
21	Satchel Pierce	0-0	0-0	0-0	0 0 0	1	0	0	0	0	0	2		
22	Johnny Hamilton	0-0	0-0	0-0	0 1 1	0	0	0	0	0	0	5		
24	Kerry Blackshear Jr.	3-8	1-2	2-3	5 3 8	3	9	0	1	0	0	24		
Team					2 0 2									
Totals		27-69	5-18	14-22	16 25 41	24	73	3	4	7	2	225		

FG % 1st Half: 10-32 31.3% 2nd half: 14-29 48.3% OT: 3-8 37.5% Game: 27-69 39.1% Deadball Rebound 5,2  
 3FG % 1st Half: 1-10 10.0% 2nd half: 4-7 57.1% OT: 0-1 0.0% Game: 5-18 27.8%  
 FT % 1st Half: 3-6 50.0% 2nd half: 5-7 71.4% OT: 6-9 66.7% Game: 14-22 63.6%

Officials: Mike Eades, Lamar Simpson, Bill McCarthy  
 Technical fouls: NC State-None. Virginia Tech-None.  
 Attendance: 4971

Score by periods	1st	2nd	OT	Total
NC State	34	27	7	68
Virginia Tech	24	37	12	73

Points	In Paint	Off T/O	2nd Chance	Fast Break	Bench
ST	24	2	18	4	13
VT	36	15	20	10	16

## Game #16 - Wake Forest 77, NC State 74

### Jan. 10, 2016 - Winston-Salem, N.C.

#### NC State 74 • 10-6, 0-3

#	Player		Total		3-Ptr		Rebounds			PF	TP	A	TO	Blk	Stl	Min
			FG-FGA	FG-FGA	FT-FTA	Off	Def	Tot								
00	Abdul-Malik Abu	f	5-9	0-0	1-1	1	1	2	4	11	0	2	0	0	14	
01	Lennard Freeman	f	2-3	0-0	2-3	4	4	8	2	6	1	2	0	1	24	
12	Anthony Barber	g	10-22	4-8	2-4	0	3	3	4	26	7	2	0	1	40	
14	Caleb Martin	g	3-8	1-6	0-0	4	7	11	4	7	3	2	1	2	35	
24	Maverick Rowan	g	5-16	3-11	0-0	0	3	3	1	13	0	0	0	0	37	
25	Cody Martin		4-9	0-0	0-0	4	4	8	2	8	7	0	0	0	25	
21	BeeJay Anya		0-2	0-0	0-0	1	2	3	5	0	0	1	2	0	20	
22	Shaun Kirk		1-2	0-0	1-2	0	0	0	1	3	0	1	0	0	5	
	Team					0	2	2								
Totals			30-71	8-25	6-10	14	26	40	23	74	18	10	3	4	200	

## Game #17 - Florida State 85, NC State 78

### Jan. 13, 2016 - PNC Arena

Florida State 85 • 11-5, 1-3

#	Player	Total		3-Ptr		Rebounds			PF	TP	A	TO	Blk	Stl	Min
		FG-FGA	FG-FGA	FT-FTA	Off Def Tot										
04	Bacon, Dwayne	*	6-14	2-5	1-3	1	3	4	1	15	2	5	0	1	28
05	Beasley, Malik	*	7-12	2-3	6-7	1	8	9	3	22	0	0	1	1	32
15	Bojanovsky, Boris	*	2-3	0-0	0-1	3	2	5	5	4	0	0	1	1	14
22	Rathan-Mayes, Xavier	*	3-7	1-3	4-6	0	1	1	1	11	7	2	0	1	28
32	Brandon, Montay	*	0-1	0-0	0-0	0	0	0	3	0	0	1	0	1	9
01	Bookert, Devon		6-9	4-4	2-2	2	0	2	2	18	0	0	0	1	26
03	Bell, Benji		1-4	0-0	0-0	1	3	4	2	2	1	2	0	0	11
14	Mann, Terance		3-6	0-2	1-3	3	6	9	2	7	0	0	2	0	27
21	Koumadje, Chris		1-3	0-0	0-0	1	1	2	1	2	0	1	3	0	11
23	Smith, Jarquez		2-3	0-0	0-0	1	0	1	2	4	0	2	1	0	14
Team						1	2	3							
Totals			31-62	9-17	14-22	14	26	40	22	85	10	13	8	6	200

FG % 1st Half: 15-29 51.7% 2nd half: 16-33 48.5% Game: 31-62 50.0%  
 3FG % 1st Half: 5-10 50.0% 2nd half: 4-7 57.1% Game: 9-17 52.9%  
 FT % 1st Half: 3-8 37.5% 2nd half: 11-14 78.6% Game: 14-22 63.6%

Deadball  
Rebound  
4

NC State 78 • 10-7, 0-4

#	Player	Total		3-Ptr		Rebounds			PF	TP	A	TO	Blk	Stl	Min
		FG-FGA	FG-FGA	FT-FTA	Off Def Tot										
00	Abu, Abdul-Malik	*	6-12	0-0	9-11	7	6	13	1	21	6	2	0	0	37
12	Barber, Anthony	*	6-14	2-5	2-2	0	3	3	4	16	3	2	0	1	34
14	Martin, Caleb	*	2-13	1-10	2-2	1	2	3	3	7	2	1	1	0	32
21	Any, BeeJay	*	1-1	0-0	0-2	2	2	4	2	2	0	2	1	2	17
24	Rowan, Maverick	*	6-16	3-9	7-9	3	0	3	3	22	0	1	0	0	37
01	Freeman, Lennard		1-3	0-0	2-2	4	4	8	3	4	1	2	0	1	17
15	Martin, Cody		2-4	1-1	1-4	1	3	4	2	6	1	1	0	2	24
22	Kirk, Shaun		0-1	0-1	0-0	0	0	0	1	0	0	1	0	0	2
Team						2	1	3							
Totals			24-64	7-26	23-32	20	21	41	19	78	13	12	2	6	200

FG % 1st Half: 10-30 33.3% 2nd half: 14-34 41.2% Game: 24-64 37.5%  
 3FG % 1st Half: 3-14 21.4% 2nd half: 4-12 33.3% Game: 7-26 26.9%  
 FT % 1st Half: 5-9 55.6% 2nd half: 18-23 78.3% Game: 23-32 71.9%

Deadball  
Rebound  
3

Officials: Roger Ayers, Tim Kelly, Michael Roberts  
 Technical fouls: Florida State-None. NC State-None.  
 Attendance: 16846  
 Fouled out: FSU: #15 Bojanovsky, B. at 1:20 in 2nd half

Score by periods	1st	2nd	Total
Florida State	38	47	85
NC State	28	50	78

Points	In Paint	Off T/O	2nd Chance	Fast Break	Bench
FS	40	12	22	17	33
ST	26	17	14	11	10

## Game #18 - #5 North Carolina 67, NC State 55

### Jan. 16, 2016 - Chapel Hill, N.C.

NC State 55 • 10-8, 0-5 ACC

#	Player	Total		3-Ptr		Rebounds			PF	TP	A	TO	Blk	Stl	Min
		FG-FGA	FG-FGA	FT-FTA	Off Def Tot										
00	Abu, Abdul-Malik	r	5-14	0-0	2-2	8	6	14	5	12	3	2	0	0	27
21	Any, BeeJay	r	1-2	0-0	0-0	1	3	4	5	2	0	1	3	0	28
12	Barber, Anthony	g	4-11	1-2	0-0	0	3	3	1	9	1	5	0	0	35
15	Martin, Cody	g	4-7	0-0	2-4	4	3	7	0	10	3	4	0	1	32
24	Rowan, Maverick	g	4-15	2-8	0-0	1	0	1	2	10	0	1	0	1	36
01	Freeman, Lennard		1-1	0-0	1-2	1	1	2	0	3	0	1	0	0	21
14	Martin, Caleb		3-5	1-2	2-2	1	1	2	3	9	0	3	0	2	21
Team						1	3	4							
Totals			22-55	4-12	7-10	17	20	37	16	55	7	18	3	4	200

FG % 1st Half: 13-28 46.4% 2nd half: 9-27 33.3% Game: 22-55 40.0%  
 3FG % 1st Half: 2-5 40.0% 2nd half: 2-7 28.6% Game: 4-12 33.3%  
 FT % 1st Half: 1-2 50.0% 2nd half: 6-8 75.0% Game: 7-10 70.0%

Deadball  
Rebound  
2,3

North Carolina 67 • 16-2, 5-0 ACC

#	Player	Total		3-Ptr		Rebounds			PF	TP	A	TO	Blk	Stl	Min
		FG-FGA	FG-FGA	FT-FTA	Off Def Tot										
03	Kennedy Meeks	r	10-16	0-0	3-4	5	1	6	1	23	0	1	3	1	30
11	Brice Johnson	r	3-6	0-0	0-1	0	2	2	4	6	0	2	2	1	18
44	Justin Jackson	r	2-9	1-3	1-2	3	0	3	2	6	2	1	0	0	28
02	Joel Berry II	g	5-9	3-5	1-2	1	3	4	1	14	4	3	1	1	32
05	Marcus Paige	g	1-9	0-6	1-2	0	2	2	0	3	3	2	0	2	31
00	Nate Britt	g	1-5	1-3	0-0	2	1	3	1	3	4	0	0	0	17
01	Theo Pinson		0-5	0-2	2-2	1	2	3	0	2	0	0	0	0	12
04	Isaiah Hicks		3-5	0-0	4-6	3	3	6	4	10	2	0	1	0	18
24	Kenny Williams		0-0	0-0	0-0	0	0	0	0	0	0	0	0	0	2
32	Luke Maye		0-2	0-1	0-0	2	2	4	1	0	2	0	0	0	7
42	Joel James		0-0	0-0	0-0	0	0	0	1	0	0	0	0	0	5
Team						4	1	5							
Totals			25-66	5-20	12-19	21	17	38	15	67	17	9	7	8	200

FG % 1st Half: 11-32 34.4% 2nd half: 14-34 41.2% Game: 25-66 37.9%  
 3FG % 1st Half: 2-9 22.2% 2nd half: 3-11 27.3% Game: 5-20 25.0%  
 FT % 1st Half: 5-11 45.5% 2nd half: 7-8 87.5% Game: 12-19 63.2%

Deadball  
Rebound  
4

Officials: Mike Eades, Sean Hull, Terry Wymer  
 Technical fouls: NC State-None. North Carolina-None.  
 Attendance: 21750

Score by periods	1st	2nd	Total
NC State	29	26	55
North Carolina	29	38	67

Points	In Paint	Off T/O	2nd Chance	Fast Break	Bench
ST	26	7	23	4	12
NC	36	17	24	7	15

Last FG - ST 2nd-02:15, NC 2nd-02:31.  
 arrest lead - ST hv 5 1st-10:48, NC hv 12 2nd-06:59.

Score tied - 3 times.  
 Lead changed - 8 times.

## Game #19 - NC State 78, #20 Pittsburgh 61

### Jan. 19, 2016 - Pittsburgh, Pa.

NC State 78 • (11-8, 1-5 ACC)

#	Player	Total		3-Ptr		Rebounds			PF	TP	A	TO	Blk	Stl	Min
		FG-FGA	FG-FGA	FT-FTA	Off Def Tot										
00	Abu, Abdul-Malik	f	7-13	0-0	2-4	2	8	10	3	16	0	3	1	0	34
15	Martin, Cody	f	2-4	0-0	0-0	0	4	4	1	4	4	2	1	2	33
21	Any, BeeJay	c	3-3	0-0	0-1	1	2	3	3	6	0	1	0	0	15
12	Barber, Anthony	g	8-18	1-2	14-14	0	7	7	2	31	8	8	0	1	38
24	Rowan, Maverick	g	5-11	4-6	0-0	1	0	1	0	14	0	3	0	0	31
01	Freeman, Lennard		2-4	0-0	0-1	5	9	14	3	4	0	0	0	0	28
14	Martin, Caleb		1-5	1-4	0-0	0	3	3	3	3	0	1	0	0	21
Team						4	0	4			1				
Totals			28-58	6-12	16-20	13	33	46	15	78	12	19	2	3	200

FG % 1st Half: 18-31 58.1% 2nd half: 10-27 37.0% Game: 28-58 48.3%  
 3FG % 1st Half: 5-8 62.5% 2nd half: 1-4 25.0% Game: 6-12 50.0%  
 FT % 1st Half: 3-3 100.0 2nd half: 13-17 76.5% Game: 16-20 80.0%

Deadball  
Rebound  
1

Pittsburgh 61 • (15-3, 4-2 ACC)

#	Player		Total		3-Ptr	Rebounds									
			FG-FGA	FG-FGA	FT-FTA	Off	Def	Tot	PF	TP	A	TO	Blk	Stl	
01	Jamel Artis	f	4-10	1-4	7-10	1	6	7	2	16	4	5	1	0	30
02	Michael Young	f	6-13	0-0	2-2	1	6	7	0	14	1	3	1	2	34
05	Rafael Maia	c	0-0	0-0	0-0	1	0	1	3	0	0	1	0	0	9
00	James Robinson	g	3-12	2-5	1-2	0	1	1	2	9	5	0	0	1	35
15	Sterling Smith	g	1-1	0-0	2-2	0	0	0	1	4	2	0	0	0	13
03	Damon Wilson		1-3	0-1	0-1	0	0	0	3	2	0	0	0	0	8
04	Ryan Luther		1-2	0-0	0-0	1	2	3	1	2	0	1	1	1	10
12	Chris Jones		2-5	1-3	0-0	0	1	1	3	5	3	3	1	2	20
21	Sheldon Jeter		3-8	0-1	0-0	3	4	7	5	6	1	1	1	2	21
23	Cameron Johnson		1-5	1-3	0-0	1	0	1	0	3	0	0	1	2	14
33	Alonzo Nelson-Ododa		0-1	0-0	0-0	1	0	1	0	0	0	0	0	0	6
Team						1	0	1							
Totals			22-60	5-17	12-17	10	20	30	20	61	16	14	6	10	200

Game #21 - Georgia Tech 90, NC State 83  
Jan. 27, 2016 - PNC Arena

Georgia Tech 90 • 12-8, 2-5

#	Player	Total		3-Ptr	Rebounds			PF	TP	A	TO	Blk	Stl	Min
		FG-FGA	FG-FGA	FT-FTA	Off	Def	Tot							
02	Smith, Adam	* 5-12	4-10	6-6	0	3	3	1	20	2	3	0	0	33
03	Georges-Hunt, Marcus	* 8-17	1-3	9-9	2	1	3	4	26	3	2	2	1	34
11	Heath, Josh	* 0-3	0-0	4-4	0	3	3	3	4	2	0	0	3	26
32	Jacobs, Nick	* 8-14	0-0	4-4	2	5	7	2	20	1	0	1	1	29
33	White, James	* 3-5	0-0	0-0	2	1	3	4	6	2	1	1	0	14
00	Mitchell, Charles	4-8	0-0	3-7	4	6	10	3	11	1	0	1	0	27
01	Jackson, Tadic	0-5	0-1	2-2	0	1	1	0	2	2	0	0	1	13
12	Stephens, Quinton	0-2	0-0	0-0	1	2	3	1	0	2	3	0	1	14
44	Lammers, Ben	0-0	0-0	1-2	2	2	4	2	1	0	0	0	0	10
	Team				2	4	6							
	Totals	28-66	5-14	29-34	15	28	43	20	90	15	9	5	7	200
FG % 1st Half: 18-38 47.4% 2nd half: 10-28 35.7% Game: 28-66 42.4% Deadbs														
3FG % 1st Half: 5-9 55.6% 2nd half: 0-5 0.0% Game: 5-14 35.7% Rebound														
FT % 1st Half: 6-6 100.0 2nd half: 23-28 82.1% Game: 29-34 85.3% 3														

NC State 83 • 11-10, 1-7

#	Player	Total		3-Ptr	Rebounds			PF	TP	A	TO	Blk	Stl	Min
		FG-FGA	FG-FGA	FT-FTA	Off	Def	Tot							
00	Abu, Abdul-Malik	* 9-18	0-0	4-6	6	5	11	3	22	1	6	0	0	37
01	Freeman, Lennard	* 0-0	0-0	0-0	0	3	3	4	0	0	0	0	0	24
12	Barber, Anthony	* 13-27	2-5	8-8	0	4	4	4	36	5	0	0	2	40
15	Martin, Cody	* 1-2	0-0	1-2	1	4	5	5	3	3	1	0	0	18
24	Rowan, Maverick	* 3-8	3-6	4-5	0	1	1	2	13	0	1	0	0	33
14	Martin, Caleb	1-5	1-3	2-3	1	3	4	3	5	1	1	0	1	29
21	Any, BeeJay	2-4	0-0	0-0	0	3	3	3	4	1	1	4	1	19
	Team				2	2	4							
	Totals	29-64	6-14	19-24	10	25	35	24	83	11	10	4	4	200
FG % 1st Half: 13-29 44.8% 2nd half: 16-35 45.7% Game: 29-64 45.3% Deadbs														
3FG % 1st Half: 0-5 0.0% 2nd half: 6-9 66.7% Game: 6-14 42.9% Rebound														
FT % 1st Half: 7-7 100.0 2nd half: 12-17 70.6% Game: 19-24 79.2% 2														

Officials: Brian Kersey, Tim Kelly, Lamar Simpson  
Technical fouls: Georgia Tech-White, James. NC State-Abu, Abdul-Malik.  
Attendance: 15945  
Fouled out: NCSU: #15 Martin, Co. at 0:51.4 in 2nd half

Score by periods	1st	2nd	Total						
Georgia Tech	47	43	90	Points	In	Off	2nd	Fast	Bench
NC State	33	50	83	Paint	T/O	Chance	Break		
				GT 36	10	15	11	14	
				ST 30	10	11	0	9	

Last FG - GT 2nd-02:55, ST 2nd-00:14. Score tied - 5 times.

Game #22 - NC State vs. #15 Miami  
Jan. 30, 2016 - PNC Arena

Game #23 - NC State at Florida State  
Feb. 1, 2016 - Tallahassee, Fla.

Game #24 - NC State at #12 Duke  
Feb. 6, 2016 - Durham, N.C.



## 2015-16 NC State Team Game-by-Game

Opponent	Date	Score		Total		3-Pointers		Free throws		Rebounds				pf	a	t/o	blk	stl	pts	avg
				fg-fga	pct	3fg-fga	pct	ft-fa	pct	off	def	tot	avg							
WILLIAM & MARY	11/13/15	68-85	L	27-71	.380	6-22	.273	8-14	.571	16	22	38	38.0	17	15	10	5	8	68	68.0
SOUTH ALABAMA	11/15/15	88-70	W	29-57	.509	6-16	.375	24-34	.706	10	37	47	42.5	23	14	14	5	4	88	78.0
IUPUI	11/18/15	79-56	W	25-61	.410	6-19	.316	23-39	.590	20	32	52	45.7	17	11	11	8	3	79	78.3
vs Arizona State	11/23/15	76-79	L	26-58	.448	5-16	.313	19-28	.679	10	25	35	43.0	22	14	8	3	3	76	77.8
vs LSU	11/24/15	83-72	Wot	27-68	.397	6-17	.353	23-29	.793	16	38	54	45.2	11	18	14	2	6	83	78.8
WINTHROP	11/27/15	87-79	W	29-62	.468	4-12	.333	25-34	.735	13	28	41	44.5	21	15	9	6	4	87	80.2
MICHIGAN	12/1/15	59-66	L	19-58	.328	4-17	.235	17-24	.708	13	23	36	43.3	17	8	7	3	6	59	77.1
BUCKNELL	12/5/15	99-86	W	31-57	.544	9-17	.529	28-35	.800	16	24	40	42.9	13	13	14	6	6	99	79.9
at USF	12/13/15	65-46	W	25-68	.368	3-21	.143	12-21	.571	22	29	51	43.8	14	13	9	6	6	65	78.2
HIGH POINT	12/16/15	76-73	W	28-65	.431	7-19	.368	13-22	.591	20	24	44	43.8	14	7	9	6	5	76	78.0
at Mizzou	12-19-15	73-59	W	22-54	.407	5-16	.313	24-30	.800	15	26	41	43.5	17	10	9	4	4	73	77.5
UNCG	12/22/15	58-52	W	21-52	.404	3-11	.273	13-26	.500	11	27	38	43.1	13	7	11	8	3	58	75.9
NORTHEASTERN	12/29/15	72-66	W	28-60	.467	7-14	.500	9-14	.643	13	26	39	42.8	16	8	11	4	8	72	75.6
at Virginia Tech	01/02/16	68-73	Lot	21-65	.323	5-23	.217	21-33	.636	21	29	50	43.3	19	7	10	8	1	68	75.1
LOUISVILLE	1/7/16	72-77	L	22-61	.361	8-22	.364	20-31	.645	19	20	39	43.0	17	9	10	5	2	72	74.9
at Wake Forest	01/10/16	74-77	L	30-71	.423	8-25	.320	6-10	.600	14	26	40	42.8	23	18	10	3	4	74	74.8
FLORIDA STATE	1/13/16	78-85	L	24-64	.375	7-26	.269	23-32	.719	20	21	41	42.7	19	13	12	2	6	78	75.0
at North Carolina	01/16/16	55-67	L	22-55	.400	4-12	.333	7-10	.700	17	20	37	42.4	16	7	18	3	4	55	73.9
at Pittsburgh	1/19/16	78-61	W	28-58	.483	6-12	.500	16-20	.800	13	33	46	42.6	15	12	19	2	3	78	74.1
DUKE	1/23/16	78-88	L	31-60	.517	8-21	.381	8-13	.615	9	19	28	41.8	17	19	9	2	5	78	74.3
GEORGIA TECH	1/27/16	83-90	L	29-64	.453	6-14	.429	19-24	.792	10	25	35	41.5	24	11	10	4	4	83	74.7
NC State		1569		544-1289	.422	123-372	.331	358-523	.685	318	554	872	41.5	365	249	234	95	95	1569	74.7
Opponents		1507		541-1292	.419	165-441	.374	260-380	.684	251	515	766	36.5	455	267	230	81	134	1507	71.8

Games played: 21

Points/game: 74.7

FG Pct: 42.2

Rebounds/game: 41.5

Assists/game: 11.9

Turnovers/game: 11.1





## 2015-16 Opponent Team Game-by-Game

Opponent	Date	Score		Total		3-Pointers		Free throws		Rebounds				pf	a	t/o	blk	stl	pts	avg
				fg-fga	pct	3fg-fga	pct	ft-fa	pct	off	def	tot	avg							
WILLIAM & MARY	11/13/15	68-85	L	31-60	.517	9-22	.409	14-19	.737	11	31	42	42.0	17	16	14	2	10	85	85.0
SOUTH ALABAMA	11/15/15	88-70	W	23-73	.315	9-26	.346	15-25	.600	18	24	42	42.0	24	9	10	2	5	70	77.5
IUPUI	11/18/15	79-56	W	20-60	.333	9-25	.360	7-11	.636	10	27	37	40.3	34	9	13	2	6	56	70.3
vs Arizona State	11/23/15	76-79	L	29-68	.426	6-23	.261	15-21	.714	18	29	47	42.0	27	10	12	0	5	79	72.5
vs LSU	11/24/15	83-72	Wot	28-77	.364	11-33	.333	5-10	.500	12	29	41	41.8	23	17	12	5	9	72	72.4
WINTHROP	11/27/15	87-79	W	24-61	.393	12-28	.429	19-23	.826	10	24	34	40.5	27	11	13	4	5	79	73.5
MICHIGAN	12/1/15	59-66	L	24-48	.500	7-20	.350	11-13	.846	2	30	32	39.3	20	15	11	2	3	66	72.4
BUCKNELL	12/5/15	99-86	W	32-62	.516	13-27	.481	9-15	.600	7	14	21	37.0	24	22	9	3	9	86	74.1
at USF	12/13/15	65-46	W	18-61	.295	2-12	.167	8-11	.727	16	25	41	37.4	19	6	14	6	5	46	71.0
HIGH POINT	12/16/15	76-73	W	26-60	.433	8-16	.500	13-14	.929	11	22	33	37.0	21	14	9	5	7	73	71.2
at Mizzou	12-19-15	73-59	W	22-51	.431	7-17	.412	8-19	.421	7	22	29	36.3	22	13	8	2	6	59	70.1
UNCG	12/22/15	58-52	W	21-60	.350	7-24	.292	3-7	.429	13	27	40	36.6	23	10	13	1	6	52	68.6
NORTHEASTERN	12/29/15	72-66	W	24-54	.444	11-24	.458	7-13	.538	6	22	28	35.9	18	13	13	4	10	66	68.4
at Virginia Tech	01/02/16	68-73	Lot	27-69	.391	5-18	.278	14-22	.636	16	25	41	36.3	24	3	4	7	2	73	68.7
LOUISVILLE	1/7/16	72-77	L	29-57	.509	7-13	.538	12-19	.632	12	24	36	36.3	23	10	11	4	5	77	69.3
at Wake Forest	01/10/16	74-77	L	25-58	.431	8-20	.400	19-28	.679	12	28	40	36.5	17	15	10	3	6	77	69.8
FLORIDA STATE	1/13/16	78-85	L	31-62	.500	9-17	.529	14-22	.636	14	26	40	36.7	22	10	13	8	6	85	70.6
at North Carolina	01/16/16	55-67	L	25-66	.379	5-20	.250	12-19	.632	21	17	38	36.8	15	17	9	7	8	67	70.4
at Pittsburgh	1/19/16	78-61	W	22-60	.367	5-17	.294	12-17	.706	10	20	30	36.4	20	16	14	6	10	61	69.9
DUKE	1/23/16	78-88	L	32-59	.542	10-25	.400	14-18	.778	10	21	31	36.2	15	16	9	3	4	88	70.8
GEORGIA TECH	1/27/16	83-90	L	28-66	.424	5-14	.357	29-34	.853	15	28	43	36.5	20	15	9	5	7	90	71.8
Opponents		1507		541-1292	.419	165-441	.374	260-380	.684	251	515	766	36.5	455	267	230	81	134	1507	71.8
NC State		1569		544-1289	.422	123-372	.331	358-523	.685	318	554	872	41.5	365	249	234	95	95	1569	74.7

Games played: 21  
Points/game: 71.8  
FG Pct: 41.9

Rebounds/game: 36.5  
Assists/game: 12.7  
Turnovers/game: 11.0

## 2015-16 NC State Team Game Highs

POINTS	99	BUCKNELL (12/5/15)
	88	SOUTH ALABAMA (11/15/15)
	87	WINTHROP (11/27/15)
	83	GEORGIA TECH (1/27/16)
	83	vs LSU (11/24/15)
FIELD GOALS MADE	31	DUKE (1/23/16)
	31	BUCKNELL (12/5/15)
FIELD GOAL ATTEMPTS	71	at Wake Forest (01/10/16)
	71	WILLIAM & MARY (11/13/15)
FIELD GOAL PERCENTAGE	.544 (31-57)	BUCKNELL (12/5/15)
	.517 (31-60)	DUKE (1/23/16)
3 PT FIELD GOALS MADE	9	BUCKNELL (12/5/15)
	8	DUKE (1/23/16)
	8	at Wake Forest (01/10/16)
	8	LOUISVILLE (1/7/16)
3 PT FG ATTEMPTS	26	FLORIDA STATE (1/13/16)
	25	at Wake Forest (01/10/16)
3 PT FG PERCENTAGE	.529 (9-17)	BUCKNELL (12/5/15)
	.500 (7-14)	NORTHEASTERN (12/29/15)
	.500 (6-12)	at Pittsburgh (1/19/16)
FREE THROWS MADE	28	BUCKNELL (12/5/15)
	25	WINTHROP (11/27/15)
FREE THROW ATTEMPTS	39	IUPUI (11/18/15)
	35	BUCKNELL (12/5/15)
FREE THROW PERCENTAGE	.800 (28-35)	BUCKNELL (12/5/15)
	.800 (24-30)	at Mizzou (12-19-15)
	.800 (16-20)	at Pittsburgh (1/19/16)
REBOUNDS	54	vs LSU (11/24/15)
	52	IUPUI (11/18/15)
ASSISTS	19	DUKE (1/23/16)
	18	at Wake Forest (01/10/16)
	18	vs LSU (11/24/15)
STEALS	8	NORTHEASTERN (12/29/15)
	8	WILLIAM & MARY (11/13/15)
BLOCKED SHOTS	8	at Virginia Tech (01/02/16)
	8	UNCG (12/22/15)
	8	IUPUI (11/18/15)
TURNOVERS	19	at Pittsburgh (1/19/16)
	18	at North Carolina (01/16/16)
FOULS	24	GEORGIA TECH (1/27/16)
	23	at Wake Forest (01/10/16)
	23	SOUTH ALABAMA (11/15/15)



## 2015-16 Opponent Team Game Highs

POINTS	90	GEORGIA TECH (1/27/16)
	88	DUKE (1/23/16)
	86	BUCKNELL (12/5/15)
	85	FLORIDA STATE (1/13/16)
	85	WILLIAM & MARY (11/13/15)
FIELD GOALS MADE	32	DUKE (1/23/16)
	32	BUCKNELL (12/5/15)
FIELD GOAL ATTEMPTS	77	vs LSU (11/24/15)
	73	SOUTH ALABAMA (11/15/15)
FIELD GOAL PERCENTAGE	.542 (32-59)	DUKE (1/23/16)
	.517 (31-60)	WILLIAM & MARY (11/13/15)
3 PT FIELD GOALS MADE	13	BUCKNELL (12/5/15)
	12	WINTHROP (11/27/15)
3 PT FG ATTEMPTS	33	vs LSU (11/24/15)
	28	WINTHROP (11/27/15)
3 PT FG PERCENTAGE	.538 (7-13)	LOUISVILLE (1/7/16)
	.529 (9-17)	FLORIDA STATE (1/13/16)
FREE THROWS MADE	29	GEORGIA TECH (1/27/16)
	19	at Wake Forest (01/10/16)
	19	WINTHROP (11/27/15)
FREE THROW ATTEMPTS	34	GEORGIA TECH (1/27/16)
	28	at Wake Forest (01/10/16)
FREE THROW PERCENTAGE	.929 (13-14)	HIGH POINT (12/16/15)
	.853 (29-34)	GEORGIA TECH (1/27/16)
REBOUNDS	47	vs Arizona State (11/23/15)
	43	GEORGIA TECH (1/27/16)
ASSISTS	22	BUCKNELL (12/5/15)
	17	at North Carolina (01/16/16)
	17	vs LSU (11/24/15)
STEALS	10	at Pittsburgh (1/19/16)
	10	NORTHEASTERN (12/29/15)
	10	WILLIAM & MARY (11/13/15)
BLOCKED SHOTS	8	FLORIDA STATE (1/13/16)
	7	at North Carolina (01/16/16)
	7	at Virginia Tech (01/02/16)
TURNOVERS	14	at Pittsburgh (1/19/16)
	14	at USF (12/13/15)
	14	WILLIAM & MARY (11/13/15)
FOULS	34	IUPUI (11/18/15)
	27	WINTHROP (11/27/15)
	27	vs Arizona State (11/23/15)

## 2015-16 NC State Player Game Highs

Points	37	Barber, Anthony vs Winthrop (11/27/15)
	36	Barber, Anthony vs Georgia Tech (1/27/16)
	33	Barber, Anthony at Mizzou (12-19-15)
	31	Barber, Anthony at Pittsburgh (1/19/16)
	29	Barber, Anthony vs Northeastern (12/29/15)
Field Goals Made	13	Barber, Anthony vs Georgia Tech (1/27/16)
	11	Barber, Anthony vs Northeastern (12/29/15)
Field Goal Att.	27	Barber, Anthony vs Georgia Tech (1/27/16)
	22	Barber, Anthony at Wake Forest (01/10/16)
	22	Barber, Anthony vs Louisville (1/7/16)
	22	Barber, Anthony vs High Point (12/16/15)
FG Pct (min 5 made)	.875 (7-8)	Any, BeeJay at USF (12/13/15)
	.750 (6-8)	Martin, Cody vs Duke (1/23/16)
3-Point FG Made	5	Martin, Caleb vs Bucknell (12/5/15)
	5	Martin, Caleb vs William & Mary (11/13/15)
3-Point FG Att.	13	Martin, Caleb at Virginia Tech (01/02/16)
	11	Rowan, Maverick at Wake Forest (01/10/16)
3-Pt FG Pct (min 2 made)	.750 (3-4)	Barber, Anthony vs Duke (1/23/16)
	.667 (4-6)	Rowan, Maverick at Pittsburgh (1/19/16)
	.667 (4-6)	Martin, Caleb vs South Alabama (11/15/15)
	.667 (2-3)	Martin, Caleb vs Northeastern (12/29/15)
	.667 (2-3)	Rowan, Maverick at Mizzou (12-19-15)
Free Throws Made	19	Barber, Anthony vs Winthrop (11/27/15)
	14	Barber, Anthony at Pittsburgh (1/19/16)
Free Throw Att.	22	Barber, Anthony vs Winthrop (11/27/15)
	15	Barber, Anthony at Mizzou (12-19-15)
FT Pct (min 3 made)	1.000 (14-14)	Barber, Anthony at Pittsburgh (1/19/16)
	1.000 (12-12)	Barber, Anthony vs LSU (11/24/15)
	1.000 (8-8)	Barber, Anthony vs Georgia Tech (1/27/16)
	1.000 (6-6)	Martin, Caleb vs Michigan (12/1/15)
	1.000 (5-5)	Rowan, Maverick vs Duke (1/23/16)
	1.000 (5-5)	Barber, Anthony vs Louisville (1/7/16)
	1.000 (5-5)	Abu, Abdul-Malik at Mizzou (12-19-15)
	1.000 (4-4)	Martin, Cody vs Bucknell (12/5/15)
	1.000 (4-4)	Barber, Anthony vs Michigan (12/1/15)
	1.000 (4-4)	Martin, Caleb vs Winthrop (11/27/15)
	1.000 (3-3)	Rowan, Maverick vs Louisville (1/7/16)
	1.000 (3-3)	Martin, Caleb at Virginia Tech (01/02/16)
	1.000 (3-3)	Rowan, Maverick vs William & Mary (11/13/15)
Rebounds	14	Freeman, Lennard at Pittsburgh (1/19/16)
	14	Abu, Abdul-Malik at North Carolina (01/16/16)
	14	Abu, Abdul-Malik at USF (12/13/15)
Assists	8	Barber, Anthony at Pittsburgh (1/19/16)
	8	Barber, Anthony vs Winthrop (11/27/15)
	8	Barber, Anthony vs Arizona State (11/23/15)
	8	Barber, Anthony vs South Alabama (11/15/15)
Steals	4	Martin, Cody vs LSU (11/24/15)
	4	Martin, Caleb vs William & Mary (11/13/15)
Blocked Shots	5	Any, BeeJay at Virginia Tech (01/02/16)
	5	Any, BeeJay at USF (12/13/15)
	5	Any, BeeJay vs South Alabama (11/15/15)
Turnovers	8	Barber, Anthony at Pittsburgh (1/19/16)





## 2015-16 Opponent Player Game Highs

Points	38		Gavin, Jimmy vs Winthrop (11/27/15)
	29		Hass, Chris vs Bucknell (12/5/15)
	28		Grayson Allen vs Duke (1/23/16)
	26		Georges-Hunt, Marcus vs Georgia Tech (1/27/16)
	25		Brandon Ingram vs Duke (1/23/16)
	25		Thomas, Zach vs Bucknell (12/5/15)
Field Goals Made	11		Grayson Allen vs Duke (1/23/16)
	10		Brandon Ingram vs Duke (1/23/16)
	10		Kennedy Meeks at North Carolina (01/16/16)
	10		Jalen Hudson at Virginia Tech (01/02/16)
	10		Hass, Chris vs Bucknell (12/5/15)
	10		Gavin, Jimmy vs Winthrop (11/27/15)
Field Goal Att.	21		Jalen Hudson at Virginia Tech (01/02/16)
	20		QUARTERMAN, Tim vs LSU (11/24/15)
FG Pct (min 5 made)	.750	(6-8)	Spalding, Ray vs Louisville (1/7/16)
	.750	(6-8)	Robinson, Duncan vs Michigan (12/1/15)
3-Point FG Made	7		Hass, Chris vs Bucknell (12/5/15)
	7		Gavin, Jimmy vs Winthrop (11/27/15)
3-Point FG Att.	14		Hass, Chris vs Bucknell (12/5/15)
	12		Gavin, Jimmy vs Winthrop (11/27/15)
3-Pt FG Pct (min 2 made)	1.000	(4-4)	Bookert, Devon vs Florida State (1/13/16)
	1.000	(2-2)	Brown, John vs South Alabama (11/15/15)
	1.000	(2-2)	Burchfield, Connor vs William & Mary (11/13/15)
Free Throws Made	11		Gavin, Jimmy vs Winthrop (11/27/15)
	9		Georges-Hunt, Marcus vs Georgia Tech (1/27/16)
	9		LeVert, Caris vs Michigan (12/1/15)
Free Throw Att.	12		Gavin, Jimmy vs Winthrop (11/27/15)
	11		Devin Thomas at Wake Forest (01/10/16)
FT Pct (min 3 made)	1.000	(9-9)	Georges-Hunt, Marcus vs Georgia Tech (1/27/16)
	1.000	(6-6)	Smith, Adam vs Georgia Tech (1/27/16)
	1.000	(5-5)	Grayson Allen vs Duke (1/23/16)
	1.000	(4-4)	Heath, Josh vs Georgia Tech (1/27/16)
	1.000	(4-4)	Jacobs, Nick vs Georgia Tech (1/27/16)
	1.000	(4-4)	Bryant Crawford at Wake Forest (01/10/16)
	1.000	(4-4)	Lewis, Trey vs Louisville (1/7/16)
	1.000	(4-4)	Mcintyre, Haiishen vs High Point (12/16/15)
	1.000	(4-4)	Johnson, Keon vs Winthrop (11/27/15)
	1.000	(3-3)	Lindauer, Anthony vs High Point (12/16/15)
Rebounds	16		GOODMAN, Savon vs Arizona State (11/23/15)
	14		Onuaku, Chinanu vs Louisville (1/7/16)
	14		SIMMONS, Ben vs LSU (11/24/15)
Assists	10		SIMMONS, Ben vs LSU (11/24/15)
	7		Grayson Allen vs Duke (1/23/16)
	7		Rathan-Mayes, Xavier vs Florida State (1/13/16)
	7		LeVert, Caris vs Michigan (12/1/15)
Steals	5		Tarpey, Terry vs William & Mary (11/13/15)
	3		Heath, Josh vs Georgia Tech (1/27/16)
	3		Nate Britt at North Carolina (01/16/16)
	3		Devin Thomas at Wake Forest (01/10/16)
	3		Ford, Quincy vs Northeastern (12/29/15)
	3		Thomas, Zach vs Bucknell (12/5/15)



# #0 Abdul-Malik Abu

F | 6-8 | 240 | So.

Boston, Mass. | Kimball Union Academy

\* Has 12 career double-doubles

\* No. 32 recruit by ESPN, 45 by Rivals in 2014 class

\* Devout Muslim who observes Ramadan and prays multiple times daily

\* Committed in Sept. 2013 after visiting mosque in Raleigh

**2015-16 HIGHLIGHTS:** Has 9 double-doubles in last 12 games ... Totaled 17 points, 6 rebounds and 4 assists in season opener vs. William & Mary (Nov. 13) ... Had double-double (15 pts, 12 rebs) in win over LSU (Nov. 24) ... Grabbed career-high 14 rebounds at USF (Dec. 13) ... Had double-double (13 pts, 11 rebs) at Missouri (Dec. 19) ... Posted double-double of 11 points, 11 rebounds vs. UNCG (Dec. 22) ... Scored 15 points with 12 rebounds vs. Louisville (Jan. 7) ... Had career highs in points (21) and assists (6) vs. Florida State (Jan. 13) ... Tied career best with 14 rebounds at UNC (Jan. 16) ... Totaled 16 points and 10 rebounds at Pittsburgh (Jan. 19) ... Set new career high with 22 points vs. Georgia Tech (Jan. 27).

**2014-15 HIGHLIGHTS:** Played 19.1 minutes per game and made 22 starts ... Averaged 6.4 points and 4.8 rebounds per game ... Ranked second on the team with 35 dunks ... Averaged 9.4 points per game in postseason ... Totaled 13 points and 12 rebounds in NCAA win over Villanova (March 21).

**BEFORE STATE:** No. 32 recruit nationally in ESPN 100, 45th by Rivals and the No. 11 power forward and four-star recruit by Scout.com ... Played first two seasons of prep basketball at Marblehead High School in Massachusetts ... Named 2014 NEPSAC Player of the Year and was a NEPSAC all-star pick ... Averaged 24.5 points and 10.5 rebounds during his final season ... Also played one season of varsity tennis and was girl's lacrosse manager for two years at Kimball ... Named 2013 EYBL MVP.

Opponent	FG	3FG	FT	O-D-Reb	PF	Pts	Ast	TO	Blk	Stl	Min
William & Mary (11/13)	* 8-16	0-0	1-2	3-3-6	3	17	4	1	0	1	30
South Alabama (11/15)	* 5-9	0-0	4-7	3-3-6	4	14	2	2	0	0	20
IUPUI (11/18)	* 4-9	0-0	6-11	3-6-9	1	14	1	2	2	0	31
vs. Arizona State (11/23)	* 5-10	0-0	0-0	2-1-3	4	10	2	1	1	0	24
vs. LSU (11/24)	* 6-14	0-0	3-6	3-9-12	1	15	1	1	0	0	29
Winthrop (11/27)	* 1-4	0-0	0-2	0-3-3	2	2	2	2	0	1	14
Michigan (12/1)	* 0-6	0-0	2-2	0-1-1	1	2	0	0	0	0	13
Bucknell (12/5)	* 3-5	0-0	5-7	2-7-9	1	11	0	2	0	1	24
at South Florida (12/13)	* 5-13	0-0	1-2	9-5-14	3	11	1	1	0	1	29
High Point (12/16)	* 5-8	0-0	3-4	5-4-9	2	13	0	3	2	1	23
at Missouri (12/19)	* 4-8	0-0	5-5	3-8-11	3	13	0	1	1	0	33
UNCG (12/22)	* 4-8	0-0	3-8	2-9-11	3	11	0	1	2	0	33
Northeastern (12/29)	* 4-13	0-0	2-2	7-5-12	2	10	0	0	0	1	23
at Virginia Tech (1/2)	* 3-7	0-0	2-4	1-7-8	3	8	2	0	0	0	25
Louisville (1/7)	* 5-10	0-0	5-8	5-7-12	1	15	0	2	1	0	33
at Wake Forest (1/10)	* 5-9	0-0	1-1	1-1-2	4	11	0	2	0	0	14
Florida State (1/13)	* 6-12	0-0	9-11	7-6-13	1	21	6	2	0	0	37
at UNC (1/16)	* 5-14	0-0	2-2	8-6-14	5	12	3	2	0	0	27
at Pittsburgh (1/19)	* 7-13	0-0	2-4	2-8-10	3	16	0	3	1	0	34
Duke (1/23)	* 6-9	0-0	2-6	1-4-5	4	14	2	2	1	1	28
Georgia Tech (1/27)	* 9-18	0-0	4-6	6-5-11	3	22	1	6	0	0	37
Miami (1/30)											
at Florida St. (2/1)											
at Duke (2/6)											
Wake Forest (2/13)											
at Virginia (2/15)											
Clemson (2/20)											
UNC (2/24)											
at Syracuse (2/27)											
Boston Coll. (3/2)											
at Notre Dame (3/5)											

## ABU CAREER STATS

Year	GP-GS	Min	Avg	FG-FGA	Pct	3FG-FGA	Pct	FT-FTA	Pct	Off-Def	Tot-Avg	PF-FO	A	TO	Blk	Stl	Pts	Avg
2014-15	36-22	686	19.1	87-186	.468	1-5	.200	54-96	.563	68-104	172-4.8	79-3	22	35	18	6	229	6.4
2015-16	21-21	561	26.7	100-215	.465	0-0	.000	62-100	.620	73-108	181-8.6	54-1	27	36	11	7	262	12.5
<b>TOTALS</b>	<b>57-43</b>	<b>1247</b>	<b>21.9</b>	<b>187-401</b>	<b>.466</b>	<b>1-5</b>	<b>.200</b>	<b>116-196</b>	<b>.592</b>	<b>141-212</b>	<b>353-6.2</b>	<b>133-4</b>	<b>49</b>	<b>71</b>	<b>29</b>	<b>13</b>	<b>491</b>	<b>8.6</b>

## Career/Season Highs

### Minutes

Career: 37 (2x), last vs. Georgia Tech (1/27/16)  
2015-16: Same

### Points

Career: 22, vs. Georgia Tech (1/27/16)  
2015-16: Same

### Rebounds

Career: 14 (2x), last at North Carolina (1/16/16)  
2015-16: Same

### Assists

Career: 6, vs. Florida State (1/13/16)  
2015-16: Same

### Field Goals Made

Career: 9 (2x), last vs. Georgia Tech (1/27/16)  
2015-16: Same

### Field Goal Attempts

Career: 18, vs. Georgia Tech (1/27/16)  
2015-16: Same

### 3-point Field Goals

Career: 1, vs. West Virginia (12/20/14)  
2015-16: 0

### 3-point Attempts

Career: 1 (5x), last vs. Syracuse (3/7/15)  
2015-16: 0

### Free Throws Made

Career: 9, vs. Florida State (1/13/16)  
2015-16: Same

### Free Throw Attempts

Career: 11 (2x), last vs. Florida State (1/13/16)  
2015-16: Same

### Steals

Career: 1 (10x), last vs. Duke (1/23/16)  
2015-16: 1 (6x), last vs. Duke (1/23/16)

### Blocks

Career: 2 (6x), last vs. UNCG (12/22/15)  
2015-16: 2 (3x), last vs. UNCG (12/22/15)

## NC State When Abu...

	Season	Career
Double-Figure Scoring	10-8	14-12
Double-Figure Rebounds	6-4	8-5
Double-Double	6-4	7-5
Leads NCSU in Points	0-1	0-1
Leads NCSU in Rebs	7-5	11-8
20+ Point Games	0-2	0-2
30+ Point Games	0-0	0-0



# #1 Lennard Freeman

F | 6-9 | 250 | Jr.  
Washington, D.C. | Oak Hill Academy (Va.)

- \* Had 14-inch rod inserted into his shin during the spring
- \* Led Wolfpack in rebounding last season
- \* Pack is 11-0 when he grabs 10 rebounds or more
- \* Pack was 11-1 when he played 24+ minutes last season

**2015-16 HIGHLIGHTS:** Team is 5-2 when he grabs 8+ rebounds ... Grabbed 13 rebounds in win over South Alabama (Nov. 15) ... Had 9 points and team-best 10 rebounds vs. Winthrop (Nov. 27) ... Posted double-double of 10 points, 13 rebounds vs. Bucknell (Dec. 5) ... Scored 7 points in 27 minutes vs. NU (12/29/15) ... Set career high with 14 rebounds at Pittsburgh (Jan. 19) ... Had career-high 6 assists vs. Duke (Jan.23).

**2014-15 HIGHLIGHTS:** Led team and ranked 21st in ACC with 5.6 rebounds per game ... Tied career high with 13 rebounds with nine points vs. Hofstra (Nov. 17) ... Had second career double-double with 10 points and 12 rebounds vs. Jacksonville (Nov. 20) ... Pulled in 11 rebounds vs. Wake Forest (Dec. 6) ... Was key figure in NCAA win, posting double-double of 11 points and 12 rebounds in victory over Villanova (March 21).

**2013-14 HIGHLIGHTS:** Averaged 4.0 points and 5.7 rebounds per game ... Stood second on team with 127 defensive rebounds ... Posted first career double-double with 10 points and 10 rebounds against Northwestern (Dec. 4) ... Recorded a career-high 13 rebounds against Long Beach St. (Dec. 7) ... Finished with a career-high 13 points on 5-of-6 shooting against Duke in ACC semifinal (March 15) ... Grabbed 9 rebounds in 36 minutes vs. Saint Louis in NCAA Second Round (March 20).

Opponent	FG	3FG	FT	O-D-Reb	PF	Pts	Ast	TO	Blk	Stl	Min
William & Mary (11/13)	* 0-0	0-0	0-0	1-3-4	1	0	1	0	0	0	13
South Alabama (11/15)	* 2-5	0-0	1-2	2-11-13	4	5	1	3	0	0	29
IUPUI (11/18)	* 3-3	0-0	1-3	3-3-6	2	7	0	2	1	0	22
vs. Arizona State (11/23)	* 1-3	0-0	1-2	3-2-5	3	3	2	0	0	0	29
vs. LSU (11/24)	* 1-2	0-0	2-2	3-1-4	3	4	1	2	0	0	19
Winthrop (11/27)	* 4-7	0-0	1-4	3-7-10	2	9	1	0	0	0	31
Michigan (12/1)	* 0-3	0-0	0-0	4-2-6	1	0	1	0	0	1	20
Bucknell (12/5)	3-6	0-0	4-6	5-8-13	0	10	2	2	0	2	29
at South Florida (12/13)	2-3	0-0	1-2	5-3-8	1	5	1	0	0	1	25
High Point (12/16)	2-3	0-0	0-0	2-3-5	4	4	0	1	0	0	12
at Missouri (12/19)	0-1	0-0	1-2	2-4-6	2	1	0	0	0	1	24
UNCG (12/22)	1-2	0-0	1-2	2-2-4	1	3	0	1	1	0	15
Northeastern (12/29)	3-4	0-0	1-2	1-3-4	1	7	0	2	0	3	27
at Virginia Tech (1/2)	2-4	0-0	2-3	3-3-6	5	6	2	1	1	0	31
Louisville (1/7)	0-1	0-0	2-4	3-3-6	3	2	0	1	1	0	24
at Wake Forest (1/10)	* 2-3	0-0	2-3	4-4-8	2	6	1	2	0	1	24
Florida State (1/13)	1-3	0-0	2-2	4-4-8	3	4	1	2	0	1	17
at UNC (1/16)	1-1	0-0	1-2	1-1-2	0	3	0	1	0	0	21
at Pittsburgh (1/19)	2-4	0-0	0-1	5-9-14	3	4	0	0	0	0	28
Duke (1/23)	1-3	0-0	0-0	2-5-7	3	2	6	0	0	0	26
Georgia Tech (1/27)	* 0-0	0-0	0-0	0-3-3	4	0	0	0	0	0	24
Miami (1/30)											
at Florida St. (2/1)											
at Duke (2/6)											
Wake Forest (2/13)											
at Virginia (2/15)											
Clemson (2/20)											
UNC (2/24)											
at Syracuse (2/27)											
Boston Coll. (3/2)											
at Notre Dame (3/5)											

Career/Season Highs	
<b>Minutes</b>	
Career: 37, vs. Long Beach St. (12/7/13)	
2015-16: 31 (2x), last at Virginia Tech (1/2/16)	
<b>Points</b>	
Career: 13, vs. Duke (3/14/14)	
2015-16: 10, vs. Bucknell (12/5/15)	
<b>Rebounds</b>	
Career: 14, at Pittsburgh (1/19/16)	
2015-16: Same	
<b>Assists</b>	
Career: 6, vs. Duke (1/23/16)	
2015-16: Same	
<b>Field Goals Made</b>	
Career: 5 (3x), last vs. Villanova (3/21/15)	
2015-16: 4, vs. Winthrop (11/27/15)	
<b>Field Goal Attempts</b>	
Career: 10, vs. Jacksonville (11/20/14)	
2015-16: 7, vs. Winthrop (11/27/15)	
<b>3-point Field Goals Made</b>	
Career: 0	
2015-16: 0	
<b>3-point Attempts</b>	
Career: 0	
2015-16: 0	
<b>Free Throws Made</b>	
Career: 4 (3x), last vs. Bucknell (12/5/15)	
2015-16: 4, vs. Bucknell (12/5/15)	
<b>Free Throw Attempts</b>	
Career: 8, vs. Wake Forest (12/6/14)	
2015-16: 6, vs. Bucknell (12/5/15)	
<b>Steals</b>	
Career: 3, vs. Northeastern (12/29/15)	
2015-16: Same	
<b>Blocks</b>	
Career: 2 (2x), last vs. Villanova (3/21/15)	
2015-16: 1 (4x), last vs. Louisville (1/7/16)	

NC State When Freeman...		
	Season	Career
Double-Figure Scoring	1-0	5-1
Double-Figure Rebounds	4-0	12-0
Double-Double	1-0	4-0
Leads NCSU in Points	0-0	0-0
Leads NCSU in Rebs	4-0	18-3
15+ Point Games	0-0	0-0
8+ Rebound Games	5-2	21-5

FREEMAN CAREER STATS																		
Year	GP-GS	Min	Avg	FG-FGA	Pct	3FG-FGA	Pct	FT-FTA	Pct	Off-Def	Tot-Avg	PF-FO	A	TO	Blk	Stl	Pts	Avg
2013-14	35-11	811	23.2	55-107	.514	0-0	.000	31-69	.449	72-127	199-5.7	61-1	21	17	9	16	141	4.0
2014-15	35-21	681	19.5	51-114	.447	0-0	.000	24-48	.500	70-127	197-5.6	63-1	19	23	7	9	126	3.6
2015-16	21-9	490	23.3	31-61	.508	0-0	.000	23-42	.548	58-84	142-6.8	48-1	20	20	4	10	85	4.0
Totals	91-41	1982	21.8	137-282	.486	0-0	.000	78-159	.491	200-338	538-5.9	172-3	60	60	20	35	352	3.9



## #3 Terry Henderson

G | 6-5 | 195 | R-Jr.

Raleigh, N.C. | Neuse Christian (West Va.)

- \* Injured his ankle after 7 minutes of play in season opener
- \* Averaged 9.8 ppg in 2 seasons at West Virginia
- \* Shot .387 (89-230) from 3-pt range at WVU
- \* Explosive athlete, with 42-inch approach vertical leap
- \* Was an AAU teammate of TJ Warren for Garner Road team

\* Expected to miss another month with torn ligaments in right ankle

**Before State:** Played two seasons at West Virginia, appearing in 58 games and starting 28 times ... Averaged 9.8 points and 2.7 rebounds while playing 23.4 minutes per game ... Made 89 treys in two seasons and shot .816 at the free throw line.

**2013-14 - Sophomore Season:** Played in 28 games, starting 17 contests ... Averaged 11.7 points and 2.9 rebounds per game ... Scored in double figures 18 times.

**2012-13 - Freshman Season:** Played in 30 games, starting 11 times ... Averaged 8.0 points and 2.4 rebounds per game ... Ranked second on the team with 42 made 3-pointers.

Opponent	FG	3FG	FT	O-D-Reb	PF	Pts	Ast	TO	Blk	Stl	Min
William & Mary (11/13)	* 0-3	0-1	0-0	1-0-1	1	0	0	1	0	0	7
South Alabama (11/15)					--DNP--						
IUPUI (11/18)					--DNP--						
vs. Arizona State (11/23)					--DNP--						
vs. LSU (11/24)					--DNP--						
Winthrop (11/27)					--DNP--						
Michigan (12/1)					--DNP--						
Bucknell (12/5)					--DNP--						
at South Florida (12/13)					--DNP--						
High Point (12/16)					--DNP--						
at Missouri (12/19)					--DNP--						
UNCG (12/22)					--DNP--						
Northeastern (12/29)					--DNP--						
at Virginia Tech (1/2)					--DNP--						
Louisville (1/7)					--DNP--						
at Wake Forest (1/10)					--DNP--						
Florida State (1/13)					--DNP--						
at UNC (1/16)					--DNP--						
at Pittsburgh (1/19)					--DNP--						
Duke (1/23)					--DNP--						
Georgia Tech (1/27)					--DNP--						
Miami (1/30)											
at Florida St. (2/1)											
at Duke (2/6)											
Wake Forest (2/13)											
at Virginia (2/15)											
Clemson (2/20)											
UNC (2/24)											
at Syracuse (2/27)											
Boston Coll. (3/2)											
at Notre Dame (3/5)											

### Career/Season Highs

#### Minutes

Career: 44, vs. Oklahoma (2/5/14)  
2015-16: 7, vs. William & Mary (11/13/15)

#### Points

Career: 28, vs. Texas Tech (1/6/14)  
2015-16: 0

#### Rebounds

Career: 7 (2x), last vs. TCU (1/4/14)  
2015-16: 1, vs. William & Mary (11/13/15)

#### Assists

Career: 4 (2x), last at Oklahoma State (1/25/14)  
2015-16: 0

#### Field Goals Made

Career: 10, vs. Texas Tech (1/6/14)  
2015-16: 0

#### Field Goal Attempts

Career: 17, vs. Texas (1/13/14)  
2015-16: 3, vs. William & Mary (11/13/15)

#### 3-point Field Goals Made

Career: 6 (2x), last at Kansas (3/2/13)  
2015-16: 0

#### 3-point Attempts

Career: 11, vs. Oklahoma (1/5/13)  
2015-16: 1, vs. William & Mary (11/13/15)

#### Free Throws Made

Career: 6 (3x), last at Oklahoma State (1/25/14)  
2015-16: 0

#### Free Throw Attempts

Career: 8, at Oklahoma State (1/25/14)  
2015-16: 0

#### Steals

Career: 3 (2x), last vs. William & Mary (12/29/13)  
2015-16: 0

#### Blocks

Career: 3, vs. Oklahoma State (1/11/14)  
2015-16: 0

### NC State When Henderson...

	Season	Career
Double-Figure Scoring	0-0	0-0
Double-Figure Rebounds	0-0	0-0
Double-Double	0-0	0-0
Leads NCSU in Points	0-0	0-0
Leads NCSU in Rebs	0-0	0-0
20+ Point Games	0-0	0-0
30+ Point Games	0-0	0-0

### HENDERSON CAREER STATS

Year	GP-GS	Min	Avg	FG-FGA	Pct	3FG-FGA	Pct	FT-FTA	Pct	Off-Def	Tot-Avg	PF-FO	A	TO	Blk	Stl	Pts	Avg
2012-13 (at WVU)	30-11	604	20.1	80-183	.437	42-105	.400	37-48	.771	34-39	73-2.4	33-0	25	27	6	17	239	8.0
2013-14 (at WVU)	28-17	756	27.0	112-255	.439	47-125	.376	56-66	.848	32-49	81-2.9	39-1	31	30	16	21	327	11.7
2015-16	1-1	7	7.0	0-3	.000	0-1	.000	0-0	.000	1-0	1-1.0	1-0	1	0	0	0	0	0.0
<b>TOTALS</b>	<b>59-29</b>	<b>1367</b>	<b>23.2</b>	<b>192-441</b>	<b>.435</b>	<b>89-231</b>	<b>.386</b>	<b>93-114</b>	<b>.816</b>	<b>67-88</b>	<b>155-2.7</b>	<b>73-1</b>	<b>57</b>	<b>57</b>	<b>22</b>	<b>38</b>	<b>566</b>	<b>9.7</b>





## #12 Anthony 'Cat' Barber

G | 6-2 | 190 | Jr.

Newport News, Va. | Hampton

\* ACC Player of the Week (Nov. 30, Dec. 21)

\* Leading ACC in scoring, 4th in assists

\* Career-high 37 points vs. Winthrop

\* Preseason 2nd Team All-ACC

\* 2013 McDonald's All-American

\* Coach Gottfried calls him one of the best on-the-ball defenders he has coached

\* NC State Career Rankings: Scoring (39th), Assists (12th)

**2015-16 HIGHLIGHTS:** Leading scorer in ACC, 4th in assists ... 2nd Team Preseason All-ACC ... Twice voted ACC Player of the Week (Nov. 30, Dec. 21) ... Legends Classic All-Tournament Team ... Shooting 85.8% at the foul line ... Had near triple-double (17 points, 12 rebounds, 8 assists) vs. South Alabama (Nov. 15) ... Scored 26 points and made buzzer-beating 3-pointer at buzzer vs. High Point (Dec. 16) ... Scored 33 points at Missouri (Dec. 19) ... Scored 27 of team's 58 points vs. UNCG (Dec. 22) ... Scored 29 vs. Northeastern (Dec. 29) ... Scored 26 points at Wake Forest (Jan. 10) ... Made all 14 of his foul shots in 31-point effort at Pittsburgh (Jan. 19) ... Scored 36 points vs. Georgia Tech (Jan. 27).

**2014-15 HIGHLIGHTS:** Played in 35 games, starting 33 ... Averaged 12.1 points and team-best 3.7 assists while shooting .380 from 3-point range ... In the last 14 games of the season, averaged 15.3 points, 4.0 assists and shot .431 from 3-point range ... Exploded for 28 points with 4 assists, 4 rebounds and 4 treys at Wake Forest (Feb. 3) ... Scored 21 points in win over Louisville, causing Rick Pitino to say he 'dominated the game' (Feb. 14) ... Poured in 34 points and made all 12 of his foul shots in win over Pittsburgh (March 11).

**BEFORE STATE:** One of top players in 2013 class, appearing on the rankings board published by ESPN (11), Scout.com (9) and Rivals.com (9) ... Totaled 11 points and 4 assists in the 2013 McDonald's All-American Game.

Opponent	FG	3FG	FT	O-D-Reb	PF	Pts	Ast	TO	Blk	Stl	Min
William & Mary (11/13)	* 4-16	0-3	3-4	3-2-5	2	11	6	1	0	1	40
South Alabama (11/15)	* 3-11	0-1	11-12	2-10-12	3	17	8	5	0	1	39
IUPUI (11/18)	* 5-16	0-1	9-11	0-4-4	3	19	3	2	1	0	37
vs. Arizona St. (11/23)	* 5-13	0-2	12-14	0-6-6	4	22	8	2	0	0	37
vs. LSU (11/24)	* 4-12	0-0	12-12	0-7-7	0	20	7	1	0	1	43
Winthrop (11/27)	* 9-19	0-0	19-22	1-3-4	2	37	8	3	0	0	39
Michigan (12/1)	* 6-13	0-1	4-4	1-2-3	5	16	4	1	0	0	36
Bucknell (12/5)	* 8-17	0-1	8-10	0-1-1	4	24	2	2	0	0	29
at South Florida (12/13)	* 6-20	1-5	6-8	2-5-7	0	19	6	3	0	1	40
High Point (12/16)	* 10-22	3-5	3-4	1-4-5	2	26	6	0	0	0	40
at Missouri (12/19)	* 9-15	2-4	13-15	1-6-7	2	33	4	3	0	0	39
UNCG (12/22)	* 10-18	2-5	5-7	0-2-2	1	27	2	1	0	2	40
Northeastern (12/29)	* 11-20	1-3	6-8	2-3-5	2	29	3	2	0	0	40
at Virginia Tech (1/2)	* 7-21	2-6	5-6	0-7-7	2	21	2	3	0	0	45
Louisville (1/7)	* 7-22	1-7	5-5	0-3-3	2	20	4	1	0	1	39
at Wake Forest (1/10)	* 10-22	4-8	2-4	0-3-3	4	26	7	2	0	1	40
Florida State (1/13)	* 6-14	2-5	2-2	0-3-3	4	16	3	2	0	1	34
at UNC (1/16)	* 4-11	1-2	0-0	0-3-3	1	9	1	5	0	0	35
at Pittsburgh (1/19)	* 8-18	1-2	14-14	0-7-7	2	31	8	8	0	1	38
Duke (1/23)	* 8-14	3-4	0-0	0-0-0	1	19	1	2	0	3	39
Georgia Tech (1/27)	* 13-27	2-5	8-8	0-4-4	4	36	5	0	0	2	40
Miami (1/30)											
at Florida St. (2/1)											
at Duke (2/6)											
Wake Forest (2/13)											
at Virginia (2/15)											
Clemson (2/20)											
UNC (2/24)											
at Syracuse (2/27)											
Boston Coll. (3/2)											
at Notre Dame (3/5)											

### BARBER CAREER STATS

Year	GP-GS	Min	Avg	FG-FGA	Pct	3FG-FGA	Pct	FT-FTA	Pct	Off-Def	Tot-Avg	PF-FO	A	TO	Blk	Stl	Pts	Avg
2013-14	36-18	871	24.2	108-269	.401	12-46	.261	78-112	.696	14-58	72-2.0	59-0	126	62	1	21	306	8.5
2014-15	35-33	1108	31.7	144-328	.439	27-71	.380	110-150	.733	30-86	116-3.3	68-0	130	73	0	28	425	12.1
2015-16	21-21	809	38.5	153-361	.424	25-70	.357	147-170	.865	13-85	98-4.7	50-1	98	49	1	15	478	22.8
TOTALS	92-72	2788	30.3	405-958	.423	64-187	.342	335-432	.775	57-229	286-3.1	177-1	354	184	2	64	1209	13.1

### Career/Season Highs

#### Minutes

Career: 45 (2x), last at Virginia Tech (1/2/16)  
2015-16: 45, at Virginia Tech (1/2/16)

#### Points

Career: 37, vs. Winthrop (11/27/15)  
2015-16: Same

#### Rebounds

Career: 12, vs. South Alabama (11/15/15)  
2015-16: Same

#### Assists

Career: 8 (5x), last vs. Winthrop (11/27/15)  
2015-16: 8 (3x), last vs. Winthrop (11/27/15)

#### Field Goals Made

Career: 13, vs. Georgia Tech (1/27/16)  
2015-16: Same

#### Field Goal Attempts

Career: 27, vs. Georgia Tech (1/27/16)  
2015-16: Same

#### 3-point Field Goals Made

Career: 4 (4x), last at Wake Forest (1/10/16)  
2015-16: 4, at Wake Forest (1/10/16)

#### 3-point Attempts

Career: 8 (2x), last at Wake Forest (1/10/16)  
2015-16: 7, vs. Louisville (1/7/16)

#### Free Throws Made

Career: 19, vs. Winthrop (11/27/15)  
2015-16: Same

#### Free Throw Attempts

Career: 22, vs. Winthrop (11/27/15)  
2015-16: Same

#### Steals

Career: 3 (3x), last vs. Duke (1/23/16)  
2015-16: 3, vs. Duke (1/23/16)

#### Blocks

Career: 1 (2x), last vs. IUPUI (11/18/15)  
2015-16: 1, vs. IUPUI (11/18/15)

### NC State When Barber...

	Season	Career
Double-Figure Scoring	11-9	38-17
Double-Figure Rebounds	1-0	1-0
Double-Double	1-0	1-0
Leads NCSU in Points	9-6	16-9
Leads NCSU in Rebs	0-1	0-1
20+ Point Games	8-5	11-7
7+ Assists	4-2	7-3



# #14 Caleb Martin

F | 6-7 | 215 | So.

Mocksville, N.C. | Oak Hill Academy [Va.]

- \* No. 62 recruit by ESPN, No. 60 by Rivals, No. 46 by Scout
- \* Gained 15 pounds of muscle in offseason
- \* Changed mechanics of his jumper in offseason, shooting more centered and to right of his face
- \* Had surgery on foot in June 2014
- \* Just 1 minute younger than twin brother Cody

**2014-15 HIGHLIGHTS:** Has made 45 shots from 3-point range ... Scored 21 points and made 5 treys in season opener vs. William & Mary (Nov. 13) ... Scored 19 points on 7-for-10 shooting in win over South Alabama (Nov. 15) ... Scored 16 points with 9 rebounds in win over LSU (Nov. 24) ... Led Pack with 19 points and 7 rebounds vs. Michigan (Dec. 1) ... Scored 14 points and played 40 minutes at Virginia Tech (Jan. 2).

**2014-15 HIGHLIGHTS:** Voted ACC Freshman of the Week on Dec. 15 ... Averaged 4.8 points per game while playing 16.9 minutes ... Broke out for 15 points on 6-for-10 shooting vs. Jacksonville (Nov. 20) ... Made 1st career start and scored 17 points with 7 rebounds vs. CSU (Dec. 12) ... Scored 12 points in 32 minutes vs. Notre Dame (Jan. 25) ... Grabbed career-high 10 rebounds at Louisville (Feb. 14).

**BEFORE STATE:** No. 62 recruit nationally in ESPN 100, 60th by Rivals and the No. 46 recruit by Scout.com ... Led Oak Hill to 41-4 record and a runner-up finish in the Dick's Sporting Goods High School National Tournament ... Selected to all-tournament team at national tournament ... Won Oak Hill's individual 3-point shooting award.

Opponent	FG	3FG	FT	O-D-Reb	PF	Pts	Ast	TO	Blk	Stl	Min
William & Mary (11/13)	* 8-17	5-10	0-0	2-1-3	2	21	2	3	2	4	38
South Alabama (11/15)	* 7-10	4-6	1-1	0-6-6	2	19	0	2	0	0	37
IUPUI (11/18)	* 5-15	2-8	3-5	3-4-7	3	15	2	1	1	1	35
vs. Arizona St. (11/23)	* 4-11	3-7	1-2	0-2-2	4	12	2	2	0	2	36
vs. LSU (11/24)	* 6-18	4-10	0-0	0-9-9	2	16	3	4	1	1	37
Winthrop (11/27)	* 3-8	1-6	4-4	1-4-5	4	11	1	1	1	1	37
Michigan (12/1)	* 5-12	3-9	6-6	3-4-7	2	19	1	1	0	1	38
Bucknell (12/5)	* 7-12	5-9	2-2	0-0-0	2	21	4	2	1	1	34
at South Florida (12/13)	* 1-10	1-7	0-0	0-5-5	1	3	2	2	1	0	34
High Point (12/16)	* 2-6	0-4	0-3	2-2-4	2	4	0	1	0	0	33
at Missouri (12/19)	* 2-14	1-9	0-0	1-1-2	2	5	2	2	0	1	29
UNCG (12/22)	* 1-4	1-2	0-0	1-5-6	2	3	2	3	0	0	34
Northeastern (12/29)	* 3-8	2-3	0-2	0-7-7	4	8	0	1	1	0	27
at Virginia Tech (1/2)	* 4-17	3-13	3-3	1-3-4	2	14	0	2	1	0	40
Louisville (1/7)	* 3-10	3-7	4-5	2-1-3	4	13	1	2	1	1	28
at Wake Forest (1/10)	* 3-8	1-6	0-0	4-7-11	4	7	3	2	1	2	35
Florida State (1/13)	* 2-13	1-10	2-2	1-2-3	3	7	2	1	1	0	32
at UNC (1/16)	3-5	1-2	2-2	1-1-2	3	9	0	3	0	2	21
at Pittsburgh (1/19)	1-5	1-4	0-0	0-3-3	3	3	0	1	0	0	21
Duke (1/23)	5-10	3-8	1-2	1-3-4	0	14	2	1	0	1	25
Georgia Tech (1/27)											
Miami (1/30)											
at Florida St. (2/1)											
at Duke (2/6)											
Wake Forest (2/13)											
at Virginia (2/15)											
Clemson (2/20)											
UNC (2/24)											
at Syracuse (2/27)											
Boston Coll. (3/2)											
at Notre Dame (3/5)											

## Career/Season Highs

### Minutes

Career: 40, at Virginia Tech (1/2/16)  
2015-16: Same

### Points

Career: 21 (2x), last vs. Bucknell (12/5/15)  
2015-16: Same

### Rebounds

Career: 10, at Louisville (2/14/15)  
2015-16: 9, vs. LSU (11/24/15)

### Assists

Career: 4, vs. Bucknell (12/5/15)  
2015-16: Same

### Field Goals Made

Career: 8, vs. William & Mary (11/13/15)  
2015-16: Same

### Field Goal Attempts

Career: 18, vs. LSU (11/24/15)  
2015-16: Same

### 3-point Field Goals

Career: 5 (2x), last vs. Bucknell (12/5/15)  
2015-16: Same

### 3-point Attempts

Career: 13, at Virginia Tech (1/2/16)  
2015-16: Same

### Free Throws Made

Career: 6, vs. Michigan (12/1/15)  
2015-16: Same

### Free Throw Attempts

Career: 6 (2x), last vs. Michigan (12/1/15)  
2015-16: 6, vs. Michigan (12/1/15)

### Steals

Career: 4, vs. William & Mary (11/13/15)  
2015-16: Same

### Blocks

Career: 2 (3x), last vs. William & Mary (11/13/15)  
2015-16: 2, vs. William & Mary (11/13/15)

## NC State When Caleb Martin...

	Season	Career
Double-Figure Scoring	5-6	7-7
Double-Figure Rebounds	0-0	1-0
Double-Double	0-0	0-0
Leads NCSU in Points	1-2	3-2
Leads NCSU in Rebs	0-1	2-4
20+ Point Games	1-1	1-1
Makes 4+ 3FGs	3-1	4-1

## CALEB MARTIN CAREER STATS

Year	GP-GS	Min	Avg	FG-FGA	Pct	3FG-FGA	Pct	FT-FTA	Pct	Off-Def	Tot-Avg	PF-FO	A	TO	Blk	Stl	Pts	Avg
2014-15	36-1	598	16.6	53-149	.356	25-82	.305	41-59	.695	26-77	103-2.9	40-1	26	24	12	11	172	4.8
2015-16	21-17	680	32.4	76-218	.349	46-143	.322	31-42	.738	24-73	97-4.6	54-0	30	38	12	19	229	10.9
<b>TOTALS</b>	<b>57-18</b>	<b>1278</b>	<b>22.4</b>	<b>129-367</b>	<b>.351</b>	<b>71-225</b>	<b>.316</b>	<b>72-101</b>	<b>.713</b>	<b>50-150</b>	<b>200-3.5</b>	<b>94-1</b>	<b>56</b>	<b>62</b>	<b>24</b>	<b>30</b>	<b>401</b>	<b>7.0</b>



# #15 Cody Martin

F | 6-7 | 210 | So.

Mocksville, N.C. | Oak Hill Academy [Va.]

- \* Being used as undersized '4' and backup point guard
- \* Packed on 10 pounds of muscle in the offseason
- \* Boasts 40-inch approach vertical leap
- \* Is 1 minute older than twin brother Caleb

**2015-16 HIGHLIGHTS:** Has started last 4 games ... Averaged 12.0 points and 7.5 rebounds while being ill in 2 games in Brooklyn ... Shooting .714 at foul line after .529 last year ... Posted career highs of 14 points and 10 rebounds in win over LSU (Nov. 24) ... Shook off ankle injury to play 21 key minutes at Missouri (Dec. 19) ... Totaled 8 points, 8 rebounds, 7 assists at Wake Forest (Jan. 10) ... Made 1st career 3-pointer in game vs. Florida State (Jan. 13) ... Totaled 10 points and 7 rebounds at UNC (Jan. 16) ... Scored 13 points on 6-for-8 shooting vs. Duke (Jan. 23).

**2014-15 HIGHLIGHTS:** Appeared in 18 games, playing 11.1 minutes per contest ... Scored 6 points and passed 5 assists vs. Duke (Jan. 11) ... Totaled 10 points, 6 rebounds and 4 assists vs. Notre Dame (Jan. 25).

**BEFORE STATE:** No. 91 recruit nationally in ESPN 100 and 81st by Rivals ... Played one season at Oak Hill Academy for coach Steve Smith after three seasons at Davie County High School in North Carolina ... Led Oak Hill to 41-4 record and a runner-up finish in the Dick's Sporting Goods High School National Tournament ... Picked as 2014 Team MVP for Oak Hill.

Opponent	FG	3FG	FT	O-D-Reb	PF	Pts	Ast	TO	Blk	Stl	Min
William & Mary (11/13)	0-3	0-0	0-0	2-3-5	2	0	2	2	1	0	16
South Alabama (11/15)	3-5	0-1	2-2	1-1-2	1	8	0	0	0	1	19
IUPUI (11/18)	1-1	0-0	2-3	2-2-4	1	4	4	1	0	0	16
vs. Arizona St. (11/23)	4-6	0-1	2-3	1-4-5	3	10	0	1	0	1	19
vs. LSU (11/24)	6-10	0-0	2-3	6-4-10	2	14	4	2	1	4	37
Winthrop (11/27)	3-8	0-0	1-2	2-3-5	2	7	2	0	1	1	26
Michigan (12/1)	3-7	0-0	2-4	0-2-2	1	8	1	0	0	1	28
Bucknell (12/5)	1-3	0-0	4-4	4-4-8	1	6	4	2	2	0	28
at South Florida (12/13)	2-2	0-0	0-2	0-3-3	2	4	0	1	0	2	15
High Point (12/16)	1-3	0-0	3-4	2-1-3	1	5	0	0	0	2	25
at Missouri (12/19)	2-5	0-0	2-2	2-0-2	2	6	1	0	2	2	21
UNCG (12/22)	0-3	0-0	2-6	2-2-4	0	2	1	2	1	1	17
Northeastern (12/29)	0-1	0-0	0-0	0-3-3	3	0	3	1	1	1	22
at Virginia Tech (1/2)	3-4	0-0	1-2	3-1-4	2	7	0	1	1	1	27
Louisville (1/7)	1-3	0-0	1-2	2-2-4	0	3	2	3	1	0	22
at Wake Forest (1/10)	4-9	0-0	0-0	4-4-8	2	8	7	0	0	0	25
Florida State (1/13)	2-4	1-1	1-4	1-3-4	2	6	1	1	0	2	24
at UNC (1/16)	* 4-7	0-0	2-4	4-3-7	0	10	3	4	0	1	32
at Pittsburgh (1/19)	* 2-4	0-0	0-0	0-4-4	1	4	4	2	1	2	33
Duke (1/23)	* 6-8	1-1	0-0	2-2-4	5	13	4	3	0	0	28
Georgia Tech (1/27)	* 1-2	0-0	1-2	1-4-5	5	3	3	1	0	0	18
Miami (1/30)											
at Florida St. (2/1)											
at Duke (2/6)											
Wake Forest (2/13)											
at Virginia (2/15)											
Clemson (2/20)											
UNC (2/24)											
at Syracuse (2/27)											
Boston Coll. (3/2)											
at Notre Dame (3/5)											

## Career/Season Highs

### Minutes

Career: 37, vs. LSU (11/24/15)

2015-16: Same

### Points

Career: 14, vs. LSU (11/24/15)

2015-16: Same

### Rebounds

Career: 10, vs. LSU (11/24/15)

2015-16: Same

### Assists

Career: 7, at Wake Forest (1/10/16)

2015-16: Same

### Field Goals Made

Career: 6 (2x), last vs. Duke (1/23/16)

2015-16: Same

### Field Goal Attempts

Career: 10, vs. LSU (11/24/15)

2015-16: Same

### 3-point Field Goals

Career: 1 (2x), last vs. Duke (1/23/16)

2015-16: Same

### 3-point Attempts

Career: 3, vs. Notre Dame (1/25/15)

2015-16: 1 (4x), last vs. Duke (1/23/16)

### Free Throws Made

Career: 4, vs. Bucknell (12/5/15)

2015-16: Same

### Free Throw Attempts

Career: 6, vs. UNCG (12/22/15)

2015-16: Same

### Steals

Career: 4, vs. LSU (11/24/15)

2015-16: Same

### Blocks

Career: 2 (2x), last at Missouri (12/19/15)

2015-16: Same

## NC State When Cody Martin...

	Season	Career
Double-Figure Scoring	1-3	1-4
Double-Figure Rebounds	1-0	1-0
Double-Double	1-0	1-0
Leads NCSU in Points	0-0	0-0
Leads NCSU in Rebs	0-0	0-1
20+ Point Games	0-0	0-0
Plays 24+ Minutes	5-6	5-7

## CODY MARTIN CAREER STATS

Year	GP-GS	Min	Avg	FG-FGA	Pct	3FG-FGA	Pct	FT-FTA	Pct	Off-Def	Tot-Avg	PF-FO	A	TO	Blk	Stl	Pts	Avg
2014-15	19-3	216	11.4	28-59	.475	0-7	.000	9-17	.529	17-21	38-2.0	36-2	23	18	6	9	65	3.4
2015-16	21-4	498	23.7	49-98	.500	2-4	.500	28-49	.571	41-55	96-4.6	38-2	46	27	12	22	128	6.1
<b>TOTALS</b>	<b>40-7</b>	<b>714</b>	<b>17.9</b>	<b>77-157</b>	<b>.490</b>	<b>2-11</b>	<b>.182</b>	<b>37-66</b>	<b>.561</b>	<b>58-76</b>	<b>134-3.4</b>	<b>74-4</b>	<b>69</b>	<b>45</b>	<b>18</b>	<b>31</b>	<b>193</b>	<b>4.8</b>



## #21 BeeJay Anya

F | 6-9 | 285 | Jr.

Washington, D.C. | DeMatha Catholic

\* 2015 ACC 6th Man of the Year (Media)

\* ACC All-Defensive Team (Media & Coaches)

\* Leading ACC in blocks per game

\* Lost 70 pounds since enrolling at NC State

\* 2nd in NC State history in career blocked shots

\* Has 7-9 wingspan, 2nd longest ever recorded by

NBA Draft Express database

**2015-16 HIGHLIGHTS:** Shooting .608 from the floor with 14 dunks ... Current ACC leader in blocked shots ... Career ACC leader with 188 blocks ... Has blocked multiple shots in 14 games this season ... Blocked 5 shots vs. USA (Nov. 15) ... Blocked 4 shots vs. Winthrop (Nov. 27) ... Scored career-high 17 points and blocked 5 shots at USF (Dec. 13) ... Blocked 5 shots and grabbed a career-high 12 rebounds at Virginia Tech (Jan. 2).

**2014-15 HIGHLIGHTS:** ACC 6th Man of the Year and ACC All-Defensive Team ... Led ACC with 2.53 blocks per game ... Had 91 blocked shots, 2nd on NC State's single-season list ... Led team with 39 dunks ... Broke school record with 10 blocks and added 7 points and 8 rebounds vs. Jacksonville (Nov. 20) ... Blocked 5 shots vs. USF (Nov. 23) ... Blocked 5 shots in 11 minutes vs. Wake Forest (Dec. 6) ... Scored 14 points and blocked 4 shots vs. Duke (Jan. 11) ... Blocked 6 shots in win at North Carolina (Feb. 24) ... Made game-winning shot with 0.1 seconds left in NCAA tourney vs. LSU (March 19).

**2013-14 Highlights:** Played 11.8 minutes per game ... Stood 10th in ACC in blocked shots ... Shot .587 from the floor ... Third on the team with 13 dunks ... Played 24 minutes with 5 blocks at Tennessee (Dec. 18) ... Scored 10 points against North Carolina (Feb. 26).

Opponent	FG	3FG	FT	O-D-Reb	PF	Pts	Ast	TO	Blk	Stl	Min
William & Mary (11/13)	1-1	0-0	1-5	0-6-6	2	3	0	0	2	1	22
South Alabama (11/15)	3-4	0-0	2-6	1-4-5	5	8	3	2	5	1	25
IUPUI (11/18)	1-1	0-0	1-3	0-5-5	3	3	0	1	3	2	21
vs. Arizona St. (11/23)	2-4	0-0	1-2	4-2-6	3	5	0	1	2	0	20
vs. LSU (11/24)	1-1	0-0	2-4	1-2-3	2	4	0	0	0	0	21
Winthrop (11/27)	2-3	0-0	0-0	1-1-2	5	4	0	2	4	1	19
Michigan (12/1)	4-5	0-0	1-6	2-5-7	2	9	0	2	3	0	28
Bucknell (12/5)	* 0-0	0-0	0-0	2-0-2	5	0	0	2	3	0	21
at South Florida (12/13)	* 7-8	0-0	3-6	2-5-7	3	17	1	2	5	1	24
High Point (12/16)	* 2-4	0-0	1-3	2-5-7	2	5	1	1	4	1	30
at Missouri (12/19)	* 1-2	0-0	1-2	1-5-6	3	3	1	2	1	0	22
UNCG (12/22)	* 4-7	0-0	2-3	3-3-6	3	10	2	1	4	0	33
Northeastern (12/29)	* 1-2	0-0	0-0	2-3-5	1	2	0	2	2	2	23
at Virginia Tech (1/2)	* 1-4	0-0	4-10	7-5-12	4	6	1	0	5	0	33
Louisville (1/7)	* 1-2	0-0	0-4	5-2-7	3	2	1	0	1	0	22
at Wake Forest (1/10)	0-2	0-0	0-0	1-2-3	5	0	0	1	2	0	20
Florida State (1/13)	* 1-1	0-0	0-2	2-2-4	2	2	0	2	1	2	17
at UNC (1/16)	* 1-2	0-0	0-0	1-3-4	5	2	0	1	3	0	28
at Pittsburgh (1/19)	* 3-3	0-0	0-1	1-2-3	3	6	0	1	0	0	15
Duke (1/23)	* 2-5	0-0	0-0	2-2-4	2	4	0	1	1	0	19
Georgia Tech (1/27)	2-4	0-0	0-0	0-3-3	3	4	1	1	4	1	19
Miami (1/30)											
at Florida St. (2/1)											
at Duke (2/6)											
Wake Forest (2/13)											
at Virginia (2/15)											
Clemson (2/20)											
UNC (2/24)											
at Syracuse (2/27)											
Boston Coll. (3/2)											
at Notre Dame (3/5)											

### Career/Season Highs

#### Minutes

Career: 36, vs. Wofford (12/14/14)

2015-16: 33 (2x), last at Virginia Tech (1/2/16)

#### Points

Career: 17, at USF (12/13/15)

2015-16: Same

#### Rebounds

Career: 12, at Virginia Tech (1/2/16)

2015-16: Same

#### Assists

Career: 3, vs. South Alabama (11/15/15)

2015-16: Same

#### Field Goals Made

Career: 7, at USF (12/13/15)

2015-16: Same

#### Field Goal Attempts

Career: 8 (2x), last at USF (12/13/15)

2015-16: 8, at USF (12/13/15)

#### 3-point Field Goals Made

Career: 0

2015-16: 0

#### 3-point Attempts

Career: 0

2015-16: 0

#### Free Throws Made

Career: 4 (2x), last at Virginia Tech (1/2/16)

2015-16: 4, at Virginia Tech (1/2/16)

#### Free Throw Attempts

Career: 10, at Virginia Tech (1/2/16)

2015-16: Same

#### Steals

Career: 2 (2x), last vs. Northeastern (12/29/15)

2015-16: Same

#### Blocks

Career: 10, vs. Jacksonville (11/20/14)

2015-16: 5 (3x), last at Virginia Tech (1/2/16)

### NC State When Anya...

	Season	Career
Double-Figure Scoring	2-0	3-1
Double-Figure Rebounds	0-1	1-1
Double-Double	0-0	0-0
Leads NCSU in Points	0-0	0-0
Leads NCSU in Rebs	0-4	4-7
15+ Point Games	1-0	1-0
4+ Blocked Shots	5-1	15-4

### ANYA CAREER STATS

Year	GP-GS	Min	Avg	FG-FGA	Pct	3FG-FGA	Pct	FT-FTA	Pct	Off-Def	Tot-Avg	PF-FO	A	TO	Blk	Stl	Pts	Avg
2013-14	33-0	388	11.8	27-46	.587	0-0	.000	15-31	.484	23-45	68-2.1	57-0	4	17	46	4	69	2.1
2014-15	36-11	698	19.4	64-105	.610	0-0	.000	34-61	.557	57-98	155-4.3	97-2	8	40	91	4	162	4.5
2015-16	21-12	482	23.0	40-65	.615	0-0	.000	19-57	.333	40-67	107-5.1	66-5	11	25	55	12	99	4.7
<b>TOTALS</b>	<b>90-23</b>	<b>1568</b>	<b>17.4</b>	<b>131-216</b>	<b>.606</b>	<b>0-0</b>	<b>.000</b>	<b>68-149</b>	<b>.456</b>	<b>120-210</b>	<b>330-3.7</b>	<b>220-7</b>	<b>23</b>	<b>82</b>	<b>192</b>	<b>20</b>	<b>330</b>	<b>3.7</b>





## #22 Shaun Kirk

G/F | 6-8 | 195 | Fr.  
Whiteville, N.C. | Whiteville

- \* Raw, athletic wing from eastern North Carolina
- \* Boasts 39-inch approach vertical leap
- \* Signed with NC State in April after impressive AAU stretch
- \* Active in his church in his hometown and was member of horticulture club in high school

**BEFORE STATE:** Four-year letterwinner at Whiteville High School for coach Jerry Singletary ... Voted district and county player of the year ... Elected to play in NCHSAA East-West All-Star Game in Greensboro ... Averaged 18.6 points, 5.0 rebounds and 2.1 steals as a senior, leading team to a 20-6 record ... Played AAU ball for Team Loaded and coach Dennis Smith, Sr. ... Averaged 13.5 points and shot 64.5 percent from the floor during the Adidas Uprising Gauntlet Series.

Opponent	FG	3FG	FT	O-D-Reb	PF	Pts	Ast	TO	Blk	Stl	Min
William & Mary (11/13)						--DNP--					
South Alabama (11/15)	0-1	0-1	0-0	0-0-0	0	0	0	0	0	0	2
IUPUI (11/18)	1-1	0-0	0-0	0-0-0	2	2	0	0	0	0	2
vs. Arizona St. (11/23)	0-0	0-0	0-0	0-0-0	0	0	0	0	0	0	0+
vs. LSU (11/24)						--DNP--					
Winthrop (11/27)						--DNP--					
Michigan (12/1)	0-1	0-1	0-0	0-0-0	2	0	0	1	0	1	2
Bucknell (12/5)						--DNP--					
at South Florida (12/13)	1-2	1-2	0-0	0-1-1	1	3	0	0	0	0	4
High Point (12/16)						--DNP--					
at Missouri (12/19)						--DNP--					
UNCG (12/22)						--DNP--					
Northeastern (12/29)						--DNP--					
at Virginia Tech (1/2)						--DNP--					
Louisville (1/7)						--DNP--					
at Wake Forest (1/10)	1-2	0-0	1-2	0-0-0	1	3	0	1	0	0	5
Florida State (1/13)	0-1	0-1	0-0	0-0-0	1	0	0	1	0	0	2
at UNC (1/16)						--DNP--					
at Pittsburgh (1/19)						--DNP--					
Duke (1/23)						--DNP--					
Georgia Tech (1/27)						--DNP--					
Miami (1/30)											
at Florida St. (2/1)											
at Duke (2/6)											
Wake Forest (2/13)											
at Virginia (2/15)											
Clemson (2/20)											
UNC (2/24)											
at Syracuse (2/27)											
Boston Coll. (3/2)											
at Notre Dame (3/5)											

### Career/Season Highs

#### Minutes

Career: 5, at Wake Forest (1/10/16)  
2015-16: Same

#### Points

Career: 3 (2x), last at Wake Forest (1/10/16)  
2015-16: Same

#### Rebounds

Career: 1, at USF (12/13/15)  
2015-16: Same

#### Assists

Career: 0  
2015-16: 0

#### Field Goals Made

Career: 1 (3x), last at Wake Forest (1/10/16)  
2015-16: Same

#### Field Goal Attempts

Career: 2 (2x), last at Wake Forest (1/10/16)  
2015-16: Same

#### 3-point Field Goals Made

Career: 1, at USF (12/13/15)  
2015-16: Same

#### 3-point Attempts

Career: 2, at USF (12/13/15)  
2015-16: Same

#### Free Throws Made

Career: 1, at Wake Forest (1/10/16)  
2015-16: Same

#### Free Throw Attempts

Career: 2, at Wake Forest (1/10/16)  
2015-16: Same

#### Steals

Career: 1, vs. Michigan (12/1/15)  
2015-16: Same

#### Blocks

Career: 0  
2015-16: 0


### NC State When Kirk...

	Season	Career
Double-Figure Scoring	0-0	0-0
Double-Figure Rebounds	0-0	0-0
Double-Double	0-0	0-0
Leads NCSU in Points	0-0	0-0
Leads NCSU in Rebs	0-0	0-0
20+ Point Games	0-0	0-0
30+ Point Games	0-0	0-0

### KIRK CAREER STATS

Year	GP-GS	Min	Avg	FG-FGA	Pct	3FG-FGA	Pct	FT-FTA	Pct	Off-Def	Tot-Avg	PF-FO	A	TO	Blk	Stl	Pts	Avg
2015-16	7-0	17	2.4	3-8	.375	1-5	.200	1-2	.500	0-1	1-0.1	7-0	0	3	0	1	8	1.1
<b>Totals</b>	<b>7-0</b>	<b>17</b>	<b>2.4</b>	<b>3-8</b>	<b>.375</b>	<b>1-5</b>	<b>.200</b>	<b>1-2</b>	<b>.500</b>	<b>0-1</b>	<b>1-0.1</b>	<b>7-0</b>	<b>0</b>	<b>3</b>	<b>0</b>	<b>1</b>	<b>8</b>	<b>1.1</b>





## #24 Maverick Rowan

G/F | 6-7 | 215 | Fr.  
Fort Lauderdale, Fla. | Elevate

- \* No. 30 recruit in 2015 class by ESPN.com
- \* Signed with NC State in August after reclassifying to the 2015 class
- \* One of the nation's top prep long-range shooters
- \* Won a state title in Pennsylvania and won one in Florida

**2015-16 HIGHLIGHTS:** Has scored in double figures 17 times ... Leads team with 49 made 3-pointers ... Notched 16 points on 6-for-15 shooting in his college debut ... Made first career start and scored 15 points in win over South Alabama (Nov. 15) ... Scored 7 of his 10 points in the overtime period in the win over LSU (Nov. 24) ... Scored season-high 17 points vs. Winthrop (Nov. 27) ... Scored 19 points (12 in the second half) in win over High Point (Dec. 16) ... Scored 17 points on 4-for-8 shooting from long range vs. Louisville (Jan. 7) ... Led team with 22 points vs. Florida State (Jan. 13).

**BEFORE STATE:** One of the nation's most recruited wings in the 2016 class before reclassifying and becoming eligible in 2015 ... Ranked 30th in the 2015 class by ESPN.com and No. 39 in the 247Sports.com composite ranking ... Totaled 2,382 points during his three high school seasons ... Named Pennsylvania 1A Player of the Year as a sophomore in 2014 ... Voted Florida's 5A Player of the Year as a junior ... Averaged 28.5 points, 7.0 rebounds and 4.0 assists per game for Cardinal Gibbons, leading the team to a 32-1 record and state title ... Averaged 31.6 points per game during the Florida high school state tournament ... Scored 24.3 points per game as a high school junior in Pennsylvania and led his team to a state championship.

Opponent	FG	3FG	FT	O-D-Reb	PF	Pts	Ast	TO	Blk	Stl	Min
William & Mary (11/13)	6-15	1-8	3-3	1-2-3	4	16	0	2	0	1	34
South Alabama (11/15) *	5-10	2-6	3-4	0-1-1	4	15	0	0	0	1	26
IUPUI (11/18)	* 5-12	4-9	1-3	2-5-7	2	15	1	2	0	0	33
vs. Arizona St. (11/23)	* 5-11	2-6	2-5	0-5-5	1	14	0	1	0	0	35
vs. LSU (11/24)	* 3-11	2-7	2-2	2-2-4	1	10	2	1	0	0	39
Winthrop (11/27)	* 7-13	3-6	0-0	2-3-5	4	17	1	1	0	0	34
Michigan (12/1)	* 1-11	1-6	2-2	1-6-7	3	5	1	2	0	2	35
Bucknell (12/5)	* 9-14	4-7	5-6	1-2-3	0	27	1	2	0	2	35
at South Florida (12/13)	* 1-10	0-7	1-1	1-1-2	3	3	2	0	0	0	29
High Point (12/16)	* 6-19	4-10	3-4	3-4-7	1	19	0	2	0	1	37
at Missouri (12/19)	* 4-9	2-3	2-4	2-1-3	3	12	2	0	0	0	32
UNCG (12/22)	* 1-10	0-4	0-0	0-4-4	3	2	0	2	0	0	28
Northeastern (12/29)	* 6-12	4-8	0-0	0-2-2	3	16	2	3	0	1	38
at Virginia Tech (1/2)	* 1-8	0-4	4-5	0-1-1	1	6	0	1	0	0	24
Louisville (1/7)	* 5-13	4-8	3-3	1-1-2	4	17	1	0	0	0	32
at Wake Forest (1/10)	* 5-16	3-11	0-0	0-3-3	1	13	0	0	0	0	37
Florida State (1/13)	* 6-16	3-9	7-9	3-0-3	3	22	0	1	0	0	37
at UNC (1/16)	* 4-15	2-8	0-0	1-0-1	2	10	0	1	0	1	36
at Pittsburgh (1/19)	* 5-11	4-6	0-0	1-0-1	0	14	0	3	0	0	31
Duke (1/23)	* 3-11	1-8	5-5	0-2-2	2	12	4	0	0	0	35
Georgia Tech (1/27)	* 3-8	3-6	4-5	0-1-1	2	13	0	1	0	0	33
Miami (1/30)											
at Florida St. (2/1)											
at Duke (2/6)											
Wake Forest (2/13)											
at Virginia (2/15)											
Clemson (2/20)											
UNC (2/24)											
at Syracuse (2/27)											
Boston Coll. (3/2)											
at Notre Dame (3/5)											

### Career/Season Highs

#### Minutes

Career: 39, vs. LSU (11/24/15)  
2015-16: Same

#### Points

Career: 27, vs. Bucknell (12/5/15)  
2015-16: Same

#### Rebounds

Career: 7 (3x), last vs. High Point (12/16/15)  
2015-16: Same

#### Assists

Career: 4, vs. Duke (1/23/16)  
2015-16: Same

#### Field Goals Made

Career: 9, vs. Bucknell (12/5/15)  
2015-16: Same

#### Field Goal Attempts

Career: 19, vs. High Point (12/16/15)  
2015-16: Same

#### 3-point Field Goals Made

Career: 4 (5x), last at Pittsburgh (1/19/16)  
2015-16: Same

#### 3-point Attempts

Career: 11, at Wake Forest (1/10/16)  
2015-16: Same

#### Free Throws Made

Career: 7, vs. Florida State (1/13/16)  
2015-16: Same

#### Free Throw Attempts

Career: 9, vs. Florida State (1/13/16)  
2015-16: Same

#### Steals

Career: 2 (2x), last vs. Bucknell (12/5/15)  
2015-16: Same

#### Blocks


Career: 0  
2015-16: 0

### NC State When Rowan...

	Season	Career
Double-Figure Scoring	9-8	9-8
Double-Figure Rebounds	0-0	0-0
Double-Double	0-0	0-0
Leads NCSU in Points	1-1	1-1
Leads NCSU in Rebs	0-1	0-1
20+ Point Games	1-1	1-1
4+ Made 3FG	5-1	5-1

### ROWAN CAREER STATS

Year	GP-GS	Min	Avg	FG-FGA	Pct	3FG-FGA	Pct	FT-FTA	Pct	Off-Def	Tot-Avg	PF-FO	A	TO	Blk	Stl	Pts	Avg
2015-16	21-20	700	33.3	91-255	.357	49-147	.333	47-61	.770	21-46	67-3.2	47-0	17	25	0	9	278	13.2
<b>Totals</b>	<b>21-20</b>	<b>700</b>	<b>33.3</b>	<b>91-255</b>	<b>.357</b>	<b>49-147</b>	<b>.333</b>	<b>47-61</b>	<b>.770</b>	<b>21-46</b>	<b>67-3.2</b>	<b>47-0</b>	<b>17</b>	<b>25</b>	<b>0</b>	<b>9</b>	<b>278</b>	<b>13.2</b>



# #25 Chase Cannon

G | 6-5 | 200 | Sr.

Morehead City, N.C. | The Miller School (Va.)

\* Walk-on

\* Best GPA on the team

\* Graduated in May 2015, now enrolled  
in MBA program

\* ACC Academic Honor Roll

**WOLFPACK CAREER:** Has appeared in 23 career games, totaling 31 minutes ... ACC Academic Honor Roll.

**BEFORE STATE:** Played senior season for The Miller School (Va.) ... Posted 11.7 points, 4.2 rebounds and three made 3-pointers per game as a senior ... led his team to a 20-10 overall and a 3-3 conference mark in 2011-12 ... named first team all-conference as a senior and junior ... Class salutatorian ... Recipient of The Miller School Lou Farina Award ... Bob and Carol Mattocks scholar ... Park Scholarship Finalist ... AP Scholar with Distinction ... AP Scholar with Honors.

Opponent	FG	3FG	FT	O-D-Reb	PF	Pts	Ast	TO	Blk	Stl	Min
William & Mary (11/13)					--DNP--						
South Alabama (11/15)	0-1	0-1	0-0	0-0-0	0	0	0	0	0	0	1
IUPUI (11/18)											
vs. Arizona St. (11/23)					--DNP--						
vs. LSU (11/24)					--DNP--						
Winthrop (11/27)					--DNP--						
Michigan (12/1)					--DNP--						
Bucknell (12/5)					--DNP--						
at South Florida (12/13)					--DNP--						
High Point (12/16)					--DNP--						
at Missouri (12/19)					--DNP--						
UNCG (12/22)					--DNP--						
Northeastern (12/29)					--DNP--						
at Virginia Tech (1/2)					--DNP--						
Louisville (1/7)					--DNP--						
at Wake Forest (1/10)					--DNP--						
Florida State (1/13)					--DNP--						
at UNC (1/16)					--DNP--						
at Pittsburgh (1/19)					--DNP--						
Duke (1/23)					--DNP--						
Georgia Tech (1/27)					--DNP--						
Miami (1/30)											
at Florida St. (2/1)											
at Duke (2/6)											
Wake Forest (2/13)											
at Virginia (2/15)											
Clemson (2/20)											
UNC (2/24)											
at Syracuse (2/27)											
Boston Coll. (3/2)											
at Notre Dame (3/5)											

## CANNON CAREER STATS

Year	GP-GS	Min	Avg	FG-FGA	Pct	3FG-FGA	Pct	FT-FTA	Pct	Off-Def	Tot-Avg	PF-FO	A	TO	Blk	Stl	Pts	Avg
2012-13	12-0	14	1.2	1-2	.500	1-1	1.000	0-0	.000	0-0	0-0	1-0	0	1	0	0	3	0.3
2013-14	5-0	6	1.2	0-3	.000	0-3	.000	0-0	.000	1-0	1-0.3	0-0	1	1	1	0	0	0.0
2014-15	5-0	10	2.0	2-5	.400	0-2	.000	0-2	.000	3-2	5-1.0	2-0	1	0	0	0	4	0.8
2015-16	2-0	2	1.0	0-4	.000	0-2	.000	0-0	.000	1-1	2-1.0	0-0	0	0	0	0	0	0.0
<b>Total</b>	<b>24-0</b>	<b>32</b>	<b>1.3</b>	<b>3-14</b>	<b>.214</b>	<b>1-8</b>	<b>.125</b>	<b>0-2</b>	<b>.000</b>	<b>5-3</b>	<b>8-0.3</b>	<b>3-0</b>	<b>2</b>	<b>2</b>	<b>1</b>	<b>0</b>	<b>7</b>	<b>0.3</b>

## 2015-16 NC State Non-ACC Statistics

RECORD:	OVERALL	HOME	AWAY	NEUTRAL
ALL GAMES	10-3	7-2	2-0	1-1
CONFERENCE	0-0	0-0	0-0	0-0
NON-CONFERENCE	10-3	7-2	2-0	1-1

#	Player	gp-gs	min	avg	Total		3-Point		F-Throw		Rebounds								a	to	blk	stl	pts	avg
					fg-fga	fg%	3fg-fga	3fg%	ft-fga	ft%	off	def	tot	avg	pf	dq								
12	Barber, Anthony	13-13	499	38.4	90-212	.425	9-31	.290	111-131	.847	13	55	68	5.2	30	1	67	26	1	6	300	23.1		
24	Rowan, Maverick	13-12	435	33.5	59-157	.376	29-87	.333	24-34	.706	15	38	53	4.1	32	0	12	18	0	8	171	13.2		
14	Martin, Caleb	13-13	449	34.5	54-145	.372	32-90	.356	17-25	.680	13	50	63	4.8	32	0	21	25	8	12	157	12.1		
00	Abu, Abdul-Malik	13-13	326	25.1	54-123	.439	0-0	.000	35-58	.603	42	64	106	8.2	30	0	13	17	8	6	143	11.0		
15	Martin, Cody	13-0	289	22.2	26-57	.456	0-2	.000	22-35	.629	24	32	56	4.3	21	0	22	12	9	16	74	5.7		
21	Anya, BeeJay	13-6	309	23.8	29-42	.690	0-0	.000	15-40	.375	21	46	67	5.2	39	3	8	18	38	9	73	5.6		
01	Freeman, Lennard	13-7	295	22.7	22-42	.524	0-0	.000	14-27	.519	36	52	88	6.8	25	0	10	13	2	8	58	4.5		
13	Corchiani Jr., Chris	2-0	2	1.0	1-1	1.000	0-0	.000	0-0	.000	0	0	0	0.0	0	0	0	0	0	0	2	1.0		
22	Kirk, Shaun	5-0	10	2.0	2-5	.400	1-4	.250	0-0	.000	0	1	1	0.2	5	0	0	1	0	1	5	1.0		
03	Henderson, Terry	1-1	7	7.0	0-3	.000	0-1	.000	0-0	.000	1	0	1	1.0	1	0	0	1	0	0	0	0.0		
04	Brickhouse, Chris	2-0	2	1.0	0-0	.000	0-0	.000	0-0	.000	0	0	0	0.0	0	0	0	0	0	0	0	0.0		
25	Cannon, Chase	2-0	2	1.0	0-4	.000	0-2	.000	0-0	.000	1	1	2	1.0	0	0	0	0	0	0	0	0.0		
Team											29	22	51				5							
Total.....		13	2625		337-791	.426	71-217	.327	238-350	.680	195	361	556	42.8	215	4	153	136	66	66	983	75.6		
Opponents.....		13	2625		322-795	.405	111-297	.374	134-201	.667	141	326	467	35.9	299	9	165	151	38	86	889	68.4		

## TEAM STATISTICS

	ST	OPP
SCORING	983	889
Points per game	75.6	68.4
Scoring margin	+7.2	-
FIELD GOALS-ATT	337-791	322-795
Field goal pct	.426	.405
3 POINT FG-ATT	71-217	111-297
3-point FG pct	.327	.374
3-pt FG made per game	5.5	8.5
FREE THROWS-ATT	238-350	134-201
Free throw pct	.680	.667
F-Throws made per game	18.3	10.3
REBOUNDS	556	467
Rebounds per game	42.8	35.9
Rebounding margin	+6.8	-
ASSISTS	153	165
Assists per game	11.8	12.7
TURNOVERS	136	151
Turnovers per game	10.5	11.6
Turnover margin	+1.2	-
Assist/turnover ratio	1.1	1.1
STEALS	66	86
Steals per game	5.1	6.6
BLOCKS	66	38
Blocks per game	5.1	2.9
ATTENDANCE	144228	21582
Home games-Avg/Game	9-16025	2-5516
Neutral site-Avg/Game	-	2-5275

Date	Opponent	Score	Att.
11/13/15	WILLIAM & MARY	L 68-85	16377
11/15/15	SOUTH ALABAMA	W 88-70	15076
11/18/15	IUPUI	W 79-56	14660
11/23/15	vs Arizona State	L 76-79	5775
11/24/15	vs LSU	Wot 83-72	4775
11/27/15	WINTHROP	W 87-79	15700
12/1/15	MICHIGAN	L 59-66	17645
12/5/15	BUCKNELL	W 99-86	16378
12/13/15	at USF	W 65-46	2945
12/16/15	HIGH POINT	W 76-73	15602
12-19-15	at Mizzou	W 73-59	8087
12/22/15	UNCG	W 58-52	15716
12/29/15	NORTHEASTERN	W 72-66	17074

\* - Conference game

Score by Periods	1st	2nd	OT	Totals
NC State	445	520	18	983
Opponents	412	470	7	889



## 2015-16 NC State ACC Only Statistics

RECORD:	OVERALL	HOME	AWAY	NEUTRAL
ALL GAMES	1-7	0-4	1-3	0-0
CONFERENCE	1-7	0-4	1-3	0-0
NON-CONFERENCE	0-0	0-0	0-0	0-0

#	Player	gp-gs	min	avg	Total		3-Point		F-Throw		Rebounds				pf	dq	a	to	blk	stl	pts	avg
					fg-fga	fg%	3fg-fga	3fg%	ft-fa	ft%	off	def	tot	avg								
12	Barber, Anthony	8-8	310	38.8	63-149	.423	16-39	.410	36-39	.923	0	30	30	3.8	20	0	31	23	0	9	178	22.3
00	Abu, Abdul-Malik	8-8	235	29.4	46-92	.500	0-0	.000	27-42	.643	31	44	75	9.4	24	1	14	19	3	1	119	14.9
24	Rowan, Maverick	8-8	265	33.1	32-98	.327	20-60	.333	23-27	.852	6	8	14	1.8	15	0	5	7	0	1	107	13.4
14	Martin, Caleb	8-4	231	28.9	22-73	.301	14-53	.264	14-17	.824	11	23	34	4.3	22	0	9	13	4	7	72	9.0
15	Martin, Cody	8-4	209	26.1	23-41	.561	2-2	1.000	6-14	.429	17	23	40	5.0	17	2	24	15	3	6	54	6.8
01	Freeman, Lennard	8-2	195	24.4	9-19	.474	0-0	.000	9-15	.600	22	32	54	6.8	23	1	10	7	2	2	27	3.4
21	Anyia, BeeJay	8-6	173	21.6	11-23	.478	0-0	.000	4-17	.235	19	21	40	5.0	27	2	3	7	17	3	26	3.3
22	Kirk, Shaun	2-0	7	3.5	1-3	.333	0-1	.000	1-2	.500	0	0	0	0.0	2	0	0	2	0	0	3	1.5
Team											17	12	29					5				
Total.....		8	1625		207-498	.416	52-155	.335	120-173	.694	123	193	316	39.5	150	6	96	98	29	29	586	73.2
Opponents.....		8	1625		219-497	.441	54-144	.375	126-179	.704	110	189	299	37.4	156	3	102	79	43	48	618	77.2

TEAM STATISTICS	ST	OPP
SCORING	586	618
Points per game	73.2	77.2
Scoring margin	-4.0	-
FIELD GOALS-ATT	207-498	219-497
Field goal pct	.416	.441
3 POINT FG-ATT	52-155	54-144
3-point FG pct	.335	.375
3-pt FG made per game	6.5	6.8
FREE THROWS-ATT	120-173	126-179
Free throw pct	.694	.704
F-Throws made per game	15.0	15.8
REBOUNDS	316	299
Rebounds per game	39.5	37.4
Rebounding margin	+2.1	-
ASSISTS	96	102
Assists per game	12.0	12.8
TURNOVERS	98	79
Turnovers per game	12.3	9.9
Turnover margin	-2.4	-
Assist/turnover ratio	1.0	1.3
STEALS	29	48
Steals per game	3.6	6.0
BLOCKS	29	43
Blocks per game	3.6	5.4
ATTENDANCE	70053	48435
Home games-Avg/Game	4-17513	4-12109
Neutral site-Avg/Game	-	0-0

Date	Opponent		Score	Att.
* 01/02/16	at Virginia Tech	Lot	68-73	4971
* 1/7/16	LOUISVILLE	L	72-77	17762
* 01/10/16	at Wake Forest	L	74-77	11865
* 1/13/16	FLORIDA STATE	L	78-85	16846
* 01/16/16	at North Carolina	L	55-67	21750
* 1/19/16	at Pittsburgh	W	78-61	9849
* 1/23/16	DUKE	L	78-88	19500
* 1/27/16	GEORGIA TECH	L	83-90	15945

\* = Conference game

Score by Periods	1st	2nd	OT	Totals
NC State	265	314	7	586
Opponents	254	352	12	618

## 2015-16 NC State Season Overall Statistics

RECORD:	OVERALL	HOME	AWAY	NEUTRAL
ALL GAMES	11-10	7-6	3-3	1-1
CONFERENCE	1-7	0-4	1-3	0-0
NON-CONFERENCE	10-3	7-2	2-0	1-1

##	Player	gp-gs	min	avg	Total		3-Point		F-Throw		Rebounds											
					fg-fga	fg%	3fg-fga	3fg%	ft-fa	ft%	off	def	tot	avg	pf	dq	a	to	blk	stl	pts	avg
12	Barber, Anthony	21-21	809	38.5	153-361	.424	25-70	.357	147-170	.865	13	85	98	4.7	50	1	98	49	1	15	478	22.8
24	Rowan, Maverick	21-20	700	33.3	91-255	.357	49-147	.333	47-61	.770	21	46	67	3.2	47	0	17	25	0	9	278	13.2
00	Abu, Abdul-Malik	21-21	561	26.7	100-215	.465	0-0	.000	62-100	.620	73	108	181	8.6	54	1	27	36	11	7	262	12.5
14	Martin, Caleb	21-17	680	32.4	76-218	.349	46-143	.322	31-42	.738	24	73	97	4.6	54	0	30	38	12	19	229	10.9
15	Martin, Cody	21-4	498	23.7	49-98	.500	2-4	.500	28-49	.571	41	55	96	4.6	38	2	46	27	12	22	128	6.1
21	Anyah, BeeJay	21-12	482	23.0	40-65	.615	0-0	.000	19-57	.333	40	67	107	5.1	66	5	11	25	55	12	99	4.7
01	Freeman, Lennard	21-9	490	23.3	31-61	.508	0-0	.000	23-42	.548	58	84	142	6.8	48	1	20	20	4	10	85	4.0
22	Kirk, Shaun	7-0	17	2.4	3-8	.375	1-5	.200	1-2	.500	0	1	1	0.1	7	0	0	3	0	1	8	1.1
13	Corchiani Jr., Chris	2-0	2	1.0	1-1	1.000	0-0	.000	0-0	.000	0	0	0	0.0	0	0	0	0	0	0	2	1.0
03	Henderson, Terry	1-1	7	7.0	0-3	.000	0-1	.000	0-0	.000	1	0	1	1.0	1	0	0	1	0	0	0	0.0
04	Brickhouse, Chris	2-0	2	1.0	0-0	.000	0-0	.000	0-0	.000	0	0	0	0.0	0	0	0	0	0	0	0	0.0
25	Cannon, Chase	2-0	2	1.0	0-4	.000	0-2	.000	0-0	.000	1	1	2	1.0	0	0	0	0	0	0	0	0.0
Team											46	34	80				10					
Total.....		21	4250		544-1289	.422	123-372	.331	358-523	.685	318	554	872	41.5	365	10	249	234	95	95	1569	74.7
Opponents.....		21	4250		541-1292	.419	165-441	.374	260-380	.684	251	515	766	36.5	455	12	267	230	81	134	1507	71.8

TEAM STATISTICS	ST	OPP	Date	Opponent	Score	Att.
SCORING	1569	1507	11/13/15	WILLIAM & MARY	L 68-85	16377
Points per game	74.7	71.8	11/15/15	SOUTH ALABAMA	W 88-70	15076
Scoring margin	+3.0	-	11/18/15	IUPUI	W 79-56	14660
FIELD GOALS-ATT	544-1289	541-1292	11/23/15	vs Arizona State	L 76-79	5775
Field goal pct	.422	.419	11/24/15	vs LSU	Wot 83-72	4775
3 POINT FG-ATT	123-372	165-441	11/27/15	WINTHROP	W 87-79	15700
3-point FG pct	.331	.374	12/1/15	MICHIGAN	L 59-66	17645
3-pt FG made per game	5.9	7.9	12/5/15	BUCKNELL	W 99-86	16378
FREE THROWS-ATT	358-523	260-380	12/13/15	at USF	W 65-46	2945
Free throw pct	.685	.684	12/16/15	HIGH POINT	W 76-73	15602
F-Throws made per game	17.0	12.4	12-19-15	at Mizzou	W 73-59	8087
REBOUNDS	872	766	12/22/15	UNCG	W 58-52	15716
Rebounds per game	41.5	36.5	12/29/15	NORTHEASTERN	W 72-66	17074
Rebounding margin	+5.0	-	* 01/02/16	at Virginia Tech	Lot 68-73	4971
ASSISTS	249	267	* 1/7/16	LOUISVILLE	L 72-77	17762
Assists per game	11.9	12.7	* 01/10/16	at Wake Forest	L 74-77	11865
TURNOVERS	234	230	* 1/13/16	FLORIDA STATE	L 78-85	16846
Turnovers per game	11.1	11.0	* 01/16/16	at North Carolina	L 55-67	21750
Turnover margin	-0.2	-	* 1/19/16	at Pittsburgh	W 78-61	9849
Assist/turnover ratio	1.1	1.2	* 1/23/16	DUKE	L 78-88	19500
STEALS	95	134	* 1/27/16	GEORGIA TECH	L 83-90	15945
Steals per game	4.5	6.4				
BLOCKS	95	81				
Blocks per game	4.5	3.9				
ATTENDANCE	214281	70017				
Home games-Avg/Game	13-16483	6-9911				
Neutral site-Avg/Game	-	2-5275				

\* = Conference game

Score by Periods	1st	2nd	OT	Totals
NC State	710	834	25	1569
Opponents	666	822	19	1507

