

14-15 SCHEDULE

NOVEMBER (2-3)

Fri 14	New Hampshire	ESPN3	W, 58-50
Sun 16	vs. Massachusetts@	NESN	L, 71-62
Thu 20	vs. New Mexico#	ESPN2	W, 69-65
Fri 21	vs. West Virginia#	ESPNU	L, 70-66
Sun 23	vs. Dayton#	ESPN2	L, 65-53

DECEMBER (5-1)

Mon 1	Marist	ESPN3	W, 79-61
Fri 5	Providence	ESPN3	W, 69-60
Thu 11	Maine	ESPN3	W, 85-74
Sun 14	Binghamton	ESPN3	W, 63-49
Sun 21	USC	ESPNU	L, 75-71
Mon 29	UMass Lowell	ESPN3	W, 70-47

JANUARY (2-7, 1-7 ACC)

Sat 3	at #2/2 Duke*	RSN	L, 85-62
Tue 6	Pittsburgh*	RSN	L, 61-60 (ot)
Sat 10	at Miami*	RSN	L, 60-56
Wed 14	Harvard	ESPN3	W, 64-57 (ot)
Sat 17	#2/2 Virginia*	RSN	L, 66-51
Tue 20	at Syracuse*	ESPNU	L, 69-61
Sun 25	at Georgia Tech*	RSN	W, 64-62
Wed 28	#10/9 Louisville*	ACCN	L, 81-72
Sat 31	at Clemson*	RSN	L, 64-49

FEBRUARY (2-7, 2-7 ACC)

Wed 4	at #10/10 Notre Dame*	RSN	L, 71-63
Sat 7	#12/13 North Carolina*	ACCN	L, 79-68
Wed 11	Syracuse*	ESPN2	L, 70-56
Mon 16	Miami*	ESPNU	L, 89-86 (2ot)
Wed 18	at Florida State*	ACCN	L, 69-60
Sat 21	#10/10 Notre Dame*	RSN	L, 87-70
Tue 24	at Pittsburgh*	ESPNU	L, 71-65
Sat 28	NC State*	RSN	W, 79-63

MARCH (2-0, 2-0 ACC)

Mon 2	at Virginia Tech*	ESPNU	W, 66-59
Sat 7	Wake Forest*	ACCN	W, 79-61
Tue 10	vs. Georgia Tech#	ESPN2/ACCN	1 p.m.
Wed 11	ACC Second Round	TBA	
Thu 12	ACC Quarterfinals	TBA	
Fri 13	ACC Semifinals	TBA	
Sat 14	ACC Final		8:30 p.m.

*ACC game
#2015 New York Life ACC Tournament
@Coaches vs. Cancer Tripleheader (TD Garden)
#Puerto Rico Tip-Off

COACHES

HEAD COACH

Jim Christian • first season • Rhode Island '88

ASSISTANT COACHES

Scott Spinelli • first season • Boston Univ. '89
Bill Wuczynski • first season • UNLV '96
Preston Murphy • first season • Rhode Island '99

DIRECTOR OF OPERATIONS

Dan McDermott • 10th season • Boston College '04

BOSTON COLLEGE EAGLES

12-18 • 4-14

OVERALL ACC
Home: 9-8
Road: 2-7
Neutral: 1-3
Last 5: 3-2
Last 10: 3-7



GEORGIA TECH YELLOW JACKETS

12-18 • 3-15

OVERALL ACC
Home: 8-8
Road: 2-9
Neutral: 3-1
Last 5: 1-4
Last 10: 2-8



INSIDE THE SERIES

Record vs. Georgia Tech.....9-12
Streak vs. Georgia Tech.....W1
Last 10 vs. Georgia Tech.....5-5
Home vs. Georgia Tech.....5-2
Away vs. Georgia Tech.....2-5
Neutral vs. Georgia Tech.....2-5
Christian vs. Georgia Tech.....1-0

First meeting
..... December 31, 1946 (L, 54-50)
..... at Boston Arena
Last meeting
..... January 25, 2015 (W, 64-62)
..... at McCamish Pavilion

MEDIA HUB

On Television: ESPN2
Play-by-Play: Sean McDonough | Analyst: Shane Battier | Reporter: Allison Williams
On Television: ACC Network/TV38
Play-by-Play: Tim Brant | Analyst: Mike Gminski | Reporter: Debbie Antonelli
On Radio & Online Audio: WEEI 850 AM | BCEagles.com
Play-by-Play: Jon Meterparel | Analyst: Danya Abrams | Engineer: Kevin Collins
Social Media / In-game updates: @BCHoopNews, @GTMBK
Use hashtags: #GTvsBC | #ACCTourney | #BCHoops

STORYLINES






BC-GEORGIA TECH MEET IN OPENING ROUND OF ACC TOURNAMENT

- Boston College will face Georgia Tech in the opening round of the 2015 New York Life ACC Tournament on Tuesday at 1 p.m. in the Greensboro Coliseum.
- BC is the No. 12 seed while Georgia Tech is No. 13.
- This marks the third-straight year that BC and the Yellow Jackets will meet in the ACC Tournament first round. The Eagles won in 2013 while Georgia Tech won last season.
- The game will be televised on both ESPN2 and the ACC Network/TV38.
- Boston College won the regular season meeting between the two on January 25, 64-62, in Atlanta.
- BC enters the tournament with a three-game winning streak which is the second best in the ACC.
- Georgia Tech has lost its last four outings.

BC IN THE ACC TOURNAMENT

- Boston College is 7-9 all-time in the ACC Tournament.
- BC has not advanced past the quarterfinal round since 2007.
- The Eagles reached the ACC Tournament championship game in their first season in the conference in 2006 and advanced to the semifinals the following year.
- The Eagles lost in the opening round of the tournament last year to Georgia Tech in overtime, 73-70.
- BC trailed in that game, 61-51, at the under-four media timeout. It scored the next 10 points to tie it up with 52 seconds left in regulation. Patrick Heckmann had six of those points.
- BC had a 67-66 lead with 1:44 to go in overtime, but Georgia Tech scored the next five points (including three from Trae Golden) to take a decisive 71-67 lead.

PROBABLE STARTERS

	PPG	RPG	APG	MPG	LAST GAME vs. Wake Forest
 #1 DIMITRI BATTEN Gr. • Guard • 6-3 • 205 Newport News, VA/Kecoughtan	7.2	2.9	1.2	25.4	10 points, 3 rebounds, 3 steals Averaging 13.0 points in last three games
 #21 OLIVIER HANLAN Jr. • Guard • 6-4 • 190 Aylmer, Quebec/New Hampton (NH)	19.4	4.1	4.2	37.7	19 points, 8 assists, 4 rebounds First Team All-ACC selection
 #22 AARON BROWN Gr. • Guard • 6-5 • 215 Hackensack, NJ/St. Benedict's Prep	15.0	3.2	2.1	33.7	13 points Ninth in the ACC in scoring
 #24 DENNIS CLIFFORD Jr. • Center • 7-0 • 250 Bridgewater, MA/Milton Academy	6.9	5.4	0.9	24.7	7 rebounds, 3 assists, 3 blocks Team leader in FG%, rebounds, blocks
 #33 PATRICK HECKMANN Sr. • Guard • 6-5 • 210 Mainz, Germany/Theresianum Gymnasium	8.1	4.4	2.8	29.3	14 points, 4 rebounds Averaging 4.0 assists in last eight games

BC QUICK FACTS

UNIVERSITY INFORMATION

Location..... Chestnut Hill, Mass.
 Founded..... 1863
 Nickname Eagles
 Colors Maroon and Gold
 Enrollment..... 9,000 (undergraduates)
 14,100 (total)
 Colors Maroon and Gold
 Home Arena Silvio O. Conte Forum (8,606)
 President Rev. William P. Leahy, S.J.
 NCAA Faculty Representative..... Robert Taggart
 Athletics Director..... Brad Bates
 Sr. Associate Athletic Director/
 Basketball Administrator..... John Kane
 Associate Director / Media Contact Matt Lynch
 BC Athletics Website..... bceagles.com

BASKETBALL STAFF

Name (Alma Mater, Year)..... Title
 Jim Christian (Rhode Island '88)..... Head Coach
 Scott Spinelli (Boston University '89)..... Assistant Coach
 Bill Wuczynski (UNLV '96) Assistant Coach
 Preston Murphy (Rhode Island '99)..... Assistant Coach
 Dan McDermott (Boston College '04)..... Dir. of Ops.

PROGRAM HISTORY

Affiliation..... NCAA Division I
 Conference..... Atlantic Coast Conference
 First Season 1904-05
 Total Seasons..... 80
 Overall Record..... 1,145-910
 NCAA Tournament Appearances 18
 ACC Regular Season Titles..... 0
 ACC Tournament Titles 0
 ACC Tournament Record..... 7-9
 All-Americans..... 21

BASKETBALL INFORMATION

2013-14 Overall Record 8-24
 2013-14 ACC Record (Finish) 4-14 (14th)
 Lettermen Returning / Lost..... 11/4
 Newcomers..... 3

ATHLETICS COMMUNICATIONS

Address..... 321 Conte Forum, Chestnut Hill, MA 02467
 Contact Matt Lynch
 Email lynchfz@bc.edu
 Office Phone..... (617) 552-2193
 BC Athletics Twitter Feed @BCSportsNews
 Basketball Twitter Feed..... @BCHoopNews
 Hashtag #BCHoops
 #WeAreBC

BC CLOSES REGULAR SEASON WITH WIN OVER WAKE FOREST

- Junior **Olivier Hanlan** finished with 19 points, eight rebounds and four assists as Boston College beat Wake Forest, 79-61, on Saturday at Conte Forum.
- Senior **Patrick Heckmann** scored 14 points and graduate student **Aaron Brown** added 13.
- Graduate student **Dimitri Batten** chipped in with 10 points while senior **Eddie Odio** and sophomore **Garland Owens** both had nine.
- The first half was tight most of the way and the score was tied, 26-26, with 4:46 left in the half.
- From there, Boston College finished the half on a 12-4 run to take a 38-30 lead into the locker room.
- Hanlan had four of the points down the stretch.
- BC was up, 49-40, and then went on a 9-2 run to build a 58-42 lead with under 10 minutes remaining.
- Heckmann had the first five points of the run.
- The Eagle lead was double digits for the remainder of the game.

LAST TIME VS. GEORGIA TECH

- Junior **Olivier Hanlan** led all scorers with 25 points while pulling down seven rebounds as BC won at Georgia Tech, 64-62, on January 25.
- Hanlan was 4-for-5 from beyond the arc.
- Senior **Patrick Heckmann** scored 12 points, including 10 in the second half.
- Graduate student **Aaron Brown** added 11 points.
- Georgia Tech went on the first run of the game, a 9-3 one, to build a 14-7 lead at the 8:56 mark.
- Boston College then rattled off 12 unanswered points to take a 19-14 lead with just under five minutes left in the half. Hanlan and Brown both had five points in that span.
- Marcus Georges-Hunt hit consecutive 3-pointers to spark an 8-0 response which gave the Yellow Jackets the lead back, 22-19, with 3:36 left.
- The Eagles ended the first half on a 7-2 run to take a 26-24 lead into the break.
- BC started the second half on an 8-2 run and eventually gained a 40-30 lead with 14:35 left in the game.
- Georgia Tech scored seven unanswered points midway through the half to cut the BC lead down to 48-44 at the 8:34 mark.
- Boston College held a 59-52 lead with 3:58 left, but a 7-0 Georgia Tech run tied it up with 1:26 to go.
- Hanlan hit a layup and then Heckmann converted a 1-and-1 for the game's next four points which secured the win.

WAKE FOREST BOX SCORE

WAKE FOREST 61										
NAME	FG	3FG	FT	R	TP	A	TO	MIN		
Thomas	3-8	0-0	2-4	7	8	4	1	25		
Rountree	0-0	0-0	1-4	1	1	3	1	16		
Mitoglou	4-11	1-6	1-1	4	10	0	4	28		
Miller-McIntyre	9-14	1-3	5-6	2	24	2	0	33		
Wilbekin	1-5	1-4	0-0	2	3	1	2	28		
Jones	2-5	0-0	1-3	6	5	0	2	27		
McClinton	1-4	0-0	0-0	2	2	2	0	13		
Leonard	2-7	1-3	0-0	1	5	1	0	17		
Watson	1-1	1-1	0-0	0	3	0	0	1		
Hudson	0-0	0-0	0-0	1	0	1	1	10		
Washington	0-0	0-0	0-0	0	0	0	0	1		
O'Brien	0-1	0-1	0-0	0	0	0	0	1		
Totals	23-56	5-18	10-18	29	61	14	11	200		

BOSTON COLLEGE 79

NAME	FG	3FG	FT	R	TP	A	TO	MIN		
Odio	3-5	2-4	1-2	1	9	1	0	18		
Brown	3-9	2-5	5-6	2	13	2	1	32		
Dragicevich	0-1	0-1	0-0	0	0	0	0	5		
Batten	3-5	1-2	3-6	3	10	0	0	21		
Heckmann	6-9	1-3	1-1	4	14	1	3	22		
Owens	4-4	0-0	1-1	4	9	1	0	26		
Perpiglia	0-0	0-0	0-0	0	0	1	0	2		
Cain Carney	2-3	1-1	0-0	5	5	0	0	14		
Hanlan	8-15	2-5	1-4	4	19	8	3	35		
Clifford	0-3	0-0	0-0	7	0	3	2	25		
Totals	29-54	9-21	12-20	35	79	17	10	200		

1/25/15 GEORGIA TECH BOX SCORE

BOSTON COLLEGE 64										
NAME	FG	3FG	FT	R	TP	A	TO	MIN		
Brown	3-11	2-6	3-4	1	11	2	2	34		
Magarity	4-6	1-3	0-1	5	9	2	1	28		
Batten	1-5	0-2	0-0	3	2	0	1	25		
Hanlan	9-18	4-5	3-4	7	25	2	6	38		
Heckmann	4-6	1-2	3-4	2	12	2	0	32		
Owens	1-2	1-1	0-0	3	3	0	1	15		
Odio	1-2	0-1	0-0	1	2	2	0	14		
Cain Carney	0-0	0-0	0-0	2	0	1	0	13		
Dragicevich	0-0	0-0	0-0	0	0	0	1	1		
Totals	23-50	9-20	9-13	27	64	11	12	200		

GEORGIA TECH 62

NAME	FG	3FG	FT	R	TP	A	TO	MIN		
Georges-Hunt	7-13	1-2	5-7	9	20	4	2	37		
Sampson	0-2	0-2	2-3	9	2	1	0	18		
Cox	2-4	0-0	0-0	3	4	0	1	19		
Bolden	3-9	2-6	1-2	3	9	0	2	28		
Jorgenson	0-3	0-1	0-0	0	0	0	2	17		
Mitchell	1-3	0-0	0-0	4	2	1	3	16		
Jackson	0-2	0-0	0-0	0	0	0	0	2		
Heyward	0-1	0-1	1-2	1	1	0	1	12		
Heath	2-4	1-2	2-2	0	7	3	1	23		
Stephens	6-14	4-9	1-2	4	17	1	0	26		
Lammers	0-0	0-0	0-0	1	0	0	0	2		
Totals	21-55	8-23	12-18	35	62	10	13	200		

ACC STANDINGS

ACC

OVERALL

Team	W	L	Pct	HM	RD	W	L	Pct	HM	RD	NU	L10
Virginia	16	2	.889	8-1	8-1	28	2	.933	15-1	11-1	2-0	L1
Duke	15	3	.833	8-1	7-2	28	3	.903	15-1	9-2	4-0	W11
Notre Dame	14	4	.778	7-2	7-2	26	5	.839	167-2	7-2	2-1	W2
Louisville	12	6	.667	6-3	6-3	24	7	.774	15-4	7-3	2-0	W1
North Carolina	11	7	.611	5-4	6-3	21	10	.677	10-5	8-4	3-1	L1
Miami	10	8	.556	5-4	5-4	20	11	.645	10-6	7-4	3-1	W2
NC State	10	8	.556	5-4	5-4	19	12	.613	14-6	5-5	0-1	W2
Syracuse	9	9	.500	5-4	4-5	18	13	.581	13-5	4-7	1-1	L3
Pittsburgh	8	10	.444	6-3	2-7	19	13	.594	14-3	2-9	3-1	L3
Clemson	8	10	.444	5-4	3-6	16	14	.533	11-6	3-7	2-1	L2
Florida State	8	10	.444	5-4	3-6	16	15	.516	12-6	3-7	1-2	W1
Wake Forest	5	13	.278	5-4	0-9	13	18	.419	11-7	2-10	0-1	L2
Boston College	4	14	.222	2-7	2-7	12	18	.400	9-8	2-7	1-3	W3
Georgia Tech	3	15	.167	2-7	1-8	12	18	.400	8-8	2-9	2-1	L4
Virginia Tech	2	16	.111	2-7	0-9	10	21	.323	9-9	0-11	1-1	L7

USA TODAY COACHES POLL (3/2)



(bold indicates BC opponent)

	Record	Points
1 Kentucky (32)	29-0	800
2 Virginia	27-1	764
3 Duke	26-3	732
4 Villanova	27-2	688
5 Wisconsin	26-3	664
6 Arizona	26-3	654
7 Gonzaga	29-2	618
8 Wichita St	27-3	557
9 Maryland	24-5	505
10 Kansas	23-6	480
11 Notre Dame	24-5	469
12 Northern Iowa	27-3	420
13 Utah	22-6	392
14 Louisville	23-6	384
15 Oklahoma	20-8	359
16 Baylor	22-7	353
17 Iowa State	20-8	275
18 Arkansas	23-6	264
19 North Carolina	20-9	215
20 West Virginia	22-7	203
21 Butler	21-8	165
22 SMU	23-6	74
23 Providence	20-9	65
24 Murray St	26-4	50
25 Ohio State	21-8	42

Others receiving votes: Georgetown 35, Dayton 25, San Diego St 22, Boise State 18, Oregon 14, Michigan St 13, St. John's 12, Texas A&M 11, Purdue 9, Davidson 9, Stephen F. Austin 7, Rhode Island 7, BYU 5, Virginia Commonwealth 5, LSU 5, Valparaiso 4, Colorado St 3, Kansas St 2, Texas 1, Ole Miss 1

Dropped out: San Diego St 22, Virginia Commonwealth 24, Michigan St 25

AP TOP 25 (3/2)



(bold indicates BC opponent)

	Record	Points
1 Kentucky (65)	29-0	1,625
2 Virginia	27-1	1,547
3 Duke	26-3	1,501
4 Villanova	27-2	1,417
5 Arizona	26-3	1,338
6 Wisconsin	26-3	1,318
7 Gonzaga	29-2	1,244
8 Wichita St	27-3	1,104
9 Kansas	23-6	1,087
10 Maryland	24-5	1,035
11 Northern Iowa	27-3	908
12 Notre Dame	24-5	879
13 Utah	22-6	823
14 Baylor	22-7	801
15 Oklahoma	20-8	759
16 Louisville	23-6	728
17 Iowa State	20-8	536
18 Arkansas	23-6	515
19 North Carolina	20-9	435
20 West Virginia	22-7	389
21 Butler	21-8	359
22 SMU	23-6	210
23 Ohio State	21-8	114
24 Providence	20-9	91
25 Murray St	26-4	79

Others receiving votes: Dayton 61, Boise State 53, Oregon 33, St. John's 27, BYU 21, Texas A&M 20, Davidson 18, Georgetown 13, Tulsa 7, San Diego St 7, Colorado St 7, LSU 6, Rhode Island 3, Virginia Commonwealth 3, Valparaiso 2, Stephen F. Austin 2

Dropped out: Virginia Commonwealth 22, San Diego St 24

HANLAN NAMED FIRST TEAM ALL-ACC

• Junior **Olivier Hanlan** was named to the First Team All-ACC by the Atlantic Coast Sports Media Association (ACSMA).

• Hanlan became the fifth Boston College player to earn First Team All-ACC accolades and the first since Reggie Jackson in 2011. The other three Eagles to receive the honor include Tyrese Rice (2008), Jared Dudley (2007) and Craig Smith (2006).

• Hanlan was dominant in conference play this season as he finished first in the league in scoring (21.9), first in 3-point percentage (.436), third in 3-pointers made (2.83), fifth in free throw percentage (.810), sixth in field goal percentage (.483) and 10th in assists (4.00). He scored 18 or more points in 13 of the 18 games and recorded four or more assists in 12 outings. The Aylmer, Quebec product led the ACC in 30-point games (four) and also led all players in major conferences in scoring average during league play.

• Overall, Hanlan led the ACC in scoring (19.4) and ranked eighth in field goal percentage (.463), eighth in 3-point percentage (.361), eighth in 3-pointers made (2.10), and ninth in assists (4.20). He also led the league in minutes played at 37.67 per game. Hanlan ranks 21st in the country in scoring, 12th in field goals made (212) and 10th in minutes.

HANLAN'S LAST 10 GAMES

• Junior **Olivier Hanlan** has really poured it on since the calendar turned to February, averaging 25.4 points, 4.2 rebounds and 3.1 assists.

• He is shooting .527 (89-169) from the field, .427 (32-75) from beyond the arc and .846 (44-52) from the foul line in that span while averaging 39.4 minutes per game.

• Against Notre Dame (2/4), Hanlan recorded 28 points, four rebounds and four assists. He was 11-for-16 from the field and 6-for-9 from 3-point land.

• He then scored 30 points against North Carolina (2/7) and was 10-for-20 from the floor.

• While playing 49 minutes vs. Miami (2/16), he recorded 32 points, eight rebounds, four assists and three steals. He only had one turnover in that game.

• Hanlan cored 32 more points at Florida State (2/18).

• He scored 39 points at Pittsburgh (2/24), going 10-for-20 from the floor and 14-for-14 from the foul line.

• His 14 free throws are the sixth most in the country this year without a miss.

• It was also the 12th most points scored in a game in the country this year and the most in the ACC.

• Hanlan recorded 24 points and eight rebounds vs. NC State (2/28) and then had 19 points and eight assists vs. Wake Forest (3/7).

• Hanlan has scored 37 percent of the team's points in last 10 games.

BROWN A STEADY PRESENCE

• Graduate student **Aaron Brown** is second on the team in scoring (15.0), third in assists (6.2) and fourth in rebounding (3.2).

• He is also second on the team in made foul shots (92) and 3-pointers (57).

• The fifth-year grad transfer from Southern Miss has scored in double figures in all but three games and he has 16 games of 15 or more points.

• He has scored 20 or more points six times, including a season-best 28 points against #10/9 Louisville.

• Brown ranks ninth in the ACC in scoring.

MAJOR CONFERENCE SCORING LEADERS IN LEAGUE PLAY

PLAYER	TEAM	PPG
Olivier Hanlan	Boston College	21.9
D'Angelo Russell	Ohio State	20.5
LaDontae Henton	Providence	20.1
Joseph Young	Oregon	19.9
Frank Kaminsky	Wisconsin	19.9

STATISTICAL ANALYSIS



EAGLES

SCORING AVERAGE	65.9	63.2
SCORING DEFENSE	67.0	64.5
SCORING MARGIN	-1.1	-1.3
FIELD GOAL PERCENTAGE	.448	.408
FIELD GOAL PERCENTAGE DEFENSE	.440	.440
3-POINT PERCENTAGE	.323	.269
3-POINT PERCENTAGE DEFENSE	.337	.315
FREE THROW PERCENTAGE	.701	.648
REBOUNDING AVERAGE	31.1	38.1
REBOUNDING MARGIN	-1.6	+6.9
TURNOVER AVERAGE	12.5	12.8
TURNOVER MARGIN	0.0	-1.0

YELLOW JACKETS

SCORING AVERAGE	
SCORING DEFENSE	
SCORING MARGIN	
FIELD GOAL PERCENTAGE	
FIELD GOAL PERCENTAGE DEFENSE	
3-POINT PERCENTAGE	
3-POINT PERCENTAGE DEFENSE	
FREE THROW PERCENTAGE	
REBOUNDING AVERAGE	
REBOUNDING MARGIN	
TURNOVER AVERAGE	
TURNOVER MARGIN	

HECKMANN'S IMPROVEMENT

- Senior **Patrick Heckmann** has shown solid improvement from last year to this season.
- He has improved his statistical numbers in five different categories while playing nearly double the minutes he did last season (29.3 in 2014-15, 16.1 in 2013-14).
- A notable difference has been in the assist and turnover categories. Entering this season, he had 112 assists and 133 turnovers in his career.
- This season, he has 83 assists and 59 turnovers.

2014-15	P. HECKMANN	2013-14
30-30	GP-GS	31-8
29.3	Minutes	16.1
8.1	Scoring	6.0
4.4	Rebounding	2.1
2.8	Assists	0.7
.467	Field goal %	.448
.783	Free throw %	.717

BC shoots 50 percent or better	7-1
BC shoots 40-49 percent	4-12
BC shoots 30-39 percent	1-5
BC shoots below 30 percent	0-0
Opponent shoots 50 percent or better	1-5
Opponent shoots 40-49 percent	3-11
Opponent shoots 30-39 percent	8-2
Opponent shoots below 30 percent	0-0
BC shoots better from the field	11-4
BC shoots same/worse from the field	1-14
BC leads at the half	11-6
BC is tied at the half	1-1
BC is losing at the half	0-11
BC commits fewer turnovers	6-4
BC commits more turnovers	5-11
Turnovers are even	1-3
BC has more rebounds	5-3
Opponent has more rebounds	7-12
Rebounds are even	0-3
BC shoots 70% or better on free throws	5-12
BC makes more free throws	7-1
BC scores less than 50 points	0-1
BC scores 50-59 points	1-4
BC scores 60-69 points	6-9
BC scores 70-79 points	4-3
BC scores 80-89 points	1-1
BC scores 90 or more points	0-0
Opponent scores less than 50 points	2-0
Opponent scores 50-59 points	3-0
Opponent scores 60-69 points	6-7
Opponent scores 70-79 points	1-7
Opponent scores 80-89 points	0-4
Opponent scores 90 or more points	0-0
BC bench outscores opponent bench	4-4
Leading with 10 minutes to play	12-4
Leading with 5 minutes to play	11-2
Leading with 1 minute to play	11-1
Trailing with 10 minutes to play	0-14
Trailing with 5 minutes left to play	0-15
Trailing with 1 minute left to play	1-17
Tied with 10 minutes left to play	0-0
Tied with 5 minutes left to play	1-1
Tied with 1 minute left to play	0-0
Games decided by 1-4 points	2-5
Games decided by 5-10 points	4-6
Games decided by 11 points or more	6-7
In overtime	1-2

DEFENSIVE FOCUS

- Boston College has allowed 67.0 points per game this season through 30 games.
- Last year, the Eagles gave up 73.6 points per game - a 6.6 point difference.
- BC has held seven opponents to 60 points or less this year and is 5-2 in those outings. Last season, it held four opponents to 60 points or less.
- In addition, the 2014-15 Eagles have allowed just four opponents to score more than 80 points. Last year, seven different teams reached that.
- Last year, Boston College ranked last in the ACC in scoring defense (73.6). The Eagles currently rank 11th in that category this year.

ODIO'S LAST HURRAH

- Senior **Eddie Odio** played in his hometown for the last time on January 10 at Miami and he made it count.
- He scored a career-high 13 points to go along with six rebounds.
- Odio went 4-for-7 from the floor and 3-for-5 from beyond the arc. The field goals made and 3-pointers hit matched career highs.
- Two of those 3-pointers came in clutch moments as he hit one to pull BC to within 45-41 in the second half. He hit another with 2:32 remaining to make it a one-point deficit, 57-56.
- Eleven of Odio's 13 points came in the second half.

THE DECEMBER DIFFERENCE

- Boston College spent the month of December at home with a six-game homestand. The Eagles went 5-1 last month.
- Offensively, the Eagles averaged 11.2 more points in December than in November (72.8 to 61.6).
- They shot much better from the field as well, going .481 from the floor and .364 from beyond the arc. In the first five games, BC was .410 overall and .198 from 3-point land.
- Rebounding was key in December as well as the Eagles had a +4.8 margin in the six games. Prior to that, they had a margin of just +0.8.
- In the turnover department, BC turned the ball over an average of 11.7 times per game compared to 16.8 in the first five games. Its turnover margin went from -1.4 to +4.7.

ABOUT THE FOUR-GAME WIN STREAK

- Boston College won four-straight games from December 1-14. It was the first time that happened since December of 2012. It did not win three straight last season.
- The Eagles started the season 5-0 at Conte Forum which was the best start since the 2008-09 season.
- It was also the first time BC won five of its first nine games since 2010-11 - the last time it made a postseason appearance.

GRAD STUDENTS STEP UP

- Graduate students **Aaron Brown** and **Dimitri Batten** upped their games during the homestand.
- The duo was first and third, respectively, in scoring in the month of December.
- Brown averaged 18.7 points in the six games and shot .538 (42-for-78) from the field and .472 (17-for-36) from beyond the arc.
- Batten started all six games and made an immediate impact. He averaged 12.2 points in those games while shooting .575 (23-for-40) from the field and .500 (9-for-18) from long distance.
- Batten averaged 3.6 points in the first five games.

BIG GAMES FOR THE BIG GUY

- Junior **Dennis Clifford** had two games of 19 points in December which was a career high.
- He had identical games scoring in the wins over Maine and UMass Lowell. He was 9-for-11 from the free throw line in both games and 5-for-6 from the floor.
- Clifford also added seven rebounds (his fourth game with 7+), three blocks and two steals vs. Maine.
- The Bridgewater, MA product had scored six points in each of the first seven games.
- Clifford recorded his first career double-double in the overtime win over Harvard on January 14. He had 13 points and 10 rebounds to go along with a pair of blocks.
- Clifford leads the team in field goal percentage (.497), rebounding (5.4) and blocks (34).
- He is averaging 24.7 minutes per game which is the most since his freshman year. He spent the last two seasons battling knee issues.

BIG LEADS

- Boston College has held double-digit leads in 16 of the 30 games this season.
- The Eagles went up by as many as 18 points in the season opener against New Hampshire. The Wildcats dwindled that lead late in the game and BC won, 58-50.
- BC stifled UMass in the first half, allowing just 24 points while the Minutemen shot 4-for-15 from the floor. Massachusetts started the second half with a 23-6 run that gave it a 47-38 lead with 13:33 left in the game.
- The Eagles led New Mexico by six points at the half and extended that lead to 47-34. BC won that game, 69-65.
- BC took a 32-21 lead into the half against West Virginia, but the Mountaineers outscored Boston College, 33-16, over an 11-minute span in the second half to build a 65-58 lead with 2:36 left.
- BC opened up a double-digit lead over Marist in the second half and it reached as high as 18 points.
- BC pulled away from Providence in the second half and held a lead of 12 points late in the game.
- The Eagles' largest lead against Maine was 15 points and it was 19 vs. Binghamton.
- BC's largest lead so far this year came against UMass Lowell - it was as high as 27 points.
- The Eagles were on top of Pittsburgh, 53-43, but the Panthers scored the final 10 points of regulation and won in overtime.
- Boston College held a lead as high as 15 points against Harvard and 11 in the second half. The Crimson forced overtime but BC won in the extra session.
- The Eagles held on for a 64-62 win at Georgia Tech after being up by as many as 11 points midway through the second half.
- BC has held leads of 20 or more points in each of the last three games.

HANLAN CLIMBING BC SCORING CHART

- Junior **Olivier Hanlan** scored his 1,000th point against Pittsburgh on February 26, 2014.
- He became just the third player in Boston College history to reach 1,000 points in his sophomore season, joining Troy Bell (1999-2001) and Craig Smith (2002-04) on that list. Bell and Smith are first and second at BC in career scoring, respectively.
- In addition, Hanlan was the 29th player in ACC history to reach the 1,000-point plateau during his sophomore season. He is the first Eagle on that chart.
- Hanlan is the 41st player in Boston College history to score 1,000 points and the 15th to reach 1,500.
- He now has 1,682 career points which ranks 12th all-time in program history. It is also the most points for an active player in the ACC.

BC ALL-TIME SCORING LIST			
Player	Hometown	Years	Points
8. Bob Carrington	Mattapan, MA	1972-76	1,849
9. John Austin	Washington, DC	1963-66	1,845
10. Jay Murphy	Meriden, CT	1980-84	1,795
11. Ernie Cobb	Stamford, CT	1975-79	1,760
12. Olivier Hanlan	Aylmer, Quebec	2012-14	1,682
13. Michael Adams	Hartford, CT	1981-85	1,650

ONE OF THE TALLEST

- Boston College has proven to be one of the tallest teams in the country this season.
- The Eagles rank 29th in the nation in height according to Ken Pomeroy (as of 3/8), according to the effective height measurement.
- BC ranks third in that category among ACC teams with Florida State ranking second in the nation and Duke 28th.

AND THE MOST EXPERIENCED

- Boston College's roster is also loaded with a lot of college basketball experience.
- Of the 16 players, two are graduate students, six are seniors and three are juniors.
- According to StatSheet.com, BC is the seventh-most experienced team in the country and the only team in the top 10 from the ACC.
- Upper classmen have accounted for 90 percent of the scoring, 93 percent of the assists, 86 percent of the minutes and 85 percent of the rebounds.
- 145 of the 150 shots have come from juniors, seniors and graduate students.

MOST EXPERIENCED TEAMS	
Team	Experience
Hartford	3.54
Alabama State	3.45
North Carolina Central	3.42
Radford	3.41
Colorado State	3.39
Idaho State	3.37
Boston College	3.36
St. John's	3.34
Portland State	3.33
Colgate	3.33

A number approaching 4 indicates a team playing mostly seniors and juniors whereas a number approaching 1 indicates a team of mostly freshmen and sophomores.

A WINNING MENTALITY

- Head Coach **Jim Christian** brought in a pair of graduate student transfers this season and they have already had successful careers.
- **Aaron Brown** transferred to BC after spending one year at Southern Miss. He played his first two collegiate seasons at Temple.
- **Dimitri Batten** played three seasons at Old Dominion before coming to The Heights.
- Temple and Southern Miss combined for a 79-23 record when Brown was on the roster. He played in two NCAA Tournaments with Temple. Brown played all 36 games last year for Southern Miss and made 30 starts. The Golden Eagles advanced to the NIT last year.
- Batten won 45 games at Old Dominion and played in a pair of postseasons. He appeared in 81 career games there and made 35 starts last season.
- The two actually played against each other on January 23 of last season when Southern Miss played at Old Dominion in a Conference USA matchup. Brown's Southern Miss team won that game, 75-60.
- The duo combined for 36 points in BC's 79-61 win over Marist. In the win against Providence, they had 27 points and 13 rebounds.
- In the month of December, Brown led the team with 18.7 points per game. Batten was third at 12.2.

BC WINS AT VIRGINIA TECH

- Graduate student **Dimitri Batten** led Boston College with 18 points, going 7-for-9 from the floor and 4-for-5 from beyond the arc as Boston College won at Virginia Tech, 66-59.
- Batten's 18 points matched a season high.
- Junior **Olivier Hanlan** finished with 15 points and six rebounds.
- Junior **Dennis Clifford** recorded 10 points and nine boards while graduate student **Aaron Brown** added 13 points.
- The first half was a series of runs and Boston College made the first one. Virginia Tech led, 10-6, but 11 unanswered BC points over 3:56 gave it a 17-10 lead.
- The Hokies responded with nine unanswered of their own to regain a 19-17 lead with 8:40 left in the half.
- Eleven-straight Eagle points from there fueled a 24-9 run to close out the half which gave BC a 41-28 lead at the break. Batten had eight of those points.
- BC continued the run in the second half and started it with an 11-2 run to build a 52-30 lead.
- The Hokies responded with a 16-2 run to cut the BC lead to 54-46 with 8:18 left. Batten scored the next five points to stop the run.
- Virginia Tech got as close as 60-54 but the Eagles pulled away in the end.

EAGLES SNAP LOSING STREAK WITH WIN OVER NC STATE

- Junior **Olivier Hanlan** recorded 24 points, eight rebounds and three assists as Boston College defeated NC State, 79-63, on Saturday at Conte Forum.
- He was 7-for-11 from the floor, 3-for-4 from beyond the arc and 7-for-8 from the foul line.
- Senior **Patrick Heckmann** finished with 14 points, seven assists and four rebounds.
- Graduate student **Dimitri Batten** had 11 points and a season-high eight rebounds.
- Graduate student **Aaron Brown** scored 13 points and junior **Dennis Clifford** had 10 points and five boards.
- Boston College started the game on an 11-2 run in the first 3:06. Batten hit a pair of 3-pointers in that stretch.
- NC State responded by scoring the next seven points to pull within two.
- BC went on another run, this time a 10-2 one, to build a 21-11 lead with 9:39 left in the half.
- The Eagles then closed out the half by scoring eight of the final 10 points to take a 43-26 halftime lead. Brown had five of the points, including an and-one conversion as time expired.
- BC scored the first six points out of the locker room to extend its lead to 49-26, but the Wolfpack responded with seven straight of their own to make it 49-33.
- The Eagles' led by double digits the rest of the way.

BC GETS PAST HARVARD IN OVERTIME

- Junior **Olivier Hanlan** had game highs with 17 points and eight rebounds as Boston College beat Harvard in overtime, 64-57, on January 14 in Conte Forum.
- Senior **Patrick Heckmann** added 14 points, including nine in the overtime period.
- Junior **Dennis Clifford** recorded his first career double-double, going for 13 points and 10 rebounds.
- Graduate student **Aaron Brown** added 12 points, seven rebounds and four assists.
- Boston College jumped out to an 11-2 lead in the first 2:35 of the game. Brown hit a pair of 3-pointers to ignite the run.
- With the lead at 15-8, the Eagles went on a 10-2 run to make it a 25-10 advantage with 8:07 left in the half. Brown had matched Harvard as a team with 10 points for the first 12:04 of the game.
- BC kept the lead in double digits for the remainder of the half and took a 30-19 lead into the locker room.
- Harvard started the second half by scoring the first five points to make it a 30-24 game, but BC responded with five of its own to push the lead back to 11 points.
- The Crimson then went on a 15-4 run over a span of almost nine minutes to tie it up, 39-39, with 6:54 left. It was the first tie since 2-2.
- Harvard took its first lead of the game, 43-41, with an Evan Cummings dunk at the 5:23 mark.
- The teams traded buckets down to the end of regulation. Brown hit a layup with 19 seconds left to send the game into overtime.
- With Boston College holding a 56-54 lead in overtime, the Eagles went on a 6-1 run to take a 62-55 lead with 17 seconds left. Heckmann had five of the points in that span.

HARVARD OVERTIME NOTES

- Boston College let a double-digit lead in the second half slip away against Harvard on January 14, but the offense erupted in overtime to capture the win, 64-57.
- Harvard held the Eagles to just 17 points in the second half, going 8-for-18 from the floor and 0-for-5 from beyond the arc.
- In the five minutes of overtime, BC scored 17 points and went 6-for-7 from the field.
- Senior **Patrick Heckmann** led the way by scoring nine of the 17 points. His nine points in overtime were more than he has scored in 17 whole games this year.

EAGLES DEFEAT PROVIDENCE, 69-60

- Junior **Olivier Hanlan** led Boston College with game highs in points (24) and rebounds (8) as the Eagles beat Providence, 69-60, on December 5.
- He also had a team-best three steals. He was 8-for-12 from the floor. Hanlan's 24 points were a season high.
- Graduate student **Aaron Brown** recorded 16 points and seven rebounds.
- Graduate student **Dimitri Batten** chipped in with 11 points and six boards.
- The first half was tight the entire way with neither team gaining a lead of more than two possessions. There were 11 ties and seven lead changes in the first 20 minutes.
- Providence had the largest lead of the first half, 14-10, at the 11:37 mark.
- The Friars' Carson Desrosiers hit a 3-pointer as time expired to tie the game, 34-34, at the half.
- BC went on the first run of the game - which proved to be decisive - when it scored seven unanswered points to take a 47-40 lead with 14:50 left. Hanlan capped the run with a 3-pointer.
- Providence cut the lead to three a couple of times, the last when it was 53-50 with 6:38 to go.
- A quick 9-2 BC run after that pushed the lead to 62-52 with just 3:30 left.

EAGLES BEAT NEW MEXICO, 69-65

- Junior **Olivier Hanlan** led BC with 20 points, including 13 in the second half, to lead the Eagles to a 69-65 win over New Mexico on November 20.
- Twelve of those 13 points came in the final 12:07. He also had a game-high six assists.
- Graduate student **Aaron Brown** recorded 16 points and three steals.
- Boston College scored nine unanswered points in the early going to take an 11-6 lead just 3:25 into the game. The Eagles would lead the rest of the way.
- With BC on top, 16-15, it scored seven more unanswered to go up 23-15 lead with 9:12 left.
- New Mexico narrowed the deficit to 23-20, but consecutive 3-pointers by Hanlan and Brown pushed the lead back to nine.
- The Eagles took a 36-30 lead into the locker room.
- BC started the second half with an 11-4 run to build a 47-34 lead, its largest of the game. Senior **Patrick Heckmann** scored four of the points.
- The Lobos went on an 8-0 run to cut the lead to 47-42, but BC responded with six unanswered of its own to push it back to 53-42 with 12:07 left.
- New Mexico made another push, scoring eight straight to make it a 55-51 BC lead with 7:45 to go. A 3-pointer by Hanlan stopped the run.
- The Lobos pulled within four points four more times, but BC had an answer every time and pulled out the win.

EAGLES OPEN SEASON WITH WIN OVER UNH

- Graduate student **Aaron Brown** led all scorers with 21 points - going 7-for-9 from the foul line - to lead Boston College past New Hampshire, 58-50, in the season-opener at Conte Forum.
- Junior **Olivier Hanlan** added 17 points and five rebounds.
- Senior **Eddie Odio** had a game-high eight rebounds.
- New Hampshire opened the game on a 9-2 run over the first 5:51. The Wildcats held BC without a field goal for the first 7:29.
- A quick 6-0 BC spurt brought the Eagles to within 11-10 with 9:22 left in the half.
- With UNH leading, 15-10, Boston College scored 12 unanswered points to take a 22-15 lead with 4:05 left. Sophomore **Will Magarity** had four of those points.
- The Eagles closed the half with an 18-3 run to take a 28-18 halftime lead.
- The BC lead reached as many as 18 points, 47-29, with 9:35 left in the game.

DEFENSIVE NOTES

- Boston College put up a strong defensive effort against New Hampshire.
- The Wildcats' 50 points were the fewest allowed by BC against a Division 1 opponent since a 50-49 win against Auburn on November 21, 2012. The Eagles allowed 50 last season to Philadelphia University.
- UNH's .306 field goal percentage was the lowest BC has forced since Stony Brook shot .297 from the floor back on December 11, 2011 - the first year on campus for the current senior class.
- The Wildcats were 15-for-49 from the field. That is the least amount of baskets allowed by BC since it held NJIT to 12 field goals on January 5, 2010.

CANADA, EH?

- Junior **Olivier Hanlan** is one of three active players in the ACC to hail from Canada (Florida State's Xavier Rathan-Mayes, Virginia's Marial Shayok).
- He is the career scoring leader for Canadians in the conference with 1,682 points. He topped Duke's Greg Newton who scored 812 points from 1994-97.
- The Aylmer, Quebec (about 10 miles west of Ottawa) product is the 10th player in ACC history from The True North.

ACC CANADIANS				
Player (School)	Years	Games	Points	PPG
Olivier Hanlan (BC)	2012-14	95	1,682	17.7
Greg Newton (Duke)	1994-97	107	812	7.6
Dan Meagher (Duke)	1982-85	118	756	6.4
Tyler Ennis (Syracuse)	2013-14	34	440	12.9
Xavier Rathan-Mayes (FSU)	2014-15	30	433	14.4

THE RETURN OF CLIFFORD

- Junior **Dennis Clifford** hopes to be fully healthy for the 2014-15 season after battling knee issues the last two years.
- During his freshman season, Clifford played in all 31 games and made 25 starts. He averaged 26.9 minutes, 9.1 points and 4.7 rebounds.
- As a sophomore, the Bridgewater, MA product was limited on the court. He only missed three games, but he averaged just 14.6 minutes per game. He averaged 2.8 points and 3.2 rebounds.
- Clifford missed the first 14 games last year but made his season debut against Clemson. He played 12 minutes, and had three rebounds and a block.
- He was a huge factor in the win at Virginia Tech, playing 21 minutes and recording six points and six rebounds.
- The Hokies were 10-for-33 (.303) from the floor when he was in the game. They were 10-for-24 (.417) when he was on the bench.
- Virginia Tech was also 4-for-15 (.267) on layups, tips, or dunks when Clifford was on the floor.
- Clifford was unable to continue the season after that and received a medical redshirt.
- He played 24 minutes in the season-opener against New Hampshire. It was the most he has played since February 16, 2013.
- He is averaging 6.9 points and 5.4 rebounds in 24.7 minutes per game. He has had 10 games with seven or more rebounds.
- Clifford scored a career-high 19 points in two wins over Maine and UMass Lowell. He was 9-for-11 from the free throw line in both of those contests.
- He recorded his first career double-double vs. Harvard on January 14 with 13 points and 10 rebounds.

THE SENIOR CLASS

- This will be the final year for five seniors who have been on the roster for the last four seasons: **John Cain Carney**, **KC Caudill**, **Patrick Heckmann**, **Lonnie Jackson** and **Eddie Odio**.
- Together, they have played in 345 games and made 129 starts in their careers.
- Jackson has averaged 8.0 points per game over his career and is a 39 percent shooter from beyond the arc.
- Heckmann has similar numbers with 7.4 points per game while shooting 36 percent from 3-point land.
- Odio and Caudill have also seen significant time on the court. Odio has averaged 3.3 points in his first three seasons while Caudill has averaged 1.8.
- Cain Carney has appeared in 21 contests.

RETURNING NUMBERS

- Boston College returned 66 percent of its scoring from last season which ranked third in the conference behind North Carolina and Virginia.
- Junior **Olivier Hanlan** led the way with his 18.5 points per game last season which was tops in the ACC for returning players. Seniors **Lonnie Jackson** and **Patrick Heckmann** contributed 7.0 and 6.0 points, respectively.
- The Eagles also returned 60 percent of its rebounding which ranked seventh in the ACC. Hanlan also led the team in that category by averaging 3.4 per game.
- BC returned 60 percent of its starts from last season which was sixth. It had 95 of its 160 starts come back this year.

THE NEWCOMERS

- Boston College has three newcomers on the 2014-15 roster - two fifth-year transfers and a freshman.
- Graduate student **Dimitri Batten** graduated from Old Dominion this past summer while classmate **Aaron Brown** came from Southern Miss.
- After redshirting his freshman year, Batten averaged 9.7 points, 3.1 rebounds and 1.2 assists in the last three seasons for the Monarchs. He shot 40 percent from the field and 33 percent from the beyond the arc for Old Dominion.
- The Newport News, Va., product was the second leading scorer for the Monarchs in each of the last two seasons and led the team in 3-pointers in 2012-13. Batten scored in double figures 24 times last season and matched a career high with 25 points against North Carolina Central. He averaged 11.0 points and 4.2 rebounds last year.
- Brown played in all 36 games with 30 starts for Southern Miss last year, his only one with the program. He averaged 9.9 points, 4.3 rebounds and 1.3 assists per game. Brown ranked third on the team in rebounding and fourth in scoring, and also led the Golden Eagles in 3-point percentage (.391) which ranked eighth in Conference USA.
- The Hackensack, N.J. product began his collegiate career at Temple where he played for two seasons. Brown played in 61 games and made 10 starts while with the OWs. He played in all 32 games as a sophomore and averaged 6.4 points and 2.1 boards while shooting .415 (39-for-94) from beyond the arc. He played in 29 games and made nine starts as a freshman. Temple made the NCAA Tournament both seasons he was there.
- Freshman **Idy Diallo** was originally committed to California, but reopened his recruitment after the retirement of head coach Mike Montgomery.
- Diallo, a native of Senegal, was named to the All-California Interscholastic Federation Second Team last year after averaging 10.6 points and 8.6 rebounds per game. He also averaged 2.4 blocks and 1.4 assists.
- He was also named to the Cal-Hi Sports All-State Elite team. He led the 24-6 Phantoms to the CIFSS Open Division playoffs and was named MVP of the Camino Real League.

EAGLES IN THE NBA

- There are currently two former Eagles playing professionally in the NBA.
- Jared Dudley was the 22nd overall pick of the 2007 draft, taken by the Charlotte Bobcats. He played for the Phoenix Suns from 2008-13 before he was traded to the LA Clippers for the 2013-14 season. The Clippers traded him to Milwaukee in August.
- Reggie Jackson was drafted 24th overall by the Oklahoma City Thunder in 2011 and was traded to the Detroit Pistons on February 19.
- Other former Eagles playing professionally around the world include Troy Bell (Italy), Sean Marshall (Turkey), Corey Raji (NBA D-League), Tyrese Rice (Russia), Danny Rubin (Israel), Craig Smith (Israel) and Joe Trapani (France).

EAGLES IN THE NBA						
Player	Team (W-L)	G-GS	MPG	PPG	RPG	APG
Jared Dudley	Milwaukee (33-29)	61-21	24.2	7.7	3.1	1.8
Reggie Jackson	Detroit (23-39)	57-20	28.6	13.4	4.2	4.6
(stats as of 3/8)						

HUCKABY NAMED ACC LEGEND

- Former men's basketball standout **Malcolm Huckaby** has been named Boston College's representative for the 2015 ACC Basketball Legends presented by New York Life.
- The Legends will be recognized during the 2015 New York Life ACC Tournament, which will be held March 10-14 at the Greensboro Coliseum. They will be featured at the annual ACC Legends Luncheon, which will be held Friday, March 13, at the Sheraton Four Seasons Hotel. They will then be introduced that evening to the Greensboro Coliseum crowd during halftime of the first semifinal game. Ticket information for the ACC Legends Luncheon is available at theACC.com.
- Huckaby played in 126 games at BC, including 106 as a starter. He helped the Eagles earn two trips to the National Invitation Tournament (1992-93), followed by a memorable run to the NCAA Elite Eight in 1994 that featured a second-round upset of defending national champion North Carolina and a win over Indiana in the regional semifinals.
- Huckaby scored 1,316 career points and still ranks 20th on BC's all-time scoring list. The Bristol, CT product was a three-time recipient of the Eagles' Defensive MVP award and made 198 steals during his Boston College career.

ATHLETICS RECEIVES GIFT TO ENDOW HEAD BASKETBALL COACHING POSITION

- Boston College has received a gift from alumna and Boston College Trustee Karen Izzi Bristing, and her husband Steve Bristing, to endow its head men's basketball coaching position held by Jim Christian. The largest donation ever made to the men's basketball program, the gift honors Karen's parents Clement and Elizabeth Izzi. In particular, the Bristings say, it was Mr. Izzi's love and enjoyment of basketball that inspired them to make this commitment.
- "We are most grateful to the Bristings and Izzis for their devotion and commitment to Boston College and especially our men's basketball program," said Director of Athletics Brad Bates. "I believe that in the hands of a talented coach we can make transformational differences in the lives of young people and this gift will assist us in attracting and retaining top coaching talent long into the future."
- Karen Bristing, a 1984 graduate of Boston College who has served on the Board of Trustees since 2011, grew up in New Hampshire and graduated from Nashua High School. She is the owner of Equinox Equestrian Center in Sun Valley, California.
- "This gift recognizes several areas that are important to us personally and to Boston College," Bristing said. "The importance of a vibrant athletics program, my enjoyment of athletics as a student, the opportunity to honor my parents - especially my father who is an avid fan - and the chance to create a family legacy all played a role in our choosing to support a University we love."
- Karen and Steve reside in La Canada, California with their son, Matthew. Karen's son, Andrew, is a sophomore at Boston College.
- "We are overwhelmed with the support the Bristings and Izzis have shown to our basketball program," Coach Jim Christian said. "We are committed to building our basketball program into a consistent winner that makes our students, fans and alumni proud. This will require a commitment from many people, and we are certainly grateful for their generosity."
- "The Clement and Elizabeth Izzi Family Head Men's Basketball Coach" is the third head coaching endowment at Boston College, which has been a major priority for athletics during the Light the World campaign. Also, included among the funding priorities are endowments in support of key positions on BC's 31 varsity teams, fully and partially endowed athletics scholarships, and current-use funding through the Flynn Fund and facility enhancements.
- The gift also supports Boston College's Light the World Campaign, which has raised nearly \$1.3 billion towards its \$1.5 billion goal.

BC GRADUATION RATE FIFTH IN THE NATION

- Boston College ranks fifth in the nation for overall Graduation Success Rate (GSR) in all sports among FBS (Football Bowl Subdivision) schools, according to data released by the NCAA in October.
- BC's GSR score of 95 was only topped by Notre Dame (99), Stanford (98), Duke (97) and Northwestern (96). Central Florida also achieved a score of 95.
- Only nine other FBS schools received an overall GSR of over 90: Wake Forest (94), Miami (92), Rice (92), Alabama (91), Clemson (91), Tulane (90), Air Force (90), Army (90) and Vanderbilt (90).
- Twelve Boston College teams received a perfect GSR score of 100. Those teams included men's golf, men's skiing, women's basketball, women's rowing, field hockey, women's ice hockey, women's skiing, women's soccer, softball, women's swimming, women's tennis and volleyball.
- The NCAA developed the Graduation Success Rate as part of its academic reform initiative to more accurately assess the academic success of student-athletes.

GAME CAPSULES



GAME 1	SCORING	1st	2nd	-	Final
	New Hampshire	18	32	-	50
	Boston College	28	30	-	58

November 14, 2014 | Conte Forum | Chestnut Hill, MA

GAME SUMMARY

BC HIGHLIGHTS

- Graduate student **Aaron Brown** led all scorers with 21 points, going 7-for-9 from the foul line.
- Junior **Olivier Hanlan** added 17 points and five rebounds.
- Junior **Eddie Odio** had a game-high eight rebounds.

TURNING POINT

Boston College closed the first half with an 18-3 run that gave it a 28-18 halftime lead.

HOW IT HAPPENED

- With UNH leading, 15-10, Boston College scored 12 unanswered points to take a 22-15 lead with 4:05 left. Sophomore **Will Magarity** had four of those points.
- The Eagles closed the half with an 18-3 run to take a 28-18 halftime lead.
- The BC lead reached as many as 18 points, 47-29, with 9:35 left in the game.
- New Hampshire made a late push after being down 53-40 with 4:19 left. The Wildcats were able to cut it to 55-48 with 28 seconds remaining but couldn't get closer.

BOX SCORE

NEW HAMPSHIRE 50

NAME	FG	3FG	FT	R	TP	A	TO	MIN
Leissner	5-9	2-3	5-7	6	17	0	3	25
Gabriel	0-2	0-0	2-2	3	2	0	1	14
Smith	4-10	2-6	4-4	4	14	4	6	38
Dion	3-13	2-8	0-1	6	8	3	4	37
McDonnell	1-2	0-0	0-2	4	2	2	2	24
Armstrong	1-4	0-1	3-4	1	5	1	0	16
Camara	0-1	0-0	0-0	0	0	0	1	6
Okeke	0-4	0-0	0-0	2	0	0	1	20
Edwards	0-1	0-1	0-0	1	0	0	0	7
Jordan	1-3	0-1	0-0	6	2	1	1	13
Totals	15-49	6-23	14-20	39	50	11	19	200

BOSTON COLLEGE 58

NAME	FG	3FG	FT	R	TP	A	TO	MIN
Odio	1-2	0-1	0-0	8	2	1	0	26
Brown	7-16	0-7	7-9	1	21	1	2	32
Clifford	1-3	0-0	4-6	4	6	0	1	24
Hanlan	5-15	1-4	6-9	5	17	1	4	35
Heckmann	1-7	0-3	0-0	4	2	0	2	21
Owens	1-3	0-0	0-0	2	2	2	1	22
Batten	0-2	0-2	0-0	3	0	0	1	22
Magarity	3-5	0-2	2-3	3	8	0	0	18
Totals	19-53	1-9	19-27	35	58	5	11	200

GAME 2	SCORING	1st	2nd	-	Final
	Massachusetts	24	47	-	71
	Boston College	32	30	-	62

November 16, 2014 | TD Garden | Boston, MA

GAME SUMMARY

BC HIGHLIGHTS

- Junior **Olivier Hanlan** led Boston College with 18 points. He also had four rebounds and two steals.
- Graduate student **Aaron Brown** was the other player in double figures with 12 points. He led the Eagles with three assists.
- Senior **Patrick Heckmann** led BC with eight rebounds while also scoring eight points.

TURNING POINT

Massachusetts started the second half with a 23-6 run that gave it a 47-38 lead with 13:33 left in the game.

HOW IT HAPPENED

- Boston College scored 14 unanswered points early in the game to build a 21-8 lead at the 10:54 mark. Hanlan paced the way with seven of those points.
- BC maintained a lead of at least eight points for the remainder of the half and went into the locker room with a 32-24 lead.
- UMass opened the second half with a 23-6 run over the first 6:27 of the half which gave the Minutemen a 47-38 lead.
- BC cut the lead to four points, 48-44, with 12:24 left but it never got any closer.

BOX SCORE

MASSACHUSETTS 71

NAME	FG	3FG	FT	R	TP	A	TO	MIN
Esho	8-13	0-0	7-9	9	23	1	2	37
Lalanne	2-5	0-1	7-12	10	11	0	3	31
Gordon	4-7	0-0	7-10	4	15	2	5	30
Davis	2-6	0-1	1-2	2	5	1	0	25
Berger	0-0	0-0	2-2	1	2	0	1	7
Clark	2-3	0-0	1-3	2	5	4	1	16
Hinds	2-6	0-1	4-4	1	8	3	1	30
Bergantino	0-1	0-0	0-0	2	0	0	0	7
Coleman	0-0	0-0	0-0	0	0	0	0	3
Dyson	0-0	0-0	0-2	1	0	0	1	3
Anderson	0-0	0-0	2-2	1	2	1	0	11
Totals	20-41	0-3	31-46	34	71	12	15	200

BOSTON COLLEGE 62

NAME	FG	3FG	FT	R	TP	A	TO	MIN
Odio	1-2	0-1	0-0	3	2	1	1	19
Brown	3-11	2-6	4-4	3	12	3	2	25
Clifford	1-4	0-0	4-5	7	6	0	0	14
Hanlan	6-15	1-4	5-9	4	18	2	6	38
Heckmann	3-7	1-4	1-2	8	8	1	6	30
Owens	0-3	0-1	0-1	5	0	0	1	15
Batten	3-9	0-2	2-4	0	8	1	0	24
Perpiglia	0-0	0-0	0-0	0	0	0	0	1
Magarity	2-4	0-1	1-1	2	5	0	1	15
Cain Carney	0-0	0-0	0-1	5	0	0	0	8
Donahue	0-1	0-1	0-0	0	0	0	0	1
Dragicevich	1-1	1-1	0-0	1	3	2	0	10
Totals	20-57	5-21	17-27	43	62	11	18	200

GAME 3	SCORING	1st	2nd	-	Final
	New Mexico	30	35	-	65
	Boston College	36	33	-	69

November 20, 2014 | Coliseo Roberto Clemente | San Juan, PR

GAME SUMMARY

BC HIGHLIGHTS

- Junior **Olivier Hanlan** led BC with 20 points, including 13 in the second half. Twelve of those 13 points came in the final 12:07. He also had a game-high six assists.
- Graduate student **Aaron Brown** recorded 16 points and three steals.
- Senior **Patrick Heckmann** was the other Eagle in double figures with 11 points.
- Junior **Dennis Clifford** grabbed a game-high eight rebounds.

TURNING POINT

Boston College started the second half with an 11-4 run to build a 47-34 lead.

HOW IT HAPPENED

- BC started the second half with an 11-4 to build a 47-34 lead, its largest of the game. Heckmann scored four of the points.
- The Lobos went on an 8-0 run to cut the lead to 47-42, but BC responded with six unanswered of its own to push it back to 53-42 with 12:07 left.
- New Mexico made another push, scoring eight straight to make it a 55-51 BC lead with 7:45 to go. A 3-pointer by Hanlan stopped the run.
- The Lobos pulled within four points four more times, but BC had an answer every time and pulled out the win.

BOX SCORE

NEW MEXICO 65

NAME	FG	3FG	FT	R	TP	A	TO	MIN
Williams	3-5	0-0	3-4	5	9	1	2	19
Aget	0-0	0-0	0-0	0	0	0	1	14
Neal	0-4	0-1	2-2	1	2	3	3	23
Greenwood	8-16	2-6	6-7	0	24	3	2	38
Delaney	4-7	0-1	0-1	4	8	0	1	26
N'Ganga	3-3	0-0	3-4	6	9	0	3	25
Goodman	1-4	0-2	2-2	1	4	0	0	10
Edwards	1-4	0-2	4-7	6	6	1	3	11
Logwood	0-2	0-1	0-0	1	0	0	0	14
Adams	1-1	0-0	1-1	0	3	1	1	8
Furstinger	0-1	0-0	0-0	1	0	1	1	12
Totals	21-47	2-13	21-28	29	65	10	17	200

BOSTON COLLEGE 69

NAME	FG	3FG	FT	R	TP	A	TO	MIN
Odio	2-6	1-4	0-0	3	5	2	3	30
Brown	4-12	3-10	5-6	0	16	1	5	27
Clifford	3-5	0-0	0-0	8	6	2	1	32
Hanlan	7-13	3-7	3-4	3	20	6	2	38
Heckmann	5-8	1-4	0-0	4	11	2	3	24
Owens	3-5	0-1	1-2	4	7	2	1	18
Batten	2-5	0-2	0-0	2	4	1	0	15
Perpiglia	0-0	0-0	0-0	0	0	0	0	1
Magarity	0-1	0-0	0-0	3	0	0	1	8
Cain Carney	0-0	0-0	0-0	2	0	0	0	7
Totals	26-55	8-28	9-12	32	69	16	17	200

GAME 4	SCORING	1st	2nd	-	Final
	Boston College	32	34	-	66
	West Virginia	21	49	-	70

November 21, 2014 | Coliseo Roberto Clemente | San Juan, PR

GAME SUMMARY

BC HIGHLIGHTS

- Junior **Olivier Hanlan** scored a game-high 23 points, including 14 in the second half. He shot 10-for-15 from the floor. He also recorded four steals and three assists.
- Senior **Patrick Heckmann** had 14 points and a game-high seven rebounds.
- Graduate student **Aaron Brown** chipped in with 10 points.

TURNING POINT

West Virginia outscored Boston College, 33-16, over an 11-minute span in the second half to build a 65-58 lead with 2:36 left.

HOW IT HAPPENED

- The Eagles were ahead, 25-20, and ended the half on a 7-1 run to build a 32-21 lead. Sophomore **Will Magarity** hit a 3-pointer to close out the half.
- West Virginia made its push when BC was up 42-32. The Mountaineers outscored the Eagles, 33-16, in an 11:32 span to take a 65-58 lead with 2:36 remaining.
- BC fought back by scoring the next six points to cut the deficit to one with 50 seconds left, but Devin Williams converted on a 3-point play on the ensuing possession and would hang on for the win.

BOX SCORE

BOSTON COLLEGE 66

NAME	FG	3FG	FT	R	TP	A	TO	MIN
Odio	1-2	0-1	0-0	1	2	0	1	21
Brown	4-8	0-2	2-2	3	10	2	4	32
Clifford	2-4	1-1	1-2	1	6	2	1	14
Hanlan	10-15	1-3	2-4	0	23	3	5	36
Heckmann	3-5	1-2	7-8	7	14	3	4	29
Owens	2-2	0-0	0-0	3	4	0	2	19
Batten	0-1	0-1	0-0	1	0	1	2	12
Magarity	2-6	1-2	0-0	3	5	3	2	25
Cain Carney	1-3	0-0	0-0	3	2	1	0	11
Totals	25-46	4-12	12-16	30	66	15	21	200

WEST VIRGINIA 70

NAME	FG	3FG	FT	R	TP	A	TO	MIN
Holton	3-4	1-2	1-2	5	8	1	1	28
Williams	5-12	0-0	5-7	3	15	1	1	22
Paige	0-1	0-1	0-0	1	0	1	2	6
Staten	7-15	0-0	1-3	1	15	4	4	24
Miles Jr.	4-7	2-4	0-0	6	10	1	0	34
Carter	4-5	2-3	5-7	1	15	3	0	25
Adrian	1-4	1-4	0-0	2	3	1	1	23
Phillip	0-1	0-1	1-3	1	1	0	0	7
Browne	0-2	0-0	1-2	1	1	2	3	13
Macon	1-8	0-0	0-0	4	2	0	2	18
Totals	25-59	6-15	14-24	34	70	14	14	200

GAME CAPSULES



GAME 5

SCORING	1st	2nd	-	Final
Dayton	34	31	-	65
Boston College	27	26	-	53

November 23, 2014 | Coliseo Roberto Clemente | San Juan, PR

GAME SUMMARY

BC HIGHLIGHTS

- Senior **Eddie Odio** scored a team-high 11 points, going 6-for-7 from the foul line. Eight of his points came in the second half. He also had five rebounds and three steals.
- Junior **Olivier Hanlan** recorded 10 points, four rebounds, three assists and three steals.
- Junior **Dennis Clifford** had a game-high nine rebounds.

TURNING POINT

Boston College cut the Dayton lead down to 54-52 with 4:20 left, but Dayton scored the next 10 points to seal the win.

HOW IT HAPPENED

- The Flyers scored the last five points of the first half to take a 34-27 lead into the locker room. Jordan Sibert closed out the first 20 minutes with a 3-pointer.
- With the game tied at 42-42, Dayton scored five-straight points, but BC responded with five of its own to tie the game again.
- The game was still tied at 47-47 before the Flyers scored five straight to take a 52-47 lead with 5:58 to go.
- The Eagles rallied back to get the game to 54-52, but Dayton scored the next 10 points to pull away for the win.

BOX SCORE

DAYTON 65										
NAME	FG	3FG	FT	R	TP	A	TO	MIN		
Pierre	6-12	1-6	3-4	6	16	4	3	32		
Scott	2-4	0-0	6-8	6	10	1	1	25		
K. Davis	2-4	0-2	1-2	6	5	2	2	25		
Smith	0-9	0-4	6-8	0	6	2	2	32		
Sibert	6-12	5-9	3-4	4	20	1	1	36		
D. Davis	0-0	0-0	0-1	2	0	1	1	19		
Robinson	0-1	0-0	0-0	2	0	1	0	16		
Pollard	4-5	0-0	0-2	3	8	0	2	15		
Totals	20-47	6-21	19-29	33	65	12	12	200		

BOSTON COLLEGE 53										
NAME	FG	3FG	FT	R	TP	A	TO	MIN		
Odio	2-4	1-3	6-7	5	11	0	2	27		
Brown	2-10	0-5	2-3	5	6	1	2	29		
Clifford	2-3	0-0	2-3	9	6	1	1	29		
Hanlan	5-16	0-9	0-0	4	10	3	4	36		
Heckmann	1-4	0-1	2-2	1	4	1	3	17		
Owens	2-6	0-0	4-4	1	8	1	0	17		
Batten	2-5	1-2	1-1	3	6	1	3	21		
Perpiglia	0-0	0-0	0-0	0	0	0	0	1		
Magarity	1-2	0-1	0-0	0	2	0	1	12		
Cain Carney	0-0	0-0	0-0	2	0	0	1	11		
Totals	17-50	2-21	17-20	33	53	8	17	200		

GAME 6

SCORING	1st	2nd	-	Final
Marist	36	25	-	61
Boston College	41	38	-	79

December 1, 2014 | Conte Forum | Chestnut Hill, MA

GAME SUMMARY

BC HIGHLIGHTS

- The two graduate students, **Aaron Brown** and **Dimitri Batten**, combined to score 36 points on the night. Brown had a team-high 19 while Batten had 17.
- Junior **Olivier Hanlan** dished out a career-high nine assists. He also had nine points, five rebounds and three steals.

TURNING POINT

Boston College went on a 16-6 run early in the second half over a 6:38 span to build a 57-44 lead.

HOW IT HAPPENED

- Boston College held an early 12-5 lead but Marist went on a 13-6 run to tie it at 18-18 with 8:55 left in the first half.
- BC bumped the lead back up to eight, 33-25, at the 5:00 mark. Brown had seven of the points in the 15-7 spurt.
- The Eagles would take a 41-36 lead into the half.
- Boston College went on a 16-6 run early in the second half over 6:38 to build a 57-44 lead. Batten started the run with a pair of 3-pointers.
- The Eagles would hold on from there as the Red Foxes never got closer than 12 points in the final 12 minutes. The BC lead reached as many as 18 points with five minutes left.

BOX SCORE

MARIST 61										
NAME	FG	3FG	FT	R	TP	A	TO	MIN		
Thomas	4-6	4-5	1-2	2	13	1	2	36		
Lawrence	0-2	0-0	2-3	5	2	1	3	32		
Truog	5-5	0-0	2-2	5	12	1	1	21		
Lee	0-3	0-0	2-2	1	2	2	0	37		
Lewis	8-15	2-5	10-13	2	28	2	6	38		
Brooks	0-0	0-0	0-0	1	0	0	0	5		
Colletta	0-1	0-1	0-0	0	0	0	0	1		
Griffin	1-6	0-3	0-0	2	2	0	2	13		
Whitfield	0-0	0-0	0-0	0	0	0	0	1		
McClenaghan	0-0	0-0	2-2	1	2	0	1	13		
Totals	18-38	6-14	19-24	20	61	7	16	200		

BOSTON COLLEGE 79										
NAME	FG	3FG	FT	R	TP	A	TO	MIN		
Brown	7-15	3-6	2-4	1	19	0	3	29		
Clifford	0-5	0-0	6-8	4	6	3	0	22		
Batten	6-7	3-4	2-4	2	17	0	0	24		
Hanlan	3-8	0-4	3-4	5	9	2	3	35		
Heckmann	4-6	0-2	0-0	7	8	1	2	27		
Owens	2-5	1-1	0-0	3	5	1	0	16		
Perpiglia	0-0	0-0	0-0	0	0	0	0	1		
Magarity	1-4	0-0	4-6	5	6	1	1	18		
Cain Carney	2-3	0-1	0-0	3	4	0	0	13		
Donahue	1-1	0-0	0-0	2	2	0	0	1		
Dragicevich	1-3	1-2	0-0	1	3	1	0	14		
Totals	27-57	8-20	17-26	34	79	16	9	200		

GAME 7

SCORING	1st	2nd	-	Final
Providence	34	26	-	60
Boston College	34	35	-	69

December 5, 2014 | Conte Forum | Chestnut Hill, MA

GAME SUMMARY

BC HIGHLIGHTS

- Junior **Olivier Hanlan** led BC with game highs in points (24) and rebounds (8). He also had a team-best three steals. He was 8-for-12 from the floor.
- Graduate student **Aaron Brown** recorded 16 points and seven rebounds.
- Graduate student **Dimitri Batten** chipped in with 11 points and six boards.

TURNING POINT

Boston College scored seven unanswered points to take a 47-40 lead with 14:50 left in the game. BC would hold on to the lead the rest of the way.

HOW IT HAPPENED

- The first half was tight the entire way with neither team gaining a lead of more than two possessions. There were 11 ties and seven lead changes in the first half.
- The Friars' Carson Desrosiers hit a 3-pointer as time expired to tie the game, 34-34, at the half.
- BC went on the first run of the game which proved to be decisive - when it scored seven unanswered points to take a 47-40 lead with 14:50 left.
- Providence cut the lead to three a couple of times, the last when it was 53-50 with 6:38 to go.
- A quick 9-2 BC run after that pushed the lead to 62-52 with just 3:30 left.

BOX SCORE

PROVIDENCE 60										
NAME	FG	3FG	FT	R	TP	A	TO	MIN		
Henton	4-16	1-6	0-1	5	9	0	2	36		
Harris	2-9	1-3	2-2	3	7	2	2	32		
Desrosiers	6-10	2-3	1-1	6	15	0	2	28		
Dunn	10-13	1-2	3-7	3	24	6	3	31		
Cartwright	0-4	0-1	0-0	1	0	1	0	22		
Bentil	0-3	0-1	0-0	2	0	0	1	16		
Chukwu	1-2	0-0	0-0	2	2	1	0	7		
Lindsey	1-4	1-4	0-0	2	3	1	0	20		
Bancroft	0-0	0-0	0-0	0	0	1	0	2		
Lomomba	0-0	0-0	0-0	0	0	0	0	6		
Totals	24-61	6-20	6-11	28	60	12	10	200		

BOSTON COLLEGE 69										
NAME	FG	3FG	FT	R	TP	A	TO	MIN		
Brown	7-12	2-4	0-2	7	16	2	3	35		
Clifford	3-5	0-0	0-0	6	6	1	0	21		
Batten	3-7	1-3	4-6	6	11	0	2	30		
Hanlan	8-12	2-4	6-10	8	24	3	5	34		
Heckmann	1-5	0-3	4-6	3	6	3	1	33		
Owens	0-2	0-1	0-0	0	0	1	0	16		
Magarity	2-5	0-1	2-2	6	6	3	2	21		
Cain Carney	0-0	0-0	0-2	0	0	0	1	7		
Dragicevich	0-0	0-0	0-0	2	0	0	0	3		
Totals	24-48	5-16	16-28	41	69	13	14	200		

GAME 8

SCORING	1st	2nd	-	Final
Maine	34	40	-	74
Boston College	42	43	-	85

December 11, 2014 | Conte Forum | Chestnut Hill, MA

GAME SUMMARY

BC HIGHLIGHTS

- Boston College had five players score in double figures, led by graduate student **Aaron Brown** with 21. He was 8-for-16 from the floor.
- Junior **Dennis Clifford** recorded a career-high 19 points to go along with seven rebounds, three blocks and two steals.

TURNING POINT

Boston College opened the game with a 17-8 run over the first 5:35 and never gave up that lead.

HOW IT HAPPENED

- Maine cut the lead to six points three times, including at 25-19, with 8:23 left in the half.
- From there, the Eagles went on a 13-4 run to build a 38-23 with 3:42 on the clock.
- The Black Bears trimmed the lead down to eight points before the half, 42-34.
- Maine cut its deficit to 59-53 with the help of a 9-2 run, but BC responded with a 7-2 run of its own to push the lead back to 66-55 with 8:57 left.
- The Black Bears scored six unanswered points a couple of minutes later to cut the deficit down to 73-68, but BC scored the next five points to pull away for good.

BOX SCORE

MAINE 74										
NAME	FG	3FG	FT	R	TP	A	TO	MIN		
Valjarevic	7-13	4-8	4-4	2	22	3	1	36		
Gloger	6-10	0-0	5-5	6	17	0	1	35		
Calixte	2-6	1-2	0-0	4	5	4	3	36		
Lawton	3-6	1-2	2-3	5	9	0	6	35		
Beal	0-1	0-0	0-0	2	0	2	0	6		
Ejiga	0-3	0-1	0-0	1	0	0	1	8		
Nissen	1-2	0-0	0-0	1	2	0	1	5		
Melmed	0-0	0-0	0-0	0	0	0	0	1		
Reid-Knight	4-7	1-4	4-4	4	13	2	4	27		
Mackey	3-4	0-0	0-1	3	6	0	0	11		
Totals	26-52	7-17	15-17	30	74	11	17	200		

BOSTON COLLEGE 85										
NAME	FG	3FG	FT	R	TP	A	TO	MIN		
Brown	8-16	4-7	1-3	2	21	1	0	28		
Clifford	5-6	0-0	9-11	7	19	1	0	29		
Batten	4-5	2-3	2-2	2	12	4	2	32		
Hanlan	4-13	0-4	2-4	4						

GAME CAPSULES



GAME 9	SCORING	1st	2nd	-	Final
	Binghamton	18	31	-	49
	Boston College	32	31	-	63

December 14, 2014 | Conte Forum | Chestnut Hill, MA

GAME SUMMARY

BC HIGHLIGHTS

- Graduate student **Dimitri Batten** scored a game-high 18 points on 6-for-12 shooting.
- Classmate **Aaron Brown** added 16 points.
- Junior **Olivier Hanlan** recorded 14 points and five rebounds.
- Senior **Patrick Heckmann** had six points and team highs with eight rebounds and three steals.

TURNING POINT

Boston College scored 10 unanswered points early in the first half to build an 18-7 lead that it would never relinquish.

HOW IT HAPPENED

- Boston College started the game with a 7-2 run over the first three minutes. Batten hit a 3-pointer in the run.
- Binghamton cut the lead to 8-7, but BC scored 10 unanswered points to build an 18-7 lead with 12:26 left in the half.
- The Eagles took a 32-18 lead into the locker room.
- The Boston College lead reached as many as 19 points twice, the latest at 49-30 with 11:10 left to play.
- The lead remained in double digits the rest of the way.

BOX SCORE

BINGHAMTON 49

NAME	FG	3FG	FT	R	TP	A	TO	MIN
Perovic	1-7	1-5	2-3	4	5	1	2	31
Rodriguez	2-5	0-1	1-1	1	5	1	0	15
Yacob	1-9	0-3	3-3	4	5	0	2	25
Walker	2-7	1-4	4-5	3	9	2	1	35
McFadden	5-8	0-1	8-8	9	18	1	2	37
Waller	0-0	0-0	0-0	0	0	0	1	5
Beck II	0-2	0-2	2-2	1	2	0	2	11
Richards	0-0	0-0	0-0	0	0	0	0	1
Ahearn	2-3	0-0	0-0	2	4	1	1	21
Madray	0-2	0-1	1-2	2	1	0	3	19
Totals	13-43	2-17	21-24	27	49	6	16	200

BOSTON COLLEGE 63

NAME	FG	3FG	FT	R	TP	A	TO	MIN
Brown	5-9	2-6	4-6	3	16	2	3	28
Clifford	1-3	0-0	5-8	5	7	0	2	23
Batten	6-12	2-5	4-5	3	18	1	2	31
Hanlan	6-12	2-5	0-0	5	14	2	2	28
Heckmann	1-3	0-1	4-4	8	6	3	2	33
Owens	1-1	0-0	0-0	0	2	0	2	11
Odio	0-0	0-0	0-0	3	0	1	1	5
Perpiglia	0-0	0-0	0-0	0	0	0	0	1
Magarity	0-4	0-0	0-2	4	0	0	2	17
Cain Carney	0-0	0-0	0-0	1	0	0	0	4
Donahue	0-0	0-0	0-0	0	0	0	0	1
Jackson	0-2	0-2	0-0	1	0	1	0	11
Dragicevich	0-1	0-1	0-0	1	0	0	1	7
Totals	20-47	6-20	17-25	39	63	10	17	200

GAME 10	SCORING	1st	2nd	-	Final
	USC	37	38	-	75
	Boston College	41	30	-	71

December 21, 2014 | Conte Forum | Chestnut Hill, MA

GAME SUMMARY

BC HIGHLIGHTS

- Graduate student **Aaron Brown** led Boston College with 18 points.
- Junior **Olivier Hanlan** recorded 15 points, eight assists and a game-high four steals.
- Senior **Patrick Heckmann** added 13 points, going 5-for-7 from the field and 3-for-3 from beyond the arc.

TURNING POINT

USC scored eight unanswered points over 4:09 in the second half to take a 55-48 lead. The Trojans led the rest of the way.

HOW IT HAPPENED

- A 13-5 BC run over a four-minute span gave the Eagles the largest lead of the first half, 37-29, with 4:42 left.
- The Trojans closed the gap before the half ended as BC took a 41-37 lead into the locker room.
- USC scored eight unanswered points over 4:09 in the second half to take a 55-48 lead with 12:10 remaining.
- The Eagles responded with a 7-1 spurt that pulled them within a point, 56-55.
- USC pushed the lead back to seven as they scored the next six points to make it 62-55 with 5:22 left.
- BC pulled within three points four different times, but could not catch up again.

BOX SCORE

USC 75

NAME	FG	3FG	FT	R	TP	A	TO	MIN
Clark	1-5	0-0	1-2	4	3	1	1	26
Jovanovic	8-10	0-0	0-0	9	16	1	3	33
McLaughlin	3-10	1-5	4-4	4	11	5	3	28
Marquetti	1-3	0-1	2-2	6	4	2	0	22
Stewart	10-10	2-2	0-4	4	22	0	2	36
Reinhardt	4-9	0-1	6-7	1	14	1	2	18
Martin	0-0	0-0	0-0	0	0	0	3	9
Bryan	0-0	0-0	0-0	1	0	1	0	3
Dukes	0-1	0-0	0-0	0	0	0	0	5
Jacobs	2-4	1-2	0-0	2	5	2	3	20
Totals	29-52	4-11	13-19	35	75	13	17	200

BOSTON COLLEGE 71

NAME	FG	3FG	FT	R	TP	A	TO	MIN
Brown	6-14	2-8	4-6	2	18	1	1	33
Clifford	4-5	0-0	1-2	9	9	2	4	26
Batten	1-6	0-2	5-6	3	7	3	2	27
Hanlan	6-21	1-8	2-2	1	15	8	1	37
Heckmann	5-7	3-3	0-0	4	13	3	0	28
Owens	1-2	0-0	0-0	2	2	0	2	7
Odio	0-1	0-1	0-0	4	0	0	1	18
Magarity	2-3	1-1	2-2	2	7	0	1	14
Jackson	0-2	0-2	0-0	0	0	0	0	10
Totals	25-61	7-25	14-18	30	71	17	12	200

GAME 11	SCORING	1st	2nd	-	Final
	UMass Lowell	22	25	-	47
	Boston College	29	41	-	70

December 29, 2014 | Conte Forum | Chestnut Hill, MA

GAME SUMMARY

BC HIGHLIGHTS

- Graduate student **Aaron Brown** scored a season-high 22 points on 9-for-12 shooting to lead all scorers.
- Junior **Dennis Clifford** matched a career high with 19 points, going 9-for-11 from the foul line.

TURNING POINT

Sparked by Brown, Boston College opened the second half on a 10-2 run to build a 39-24 lead.

HOW IT HAPPENED

- Boston College jumped out to a 15-2 lead over the first 3:41. BC hit its first seven shots of the half, including three 3-pointers.
- After the lead reached 19-4, UMass Lowell scored eight unanswered points to cut the deficit to 19-12.
- That ignited an 18-5 run over a 10-minute span to cut the Eagle lead to 24-22 with 3:07 left in the half.
- BC scored the half's last five points to take a 29-22 lead at the break.
- Brown sparked a 10-2 opening run in the second half to push the lead to 39-24. He scored BC's first eight points of the half.
- The Eagles controlled the game the rest of the way as the lead never went under 13 points.

BOX SCORE

UMASS LOWELL 47

NAME	FG	3FG	FT	R	TP	A	TO	MIN
Weldon	0-1	0-0	0-0	3	0	0	2	11
Holley	3-5	3-3	0-0	1	9	1	0	32
Thomas	7-10	1-2	2-2	5	17	1	7	35
Baegas-Flores	0-7	0-4	0-0	1	0	2	1	32
Cornelius	0-0	0-0	0-0	2	0	0	4	15
Crawford	4-9	0-2	0-0	10	8	3	4	26
Mlachnik	3-8	3-8	0-0	0	9	0	2	14
Livingston	0-6	0-4	0-0	0	0	0	0	19
Schaub	2-2	0-0	0-0	2	4	0	2	16
Totals	19-48	7-23	2-2	25	47	7	22	200

BOSTON COLLEGE 70

NAME	FG	3FG	FT	R	TP	A	TO	MIN
Brown	9-12	4-5	0-0	3	22	4	2	30
Clifford	5-6	0-0	9-11	4	19	0	1	25
Batten	3-3	1-1	1-2	1	8	0	2	24
Hanlan	4-12	0-0	2-2	5	10	3	3	33
Heckmann	0-1	0-1	1-2	3	1	6	1	22
Owens	0-1	0-0	0-0	0	0	0	0	8
Odio	1-4	0-1	0-0	1	2	2	1	19
Perpiglia	1-1	0-0	0-0	0	2	0	0	2
Magarity	0-2	0-1	0-0	0	0	0	0	4
Cain Carney	0-0	0-0	0-0	1	0	0	1	10
Donahue	0-0	0-0	0-0	0	0	0	0	2
Jackson	0-1	0-1	0-0	1	0	0	0	5
Dragicevich	2-2	2-2	0-0	2	6	0	0	16
Totals	25-45	7-12	13-17	23	70	15	11	200

GAME 12	SCORING	1st	2nd	-	Final
	Boston College	22	40	-	62
	#2/2 Duke	38	47	-	85

January 3, 2015 | Cameron Indoor Stadium | Durham, NC

GAME SUMMARY

BC HIGHLIGHTS

- Junior **Olivier Hanlan** scored a team-high 22 points on 8-for-16 shooting. He was 6-for-7 from the foul line. He also led the Eagles with four assists and two steals.
- Graduate student **Aaron Brown** scored all 11 of his points in the second half, going 5-for-8 from the field after halftime.

TURNING POINT

After Boston College trimmed the deficit to 53-43 in the second half, Duke scored 14 unanswered points to build a 67-43 lead with 9:03 left.

HOW IT HAPPENED

- The Blue Devils closed out the first half with a 17-4 run over the final 10:27 to take a 38-22 lead into the break.
- A 9-2 Boston College run brought the deficit to 50-40 a little more than five minutes into the second half. Hanlan scored six of the nine points.
- With the Blue Devils still holding a 10-point lead, they rattled off 14 unanswered points to build a 67-43 advantage and put the game out of reach.

BOX SCORE

BOSTON COLLEGE 62

NAME	FG	3FG	FT	R	TP	A	TO	MIN
Brown	5-13	1-4	0-0	2	11	0	2	31
Clifford	4-8	0-0	0-0	5	8	1	1	17
Batten	8-16	0-1	6-7	1	22	4	2	37
Hanlan	8-16	0-1	6-7	1	22	4	2	37
Heckmann	4-6	1-2	0-0	5	9	1	1	32
Owens	2-5	0-0	0-1	4	4	0	0	15
Odio	0-5	0-0	0-0	5	0	0	2	16
Perpiglia	0-1	0-1	0-0	0	0	1	0	3
Magarity	0-3	0-1	1-2	4	1	1	0	12
Cain Carney	0-1	0-1	0-0	3	0	0	2	11
Donahue	0-0	0-0	0-0	0	0	0	0	1
Totals	26-65	3-13	7-10	34	62	10	12	200

#2/2 DUKE 85

NAME	FG	3FG	FT	R	TP	A	TO	MIN
Winslow	5-7	1-2	2-3	7	13	4	1	26
Jefferson	2-2	0-0	0-1	4	4	1	1	17
Okafor	7-11	0-0	14-17	8	28	1	2	30
Cook	5-14	3-9	2-2	3	15	2	3	34
T. Jones	0-5	0-1	3-4	4	3	3	2	27
Allen	0-3	0-2	0-0	0	0	0	0	6
M. Jones	3-7	2-4	0-0	4	8	1	0	27
Sulaimon	4-7	3-3	0-0	3	11	2	1	20
Plumlee	1-1	0-0	1-2	6	3	1	1	11
Kelly	0-0	0-0	0-0	0	0	0	0	1
Pagliuca	0-0	0-0	0-0	0	0	0	0	1
Totals	27-57	9-21	22-29	39	85	15	11	200

GAME 13	SCORING	1st	2nd	OT	-	Final
	Pittsburgh	22	31	8	-	61
	Boston College	27	26	7	-	60
January 6, 2015 Conte Forum Chestnut Hill, MA						

GAME SUMMARY	BOX SCORE																																																																																																												
BC HIGHLIGHTS	PITTSBURGH 61																																																																																																												
<ul style="list-style-type: none"> Junior Olivier Hanlan recorded game highs with 18 points and eight rebounds while adding six assists. Graduate student Aaron Brown added 21 points and three assists. Sophomore Garland Owens scored a season-high nine points, all in the first half. 	<table border="1"> <thead> <tr> <th>NAME</th> <th>FG</th> <th>3FG</th> <th>FT</th> <th>R</th> <th>TP</th> <th>A</th> <th>TO</th> <th>MIN</th> </tr> </thead> <tbody> <tr><td>Artis</td><td>0-2</td><td>0-0</td><td>4-4</td><td>2</td><td>4</td><td>1</td><td>5</td><td>20</td></tr> <tr><td>Young</td><td>6-16</td><td>0-0</td><td>3-6</td><td>6</td><td>15</td><td>1</td><td>1</td><td>36</td></tr> <tr><td>Robinson</td><td>3-10</td><td>0-3</td><td>2-2</td><td>8</td><td>8</td><td>2</td><td>2</td><td>39</td></tr> <tr><td>Wright</td><td>2-5</td><td>0-1</td><td>0-0</td><td>3</td><td>4</td><td>0</td><td>2</td><td>19</td></tr> <tr><td>Jones</td><td>0-5</td><td>0-1</td><td>0-0</td><td>3</td><td>0</td><td>3</td><td>0</td><td>27</td></tr> <tr><td>Luther</td><td>0-1</td><td>0-0</td><td>0-0</td><td>0</td><td>0</td><td>0</td><td>0</td><td>8</td></tr> <tr><td>Newkirk</td><td>6-9</td><td>1-2</td><td>2-2</td><td>1</td><td>15</td><td>7</td><td>1</td><td>27</td></tr> <tr><td>Jeter</td><td>4-7</td><td>0-1</td><td>3-4</td><td>8</td><td>11</td><td>1</td><td>0</td><td>30</td></tr> <tr><td>Uchebo</td><td>2-5</td><td>0-0</td><td>0-0</td><td>4</td><td>4</td><td>0</td><td>1</td><td>19</td></tr> <tr><td>Totals</td><td>23-60</td><td>1-8</td><td>14-18</td><td>39</td><td>61</td><td>15</td><td>13</td><td>225</td></tr> </tbody> </table>	NAME	FG	3FG	FT	R	TP	A	TO	MIN	Artis	0-2	0-0	4-4	2	4	1	5	20	Young	6-16	0-0	3-6	6	15	1	1	36	Robinson	3-10	0-3	2-2	8	8	2	2	39	Wright	2-5	0-1	0-0	3	4	0	2	19	Jones	0-5	0-1	0-0	3	0	3	0	27	Luther	0-1	0-0	0-0	0	0	0	0	8	Newkirk	6-9	1-2	2-2	1	15	7	1	27	Jeter	4-7	0-1	3-4	8	11	1	0	30	Uchebo	2-5	0-0	0-0	4	4	0	1	19	Totals	23-60	1-8	14-18	39	61	15	13	225									
NAME	FG	3FG	FT	R	TP	A	TO	MIN																																																																																																					
Artis	0-2	0-0	4-4	2	4	1	5	20																																																																																																					
Young	6-16	0-0	3-6	6	15	1	1	36																																																																																																					
Robinson	3-10	0-3	2-2	8	8	2	2	39																																																																																																					
Wright	2-5	0-1	0-0	3	4	0	2	19																																																																																																					
Jones	0-5	0-1	0-0	3	0	3	0	27																																																																																																					
Luther	0-1	0-0	0-0	0	0	0	0	8																																																																																																					
Newkirk	6-9	1-2	2-2	1	15	7	1	27																																																																																																					
Jeter	4-7	0-1	3-4	8	11	1	0	30																																																																																																					
Uchebo	2-5	0-0	0-0	4	4	0	1	19																																																																																																					
Totals	23-60	1-8	14-18	39	61	15	13	225																																																																																																					
TURNING POINT	BOSTON COLLEGE 60																																																																																																												
Boston College held a 53-43 lead with 3:04 left, but Pittsburgh scored 10 unanswered points to close out regulation and force overtime.	<table border="1"> <thead> <tr> <th>NAME</th> <th>FG</th> <th>3FG</th> <th>FT</th> <th>R</th> <th>TP</th> <th>A</th> <th>TO</th> <th>MIN</th> </tr> </thead> <tbody> <tr><td>Brown</td><td>4-11</td><td>1-5</td><td>2-2</td><td>2</td><td>11</td><td>3</td><td>2</td><td>40</td></tr> <tr><td>Clifford</td><td>1-7</td><td>0-0</td><td>0-0</td><td>9</td><td>2</td><td>0</td><td>4</td><td>36</td></tr> <tr><td>Batten</td><td>4-5</td><td>1-2</td><td>0-0</td><td>3</td><td>9</td><td>0</td><td>0</td><td>21</td></tr> <tr><td>Hanlan</td><td>7-17</td><td>2-3</td><td>2-3</td><td>8</td><td>18</td><td>6</td><td>2</td><td>43</td></tr> <tr><td>Heckmann</td><td>2-7</td><td>1-3</td><td>2-2</td><td>4</td><td>7</td><td>2</td><td>6</td><td>39</td></tr> <tr><td>Owens</td><td>4-7</td><td>1-2</td><td>0-0</td><td>2</td><td>9</td><td>0</td><td>1</td><td>26</td></tr> <tr><td>Odio</td><td>1-2</td><td>0-1</td><td>2-2</td><td>0</td><td>4</td><td>0</td><td>0</td><td>8</td></tr> <tr><td>Perpiglia</td><td>0-0</td><td>0-0</td><td>0-0</td><td>0</td><td>0</td><td>1</td><td>0</td><td>2</td></tr> <tr><td>Magarity</td><td>0-2</td><td>0-0</td><td>0-0</td><td>2</td><td>0</td><td>0</td><td>0</td><td>8</td></tr> <tr><td>Cain Carney</td><td>0-0</td><td>0-0</td><td>0-0</td><td>1</td><td>0</td><td>0</td><td>0</td><td>2</td></tr> <tr><td>Totals</td><td>23-58</td><td>6-16</td><td>8-9</td><td>35</td><td>60</td><td>12</td><td>15</td><td>225</td></tr> </tbody> </table>	NAME	FG	3FG	FT	R	TP	A	TO	MIN	Brown	4-11	1-5	2-2	2	11	3	2	40	Clifford	1-7	0-0	0-0	9	2	0	4	36	Batten	4-5	1-2	0-0	3	9	0	0	21	Hanlan	7-17	2-3	2-3	8	18	6	2	43	Heckmann	2-7	1-3	2-2	4	7	2	6	39	Owens	4-7	1-2	0-0	2	9	0	1	26	Odio	1-2	0-1	2-2	0	4	0	0	8	Perpiglia	0-0	0-0	0-0	0	0	1	0	2	Magarity	0-2	0-0	0-0	2	0	0	0	8	Cain Carney	0-0	0-0	0-0	1	0	0	0	2	Totals	23-58	6-16	8-9	35	60	12	15	225
NAME	FG	3FG	FT	R	TP	A	TO	MIN																																																																																																					
Brown	4-11	1-5	2-2	2	11	3	2	40																																																																																																					
Clifford	1-7	0-0	0-0	9	2	0	4	36																																																																																																					
Batten	4-5	1-2	0-0	3	9	0	0	21																																																																																																					
Hanlan	7-17	2-3	2-3	8	18	6	2	43																																																																																																					
Heckmann	2-7	1-3	2-2	4	7	2	6	39																																																																																																					
Owens	4-7	1-2	0-0	2	9	0	1	26																																																																																																					
Odio	1-2	0-1	2-2	0	4	0	0	8																																																																																																					
Perpiglia	0-0	0-0	0-0	0	0	1	0	2																																																																																																					
Magarity	0-2	0-0	0-0	2	0	0	0	8																																																																																																					
Cain Carney	0-0	0-0	0-0	1	0	0	0	2																																																																																																					
Totals	23-58	6-16	8-9	35	60	12	15	225																																																																																																					
HOW IT HAPPENED																																																																																																													
<ul style="list-style-type: none"> BC held a 42-38 lead and then went on a quick 7-2 run to make it a 49-40 advantage with 3:54 remaining. With the BC lead at 53-43, the Panthers scored the final 10 points in regulation to force overtime. BC had a pair of chances to win on the final possession but could not connect. Five-straight points in overtime gave Boston College a 60-55 lead with 2:46 on the clock. Pitt cut the lead to 60-59 and then forced a BC turnover with 11 seconds left. Josh Newkirk drove the lane on the next possession and hit a layup for the game-winner. 																																																																																																													

GAME 14	SCORING	1st	2nd	-	Final
	Boston College	21	35	-	56
	Miami	29	31	-	60
January 10, 2015 BankUnited Center Coral Gables, FL					

GAME SUMMARY	BOX SCORE																																																																																																												
BC HIGHLIGHTS	BOSTON COLLEGE 56																																																																																																												
<ul style="list-style-type: none"> Junior Olivier Hanlan led all scorers with 19 points while adding four rebounds and four assists. Senior Eddie Odio scored a career-high 13 points and added six rebounds. 	<table border="1"> <thead> <tr> <th>NAME</th> <th>FG</th> <th>3FG</th> <th>FT</th> <th>R</th> <th>TP</th> <th>A</th> <th>TO</th> <th>MIN</th> </tr> </thead> <tbody> <tr><td>Brown</td><td>2-6</td><td>1-4</td><td>0-2</td><td>7</td><td>5</td><td>4</td><td>1</td><td>36</td></tr> <tr><td>Clifford</td><td>2-7</td><td>0-0</td><td>2-3</td><td>4</td><td>6</td><td>0</td><td>0</td><td>23</td></tr> <tr><td>Batten</td><td>3-7</td><td>1-3</td><td>0-0</td><td>3</td><td>7</td><td>1</td><td>0</td><td>23</td></tr> <tr><td>Hanlan</td><td>7-18</td><td>4-8</td><td>1-3</td><td>4</td><td>19</td><td>4</td><td>1</td><td>37</td></tr> <tr><td>Heckmann</td><td>0-1</td><td>0-1</td><td>0-0</td><td>2</td><td>0</td><td>0</td><td>2</td><td>14</td></tr> <tr><td>Owens</td><td>2-2</td><td>0-0</td><td>0-0</td><td>2</td><td>4</td><td>0</td><td>0</td><td>16</td></tr> <tr><td>Odio</td><td>4-7</td><td>3-5</td><td>2-2</td><td>6</td><td>13</td><td>2</td><td>0</td><td>28</td></tr> <tr><td>Perpiglia</td><td>0-0</td><td>0-0</td><td>0-0</td><td>0</td><td>0</td><td>0</td><td>1</td><td>3</td></tr> <tr><td>Magarity</td><td>1-4</td><td>0-1</td><td>0-0</td><td>5</td><td>2</td><td>0</td><td>1</td><td>17</td></tr> <tr><td>Dragicovich</td><td>0-0</td><td>0-0</td><td>0-0</td><td>0</td><td>0</td><td>0</td><td>0</td><td>3</td></tr> <tr><td>Totals</td><td>21-52</td><td>9-22</td><td>5-10</td><td>34</td><td>56</td><td>11</td><td>6</td><td>200</td></tr> </tbody> </table>	NAME	FG	3FG	FT	R	TP	A	TO	MIN	Brown	2-6	1-4	0-2	7	5	4	1	36	Clifford	2-7	0-0	2-3	4	6	0	0	23	Batten	3-7	1-3	0-0	3	7	1	0	23	Hanlan	7-18	4-8	1-3	4	19	4	1	37	Heckmann	0-1	0-1	0-0	2	0	0	2	14	Owens	2-2	0-0	0-0	2	4	0	0	16	Odio	4-7	3-5	2-2	6	13	2	0	28	Perpiglia	0-0	0-0	0-0	0	0	0	1	3	Magarity	1-4	0-1	0-0	5	2	0	1	17	Dragicovich	0-0	0-0	0-0	0	0	0	0	3	Totals	21-52	9-22	5-10	34	56	11	6	200
NAME	FG	3FG	FT	R	TP	A	TO	MIN																																																																																																					
Brown	2-6	1-4	0-2	7	5	4	1	36																																																																																																					
Clifford	2-7	0-0	2-3	4	6	0	0	23																																																																																																					
Batten	3-7	1-3	0-0	3	7	1	0	23																																																																																																					
Hanlan	7-18	4-8	1-3	4	19	4	1	37																																																																																																					
Heckmann	0-1	0-1	0-0	2	0	0	2	14																																																																																																					
Owens	2-2	0-0	0-0	2	4	0	0	16																																																																																																					
Odio	4-7	3-5	2-2	6	13	2	0	28																																																																																																					
Perpiglia	0-0	0-0	0-0	0	0	0	1	3																																																																																																					
Magarity	1-4	0-1	0-0	5	2	0	1	17																																																																																																					
Dragicovich	0-0	0-0	0-0	0	0	0	0	3																																																																																																					
Totals	21-52	9-22	5-10	34	56	11	6	200																																																																																																					
TURNING POINT	MIAMI 60																																																																																																												
With eight seconds left and down by three, Boston College missed a 3-pointer and Miami hit a free throw on the other end to seal the win.	<table border="1"> <thead> <tr> <th>NAME</th> <th>FG</th> <th>3FG</th> <th>FT</th> <th>R</th> <th>TP</th> <th>A</th> <th>TO</th> <th>MIN</th> </tr> </thead> <tbody> <tr><td>Sherman</td><td>2-5</td><td>1-4</td><td>0-0</td><td>3</td><td>5</td><td>2</td><td>0</td><td>28</td></tr> <tr><td>Jekiri</td><td>5-7</td><td>0-0</td><td>3-6</td><td>15</td><td>13</td><td>0</td><td>2</td><td>36</td></tr> <tr><td>Burnett</td><td>2-7</td><td>1-4</td><td>2-3</td><td>0</td><td>7</td><td>2</td><td>1</td><td>23</td></tr> <tr><td>McClellan</td><td>5-10</td><td>1-3</td><td>0-1</td><td>6</td><td>11</td><td>2</td><td>0</td><td>36</td></tr> <tr><td>Rodriguez</td><td>6-14</td><td>1-6</td><td>4-4</td><td>4</td><td>17</td><td>3</td><td>1</td><td>33</td></tr> <tr><td>Thomas</td><td>0-0</td><td>0-0</td><td>0-0</td><td>0</td><td>0</td><td>0</td><td>0</td><td>1</td></tr> <tr><td>Reed</td><td>0-1</td><td>0-1</td><td>0-0</td><td>2</td><td>0</td><td>0</td><td>0</td><td>16</td></tr> <tr><td>Palmer</td><td>0-0</td><td>0-0</td><td>0-0</td><td>0</td><td>0</td><td>0</td><td>0</td><td>3</td></tr> <tr><td>Lecomte</td><td>3-7</td><td>1-4</td><td>0-0</td><td>1</td><td>7</td><td>2</td><td>0</td><td>24</td></tr> <tr><td>Totals</td><td>23-51</td><td>5-22</td><td>9-14</td><td>33</td><td>60</td><td>11</td><td>5</td><td>200</td></tr> </tbody> </table>	NAME	FG	3FG	FT	R	TP	A	TO	MIN	Sherman	2-5	1-4	0-0	3	5	2	0	28	Jekiri	5-7	0-0	3-6	15	13	0	2	36	Burnett	2-7	1-4	2-3	0	7	2	1	23	McClellan	5-10	1-3	0-1	6	11	2	0	36	Rodriguez	6-14	1-6	4-4	4	17	3	1	33	Thomas	0-0	0-0	0-0	0	0	0	0	1	Reed	0-1	0-1	0-0	2	0	0	0	16	Palmer	0-0	0-0	0-0	0	0	0	0	3	Lecomte	3-7	1-4	0-0	1	7	2	0	24	Totals	23-51	5-22	9-14	33	60	11	5	200									
NAME	FG	3FG	FT	R	TP	A	TO	MIN																																																																																																					
Sherman	2-5	1-4	0-0	3	5	2	0	28																																																																																																					
Jekiri	5-7	0-0	3-6	15	13	0	2	36																																																																																																					
Burnett	2-7	1-4	2-3	0	7	2	1	23																																																																																																					
McClellan	5-10	1-3	0-1	6	11	2	0	36																																																																																																					
Rodriguez	6-14	1-6	4-4	4	17	3	1	33																																																																																																					
Thomas	0-0	0-0	0-0	0	0	0	0	1																																																																																																					
Reed	0-1	0-1	0-0	2	0	0	0	16																																																																																																					
Palmer	0-0	0-0	0-0	0	0	0	0	3																																																																																																					
Lecomte	3-7	1-4	0-0	1	7	2	0	24																																																																																																					
Totals	23-51	5-22	9-14	33	60	11	5	200																																																																																																					
HOW IT HAPPENED																																																																																																													
<ul style="list-style-type: none"> The Hurricanes held an 18-14 advantage and then went on a 9-0 run over 3:40 to build a 27-14 lead. Hanlan then sparked a personal 7-2 run to close out the half to pull the Eagles to within 29-21 at the break. Graduate student Dimitri Batten drained a 3-pointer for the second half's first points to cut the deficit to 29-24, but Miami went on a 10-2 run over the next 5:54 to build a 39-26 lead with 12:37 left. With Miami up 41-29, Boston College went on a 21-9 run to tie the game, 50-50. It was just the second tie of the game with the other coming at 5-5. With eight seconds left and down, 59-56, BC missed a 3-pointer out of a timeout and Miami hit a free throw on the other end to seal the win. 																																																																																																													

GAME 15	SCORING	1st	2nd	OT	-	Final
	Harvard	19	28	10	-	57
	Boston College	30	17	17	-	64
January 14, 2015 Conte Forum Chestnut Hill, MA						

GAME SUMMARY	BOX SCORE																																																																																																												
BC HIGHLIGHTS	HARVARD 57																																																																																																												
<ul style="list-style-type: none"> Junior Olivier Hanlan had game highs with 17 points and eight rebounds. Senior Patrick Heckmann added 14 points, including nine in the overtime period. Junior Dennis Clifford recorded his first career double-double, going for 13 points and 10 rebounds. 	<table border="1"> <thead> <tr> <th>NAME</th> <th>FG</th> <th>3FG</th> <th>FT</th> <th>R</th> <th>TP</th> <th>A</th> <th>TO</th> <th>MIN</th> </tr> </thead> <tbody> <tr><td>Moundou-Missi</td><td>2-7</td><td>0-0</td><td>0-1</td><td>6</td><td>4</td><td>0</td><td>4</td><td>37</td></tr> <tr><td>Okolie</td><td>1-1</td><td>0-0</td><td>0-0</td><td>5</td><td>2</td><td>2</td><td>2</td><td>25</td></tr> <tr><td>Smith</td><td>2-4</td><td>0-0</td><td>0-0</td><td>4</td><td>4</td><td>0</td><td>1</td><td>10</td></tr> <tr><td>Chambers</td><td>3-12</td><td>0-6</td><td>4-4</td><td>4</td><td>10</td><td>4</td><td>1</td><td>39</td></tr> <tr><td>Saunders</td><td>4-19</td><td>0-2</td><td>7-8</td><td>5</td><td>15</td><td>1</td><td>7</td><td>45</td></tr> <tr><td>Edosomwan</td><td>0-0</td><td>0-0</td><td>0-0</td><td>0</td><td>0</td><td>0</td><td>1</td><td>3</td></tr> <tr><td>Miller</td><td>5-13</td><td>4-11</td><td>0-0</td><td>5</td><td>14</td><td>0</td><td>0</td><td>33</td></tr> <tr><td>Travis</td><td>1-2</td><td>0-0</td><td>2-2</td><td>5</td><td>4</td><td>0</td><td>0</td><td>17</td></tr> <tr><td>Cummins</td><td>1-2</td><td>0-0</td><td>2-6</td><td>2</td><td>4</td><td>1</td><td>0</td><td>16</td></tr> <tr><td>Totals</td><td>19-60</td><td>4-19</td><td>15-21</td><td>39</td><td>57</td><td>8</td><td>16</td><td>225</td></tr> </tbody> </table>	NAME	FG	3FG	FT	R	TP	A	TO	MIN	Moundou-Missi	2-7	0-0	0-1	6	4	0	4	37	Okolie	1-1	0-0	0-0	5	2	2	2	25	Smith	2-4	0-0	0-0	4	4	0	1	10	Chambers	3-12	0-6	4-4	4	10	4	1	39	Saunders	4-19	0-2	7-8	5	15	1	7	45	Edosomwan	0-0	0-0	0-0	0	0	0	1	3	Miller	5-13	4-11	0-0	5	14	0	0	33	Travis	1-2	0-0	2-2	5	4	0	0	17	Cummins	1-2	0-0	2-6	2	4	1	0	16	Totals	19-60	4-19	15-21	39	57	8	16	225									
NAME	FG	3FG	FT	R	TP	A	TO	MIN																																																																																																					
Moundou-Missi	2-7	0-0	0-1	6	4	0	4	37																																																																																																					
Okolie	1-1	0-0	0-0	5	2	2	2	25																																																																																																					
Smith	2-4	0-0	0-0	4	4	0	1	10																																																																																																					
Chambers	3-12	0-6	4-4	4	10	4	1	39																																																																																																					
Saunders	4-19	0-2	7-8	5	15	1	7	45																																																																																																					
Edosomwan	0-0	0-0	0-0	0	0	0	1	3																																																																																																					
Miller	5-13	4-11	0-0	5	14	0	0	33																																																																																																					
Travis	1-2	0-0	2-2	5	4	0	0	17																																																																																																					
Cummins	1-2	0-0	2-6	2	4	1	0	16																																																																																																					
Totals	19-60	4-19	15-21	39	57	8	16	225																																																																																																					
TURNING POINT	BOSTON COLLEGE 64																																																																																																												
With Boston College holding a 56-54 lead in overtime, the Eagles went on a 6-1 run to take a 62-55 lead with 17 seconds left. Heckmann had five of the points in that span.	<table border="1"> <thead> <tr> <th>NAME</th> <th>FG</th> <th>3FG</th> <th>FT</th> <th>R</th> <th>TP</th> <th>A</th> <th>TO</th> <th>MIN</th> </tr> </thead> <tbody> <tr><td>Brown</td><td>5-12</td><td>2-6</td><td>0-4</td><td>7</td><td>12</td><td>4</td><td>6</td><td>39</td></tr> <tr><td>Clifford</td><td>5-8</td><td>0-0</td><td>3-7</td><td>10</td><td>13</td><td>0</td><td>1</td><td>34</td></tr> <tr><td>Batten</td><td>2-2</td><td>0-0</td><td>0-0</td><td>3</td><td>4</td><td>1</td><td>0</td><td>36</td></tr> <tr><td>Hanlan</td><td>8-16</td><td>1-5</td><td>0-0</td><td>4</td><td>17</td><td>8</td><td>6</td><td>43</td></tr> <tr><td>Heckmann</td><td>5-7</td><td>1-3</td><td>3-4</td><td>3</td><td>14</td><td>3</td><td>1</td><td>29</td></tr> <tr><td>Owens</td><td>1-2</td><td>0-1</td><td>0-0</td><td>0</td><td>2</td><td>0</td><td>1</td><td>12</td></tr> <tr><td>Odio</td><td>0-2</td><td>0-2</td><td>0-0</td><td>5</td><td>0</td><td>1</td><td>1</td><td>16</td></tr> <tr><td>Perpiglia</td><td>0-0</td><td>0-0</td><td>0-0</td><td>0</td><td>0</td><td>0</td><td>0</td><td>2</td></tr> <tr><td>Magarity</td><td>1-2</td><td>0-0</td><td>0-0</td><td>0</td><td>2</td><td>0</td><td>2</td><td>11</td></tr> <tr><td>Dragicovich</td><td>0-1</td><td>0-0</td><td>0-0</td><td>0</td><td>0</td><td>0</td><td>0</td><td>3</td></tr> <tr><td>Totals</td><td>27-52</td><td>4-17</td><td>6-15</td><td>35</td><td>64</td><td>17</td><td>18</td><td>225</td></tr> </tbody> </table>	NAME	FG	3FG	FT	R	TP	A	TO	MIN	Brown	5-12	2-6	0-4	7	12	4	6	39	Clifford	5-8	0-0	3-7	10	13	0	1	34	Batten	2-2	0-0	0-0	3	4	1	0	36	Hanlan	8-16	1-5	0-0	4	17	8	6	43	Heckmann	5-7	1-3	3-4	3	14	3	1	29	Owens	1-2	0-1	0-0	0	2	0	1	12	Odio	0-2	0-2	0-0	5	0	1	1	16	Perpiglia	0-0	0-0	0-0	0	0	0	0	2	Magarity	1-2	0-0	0-0	0	2	0	2	11	Dragicovich	0-1	0-0	0-0	0	0	0	0	3	Totals	27-52	4-17	6-15	35	64	17	18	225
NAME	FG	3FG	FT	R	TP	A	TO	MIN																																																																																																					
Brown	5-12	2-6	0-4	7	12	4	6	39																																																																																																					
Clifford	5-8	0-0	3-7	10	13	0	1	34																																																																																																					
Batten	2-2	0-0	0-0	3	4	1	0	36																																																																																																					
Hanlan	8-16	1-5	0-0	4	17	8	6	43																																																																																																					
Heckmann	5-7	1-3	3-4	3	14	3	1	29																																																																																																					
Owens	1-2	0-1	0-0	0	2	0	1	12																																																																																																					
Odio	0-2	0-2	0-0	5	0	1	1	16																																																																																																					
Perpiglia	0-0	0-0	0-0	0	0	0	0	2																																																																																																					
Magarity	1-2	0-0	0-0	0	2	0	2	11																																																																																																					
Dragicovich	0-1	0-0	0-0	0	0	0	0	3																																																																																																					
Totals	27-52	4-17	6-15	35	64	17	18	225																																																																																																					
HOW IT HAPPENED																																																																																																													
<ul style="list-style-type: none"> Harvard started the second half by scoring the first five points to make it a 30-24 game, but BC responded with five of its own to push the lead back to 11. The Crimson then went on a 15-4 run over a span of almost nine minutes to tie it up, 39-39, with 6:54 left. The teams traded buckets down to the end of regulation. Brown hit a layup with 19 seconds left to send the game into OT. With Boston College holding a 56-54 lead in overtime, the Eagles went on a 6-1 run to take a 62-55 lead with 17 seconds left. Heckmann had five of the points in that span. 																																																																																																													

GAME 16	SCORING	1st	2nd	-	Final
	#2/2 Virginia	27	39	-	66
	Boston College	24	27	-	51
January 17, 2015 Conte Forum Chestnut Hill, MA					

GAME SUMMARY	BOX SCORE																																																																																																																																							
BC HIGHLIGHTS	VIRGINIA 66																																																																																																																																							
<ul style="list-style-type: none"> Junior Olivier Hanlan led Boston College with 18 points and six assists. Senior Patrick Heckmann was the other player in double figures with 15 points. He was 6-for-11 from the floor. He sparked an Eagle run in the beginning of the second half by scoring nine of the first 12 points. 	<table border="1"> <thead> <tr> <th>NAME</th> <th>FG</th> <th>3FG</th> <th>FT</th> <th>R</th> <th>TP</th> <th>A</th> <th>TO</th> <th>MIN</th> </tr> </thead> <tbody> <tr><td>Atkins</td><td>4-8</td><td>0-0</td><td>0-0</td><td>5</td><td>8</td><td>0</td><td>1</td><td>24</td></tr> <tr><td>Gill</td><td>4-7</td><td>0-0</td><td>3-4</td><td>10</td><td>11</td><td>1</td><td>1</td><td>26</td></tr> <tr><td>Anderson</td><td>0-8</td><td>0-4</td><td>8-9</td><td>0</td><td>8</td><td>1</td><td>0</td><td>34</td></tr> <tr><td>Brogdon</td><td>5-10</td><td>3-6</td><td>7-8</td><td>5</td><td>20</td><td>2</td><td>0</td><td>30</td></tr> <tr><td>Perrantes</td><td>3-5</td><td>2-4</td><td>0-0</td><td>3</td><td>8</td><td>6</td><td>2</td><td>35</td></tr> <tr><td>Hall</td><td>0-0</td><td>0-0</td><td>0-0</td><td>0</td><td>0</td><td>0</td><td>0</td><td>1</td></tr> <tr><td>Stith</td><td>0-0</td><td>0-0</td><td>0-0</td><td>0</td><td>0</td><td>0</td><td>0</td><td>1</td></tr> <tr><td>Shayok</td><td>2-4</td><td>1-3</td><td>0-0</td><td>4</td><td>5</td><td>1</td><td>0</td><td>17</td></tr> <tr><td>Tobey</td><td>0-1</td><td>0-0</td><td>0-0</td><td>2</td><td>0</td><td>0</td><td>2</td><td>9</td></tr> <tr><td>Nolte</td><td>0-1</td><td>0-1</td><td>0-0</td><td>0</td><td>0</td><td>1</td><td>0</td><td>10</td></tr> <tr><td>Wilkins</td><td>3-5</td><td>0-0</td><td>0-0</td><td>4</td><td>6</td><td>0</td><td>2</td><td>13</td></tr> <tr><td>Kirven</td><td>0-0</td><td>0-0</td><td>0-0</td><td>0</td><td>0</td><td>0</td><td>0</td><td>0+</td></tr> <tr><td>Jones</td><td>0-0</td><td>0-0</td><td>0-0</td><td>0</td><td>0</td><td>0</td><td>0</td><td>0+</td></tr> <tr><td>Totals</td><td>21-49</td><td>6-18</td><td>18-21</td><td>35</td><td>66</td><td>12</td><td>8</td><td>200</td></tr> </tbody> </table>	NAME	FG	3FG	FT	R	TP	A	TO	MIN	Atkins	4-8	0-0	0-0	5	8	0	1	24	Gill	4-7	0-0	3-4	10	11	1	1	26	Anderson	0-8	0-4	8-9	0	8	1	0	34	Brogdon	5-10	3-6	7-8	5	20	2	0	30	Perrantes	3-5	2-4	0-0	3	8	6	2	35	Hall	0-0	0-0	0-0	0	0	0	0	1	Stith	0-0	0-0	0-0	0	0	0	0	1	Shayok	2-4	1-3	0-0	4	5	1	0	17	Tobey	0-1	0-0	0-0	2	0	0	2	9	Nolte	0-1	0-1	0-0	0	0	1	0	10	Wilkins	3-5	0-0	0-0	4	6	0	2	13	Kirven	0-0	0-0	0-0	0	0	0	0	0+	Jones	0-0	0-0	0-0	0	0	0	0	0+	Totals	21-49	6-18	18-21	35	66	12	8	200
NAME	FG	3FG	FT	R	TP	A	TO	MIN																																																																																																																																
Atkins	4-8	0-0	0-0	5	8	0	1	24																																																																																																																																
Gill	4-7	0-0	3-4	10	11	1	1	26																																																																																																																																
Anderson	0-8	0-4	8-9	0	8	1	0	34																																																																																																																																
Brogdon	5-10	3-6	7-8	5	20	2	0	30																																																																																																																																
Perrantes	3-5	2-4	0-0	3	8	6	2	35																																																																																																																																
Hall	0-0	0-0	0-0	0	0	0	0	1																																																																																																																																
Stith	0-0	0-0	0-0	0	0	0	0	1																																																																																																																																
Shayok	2-4	1-3	0-0	4	5	1	0	17																																																																																																																																
Tobey	0-1	0-0	0-0	2	0	0	2	9																																																																																																																																
Nolte	0-1	0-1	0-0	0	0	1	0	10																																																																																																																																
Wilkins	3-5	0-0	0-0	4	6	0	2	13																																																																																																																																
Kirven	0-0	0-0	0-0	0	0	0	0	0+																																																																																																																																
Jones	0-0	0-0	0-0	0	0	0	0	0+																																																																																																																																
Totals	21-49	6-18	18-21	35	66	12	8	200																																																																																																																																
TURNING POINT	BOSTON COLLEGE 51																																																																																																																																							
Trailing by five, Virginia scored 10 unanswered points in a span of six minutes to take a 43-38 lead with 8:34 left.	<table border="1"> <thead> <tr> <th>NAME</th> <th>FG</th> <th>3FG</th> <th>FT</th> <th>R</th> <th>TP</th> <th>A</th> <th>TO</th> <th>MIN</th> </tr> </thead> <tbody> <tr><td>Brown</td><td>0-6</td><td>0-4</td><td>4-4</td><td>2</td><td>4</td><td>0</td><td>0</td><td>29</td></tr> <tr><td>Clifford</td><td>2-3</td><td>0-0</td><td>2-2</td><td>3</td><td>6</td><td>0</td><td>0</td><td>26</td></tr> <tr><td>Batten</td><td>1-5</td><td>0-0</td><td>0-0</td><td>3</td><td>2</td><td>0</td><td>1</td><td>29</td></tr> <tr><td>Hanlan</td><td>6-14</td><td>1-4</td><td>5-5</td><td>2</td><td>18</td><td>6</td><td>3</td><td>38</td></tr> <tr><td>Heckmann</td><td>6-11</td><td>2-4</td><td>1-2</td><td>2</td><td>15</td><td>1</td><td>1</td><td>34</td></tr> <tr><td>Owens</td><td>0-1</td><td>0-0</td><td>0-0</td><td>3</td><td>0</td><td>0</td><td>0</td><td>19</td></tr> <tr><td>Odio</td><td>0-1</td><td>0-1</td><td>0-0</td><td>2</td><td>0</td><td>1</td><td>2</td><td>11</td></tr> <tr><td>Perpiglia</td><td>0-0</td><td>0-0</td><td>0-0</td><td>0</td><td>0</td><td>0</td><td>0</td><td>2</td></tr> <tr><td>Magarity</td><td>2-2</td><td>2-2</td><td>0-0</td><td>1</td><td>6</td><td>0</td><td>2</td><td>11</td></tr> <tr><td>Donahue</td><td>0-0</td><td>0-0</td><td>0-0</td><td>0</td><td>0</td><td>0</td><td>0</td><td>1</td></tr> <tr><td>Totals</td><td>17-43</td><td>5-15</td><td>12-13</td><td>20</td><td>51</td><td>8</td><td>9</td><td>200</td></tr> </tbody> </table>	NAME	FG	3FG	FT	R	TP	A	TO	MIN	Brown	0-6	0-4	4-4	2	4	0	0	29	Clifford	2-3	0-0	2-2	3	6	0	0	26	Batten	1-5	0-0	0-0	3	2	0	1	29	Hanlan	6-14	1-4	5-5	2	18	6	3	38	Heckmann	6-11	2-4	1-2	2	15	1	1	34	Owens	0-1	0-0	0-0	3	0	0	0	19	Odio	0-1	0-1	0-0	2	0	1	2	11	Perpiglia	0-0	0-0	0-0	0	0	0	0	2	Magarity	2-2	2-2	0-0	1	6	0	2	11	Donahue	0-0	0-0	0-0	0	0	0	0	1	Totals	17-43	5-15	12-13	20	51	8	9	200																											
NAME	FG	3FG	FT	R	TP	A	TO	MIN																																																																																																																																
Brown	0-6	0-4	4-4	2	4	0	0	29																																																																																																																																
Clifford	2-3	0-0	2-2	3	6	0	0	26																																																																																																																																
Batten	1-5	0-0	0-0	3	2	0	1	29																																																																																																																																
Hanlan	6-14	1-4	5-5	2	18	6	3	38																																																																																																																																
Heckmann	6-11	2-4	1-2	2	15	1	1	34																																																																																																																																
Owens	0-1	0-0	0-0	3	0	0	0	19																																																																																																																																
Odio	0-1	0-1	0-0	2	0	1	2	11																																																																																																																																
Perpiglia	0-0	0-0	0-0	0	0	0	0	2																																																																																																																																
Magarity	2-2	2-2	0-0	1	6	0	2	11																																																																																																																																
Donahue	0-0	0-0	0-0	0	0	0	0	1																																																																																																																																
Totals	17-43	5-15	12-13	20	51	8	9	200																																																																																																																																
HOW IT HAPPENED																																																																																																																																								
<ul style="list-style-type: none"> The first half was tight the entire 20 minutes as the largest lead was a five-point one for Virginia, 14-9, at the 11:06 mark in the half. Virginia's Anthony Gill hit a pair of free throws with four seconds left to take a 27-24 lead into the locker room. Heckmann sparked a 14-6 run to begin the second half to give BC a 38-33 lead - its largest of the game. The Cavaliers responded immediately with 10 unanswered points to take a 43-38 lead with 8:34 left in the game. Holding a 53-48 lead, UVa went on an 8-0 run that pushed the lead to 61-48 with 2:08 remaining. 																																																																																																																																								

GAME 17	SCORING	1st	2nd	-	Final
	Boston College	17	44	-	61
	Syracuse	35	34	-	69
January 20, 2015 Carrier Dome Syracuse, NY					

GAME SUMMARY	BOX SCORE																																																																																																												
BC HIGHLIGHTS	BOSTON COLLEGE 61																																																																																																												
<ul style="list-style-type: none"> Graduate student Aaron Brown led all scorers with 21 points while adding six rebounds. Classmate Dimitri Batten added 17 points and five boards. Junior Olivier Hanlan had 13 points, five rebounds and five assists. 	<table border="1"> <thead> <tr> <th>NAME</th> <th>FG</th> <th>3FG</th> <th>FT</th> <th>R</th> <th>TP</th> <th>A</th> <th>TO</th> <th>MIN</th> </tr> </thead> <tbody> <tr><td>Brown</td><td>5-14</td><td>4-10</td><td>7-9</td><td>6</td><td>21</td><td>2</td><td>1</td><td>36</td></tr> <tr><td>Clifford</td><td>0-1</td><td>0-0</td><td>1-2</td><td>1</td><td>1</td><td>0</td><td>1</td><td>17</td></tr> <tr><td>Batten</td><td>5-11</td><td>3-7</td><td>4-8</td><td>5</td><td>17</td><td>1</td><td>3</td><td>32</td></tr> <tr><td>Hanlan</td><td>5-14</td><td>3-7</td><td>0-0</td><td>5</td><td>13</td><td>5</td><td>1</td><td>39</td></tr> <tr><td>Heckmann</td><td>1-8</td><td>0-4</td><td>7-8</td><td>9</td><td>9</td><td>4</td><td>0</td><td>34</td></tr> <tr><td>Owens</td><td>0-0</td><td>0-0</td><td>0-0</td><td>0</td><td>0</td><td>0</td><td>0</td><td>4</td></tr> <tr><td>Odio</td><td>0-0</td><td>0-0</td><td>0-0</td><td>2</td><td>0</td><td>2</td><td>3</td><td>10</td></tr> <tr><td>Magarity</td><td>0-2</td><td>0-1</td><td>0-0</td><td>1</td><td>0</td><td>1</td><td>0</td><td>15</td></tr> <tr><td>Cain Carney</td><td>0-1</td><td>0-0</td><td>0-0</td><td>0</td><td>0</td><td>0</td><td>0</td><td>5</td></tr> <tr><td>Dragicevich</td><td>0-0</td><td>0-0</td><td>0-0</td><td>0</td><td>0</td><td>0</td><td>0</td><td>8</td></tr> <tr><td>Totals</td><td>16-51</td><td>10-29</td><td>19-27</td><td>35</td><td>61</td><td>15</td><td>10</td><td>200</td></tr> </tbody> </table>	NAME	FG	3FG	FT	R	TP	A	TO	MIN	Brown	5-14	4-10	7-9	6	21	2	1	36	Clifford	0-1	0-0	1-2	1	1	0	1	17	Batten	5-11	3-7	4-8	5	17	1	3	32	Hanlan	5-14	3-7	0-0	5	13	5	1	39	Heckmann	1-8	0-4	7-8	9	9	4	0	34	Owens	0-0	0-0	0-0	0	0	0	0	4	Odio	0-0	0-0	0-0	2	0	2	3	10	Magarity	0-2	0-1	0-0	1	0	1	0	15	Cain Carney	0-1	0-0	0-0	0	0	0	0	5	Dragicevich	0-0	0-0	0-0	0	0	0	0	8	Totals	16-51	10-29	19-27	35	61	15	10	200
NAME	FG	3FG	FT	R	TP	A	TO	MIN																																																																																																					
Brown	5-14	4-10	7-9	6	21	2	1	36																																																																																																					
Clifford	0-1	0-0	1-2	1	1	0	1	17																																																																																																					
Batten	5-11	3-7	4-8	5	17	1	3	32																																																																																																					
Hanlan	5-14	3-7	0-0	5	13	5	1	39																																																																																																					
Heckmann	1-8	0-4	7-8	9	9	4	0	34																																																																																																					
Owens	0-0	0-0	0-0	0	0	0	0	4																																																																																																					
Odio	0-0	0-0	0-0	2	0	2	3	10																																																																																																					
Magarity	0-2	0-1	0-0	1	0	1	0	15																																																																																																					
Cain Carney	0-1	0-0	0-0	0	0	0	0	5																																																																																																					
Dragicevich	0-0	0-0	0-0	0	0	0	0	8																																																																																																					
Totals	16-51	10-29	19-27	35	61	15	10	200																																																																																																					
TURNING POINT	SYRACUSE 69																																																																																																												
Boston College held a 12-4 lead at the 14:41 mark of the first half, but Syracuse finished with a 31-5 run to take a 35-17 lead into the locker room.	<table border="1"> <thead> <tr> <th>NAME</th> <th>FG</th> <th>3FG</th> <th>FT</th> <th>R</th> <th>TP</th> <th>A</th> <th>TO</th> <th>MIN</th> </tr> </thead> <tbody> <tr><td>Gbinije</td><td>7-12</td><td>2-6</td><td>1-2</td><td>8</td><td>17</td><td>4</td><td>3</td><td>40</td></tr> <tr><td>Roberson</td><td>3-8</td><td>0-0</td><td>4-6</td><td>6</td><td>10</td><td>3</td><td>0</td><td>35</td></tr> <tr><td>Christmas</td><td>5-8</td><td>0-0</td><td>2-2</td><td>7</td><td>12</td><td>1</td><td>0</td><td>23</td></tr> <tr><td>Cooney</td><td>4-11</td><td>2-5</td><td>5-8</td><td>5</td><td>15</td><td>1</td><td>3</td><td>40</td></tr> <tr><td>Joseph</td><td>2-7</td><td>0-0</td><td>9-11</td><td>2</td><td>13</td><td>7</td><td>1</td><td>32</td></tr> <tr><td>Johnson</td><td>0-2</td><td>0-0</td><td>0-2</td><td>2</td><td>0</td><td>0</td><td>1</td><td>6</td></tr> <tr><td>Patterson</td><td>1-1</td><td>0-0</td><td>0-0</td><td>0</td><td>2</td><td>0</td><td>0</td><td>8</td></tr> <tr><td>Obokoh</td><td>0-1</td><td>0-0</td><td>0-0</td><td>4</td><td>0</td><td>0</td><td>0</td><td>16</td></tr> <tr><td>Totals</td><td>22-50</td><td>4-11</td><td>21-31</td><td>37</td><td>69</td><td>16</td><td>8</td><td>200</td></tr> </tbody> </table>	NAME	FG	3FG	FT	R	TP	A	TO	MIN	Gbinije	7-12	2-6	1-2	8	17	4	3	40	Roberson	3-8	0-0	4-6	6	10	3	0	35	Christmas	5-8	0-0	2-2	7	12	1	0	23	Cooney	4-11	2-5	5-8	5	15	1	3	40	Joseph	2-7	0-0	9-11	2	13	7	1	32	Johnson	0-2	0-0	0-2	2	0	0	1	6	Patterson	1-1	0-0	0-0	0	2	0	0	8	Obokoh	0-1	0-0	0-0	4	0	0	0	16	Totals	22-50	4-11	21-31	37	69	16	8	200																		
NAME	FG	3FG	FT	R	TP	A	TO	MIN																																																																																																					
Gbinije	7-12	2-6	1-2	8	17	4	3	40																																																																																																					
Roberson	3-8	0-0	4-6	6	10	3	0	35																																																																																																					
Christmas	5-8	0-0	2-2	7	12	1	0	23																																																																																																					
Cooney	4-11	2-5	5-8	5	15	1	3	40																																																																																																					
Joseph	2-7	0-0	9-11	2	13	7	1	32																																																																																																					
Johnson	0-2	0-0	0-2	2	0	0	1	6																																																																																																					
Patterson	1-1	0-0	0-0	0	2	0	0	8																																																																																																					
Obokoh	0-1	0-0	0-0	4	0	0	0	16																																																																																																					
Totals	22-50	4-11	21-31	37	69	16	8	200																																																																																																					
HOW IT HAPPENED																																																																																																													
<ul style="list-style-type: none"> Boston College jumped out to a 9-2 lead by hitting three of its four 3-point attempts. Brown connected on both of his tries to start the run. The Eagles held a 12-4 lead at the 14:41 mark, but Syracuse clamped down the rest of the half and finished with a 31-5 run to take a 35-17 lead into the locker room. An 11-2 BC run to start the second half brought the deficit back into single digits, 37-28, but a quick 9-3 run by the Orange pushed it back to 46-31. The Eagles never faded down the stretch and went on a 7-2 spurt to pull within six, 66-60, with 53 seconds left, but that is as close as they would get. 																																																																																																													

GAME 18	SCORING	1st	2nd	-	Final
	Boston College	26	38	-	64
	Georgia Tech	24	38	-	62
January 25, 2015 McCamish Pavilion Atlanta, GA					

GAME SUMMARY	BOX SCORE																																																																																																																					
BC HIGHLIGHTS	BOSTON COLLEGE 64																																																																																																																					
<ul style="list-style-type: none"> Junior Olivier Hanlan led all scorers with 25 points while pulling down seven rebounds. He was 4-for-5 from beyond the arc. Senior Patrick Heckmann scored 12 points, including 10 in the second half. 	<table border="1"> <thead> <tr> <th>NAME</th> <th>FG</th> <th>3FG</th> <th>FT</th> <th>R</th> <th>TP</th> <th>A</th> <th>TO</th> <th>MIN</th> </tr> </thead> <tbody> <tr><td>Brown</td><td>3-11</td><td>2-6</td><td>3-4</td><td>1</td><td>11</td><td>2</td><td>2</td><td>34</td></tr> <tr><td>Magarity</td><td>4-6</td><td>1-3</td><td>0-1</td><td>5</td><td>9</td><td>2</td><td>1</td><td>28</td></tr> <tr><td>Batten</td><td>1-5</td><td>0-2</td><td>0-0</td><td>3</td><td>2</td><td>0</td><td>1</td><td>25</td></tr> <tr><td>Hanlan</td><td>9-18</td><td>4-5</td><td>3-4</td><td>7</td><td>25</td><td>2</td><td>6</td><td>38</td></tr> <tr><td>Heckmann</td><td>4-6</td><td>1-2</td><td>3-4</td><td>2</td><td>12</td><td>2</td><td>0</td><td>32</td></tr> <tr><td>Owens</td><td>1-2</td><td>1-1</td><td>0-0</td><td>3</td><td>3</td><td>0</td><td>1</td><td>15</td></tr> <tr><td>Odio</td><td>1-2</td><td>0-1</td><td>0-0</td><td>1</td><td>2</td><td>2</td><td>0</td><td>14</td></tr> <tr><td>Cain Carney</td><td>0-0</td><td>0-0</td><td>0-0</td><td>2</td><td>0</td><td>1</td><td>0</td><td>13</td></tr> <tr><td>Dragicevich</td><td>0-0</td><td>0-0</td><td>0-0</td><td>0</td><td>0</td><td>0</td><td>1</td><td>1</td></tr> <tr><td>Totals</td><td>23-50</td><td>9-20</td><td>9-13</td><td>27</td><td>64</td><td>11</td><td>12</td><td>200</td></tr> </tbody> </table>	NAME	FG	3FG	FT	R	TP	A	TO	MIN	Brown	3-11	2-6	3-4	1	11	2	2	34	Magarity	4-6	1-3	0-1	5	9	2	1	28	Batten	1-5	0-2	0-0	3	2	0	1	25	Hanlan	9-18	4-5	3-4	7	25	2	6	38	Heckmann	4-6	1-2	3-4	2	12	2	0	32	Owens	1-2	1-1	0-0	3	3	0	1	15	Odio	1-2	0-1	0-0	1	2	2	0	14	Cain Carney	0-0	0-0	0-0	2	0	1	0	13	Dragicevich	0-0	0-0	0-0	0	0	0	1	1	Totals	23-50	9-20	9-13	27	64	11	12	200																		
NAME	FG	3FG	FT	R	TP	A	TO	MIN																																																																																																														
Brown	3-11	2-6	3-4	1	11	2	2	34																																																																																																														
Magarity	4-6	1-3	0-1	5	9	2	1	28																																																																																																														
Batten	1-5	0-2	0-0	3	2	0	1	25																																																																																																														
Hanlan	9-18	4-5	3-4	7	25	2	6	38																																																																																																														
Heckmann	4-6	1-2	3-4	2	12	2	0	32																																																																																																														
Owens	1-2	1-1	0-0	3	3	0	1	15																																																																																																														
Odio	1-2	0-1	0-0	1	2	2	0	14																																																																																																														
Cain Carney	0-0	0-0	0-0	2	0	1	0	13																																																																																																														
Dragicevich	0-0	0-0	0-0	0	0	0	1	1																																																																																																														
Totals	23-50	9-20	9-13	27	64	11	12	200																																																																																																														
TURNING POINT	GEORGIA TECH 62																																																																																																																					
After Georgia Tech tied the game with 1:26 left, 59-59, Boston College scored the next four points to pull away for the win.	<table border="1"> <thead> <tr> <th>NAME</th> <th>FG</th> <th>3FG</th> <th>FT</th> <th>R</th> <th>TP</th> <th>A</th> <th>TO</th> <th>MIN</th> </tr> </thead> <tbody> <tr><td>Georges-Hunt</td><td>7-13</td><td>1-2</td><td>5-7</td><td>9</td><td>20</td><td>4</td><td>2</td><td>37</td></tr> <tr><td>Sampson</td><td>0-2</td><td>0-2</td><td>2-3</td><td>9</td><td>2</td><td>1</td><td>0</td><td>18</td></tr> <tr><td>Cox</td><td>2-4</td><td>0-0</td><td>0-0</td><td>3</td><td>4</td><td>0</td><td>1</td><td>19</td></tr> <tr><td>Bolden</td><td>3-9</td><td>2-6</td><td>1-2</td><td>3</td><td>9</td><td>0</td><td>2</td><td>28</td></tr> <tr><td>Jorgenson</td><td>0-3</td><td>0-1</td><td>0-0</td><td>0</td><td>0</td><td>0</td><td>2</td><td>17</td></tr> <tr><td>Mitchell</td><td>1-3</td><td>0-0</td><td>0-0</td><td>4</td><td>2</td><td>1</td><td>3</td><td>16</td></tr> <tr><td>Jackson</td><td>0-2</td><td>0-0</td><td>0-0</td><td>0</td><td>0</td><td>0</td><td>0</td><td>2</td></tr> <tr><td>Heyward</td><td>0-1</td><td>0-1</td><td>1-2</td><td>1</td><td>1</td><td>0</td><td>1</td><td>12</td></tr> <tr><td>Heath</td><td>2-4</td><td>1-2</td><td>2-2</td><td>0</td><td>7</td><td>3</td><td>1</td><td>23</td></tr> <tr><td>Stephens</td><td>6-14</td><td>4-9</td><td>1-2</td><td>4</td><td>17</td><td>1</td><td>0</td><td>26</td></tr> <tr><td>Lammers</td><td>0-0</td><td>0-0</td><td>0-0</td><td>1</td><td>0</td><td>0</td><td>0</td><td>2</td></tr> <tr><td>Totals</td><td>21-55</td><td>8-23</td><td>12-18</td><td>35</td><td>62</td><td>10</td><td>13</td><td>200</td></tr> </tbody> </table>	NAME	FG	3FG	FT	R	TP	A	TO	MIN	Georges-Hunt	7-13	1-2	5-7	9	20	4	2	37	Sampson	0-2	0-2	2-3	9	2	1	0	18	Cox	2-4	0-0	0-0	3	4	0	1	19	Bolden	3-9	2-6	1-2	3	9	0	2	28	Jorgenson	0-3	0-1	0-0	0	0	0	2	17	Mitchell	1-3	0-0	0-0	4	2	1	3	16	Jackson	0-2	0-0	0-0	0	0	0	0	2	Heyward	0-1	0-1	1-2	1	1	0	1	12	Heath	2-4	1-2	2-2	0	7	3	1	23	Stephens	6-14	4-9	1-2	4	17	1	0	26	Lammers	0-0	0-0	0-0	1	0	0	0	2	Totals	21-55	8-23	12-18	35	62	10	13	200
NAME	FG	3FG	FT	R	TP	A	TO	MIN																																																																																																														
Georges-Hunt	7-13	1-2	5-7	9	20	4	2	37																																																																																																														
Sampson	0-2	0-2	2-3	9	2	1	0	18																																																																																																														
Cox	2-4	0-0	0-0	3	4	0	1	19																																																																																																														
Bolden	3-9	2-6	1-2	3	9	0	2	28																																																																																																														
Jorgenson	0-3	0-1	0-0	0	0	0	2	17																																																																																																														
Mitchell	1-3	0-0	0-0	4	2	1	3	16																																																																																																														
Jackson	0-2	0-0	0-0	0	0	0	0	2																																																																																																														
Heyward	0-1	0-1	1-2	1	1	0	1	12																																																																																																														
Heath	2-4	1-2	2-2	0	7	3	1	23																																																																																																														
Stephens	6-14	4-9	1-2	4	17	1	0	26																																																																																																														
Lammers	0-0	0-0	0-0	1	0	0	0	2																																																																																																														
Totals	21-55	8-23	12-18	35	62	10	13	200																																																																																																														
HOW IT HAPPENED																																																																																																																						
<ul style="list-style-type: none"> The Eagles ended the first half on a 7-2 run to take a 26-24 lead into the break. BC started the second half on an 8-2 run and eventually gained a 40-30 lead with 14:35 left in the game. Georgia Tech scored seven unanswered points midway through the half to cut the BC lead down to 48-44 at the 8:34 mark. Boston College held a 59-52 lead with 3:58 left, but a 7-0 Georgia Tech run tied it up with 1:26 to go. Hanlan hit a layup and then Heckmann converted a 1-and-1 for the game's next four points which secured the win. 																																																																																																																						

GAME 19	SCORING	1st	2nd	-	Final
	#10/9 Louisville	35	46	-	81
	Boston College	33	39	-	72
January 28, 2015 Conte Forum Chestnut Hill, MA					

GAME SUMMARY	BOX SCORE																																																																																																												
BC HIGHLIGHTS	LOUISVILLE 81																																																																																																												
<ul style="list-style-type: none"> Graduate student Aaron Brown scored a game-high 28 points, going 5-for-12 from beyond the arc. It was the most points scored by a BC player this season. Senior Patrick Heckmann recorded 14 points, five rebounds and five assists. Junior Olivier Hanlan had 11 points and matched a career high with nine assists. 	<table border="1"> <thead> <tr> <th>NAME</th> <th>FG</th> <th>3FG</th> <th>FT</th> <th>R</th> <th>TP</th> <th>A</th> <th>TO</th> <th>MIN</th> </tr> </thead> <tbody> <tr><td>Harrell</td><td>5-9</td><td>0-0</td><td>2-3</td><td>5</td><td>12</td><td>2</td><td>2</td><td>30</td></tr> <tr><td>Onuaku</td><td>1-2</td><td>0-0</td><td>0-0</td><td>4</td><td>2</td><td>0</td><td>1</td><td>21</td></tr> <tr><td>Rozier</td><td>9-15</td><td>2-2</td><td>3-4</td><td>5</td><td>23</td><td>5</td><td>0</td><td>37</td></tr> <tr><td>Jones</td><td>10-13</td><td>3-5</td><td>5-9</td><td>6</td><td>28</td><td>2</td><td>1</td><td>38</td></tr> <tr><td>Blackshear</td><td>1-7</td><td>1-4</td><td>7-7</td><td>1</td><td>10</td><td>0</td><td>0</td><td>28</td></tr> <tr><td>Snider</td><td>1-1</td><td>0-0</td><td>0-0</td><td>2</td><td>2</td><td>0</td><td>1</td><td>7</td></tr> <tr><td>Johnson</td><td>0-0</td><td>0-0</td><td>0-0</td><td>1</td><td>0</td><td>0</td><td>1</td><td>5</td></tr> <tr><td>Mathiang</td><td>2-2</td><td>0-0</td><td>0-1</td><td>2</td><td>4</td><td>0</td><td>1</td><td>19</td></tr> <tr><td>Mahmoud</td><td>0-0</td><td>0-0</td><td>0-0</td><td>0</td><td>0</td><td>0</td><td>0</td><td>1</td></tr> <tr><td>Aaron</td><td>0-1</td><td>0-1</td><td>0-0</td><td>0</td><td>0</td><td>1</td><td>2</td><td>14</td></tr> <tr><td>Totals</td><td>29-50</td><td>6-12</td><td>17-24</td><td>30</td><td>81</td><td>10</td><td>9</td><td>200</td></tr> </tbody> </table>	NAME	FG	3FG	FT	R	TP	A	TO	MIN	Harrell	5-9	0-0	2-3	5	12	2	2	30	Onuaku	1-2	0-0	0-0	4	2	0	1	21	Rozier	9-15	2-2	3-4	5	23	5	0	37	Jones	10-13	3-5	5-9	6	28	2	1	38	Blackshear	1-7	1-4	7-7	1	10	0	0	28	Snider	1-1	0-0	0-0	2	2	0	1	7	Johnson	0-0	0-0	0-0	1	0	0	1	5	Mathiang	2-2	0-0	0-1	2	4	0	1	19	Mahmoud	0-0	0-0	0-0	0	0	0	0	1	Aaron	0-1	0-1	0-0	0	0	1	2	14	Totals	29-50	6-12	17-24	30	81	10	9	200
NAME	FG	3FG	FT	R	TP	A	TO	MIN																																																																																																					
Harrell	5-9	0-0	2-3	5	12	2	2	30																																																																																																					
Onuaku	1-2	0-0	0-0	4	2	0	1	21																																																																																																					
Rozier	9-15	2-2	3-4	5	23	5	0	37																																																																																																					
Jones	10-13	3-5	5-9	6	28	2	1	38																																																																																																					
Blackshear	1-7	1-4	7-7	1	10	0	0	28																																																																																																					
Snider	1-1	0-0	0-0	2	2	0	1	7																																																																																																					
Johnson	0-0	0-0	0-0	1	0	0	1	5																																																																																																					
Mathiang	2-2	0-0	0-1	2	4	0	1	19																																																																																																					
Mahmoud	0-0	0-0	0-0	0	0	0	0	1																																																																																																					
Aaron	0-1	0-1	0-0	0	0	1	2	14																																																																																																					
Totals	29-50	6-12	17-24	30	81	10	9	200																																																																																																					
TURNING POINT	BOSTON COLLEGE 72																																																																																																												
After Boston College cut its deficit to two points, a 9-4 Louisville stretch gave the Cardinals a 68-61 lead with 3:29 left in the game.	<table border="1"> <thead> <tr> <th>NAME</th> <th>FG</th> <th>3FG</th> <th>FT</th> <th>R</th> <th>TP</th> <th>A</th> <th>TO</th> <th>MIN</th> </tr> </thead> <tbody> <tr><td>Brown</td><td>10-22</td><td>5-12</td><td>3-3</td><td>2</td><td>28</td><td>0</td><td>1</td><td>38</td></tr> <tr><td>Magarity</td><td>4-6</td><td>1-3</td><td>0-0</td><td>6</td><td>9</td><td>0</td><td>1</td><td>31</td></tr> <tr><td>Batten</td><td>2-4</td><td>0-1</td><td>1-3</td><td>6</td><td>5</td><td>2</td><td>2</td><td>31</td></tr> <tr><td>Hanlan</td><td>4-13</td><td>2-8</td><td>1-2</td><td>2</td><td>11</td><td>9</td><td>2</td><td>35</td></tr> <tr><td>Heckmann</td><td>4-8</td><td>1-3</td><td>5-5</td><td>5</td><td>14</td><td>5</td><td>0</td><td>27</td></tr> <tr><td>Owens</td><td>2-5</td><td>0-2</td><td>1-1</td><td>2</td><td>5</td><td>0</td><td>0</td><td>12</td></tr> <tr><td>Odio</td><td>0-0</td><td>0-0</td><td>0-1</td><td>3</td><td>0</td><td>0</td><td>0</td><td>13</td></tr> <tr><td>Dragicevich</td><td>0-0</td><td>0-0</td><td>0-0</td><td>0</td><td>0</td><td>0</td><td>0</td><td>4</td></tr> <tr><td>Clifford</td><td>0-3</td><td>0-0</td><td>0-0</td><td>0</td><td>0</td><td>1</td><td>0</td><td>9</td></tr> <tr><td>Totals</td><td>26-61</td><td>9-29</td><td>11-15</td><td>30</td><td>72</td><td>17</td><td>7</td><td>200</td></tr> </tbody> </table>	NAME	FG	3FG	FT	R	TP	A	TO	MIN	Brown	10-22	5-12	3-3	2	28	0	1	38	Magarity	4-6	1-3	0-0	6	9	0	1	31	Batten	2-4	0-1	1-3	6	5	2	2	31	Hanlan	4-13	2-8	1-2	2	11	9	2	35	Heckmann	4-8	1-3	5-5	5	14	5	0	27	Owens	2-5	0-2	1-1	2	5	0	0	12	Odio	0-0	0-0	0-1	3	0	0	0	13	Dragicevich	0-0	0-0	0-0	0	0	0	0	4	Clifford	0-3	0-0	0-0	0	0	1	0	9	Totals	26-61	9-29	11-15	30	72	17	7	200									
NAME	FG	3FG	FT	R	TP	A	TO	MIN																																																																																																					
Brown	10-22	5-12	3-3	2	28	0	1	38																																																																																																					
Magarity	4-6	1-3	0-0	6	9	0	1	31																																																																																																					
Batten	2-4	0-1	1-3	6	5	2	2	31																																																																																																					
Hanlan	4-13	2-8	1-2	2	11	9	2	35																																																																																																					
Heckmann	4-8	1-3	5-5	5	14	5	0	27																																																																																																					
Owens	2-5	0-2	1-1	2	5	0	0	12																																																																																																					
Odio	0-0	0-0	0-1	3	0	0	0	13																																																																																																					
Dragicevich	0-0	0-0	0-0	0	0	0	0	4																																																																																																					
Clifford	0-3	0-0	0-0	0	0	1	0	9																																																																																																					
Totals	26-61	9-29	11-15	30	72	17	7	200																																																																																																					
HOW IT HAPPENED																																																																																																													
<ul style="list-style-type: none"> The Eagles trailed at the half, 35-33. Louisville built its lead to 45-37 but a quick 5-0 spurt by the Eagles brought it to within three with 12:39 remaining. The Cardinals stretched the lead back to 59-49 but BC battled back again with eight unanswered points to pull within two at the 6:48 mark. Heckmann had five of the points. A 9-4 Louisville stretch after that put the lead at 68-61 with 3:29 left and BC could only get as close as five points the rest of the way. 																																																																																																													

GAME 20	SCORING	1st	2nd	-	Final
	Boston College	16	33	-	49
	Clemson	27	37	-	64
January 31, 2015 Littlejohn Coliseum Clemson, SC					

GAME SUMMARY	BOX SCORE																																																																																																																														
BC HIGHLIGHTS	BOSTON COLLEGE 49																																																																																																																														
<ul style="list-style-type: none"> Graduate student Aaron Brown and junior Olivier Hanlan both scored 15 points. Hanlan added five assists and four rebounds. Both were 3-for-6 from beyond the arc. 	<table border="1"> <thead> <tr> <th>NAME</th> <th>FG</th> <th>3FG</th> <th>FT</th> <th>R</th> <th>TP</th> <th>A</th> <th>TO</th> <th>MIN</th> </tr> </thead> <tbody> <tr><td>Brown</td><td>5-9</td><td>3-6</td><td>2-2</td><td>2</td><td>15</td><td>2</td><td>2</td><td>32</td></tr> <tr><td>Magarity</td><td>0-4</td><td>0-3</td><td>0-2</td><td>3</td><td>0</td><td>1</td><td>1</td><td>25</td></tr> <tr><td>Batten</td><td>2-7</td><td>0-1</td><td>1-2</td><td>4</td><td>5</td><td>1</td><td>2</td><td>26</td></tr> <tr><td>Hanlan</td><td>5-11</td><td>3-6</td><td>2-3</td><td>4</td><td>15</td><td>5</td><td>2</td><td>38</td></tr> <tr><td>Heckmann</td><td>3-8</td><td>1-4</td><td>0-0</td><td>5</td><td>7</td><td>1</td><td>2</td><td>35</td></tr> <tr><td>Owens</td><td>1-2</td><td>0-0</td><td>0-0</td><td>4</td><td>2</td><td>0</td><td>0</td><td>11</td></tr> <tr><td>Odio</td><td>2-3</td><td>1-1</td><td>0-0</td><td>2</td><td>5</td><td>1</td><td>4</td><td>14</td></tr> <tr><td>Perpiglia</td><td>0-0</td><td>0-0</td><td>0-0</td><td>0</td><td>0</td><td>0</td><td>2</td><td>2</td></tr> <tr><td>Cain Carney</td><td>0-1</td><td>0-1</td><td>0-0</td><td>1</td><td>0</td><td>0</td><td>0</td><td>11</td></tr> <tr><td>Dragicevich</td><td>0-0</td><td>0-0</td><td>0-0</td><td>0</td><td>0</td><td>0</td><td>0</td><td>2</td></tr> <tr><td>Clifford</td><td>0-1</td><td>0-0</td><td>0-0</td><td>0</td><td>0</td><td>0</td><td>0</td><td>4</td></tr> <tr><td>Totals</td><td>18-46</td><td>8-22</td><td>5-9</td><td>27</td><td>49</td><td>13</td><td>200</td></tr> </tbody> </table>	NAME	FG	3FG	FT	R	TP	A	TO	MIN	Brown	5-9	3-6	2-2	2	15	2	2	32	Magarity	0-4	0-3	0-2	3	0	1	1	25	Batten	2-7	0-1	1-2	4	5	1	2	26	Hanlan	5-11	3-6	2-3	4	15	5	2	38	Heckmann	3-8	1-4	0-0	5	7	1	2	35	Owens	1-2	0-0	0-0	4	2	0	0	11	Odio	2-3	1-1	0-0	2	5	1	4	14	Perpiglia	0-0	0-0	0-0	0	0	0	2	2	Cain Carney	0-1	0-1	0-0	1	0	0	0	11	Dragicevich	0-0	0-0	0-0	0	0	0	0	2	Clifford	0-1	0-0	0-0	0	0	0	0	4	Totals	18-46	8-22	5-9	27	49	13	200										
NAME	FG	3FG	FT	R	TP	A	TO	MIN																																																																																																																							
Brown	5-9	3-6	2-2	2	15	2	2	32																																																																																																																							
Magarity	0-4	0-3	0-2	3	0	1	1	25																																																																																																																							
Batten	2-7	0-1	1-2	4	5	1	2	26																																																																																																																							
Hanlan	5-11	3-6	2-3	4	15	5	2	38																																																																																																																							
Heckmann	3-8	1-4	0-0	5	7	1	2	35																																																																																																																							
Owens	1-2	0-0	0-0	4	2	0	0	11																																																																																																																							
Odio	2-3	1-1	0-0	2	5	1	4	14																																																																																																																							
Perpiglia	0-0	0-0	0-0	0	0	0	2	2																																																																																																																							
Cain Carney	0-1	0-1	0-0	1	0	0	0	11																																																																																																																							
Dragicevich	0-0	0-0	0-0	0	0	0	0	2																																																																																																																							
Clifford	0-1	0-0	0-0	0	0	0	0	4																																																																																																																							
Totals	18-46	8-22	5-9	27	49	13	200																																																																																																																								
TURNING POINT	CLEMSON 64																																																																																																																														
Clemson opened the game with a 27-10 run over the first 14:22 that Boston College could never recover from.	<table border="1"> <thead> <tr> <th>NAME</th> <th>FG</th> <th>3FG</th> <th>FT</th> <th>R</th> <th>TP</th> <th>A</th> <th>TO</th> <th>MIN</th> </tr> </thead> <tbody> <tr><td>Blossomgame</td><td>5-9</td><td>0-1</td><td>6-7</td><td>3</td><td>16</td><td>0</td><td>1</td><td>24</td></tr> <tr><td>Graham</td><td>1-5</td><td>1-4</td><td>0-0</td><td>4</td><td>3</td><td>4</td><td>2</td><td>28</td></tr> <tr><td>Nnoko</td><td>3-9</td><td>0-0</td><td>3-3</td><td>9</td><td>9</td><td>0</td><td>2</td><td>28</td></tr> <tr><td>Hall</td><td>0-4</td><td>0-4</td><td>2-2</td><td>2</td><td>2</td><td>6</td><td>0</td><td>36</td></tr> <tr><td>Roper</td><td>8-11</td><td>6-8</td><td>2-2</td><td>1</td><td>24</td><td>2</td><td>2</td><td>31</td></tr> <tr><td>Rooks</td><td>0-0</td><td>0-0</td><td>0-0</td><td>0</td><td>0</td><td>0</td><td>0</td><td>1</td></tr> <tr><td>Ajukwa</td><td>1-3</td><td>0-1</td><td>0-0</td><td>2</td><td>2</td><td>0</td><td>0</td><td>13</td></tr> <tr><td>DeVoe</td><td>0-1</td><td>0-1</td><td>0-0</td><td>0</td><td>0</td><td>0</td><td>0</td><td>2</td></tr> <tr><td>Harrison</td><td>2-7</td><td>0-3</td><td>0-0</td><td>0</td><td>4</td><td>0</td><td>0</td><td>18</td></tr> <tr><td>Smith</td><td>1-2</td><td>0-0</td><td>0-0</td><td>4</td><td>2</td><td>0</td><td>1</td><td>11</td></tr> <tr><td>McGillan</td><td>0-1</td><td>0-1</td><td>0-0</td><td>0</td><td>0</td><td>0</td><td>0</td><td>2</td></tr> <tr><td>Djitte</td><td>1-4</td><td>0-0</td><td>0-0</td><td>6</td><td>2</td><td>0</td><td>0</td><td>6</td></tr> <tr><td>Totals</td><td>22-56</td><td>7-23</td><td>13-14</td><td>37</td><td>64</td><td>12</td><td>8</td><td>200</td></tr> </tbody> </table>	NAME	FG	3FG	FT	R	TP	A	TO	MIN	Blossomgame	5-9	0-1	6-7	3	16	0	1	24	Graham	1-5	1-4	0-0	4	3	4	2	28	Nnoko	3-9	0-0	3-3	9	9	0	2	28	Hall	0-4	0-4	2-2	2	2	6	0	36	Roper	8-11	6-8	2-2	1	24	2	2	31	Rooks	0-0	0-0	0-0	0	0	0	0	1	Ajukwa	1-3	0-1	0-0	2	2	0	0	13	DeVoe	0-1	0-1	0-0	0	0	0	0	2	Harrison	2-7	0-3	0-0	0	4	0	0	18	Smith	1-2	0-0	0-0	4	2	0	1	11	McGillan	0-1	0-1	0-0	0	0	0	0	2	Djitte	1-4	0-0	0-0	6	2	0	0	6	Totals	22-56	7-23	13-14	37	64	12	8	200
NAME	FG	3FG	FT	R	TP	A	TO	MIN																																																																																																																							
Blossomgame	5-9	0-1	6-7	3	16	0	1	24																																																																																																																							
Graham	1-5	1-4	0-0	4	3	4	2	28																																																																																																																							
Nnoko	3-9	0-0	3-3	9	9	0	2	28																																																																																																																							
Hall	0-4	0-4	2-2	2	2	6	0	36																																																																																																																							
Roper	8-11	6-8	2-2	1	24	2	2	31																																																																																																																							
Rooks	0-0	0-0	0-0	0	0	0	0	1																																																																																																																							
Ajukwa	1-3	0-1	0-0	2	2	0	0	13																																																																																																																							
DeVoe	0-1	0-1	0-0	0	0	0	0	2																																																																																																																							
Harrison	2-7	0-3	0-0	0	4	0	0	18																																																																																																																							
Smith	1-2	0-0	0-0	4	2	0	1	11																																																																																																																							
McGillan	0-1	0-1	0-0	0	0	0	0	2																																																																																																																							
Djitte	1-4	0-0	0-0	6	2	0	0	6																																																																																																																							
Totals	22-56	7-23	13-14	37	64	12	8	200																																																																																																																							
HOW IT HAPPENED																																																																																																																															
<ul style="list-style-type: none"> Jordan Roper scored the first 11 points for Clemson as the Tigers opened the game on an 11-3 run. That extended into a 27-10 opening run over the first 14:22. Boston College was able to cut the deficit to 27-16 before the end of the half. The Eagles continued the run into the second half and it ended at 9-1 which put the deficit at 28-19 a little more than two minutes in. That is as close as the Eagles would get. Clemson responded with an 18-6 run to build its lead to 46-25 with 12:14 remaining. 																																																																																																																															

GAME 21	SCORING	1st	2nd	-	Final
	Boston College	25	38	-	63
	#10/10 Notre Dame	41	30	-	71
February 4, 2015 Joyce Center Notre Dame, IN					

GAME SUMMARY		BOX SCORE																																																																																																				
BC HIGHLIGHTS		BOSTON COLLEGE 63																																																																																																				
<ul style="list-style-type: none"> Junior Olivier Hanlan scored a game-high 28 points on 11-for-16 shooting. He was 6-for-9 from beyond the arc. He also had four rebounds and four assists. Eighteen of his points came in the second half. Graduate student Aaron Brown was the other player in double figures with 13 points. 		<table border="1"> <thead> <tr> <th>NAME</th> <th>FG</th> <th>3FG</th> <th>FT</th> <th>R</th> <th>TP</th> <th>A</th> <th>TO</th> <th>MIN</th> </tr> </thead> <tbody> <tr><td>Clifford</td><td>3-5</td><td>0-0</td><td>0-0</td><td>7</td><td>6</td><td>0</td><td>3</td><td>25</td></tr> <tr><td>Batten</td><td>2-6</td><td>1-3</td><td>0-0</td><td>5</td><td>5</td><td>2</td><td>1</td><td>33</td></tr> <tr><td>Hanlan</td><td>11-16</td><td>6-9</td><td>0-0</td><td>4</td><td>28</td><td>4</td><td>2</td><td>40</td></tr> <tr><td>Brown</td><td>4-14</td><td>2-6</td><td>3-6</td><td>6</td><td>13</td><td>2</td><td>1</td><td>36</td></tr> <tr><td>Heckmann</td><td>1-7</td><td>1-5</td><td>0-0</td><td>5</td><td>3</td><td>4</td><td>5</td><td>28</td></tr> <tr><td>Owens</td><td>3-6</td><td>0-1</td><td>0-0</td><td>0</td><td>6</td><td>0</td><td>0</td><td>10</td></tr> <tr><td>Odio</td><td>1-3</td><td>0-2</td><td>0-0</td><td>3</td><td>2</td><td>1</td><td>1</td><td>19</td></tr> <tr><td>Cain Carney</td><td>0-0</td><td>0-0</td><td>0-0</td><td>1</td><td>0</td><td>0</td><td>0</td><td>8</td></tr> <tr><td>Dragicevich</td><td>0-0</td><td>0-0</td><td>0-0</td><td>0</td><td>0</td><td>0</td><td>0</td><td>1</td></tr> <tr><td>Totals</td><td>25-57</td><td>10-26</td><td>3-6</td><td>34</td><td>63</td><td>13</td><td>13</td><td>200</td></tr> </tbody> </table>		NAME	FG	3FG	FT	R	TP	A	TO	MIN	Clifford	3-5	0-0	0-0	7	6	0	3	25	Batten	2-6	1-3	0-0	5	5	2	1	33	Hanlan	11-16	6-9	0-0	4	28	4	2	40	Brown	4-14	2-6	3-6	6	13	2	1	36	Heckmann	1-7	1-5	0-0	5	3	4	5	28	Owens	3-6	0-1	0-0	0	6	0	0	10	Odio	1-3	0-2	0-0	3	2	1	1	19	Cain Carney	0-0	0-0	0-0	1	0	0	0	8	Dragicevich	0-0	0-0	0-0	0	0	0	0	1	Totals	25-57	10-26	3-6	34	63	13	13	200
NAME	FG	3FG	FT	R	TP	A	TO	MIN																																																																																														
Clifford	3-5	0-0	0-0	7	6	0	3	25																																																																																														
Batten	2-6	1-3	0-0	5	5	2	1	33																																																																																														
Hanlan	11-16	6-9	0-0	4	28	4	2	40																																																																																														
Brown	4-14	2-6	3-6	6	13	2	1	36																																																																																														
Heckmann	1-7	1-5	0-0	5	3	4	5	28																																																																																														
Owens	3-6	0-1	0-0	0	6	0	0	10																																																																																														
Odio	1-3	0-2	0-0	3	2	1	1	19																																																																																														
Cain Carney	0-0	0-0	0-0	1	0	0	0	8																																																																																														
Dragicevich	0-0	0-0	0-0	0	0	0	0	1																																																																																														
Totals	25-57	10-26	3-6	34	63	13	13	200																																																																																														
TURNING POINT		NOTRE DAME 71																																																																																																				
Notre Dame opened the game with a 34-9 run over the first 14:52.		<table border="1"> <thead> <tr> <th>NAME</th> <th>FG</th> <th>3FG</th> <th>FT</th> <th>R</th> <th>TP</th> <th>A</th> <th>TO</th> <th>MIN</th> </tr> </thead> <tbody> <tr><td>Auguste</td><td>7-11</td><td>0-0</td><td>2-4</td><td>5</td><td>16</td><td>1</td><td>2</td><td>29</td></tr> <tr><td>Jackson</td><td>1-4</td><td>0-1</td><td>1-2</td><td>10</td><td>3</td><td>4</td><td>2</td><td>31</td></tr> <tr><td>Grant</td><td>4-11</td><td>4-6</td><td>5-8</td><td>2</td><td>17</td><td>7</td><td>2</td><td>39</td></tr> <tr><td>Connaughton</td><td>4-11</td><td>2-7</td><td>1-2</td><td>4</td><td>11</td><td>3</td><td>2</td><td>39</td></tr> <tr><td>Vasturia</td><td>7-9</td><td>3-5</td><td>0-1</td><td>1</td><td>17</td><td>1</td><td>1</td><td>33</td></tr> <tr><td>Beachem</td><td>1-2</td><td>1-2</td><td>2-2</td><td>3</td><td>5</td><td>0</td><td>0</td><td>19</td></tr> <tr><td>Colson</td><td>1-2</td><td>0-0</td><td>0-0</td><td>4</td><td>2</td><td>0</td><td>0</td><td>10</td></tr> <tr><td>Totals</td><td>25-50</td><td>10-21</td><td>11-19</td><td>31</td><td>71</td><td>16</td><td>9</td><td>200</td></tr> </tbody> </table>		NAME	FG	3FG	FT	R	TP	A	TO	MIN	Auguste	7-11	0-0	2-4	5	16	1	2	29	Jackson	1-4	0-1	1-2	10	3	4	2	31	Grant	4-11	4-6	5-8	2	17	7	2	39	Connaughton	4-11	2-7	1-2	4	11	3	2	39	Vasturia	7-9	3-5	0-1	1	17	1	1	33	Beachem	1-2	1-2	2-2	3	5	0	0	19	Colson	1-2	0-0	0-0	4	2	0	0	10	Totals	25-50	10-21	11-19	31	71	16	9	200																		
NAME	FG	3FG	FT	R	TP	A	TO	MIN																																																																																														
Auguste	7-11	0-0	2-4	5	16	1	2	29																																																																																														
Jackson	1-4	0-1	1-2	10	3	4	2	31																																																																																														
Grant	4-11	4-6	5-8	2	17	7	2	39																																																																																														
Connaughton	4-11	2-7	1-2	4	11	3	2	39																																																																																														
Vasturia	7-9	3-5	0-1	1	17	1	1	33																																																																																														
Beachem	1-2	1-2	2-2	3	5	0	0	19																																																																																														
Colson	1-2	0-0	0-0	4	2	0	0	10																																																																																														
Totals	25-50	10-21	11-19	31	71	16	9	200																																																																																														
HOW IT HAPPENED																																																																																																						
<ul style="list-style-type: none"> The Irish opened the game with a 34-9 run over the first 15 minutes. Boston College scored the last five points of the half to cut its deficit to 41-25. The Eagles then scored the first four points of the second half to make it a 41-29 lead, the closest BC had been since there were 13 minutes left in the first half. Notre Dame held a 63-49 lead with 4:19 remaining. Hanlan then scored the next 12 BC points by connecting on four 3-pointers to bring the deficit down to 67-61 with 1:47 left, but that is as close as the Eagles would get. 																																																																																																						

GAME 22	SCORING	1st	2nd	-	Final
	#12/13 North Carolina	36	43	-	79
	Boston College	36	32	-	68
February 7, 2015 Conte Forum Chestnut Hill, MA					

GAME SUMMARY		BOX SCORE																																																																																																													
BC HIGHLIGHTS		NORTH CAROLINA 79																																																																																																													
<ul style="list-style-type: none"> Junior Olivier Hanlan scored a season-high 30 points on 10-for-20 shooting. He was also 8-for-9 from the foul line. It was his third career game with 30 or more points. Graduate student Aaron Brown added 18 points, six rebounds and three assists. 		<table border="1"> <thead> <tr> <th>NAME</th> <th>FG</th> <th>3FG</th> <th>FT</th> <th>R</th> <th>TP</th> <th>A</th> <th>TO</th> <th>MIN</th> </tr> </thead> <tbody> <tr><td>Johnson</td><td>9-14</td><td>0-0</td><td>2-2</td><td>10</td><td>20</td><td>0</td><td>2</td><td>34</td></tr> <tr><td>Hicks</td><td>7-10</td><td>0-0</td><td>7-11</td><td>5</td><td>21</td><td>0</td><td>4</td><td>28</td></tr> <tr><td>Jackson</td><td>3-6</td><td>0-0</td><td>2-4</td><td>6</td><td>8</td><td>3</td><td>3</td><td>29</td></tr> <tr><td>Britt</td><td>2-2</td><td>0-0</td><td>0-0</td><td>0</td><td>4</td><td>4</td><td>1</td><td>20</td></tr> <tr><td>Paige</td><td>5-9</td><td>1-5</td><td>2-2</td><td>7</td><td>13</td><td>4</td><td>3</td><td>33</td></tr> <tr><td>Berry</td><td>0-0</td><td>0-0</td><td>0-0</td><td>0</td><td>0</td><td>0</td><td>0</td><td>10</td></tr> <tr><td>Meeks</td><td>2-5</td><td>0-0</td><td>0-0</td><td>2</td><td>4</td><td>0</td><td>1</td><td>12</td></tr> <tr><td>Tokoto</td><td>1-4</td><td>0-0</td><td>7-8</td><td>5</td><td>9</td><td>5</td><td>0</td><td>29</td></tr> <tr><td>Simmons</td><td>0-0</td><td>0-0</td><td>0-0</td><td>0</td><td>0</td><td>0</td><td>0</td><td>1</td></tr> <tr><td>James</td><td>0-1</td><td>0-0</td><td>0-0</td><td>0</td><td>0</td><td>0</td><td>0</td><td>4</td></tr> <tr><td>Totals</td><td>29-51</td><td>1-5</td><td>20-27</td><td>37</td><td>79</td><td>16</td><td>14</td><td>200</td></tr> </tbody> </table>		NAME	FG	3FG	FT	R	TP	A	TO	MIN	Johnson	9-14	0-0	2-2	10	20	0	2	34	Hicks	7-10	0-0	7-11	5	21	0	4	28	Jackson	3-6	0-0	2-4	6	8	3	3	29	Britt	2-2	0-0	0-0	0	4	4	1	20	Paige	5-9	1-5	2-2	7	13	4	3	33	Berry	0-0	0-0	0-0	0	0	0	0	10	Meeks	2-5	0-0	0-0	2	4	0	1	12	Tokoto	1-4	0-0	7-8	5	9	5	0	29	Simmons	0-0	0-0	0-0	0	0	0	0	1	James	0-1	0-0	0-0	0	0	0	0	4	Totals	29-51	1-5	20-27	37	79	16	14	200
NAME	FG	3FG	FT	R	TP	A	TO	MIN																																																																																																							
Johnson	9-14	0-0	2-2	10	20	0	2	34																																																																																																							
Hicks	7-10	0-0	7-11	5	21	0	4	28																																																																																																							
Jackson	3-6	0-0	2-4	6	8	3	3	29																																																																																																							
Britt	2-2	0-0	0-0	0	4	4	1	20																																																																																																							
Paige	5-9	1-5	2-2	7	13	4	3	33																																																																																																							
Berry	0-0	0-0	0-0	0	0	0	0	10																																																																																																							
Meeks	2-5	0-0	0-0	2	4	0	1	12																																																																																																							
Tokoto	1-4	0-0	7-8	5	9	5	0	29																																																																																																							
Simmons	0-0	0-0	0-0	0	0	0	0	1																																																																																																							
James	0-1	0-0	0-0	0	0	0	0	4																																																																																																							
Totals	29-51	1-5	20-27	37	79	16	14	200																																																																																																							
TURNING POINT		BOSTON COLLEGE 68																																																																																																													
With Boston College on top, 38-36, North Carolina made a 13-4 run early in the second half to build a 49-42 lead. The Tar Heels led the rest of the way.		<table border="1"> <thead> <tr> <th>NAME</th> <th>FG</th> <th>3FG</th> <th>FT</th> <th>R</th> <th>TP</th> <th>A</th> <th>TO</th> <th>MIN</th> </tr> </thead> <tbody> <tr><td>Brown</td><td>6-12</td><td>2-7</td><td>4-5</td><td>6</td><td>18</td><td>3</td><td>1</td><td>35</td></tr> <tr><td>Clifford</td><td>3-4</td><td>0-0</td><td>0-0</td><td>5</td><td>6</td><td>0</td><td>3</td><td>26</td></tr> <tr><td>Batten</td><td>1-6</td><td>0-2</td><td>1-3</td><td>3</td><td>3</td><td>3</td><td>0</td><td>32</td></tr> <tr><td>Hanlan</td><td>10-20</td><td>2-9</td><td>8-9</td><td>0</td><td>30</td><td>1</td><td>5</td><td>40</td></tr> <tr><td>Heckmann</td><td>3-10</td><td>1-4</td><td>0-0</td><td>3</td><td>7</td><td>2</td><td>0</td><td>33</td></tr> <tr><td>Owens</td><td>1-1</td><td>0-0</td><td>0-2</td><td>1</td><td>2</td><td>2</td><td>1</td><td>11</td></tr> <tr><td>Odio</td><td>0-1</td><td>0-1</td><td>0-0</td><td>0</td><td>2</td><td>1</td><td>1</td><td>15</td></tr> <tr><td>Cain Carney</td><td>1-2</td><td>0-0</td><td>0-0</td><td>1</td><td>2</td><td>0</td><td>0</td><td>8</td></tr> <tr><td>Totals</td><td>25-56</td><td>5-23</td><td>13-19</td><td>23</td><td>68</td><td>13</td><td>11</td><td>200</td></tr> </tbody> </table>		NAME	FG	3FG	FT	R	TP	A	TO	MIN	Brown	6-12	2-7	4-5	6	18	3	1	35	Clifford	3-4	0-0	0-0	5	6	0	3	26	Batten	1-6	0-2	1-3	3	3	3	0	32	Hanlan	10-20	2-9	8-9	0	30	1	5	40	Heckmann	3-10	1-4	0-0	3	7	2	0	33	Owens	1-1	0-0	0-2	1	2	2	1	11	Odio	0-1	0-1	0-0	0	2	1	1	15	Cain Carney	1-2	0-0	0-0	1	2	0	0	8	Totals	25-56	5-23	13-19	23	68	13	11	200																		
NAME	FG	3FG	FT	R	TP	A	TO	MIN																																																																																																							
Brown	6-12	2-7	4-5	6	18	3	1	35																																																																																																							
Clifford	3-4	0-0	0-0	5	6	0	3	26																																																																																																							
Batten	1-6	0-2	1-3	3	3	3	0	32																																																																																																							
Hanlan	10-20	2-9	8-9	0	30	1	5	40																																																																																																							
Heckmann	3-10	1-4	0-0	3	7	2	0	33																																																																																																							
Owens	1-1	0-0	0-2	1	2	2	1	11																																																																																																							
Odio	0-1	0-1	0-0	0	2	1	1	15																																																																																																							
Cain Carney	1-2	0-0	0-0	1	2	0	0	8																																																																																																							
Totals	25-56	5-23	13-19	23	68	13	11	200																																																																																																							
HOW IT HAPPENED																																																																																																															
<ul style="list-style-type: none"> A Brown 3-pointer and an and-one conversion by Hanlan broke a tie and gave the Eagles a 23-17 lead with 7:51 left in the first half. The Tar Heels responded with nine unanswered points to take a 26-23 lead. The teams would go into the half tied, 36-36. North Carolina made a 13-4 run early in the second half to build a 49-42 lead. UNC was ahead, 69-57, before Boston College scored seven unanswered points to cut the lead to five points. The Tar Heels maintained that lead at 73-68 with 2:29 remaining and then rattled off six unanswered to seal the win. 																																																																																																															

GAME 23	SCORING	1st	2nd	-	Final
	Syracuse	28	48	-	70
	Boston College	24	32	-	56
February 11, 2015 Conte Forum Chestnut Hill, MA					

GAME SUMMARY		BOX SCORE																																																																																																													
BC HIGHLIGHTS		SYRACUSE 70																																																																																																													
<ul style="list-style-type: none"> Graduate student Aaron Brown scored a team-high 19 points on 7-for-14 shooting while adding four rebounds. Junior Olivier Hanlan recorded 16 points, four rebounds and four assists. 		<table border="1"> <thead> <tr> <th>NAME</th> <th>FG</th> <th>3FG</th> <th>FT</th> <th>R</th> <th>TP</th> <th>A</th> <th>TO</th> <th>MIN</th> </tr> </thead> <tbody> <tr><td>Roberson</td><td>0-2</td><td>0-0</td><td>1-2</td><td>4</td><td>1</td><td>0</td><td>1</td><td>11</td></tr> <tr><td>Christmas</td><td>3-8</td><td>0-0</td><td>1-1</td><td>10</td><td>7</td><td>2</td><td>5</td><td>40</td></tr> <tr><td>Gbinije</td><td>8-11</td><td>2-3</td><td>3-4</td><td>7</td><td>21</td><td>4</td><td>3</td><td>38</td></tr> <tr><td>Cooney</td><td>4-11</td><td>3-8</td><td>4-4</td><td>3</td><td>15</td><td>2</td><td>0</td><td>40</td></tr> <tr><td>Joseph</td><td>7-7</td><td>0-0</td><td>0-0</td><td>2</td><td>14</td><td>4</td><td>2</td><td>32</td></tr> <tr><td>Johnson</td><td>4-13</td><td>4-12</td><td>0-0</td><td>4</td><td>12</td><td>0</td><td>1</td><td>34</td></tr> <tr><td>Patterson</td><td>0-1</td><td>0-0</td><td>0-0</td><td>0</td><td>0</td><td>0</td><td>1</td><td>5</td></tr> <tr><td>Totals</td><td>26-53</td><td>9-23</td><td>9-11</td><td>33</td><td>70</td><td>12</td><td>13</td><td>200</td></tr> </tbody> </table>		NAME	FG	3FG	FT	R	TP	A	TO	MIN	Roberson	0-2	0-0	1-2	4	1	0	1	11	Christmas	3-8	0-0	1-1	10	7	2	5	40	Gbinije	8-11	2-3	3-4	7	21	4	3	38	Cooney	4-11	3-8	4-4	3	15	2	0	40	Joseph	7-7	0-0	0-0	2	14	4	2	32	Johnson	4-13	4-12	0-0	4	12	0	1	34	Patterson	0-1	0-0	0-0	0	0	0	1	5	Totals	26-53	9-23	9-11	33	70	12	13	200																											
NAME	FG	3FG	FT	R	TP	A	TO	MIN																																																																																																							
Roberson	0-2	0-0	1-2	4	1	0	1	11																																																																																																							
Christmas	3-8	0-0	1-1	10	7	2	5	40																																																																																																							
Gbinije	8-11	2-3	3-4	7	21	4	3	38																																																																																																							
Cooney	4-11	3-8	4-4	3	15	2	0	40																																																																																																							
Joseph	7-7	0-0	0-0	2	14	4	2	32																																																																																																							
Johnson	4-13	4-12	0-0	4	12	0	1	34																																																																																																							
Patterson	0-1	0-0	0-0	0	0	0	1	5																																																																																																							
Totals	26-53	9-23	9-11	33	70	12	13	200																																																																																																							
TURNING POINT		BOSTON COLLEGE 56																																																																																																													
Syracuse went on a 13-2 run after being up six points to build a 67-50 lead with 3:36 left in the game.		<table border="1"> <thead> <tr> <th>NAME</th> <th>FG</th> <th>3FG</th> <th>FT</th> <th>R</th> <th>TP</th> <th>A</th> <th>TO</th> <th>MIN</th> </tr> </thead> <tbody> <tr><td>Brown</td><td>7-14</td><td>3-7</td><td>2-2</td><td>4</td><td>19</td><td>2</td><td>2</td><td>38</td></tr> <tr><td>Clifford</td><td>3-9</td><td>0-0</td><td>0-0</td><td>5</td><td>6</td><td>1</td><td>3</td><td>34</td></tr> <tr><td>Batten</td><td>1-3</td><td>0-2</td><td>2-2</td><td>1</td><td>4</td><td>2</td><td>2</td><td>22</td></tr> <tr><td>Hanlan</td><td>6-13</td><td>2-5</td><td>2-2</td><td>4</td><td>16</td><td>4</td><td>1</td><td>39</td></tr> <tr><td>Heckmann</td><td>3-5</td><td>1-3</td><td>0-0</td><td>3</td><td>7</td><td>6</td><td>3</td><td>33</td></tr> <tr><td>Owens</td><td>1-1</td><td>0-0</td><td>0-0</td><td>1</td><td>2</td><td>0</td><td>0</td><td>19</td></tr> <tr><td>Odio</td><td>0-1</td><td>0-0</td><td>0-0</td><td>0</td><td>0</td><td>0</td><td>1</td><td>5</td></tr> <tr><td>Magarity</td><td>0-2</td><td>0-0</td><td>2-2</td><td>1</td><td>2</td><td>0</td><td>0</td><td>6</td></tr> <tr><td>Cain Carney</td><td>0-0</td><td>0-0</td><td>0-0</td><td>1</td><td>0</td><td>0</td><td>0</td><td>2</td></tr> <tr><td>Dragicevich</td><td>0-1</td><td>0-1</td><td>0-0</td><td>0</td><td>0</td><td>0</td><td>1</td><td>2</td></tr> <tr><td>Totals</td><td>21-49</td><td>6-18</td><td>8-8</td><td>23</td><td>56</td><td>15</td><td>13</td><td>200</td></tr> </tbody> </table>		NAME	FG	3FG	FT	R	TP	A	TO	MIN	Brown	7-14	3-7	2-2	4	19	2	2	38	Clifford	3-9	0-0	0-0	5	6	1	3	34	Batten	1-3	0-2	2-2	1	4	2	2	22	Hanlan	6-13	2-5	2-2	4	16	4	1	39	Heckmann	3-5	1-3	0-0	3	7	6	3	33	Owens	1-1	0-0	0-0	1	2	0	0	19	Odio	0-1	0-0	0-0	0	0	0	1	5	Magarity	0-2	0-0	2-2	1	2	0	0	6	Cain Carney	0-0	0-0	0-0	1	0	0	0	2	Dragicevich	0-1	0-1	0-0	0	0	0	1	2	Totals	21-49	6-18	8-8	23	56	15	13	200
NAME	FG	3FG	FT	R	TP	A	TO	MIN																																																																																																							
Brown	7-14	3-7	2-2	4	19	2	2	38																																																																																																							
Clifford	3-9	0-0	0-0	5	6	1	3	34																																																																																																							
Batten	1-3	0-2	2-2	1	4	2	2	22																																																																																																							
Hanlan	6-13	2-5	2-2	4	16	4	1	39																																																																																																							
Heckmann	3-5	1-3	0-0	3	7	6	3	33																																																																																																							
Owens	1-1	0-0	0-0	1	2	0	0	19																																																																																																							
Odio	0-1	0-0	0-0	0	0	0	1	5																																																																																																							
Magarity	0-2	0-0	2-2	1	2	0	0	6																																																																																																							
Cain Carney	0-0	0-0	0-0	1	0	0	0	2																																																																																																							
Dragicevich	0-1	0-1	0-0	0	0	0	1	2																																																																																																							
Totals	21-49	6-18	8-8	23	56	15	13	200																																																																																																							
HOW IT HAPPENED																																																																																																															
<ul style="list-style-type: none"> Boston College held an early 8-5 lead before Syracuse went on a 13-3 run over a span of seven minutes to take an 18-11 lead near the midway point of the half. The Orange held a 23-15 lead and then BC scored six unanswered points to cut the deficit to two with 3:15 remaining. Syracuse went into halftime with a 28-24 lead. The Orange maintained a 54-48 lead and then went on a 13-2 run over a 4:09 span to build its lead to 67-50 with 3:36 left in the game. 																																																																																																															

GAME 24	SCORING	1st	2nd	OT	2OT	-	Final
	Miami	28	38	19	13	-	89
	Boston College	30	36	10	10	-	86
February 15, 2015 Conte Forum Chestnut Hill, MA							

GAME SUMMARY		BOX SCORE																																																																																																																						
BC HIGHLIGHTS		MIAMI 89																																																																																																																						
<ul style="list-style-type: none"> Junior Olivier Hanlan scored a season-high 32 points while adding eight rebounds and four assists. He only had one turnover in 49 minutes of play. Senior Patrick Heckmann recorded 13 points, eight rebounds and six assists. Sophomore Will Magarity matched a career high with 10 points. 		<table border="1"> <thead> <tr> <th>NAME</th> <th>FG</th> <th>3FG</th> <th>FT</th> <th>R</th> <th>TP</th> <th>A</th> <th>TO</th> <th>MIN</th> </tr> </thead> <tbody> <tr><td>Jekiri</td><td>2-9</td><td>0-0</td><td>8-10</td><td>15</td><td>12</td><td>0</td><td>4</td><td>47</td></tr> <tr><td>Reed</td><td>6-10</td><td>3-4</td><td>4-6</td><td>6</td><td>19</td><td>3</td><td>1</td><td>45</td></tr> <tr><td>McClellan</td><td>8-15</td><td>4-7</td><td>4-4</td><td>4</td><td>24</td><td>3</td><td>0</td><td>48</td></tr> <tr><td>Palmer</td><td>0-4</td><td>0-3</td><td>2-2</td><td>3</td><td>2</td><td>0</td><td>1</td><td>24</td></tr> <tr><td>Rodriguez</td><td>2-6</td><td>0-1</td><td>2-2</td><td>1</td><td>6</td><td>6</td><td>3</td><td>26</td></tr> <tr><td>Newton</td><td>0-1</td><td>0-0</td><td>0-0</td><td>0</td><td>0</td><td>0</td><td>0</td><td>2</td></tr> <tr><td>Burnett</td><td>3-5</td><td>2-4</td><td>5-7</td><td>3</td><td>13</td><td>1</td><td>2</td><td>18</td></tr> <tr><td>Thomas</td><td>0-1</td><td>0-0</td><td>0-0</td><td>1</td><td>0</td><td>0</td><td>0</td><td>5</td></tr> <tr><td>Lecomte</td><td>2-5</td><td>1-4</td><td>5-6</td><td>2</td><td>10</td><td>1</td><td>0</td><td>31</td></tr> <tr><td>Sherman</td><td>1-1</td><td>1-1</td><td>0-0</td><td>0</td><td>3</td><td>0</td><td>0</td><td>4</td></tr> <tr><td>Totals</td><td>24-57</td><td>11-24</td><td>30-37</td><td>37</td><td>89</td><td>14</td><td>11</td><td>250</td></tr> </tbody> </table>		NAME	FG	3FG	FT	R	TP	A	TO	MIN	Jekiri	2-9	0-0	8-10	15	12	0	4	47	Reed	6-10	3-4	4-6	6	19	3	1	45	McClellan	8-15	4-7	4-4	4	24	3	0	48	Palmer	0-4	0-3	2-2	3	2	0	1	24	Rodriguez	2-6	0-1	2-2	1	6	6	3	26	Newton	0-1	0-0	0-0	0	0	0	0	2	Burnett	3-5	2-4	5-7	3	13	1	2	18	Thomas	0-1	0-0	0-0	1	0	0	0	5	Lecomte	2-5	1-4	5-6	2	10	1	0	31	Sherman	1-1	1-1	0-0	0	3	0	0	4	Totals	24-57	11-24	30-37	37	89	14	11	250									
NAME	FG	3FG	FT	R	TP	A	TO	MIN																																																																																																																
Jekiri	2-9	0-0	8-10	15	12	0	4	47																																																																																																																
Reed	6-10	3-4	4-6	6	19	3	1	45																																																																																																																
McClellan	8-15	4-7	4-4	4	24	3	0	48																																																																																																																
Palmer	0-4	0-3	2-2	3	2	0	1	24																																																																																																																
Rodriguez	2-6	0-1	2-2	1	6	6	3	26																																																																																																																
Newton	0-1	0-0	0-0	0	0	0	0	2																																																																																																																
Burnett	3-5	2-4	5-7	3	13	1	2	18																																																																																																																
Thomas	0-1	0-0	0-0	1	0	0	0	5																																																																																																																
Lecomte	2-5	1-4	5-6	2	10	1	0	31																																																																																																																
Sherman	1-1	1-1	0-0	0	3	0	0	4																																																																																																																
Totals	24-57	11-24	30-37	37	89	14	11	250																																																																																																																
TURNING POINT		BOSTON COLLEGE 86																																																																																																																						
With the game tied, 82-82, in the second overtime, Miami scored the next five points to build an 87-82 lead with 23 seconds left.		<table border="1"> <thead> <tr> <th>NAME</th> <th>FG</th> <th>3FG</th> <th>FT</th> <th>R</th> <th>TP</th> <th>A</th> <th>TO</th> <th>MIN</th> </tr> </thead> <tbody> <tr><td>Brown</td><td>2-9</td><td>0-4</td><td>6-8</td><td>3</td><td>10</td><td>4</td><td>1</td><td>43</td></tr> <tr><td>Clifford</td><td>3-7</td><td>0-0</td><td>4-5</td><td>4</td><td>10</td><td>1</td><td>1</td><td>28</td></tr> <tr><td>Batten</td><td>2-7</td><td>0-1</td><td>3-4</td><td>3</td><td>7</td><td>3</td><td>3</td><td>30</td></tr> <tr><td>Hanlan</td><td>13-26</td><td>5-12</td><td>1-2</td><td>8</td><td>32</td><td>4</td><td>1</td><td>49</td></tr> <tr><td>Heckmann</td><td>4-7</td><td>1-2</td><td>4-4</td><td>8</td><td>13</td><td>6</td><td>3</td><td>47</td></tr> <tr><td>Owens</td><td>2-3</td><td>0-0</td><td>0-0</td><td>2</td><td>4</td><td>1</td><td>0</td><td>26</td></tr> <tr><td>Odio</td><td>0-0</td><td>0-0</td><td>0-0</td><td>0</td><td>0</td><td>0</td><td>0</td><td>4</td></tr> <tr><td>Perpiglia</td><td>0-0</td><td>0-0</td><td>0-0</td><td>0</td><td>0</td><td>0</td><td>0</td><td>1</td></tr> <tr><td>Magarity</td><td>4-7</td><td>2-5</td><td>0-1</td><td>3</td><td>10</td><td>0</td><td>1</td><td>18</td></tr> <tr><td>Cain Carney</td><td>0-0</td><td>0-0</td><td>0-0</td><td>0</td><td>0</td><td>0</td><td>0</td><td>2</td></tr> <tr><td>Dragicevich</td><td>0-0</td><td>0-0</td><td>0-0</td><td>0</td><td>0</td><td>0</td><td>0</td><td>2</td></tr> <tr><td>Totals</td><td>30-66</td><td>8-24</td><td>18-24</td><td>36</td><td>86</td><td>19</td><td>11</td><td>250</td></tr> </tbody> </table>		NAME	FG	3FG	FT	R	TP	A	TO	MIN	Brown	2-9	0-4	6-8	3	10	4	1	43	Clifford	3-7	0-0	4-5	4	10	1	1	28	Batten	2-7	0-1	3-4	3	7	3	3	30	Hanlan	13-26	5-12	1-2	8	32	4	1	49	Heckmann	4-7	1-2	4-4	8	13	6	3	47	Owens	2-3	0-0	0-0	2	4	1	0	26	Odio	0-0	0-0	0-0	0	0	0	0	4	Perpiglia	0-0	0-0	0-0	0	0	0	0	1	Magarity	4-7	2-5	0-1	3	10	0	1	18	Cain Carney	0-0	0-0	0-0	0	0	0	0	2	Dragicevich	0-0	0-0	0-0	0	0	0	0	2	Totals	30-66	8-24	18-24	36	86	19	11	250
NAME	FG	3FG	FT	R	TP	A	TO	MIN																																																																																																																
Brown	2-9	0-4	6-8	3	10	4	1	43																																																																																																																
Clifford	3-7	0-0	4-5	4	10	1	1	28																																																																																																																
Batten	2-7	0-1	3-4	3	7	3	3	30																																																																																																																
Hanlan	13-26	5-12	1-2	8	32	4	1	49																																																																																																																
Heckmann	4-7	1-2	4-4	8	13	6	3	47																																																																																																																
Owens	2-3	0-0	0-0	2	4	1	0	26																																																																																																																
Odio	0-0	0-0	0-0	0	0	0	0	4																																																																																																																
Perpiglia	0-0	0-0	0-0	0	0	0	0	1																																																																																																																
Magarity	4-7	2-5	0-1	3	10	0	1	18																																																																																																																
Cain Carney	0-0	0-0	0-0	0	0	0	0	2																																																																																																																
Dragicevich	0-0	0-0	0-0	0	0	0	0	2																																																																																																																
Totals	30-66	8-24	18-24	36	86	19	11	250																																																																																																																
HOW IT HAPPENED																																																																																																																								
<ul style="list-style-type: none"> Boston College scored seven unanswered points to build a 54-47 lead with 8:27 to play in regulation. The Hurricanes responded with a 7-1 run to pull within a point. Brown hit a pair of free throws with 40 seconds left which tied the game at 66-66 and sent the game to overtime. BC held a 75-71 lead with 25 seconds left in the first overtime, but Miami battled back to force a second overtime. The game was tied, 82-82, with 2:03 left in the second OT, then Miami scored the next five points to seal the win. 																																																																																																																								

GAME 25	SCORING	1st	2nd	-	Final
	Boston College	32	28	-	60
	Florida State	27	42	-	69
February 18, 2015 Tucker Center Tallahassee, FL					

GAME SUMMARY	BOX SCORE																																																																																																												
BC HIGHLIGHTS	BOSTON COLLEGE 60																																																																																																												
<ul style="list-style-type: none"> Junior Olivier Hanlan scored 32 points on 12-for-22 shooting. He was also 6-for-7 from the foul line. Graduate student Aaron Brown added 15 points. Senior Patrick Heckmann had seven rebounds and seven assists. 	<table border="1"> <thead> <tr> <th>NAME</th> <th>FG</th> <th>3FG</th> <th>FT</th> <th>R</th> <th>TP</th> <th>A</th> <th>TO</th> <th>MIN</th> </tr> </thead> <tbody> <tr><td>Owens</td><td>2-3</td><td>0-0</td><td>3-5</td><td>5</td><td>7</td><td>2</td><td>4</td><td>32</td></tr> <tr><td>Clifford</td><td>1-4</td><td>0-1</td><td>0-0</td><td>5</td><td>2</td><td>0</td><td>1</td><td>25</td></tr> <tr><td>Hanlan</td><td>12-22</td><td>2-7</td><td>6-7</td><td>3</td><td>32</td><td>1</td><td>3</td><td>40</td></tr> <tr><td>Brown</td><td>6-14</td><td>1-4</td><td>2-3</td><td>1</td><td>15</td><td>2</td><td>2</td><td>38</td></tr> <tr><td>Heckmann</td><td>1-3</td><td>0-1</td><td>0-1</td><td>7</td><td>2</td><td>7</td><td>0</td><td>35</td></tr> <tr><td>Batten</td><td>1-3</td><td>0-1</td><td>0-0</td><td>1</td><td>2</td><td>0</td><td>0</td><td>11</td></tr> <tr><td>Odio</td><td>0-1</td><td>0-0</td><td>0-0</td><td>3</td><td>0</td><td>0</td><td>2</td><td>6</td></tr> <tr><td>Cain Carney</td><td>0-0</td><td>0-0</td><td>0-0</td><td>0</td><td>0</td><td>0</td><td>1</td><td>13</td></tr> <tr><td>Totals</td><td>23-50</td><td>3-14</td><td>11-16</td><td>26</td><td>60</td><td>12</td><td>13</td><td>200</td></tr> </tbody> </table>	NAME	FG	3FG	FT	R	TP	A	TO	MIN	Owens	2-3	0-0	3-5	5	7	2	4	32	Clifford	1-4	0-1	0-0	5	2	0	1	25	Hanlan	12-22	2-7	6-7	3	32	1	3	40	Brown	6-14	1-4	2-3	1	15	2	2	38	Heckmann	1-3	0-1	0-1	7	2	7	0	35	Batten	1-3	0-1	0-0	1	2	0	0	11	Odio	0-1	0-0	0-0	3	0	0	2	6	Cain Carney	0-0	0-0	0-0	0	0	0	1	13	Totals	23-50	3-14	11-16	26	60	12	13	200																		
NAME	FG	3FG	FT	R	TP	A	TO	MIN																																																																																																					
Owens	2-3	0-0	3-5	5	7	2	4	32																																																																																																					
Clifford	1-4	0-1	0-0	5	2	0	1	25																																																																																																					
Hanlan	12-22	2-7	6-7	3	32	1	3	40																																																																																																					
Brown	6-14	1-4	2-3	1	15	2	2	38																																																																																																					
Heckmann	1-3	0-1	0-1	7	2	7	0	35																																																																																																					
Batten	1-3	0-1	0-0	1	2	0	0	11																																																																																																					
Odio	0-1	0-0	0-0	3	0	0	2	6																																																																																																					
Cain Carney	0-0	0-0	0-0	0	0	0	1	13																																																																																																					
Totals	23-50	3-14	11-16	26	60	12	13	200																																																																																																					
TURNING POINT	FLORIDA STATE 69																																																																																																												
Florida State went on a 12-2 run to take a 57-50 lead with 4:50 left in the game.	<table border="1"> <thead> <tr> <th>NAME</th> <th>FG</th> <th>3FG</th> <th>FT</th> <th>R</th> <th>TP</th> <th>A</th> <th>TO</th> <th>MIN</th> </tr> </thead> <tbody> <tr><td>Cofer</td><td>4-9</td><td>0-0</td><td>5-7</td><td>9</td><td>13</td><td>0</td><td>1</td><td>27</td></tr> <tr><td>Ojo</td><td>0-2</td><td>0-0</td><td>2-2</td><td>4</td><td>2</td><td>1</td><td>1</td><td>12</td></tr> <tr><td>Bookert</td><td>6-7</td><td>4-5</td><td>2-4</td><td>3</td><td>18</td><td>2</td><td>2</td><td>39</td></tr> <tr><td>Rathin-Mayes</td><td>3-14</td><td>1-4</td><td>6-8</td><td>1</td><td>13</td><td>5</td><td>3</td><td>38</td></tr> <tr><td>Brandon</td><td>4-6</td><td>0-0</td><td>1-3</td><td>9</td><td>9</td><td>4</td><td>5</td><td>33</td></tr> <tr><td>Smith</td><td>2-3</td><td>1-1</td><td>0-0</td><td>0</td><td>5</td><td>0</td><td>0</td><td>9</td></tr> <tr><td>Turpin</td><td>0-0</td><td>0-0</td><td>0-0</td><td>0</td><td>0</td><td>0</td><td>1</td><td>2</td></tr> <tr><td>Bojanovsky</td><td>0-1</td><td>0-0</td><td>2-2</td><td>2</td><td>2</td><td>1</td><td>2</td><td>23</td></tr> <tr><td>Berwick</td><td>2-2</td><td>2-2</td><td>1-2</td><td>2</td><td>7</td><td>1</td><td>0</td><td>14</td></tr> <tr><td>Allen</td><td>0-0</td><td>0-0</td><td>0-0</td><td>1</td><td>0</td><td>0</td><td>0</td><td>3</td></tr> <tr><td>Totals</td><td>21-44</td><td>8-12</td><td>19-30</td><td>32</td><td>69</td><td>14</td><td>15</td><td>200</td></tr> </tbody> </table>	NAME	FG	3FG	FT	R	TP	A	TO	MIN	Cofer	4-9	0-0	5-7	9	13	0	1	27	Ojo	0-2	0-0	2-2	4	2	1	1	12	Bookert	6-7	4-5	2-4	3	18	2	2	39	Rathin-Mayes	3-14	1-4	6-8	1	13	5	3	38	Brandon	4-6	0-0	1-3	9	9	4	5	33	Smith	2-3	1-1	0-0	0	5	0	0	9	Turpin	0-0	0-0	0-0	0	0	0	1	2	Bojanovsky	0-1	0-0	2-2	2	2	1	2	23	Berwick	2-2	2-2	1-2	2	7	1	0	14	Allen	0-0	0-0	0-0	1	0	0	0	3	Totals	21-44	8-12	19-30	32	69	14	15	200
NAME	FG	3FG	FT	R	TP	A	TO	MIN																																																																																																					
Cofer	4-9	0-0	5-7	9	13	0	1	27																																																																																																					
Ojo	0-2	0-0	2-2	4	2	1	1	12																																																																																																					
Bookert	6-7	4-5	2-4	3	18	2	2	39																																																																																																					
Rathin-Mayes	3-14	1-4	6-8	1	13	5	3	38																																																																																																					
Brandon	4-6	0-0	1-3	9	9	4	5	33																																																																																																					
Smith	2-3	1-1	0-0	0	5	0	0	9																																																																																																					
Turpin	0-0	0-0	0-0	0	0	0	1	2																																																																																																					
Bojanovsky	0-1	0-0	2-2	2	2	1	2	23																																																																																																					
Berwick	2-2	2-2	1-2	2	7	1	0	14																																																																																																					
Allen	0-0	0-0	0-0	1	0	0	0	3																																																																																																					
Totals	21-44	8-12	19-30	32	69	14	15	200																																																																																																					
HOW IT HAPPENED																																																																																																													
<ul style="list-style-type: none"> Boston College started the game on an 11-2 run with Hanlan scoring the first seven points and 11 of the first 13 overall. The BC lead was 13-8 before the Eagles rattled off six unanswered points to build a 19-8 lead. Florida State went on a 12-0 run over 4:03 to take a 25-23 lead with 3:51 left in the half. BC would take a 32-27 lead into the locker room. With the Eagles on top, 36-30, Florida State went on a 13-3 run to take a 43-39 lead with 13:27 remaining. Boston College fought right back with seven unanswered to regain a 46-43 lead. The Seminoles made a decisive 12-2 run that lasted nearly six minutes to build a 57-50 lead with 4:50 left. 																																																																																																													

GAME 26	SCORING	1st	2nd	-	Final
	#10/10 Notre Dame	37	50	-	87
	Boston College	32	38	-	70
February 21, 2015 Conte Forum Chestnut Hill, MA					

GAME SUMMARY	BOX SCORE																																																																																																																														
BC HIGHLIGHTS	NOTRE DAME 87																																																																																																																														
<ul style="list-style-type: none"> Graduate student Aaron Brown led all scorers with 22 points and added three assists. Junior Dennis Clifford recorded 17 points, six rebounds and four assists. Junior Olivier Hanlan scored 19 points while adding four rebounds. 	<table border="1"> <thead> <tr> <th>NAME</th> <th>FG</th> <th>3FG</th> <th>FT</th> <th>R</th> <th>TP</th> <th>A</th> <th>TO</th> <th>MIN</th> </tr> </thead> <tbody> <tr><td>Connaughton</td><td>3-7</td><td>2-5</td><td>0-0</td><td>4</td><td>8</td><td>1</td><td>0</td><td>31</td></tr> <tr><td>Auguste</td><td>6-10</td><td>0-0</td><td>2-2</td><td>7</td><td>14</td><td>1</td><td>4</td><td>24</td></tr> <tr><td>Jackson</td><td>5-6</td><td>1-2</td><td>4-4</td><td>1</td><td>15</td><td>3</td><td>0</td><td>35</td></tr> <tr><td>Grant</td><td>5-7</td><td>0-1</td><td>0-0</td><td>5</td><td>10</td><td>11</td><td>2</td><td>37</td></tr> <tr><td>Vasturia</td><td>3-6</td><td>2-3</td><td>2-2</td><td>3</td><td>10</td><td>2</td><td>1</td><td>35</td></tr> <tr><td>Torres</td><td>0-0</td><td>0-0</td><td>0-0</td><td>0</td><td>0</td><td>0</td><td>0</td><td>1</td></tr> <tr><td>Beachem</td><td>4-7</td><td>2-2</td><td>0-0</td><td>1</td><td>10</td><td>1</td><td>1</td><td>16</td></tr> <tr><td>Farrell</td><td>0-0</td><td>0-0</td><td>2-2</td><td>0</td><td>2</td><td>0</td><td>0</td><td>2</td></tr> <tr><td>Katenda</td><td>1-1</td><td>0-0</td><td>0-0</td><td>0</td><td>2</td><td>0</td><td>0</td><td>1</td></tr> <tr><td>Burgett</td><td>0-0</td><td>0-0</td><td>0-0</td><td>0</td><td>0</td><td>0</td><td>1</td><td>2</td></tr> <tr><td>Geben</td><td>0-0</td><td>0-0</td><td>0-0</td><td>1</td><td>0</td><td>0</td><td>0</td><td>2</td></tr> <tr><td>Colson</td><td>8-9</td><td>0-0</td><td>2-2</td><td>6</td><td>16</td><td>0</td><td>0</td><td>14</td></tr> <tr><td>Totals</td><td>35-53</td><td>7-13</td><td>10-12</td><td>29</td><td>87</td><td>19</td><td>9</td><td>200</td></tr> </tbody> </table>	NAME	FG	3FG	FT	R	TP	A	TO	MIN	Connaughton	3-7	2-5	0-0	4	8	1	0	31	Auguste	6-10	0-0	2-2	7	14	1	4	24	Jackson	5-6	1-2	4-4	1	15	3	0	35	Grant	5-7	0-1	0-0	5	10	11	2	37	Vasturia	3-6	2-3	2-2	3	10	2	1	35	Torres	0-0	0-0	0-0	0	0	0	0	1	Beachem	4-7	2-2	0-0	1	10	1	1	16	Farrell	0-0	0-0	2-2	0	2	0	0	2	Katenda	1-1	0-0	0-0	0	2	0	0	1	Burgett	0-0	0-0	0-0	0	0	0	1	2	Geben	0-0	0-0	0-0	1	0	0	0	2	Colson	8-9	0-0	2-2	6	16	0	0	14	Totals	35-53	7-13	10-12	29	87	19	9	200
NAME	FG	3FG	FT	R	TP	A	TO	MIN																																																																																																																							
Connaughton	3-7	2-5	0-0	4	8	1	0	31																																																																																																																							
Auguste	6-10	0-0	2-2	7	14	1	4	24																																																																																																																							
Jackson	5-6	1-2	4-4	1	15	3	0	35																																																																																																																							
Grant	5-7	0-1	0-0	5	10	11	2	37																																																																																																																							
Vasturia	3-6	2-3	2-2	3	10	2	1	35																																																																																																																							
Torres	0-0	0-0	0-0	0	0	0	0	1																																																																																																																							
Beachem	4-7	2-2	0-0	1	10	1	1	16																																																																																																																							
Farrell	0-0	0-0	2-2	0	2	0	0	2																																																																																																																							
Katenda	1-1	0-0	0-0	0	2	0	0	1																																																																																																																							
Burgett	0-0	0-0	0-0	0	0	0	1	2																																																																																																																							
Geben	0-0	0-0	0-0	1	0	0	0	2																																																																																																																							
Colson	8-9	0-0	2-2	6	16	0	0	14																																																																																																																							
Totals	35-53	7-13	10-12	29	87	19	9	200																																																																																																																							
TURNING POINT	BOSTON COLLEGE 70																																																																																																																														
Notre Dame went on a 17-7 run in the second half to build its lead to 62-48 with 10:12 remaining.	<table border="1"> <thead> <tr> <th>NAME</th> <th>FG</th> <th>3FG</th> <th>FT</th> <th>R</th> <th>TP</th> <th>A</th> <th>TO</th> <th>MIN</th> </tr> </thead> <tbody> <tr><td>Owens</td><td>1-2</td><td>0-0</td><td>0-0</td><td>1</td><td>2</td><td>1</td><td>3</td><td>20</td></tr> <tr><td>Brown</td><td>9-21</td><td>1-6</td><td>3-4</td><td>2</td><td>22</td><td>3</td><td>2</td><td>38</td></tr> <tr><td>Hanlan</td><td>7-13</td><td>4-5</td><td>1-2</td><td>2</td><td>19</td><td>4</td><td>0</td><td>38</td></tr> <tr><td>Clifford</td><td>7-10</td><td>0-1</td><td>3-3</td><td>6</td><td>17</td><td>4</td><td>0</td><td>33</td></tr> <tr><td>Heckmann</td><td>2-4</td><td>1-3</td><td>0-0</td><td>1</td><td>5</td><td>1</td><td>1</td><td>29</td></tr> <tr><td>Batten</td><td>2-5</td><td>1-4</td><td>0-0</td><td>1</td><td>5</td><td>1</td><td>1</td><td>21</td></tr> <tr><td>Odio</td><td>0-2</td><td>0-1</td><td>0-0</td><td>3</td><td>0</td><td>1</td><td>0</td><td>12</td></tr> <tr><td>Perpiglia</td><td>0-0</td><td>0-0</td><td>0-0</td><td>0</td><td>0</td><td>0</td><td>1</td><td>2</td></tr> <tr><td>Cain Carney</td><td>0-0</td><td>0-0</td><td>0-0</td><td>2</td><td>0</td><td>0</td><td>1</td><td>4</td></tr> <tr><td>Dragicevich</td><td>0-0</td><td>0-0</td><td>0-0</td><td>0</td><td>0</td><td>0</td><td>0</td><td>3</td></tr> <tr><td>Totals</td><td>28-57</td><td>7-20</td><td>7-9</td><td>20</td><td>70</td><td>15</td><td>9</td><td>200</td></tr> </tbody> </table>	NAME	FG	3FG	FT	R	TP	A	TO	MIN	Owens	1-2	0-0	0-0	1	2	1	3	20	Brown	9-21	1-6	3-4	2	22	3	2	38	Hanlan	7-13	4-5	1-2	2	19	4	0	38	Clifford	7-10	0-1	3-3	6	17	4	0	33	Heckmann	2-4	1-3	0-0	1	5	1	1	29	Batten	2-5	1-4	0-0	1	5	1	1	21	Odio	0-2	0-1	0-0	3	0	1	0	12	Perpiglia	0-0	0-0	0-0	0	0	0	1	2	Cain Carney	0-0	0-0	0-0	2	0	0	1	4	Dragicevich	0-0	0-0	0-0	0	0	0	0	3	Totals	28-57	7-20	7-9	20	70	15	9	200																		
NAME	FG	3FG	FT	R	TP	A	TO	MIN																																																																																																																							
Owens	1-2	0-0	0-0	1	2	1	3	20																																																																																																																							
Brown	9-21	1-6	3-4	2	22	3	2	38																																																																																																																							
Hanlan	7-13	4-5	1-2	2	19	4	0	38																																																																																																																							
Clifford	7-10	0-1	3-3	6	17	4	0	33																																																																																																																							
Heckmann	2-4	1-3	0-0	1	5	1	1	29																																																																																																																							
Batten	2-5	1-4	0-0	1	5	1	1	21																																																																																																																							
Odio	0-2	0-1	0-0	3	0	1	0	12																																																																																																																							
Perpiglia	0-0	0-0	0-0	0	0	0	1	2																																																																																																																							
Cain Carney	0-0	0-0	0-0	2	0	0	1	4																																																																																																																							
Dragicevich	0-0	0-0	0-0	0	0	0	0	3																																																																																																																							
Totals	28-57	7-20	7-9	20	70	15	9	200																																																																																																																							
HOW IT HAPPENED																																																																																																																															
<ul style="list-style-type: none"> Notre Dame made the first run of the game when it scored nine unanswered points to take a 16-7 lead with 12:14 on the clock. Trailing by seven, Boston College went on a quick 8-2 run to cut its deficit to 26-25. Hanlan scored six of the points with a pair of 3-pointers. The Irish responded immediately with a 9-3 spurt that made it a 37-28 lead with 1:34 left in the half. Notre Dame held a 37-32 halftime lead. The Irish were ahead, 45-41, and then went on a 17-7 run to build their lead to 62-48 with 10:12 left in the game. The run lasted 5:14. The Eagles could not get it under double digits the rest of the way. 																																																																																																																															

GAME 27	SCORING	1st	2nd	-	Final
	Boston College	30	35	-	65
	Pittsburgh	35	36	-	71
February 24, 2015 Petersen Events Center Pittsburgh, PA					

GAME SUMMARY	BOX SCORE																																																																																																			
BC HIGHLIGHTS	BOSTON COLLEGE 65																																																																																																			
<ul style="list-style-type: none"> Junior Olivier Hanlan scored a season-high 39 points, his fourth 30-point game in his last six outings. He was 10-for-20 from the floor and a perfect 14-for-14 from the foul line. Graduate student Aaron Brown added 20 points, five assists and four rebounds. 	<table border="1"> <thead> <tr> <th>NAME</th> <th>FG</th> <th>3FG</th> <th>FT</th> <th>R</th> <th>TP</th> <th>A</th> <th>TO</th> <th>MIN</th> </tr> </thead> <tbody> <tr><td>Clifford</td><td>1-2</td><td>0-0</td><td>0-0</td><td>8</td><td>2</td><td>1</td><td>2</td><td>34</td></tr> <tr><td>Batten</td><td>1-1</td><td>0-0</td><td>0-3</td><td>3</td><td>2</td><td>4</td><td>0</td><td>23</td></tr> <tr><td>Hanlan</td><td>10-20</td><td>5-12</td><td>14-14</td><td>3</td><td>39</td><td>1</td><td>3</td><td>38</td></tr> <tr><td>Brown</td><td>7-13</td><td>3-8</td><td>3-5</td><td>4</td><td>20</td><td>5</td><td>6</td><td>37</td></tr> <tr><td>Heckmann</td><td>0-3</td><td>0-2</td><td>0-2</td><td>2</td><td>0</td><td>0</td><td>2</td><td>21</td></tr> <tr><td>Owens</td><td>1-3</td><td>0-0</td><td>0-0</td><td>2</td><td>2</td><td>0</td><td>1</td><td>16</td></tr> <tr><td>Odio</td><td>0-0</td><td>0-0</td><td>0-0</td><td>4</td><td>0</td><td>1</td><td>0</td><td>20</td></tr> <tr><td>Cain Carney</td><td>0-0</td><td>0-0</td><td>0-0</td><td>0</td><td>0</td><td>0</td><td>0</td><td>5</td></tr> <tr><td>Dragicevich</td><td>0-0</td><td>0-0</td><td>0-0</td><td>2</td><td>0</td><td>0</td><td>0</td><td>6</td></tr> <tr><td>Totals</td><td>20-42</td><td>8-22</td><td>17-24</td><td>29</td><td>65</td><td>12</td><td>14</td><td>200</td></tr> </tbody> </table>	NAME	FG	3FG	FT	R	TP	A	TO	MIN	Clifford	1-2	0-0	0-0	8	2	1	2	34	Batten	1-1	0-0	0-3	3	2	4	0	23	Hanlan	10-20	5-12	14-14	3	39	1	3	38	Brown	7-13	3-8	3-5	4	20	5	6	37	Heckmann	0-3	0-2	0-2	2	0	0	2	21	Owens	1-3	0-0	0-0	2	2	0	1	16	Odio	0-0	0-0	0-0	4	0	1	0	20	Cain Carney	0-0	0-0	0-0	0	0	0	0	5	Dragicevich	0-0	0-0	0-0	2	0	0	0	6	Totals	20-42	8-22	17-24	29	65	12	14	200
NAME	FG	3FG	FT	R	TP	A	TO	MIN																																																																																												
Clifford	1-2	0-0	0-0	8	2	1	2	34																																																																																												
Batten	1-1	0-0	0-3	3	2	4	0	23																																																																																												
Hanlan	10-20	5-12	14-14	3	39	1	3	38																																																																																												
Brown	7-13	3-8	3-5	4	20	5	6	37																																																																																												
Heckmann	0-3	0-2	0-2	2	0	0	2	21																																																																																												
Owens	1-3	0-0	0-0	2	2	0	1	16																																																																																												
Odio	0-0	0-0	0-0	4	0	1	0	20																																																																																												
Cain Carney	0-0	0-0	0-0	0	0	0	0	5																																																																																												
Dragicevich	0-0	0-0	0-0	2	0	0	0	6																																																																																												
Totals	20-42	8-22	17-24	29	65	12	14	200																																																																																												
TURNING POINT	PITTSBURGH 71																																																																																																			
A quick 9-4 run for Pittsburgh late in the second half gave the Panthers a 66-58 lead with 2:34 remaining.	<table border="1"> <thead> <tr> <th>NAME</th> <th>FG</th> <th>3FG</th> <th>FT</th> <th>R</th> <th>TP</th> <th>A</th> <th>TO</th> <th>MIN</th> </tr> </thead> <tbody> <tr><td>Artis</td><td>7-13</td><td>1-4</td><td>9-11</td><td>8</td><td>24</td><td>2</td><td>2</td><td>37</td></tr> <tr><td>Young</td><td>5-8</td><td>0-0</td><td>12-15</td><td>9</td><td>22</td><td>2</td><td>1</td><td>33</td></tr> <tr><td>Jeter</td><td>3-7</td><td>1-1</td><td>2-3</td><td>0</td><td>9</td><td>0</td><td>1</td><td>25</td></tr> <tr><td>Robinson</td><td>1-3</td><td>0-0</td><td>1-2</td><td>2</td><td>3</td><td>6</td><td>1</td><td>35</td></tr> <tr><td>Wright</td><td>5-9</td><td>0-1</td><td>0-0</td><td>1</td><td>10</td><td>1</td><td>2</td><td>26</td></tr> <tr><td>Randall</td><td>0-0</td><td>0-0</td><td>0-0</td><td>0</td><td>0</td><td>0</td><td>2</td><td>2</td></tr> <tr><td>Jones</td><td>1-6</td><td>1-4</td><td>0-2</td><td>4</td><td>3</td><td>3</td><td>1</td><td>26</td></tr> <tr><td>Newkirk</td><td>0-0</td><td>0-0</td><td>0-1</td><td>2</td><td>0</td><td>1</td><td>0</td><td>11</td></tr> <tr><td>Phillips-Nwankwo</td><td>0-1</td><td>0-0</td><td>0-0</td><td>1</td><td>0</td><td>0</td><td>0</td><td>5</td></tr> <tr><td>Totals</td><td>22-47</td><td>3-10</td><td>24-34</td><td>29</td><td>71</td><td>15</td><td>8</td><td>200</td></tr> </tbody> </table>	NAME	FG	3FG	FT	R	TP	A	TO	MIN	Artis	7-13	1-4	9-11	8	24	2	2	37	Young	5-8	0-0	12-15	9	22	2	1	33	Jeter	3-7	1-1	2-3	0	9	0	1	25	Robinson	1-3	0-0	1-2	2	3	6	1	35	Wright	5-9	0-1	0-0	1	10	1	2	26	Randall	0-0	0-0	0-0	0	0	0	2	2	Jones	1-6	1-4	0-2	4	3	3	1	26	Newkirk	0-0	0-0	0-1	2	0	1	0	11	Phillips-Nwankwo	0-1	0-0	0-0	1	0	0	0	5	Totals	22-47	3-10	24-34	29	71	15	8	200
NAME	FG	3FG	FT	R	TP	A	TO	MIN																																																																																												
Artis	7-13	1-4	9-11	8	24	2	2	37																																																																																												
Young	5-8	0-0	12-15	9	22	2	1	33																																																																																												
Jeter	3-7	1-1	2-3	0	9	0	1	25																																																																																												
Robinson	1-3	0-0	1-2	2	3	6	1	35																																																																																												
Wright	5-9	0-1	0-0	1	10	1	2	26																																																																																												
Randall	0-0	0-0	0-0	0	0	0	2	2																																																																																												
Jones	1-6	1-4	0-2	4	3	3	1	26																																																																																												
Newkirk	0-0	0-0	0-1	2	0	1	0	11																																																																																												
Phillips-Nwankwo	0-1	0-0	0-0	1	0	0	0	5																																																																																												
Totals	22-47	3-10	24-34	29	71	15	8	200																																																																																												
HOW IT HAPPENED																																																																																																				
<ul style="list-style-type: none"> Pittsburgh scored 11 unanswered points early in the first to build a 22-12 lead. Another seven unanswered points gave the Panthers a 33-18 lead with 3:40 remaining in the half. Boston College closed out the half by scoring the final 10 points to cut its deficit to 35-30. Hanlan had five of the points and hit a contested 3-pointer at the buzzer. The teams traded buckets for a majority of the second half, but then Pitt went on a quick 9-4 run to open up a 66-58 lead with 2:34 to go in the game. 																																																																																																				

GAME 28	SCORING	1st	2nd	-	Final
	NC State	26	37	-	63
	Boston College	43	36	-	79
February 28, 2015 Conte Forum Chestnut Hill, MA					

GAME SUMMARY	BOX SCORE																																																																																																												
BC HIGHLIGHTS	NC STATE 63																																																																																																												
<ul style="list-style-type: none"> Junior Olivier Hanlan closed out a spectacular February by recording 24 points, eight rebounds and three assists. Senior Patrick Heckmann finished with 14 points, seven assists and four rebounds. Graduate student Dimitri Batten had 11 points and a season-high eight rebounds. 	<table border="1"> <thead> <tr> <th>NAME</th> <th>FG</th> <th>3FG</th> <th>FT</th> <th>R</th> <th>TP</th> <th>A</th> <th>TO</th> <th>MIN</th> </tr> </thead> <tbody> <tr><td>Abu</td><td>3-6</td><td>0-0</td><td>4-4</td><td>5</td><td>10</td><td>1</td><td>1</td><td>20</td></tr> <tr><td>Freeman</td><td>0-3</td><td>0-0</td><td>0-0</td><td>5</td><td>0</td><td>0</td><td>0</td><td>19</td></tr> <tr><td>Lacey</td><td>4-13</td><td>2-6</td><td>2-2</td><td>4</td><td>12</td><td>2</td><td>2</td><td>31</td></tr> <tr><td>Barber</td><td>2-8</td><td>1-2</td><td>3-4</td><td>3</td><td>8</td><td>6</td><td>3</td><td>35</td></tr> <tr><td>Turner</td><td>5-18</td><td>3-14</td><td>0-0</td><td>3</td><td>13</td><td>0</td><td>0</td><td>32</td></tr> <tr><td>Lee</td><td>0-4</td><td>0-0</td><td>2-4</td><td>2</td><td>2</td><td>1</td><td>0</td><td>11</td></tr> <tr><td>Ca. Martin</td><td>0-1</td><td>0-0</td><td>0-0</td><td>3</td><td>0</td><td>0</td><td>1</td><td>15</td></tr> <tr><td>Co. Martin</td><td>2-3</td><td>0-0</td><td>0-0</td><td>0</td><td>4</td><td>0</td><td>1</td><td>7</td></tr> <tr><td>Anyia</td><td>0-0</td><td>0-0</td><td>0-0</td><td>1</td><td>0</td><td>0</td><td>0</td><td>12</td></tr> <tr><td>Washington</td><td>5-8</td><td>0-0</td><td>4-7</td><td>7</td><td>14</td><td>0</td><td>1</td><td>18</td></tr> <tr><td>Totals</td><td>21-64</td><td>6-22</td><td>15-21</td><td>37</td><td>63</td><td>10</td><td>9</td><td>200</td></tr> </tbody> </table>	NAME	FG	3FG	FT	R	TP	A	TO	MIN	Abu	3-6	0-0	4-4	5	10	1	1	20	Freeman	0-3	0-0	0-0	5	0	0	0	19	Lacey	4-13	2-6	2-2	4	12	2	2	31	Barber	2-8	1-2	3-4	3	8	6	3	35	Turner	5-18	3-14	0-0	3	13	0	0	32	Lee	0-4	0-0	2-4	2	2	1	0	11	Ca. Martin	0-1	0-0	0-0	3	0	0	1	15	Co. Martin	2-3	0-0	0-0	0	4	0	1	7	Anyia	0-0	0-0	0-0	1	0	0	0	12	Washington	5-8	0-0	4-7	7	14	0	1	18	Totals	21-64	6-22	15-21	37	63	10	9	200
NAME	FG	3FG	FT	R	TP	A	TO	MIN																																																																																																					
Abu	3-6	0-0	4-4	5	10	1	1	20																																																																																																					
Freeman	0-3	0-0	0-0	5	0	0	0	19																																																																																																					
Lacey	4-13	2-6	2-2	4	12	2	2	31																																																																																																					
Barber	2-8	1-2	3-4	3	8	6	3	35																																																																																																					
Turner	5-18	3-14	0-0	3	13	0	0	32																																																																																																					
Lee	0-4	0-0	2-4	2	2	1	0	11																																																																																																					
Ca. Martin	0-1	0-0	0-0	3	0	0	1	15																																																																																																					
Co. Martin	2-3	0-0	0-0	0	4	0	1	7																																																																																																					
Anyia	0-0	0-0	0-0	1	0	0	0	12																																																																																																					
Washington	5-8	0-0	4-7	7	14	0	1	18																																																																																																					
Totals	21-64	6-22	15-21	37	63	10	9	200																																																																																																					
TURNING POINT	BOSTON COLLEGE 79																																																																																																												
Boston College went on a 14-2 run at the end of the first half and the start of the second to build a 49-26 lead.	<table border="1"> <thead> <tr> <th>NAME</th> <th>FG</th> <th>3FG</th> <th>FT</th> <th>R</th> <th>TP</th> <th>A</th> <th>TO</th> <th>MIN</th> </tr> </thead> <tbody> <tr><td>Brown</td><td>3-11</td><td>1-5</td><td>6-9</td><td>3</td><td>13</td><td>2</td><td>2</td><td>34</td></tr> <tr><td>Clifford</td><td>5-6</td><td>0-0</td><td>0-0</td><td>5</td><td>10</td><td>2</td><td>1</td><td>28</td></tr> <tr><td>Batten</td><td>2-5</td><td>2-3</td><td>5-6</td><td>8</td><td>11</td><td>1</td><td>3</td><td>30</td></tr> <tr><td>Hanlan</td><td>7-11</td><td>3-4</td><td>7-8</td><td>8</td><td>24</td><td>3</td><td>4</td><td>35</td></tr> <tr><td>Heckmann</td><td>5-6</td><td>1-2</td><td>3-3</td><td>4</td><td>14</td><td>7</td><td>1</td><td>30</td></tr> <tr><td>Owens</td><td>3-5</td><td>0-1</td><td>0-0</td><td>2</td><td>6</td><td>1</td><td>1</td><td>23</td></tr> <tr><td>Odio</td><td>0-0</td><td>0-0</td><td>1-3</td><td>2</td><td>1</td><td>1</td><td>0</td><td>13</td></tr> <tr><td>Cain Carney</td><td>0-0</td><td>0-0</td><td>0-0</td><td>1</td><td>0</td><td>0</td><td>0</td><td>7</td></tr> <tr><td>Totals</td><td>25-44</td><td>7-15</td><td>22-29</td><td>35</td><td>79</td><td>17</td><td>12</td><td>200</td></tr> </tbody> </table>	NAME	FG	3FG	FT	R	TP	A	TO	MIN	Brown	3-11	1-5	6-9	3	13	2	2	34	Clifford	5-6	0-0	0-0	5	10	2	1	28	Batten	2-5	2-3	5-6	8	11	1	3	30	Hanlan	7-11	3-4	7-8	8	24	3	4	35	Heckmann	5-6	1-2	3-3	4	14	7	1	30	Owens	3-5	0-1	0-0	2	6	1	1	23	Odio	0-0	0-0	1-3	2	1	1	0	13	Cain Carney	0-0	0-0	0-0	1	0	0	0	7	Totals	25-44	7-15	22-29	35	79	17	12	200																		
NAME	FG	3FG	FT	R	TP	A	TO	MIN																																																																																																					
Brown	3-11	1-5	6-9	3	13	2	2	34																																																																																																					
Clifford	5-6	0-0	0-0	5	10	2	1	28																																																																																																					
Batten	2-5	2-3	5-6	8	11	1	3	30																																																																																																					
Hanlan	7-11	3-4	7-8	8	24	3	4	35																																																																																																					
Heckmann	5-6	1-2	3-3	4	14	7	1	30																																																																																																					
Owens	3-5	0-1	0-0	2	6	1	1	23																																																																																																					
Odio	0-0	0-0	1-3	2	1	1	0	13																																																																																																					
Cain Carney	0-0	0-0	0-0	1	0	0	0	7																																																																																																					
Totals	25-44	7-15	22-29	35	79	17	12	200																																																																																																					
HOW IT HAPPENED																																																																																																													
<ul style="list-style-type: none"> The Eagles closed out the first half by scoring eight of the final 10 points to take a 43-26 halftime lead. Aaron Brown had five of the points, including an and-one conversion as time expired. BC scored the first six points out of the locker room to extend its lead to 49-26, but the Wolfpack responded with seven straight of their own to make it 49-33. The Eagles' led by double digits the rest of the way. 																																																																																																													

GAME 29	SCORING	1st	2nd	-	Final
	Boston College	41	25	-	66
	Virginia Tech	28	31	-	59
March 2, 2015 Cassell Coliseum Blacksburg, VA					

GAME SUMMARY	BOX SCORE																																																																																																												
BC HIGHLIGHTS	BOSTON COLLEGE 66																																																																																																												
<ul style="list-style-type: none"> Graduate student Dimitri Batten led Boston College with 18 points, going 7-for-9 from the floor and 4-for-5 from beyond the arc. Junior Olivier Hanlan finished with 15 points and six rebounds. Junior Dennis Clifford recorded 10 points and nine boards while graduate student Aaron Brown added 13 points. 	<table border="1"> <thead> <tr> <th>NAME</th> <th>FG</th> <th>3FG</th> <th>FT</th> <th>R</th> <th>TP</th> <th>A</th> <th>TO</th> <th>MIN</th> </tr> </thead> <tbody> <tr><td>Clifford</td><td>4-6</td><td>1-1</td><td>1-2</td><td>9</td><td>10</td><td>1</td><td>2</td><td>33</td></tr> <tr><td>Batten</td><td>7-9</td><td>4-5</td><td>0-0</td><td>2</td><td>18</td><td>1</td><td>2</td><td>29</td></tr> <tr><td>Hanlan</td><td>5-13</td><td>1-7</td><td>4-4</td><td>6</td><td>15</td><td>1</td><td>1</td><td>40</td></tr> <tr><td>Brown</td><td>3-9</td><td>1-5</td><td>6-8</td><td>3</td><td>13</td><td>2</td><td>2</td><td>38</td></tr> <tr><td>Heckmann</td><td>2-3</td><td>0-1</td><td>1-3</td><td>5</td><td>5</td><td>4</td><td>4</td><td>30</td></tr> <tr><td>Owens</td><td>1-1</td><td>0-0</td><td>3-3</td><td>1</td><td>5</td><td>0</td><td>1</td><td>13</td></tr> <tr><td>Odio</td><td>0-1</td><td>0-1</td><td>0-0</td><td>1</td><td>0</td><td>2</td><td>0</td><td>12</td></tr> <tr><td>Cain Carney</td><td>0-0</td><td>0-0</td><td>0-0</td><td>0</td><td>0</td><td>0</td><td>0</td><td>5</td></tr> <tr><td>Totals</td><td>22-42</td><td>7-20</td><td>15-20</td><td>27</td><td>66</td><td>11</td><td>12</td><td>200</td></tr> </tbody> </table>	NAME	FG	3FG	FT	R	TP	A	TO	MIN	Clifford	4-6	1-1	1-2	9	10	1	2	33	Batten	7-9	4-5	0-0	2	18	1	2	29	Hanlan	5-13	1-7	4-4	6	15	1	1	40	Brown	3-9	1-5	6-8	3	13	2	2	38	Heckmann	2-3	0-1	1-3	5	5	4	4	30	Owens	1-1	0-0	3-3	1	5	0	1	13	Odio	0-1	0-1	0-0	1	0	2	0	12	Cain Carney	0-0	0-0	0-0	0	0	0	0	5	Totals	22-42	7-20	15-20	27	66	11	12	200																		
NAME	FG	3FG	FT	R	TP	A	TO	MIN																																																																																																					
Clifford	4-6	1-1	1-2	9	10	1	2	33																																																																																																					
Batten	7-9	4-5	0-0	2	18	1	2	29																																																																																																					
Hanlan	5-13	1-7	4-4	6	15	1	1	40																																																																																																					
Brown	3-9	1-5	6-8	3	13	2	2	38																																																																																																					
Heckmann	2-3	0-1	1-3	5	5	4	4	30																																																																																																					
Owens	1-1	0-0	3-3	1	5	0	1	13																																																																																																					
Odio	0-1	0-1	0-0	1	0	2	0	12																																																																																																					
Cain Carney	0-0	0-0	0-0	0	0	0	0	5																																																																																																					
Totals	22-42	7-20	15-20	27	66	11	12	200																																																																																																					
TURNING POINT	VIRGINIA TECH 59																																																																																																												
Boston College closed out the first half on a 24-9 run to build a 41-28 lead.	<table border="1"> <thead> <tr> <th>NAME</th> <th>FG</th> <th>3FG</th> <th>FT</th> <th>R</th> <th>TP</th> <th>A</th> <th>TO</th> <th>MIN</th> </tr> </thead> <tbody> <tr><td>Beyer</td><td>3-5</td><td>0-0</td><td>0-0</td><td>8</td><td>6</td><td>0</td><td>2</td><td>23</td></tr> <tr><td>Muller</td><td>3-8</td><td>2-6</td><td>0-0</td><td>5</td><td>8</td><td>1</td><td>0</td><td>24</td></tr> <tr><td>Smith</td><td>7-16</td><td>3-7</td><td>5-6</td><td>1</td><td>22</td><td>1</td><td>1</td><td>33</td></tr> <tr><td>Wilson</td><td>2-5</td><td>1-1</td><td>0-2</td><td>2</td><td>5</td><td>5</td><td>3</td><td>33</td></tr> <tr><td>Hill</td><td>2-6</td><td>0-2</td><td>3-3</td><td>3</td><td>7</td><td>3</td><td>0</td><td>34</td></tr> <tr><td>Henry</td><td>0-0</td><td>0-0</td><td>0-0</td><td>0</td><td>0</td><td>0</td><td>0</td><td>5</td></tr> <tr><td>Bibbs</td><td>2-6</td><td>1-1</td><td>0-0</td><td>3</td><td>5</td><td>1</td><td>1</td><td>21</td></tr> <tr><td>Pierce</td><td>2-4</td><td>0-0</td><td>1-1</td><td>2</td><td>5</td><td>0</td><td>0</td><td>12</td></tr> <tr><td>Hudson</td><td>0-4</td><td>0-3</td><td>1-2</td><td>1</td><td>1</td><td>1</td><td>2</td><td>12</td></tr> <tr><td>Johnston</td><td>0-0</td><td>0-0</td><td>0-0</td><td>0</td><td>0</td><td>0</td><td>0</td><td>3</td></tr> <tr><td>Totals</td><td>21-54</td><td>7-20</td><td>10-14</td><td>29</td><td>59</td><td>12</td><td>9</td><td>200</td></tr> </tbody> </table>	NAME	FG	3FG	FT	R	TP	A	TO	MIN	Beyer	3-5	0-0	0-0	8	6	0	2	23	Muller	3-8	2-6	0-0	5	8	1	0	24	Smith	7-16	3-7	5-6	1	22	1	1	33	Wilson	2-5	1-1	0-2	2	5	5	3	33	Hill	2-6	0-2	3-3	3	7	3	0	34	Henry	0-0	0-0	0-0	0	0	0	0	5	Bibbs	2-6	1-1	0-0	3	5	1	1	21	Pierce	2-4	0-0	1-1	2	5	0	0	12	Hudson	0-4	0-3	1-2	1	1	1	2	12	Johnston	0-0	0-0	0-0	0	0	0	0	3	Totals	21-54	7-20	10-14	29	59	12	9	200
NAME	FG	3FG	FT	R	TP	A	TO	MIN																																																																																																					
Beyer	3-5	0-0	0-0	8	6	0	2	23																																																																																																					
Muller	3-8	2-6	0-0	5	8	1	0	24																																																																																																					
Smith	7-16	3-7	5-6	1	22	1	1	33																																																																																																					
Wilson	2-5	1-1	0-2	2	5	5	3	33																																																																																																					
Hill	2-6	0-2	3-3	3	7	3	0	34																																																																																																					
Henry	0-0	0-0	0-0	0	0	0	0	5																																																																																																					
Bibbs	2-6	1-1	0-0	3	5	1	1	21																																																																																																					
Pierce	2-4	0-0	1-1	2	5	0	0	12																																																																																																					
Hudson	0-4	0-3	1-2	1	1	1	2	12																																																																																																					
Johnston	0-0	0-0	0-0	0	0	0	0	3																																																																																																					
Totals	21-54	7-20	10-14	29	59	12	9	200																																																																																																					
HOW IT HAPPENED																																																																																																													
<ul style="list-style-type: none"> The first half was a series of runs and Boston College made the first one. Virginia Tech led, 10-6, but 11 unanswered BC points over 3:56 gave it a 17-10 lead. The Hokies responded with nine unanswered of their own to regain a 19-17 lead with 8:40 left in the half. Eleven-straight Eagle points from there fueled a 24-9 run to close out the half which gave BC a 41-28 lead at the break. BC continued the run in the second half and started it with an 11-2 run to build a 52-30 lead. The Hokies responded with a 16-2 run to cut the BC lead to 54-46 with 8:18 left. Virginia Tech got as close as 60-54 but the Eagles pulled away in the end. 																																																																																																													

GAME 30	SCORING	1st	2nd	-	Final
	Wake Forest	30	31	-	61
	Boston College	38	41	-	79
March 7, 2015 Conte Forum Chestnut Hill, MA					

GAME SUMMARY	BOX SCORE																																																																																																																														
BC HIGHLIGHTS	WAKE FOREST 61																																																																																																																														
<ul style="list-style-type: none"> Junior Olivier Hanlan finished with 19 points, eight rebounds and four assists. Senior Patrick Heckmann scored 14 points and graduate student Aaron Brown added 13. Graduate student Dimitri Batten chipped in with 10 points while senior Eddie Odio and sophomore Garland Owens both had nine. 	<table border="1"> <thead> <tr> <th>NAME</th> <th>FG</th> <th>3FG</th> <th>FT</th> <th>R</th> <th>TP</th> <th>A</th> <th>TO</th> <th>MIN</th> </tr> </thead> <tbody> <tr><td>Thomas</td><td>3-8</td><td>0-0</td><td>2-4</td><td>7</td><td>8</td><td>4</td><td>1</td><td>25</td></tr> <tr><td>Rountree</td><td>0-0</td><td>0-0</td><td>1-4</td><td>1</td><td>1</td><td>3</td><td>1</td><td>16</td></tr> <tr><td>Mitoglou</td><td>4-11</td><td>1-6</td><td>1-1</td><td>4</td><td>10</td><td>0</td><td>4</td><td>28</td></tr> <tr><td>Miller-McIntyre</td><td>9-14</td><td>1-3</td><td>5-6</td><td>2</td><td>24</td><td>2</td><td>0</td><td>33</td></tr> <tr><td>Wilbekin</td><td>1-5</td><td>1-4</td><td>0-0</td><td>2</td><td>3</td><td>1</td><td>2</td><td>28</td></tr> <tr><td>Jones</td><td>2-5</td><td>0-0</td><td>1-3</td><td>6</td><td>5</td><td>0</td><td>2</td><td>27</td></tr> <tr><td>McClinton</td><td>1-4</td><td>0-0</td><td>0-0</td><td>2</td><td>2</td><td>2</td><td>0</td><td>13</td></tr> <tr><td>Leonard</td><td>2-7</td><td>1-3</td><td>0-0</td><td>1</td><td>5</td><td>1</td><td>0</td><td>17</td></tr> <tr><td>Watson</td><td>1-1</td><td>1-1</td><td>0-0</td><td>0</td><td>3</td><td>0</td><td>0</td><td>1</td></tr> <tr><td>Hudson</td><td>0-0</td><td>0-0</td><td>0-0</td><td>1</td><td>0</td><td>1</td><td>1</td><td>10</td></tr> <tr><td>Washington</td><td>0-0</td><td>0-0</td><td>0-0</td><td>0</td><td>0</td><td>0</td><td>0</td><td>1</td></tr> <tr><td>O'Brien</td><td>0-1</td><td>0-1</td><td>0-0</td><td>0</td><td>0</td><td>0</td><td>0</td><td>1</td></tr> <tr><td>Totals</td><td>23-56</td><td>5-18</td><td>10-18</td><td>29</td><td>61</td><td>14</td><td>11</td><td>200</td></tr> </tbody> </table>	NAME	FG	3FG	FT	R	TP	A	TO	MIN	Thomas	3-8	0-0	2-4	7	8	4	1	25	Rountree	0-0	0-0	1-4	1	1	3	1	16	Mitoglou	4-11	1-6	1-1	4	10	0	4	28	Miller-McIntyre	9-14	1-3	5-6	2	24	2	0	33	Wilbekin	1-5	1-4	0-0	2	3	1	2	28	Jones	2-5	0-0	1-3	6	5	0	2	27	McClinton	1-4	0-0	0-0	2	2	2	0	13	Leonard	2-7	1-3	0-0	1	5	1	0	17	Watson	1-1	1-1	0-0	0	3	0	0	1	Hudson	0-0	0-0	0-0	1	0	1	1	10	Washington	0-0	0-0	0-0	0	0	0	0	1	O'Brien	0-1	0-1	0-0	0	0	0	0	1	Totals	23-56	5-18	10-18	29	61	14	11	200
NAME	FG	3FG	FT	R	TP	A	TO	MIN																																																																																																																							
Thomas	3-8	0-0	2-4	7	8	4	1	25																																																																																																																							
Rountree	0-0	0-0	1-4	1	1	3	1	16																																																																																																																							
Mitoglou	4-11	1-6	1-1	4	10	0	4	28																																																																																																																							
Miller-McIntyre	9-14	1-3	5-6	2	24	2	0	33																																																																																																																							
Wilbekin	1-5	1-4	0-0	2	3	1	2	28																																																																																																																							
Jones	2-5	0-0	1-3	6	5	0	2	27																																																																																																																							
McClinton	1-4	0-0	0-0	2	2	2	0	13																																																																																																																							
Leonard	2-7	1-3	0-0	1	5	1	0	17																																																																																																																							
Watson	1-1	1-1	0-0	0	3	0	0	1																																																																																																																							
Hudson	0-0	0-0	0-0	1	0	1	1	10																																																																																																																							
Washington	0-0	0-0	0-0	0	0	0	0	1																																																																																																																							
O'Brien	0-1	0-1	0-0	0	0	0	0	1																																																																																																																							
Totals	23-56	5-18	10-18	29	61	14	11	200																																																																																																																							
TURNING POINT	BOSTON COLLEGE 79																																																																																																																														
Boston College went on a 9-2 run early in the second half to build a 58-42 lead.	<table border="1"> <thead> <tr> <th>NAME</th> <th>FG</th> <th>3FG</th> <th>FT</th> <th>R</th> <th>TP</th> <th>A</th> <th>TO</th> <th>MIN</th> </tr> </thead> <tbody> <tr><td>Odio</td><td>3-5</td><td>2-4</td><td>1-2</td><td>1</td><td>9</td><td>1</td><td>0</td><td>18</td></tr> <tr><td>Brown</td><td>3-9</td><td>2-5</td><td>5-6</td><td>2</td><td>13</td><td>2</td><td>1</td><td>32</td></tr> <tr><td>Dragicevich</td><td>0-1</td><td>0-1</td><td>0-0</td><td>0</td><td>0</td><td>0</td><td>0</td><td>5</td></tr> <tr><td>Batten</td><td>3-5</td><td>1-2</td><td>3-6</td><td>3</td><td>10</td><td>0</td><td>0</td><td>21</td></tr> <tr><td>Heckmann</td><td>6-9</td><td>1-3</td><td>1-1</td><td>4</td><td>14</td><td>1</td><td>3</td><td>22</td></tr> <tr><td>Owens</td><td>4-4</td><td>0-0</td><td>1-1</td><td>4</td><td>9</td><td>1</td><td>0</td><td>26</td></tr> <tr><td>Perpiglia</td><td>0-0</td><td>0-0</td><td>0-0</td><td>0</td><td>0</td><td>1</td><td>0</td><td>2</td></tr> <tr><td>Cain Carney</td><td>2-3</td><td>1-1</td><td>0-0</td><td>5</td><td>5</td><td>0</td><td>0</td><td>14</td></tr> <tr><td>Hanlan</td><td>8-15</td><td>2-5</td><td>1-4</td><td>4</td><td>19</td><td>8</td><td>3</td><td>35</td></tr> <tr><td>Clifford</td><td>0-3</td><td>0-0</td><td>0-0</td><td>7</td><td>0</td><td>3</td><td>2</td><td>25</td></tr> <tr><td>Totals</td><td>29-54</td><td>9-21</td><td>12-20</td><td>35</td><td>79</td><td>17</td><td>10</td><td>200</td></tr> </tbody> </table>	NAME	FG	3FG	FT	R	TP	A	TO	MIN	Odio	3-5	2-4	1-2	1	9	1	0	18	Brown	3-9	2-5	5-6	2	13	2	1	32	Dragicevich	0-1	0-1	0-0	0	0	0	0	5	Batten	3-5	1-2	3-6	3	10	0	0	21	Heckmann	6-9	1-3	1-1	4	14	1	3	22	Owens	4-4	0-0	1-1	4	9	1	0	26	Perpiglia	0-0	0-0	0-0	0	0	1	0	2	Cain Carney	2-3	1-1	0-0	5	5	0	0	14	Hanlan	8-15	2-5	1-4	4	19	8	3	35	Clifford	0-3	0-0	0-0	7	0	3	2	25	Totals	29-54	9-21	12-20	35	79	17	10	200																		
NAME	FG	3FG	FT	R	TP	A	TO	MIN																																																																																																																							
Odio	3-5	2-4	1-2	1	9	1	0	18																																																																																																																							
Brown	3-9	2-5	5-6	2	13	2	1	32																																																																																																																							
Dragicevich	0-1	0-1	0-0	0	0	0	0	5																																																																																																																							
Batten	3-5	1-2	3-6	3	10	0	0	21																																																																																																																							
Heckmann	6-9	1-3	1-1	4	14	1	3	22																																																																																																																							
Owens	4-4	0-0	1-1	4	9	1	0	26																																																																																																																							
Perpiglia	0-0	0-0	0-0	0	0	1	0	2																																																																																																																							
Cain Carney	2-3	1-1	0-0	5	5	0	0	14																																																																																																																							
Hanlan	8-15	2-5	1-4	4	19	8	3	35																																																																																																																							
Clifford	0-3	0-0	0-0	7	0	3	2	25																																																																																																																							
Totals	29-54	9-21	12-20	35	79	17	10	200																																																																																																																							
HOW IT HAPPENED																																																																																																																															
<ul style="list-style-type: none"> The first half was tight most of the way and the score was tied, 26-26, with 4:46 left in the half. From there, Boston College finished the half on a 12-4 run to take a 38-30 lead into the locker room. Hanlan had four of the points down the stretch. BC was up, 49-40, and then went on a 9-2 run to build a 58-42 lead with under 10 minutes remaining. Heckmann had the first five points of the run. The Eagle lead was double digits for the remainder of the game. 																																																																																																																															

GAME 31	SCORING	1st	2nd	-	Final
	Georgia Tech				
	Boston College				
March 10, 2015 Greensboro Coliseum Greensboro, NC					

GAME SUMMARY	BOX SCORE

THE LAST TIME BOSTON COLLEGE...

Won in overtime	64-57 vs. Harvard - January 14, 2015
Lost in overtime	89-86 vs. Miami - February 16, 2015
Played two overtimes	Miami 89, BC 86 - February 16, 2015
Beat a No. 1 team	BC 62, Syracuse 59 (ot) - February 19, 2014
Beat a top 10 team	BC 80, Duke 74 - February 15, 2009
Beat a team ranked 11-25	BC 64, No. 15 Florida State 60 - February 8, 2012
Won by 30+ points	BC 79, St. Francis 49 - November 12, 2010
Won by 40+ points	BC 87, Long Island 46 - November 30, 2004
Won by 50+ points	BC 132, Bentley 79 - December 11, 1982
Scored 100 points	112 vs. Wake Forest - January 12, 2008
Scored 90 points	92 vs. Toledo - November 14, 2013
Scored 50 or more points in one half	54 (second half) at Virginia Tech - January 9, 2013
Scored fewer than 50 points	49 at Clemson - January 31, 2015
Both teams scored 100 points	BC 107, Rhode Island 105 - January 12, 1965
Allowed 100 points	106 vs. North Carolina - February 1, 2011
Allowed fewer than 50 points	49 vs. Auburn - November 21, 2012
Allowed fewer than 40 points	32 vs. NJIT - January 5, 2010
Shot 67% or better from the field	68.8% vs. Hartford - January 31, 2007
Shot 60% or better from the field	66.1% vs. Wake Forest - January 12, 2008
Shot under 35% from the field	31.4% at Syracuse - January 20, 2015
Shot under 30% from the field	26.9% at North Carolina - February 19, 2011
Shot 55% or better in both halves	55.0% (first), 60.9% (second) vs. Harvard - December 4, 2012
Shot 50% or better in both halves	55.6% (first), 51.9% (second) vs. Wake Forest - March 7, 2015
Held opponent under 30% from the field	29.7% vs. Stony Brook - December 11, 2011
Made 45 or more field goals	45 vs. New Hampshire - December 2, 1991
Made 10 or more 3-pointers	10 at Notre Dame - February 4, 2015
Made 14 or more 3-pointers	14 vs. Virginia Tech - January 29, 2014
Did not make a 3-pointer (19.9 feet)	vs. Syracuse - March 11, 2004
Did not make a 3-pointer (20.6 feet)	vs. Shawnee State - November 20, 2005
Attempted more than 50 free throws	56 vs. Hartford - December 23, 1995
Attempted 50 free throws	50 at Wake Forest - February 8, 2006
Made 30 free throws	32 at Wake Forest - March 1, 2014
Shot 90% from the foul line (10 attempts)	90.0% (9-for-10) at #1/1 Syracuse - February 19, 2014
Shot 90% from the foul line (20 attempts)	96.0% (24-for-25) vs. Connecticut - November 21, 2013
Had 50 or more rebounds	50 vs. Maine - December 23, 2008
Had 25 or fewer rebounds	22 vs. Harvard - December 29, 2011
Had 20 or more assists	21 vs. Bryant - December 18, 2011
Had 15 or more steals	15 vs. Rutgers - February 22, 2004
Blocked 10 or more shots	11 vs. Miami - January 15, 2008
Forced 30 or more turnovers	30 vs. Virginia Tech - January 31, 2001
Had five players score in double figures	5 vs. NC State - February 28, 2015
Had six or more players score in double figures	6 vs. Wake Forest - January 12, 2008
Overcame a double-digit halftime deficit	Maryland 40, BC 29 at half - January 27, 2009

THE LAST TIME A BOSTON COLLEGE PLAYER...

Scored 49 points	John Austin (49) vs. Georgetown - February 21, 1964
Scored 40 or more points	Olivier Hanlan (41) vs. Georgia Tech - March 14, 2013
Scored 30 or more points	Olivier Hanlan (39) at Pittsburgh - February 24, 2015
Two players had 20 points	Olivier Hanlan (39) and Aaron Brown (20) at Pittsburgh - February 24, 2015
Three players had 20 points	Tyrese Rice (26), Jared Dudley (23) and Sean Marshall (22) vs. Florida State - January 23, 2007
Made 20 field goals	Jim Hooley (21) vs. Brandeis - February 14, 1962
Made six or more 3-pointers	Olivier Hanlan (6) at Notre Dame - February 4, 2015
Made seven or more 3-pointers	Olivier Hanlan (8) vs. Georgia Tech - March 14, 2013
Made nine or more 3-pointers	Dana Barros (9) at Pittsburgh - January 7, 1989
Attempted 20 free throws	Jared Dudley (21) vs. UW-Milwaukee - March 19, 2005
Made 10 or more free throws	Olivier Hanlan (14) at Pittsburgh - February 24, 2015
Made 15 or more free throws	Olivier Hanlan (15) vs. Maryland - December 12, 2013
Made 18 or more free throws	Jared Dudley (18) vs. UW-Milwaukee - March 19, 2005
Was perfect with 15 or more free throws	Troy Bell (17-for-17) vs. Iowa State - December 11, 2001
Had 31 rebounds	Terry Driscoll (31) vs. Fordham - February 8, 1969
Had 20 rebounds	Danya Abrams (20) vs. Providence - January 22, 1994
Had 15 or more rebounds	Ryan Anderson (19) vs. New Hampshire - December 16, 2012
Two players had 10 rebounds	Ryan Anderson (14) and Dennis Clifford (10) vs. Bryant - November 25, 2012
Two players had a double-double	Marshall (30-10) and Williams (19-10) vs. Duquesne - December 28, 2006
Shot 100% from the field (min. 10)	Corey Raji (12-for-12) vs. Maine - December 23, 2008
Had 10 or more assists	Reggie Jackson (10) vs. Holy Cross - January 22, 2010
Had 15 or more assists	Jim O'Brien (18) vs. Le Moyne - December 16, 1970
Had eight steals	Troy Bell (8) vs. Syracuse - February 7, 2001
Had 10 or more blocks	Tyrelle Blair (11) at Maryland - December 9, 2008
Had 13 blocks	Sean Williams (13) vs. Duquesne - December 28, 2006
Had a double-double	Dennis Clifford (13 points, 10 rebounds) vs. Harvard - January 14, 2015
Had a triple-double	Sean Williams (19 points, 13 blocks, 10 rebounds) vs. Duquesne - December, 2006

ROSTER INFORMATION

BOSTON COLLEGE NUMERICAL ROSTER

BY POSITION

Total Players (16)

Guards (8)

Dimitri Batten • Graduate Student
 Darryl Hicks • Redshirt Freshman
 Steve Perpiglia • Junior
 Sam Donahue • Sophomore
 Lonnie Jackson • Senior
 Olivier Hanlan • Junior
 Aaron Brown • Graduate Student
 Patrick Heckmann • Senior

Forwards (6)

Garland Owens • Sophomore
 Eddie Odio • Senior
 Will Magarity • Sophomore
 Idy Diallo • Freshman
 John Cain Carney • Senior
 Alex Dragicevich • Senior

Centers (2)

KC Caudill • Senior
 Dennis Clifford • Junior

BY CLASS

Graduate Students: 2 (13%)

Dimitri Batten • Guard
 Aaron Brown • Guard

Seniors: 6 (38%)

Eddie Odio • Forward
 KC Caudill • Center
 John Cain Carney • Forward
 Lonnie Jackson • Guard
 Alex Dragicevich • Forward
 Patrick Heckmann • Guard

Juniors: 3 (19%)

Steve Perpiglia • Guard
 Olivier Hanlan • Guard
 Dennis Clifford • Center

Sophomores: 3 (19%)

Garland Owens • Forward
 Will Magarity • Forward
 Sam Donahue • Guard

Redshirt Freshmen: 1 (6%)

Darryl Hicks • Guard

Freshmen: 1 (6%)

Idy Diallo • Forward

PRONUNCIATIONS

KC Caudill CODDLE
 Idy Diallo EE-dee JAL-oh
 Alex Dragicevich DRAG-a-vitch
 Olivier Hanlan oh-LIV-ee-ay
 Steve Perpiglia per-PEEL-ee-ah
 Bill Wuczynski woo-ZIN-ski

No.	Name	Cl.	Pos.	Ht.	Wt.	High School/Hometown
0	Garland Owens	SO	F	6-5	210	Gaithersburg, MD/Magruder
1	Dimitri Batten	GR	G	6-3	205	Newport News, VA/Kecoughtan
2	Darryl Hicks	R-FR	G	6-2	185	Louisville, KY/Trinity
4	Eddie Odio	SR	F	6-7	210	Miami, FL/Christopher Columbus
5	KC Caudill	SR	C	6-11	300	Brea, CA/Brea Olinda
10	Steve Perpiglia	JR	G	5-10	165	Broomall, PA/Malvern Prep
11	Will Magarity	SO	F	6-11	240	Stockholm, Sweden/Norrkoping BBK
12	Idy Diallo	FR	F	6-11	240	Los Angeles, CA/Cathedral
13	John Cain Carney	SR	F	6-8	225	Philadelphia, PA/The Shipley School
15	Sam Donahue	SO	G	6-1	180	Pawcatuck, CT/Northfield Mount Hermon
20	Lonnie Jackson	SR	G	6-3	175	Valencia, CA/Valencia
21	Olivier Hanlan	JR	G	6-4	190	Aylmer, Quebec /New Hampton (NH)
22	Aaron Brown	GR	G	6-5	215	Hackensack, NJ/St. Benedict's Prep
23	Alex Dragicevich	SR	F	6-7	222	Northbrook, IL/Glenbrook North
24	Dennis Clifford	JR	C	7-0	250	Bridgewater, MA/Milton Academy
33	Patrick Heckmann	SR	G	6-5	210	Mainz, Germany/Theresianum Gymnasium

BOSTON COLLEGE ALPHABETICAL ROSTER

No.	Name	Cl.	Pos.	Ht.	Wt.	High School/Hometown
1	Dimitri Batten	GR	G	6-3	205	Newport News, VA/Kecoughtan
22	Aaron Brown	GR	G	6-5	215	Hackensack, NJ/St. Benedict's Prep
13	John Cain Carney	SR	F	6-8	225	Philadelphia, PA/The Shipley School
5	KC Caudill	SR	C	6-11	300	Brea, CA/Brea Olinda
24	Dennis Clifford	JR	C	7-0	250	Bridgewater, MA/Milton Academy
12	Idy Diallo	FR	F	6-11	240	Los Angeles, CA/Cathedral
15	Sam Donahue	SO	G	6-1	180	Pawcatuck, CT/Northfield Mount Hermon
23	Alex Dragicevich	SR	F	6-7	222	Northbrook, IL/Glenbrook North
21	Olivier Hanlan	JR	G	6-4	190	Aylmer, Quebec /New Hampton (NH)
33	Patrick Heckmann	SR	G	6-5	210	Mainz, Germany/Theresianum Gymnasium
2	Darryl Hicks	R-FR	G	6-2	185	Louisville, KY/Trinity
20	Lonnie Jackson	SR	G	6-3	175	Valencia, CA/Valencia
11	Will Magarity	SO	F	6-11	240	Stockholm, Sweden/Norrkoping BBK
4	Eddie Odio	SR	F	6-7	210	Miami, FL/Christopher Columbus
0	Garland Owens	SO	F	6-5	210	Gaithersburg, MD/Magruder
10	Steve Perpiglia	JR	G	5-10	165	Broomall, PA/Malvern Prep

BOSTON COLLEGE COACHES AND STAFF

Head Coach.....	Jim Christian (Rhode Island '88)
Assistant Coach.....	Scott Spinelli (Boston University '89)
Assistant Coach.....	Bill Wuczynski (UNLV '96)
Assistant Coach.....	Preston Murphy (Rhode Island '99)
Director of Basketball Operations.....	Dan McDermott (Boston College '04)
Video Coordinator.....	Chip Cunningham (TCU '11)
Graduate Manager.....	Brad Fadem (Boston College '13)
Athletic Trainer.....	Scott Gallon (Springfield '00)
Strength Coach.....	Nick Asermelly (Springfield '03)



HEAD COACH JIM CHRISTIAN

**FIRST SEASON AT BOSTON COLLEGE
13TH SEASON OVERALL
255-171 CAREER RECORD**

Jim Christian was hired as the 12th head basketball coach at Boston College on April 3, 2014.

Christian is a two-time Mid-American Conference Coach of the Year and has led teams to eight postseason appearances in his 12 seasons as a head coach at Ohio, TCU and Kent State. He has coached three All-Americans, three MAC Players of the Year and 30 all-conference honorees.

Christian spent the last two seasons as head coach at Ohio, leading the Bobcats to a 49-22 record in that time. In his first season at the helm, Ohio went 24-10 and earned a bid to the NIT. The Bobcats won their first regular season MAC title since 1994 and they tied a program record with 14 league wins and seven road victories. He was named the NABC District 14 Coach of the Year.

Ohio led the nation in assists per game (17.5) in 2012-13 and ranked seventh in the country in turnover margin (+4.7). Under his guidance, guard D.J. Cooper ranked seventh in the nation in assists and was the first MAC Player of the Year from Ohio since 1995.

Last year, the Bobcats went 25-12 and advanced to the quarterfinals of the College Insider Tournament. It was just the third time in school history that an Ohio team reached 25 wins.

Christian, who also spent six seasons at Kent State from 2002-08, is the all-time leader in winning percentage (.700) in Mid-American Conference history and reached 20 wins in all eight of his seasons in the conference.

Prior to his time at Ohio, Christian was the head coach at TCU from 2008-12. While in Fort Worth, he had a record of 56-73 (.434) and led the Horned Frogs to their first postseason appearance since 2005 when they played in the 2012 College Basketball Invitational. He coached six All-Mountain West players while in Fort Worth.

One of those players was guard Hank Thorns, Jr., who earned first team honors after ranking in the top 12 in the country in both assists and assist/turnover ratio, the only player in the nation to accomplish that feat in 2010-11.

Christian began his head coaching career at Kent State where he compiled a record of 138-58 (.704). He led the Golden Flashes to five postseason appearances in his six seasons at the helm. He earned MAC Coach of the Year accolades in 2006 and 2008, both times leading Kent State to the conference title and an appearance in the NCAA Tournament. The Golden Flashes earned NIT berths in each of his first three seasons.

Kent State won 20 games every year that Christian was the head coach and he guided it to its first-ever top 25 ranking in both the Associated Press and ESPN/USA Today polls.

The 2007-08 season was one of the best in Kent State history. The Golden Flashes finished 28-7 with a school-record 25 regular-season wins and won the Mid-American Conference regular-season and tournament championships. Christian guided Kent State to a No. 9 seed in the NCAA Tournament which was the best seed in program history.

While in Kent, Christian mentored two honorable-mention All-Americans (Antonio Gates, DeAndre Haynes), two MAC Players of the Year (DeAndre Haynes, Al Fisher), three MAC Defensive Players of the Year (Demetric Shaw, John Edwards, Haminn Quaintance), one MAC Sixth Man of the Year (Kevin Warzynski) and a total of 19 All-MAC selections, including six first teamers.

Christian served as an assistant coach for the Golden Flashes in 2001-02 when they advanced to the Elite Eight. Prior to his time in Kent, Christian was a college basketball talent evaluator at Octagon Sports Marketing and Management.

Christian served as an assistant coach at Pittsburgh from 1996-99 under Ralph Willard. He guided the development of Vonteego Cummings, a two-time All-Big East player who went on to play for the Philadelphia 76ers and Golden State Warriors.

Christian served as an assistant coach under former Miami (Ohio) and current Arizona State head coach Herb Sendek during the 1995-96 campaign. The RedHawks recorded a 21-8 overall record, including a 12-6 mark in conference action, and earned a berth in the NIT.

Christian worked at Western Kentucky for the 1994-95 season as the Hilltoppers went 27-4, including a 17-1 record in the Sun Belt Conference. That season, Western Kentucky recorded the fourth-most wins in program history and earned a berth in the NCAA Tournament after winning the conference tournament.

Christian's first full-time assistant coaching position came at St. Francis (Pa.). In his two seasons with the Red Flashes, Christian guided the development of two-time All-Northeast Conference performer Deon George and Jason Roberts.

A native of Bethpage, N.Y., Christian was an all-state guard at St. Dominic High School while playing under Ralph Willard. Christian was recruited by current Louisville head coach Rick Pitino to Boston University where he played two seasons before transferring to Rhode Island.

Christian played his final two campaigns under Tom Penders at the University of Rhode Island where he helped the Rams reach the Sweet Sixteen in the 1988 NCAA Tournament.

The standout guard led the Rams to victories over Missouri and Syracuse before losing a 73-72 game to Duke for the right to advance to the Elite Eight. After graduation, Christian spent one season playing professionally in Australia for the Sydney City Comets.

Christian earned his bachelor's degree in consumer affairs from the University of Rhode Island in 1988. He and his wife, Patty, have three children, MacKenzie, Zach and Jay.

THE CHRISTIAN FILE

Education: University of Rhode Island (B.S., Consumer Affairs, 1988)

Coaching Experience:

Boston College (2014-present)

Ohio University (Head coach, 2012-14)

Texas Christian University (Head coach, 2008-12)

Kent State University (Head coach, 2002-08)

Kent State University (Assistant coach, 2001-02)

University of Pittsburgh (Assistant coach, 1996-99)

Miami (OH) University (Assistant coach, 1995-96)

Western Kentucky University (Assistant coach, 1994-95)

St. Francis (Pa.) University (Assistant coach, 1992-94)

Western Kentucky University (Assistant coach, 1990-92)

Year	School	Record	Pct.	Postseason	Honors
2002-03	Kent State	22-9	.710	NIT First Round	MAC East Div. Champs
2003-04	Kent State	22-9	.710	NIT First Round	MAC East Div. Champs
2004-05	Kent State	20-13	.606	NIT First Round	
2005-06	Kent State	25-9	.735	NCAA First Round	MAC Coach of the Year MAC Champs*
2006-07	Kent State	21-11	.656		
2007-08	Kent State	28-7	.800	NCAA First Round	MAC Coach of the Year MAC Champs*
2008-09	TCU	14-17	.452		
2009-10	TCU	13-19	.406		
2010-11	TCU	11-22	.333		
2011-12	TCU	18-15	.545	CBI Quarterfinals	
2012-13	Ohio	24-10	.706	NIT First Round	District 14 Coach of the Year MAC Champs*
2013-14	Ohio	25-12	.676	CIT Quarterfinals	
2014-15	Boston College	12-18	.400		
Totals	12 years	255-171	.599	8 appearances	

* Regular-season champion

^ Tournament champion



GARLAND OWENS

SO | Forward | 6-5 | 210

Gaithersburg, MD | Magruder

2014-15: Had seven points and five rebounds in first start of the season at Florida State (2/18) ... scored a season-high nine points (all in first half) vs. Pittsburgh (1/6) ... scored eight points vs. Dayton (11/23) ... had seven points and four rebounds against New Mexico (11/20) ... had two points and two rebounds in the season-opener vs. UNH (11/14).

2013-14: Played in 30 games and made four starts; appeared in 16 ACC contests ... averaged 3.7 points, 1.8 rebounds and 0.4 assists per game; averaged 4.1 points, 1.7 rebounds and 0.4 assists in ACC action ... scored in double figures twice ... notched a season-high 16 points in 19 minutes off the bench against Maryland (12/12) ... was 6-for-8 from the floor and 4-for-5 from beyond the arc in that game.

NOTES: Spent a postgrad year at Massanutten Military Academy in Virginia after graduating from Magruder ... Montgomery County Sentinel Player of the Year as a senior ... earned All-Sentinel first-team and all-league first-team honors from the Washington Post ... honorable mention all-metropolitan selection by the Washington Post ... played in the 39th annual Capital Classic all-star game ... led Magruder to the 4A state title as a senior ... all-time leading rebounder for the Colonels.



DIMITRI BATTEN

GR | GUARD | 6-3 | 205

Newport News, VA | Kecoughtan

2014-15: Matched a season high with 18 points at Virginia Tech, going 7-for-9 from the floor and 4-for-5 from beyond the arc ... tallied 11 points and a season-high eight rebounds vs. NC State (2/28) ... had 17 points and five rebounds at Syracuse (1/20) ... scored a game-high 18 points vs. Binghamton (12/14) ... recorded 12 points and four assists vs. Maine (12/11) ... had 11 points and six rebounds vs. Providence (12/5) ... scored 17 points in first BC start vs. Marist (12/1), going 6-for-7 from the floor and 3-for-4 from long range ... recorded six points and three boards vs. Dayton (11/20) ... had eight points and two steals against UMass (11/16) ... made BC debut against New Hampshire (11/14) and had three rebounds.

2013-14: Averaged 9.7 points, 3.1 rebounds and 1.2 assists in his Old Dominion career ... second-leading scorer for the Monarchs in each of the last two seasons ... led the team in 3-pointers as a sophomore ... scored in double figures 24 times last season and matched a career high with 25 points against North Carolina Central.

NOTES: Transferred from Old Dominion after graduating with a degree in sociology ... has one year of eligibility remaining.

CAREER STATS

YEAR	GP-GS	MIN	FG-A	PCT	3FG-A	PCT	FTM-A	PCT	REB	PTS	A	TO	B	S
13-14	30-4	15.3	42-82	.512	14-36	.389	12-23	.522	1.8	3.7	13	12	4	7
14-15	30-2	16.4	45-88	.511	3-13	.231	13-21	.619	2.0	3.5	15	25	5	6
Car.	60-6	15.9	87-170	.512	17-49	.347	25-44	.568	1.9	3.6	28	37	9	13

CAREER HIGHS

Points	16 vs. Maryland (12/12/13)
Rebounds	5 (2x) last at Florida State (2/18/15)
Assists	2 (5x) last at Florida State (2/18/15)
Blocks	2 (2x) last vs. Marist (12/1/14)
Steals	2 vs. UMass Lowell (12/29/14)
Field Goals Made	6 vs. Maryland (12/12/13)
3-Pointers Made	4 vs. Maryland (12/12/13)
Free Throws Made	4 vs. Dayton (11/23/14)
Free Throw Attempts	5 at Florida State (2/18/15)
Minutes	32 at Florida State (2/18/15)

CAREER STATS

YEAR	GP-GS	MIN	FG-A	PCT	3FG-A	PCT	FTM-A	PCT	REB	PTS	A	TO	B	S
14-15	30-23	25.4	75-165	.455	25-69	.362	41-67	.612	2.9	7.2	37	38	5	31

CAREER HIGHS

Points	18 (2x) last at Virginia Tech (3/2/15)
Rebounds	8 vs. NC State (2/28/15)
Assists	4 (2x) last at Pittsburgh (2/24/15)
Blocks	1 (5x) last vs. Notre Dame (2/21/15)
Steals	3 (2x) last vs. Wake Forest (3/7/15)
Field Goals Made	7 at Virginia Tech (3/2/15)
3-Pointers Made	4 at Virginia Tech (3/2/15)
Free Throws Made	5 (2x) last vs. NC State (2/28/15)
Free Throw Attempts	8 at Syracuse (1/20/15)
Minutes	33 at Notre Dame (2/4/15)



DARRYL HICKS

R-FR | Guard | 6-2 | 185
 Louisville, KY | Trinity

2013-14: Sat out the season to recover from a torn ACL.

NOTES: Played his final two seasons at Trinity after playing a year at Shelby County and North Oldham ... one of five finalists for Kentucky's Mr. Basketball award as a senior; averaged 16.0 points and 5.3 rebounds ... led Trinity to the Seventh Region Tournament finals ... led the Shamrocks to the state title by averaging 12.1 points as a junior.

CAREER STATS

YEAR	GP-GS	MIN	FG-A	PCT	3FG-A	PCT	FTM-A	PCT	REB	PTS	A	TO	B	S
13-14	0-0	0.0	0-0	.000	0-0	.000	0-0	.000	0.0	0.0	0	0	0	0
Car.	0-0	0.0	0-0	.000	0-0	.000	0-0	.000	0.0	0.0	0	0	0	0

CAREER HIGHS

Points
Rebounds
Assists
Blocks
Steals
Field Goals Made
3-Pointers Made
Free Throws Made
Free Throw Attempts
Minutes



EDDIE ODIO

SR | Forward | 6-7 | 210
 Miami, FL | Christopher Columbus

2014-15: Scored a career-high 13 points to go along with six rebounds at Miami (1/10) ... recorded 11 points (6-for-7 FTs), five rebounds and three steals vs. Dayton (11/20) ... had a game-high eight rebounds against New Hampshire (11/14).

2013-14: Appeared in 31 games and made 15 starts; one of five players to play in all 18 ACC contests ... averaged 4.0, 2.9 rebounds and 0.7 assists; averaged 3.9 points, 3.1 rebounds and 0.7 assists in ACC play ... led the team with 24 blocks ... scored a career-high 12 points at North Carolina (1/18).

2012-13: Second on the team with 20 dunks and had 17 in the last 14 games ... second on the team with 22 blocks, but had a team-high 20 in conference play ... scored a career-high 11 points off the bench vs. Georgia Tech ... appeared in all 33 games last year and averaged 19.1 minutes per contest; averaged 4.3 points and 3.4 rebounds

NOTES: His father, Cesar, was the head basketball coach at Barry University (1994-2013) ... played his first schoolboy years at Miami Christian, before transferring to Christopher Columbus HS prior to the 2009-10 academic year ... earned All-Dade 6A first-team honors as a junior and senior at Christopher Columbus.

CAREER STATS

YEAR	GP-GS	MIN	FG-A	PCT	3FG-A	PCT	FTM-A	PCT	REB	PTS	A	TO	B	S
11-12	24-0	5.9	8-20	.400	0-3	.000	5-13	.385	1.0	0.9	4	5	3	4
12-13	33-8	19.1	57-119	.479	8-36	.222	21-32	.656	3.4	4.3	17	17	22	17
13-14	31-15	21.0	45-90	.500	16-37	.432	19-30	.633	2.9	4.0	22	25	24	8
14-15	27-6	15.6	20-57	.351	8-32	.250	12-17	.706	2.6	2.2	26	27	11	11
Car.	115-29	16.0	130-286	.455	32-99	.323	57-92	.620	2.6	3.0	69	74	60	40

CAREER HIGHS

Points13 at Miami (1/10/15)
Rebounds11 vs. Maryland (2/19/13)
Assists3 (2x) last vs. Notre Dame (2/16/14)
Blocks6 vs. Maryland (2/19/13)
Steals3 (2x) last vs. Duke (2/10/13)
Field Goals Made4 (7x) last at Miami (1/10/15)
3-Pointers Made3 (3x) last at Miami (1/10/15)
Free Throws Made6 vs. Dayton (11/23/14)
Free Throw Attempts7 vs. Dayton (11/23/14)
Minutes40 vs. Virginia (3/3/13)



KC CAUDILL

SR | CENTER | 6-11 | 300

Brea, CA | Brea Olinda

2013-14: Played in 19 games and made five starts; made three starts in ACC play while appearing in nine games ... averaged 1.8 points, 1.5 rebounds and 0.5 assists per game; averaged 1.3 points, 1.7 rebounds and 0.4 assists in ACC action ... started the last three games of the season ... scored a career-high 11 points at USC (12/8).

2012-13: Appeared in 10 games; averaged 1.0 points and 0.9 rebound in 3.5 minutes.

NOTES: Earned Parade All-America second-team honors as a senior at Brea-Olinda High School ... was a three-year All-CIF Southern Section Division 3A selection (first team in 2010-11, second team in 2008-09 and 2009-10) ... his uncle, Clint Myers, is the head softball coach at Auburn.

CAREER STATS

YEAR	GP-GS	MIN	FG-A	PCT	3FG-A	PCT	FTM-A	PCT	REB	PTS	A	TO	B	S
11-12	28-6	9.8	23-48	.479	0-1	.000	15-25	.600	1.1	2.2	15	25	5	1
12-13	10-0	3.5	5-8	.625	0-0	.000	0-0	.000	0.9	1.0	2	3	1	0
13-14	19-5	8.5	11-21	.524	0-0	.000	12-18	.667	1.5	1.8	9	12	2	1
14-15	1-0	1.0	0-0	.000	0-0	.000	0-0	.000	0.0	0.0	0	0	0	0
Car.	58-11	8.1	39-77	.506	0-1	.000	27-43	.628	1.2	1.8	26	40	8	2

CAREER HIGHS

Points	11 at USC (12/8/13)
Rebounds	7 at Wake Forest (3/1/14)
Assists	2 (5x) last at USC (12/8/13)
Blocks	2 vs. Penn State (11/30/11)
Steals	1 (2x) last vs. Georgia Tech (3/12/14)
Field Goals Made	3 (4x) last at USC (12/8/13)
3-Pointers Made	
Free Throws Made	5 at USC (12/8/13)
Free Throw Attempts	8 at USC (12/8/13)
Minutes	23 at Wake Forest (3/1/14)



STEVE PERPIGLIA

JR | GUARD | 5-10 | 165

Broomall, PA | Malvern Prep

2013-14: Appeared in three games, including two ACC contests ... averaged 0.7 points and 0.3 rebounds per game; averaged 0.5 rebounds in ACC games ... scored first collegiate points at Purdue (12/4).

NOTES: Earned all-league first team and all-city third team honors as a senior ... led Malvern Prep to consecutive Inter-Ac championships as a junior and senior; the Friars' first outright titles in 25 years ... was the starting point guard those two seasons; the team went a combined 52-10 ... averaged 12.5 points, 6.4 assists and 5.3 rebounds per game as a senior.

CAREER HIGHS

YEAR	GP-GS	MIN	FG-A	PCT	3FG-A	PCT	FTM-A	PCT	REB	PTS	A	TO	B	S
12-13	4-0	2.0	0-4	.000	0-2	.000	0-0	.000	0.3	0.0	0	2	0	0
13-14	3-0	1.3	1-2	.500	0-1	.000	0-0	.000	0.3	0.7	0	0	0	0
14-15	16-0	1.8	1-2	.500	0-2	.000	0-0	.000	0.0	0.1	5	3	0	0
Car.	23-0	1.7	2-8	.250	0-4	.000	0-0	.000	0.1	0.2	5	5	0	0

CAREER HIGHS

Points	2 (2x) last vs. UMass Lowell (12/29/14)
Rebounds	1 (2x) last vs. Virginia Tech (1/29/14)
Assists	2 at Clemson (1/31/15)
Blocks	
Steals	
Field Goals Made	1 (2x) last vs. UMass Lowell (12/29/14)
3-Pointers Made	
Free Throws Made	
Free Throw Attempts	
Minutes	4 vs. Dartmouth (12/31/12)



WILL MAGARITY

SO | Forward | 6-11 | 240
 Stockholm, Sweden | Norrkoping BBK

2014-15: Matched a career high with 10 points vs. Miami (2/16) ... had nine points and six boards vs. Louisville (1/28) ... got first start of the season at Georgia Tech (1/25) and had nine points and five rebounds ... had six points, five rebounds and a career-high three steals vs. Marist (12/1) ... recorded eight points and three rebounds vs. New Hampshire (11/14).

2013-14: Played in 30 games and made seven starts; appeared in 16 ACC contests with four starts ... averaged 2.5 points, 1.4 rebounds and 0.4 assists per game; averaged 1.3 points, 1.4 rebounds and 0.1 assists in ACC action ... scored a season-high 10 points vs. Philadelphia (12/15), going 5-for-7 from the floor.

NOTES: Played for Sweden's U-20 National Team ... averaged 6.9 points and 5.3 rebounds in 21 minutes per game for club team, Eco Orebro, in 2012-13; also hit 32 percent of his 3-pointers ... played for Sweden in the U-18 European Championship, averaging 7.6 points and 5.1 rebounds in nine games ... represented his country in the U-16 European Championship, averaging 15.6 points and 7.0 rebounds in eight games.

CAREER STATS

YEAR	GP-GS	MIN	FG-A	PCT	3FG-A	PCT	FTM-A	PCT	REB	PTS	A	TO	B	S
13-14	30-7	10.5	29-58	.500	3-12	.250	13-21	.619	1.4	2.5	12	17	8	7
14-15	22-3	15.7	31-78	.397	9-29	.310	15-26	.577	2.8	3.9	12	22	9	8
Car.	52-8	12.7	60-136	.441	12-41	.293	28-47	.596	2.0	3.1	24	39	17	15

CAREER HIGHS

Points	10 (2x) last vs. Miami (2/16/15)
Rebounds	6 (3x) last vs. Louisville (1/28/15)
Assists	3 (3x) last vs. Providence (12/5/14)
Blocks	2 (10x) last vs. Massachusetts (11/16/14)
Steals	3 vs. Marist (12/1/14)
Field Goals Made	5 vs. Philadelphia (12/15/13)
3-Pointers Made	2 (2x) last vs. Miami (2/16/15)
Free Throws Made	4 vs. Marist (12/1/14)
Free Throw Attempts	6 vs. Marist (12/1/14)
Minutes	31 vs. Louisville (1/28/15)



IDY DIALLO

FR | Forward | 6-11 | 240
 Los Angeles, CA | Cathedral

NOTES: Named to the All-California Interscholastic Federation Second Team last year after averaging 10.6 and 8.6 rebounds per game at Cathedral ... also averaged 2.4 blocks, 1.4 assists and 1.2 steals in 18 games last season ... named to the Cal-Hi Sports All-State Elite team ... led the 24-6 Phantoms to the CIFSS Open Division playoffs and was named MVP of the Camino Real League ... named Athlete of the Year at Cathedral.

CAREER STATS

YEAR	GP-GS	MIN	FG-A	PCT	3FG-A	PCT	FTM-A	PCT	REB	PTS	A	TO	B	S
------	-------	-----	------	-----	-------	-----	-------	-----	-----	-----	---	----	---	---

CAREER HIGHS

Points
Rebounds
Assists
Blocks
Steals
Field Goals Made
3-Pointers Made
Free Throws Made
Free Throw Attempts
Minutes



JOHN CAIN CARNEY

SR | Forward | 6-8 | 225

Philadelphia, PA | The Shipley School

2014-15: Scored a career-high five points vs. Wake Forest (3/7) and had five boards ... had a career-high five rebounds vs. UMass (11/16).

2013-14: Played in four games, including two ACC contests ... averaged 0.5 points and 0.5 rebounds per game ... scored first collegiate points against Massachusetts (11/10) and added a rebound.

2012-13: Appeared in seven games last year, including three ACC contests ... battled a foot injury early in the season.

NOTES: Played his freshman and sophomore seasons at Julia R. Masterman HS before transferring to The Shipley School prior to the 2009-10 year ... earned All-Main Line second-team honors as a senior forward at The Shipley School ... gained All-Main Line honorable mention accolades as a junior.

CAREER STATS

YEAR	GP-GS	MIN	FG-A	PCT	3FG-A	PCT	FTM-A	PCT	REB	PTS	A	TO	B	S
11-12	10-0	2.2	0-4	.000	0-0	.000	0-0	.000	0.5	0.0	2	1	0	0
12-13	7-0	1.3	0-1	.000	0-0	.000	0-0	.000	0.1	0.0	0	0	0	0
13-14	4-0	1.3	1-1	1.000	0-0	.000	0-0	.000	0.5	0.5	0	0	0	0
14-15	24-0	7.9	7-15	.467	1-4	.250	0-3	.000	1.5	0.6	3	7	2	6
Car.	45-0	5.0	8-21	.381	1-4	.250	0-3	.000	1.0	0.4	5	8	2	6

CAREER HIGHS

Points	5 vs. Wake Forest (3/7/15)
Rebounds	5 (2x) last vs. Wake Forest (3/7/15)
Assists	1 (5x) last at Georgia Tech (1/25/15)
Blocks	1 (2x) last at Florida State (2/18/15)
Steals	2 vs. Maine (12/11/14)
Field Goals Made	2 (2x) last vs. Wake Forest (3/7/15)
3-Pointers Made	1 vs. Wake Forest (3/7/15)
Free Throws Made	
Free Throw Attempts	2 vs. Providence (12/5/14)
Minutes	14 vs. Wake Forest (3/7/15)



SAM DONAHUE

SO | Guard | 6-1 | 180

Pawcatuck, CT | Northfield Mt. Hermon

2013-14: Appeared in 12 games, including six ACC contests ... averaged 0.3 points, 0.3 rebounds and 0.2 assists per game ... averaged 0.3 rebounds and 0.2 assists in ACC action ... hit a 3-pointer at Auburn (12/22) for his first collegiate points.

NOTES: Led Northfield Mount Hermon to the National Prep Championship title as a senior and earned honorable mention All-NEPSAC AAA honors ... tied the NMH school record for 3-pointers in a career with 96 ... led NMH to the NEPSAC AAA league title as a junior ... was a 1,000-point scorer at Stonington in two seasons ... holds the Stonington record for 3-pointers in a game (10) ... earned first team all-state honors as a junior at Stonington.

CAREER STATS

YEAR	GP-GS	MIN	FG-A	PCT	3FG-A	PCT	FTM-A	PCT	REB	PTS	A	TO	B	S
13-14	12-0	1.1	1-12	.083	1-11	.091	0-0	.000	0.3	0.3	2	0	0	0
14-15	7-0	1.1	1-2	.500	0-1	.000	0-0	.000	0.0	0.3	0	0	0	0
Car.	19-0	1.1	2-14	.143	1-12	.083	0-0	.000	0.3	0.3	2	0	0	0

CAREER HIGHS

Points	3 at Auburn (12/22/13)
Rebounds	2 (2x) last at North Carolina (1/18/14)
Assists	1 (2x) last at North Carolina (1/18/14)
Blocks	
Steals	
Field Goals Made	1 (2x) last vs. Marist (12/1/14)
3-Pointers Made	1 at Auburn (12/22/13)
Free Throws Made	
Free Throw Attempts	
Minutes	3 at Purdue (12/4/13)



LONNIE JACKSON

SR | Guard | 6-3 | 175
Valencia, CA | Valencia

2014-15: Made his season debut vs. Binghamton (12/14) ... will miss the rest of the season with a lower leg injury.

2013-14: Ranks ninth all-time at Boston College in career 3-pointers (175) ... appeared in 29 games and made 12 starts; played in all 18 ACC games with 11 starts ... averaged 7.0 points, 2.2 rebounds and 1.8 assists per game; averaged 8.7 points, 2.3 rebounds and 1.5 assists in ACC play ... led the team in 3-point percentage (.379) ... ranked second in the ACC in 3-point percentage (.426) during league play and eighth in 3-pointers made (2.22).

2012-13: Ranked sixth in the ACC in 3-pointers (2.0) ... ranked fourth in the ACC in 3-point percentage (.432) and seventh in 3-pointers made (2.1) during conference contests ... averaged a team-high 16.8 points from December 31 to January 16 ... had a season-high 23 points at Wake Forest.

NOTES: Completed his high-school career as Valencia High School's career leader in scoring (1,989), three-point field goals made (184), free throws made (541), assists (403) and steals (247) ... earned LA Daily News Player of the Year accolades and LA Times all-star honors in 2010-11.

CAREER STATS

YEAR	GP-GS	MIN	FG-A	PCT	3FG-A	PCT	FTM-A	PCT	REB	PTS	A	TO	B	S
11-12	31-24	27.3	74-187	.396	57-143	.399	52-66	.788	2.5	8.3	51	52	9	29
12-13	33-19	29.3	84-220	.382	65-170	.382	54-65	.831	2.7	8.7	62	51	1	29
13-14	29-12	23.6	66-169	.391	53-140	.379	19-28	.679	2.2	7.0	52	33	4	20
14-15	3-0	8.7	0-5	.000	0-5	.000	0-0	.000	0.7	0.0	1	0	0	2
Car.	96-56	26.3	224-581	.386	175-458	.382	125-159	.786	2.4	7.8	166	136	14	80

CAREER HIGHS

Points	26 vs. Bryant (12/18/11)
Rebounds	9 vs. New Hampshire (12/16/12)
Assists	6 (2x) last vs. Clemson (2/2/13)
Blocks	1 (13x) last vs. Syracuse (1/13/14)
Steals	3 (8x) last vs. Virginia Tech (1/29/14)
Field Goals Made	8 vs. Bryant (12/18/11)
3-Pointers Made	7 vs. Bryant (12/18/11)
Free Throws Made	8 at Maryland (2/16/12)
Free Throw Attempts	12 at Virginia Tech (1/9/13)
Minutes	44 vs. Rhode Island (1/2/12)



OLIVIER HANLAN

JR | Guard | 6-4 | 190
Aylmer, Quebec | New Hampton (NH)

2014-15: Had 24 points and eight boards vs. NC State (2/28) ... scored 39 points, going 10-for-20 from the field and 14-for-14 from the foul line at Pittsburgh (2/24) ... scored 32 points at Florida State (2/18) ... recorded 32 points, eight rebounds, four assists and three steals vs. Miami (2/16) ... scored 30 points vs. North Carolina (2/7) ... scored 28 points and went 6-for-9 from beyond the arc at Notre Dame (2/4) ... had 25 points and seven boards at Georgia Tech (1/25) ... had 22 points, four assists and two steals at #2/2 Duke (1/3) ... recorded 24 points, eight rebounds and three steals vs. Providence (12/5) ... dished out a career-high nine assists vs. Marist (12/1) ... recorded 23 points (10-for-15 FGs), four steals and three assists vs. West Virginia (11/21).

2013-14: All-ACC Third Team selection ... averaged 18.5 points, 3.4 rebounds and 2.9 assists per game ... led the Eagles in points, free throw percentage (.811), steals (25) and minutes (36.2) ... ranked second in assists (93) ... ranked third in the ACC in points, fourth in minutes, sixth in free throw percentage and seventh in field goal percentage (.447).

2012-13: ACC Freshman of the Year ... only unanimous choice to the All-ACC Freshman Team ... All-ACC honorable mention ... led ACC freshmen in scoring (15.4) and was fifth overall ... sixth in the league in points per game (15.7) during conference play ... four-time ACC Rookie of the Week.

CAREER STATS

YEAR	GP-GS	MIN	FG-A	PCT	3FG-A	PCT	FTM-A	PCT	REB	PTS	A	TO	B	S
12-13	33-33	34.2	166-363	.457	50-127	.394	126-168	.750	4.2	15.4	75	73	2	38
13-14	32-31	36.2	173-387	.447	61-176	.347	185-228	.811	3.4	18.5	93	78	2	25
14-15	30-29	37.7	212-458	.463	63-174	.362	95-127	.748	4.1	19.4	126	83	1	38
Car.	95-93	36.0	551-1208	.456	174-478	.364	406-523	.776	3.9	17.7	294	234	5	101

CAREER HIGHS

Points	41 vs. Georgia Tech (3/14/13)
Rebounds	12 vs. Providence (12/22/12)
Assists	9 (2x) last vs. Louisville (1/28/15)
Blocks	1 (5x) last vs. West Virginia (11/21/14)
Steals	5 at Virginia Tech (1/9/13)
Field Goals Made	14 vs. Georgia Tech (3/14/13)
3-Pointers Made	8 vs. Georgia Tech (3/14/13)
Free Throws Made	15 (2x) last vs. Maryland (12/12/13)
Free Throw Attempts	19 at Penn State (11/28/12)
Minutes	49 vs. Miami (2/16/15)



AARON BROWN

GR | Guard | 6-5 | 215
Hackensack, NJ | St. Benedict's Prep

2014-15: Notched 20 points and five assists at Pitt (2/24) ... scored 22 points vs. Notre Dame (2/21) ... tallied 15 points at Florida State (2/18) ... scored 19 points vs. Syracuse (2/11) ... had 18 points and six rebounds vs. North Carolina (2/7) ... scored a game-high 28 points vs. Louisville (1/28), going 5-for-12 from beyond the arc ... scored a game-high 21 points at Syracuse (1/20) and added six rebounds ... recorded 22 points, nine field goals and four assists vs. UMass Lowell (12/29) ... scored 18 points vs. USC (12/21) ... scored a team-high 21 points vs. Maine (12/11) ... had 16 points and seven rebounds vs. Providence (12/5) ... scored a team-high 19 points vs. Marist ... had 16 points and three steals vs. New Mexico (11/20) ... made BC debut against New Hampshire (11/14) and scored a game-high 21 points.

NOTES: Transferred from Southern Miss after graduating with a degree in interdisciplinary studies ... played his first two collegiate seasons at Temple ... has one year of eligibility remaining and is available to play immediately ... played in all 36 games with 30 starts for the Golden Eagles last season ... averaged 9.9 points, 4.3 rebounds and 1.3 assists per game ... ranked third on the team in rebounding and fourth in scoring ... led the team in 3-point percentage (.391) which ranked eighth in Conference USA.

CAREER STATS

YEAR	GP-GS	MIN	FG-A	PCT	3FG-A	PCT	FTM-A	PCT	REB	PTS	A	TO	B	S
14-15	30-30	33.7	151-365	.414	57-180	.317	92-131	.702	3.2	15.0	62	65	1	19

CAREER HIGHS

Points	28 vs. Louisville (1/28/15)
Rebounds	7 (3x) last vs. Harvard (1/14/15)
Assists	5 at Pittsburgh (2/24/15)
Blocks	1 vs. Providence (12/5/14)
Steals	3 vs. New Mexico (11/20/14)
Field Goals Made	10 vs. Louisville (1/28/15)
3-Pointers Made	5 vs. Louisville (1/28/15)
Free Throws Made	7 (2x) last at Syracuse (1/20/15)
Free Throw Attempts	9 (3x) last vs. NC State (2/28/15)
Minutes	43 vs. Miami (2/16/15)



ALEX DRAGICEVICH

SR | Forward | 6-7 | 222
Northbrook, IL | Glenbrook North

2013-14: Appeared in 27 games and made 13 starts; played in 14 ACC games with three starts ... averaged 3.9 points, 1.4 rebounds and 0.7 assists per game; averaged 2.1 points, 0.7 rebounds and 0.4 assists in ACC action ... scored in double figures three times.

2012-13: Sat out the 2012-13 season after transferring from Notre Dame.

NOTES: One of three players to appear in all 34 games in 2011-12 for the Irish; made 10 starts ... played an average of 20.9 minutes per game; averaged 6.6 points, 1.8 rebounds and 1.2 assists per game ... averaged 6.0 points, 1.6 rebounds and 1.0 assist in Big East contests ... scored in double figures seven times.

CAREER STATS

YEAR	GP-GS	MIN	FG-A	PCT	3FG-A	PCT	FTM-A	PCT	REB	PTS	A	TO	B	S
13-14	27-13	15.2	34-82	.415	20-58	.345	16-23	.696	1.4	3.9	19	18	12	14
14-15	18-1	5.1	4-10	.400	4-8	.500	0-0	.000	0.5	0.7	3	3	2	2
Car.	45-14	11.1	38-92	.413	24-66	.364	16-23	.696	1.0	2.6	22	21	14	16

CAREER HIGHS

Points	22 vs. Pittsburgh (12/27/11) ND
Rebounds	9 vs. Detroit (11/14/11) ND
Assists	7 vs. Delaware State (11/18/11) ND
Blocks	2 at Notre Dame (1/1/14)
Steals	2 (3x) last vs. Virginia Tech (1/29/14)
Field Goals Made	8 vs. Pittsburgh (12/27/11) ND
3-Pointers Made	4 (2x) last vs. Philadelphia (12/15/13)
Free Throws Made	4 (3x) last vs. Connecticut (11/21/13)
Free Throw Attempts	5 vs. Syracuse (1/21/12) ND
Minutes	38 vs. Delaware State (11/18/11) ND

NDcareer highs from Notre Dame



DENNIS CLIFFORD

JR | Center | 7-0 | 250

Bridgewater, MA | Milton Academy

2014-15: Recorded 10 points and nine boards at Virginia Tech (3/2) ... had 10 points, five rebounds and three blocks vs. NC State (2/28) ... recorded 17 points, six rebounds and four assists vs. Notre Dame (2/21) ... notched first career double-double with 13 points and 10 rebounds vs. Harvard (1/14) ... matched a career high with 19 points vs. UMass Lowell (12/29), going 9-for-11 from the foul line ... scored a career-high 19 points to go along with seven rebounds and three blocks vs. Maine (12/11) ... grabbed a game-high nine rebounds vs. Dayton (11/23) ... had eight rebounds against New Mexico (11/20) ... played 24 minutes vs. New Hampshire (11/14), the most since Feb. 16, 2013.

2013-14: Received a medical redshirt after playing in two games.

2012-13: Averaged 3.0 points and 3.2 rebounds while battling a sore knee.

NOTES: Played three years at Bridgewater-Raynham HS (starter in 2007-08 and 2008-09) ... transferred to Milton Academy, where he played two seasons ... earned NEPSAC All-New England Class A Player of the Year honors as a senior at Milton Academy ... twice captured All-Independent School League first-team honors ... was also a two-time Patriot Ledger All-Scholastic selection.

CAREER STATS

YEAR	GP-GS	MIN	FG-A	PCT	3FG-A	PCT	FTM-A	PCT	REB	PTS	A	TO	B	S
11-12	31-25	26.9	108-207	.522	2-10	.200	59-89	.663	4.7	8.9	35	79	29	12
12-13	30-14	14.6	31-65	.477	2-4	.500	19-34	.559	3.2	2.8	15	27	26	5
13-14	2-0	16.5	3-4	.750	0-0	.000	0-0	.000	4.5	3.0	2	2	0	6
14-15	29-26	24.7	71-143	.497	2-4	.500	57-80	.713	5.4	6.9	27	36	34	11
Car.	92-65	22.0	213-418	.510	6-18	.333	135-203	.665	4.4	6.2	79	144	89	33

CAREER HIGHS

Points	19 (2x) last vs. UMass Lowell (12/29/14)
Rebounds	10 (2x) last vs. Harvard (1/14/15)
Assists	4 (2x) last vs. Notre Dame (2/21/15)
Blocks	3 (10x) last vs. Wake Forest (3/7/15)
Steals	2 (3x) last vs. Maine (12/11/14)
Field Goals Made	6 (2x) last vs. FIU (11/11/12)
3-Pointers Made	1 (6x) last at Virginia Tech (3/2/15)
Free Throws Made	9 (2x) last vs. UMass Lowell (12/29/14)
Free Throw Attempts	11 (2x) last vs. UMass Lowell (12/29/14)
Minutes	46 vs. Rhode Island (1/2/12)



PATRICK HECKMANN

SR | Guard | 6-5 | 210

Mainz, Germany | Theresianum Gymnasium

2014-15: Recorded 14 points and seven assists vs. NC State (2/28) ... had 13 points, eight rebounds and six assists vs. Miami (2/15) ... recorded 14 points, five rebounds and five assists vs. Louisville (1/28) ... had 12 points at Georgia Tech (1/25) ... scored 15 points vs. Virginia (1/17) ... scored 14 points, including nine in overtime, vs. Harvard (1/14) ... had 13 points and four steals vs. Maine (12/11) ... recorded 14 points and seven rebounds vs. West Virginia (11/21).

2013-14: Played in 31 games and made eight starts ... appeared in 17 ACC games with four starts ... averaged 6.0 points, 2.1 rebounds and 0.8 assists per game; averaged 6.8 points, 2.2 rebounds and 0.8 assists in conference play ... averaged 12.5 points in the last six games of the season which was third on the team.

2012-13: Fifth on the team with 7.7 points per game ... scored 15 points at #6/6 Duke on February 24.

NOTES: Played the 2010-11 season with TV Langen in Germany's 3rd League ProB ... also played for the SC Rheinhessen U-19 team in 2010-11; averaged 24.2 points, 9.5 rebounds and 2.2 assists per game.

CAREER STATS

YEAR	GP-GS	MIN	FG-A	PCT	3FG-A	PCT	FTM-A	PCT	REB	PTS	A	TO	B	S
11-12	22-9	22.0	56-122	.459	15-43	.349	56-78	.718	3.0	8.3	37	65	3	10
12-13	33-23	23.3	81-178	.455	42-112	.375	61-75	.813	2.5	8.0	49	41	12	31
13-14	31-8	16.1	60-134	.448	27-78	.346	38-53	.717	2.1	6.0	26	27	4	9
14-15	30-30	29.3	84-180	.467	21-77	.273	54-69	.783	4.4	8.1	83	59	12	39
Car.	116-70	22.7	281-612	.459	105-310	.339	209-275	.760	3.0	7.6	195	192	31	89

CAREER HIGHS

Points	32 vs. UC Riverside (11/25/11)
Rebounds	9 at Syracuse (1/20/15)
Assists	7 (2x) last vs. NC State (2/28/15)
Blocks	2 (2x) last vs. Harvard (1/14/15)
Steals	5 (2x) last at Virginia Tech (3/2/15)
Field Goals Made	9 vs. UC Riverside (11/25/11)
3-Pointers Made	5 vs. Holy Cross (12/29/12)
Free Throws Made	10 vs. UC Riverside (11/25/11)
Free Throw Attempts	12 vs. Massachusetts (11/21/11)
Minutes	47 vs. Miami (2/16/15)

BOSTON COLLEGE STATISTICS: PTS-REBS-ASSISTS



Opponent	Date	Score		00	01	04	05	10	11	13
				OWENS,GARL	BATTEN,DIM	ODIO,EDDIE	CAUDILL,KC	PERPIGLIA,	MAGARITY,W	CARNEY,JOH
UNH	11-14-14	58-50	w	2-2-2	0-3-0	2-8-1	DNP	DNP	8-3-0	DNP
vs Massachusetts	11-16-14	62-71	L	0-5-0	8-0-1	2-3-2	DNP	0-0-0	5-2-0	0-5-0
vs New Mexico	11-20-14	69-65	w	7-4-2	4-2-1	5-3-2	DNP	0-0-0	0-3-0	0-2-0
vs West Virginia	11/21/14	66-70	L	4-3-0	0-1-1	2-1-0	DNP	DNP	5-3-3	2-3-1
vs Dayton	11/23/14	53-65	L	8-1-1	6-3-1	11-5-0	DNP	0-0-0	2-0-0	0-2-0
MARIST	12-1-14	79-61	w	5-3-1	17-2-0	DNP	DNP	0-0-0	6-5-1	4-3-0
PROVIDENCE	12-5-14	69-60	w	0-0-1	11-6-0	DNP	DNP	DNP	6-6-3	0-0-0
MAINE	12-11-14	85-74	w	2-2-0	12-2-4	DNP	0-0-0	0-0-0	6-3-0	2-1-1
BINGHAMTON	12-14-14	63-49	w	2-0-0	18-3-1	0-3-1	DNP	0-0-0	0-4-0	0-1-0
USC	12-21-14	71-75	L	2-2-0	7-3-3	0-4-0	DNP	DNP	7-2-0	DNP
UMASS LOWELL	12-29-14	70-47	w	0-0-0	8-1-0	2-1-2	DNP	2-0-0	0-0-0	0-1-0
at Duke	1/3/15	62-85	L	4-4-0	7-2-2	0-5-0	DNP	0-0-1	1-4-1	0-3-0
PITTSBURGH	1-6-15	60-61	L	9-2-0	9-3-0	4-0-0	DNP	0-0-1	0-2-0	0-0-0
at Miami	01-10-15	56-60	L	4-2-0	7-3-1	13-6-2	DNP	0-0-0	2-5-0	DNP
HARVARD	1-14-15	64-57	w	2-0-0	4-3-1	0-5-1	DNP	0-0-0	2-0-0	DNP
#2/2 VIRGINIA	1-17-15	51-66	L	0-3-0	2-3-0	0-2-1	DNP	0-0-0	6-1-0	DNP
at Syracuse	1/20/15	61-69	L	0-0-0	17-5-1	0-2-2	DNP	DNP	0-1-1	0-0-0
at Georgia Tech	1/25/15	64-62	w	3-3-0	2-3-0	2-1-2	DNP	DNP	9-5-2	0-2-1
LOUISVILLE	1-28-15	72-81	L	5-2-0	5-6-2	0-3-0	DNP	DNP	9-6-0	DNP
at Clemson	1/31/15	49-64	L	2-4-0	5-4-1	5-2-1	DNP	0-0-2	0-3-1	0-1-0
at Notre Dame	2-4-15	63-71	L	6-0-0	5-5-2	2-3-1	DNP	DNP	DNP	0-1-0
12/13 NORTH CAROLINA	2-7-15	68-79	L	2-1-2	3-3-3	0-0-2	DNP	DNP	DNP	2-1-0
SYRACUSE	2-11-15	56-70	L	2-1-0	4-1-2	0-0-0	DNP	DNP	2-1-0	0-1-0
MIAMI	2-16-15	86-89	L	4-2-1	7-3-3	0-0-0	DNP	0-0-0	10-3-0	0-0-0
at Florida State	02/18/15	60-69	L	7-5-2	2-1-0	0-3-0	DNP	DNP	DNP	0-0-0
#10/10 NOTRE DAME	2-21-15	70-87	L	2-1-1	5-1-1	0-3-1	DNP	0-0-0	DNP	0-2-0
at Pittsburgh	02/24/15	65-71	L	2-2-0	2-3-4	0-4-1	DNP	DNP	DNP	0-0-0
NORTH CAROLINA STATE	2-28-15	79-63	w	6-2-1	11-8-1	1-2-1	DNP	DNP	DNP	0-1-0
at Virginia Tech	03/02/15	66-59	w	5-1-0	18-2-1	0-1-2	DNP	DNP	DNP	0-0-0
WAKE FOREST	3-7-15	79-61	w	9-4-1	10-3-0	9-1-1	DNP	0-0-1	DNP	5-5-0

Opponent	Date	Score		15	20	21	22	23	24	33
				DONAHUE,SA	JACKSON,LO	HANLAN,OLI	BROWN,AARO	DRAGICEVIC	CLIFFORD,D	HECKMANN,P
UNH	11-14-14	58-50	w	DNP	DNP	17-5-1	21-1-1	DNP	6-4-0	2-4-0
vs Massachusetts	11-16-14	62-71	L	0-0-0	DNP	18-4-2	12-3-3	3-1-2	6-7-0	8-8-1
vs New Mexico	11-20-14	69-65	w	DNP	DNP	20-3-6	16-0-1	DNP	6-8-2	11-4-2
vs West Virginia	11/21/14	66-70	L	DNP	DNP	23-0-3	10-3-2	DNP	6-1-2	14-7-3
vs Dayton	11/23/14	53-65	L	DNP	DNP	10-4-3	6-5-1	DNP	6-9-1	4-1-1
MARIST	12-1-14	79-61	w	2-0-0	DNP	9-5-9	19-1-0	3-1-1	6-4-3	8-7-1
PROVIDENCE	12-5-14	69-60	w	DNP	DNP	24-8-3	16-7-2	0-2-0	6-6-1	6-3-3
MAINE	12-11-14	85-74	w	0-0-0	DNP	10-4-6	21-2-1	0-0-0	19-7-1	13-4-3
BINGHAMTON	12-14-14	63-49	w	0-0-0	0-1-1	14-5-2	16-3-2	0-1-0	7-5-0	6-8-3
USC	12-21-14	71-75	L	DNP	0-0-0	15-1-8	18-2-1	DNP	9-9-2	13-4-3
UMASS LOWELL	12-29-14	70-47	w	0-0-0	0-1-0	10-5-3	22-3-4	6-2-0	19-4-0	1-3-6
at Duke	1/3/15	62-85	L	0-0-0	DNP	22-1-4	11-2-0	DNP	8-5-1	9-5-1
PITTSBURGH	1-6-15	60-61	L	DNP	DNP	18-8-6	11-2-3	DNP	2-9-0	7-4-2
at Miami	01-10-15	56-60	L	DNP	DNP	19-4-4	5-7-4	0-0-0	6-4-0	0-2-0
HARVARD	1-14-15	64-57	w	DNP	DNP	17-4-8	12-7-4	0-0-0	13-10-0	14-3-3
#2/2 VIRGINIA	1-17-15	51-66	L	0-0-0	DNP	18-2-6	4-2-0	DNP	6-3-0	15-2-1
at Syracuse	1/20/15	61-69	L	DNP	DNP	13-5-5	21-6-2	0-0-0	1-1-0	9-9-4
at Georgia Tech	1/25/15	64-62	w	DNP	DNP	25-7-2	11-1-2	0-0-0	DNP	12-2-2
LOUISVILLE	1-28-15	72-81	L	DNP	DNP	11-2-9	28-2-0	0-0-0	0-0-1	14-5-5
at Clemson	1/31/15	49-64	L	DNP	DNP	15-4-5	15-2-2	0-0-0	0-0-0	7-5-1
at Notre Dame	2-4-15	63-71	L	DNP	DNP	28-4-4	13-6-2	0-0-0	6-7-0	3-5-4
12/13 NORTH CAROLINA	2-7-15	68-79	L	DNP	DNP	30-0-1	18-6-3	DNP	6-5-0	7-3-2
SYRACUSE	2-11-15	56-70	L	DNP	DNP	16-4-4	19-4-2	0-0-0	6-5-1	7-3-6
MIAMI	2-16-15	86-89	L	DNP	DNP	32-8-4	10-3-4	0-0-0	10-4-1	13-8-6
at Florida State	02/18/15	60-69	L	DNP	DNP	32-3-1	15-1-2	DNP	2-5-0	2-7-7
#10/10 NOTRE DAME	2-21-15	70-87	L	DNP	DNP	19-2-4	22-2-3	0-0-0	17-6-4	5-1-1
at Pittsburgh	02/24/15	65-71	L	DNP	DNP	39-3-1	20-4-5	0-2-0	2-8-1	0-2-0
NORTH CAROLINA STATE	2-28-15	79-63	w	DNP	DNP	24-8-3	13-3-2	DNP	10-5-2	14-4-7
at Virginia Tech	03/02/15	66-59	w	DNP	DNP	15-6-1	13-3-2	DNP	10-9-1	5-5-4
WAKE FOREST	3-7-15	79-61	w	DNP	DNP	19-4-8	13-2-2	0-0-0	0-7-3	14-4-1

BOSTON COLLEGE STATISTICS: ACC



RECORD:	OVERALL	HOME	AWAY	NEUTRAL
ALL GAMES	4-14	2-7	2-7	0-0
CONFERENCE	4-14	2-7	2-7	0-0
NON-CONFERENCE	0-0	0-0	0-0	0-0

#	Player	gp-gs	min	avg	Total			3-Point		F-Throw		Rebounds					pts	avg				
					fg-fga	fg%	3fg-fga	3fg%	ft-fita	ft%	off	def	tot	avg	pf	dq			a	to	blk	stl
21	Olivier Hanlan	18-17	699	38.8	140-290	.483	51-117	.436	64-79	.810	8	67	75	4.2	40	1	72	42	0	12	395	21.9
22	Aaron Brown	18-18	645	35.8	84-218	.385	33-108	.306	61-82	.744	11	47	58	3.2	42	0	40	31	0	9	262	14.6
33	Patrick Heckmann	18-18	555	30.8	51-112	.455	14-49	.286	27-35	.771	17	59	76	4.2	51	2	54	34	6	22	143	7.9
01	Dimitri Batten	18-16	464	25.8	43-101	.426	15-42	.357	20-37	.541	10	49	59	3.3	49	1	24	22	3	20	121	6.7
24	Dennis Clifford	17-14	423	24.9	39-86	.453	1-3	.333	13-17	.765	24	59	83	4.9	47	4	15	24	17	5	92	5.4
00	Garland Owens	18-2	314	17.4	31-53	.585	2-7	.286	8-13	.615	13	26	39	2.2	25	0	8	13	2	1	72	4.0
11	Will Magarity	10-3	171	17.1	15-38	.395	6-19	.316	3-8	.375	11	20	31	3.1	19	0	5	7	5	3	39	3.9
04	Eddie Odio	18-1	238	13.2	12-34	.353	6-18	.333	6-10	.600	12	26	38	2.1	36	0	17	16	7	2	36	2.0
13	John Cain Carney	15-0	110	7.3	3-8	.375	1-3	.333	0-0	.000	4	13	17	1.1	14	0	1	4	1	3	7	0.5
23	Alex Dragicevich	11-1	37	3.4	0-2	.000	0-2	.000	0-0	.000	0	2	2	0.2	4	0	0	2	1	1	0	0.0
10	Steve Perpiglia	8-0	17	2.1	0-1	.000	0-1	.000	0-0	.000	0	0	0	0.0	2	0	5	2	0	2	0	0.0
15	Sam Donahue	2-0	2	1.0	0-0	.000	0-0	.000	0-0	.000	0	0	0	0.0	0	0	0	0	0	0	0	0.0
Team											25	27	52				5					
Total.....		18	3675		418-943	.443	129-369	.350	202-281	.719	135	395	530	29.4	329	8	241	202	42	80	1167	64.8
Opponents.....		18	3675		435-957	.455	113-306	.369	284-392	.724	181	427	608	33.8	293	-	243	183	67	84	1267	70.4

TEAM STATISTICS	BC	OPP	Date	Opponent	Score	Att.
SCORING	1167	1267	* 1/3/15	at Duke	L 62-85	9314
Points per game	64.8	70.4	* 1-6-15	PITTSBURGH	Lot 60-61	2213
Scoring margin	-5.6	-	* 01-10-15	at Miami	L 56-60	6608
FIELD GOALS-ATT	418-943	435-957	* 1-17-15	#2/2 VIRGINIA	L 51-66	8112
Field goal pct	.443	.455	* 1/20/15	at Syracuse	L 61-69	23781
3 POINT FG-ATT	129-369	113-306	* 1/25/15	at Georgia Tech	W 64-62	5587
3-point FG pct	.350	.369	* 1-28-15	LOUISVILLE	L 72-81	5119
3-pt FG made per game	7.2	6.3	* 1/31/15	at Clemson	L 49-64	8345
FREE THROWS-ATT	202-281	284-392	* 2-4-15	at Notre Dame	L 63-71	8458
Free throw pct	.719	.724	* 2-7-15	12/13 NORTH CAROLINA	L 68-79	8263
F-Throws made per game	11.2	15.8	* 2-11-15	SYRACUSE	L 56-70	5476
REBOUNDS	530	608	* 2-16-15	MIAMI	Lo2 86-89	3813
Rebounds per game	29.4	33.8	* 02/18/15	at Florida State	L 60-69	6387
Rebounding margin	-4.3	-	* 2-21-15	#10/10 NOTRE DAME	L 70-87	8366
ASSISTS	241	243	* 02/24/15	at Pittsburgh	L 65-71	9142
Assists per game	13.4	13.5	* 2-28-15	NORTH CAROLINA STATE	W 79-63	4165
TURNOVERS	202	183	* 03/02/15	at Virginia Tech	W 66-59	5730
Turnovers per game	11.2	10.2	* 3-7-15	WAKE FOREST	W 79-61	4838
Turnover margin	-1.1	-				
Assist/turnover ratio	1.2	1.3				
STEALS	80	84				
Steals per game	4.4	4.7				
BLOCKS	42	67				
Blocks per game	2.3	3.7				
ATTENDANCE	50365	83352				
Home games-Avg/Game	9-5596	9-9261				
Neutral site-Avg/Game	-	0-0				

* - Conference game

Score by Periods	1st	2nd	OT	OT2	Totals
Boston College	517	623	17	10	1167
Opponents	553	683	18	13	1267

BOSTON COLLEGE STATISTICS: OVERALL



RECORD:	OVERALL	HOME	AWAY	NEUTRAL
ALL GAMES	12-18	9-8	2-7	1-3
CONFERENCE	4-14	2-7	2-7	0-0
NON-CONFERENCE	8-4	7-1	0-0	1-3

#	Player	gp-gs	min	avg	Total			3-Point		F-Throw		Rebounds			pf	dq	a	to	blk	stl	pts	avg			
					fg-fga	fg%	3fg-fga	3fg%	ft-fga	ft%	off	def	tot	avg											
21	Olivier Hanlan	30-29	1130	37.7	212-458	.463	63-174	.362	95-127	.748	23	100	123	4.1	65	1	126	83	1	38	582	19.4			
22	Aaron Brown	30-30	1012	33.7	151-365	.414	57-180	.317	92-131	.702	15	80	95	3.2	64	0	62	65	1	19	451	15.0			
33	Patrick Heckmann	30-30	879	29.3	84-180	.467	21-77	.273	54-69	.783	35	97	132	4.4	85	2	83	59	12	39	243	8.1			
01	Batten,Dimitri	30-23	762	25.4	75-165	.455	25-69	.362	41-67	.612	12	76	88	2.9	84	3	37	38	5	31	216	7.2			
24	Dennis Clifford	29-26	716	24.7	71-143	.497	2-4	.500	57-80	.713	47	110	157	5.4	75	6	27	36	34	11	201	6.9			
11	Will Magarity	22-3	345	15.7	31-78	.397	9-29	.310	15-26	.577	26	36	62	2.8	55	1	12	22	9	8	86	3.9			
00	Owens,Garland	30-2	492	16.4	45-88	.511	3-13	.231	13-21	.619	24	37	61	2.0	49	0	15	25	5	6	106	3.5			
04	Odio,Eddie	27-6	420	15.6	20-57	.351	8-32	.250	12-17	.706	22	49	71	2.6	61	0	26	27	11	11	60	2.2			
23	Alex Dragicevich	18-1	91	5.1	4-10	.400	4-8	.500	0-0	.000	2	7	9	0.5	6	0	3	3	2	2	12	0.7			
13	John Cain Carney	24-0	190	7.9	7-15	.467	1-4	.250	0-3	.000	7	28	35	1.5	26	0	3	7	2	6	15	0.6			
15	Sam Donahue	7-0	8	1.1	1-2	.500	0-1	.000	0-0	.000	0	0	0	0.0	0	0	0	0	0	0	2	0.3			
10	Steve Perpiglia	16-0	28	1.8	1-2	.500	0-1	.000	0-0	.000	0	0	0	0.0	2	0	5	3	0	2	2	0.1			
20	Lonnie Jackson	3-0	26	8.7	0-5	.000	0-5	.000	0-0	.000	0	2	2	0.7	5	0	1	0	0	2	0	0.0			
05	Caudill,KC	1-0	1	1.0	0-0	.000	0-0	.000	0-0	.000	0	0	0	0.0	0	0	0	0	0	0	0	0.0			
Team											41	56	97												6
Total.....		30	6100		702-1568	.448	193-597	.323	379-541	.701	254	678	932	31.1	577	13	400	374	82	175	1976	65.9			
Opponents.....		30	6100		684-1554	.440	169-502	.337	474-657	.721	289	692	981	32.7	537	-	366	374	100	163	2011	67.0			

TEAM STATISTICS	BC	OPP	Date	Opponent	Score	Att.
SCORING	1976	2011	11-14-14	UNH	w 58-50	3174
Points per game	65.9	67.0	11-16-14	vs Massachusetts	L 62-71	5112
Scoring margin	-1.2	-	11-20-14	vs New Mexico	w 69-65	6723
FIELD GOALS-ATT	702-1568	684-1554	11/21/14	vs West Virginia	L 66-70	7438
Field goal pct	.448	.440	11/23/14	vs Dayton	L 53-65	8002
3 POINT FG-ATT	193-597	169-502	12-1-14	MARIST	w 79-61	1748
3-point FG pct	.323	.337	12-5-14	PROVIDENCE	w 69-60	6155
3-pt FG made per game	6.4	5.6	12-11-14	MAINE	w 85-74	2133
FREE THROWS-ATT	379-541	474-657	12-14-14	BINGHAMTON	w 63-49	1876
Free throw pct	.701	.721	12-21-14	USC	L 71-75	3577
F-Throws made per game	12.6	15.8	12-29-14	UMASS LOWELL	w 70-47	3711
REBOUNDS	932	981	* 1/3/15	at Duke	L 62-85	9314
Rebounds per game	31.1	32.7	* 1-6-15	PITTSBURGH	Lot 60-61	2213
Rebounding margin	-1.6	-	* 01-10-15	at Miami	L 56-60	6608
ASSISTS	400	366	1-14-15	HARVARD	Wot 64-57	3529
Assists per game	13.3	12.2	* 1-17-15	#2/2 VIRGINIA	L 51-66	8112
TURNOVERS	374	374	* 1/20/15	at Syracuse	L 61-69	23781
Turnovers per game	12.5	12.5	* 1/25/15	at Georgia Tech	w 64-62	5587
Turnover margin	+0.0	-	* 1-28-15	LOUISVILLE	L 72-81	5119
Assist/turnover ratio	1.1	1.0	* 1/31/15	at Clemson	L 49-64	8345
STEALS	175	163	* 2-4-15	at Notre Dame	L 63-71	8458
Steals per game	5.8	5.4	* 2-7-15	12/13 NORTH CAROLINA	L 68-79	8263
BLOCKS	82	100	* 2-11-15	SYRACUSE	L 56-70	5476
Blocks per game	2.7	3.3	* 2-16-15	MIAMI	Lo2 86-89	3813
ATTENDANCE	76268	110627	* 02/18/15	at Florida State	L 60-69	6387
Home games-Avg/Game	17-4486	9-9261	* 2-21-15	#10/10 NOTRE DAME	L 70-87	8366
Neutral site-Avg/Game	-	4-6819	* 02/24/15	at Pittsburgh	L 65-71	9142
Score by Periods	1st	2nd	OT	OT2	Totals	
Boston College	921	1011	34	10	1976	
Opponents	880	1090	28	13	2011	
						* 2-28-15
						NORTH CAROLINA STATE
						w 79-63
						4165
						* 03/02/15
						at Virginia Tech
						w 66-59
						5730
						* 3-7-15
						WAKE FOREST
						w 79-61
						4838

* - Conference game