

MIAMI HURRICANES BASKETBALL

THE BASICS

Date/Time: Wednesday, Nov. 29, 2017 / 9:15 p.m. ET
Location: Minneapolis, Minn./Williams Arena (14,625)
Television: ESPN2; **Online:** WatchESPN
 Clay Matvick (PxP) and Fran Fraschilla (analyst)
Radio: WQAM 560-AM (Joe Zagacki - PxP)
Satellite Radio: SiriusXM 81 (Internet 81)
Series vs. Minnesota: Tied, 1-1

2017-18 SCHEDULE/RESULTS

OPPONENT	TV	TIME/SCORE
NOVEMBER (5-0)		
1 NEWBERRY*	ACCN Extra	W, 106-79
10 [13/12] GARDNER-WEBB	ACCN Extra	W, 77-45
12 [13/12] NAVY	ACCN Extra	W, 89-55
16 [11/12] FLORIDA A&M	ACCN Extra	W, 90-59
22 [11/11] vs. La Salle ¹		W, 57-46
25 [11/11] NORTH FLORIDA	RSN	W, 86-65
29 [10/13] at No. 12/12 Minnesota ²	ESPN2	9:15 p.m.
DECEMBER		
2 [10/13] vs. Princeton ³	ESPNU	8 p.m.
5 BOSTON UNIVERSITY	RSN	7 p.m.
16 at George Washington	CBSN	Noon
23 at Hawai'i ⁴	ESPNU	1 a.m.
23 vs. Davidson/ New Mexico State ⁴	ESPN2/U	TBA
25 vs. Akron/Middle Tennessee/ Princeton/USC	ESPN2/U	TBA
30 at Pittsburgh*	ACCN	4 p.m.
JANUARY		
3 at Georgia Tech*	RSN	9 p.m.
7 FLORIDA STATE*	ESPNU	6 p.m.
13 at Clemson*	ESPNU	3 p.m.
15 DUKE*	ESPN	7 p.m.
21 at NC State*	ACCN	Noon
24 LOUISVILLE*	ESPN2	7:30 p.m.
27 at Florida State*	ACCN	4 p.m.
31 PITTSBURGH*	RSN	7 p.m.
FEBRUARY		
3 at Virginia Tech*	ESPN2	2 p.m.
7 WAKE FOREST*	ESPN2	7 p.m.
10 at Boston College*	RSN	2 p.m.
13 VIRGINIA*	ESPN2	9 p.m.
17 SYRACUSE*	CBS	Noon
19 at Notre Dame*	ESPN	7 p.m.
24 BOSTON COLLEGE*	RSN	2 p.m.
27 at North Carolina*	ESPN	9 p.m.
MARCH		
3 VIRGINIA TECH*	ESPN2	Noon
6-10 ACC Tournament ⁵	ESPN/ESPN2/ACCN	

BOLD CAPS denotes home games at Watsco Center, Coral Gables, Fla.; [#/#] denotes Miami's AP/USA TODAY ranking
¹ Exhibition; * ACC game

¹ Reading, Pa.; ² ACC/Big Ten Challenge

³ Hoophall Miami Invitational, American Airlines Arena (Miami, Fla.)

⁴ Hawaiian Airlines Diamond Head Classic (Honolulu, Hawai'i)

⁵ Barclays Center, Brooklyn, N.Y.

All times Eastern and subject to change

MIAMI ATHLETICS COMMUNICATIONS

Assistant AD for Communications & Content:

Andy Fledderjohann (MBB Contact)

Email: axf1108@miami.edu

Cell Phone: 434-906-0075 (c)

Twitter/Instagram/Facebook: @CanesHoops

GAME 6 • NOV. 29, 2017 • 9:15 P.M. ET • MINNEAPOLIS, MINN.



10/13 MIAMI HURRICANES (5-0)

Head Coach: Jim Larrañaga (Providence, 1971 [B.A.])

Record at UM: 144-69 (7th season), **Career Record:** 614-403 (34th season)

VS



12/12 MINNESOTA GOLDEN GOPHERS (7-0)

Head Coach: Richard Pitino (Providence, 2005)

Record at UM: 82-61 (5th season), **Career Record:** 100-75 (6th season)

BIG TEN/ACC CHALLENGE

Miami is 5-5 in the Big Ten/ACC Challenge, including 4-2 under Jim Larrañaga. UM has 1-4 road mark and 4-1 home record in the challenge.

The ACC owns an 11-5-2 edge in the previous 18 events and a 109-88 record overall. Ten of the 18 challenges have been decided by a single game.

UM has defeated a pair of ranked teams in the challenge during Larrañaga's tenure - No. 13 Michigan State, 67-59, in 2012 and No. 24 Illinois, 70-61, in 2014.

Miami is 32-37 against teams currently in the Big Ten and has played 13 of the 14 teams (except Iowa).

Miami in Big Ten/ACC Challenge

2005	ACC 6-5	at Michigan 74, Miami, 53
2006	ACC 8-3	at Northwestern 61, Miami 59
2007	ACC 8-3	DNP
2008	ACC 6-5	Ohio State 73, at No. 21 Miami 68
2009	Big Ten 6-5	at Miami 63, Minnesota 58
2010	Big Ten 6-5	DNP
2011	Big Ten 8-4	at Purdue 76, Miami 65
2012	Tied 6-6	at Miami 67, No. 13 Michigan State 59
2013	Tied 6-6	at Nebraska 60, Miami 49
2014	Big Ten 8-6	at No. 15 Miami 70, No. 24 Illinois 61
2015	Big Ten 8-6	No. 21 Miami 77, at Nebraska 72 (ot)
2016	ACC 9-5	at Miami 73, Rutgers 61

MIAMI VISITS MINNEAPOLIS FOR FIRST TIME

Miami is making its first visit to the state of Minnesota.

Miami and Minnesota have met just twice previously, with the schools splitting the games, each of which came in the last eight years in Coral Gables.

The Hurricanes took the first game, 63-58, on Dec. 2, 2009, in the Big Ten/ACC Challenge, while the Gophers prevailed, 78-60, on March 19, 2012, in the second round of the NIT.

DID YOU KNOW?

- Miami is the only school with both its men's basketball and football teams currently in the top 10.
- Taylor Mason, a freshman guard on the Miami women's basketball team, is the younger sister of Minnesota senior guard Nate Mason.
- With Mark Richt earning ACC Coach of the Year honors Monday, Miami's current football, baseball and men's and women's basketball coaches all have earned ACC Coach of the Year laurels during their careers.
 - It marks just the sixth time to ACC history a school has had its active football, baseball and basketball coaches all earn ACC COY honors.
 - The list (football/baseball/MBB/WBB and years together at ACC Coaches of Year):

Miami: Richt/Morris/Larrañaga/Meier (2017)
 FSU: Bowden/Martin/Hamilton/Semrau (2009)
 UVA: Groh/O'Connor/Leitao/Ryan (2007-09)
 Duke: Goldsmith/Traylor/Krzyzewski/Goestenors (1996-98)
 UNC: Brown/Roberts/Smith/Hatchell (1997)
 UVA: Welsh/Womack/Holland/Ryan (1985-90)

LIFE ON THE ROAD

Miami is 4-2 in road openers under Jim Larrañaga, winning each of its last four.

Miami was 40-32 on the road in the first six years Larrañaga, including 14-5 in non-conference action.

The Hurricanes were 4-6 in road games last season.

SEARCHING FOR 6-0

Miami is seeking its second 6-0 start under Jim Larrañaga. The 2014-15 squad started 8-0.

This is the fourth straight year the Hurricanes have started at least 4-0 and the fifth time in seven years under Larrañaga.

PROJECTED STARTING LINEUP

Pos.	No.	Name	Yr.	Ht.	Wt.	PPG	RPG	APG	Of Note
G	0	Ja'Quan Newton	Sr.	6-3	191	11.6	2.0	1.8	Played in 100th career game Saturday (team high)
G	1	Dejan (DJ) Vasiljevic	So.	6-3	203	9.6	2.4	0.4	Leads team with 10 3-pointers
G	3	Anthony Lawrence II	Jr.	6-7	210	9.0	6.4	2.4	Ranks 20th in ACC in rebounds per game
G	11	Bruce Brown, Jr.	So.	6-5	205	9.8	8.6	5.4	Leads ACC guards in rebounding (10th overall)
C	20	Dewan Huell	So.	6-11	236	13.4	7.2	0.6	Tops ACC in field-goal percentage (.718)

RESERVES

G	2	Chris Lykes	Fr.	5-7	161	6.8	0.8	2.2	Had 10 points, four assists against North Florida
G	4	Lonnie Walker IV	Fr.	6-5	204	7.0	1.8	1.8	2017 McDonald's All-American
G	5	Mike Robinson	Sr.	5-10	170	0.8	0.0	0.0	Walk-on; played in 22 career games
C	14	Rodney Miller	So.	7-0	255	1.5	0.5	0.0	Played in 15 games during freshman campaign
C	15	Ebuka Izundu	Jr.	6-10	235	7.6	5.8	0.6	Recorded first career double-double in opener
F	21	Sam Waaardenburg	R-Fr.	6-10	217	8.0	4.0	0.5	Had 9 points, 6 rebounds Saturday
F	35	Chris Stowell	Sr.	6-6	208	0.0	0.3	0.0	Walk-on; played in 23 career games



MEDIA INFORMATION COVERING THE CANES

All interview requests for coaches or student-athletes must be approved and cleared by Andy Fledderjohann in the UM Communications office. Please provide at least one day to coordinate interviews.

Any misuse of credentials will result in removal from the Watsco Center and the permanent voiding of the credential.

The Miami locker room is closed at all times. For home games, head coach Jim Larrañaga and at least one UM player will report to the media room for interviews following the opposing team's press conference.

PRESS CREDENTIALS

Media members interested in obtaining season or game credentials should apply online at www.sportssystem.com/miami/basketball.

Credential requests should be submitted no later than seven days prior to the game. Credentials that cannot be mailed will be held for pickup at the will call window at Watsco Center. You must have a press pass to be admitted to the media area and the press room. Seating priority will be given to regular attendees.

PHOTO CREDENTIALS

All photographers and camera operators must wear a visible credential issued by the Miami Athletics Communications Department. Photographers work from the baselines at both ends of the court at Watsco Center. Live television is given top priority for courtside space.

ACC TELECONFERENCE SCHEDULE

The 2018 ACC Men's Basketball Weekly Teleconference begins Monday, Jan. 8, 2017, and continues each Monday through Feb. 26. Each coach will have 10 minutes to make an opening statement and answer questions.

There will be an instant replay of each teleconference on TheACC.com each Monday afternoon. Coaches whose teams play on Monday evening will not participate in that day's teleconference.

Jan. 8: Larrañaga 12:10 p.m. (Brownell 10:30 a.m.)

Jan. 15: Not on call (Duke game day)

Jan. 22: Larrañaga 12:10 p.m. (Padgett 11:50 a.m., Hamilton 11:40 a.m.)

Jan. 29: Larrañaga 12:10 p.m. (Stallings 11 a.m., Williams 12:30 p.m.)

Feb. 5: Larrañaga 12:10 p.m. (Manning 11:20 a.m., Christian 11:30 a.m.)

Feb. 12: Larrañaga 12:10 p.m. (Bennett 11:10 a.m., Boehm Noon)

Feb. 19: not on call (Notre Dame game day)

Feb. 26: Larrañaga 12:10 p.m. (R. Williams 12:20 p.m.)

DEFENSE SOLID THROUGH FIVE GAMES

Miami's defense has come out of the gates strong, limiting its opponents to 54 points per game (second in ACC/third in NCAA) and 34.8 percent shooting (second in ACC/eighth in NCAA).

The Hurricanes are limiting their opponents to 24.5 percent shooting from 3-point range (best in ACC, 11th nationally), including holding La Salle to 0-for-15 3-point shooting last Wednesday.

UM's defense has recorded three scoreless stretches of five-plus minutes, including two in the opener against Gardner-Webb and one versus Florida A&M.

BALANCE ON OFFENSE

Miami put at least five players in double figures in scoring in four of its first five games. The Hurricanes had three such games in 33 contests in the entire 2016-17 season.

Eight Miami players are averaging at least 6.8 points per game, while the Hurricanes are shooting an even 50 percent as a team.

Dewan Huell (13.4 ppg) is the lone Hurricane to hit for double figures in each of the first five contests, while Ja'Quan Newton (11.6) has reached double figures in four of five.

MATCHUP OF RANKED TEAMS

The Hurricanes are ranked No. 10 in the Associated Press Poll and No. 13 in the USA TODAY Coaches Poll, each released Monday. As a ranked team under Jim Larrañaga, Miami is 47-18.

This is the Hurricanes' first game against a ranked opponent this year; Miami is 16-31 against ranked teams under Larrañaga.

UM is 12-13 all-time as a ranked team when playing another ranked squad.

Miami has been ranked in five of Larrañaga's seven seasons at The U, topping out at No. 2 in both polls on Feb. 18, 2013.

HOLDING OPPONENTS UNDER 60

Miami limited four straight opponents to fewer than 60 points to open the season. That marked the second time that has happened in the Jim Larrañaga era.

The other was a six-game stretch from Dec. 25, 2012 to Jan. 16, 2013.

UM is 72-9 in seven seasons under Larrañaga when limiting its opponents to fewer than 60 points.

PLAYING WITH THE LEAD

Miami has played with a lead for the vast majority of the first five games.

The Hurricanes have led for 168 minutes, 52 seconds of the 200 minutes thus far (84 percent). UM has trailed for just 18:45.

Miami has yet to trail in the second half this season.

HUELL OFF TO BIG START IN THE POST

Sophomore center Dewan Huell has started the season well and leads the team in scoring at 13.4 points per game. He averaged 5.8 per game last year.

He scored a career-best 16 points on 8-of-10 shooting last Wednesday against La Salle and leads the ACC in field-goal percentage (.718).

Huell scored in double figures in each of the first five games and recorded his first career double-double on Nov. 12, matching a career high with 10 boards.

He is averaging 7.2 boards per game (3.1 last year) and has at least five rebounds in each game this year.

NOTING THE YOUTH MOVEMENT

Miami features a young group this season. Seven of the Hurricanes' 10 active scholarship players are underclassmen.

Ja'Quan Newton is the lone scholarship senior.

Miami's starting lineup this year has featured Newton, Anthony Lawrence (junior) and sophomores Bruce Brown, Dewan Huell and Dejan Vasiljevic.

NOTING THE NORTH FLORIDA GAME

Miami held North Florida to a season-low 65 points. North Florida entered the game averaging 78.6 points per game.

- UM scored a season-high 54 points in the paint.
- The Hurricanes put at least five players in double figures in scoring for the fourth time in five games.
- Miami forced a season-high 20 turnovers, scoring 21 points off of them.
- Bruce Brown Jr. tied a career high with three steals, set five times previously. With 14 points, he fell a point shy of his season high.
- Anthony Lawrence III scored a season-high 14 points.

WAARDENBURG MAKES FIRST APPEARANCES

After redshirting last season and missing the first three games this year with a back injury, forward Sam Waardenburg made his college debut last week.

He scored seven points in 13 minutes against La Salle and followed it up by scoring nine points and grabbing six boards in 16 minutes against North Florida.

The 6-foot-10 New Zealand native has added about 15 pounds to his frame since arriving at UM.

BROWN JOINS ELITE TRIPLE-DOUBLE COMPANY

Bruce Brown, Jr. started off his sophomore season with a great all-around performance against Gardner-Webb, recording his second career triple-double, the third in school history and the 31st in ACC history.

Brown became just the sixth player in the league's storied history to earn a pair of triple-doubles.

He reached the status at the 5:36 mark of the second half with a field goal for his ninth and 10th points.

As part of the opener, Brown matched his career high in assists and fell one shy of his high in rebounds.

Players with Two Triple-Doubles in ACC History

Tree Rollins, Clemson (1977, 1979)
 Ralph Sampson, Virginia (1979)
 Derrick Lewis, Maryland (1987)
 Sharone Wright, Clemson (1992, 1993)
 Dennis Smith Jr., NC State (2017)
Bruce Brown Jr., Miami (2016, 2017)

Triple-Doubles in Program History

1. Anthony King vs. Florida Atlantic, 11/29/04
11 points, 10 rebounds, 13 blocks
2. **Bruce Brown, Jr.** vs. South Carolina State, 12/6/15
11 points, 11 rebounds, 10 assists
3. **Bruce Brown, Jr.** vs. Gardner-Webb, 11/10/17
10 points, 11 rebounds, 10 assists



QUICK FACTS

Location Coral Gables, Fla.
 Enrollment 17,021
 Founded 1925
 Nickname Hurricanes
 Colors Orange (PMS 1665), Green (3435) and White
 President Dr. Julio Frenk
 Director of Athletics Blake James
 Conference Atlantic Coast
 Arena/Capacity Watsco Center/7,972
 Press Row 305-284-2111

COACHING STAFF

Head Coach Jim Larrañaga (Providence, '71)
 Record at Miami 144-69 (7th season)
 Career Record 614-403 (34th season)
 Assoc. Head Coach Chris Caputo (Westfield [Mass.] State, '02)
 Assistant Coach Jamal Brunt (Randolph Macon, '03)
 Assistant Coach Adam Fisher (Penn State, '06, '09)
 Dir of Basketball Ops. Lamont Franklin (UNC Wilmington, '97)
 Associate Director of Ops Jeff Dyer (Delaware, '14)
 Player Development Asst. Chaison Allen (Northeastern, '11)
 Strength & Conditioning Coach Steve Felde (Concordia, '03)
 Assistant Athletic Trainer Javier Jimenez (Temple, '06)

PROGRAM HISTORY

First Year of Basketball 1926
 All-Time Record 1,015-739 (.578)
 Under Coach Jim Larranaga 143-69 (7 years)
 All-Time ACC Record 107-111 (.491)
 ACC Record Under Larranaga 64-42 (.604)
 ACC Regular-Season Championships 1 (2013)
 ACC Tournament Championships 1 (2013)
 NCAA Tournament Appearances 9
 1960, 1998, 1999, 2000, 2002, 2008, 2013, 2016, 2017
 All-Time Record in NCAA Tournament 8-9
 Last NCAA Postseason Finish 2017 First Round
 NIT Appearances 12
 1961, '63, '64, '95, '97, 2001, '05, '06, '09, '11, '12, '15
 All-Time Record in NIT 11-12
 Last NIT Finish 2015 Runner-Up

CANES IN PRO BASKETBALL

NBA

Shane Larkin Boston Celtics
 Sheldon McClellan Washington Wizards
 Davon Reed Phoenix Suns

NFL

Jimmy Graham Seattle Seahawks
 Erik Swoope Indianapolis Colts

G-League

DeQuan Jones Fort Wayne Mad Ants
 Kamari Murphy Long Island Nets
 Durand Scott Memphis Hustle
 Trey McKinney Jones Fort Wayne Mad Ants

International

Garrius Adams Bashkimi (Kosovo)
 Rion Brown Dijon (France)
 Ivan Cruz Uceda Real Betis Energia Plus (Spain)
 Guillermo Diaz San Lorenzo de Almagra (Argentina)
 Julian Gamble Telekom Baskets Bonn (Germany)
 Malcolm Grant Nevėžis Kėdainiai (Lithuania)
 Tonye Jekiri Oostende (Belgium)
 Reggie Johnson Mono Vampire Bangkok (Thailand)
 Kenny Kadji Tofaş (Turkey)
 Angel Rodriguez Maccabi Haifa (Israel)

LUCKY SEVENS FROM LONG RANGE

Miami has connected on at least seven shots from long range in 124 of Larrañaga's 212 games at UM, including three of five games in 2017-18. The Canes are 96-28 when making at least seven from 3-point range. Last season, Miami was 11-5 when hitting seven from behind the arc.

Previous seasons: 2015-16: 17-3; 2014-15: 18-5; 2013-14: 9-6; 2012-13: 19-3; 2011-12: 19-6.

Miami is averaging 7.2 3-pointers per game this season.

MORE HONORS FOR BROWN

Bruce Brown, Jr. added a pair of early-season honors in the recently, as he was named to the watch list John L. Wooden Award as well as the Citizen Naismith Trophy Top 50.

In the preseason, Brown was named to the Preseason All-ACC Second Team. He also was lauded nationally on the watch lists for the Citizen Naismith Trophy, Julius Erving Small Forward of the Year Award, Lute Olson National Player of the Year Award and the Oscar Robertson Trophy.

CANES LOOK FOR 70 POINTS

Miami has eclipsed the 70-point plateau in four of its five games this year, all wins by large margins.

Last season Miami was 17-1 overall and 8-1 in ACC play when scoring 70+ points.

UM is 59-11 when scoring 70 or more points under Jim Larrañaga.

THE WATSCO ADVANTAGE

Miami has defended its home turf well in recent years, winning 31 of its last 33 games at the Watsco Center. The Hurricanes went 14-2 at home last year and are 81-22 (.786) under Jim Larrañaga.

In the first 16 years at the Watsco Center (formerly BankUnited Center), Miami is 176-66 (.727).

In seven seasons under Larrañaga, Miami is 43-7 in non-conference play and 38-15 in ACC action at home. In both 2012-13 and 2015-16, the Canes had just one loss at Watsco Center.

Miami has won 15 straight home non-conference games, dating to a 78-77 loss to Northeastern on Nov. 27, 2015.

Miami at Watsco Center Under Jim Larrañaga

Year	Overall	N-C	ACC
2011-12	14-4	8-2	6-2
2012-13	14-1	6-0	8-1
2013-14	8-8	5-2	3-6
2014-15	12-6	7-2	5-4
2015-16	15-1	6-1	9-0
2016-17	14-2	7-0	7-2
2017-18	4-0	4-0	-
Totals	81-22	43-7	38-15

WHO'S BACK

The Hurricanes welcome back 10 players from their 2017 NCAA Tournament squad, including starters Bruce Brown, Jr., Anthony Lawrence II and Ja'Quan Newton. In all, Miami returns six players who averaged double-figure minutes.

Newton averaged 13.5 points and 31.4 minutes per game last year and has made 95 career appearances. After a standout rookie season, Brown (11.8 ppg, 5.6 rpg, 31.9 mpg) is back, as is Lawrence (6.8 ppg, 3.8 rpg, 26 mpg).

Miami also returns Dejan Vasiljevic, Ebuka Izundu and Dewan Huell, each of whom averaged at least 13 minutes per game last year. Izundu and Huell are the Canes' top returning post threats, while Vasiljevic averaged six points in 17 minutes per game off the bench.

CANES WELCOME STRONG CLASS OF ROOKIES

Miami added three high-touted newcomers this year in Deng Gak, Chris Lykes and Lonnie Walker IV. Each was an ESPN Top 100 recruit last season.

A 2017 McDonald's All-American and consensus top-20 recruit, Walker IV was among 20 players named to the preseason watch list for the 2018 Jerry West Shooting Guard of the Year Award.

Walker recently was tabbed the "most exciting freshman in America" by ESPN.com's Myron Medcalf.

Lykes was ESPN's No. 45 recruit, while Gak was rated No. 91. Gak is expected to redshirt this season.

BEST PRESEASON RANKING IN PROGRAM HISTORY

Ranked in the preseason polls for the first time since 2008-09, Miami was No. 13 in the preseason Associated Press poll. It marked the highest preseason AP ranking in program history. Miami also was No. 12 in the USA Today Coaches poll.

It is the third occasion in which Miami is among the top 25 teams to start the season. The Canes were ranked No. 25 prior to the 1999-2000 campaign and No. 17 heading into the 2008-09 season.

ACC PRESEASON POLL

Miami is ranked fourth in the 2017-18 ACC Coaches Preseason Poll, the Hurricanes' highest standing in the poll in Jim Larrañaga's seven years at the helm and matching their highest at any point during their 14 years in the ACC (fourth in 2008-09).

In each of Larrañaga's first six seasons, Miami finished the year in a higher standing than their preseason rank.

Miami followed Duke, North Carolina and Notre Dame in the preseason poll.

2017-18 ROSTER HAS SIX TOP-100 RECRUITS

Miami signed three ESPN Top 100 recruits for the class of 2017, including No. 18 Lonnie Walker from Reading, Pa., No. 46 Chris Lykes from Mitchellville, Md., and No. 92 Deng Gak from Blairstown, N.J.

The trio joins former ESPN Top 100 Hurricanes Bruce Brown (No. 26 in 2016), Dewan Huell (No. 28 in 2016) and Ja'Quan Newton (No. 58 in 2014) in the fall of 2017. In just seven seasons at The U, Larrañaga has recruited six of Miami's 11 ESPN Top 100 players since 2007.

ESPN Top 100 Players on 2017-18 Roster

18 Lonnie Walker - 2017	26 Bruce Brown - 2016
46 Chris Lykes - 2017	28 Dewan Huell - 2016
92 Deng Gak - 2017	58 Ja'Quan Newton - 2014

Miami's ESPN Top 100 Players Since 2007

18 Lonnie Walker - 2017	53 Edwin Rios - 2007
26 Bruce Brown - 2016	58 Ja'Quan Newton - 2014
28 Dewan Huell - 2016	83 Garrius Adams - 2009
28 DeQuan Jones - 2008	88 Donnavan Kirk - 2009
43 Durand Scott - 2009	92 Deng Gak - 2017
46 Chris Lykes - 2017	

Recruits under Larrañaga are in *italics*



IN THE POLLS (NOV. 27)

ASSOCIATED PRESS

Rk	Team	Record	Votes
1	<i>Duke (65)</i>	8-0	1,625
2	Kansas	5-0	1,531
3	Michigan State	5-1	1,481
4	Villanova	6-0	1,435
5	<i>Notre Dame</i>	6-0	1,297
6	Florida	5-1	1,272
7	Kentucky	6-1	1,179
8	Wichita State	4-1	1,134
9	Texas A&M	6-0	1,130
10	Miami	5-0	1,001
11	Cincinnati	6-0	972
12	Minnesota	7-0	929
13	<i>North Carolina</i>	5-1	922
14	<i>USC</i>	4-1	681
15	Gonzaga	5-1	666
16	Baylor	5-0	576
17	<i>Louisville</i>	4-0	568
18	<i>Virginia</i>	6-0	510
19	West Virginia	6-1	418
20	Arizona State	6-0	383
21	Xavier	5-1	370
22	Texas Tech	6-0	247
23	TCU	6-0	133
24	Alabama	5-1	128
25	Creighton	5-1	124

Others receiving votes: Seton Hall 87, Nevada 61, Purdue 56, UCLA 56, Arizona 34, Washington State 25, Texas 22, Arkansas 17, Tennessee 14, Providence 9, Northwestern 8, Rhode Island 6, Georgia 5, Saint Mary's 5, Oklahoma 3, UNLV 2, Vermont 1, UT Arlington 1, Maryland 1

USA TODAY COACHES

Rk	Team	Record	Votes
1	<i>Duke (30)</i>	8-0	773
2	Kansas (1)	5-0	736
3	Michigan State	5-1	692
4	Villanova	6-0	691
5	<i>Notre Dame</i>	6-0	617
6	Florida	5-1	605
7	Kentucky	6-1	543
8	Wichita State	4-1	487
9	Cincinnati	6-0	467
10	Texas A&M	6-0	447
11	<i>North Carolina</i>	5-1	443
12	Minnesota	7-0	420
13	Miami	5-0	416
14	Gonzaga	5-1	332
15	<i>Virginia</i>	6-0	290
16	Baylor	5-0	265
17	<i>Louisville</i>	4-0	250
18	<i>USC</i>	4-1	245
19	West Virginia	6-1	213
20	Xavier	5-1	209
21	Arizona State	6-0	152
22	Texas Tech	6-0	123
23	Creighton	5-1	96
24	Seton Hall	5-1	83
25	UCLA	5-1	72

Others receiving votes: Purdue 62, TCU 59, Alabama 48, Arizona 44, Arkansas 25, Saint Mary's 25, Oklahoma 20, Texas 17, Nevada 16, Providence 13, Washington State 13, Michigan 11, Butler 8, SMU 8, UT Arlington 7, *Florida State* 7, *Syracuse* 6, Missouri 5, Louisiana Tech 5, *Virginia Tech* 4, Tennessee 3, Loyola-Chicago 1, Rhode Island 1

Italics denotes 2017-18 opponents (or potential opponents in Diamond Head Classic)

MIAMI EARNS HIGH GSR NUMBERS

Miami's men's basketball team posted an exemplary Graduation Success Rate (GSR), in the latest numbers released on Nov. 8 by the NCAA. Miami recorded a 92 percent GSR, which is based on the four entering classes from 2007-08 through 2010-11.

In addition, the Miami football (83 percent), women's basketball (92 percent) and baseball (83 percent) programs all posted GSR totals above the NCAA average.

The NCAA Graduation Success Rate (GSR) was developed in response to college and university presidents suggesting that graduation data more accurately reflect the mobility among college students today. The GSR measures graduation rates at Division I institutions and includes students transferring into the institutions. The GSR also allows institutions to subtract student-athletes who leave their institutions prior to graduation as long as they would have been academically eligible to compete had they remained.

BIG SHOES TO FILL

Miami lost a pair of 2016-17 starters to graduation - guard Davon Reed and forward Kamari Murphy.

A 2017 Third-Team All-ACC honoree, Reed led the Hurricanes in scoring at 14.9 points per game while averaging a team-high 35.3 minutes per game. Reed was selected No. 32 overall by the Phoenix Suns in the second round of the 2017 NBA Draft, the 20th player in program history to be drafted.

Playing in 131 career games (99 starts), Reed scored 1,343 points, good for No. 16 on the Hurricanes' all-time scoring list.

The 6-foot-8, 220-pound Murphy was a force in the middle, averaging 7.1 points and 7.3 rebounds per game.

BROWN, WALKER EARN PLAUDITS FROM ESPN.COM

In October, ESPN.com listed Brown as the best college shooting guard draft prospect for the 2018 NBA Draft. Lonnie Walker was tabbed second best.

They were the lone teammates on the 10-man list.

Brown and Walker were listed 12th and 13th, respectively on ESPN's top 100 draft prospects for 2018, as Miami was one of 13 college teams to have multiple players on the list.

VASILJEVIC LOOKS TO BUILD ON BIG SUMMER

Sophomore guard Dejan Vasiljevic had a strong summer playing internationally with Australia's Emerging Boomers at the World University Games in Taipei.

The Melbourne native averaged 21.5 points a game on 45.3 percent shooting from the field in eight games in the tournament.

Vasiljevic scored 20-plus points and led the team in scoring in five of the eight games as the Emerging Boomers finished ninth in the field.

He closed out play with a 28-point performance in a 101-96 win over Canada.

COACHING COORDINATORS

Miami's assistant coaching staff is set up in a coordinator system. Jamal Brunt serves as the offensive coordinator, while Chris Caputo handles the defense. Adam Fisher manages the scout for every opponent.

ACC OPERATION BASKETBALL

2017-18 PRESEASON POLL (First-place votes in parentheses)

Team & Points

- Duke (57) - 1020
- North Carolina (7) - 921
- Notre Dame (4) - 852
- Miami (1) - 809**
- Louisville - 733
- Virginia - 690
- Virginia Tech - 549
- Florida State - 519
- Georgia Tech - 468
- Syracuse - 420
- Wake Forest - 378
- NC State - 310
- Clemson - 289
- Boston College - 181
- Pittsburgh - 141

2017-18 Preseason All-ACC Team (votes in parentheses)

First Team

- Bonzie Colson, Notre Dame (64)
 Grayson Allen, Duke (60)
 Joel Berry II, North Carolina (58)
 Marvin Bagley III, Duke (26)
 Ben Lammers, Georgia Tech (25)

Second Team

- Bruce Brown Jr., Miami (22)**
 Quentin Snider, Louisville (12)
 Deng Adel, Louisville (12)
 Josh Okogie, Georgia Tech (11)
 Jerome Robinson, Boston College (11)

ACC Preseason Player of the Year

- Bonzie Colson, Notre Dame (49)
 Grayson Allen, Duke (9)
 Joel Berry II, North Carolina (9)
Bruce Brown Jr., Miami (1)
 Jerome Robinson, Boston College (1)

ACC Preseason Rookie of the Year

- Marvin Bagley III, Duke (58)
Lonnie Walker IV, Miami (3)
 Lavar Batts Jr., NC State (2)
 M.J. Walker, Florida State (2)
 Jalek Felton, North Carolina (1)
 Aamir Simms, Clemson (1)
 Oshae Brissett, Syracuse (1)
 De'Andre Hunter, Virginia (1)

MIAMI IN THE POLLS

Date	AP	USA Today	RPI
Pre	13	12	-
Nov. 13	11	12	-
Nov. 20	11	11	-
Nov. 27	10	13	-



SCHEDULE NOTES

Miami has a dozen games scheduled against eight programs that competed in the 2017 NCAA Tournament, with potential matchups with four more in the Hawaiian Airlines Diamond Head Classic.

Miami travels to face Minnesota in the Big Ten-ACC Challenge on Nov. 29 and comes back to play Princeton in the Hoophall Miami Invitational on Dec. 2 at AmericanAirlines Arena.

Miami plays six ACC opponents (10 games total) that competed in 2017 NCAA Tournament, including reigning national champion North Carolina.

Miami competes in the Hawaiian Airlines Diamond Head Classic Dec. 22-25, opening with the host, Hawaii. The 2017 edition of the classic features a great field with five NCAA tournament participants from the past season in Miami, Middle Tennessee, New Mexico State, Princeton and Southern California.

MILES WILSON JOINS MIAMI PROGRAM

Jim Larrañaga added Miles Wilson to the Hurricanes' incoming class of 2017. A 6-foot-5-inch transfer from Mount St. Mary's, Wilson will sit out the 2017-18 season because of NCAA transfer rules, then have three years of eligibility with the Hurricanes.

Wilson averaged 11.8 points per game and 3.9 rebounds in 28.9 minutes per game and was named to the Northeast Conference All-Rookie Team.

In the NCAA Tournament's First Four, Wilson scored 17 points and grabbed 11 rebounds in a 67-66 win over New Orleans before recording a game-high 22 points with seven rebounds against top-seeded Villanova.

SELLING OUT THE WATSCO CENTER

Miami sold out its season ticket allotment for all home games last year at the Watsco Center. This marked the second consecutive year the Hurricanes sold out their season ticket allotment, reaching 5,750 in sales.

For two straight years, fans have bought over 5,500 season tickets, more than doubling the total number of season tickets sold in Jim Larrañaga's first season in Coral Gables. When Larrañaga began his reign in Miami, fans bought 2,251 season tickets for the 2011-12 campaign.

Season Tickets per Year

2016-17: 5,750	2015-16: 5,500	2014-15: 3,427
2013-14: 3,674	2012-13: 2,372	2011-12: 2,251

CANES SEEK ANOTHER 20-WIN CAMPAIGN

Jim Larrañaga has posted five 20-win seasons in his first six years at The U and 11 career 20-win seasons. The 21-win campaign in 2016-17 was Miami's eighth 20-win season since joining the ACC for the 2004-05 campaign. Larrañaga is just the second coach in Miami history with five 20-win seasons, joining Bruce Hale (1954-67).

The Canes won seven or more ACC games in each of Larrañaga's first six seasons and have had 10 or more league victories in four years. Prior to Larrañaga's arrival, Miami had never won 10 ACC games in a season.

LARRAÑAGA 12TH IN WINS AMONG ACTIVE DIVISION I NCAA COACHES

Entering the 2017-18 season, Jim Larrañaga ranks 12th in career wins among active Division I coaches with 609. Of those 12, five are in the Naismith Memorial Basketball Hall of Fame, including four from the Atlantic Coast Conference.

Now in his 34th season as a head coach, Larrañaga ranks 47th in all-time NCAA victories.

In his career, Larrañaga won 27 games at American International, 170 at Bowling Green, 273 at George Mason and 139 at Miami. He is one of 15 coaches all-time with 100 or more wins at three D-I schools, four of whom are actively coaching.

WINNINGEST ACTIVE COACHES

(minimum five years as Division I head coach)

Rank	Coach	Wins*
1.	Mike Krzyzewski, Duke	1,071
2.	Jim Boeheim, Syracuse	903
3.	Bob Huggins, West Virginia	819
4.	Roy Williams, North Carolina	816
5.	Rick Byrd, Belmont	754
6.	Cliff Ellis, Coastal Carolina	733
7.	John Beilein, Michigan	691
8.	Larry Hunter, Western Carolina	689
9.	John Calipari, Kentucky	652
10.	Rick Barnes, Tennessee	635
11.	Bill Self, Kansas	623
12.	Jim Larrañaga, Miami	609
13.	Lon Kruger, Oklahoma	601
14.	Dana Altman, Oregon	597
15.	Greg Kampe, Oakland	581

*Totals listed are at end of 2016-17 regular season

LARRAÑAGA AND CAPUTO IN 16TH YEAR TOGETHER

Head coach Jim Larrañaga and associate head coach Chris Caputo are beginning their 16th season on sidelines together, dating back to their time at George Mason University.

Caputo started on Larranaga's staff as the video coordinator for the 2002-03 season, and along the way, the native of Elmhurst, N.Y., was an assistant coach and is now the associate head coach for the Hurricanes. Caputo helped the 2006 GMU team to the NCAA Final Four and has made five total NCAA Tournament appearances with Larrañaga.

Both Caputo and Larrañaga attended Archbishop Molloy (N.Y.) High School and played for legendary head coach Jack Curran.

SUCCESS FOR BOTH MIAMI BASKETBALL TEAMS

The Miami men's and women's basketball teams both landed in the NCAA Tournament for the second straight season in 2017, the first time both Miami basketball teams play in The Dance in consecutive years.

Miami was one of seven schools, four of which are in the ACC, with both its men's and women's basketball teams ranked in the preseason USA TODAY Coaches Poll. The others on the list were Baylor, Duke, Louisville, Notre Dame, UCLA and West Virginia.

2016-17 TEAM HIGHLIGHTS

• Miami played in back-to-back NCAA Tournaments for the first time since going to three straight from 1997-98 to 1999-2000.

• The Hurricanes were one of two (Georgia Tech) unranked teams to defeat eventual national champion North Carolina last season. UM's 15-point victory over then-No. 9/6 UNC was the Tar Heels' worst defeat of the season.

• Miami defeated three ranked teams last season, downing No. 9/6 North Carolina, No. 10/11 Duke in Coral Gables and No. 18/19 Virginia on the road. This was the third straight year and the fifth time in Jim Larranaga's six seasons that the Canes defeated two top 15 teams.

MIAMI'S RECORD WHEN ...

Record	2017-18		Larranaga	
	All	ACC	At UM	ACC
All games	5-0	-	144-69	64-42
Home	4-0	-	81-22	38-15
Away	0-0	-	40-32	26-27
Neutral	1-0	-	23-15	-
November	5-0	-	34-9	-
December	-	-	27-9	1-1
January	-	-	26-18	24-18
February	-	-	33-18	33-18
March	-	-	24-14	7-5
April	-	-	-	0-1
vs. Top-10 opponents	-	-	7-13	6-9
vs. Top-25 (includes Top-10)	-	-	16-31	11-22
vs. RV opponents (either poll)	-	-	11-4	4-1
vs. Teams over .500 on game day	2-0	-	91-62	47-37
vs. Teams under .500 on game day	2-0	-	33-6	13-5
vs. Teams at .500 on game day	1-0	-	16-1	4-0
While UM in Top 25	5-0	-	47-17	25-11
While UM is RV (only)	-	-	39-13	14-7
Leading at halftime	4-0	-	110-16	45-13
Trailing at halftime	0-0	-	28-50	15-27
Tied at halftime	1-0	-	6-3	3-2
In overtime games	0-0	-	7-7	4-3
Single overtime	0-0	-	4-6	2-2
Double overtime	0-0	-	3-1	2-1
Leading w/2:00 left in regulation	5-0	-	133-8	59-4
Trailing w/2:00 left in regulation	0-0	-	9-58	4-37
Tied w/2:00 left in regulation	0-0	-	2-1	0-1
UM shoots 50% or better from field	4-0	-	56-5	19-2
UM shoots 40-49% from field	0-0	-	70-24	37-20
UM shoots under 40% from field	1-0	-	18-40	8-20
Opp. shoots 50% or better from field	0-0	-	9-24	5-14
Opp. shoots 40-49% from field	1-0	-	61-29	31-17
Opp. shoots under 40% from field	4-0	-	76-15	29-10
UM shoots 70% or better from line	1-0	-	90-35	39-21
UM shoots less than 70% from line	4-0	-	54-34	34-20
UM makes more 3-point FGs	4-0	-	76-28	34-22
UM makes fewer 3-point FGs	1-0	-	44-29	22-17
3-point FGs are even	0-0	-	15-5	8-3
4+ Canes in double figures	4-0	-	73-13	28-9
3 Canes in double figures	0-0	-	52-26	28-12
2 or fewer Canes in double figures	1-0	-	19-30	8-21
Outrebounding opponent	5-0	-	97-24	37-16
Opp. outrebounds UM	0-0	-	40-45	24-26
Tied in rebounds	0-0	-	6-0	3-0
UM records 10 or more steals	0-0	-	21-4	7-1
UM records 15 or more assists	4-0	-	46-4	19-3
UM commits fewer than 15 turnovers	5-0	-	123-56	55-36
UM commits 15 or more turnovers	0-0	-	19-7	7-6
UM commits fewer turnovers than opp.	5-0	-	78-26	35-14
UM commits more turnovers than opp.	0-0	-	49-30	21-20
Tied in turnovers	0-0	-	14-12	8-8
UM scores 59 points or fewer	1-0	-	12-34	7-21
UM scores 60-69 points	0-0	-	38-23	20-11
UM scores 70-79 points	1-0	-	58-11	25-9
UM scores 80-89 points	2-0	-	24-1	8-1
UM scores 90-99 points	1-0	-	11-0	3-0
UM scores 100 or more points	0-0	-	1-0	0-0
Playing during morning (11 a.m.)	-	-	1-1	-
Playing during afternoon	1-0	-	45-24	26-17
Playing in evening (5 p.m. or later)	4-0	-	97-43	38-25
Games decided by 3 points or fewer	0-0	-	16-13	9-9
Games decided by 4-10 points	0-0	-	44-26	24-19
Games decided by 11-19 points	1-0	-	49-21	20-9

JIM LARRAÑAGA

7TH SEASON AT MIAMI, 34TH SEASON AS HEAD COACH

COACHING EXPERIENCE

Head Coach

2011- Miami
1997-2011 George Mason
1986-97 Bowling Green
1977-79 American International

Assistant Coach

1979-86 Virginia
1971-76 Davidson

Player/Coach

1977 Geronemo Basketball Club (Belgium)

PLAYING CAREER

Geronemo Basketball Club (Belgium) 1976-77
Providence College, 1967-71
Archbishop Molloy, 1963-67

COACHING HONORS

AP, Naismith, Iba, Rupp Coach of the Year, 2013
NABC All-District II, 2013
USBWA District IV Coach of the Year, 2013, 2016
Clair Bee National Coach of the Year, 2006
ACC Coach of the Year, 2013, 2016
CAA Coach of the Year, 1999, 2011
MAC Coach of the Year, 1997
Eight NCAA tournament appearances
1999, 2001, 2006, 2008, 2011, 2013, 2016, 2017
Eight postseason NIT appearances
1990, 1991, 1997, 2002, 2004, 2009, 2012, 2015
11 20-win seasons

PERSONAL

Hometown Bronx, N.Y.
Born Oct. 2, 1949
Family Wife: Liz, Sons: Jay and Jon
Grandchildren: Tia, James, Jon Temple, Henry
Education Providence College, 1971, B.A. Economics
Archbishop Molloy High School, 1967

NOTABLE COLLEGE PLAYERS COACHED

Sheldon McClellan (Miami) - All-ACC Second Team, ACC Tournament Second Team

Shane Larkin (Miami) - NBA first-round draft pick (18th overall), ACC Player of the Year, ACC Tournament MVP, finalist for Cousy, Naismith & Wooden awards, All-ACC First Team and All-ACC Defensive Team, Lute Olson National Player of the Year, AP and NABC All-American (Second team), Sporting News All-American (Third), ESPN, Wooden, Olson and Driesell Defensive All-American, USBWA All-District, Basketball Times All-District

Durand Scott (Miami) - ACC Defensive Player of the Year, ACC Tournament First Team, All-ACC Third Team

George Evans (George Mason) - Three-time CAA Player of the Year, CAA Rookie of the Year, three-time CAA Defensive Player of the Year, three-time CAA All-Defensive Team

Antonio Daniels (Bowling Green) - MAC Player of the Year, MAC Freshman of Year

NOTABLE NBA PLAYERS COACHED

Lance Blanks	Frank Booker	Rick Carlisle
Antonio Daniels	Jeff Jones	Andrew Kennedy
Jeff Lamp	Shane Larkin	Lewis Latimore
Jason Miskiri	Olden Polynice	Lee Raker
Ralph Sampson	Tom Sheehey	Clinton Venable
Othell Wilson	Ricky Wilson	

STUDENT-ATHLETE HONORS

At Miami

One All-American
One USBWA All-District IV selection
One Basketball Times All-District
One ACC Player of the Year
One ACC Defensive Player of the Year
One ACC Tournament MVP
14 All-ACC postseason selections
Five ACC-All-Defensive Team selections
One ACC All-Rookie Team selection
Four ACC Academic Honor Roll selections
Seven ACC Players of the Week
One ACC Rookie of the Week
Six ACC All-Tournament team selections
Two NIT All-Tournament Team selections
Two NABC Honors Court selections

YEAR-BY-YEAR

Year	School	Overall		Conference	
		W-L	W-L	Finish	Postseason
1977-78	American International	14-13			
1978-79	American International	13-13			
1986-87	Bowling Green	15-14	10-6	3	
1987-88	Bowling Green	12-16	7-9	t-5	
1988-89	Bowling Green	13-15	6-10	t-6	
1989-90	Bowling Green	18-11	9-7	t-3	NIT First Round (0-1)
1990-91	Bowling Green	17-13	9-7	t-4	NIT First Round (0-1)
1991-92	Bowling Green	14-15	8-8	5	
1992-93	Bowling Green	11-16	8-10	t-6	
1993-94	Bowling Green	18-10	12-6	t-2	
1994-95	Bowling Green	16-11	10-8	t-5	
1995-96	Bowling Green	14-13	9-9	t-6	
1996-97	Bowling Green	22-10	13-5	t-1	NIT First Round (0-1)
1997-98	George Mason	9-18	6-10	6	
1998-99	George Mason	19-11	13-3	1	NCAA First Round (0-1)
1999-00	George Mason	19-11	12-4	t-1	
2000-01	George Mason	18-12	11-5	3	NCAA First Round (0-1)
2001-02	George Mason	19-10	13-5	2	NIT First Round (0-1)
2002-03	George Mason	16-12	11-7	4	
2003-04	George Mason	23-10	12-6	3	NIT Third Round (2-1)
2004-05	George Mason	16-13	10-8	6	
2005-06	George Mason	27-8	15-3	t-1	NCAA Final Four (4-1)
2006-07	George Mason	18-15	9-9	5	
2007-08	George Mason	23-11	12-6	2	NCAA First Round (0-1)
2008-09	George Mason	22-11	13-5	2	NIT First Round (0-1)
2009-10	George Mason	17-15	12-6	4	CIT First Round (0-1)
2010-11	George Mason	27-7	16-2	1	NCAA Second Round (1-1)
2011-12	Miami	20-13	9-7	t-4	NIT Second Round (1-1)
2012-13	Miami	29-7	15-3	1	NCAA Sweet 16 (2-1)
2013-14	Miami	17-16	7-11	10	
2014-15	Miami	25-13	10-8	6	NIT Championship Game (4-1)
2015-16	Miami	27-8	13-5	t-2	NCAA Sweet 16 (2-1)
2016-17	Miami	21-12	10-8	t-7	NCAA First Round (0-1)
2017-18	Miami	5-0	0-0	-	
	Overall	614-403	330-206		
2 years	American International	27-26 (.509)			
11 years	Bowling Green	170-144 (.541)			
14 years	George Mason	273-164 (.625)			
7 years	Miami	144-69 (.676)			
34 years		614-403 (.603)			



2017-18 Miami Men's Basketball
Miami (FL) Combined Team Statistics (as of Nov 25, 2017)
All games

RECORD:	OVERALL	HOME	AWAY	NEUTRAL
ALL GAMES	5-0	4-0	0-0	1-0
CONFERENCE	0-0	0-0	0-0	0-0
NON-CONFERENCE	5-0	4-0	0-0	1-0

#	Player	gp-gs	min	avg	Total		3-Point		F-Throw		Rebounds				pf	dq	a	to	blk	stl	pts	avg
					fg-fga	fg%	3fg-fga	3fg%	ft-fa	ft%	off	def	tot	avg								
20	Dewan Huell	5-5	113	22.6	28-39	.718	0-1	.000	11-15	.733	9	27	36	7.2	9	0	3	9	5	4	67	13.4
00	Ja'Quan Newton	5-5	136	27.2	21-42	.500	2-8	.250	14-21	.667	1	9	10	2.0	6	0	9	13	0	4	58	11.6
11	Bruce Brown	5-5	159	31.8	21-52	.404	3-13	.231	4-13	.308	4	39	43	8.6	9	0	27	10	2	6	49	9.8
01	DJ Vasiljevic	5-5	128	25.6	17-47	.362	10-32	.313	4-4	1.000	1	11	12	2.4	5	0	2	1	1	3	48	9.6
03	Anthony Lawrence	5-5	131	26.2	15-28	.536	6-13	.462	9-16	.563	11	21	32	6.4	14	0	12	6	5	7	45	9.0
21	Sam Waardenburg	2-0	29	14.5	7-15	.467	2-3	.667	0-0	.000	5	3	8	4.0	3	0	1	1	1	1	16	8.0
15	Ebuka Izundu	5-0	85	17.0	16-20	.800	0-0	.000	6-12	.500	12	17	29	5.8	10	0	3	9	6	2	38	7.6
04	Lonnie Walker	5-0	108	21.6	13-29	.448	4-15	.267	5-7	.714	2	7	9	1.8	3	0	9	2	1	5	35	7.0
02	Chris Lykes	5-0	81	16.2	12-29	.414	8-18	.444	2-4	.500	0	4	4	0.8	11	0	11	7	0	5	34	6.8
14	Rodney Miller	4-0	16	4.0	3-5	.600	0-0	.000	0-4	.000	0	2	2	0.5	1	0	0	0	0	0	6	1.5
05	Mike Robinson	4-0	7	1.8	1-1	1.000	1-1	1.000	0-0	.000	0	0	0	0.0	0	0	0	0	0	0	3	0.8
35	Chris Stowell	4-0	7	1.8	0-1	.000	0-1	.000	0-0	.000	0	1	1	0.3	0	0	0	0	0	0	0	0.0
Team											9	10	19									
Total.....		5	1000		154-308	.500	36-105	.343	55-96	.573	54	151	205	41.0	71	0	77	60	21	37	399	79.8
Opponents.....		5	1000		103-296	.348	23-94	.245	41-50	.820	46	121	167	33.4	88	2	49	84	8	30	270	54.0

TEAM STATISTICS	UM	OPP	Date	Opponent	Score	Att.
SCORING	399	270	11/10/17	GARDNER-WEBB	w 77-45	7073
Points per game	79.8	54.0	11/12/17	NAVY	w 89-55	6611
Scoring margin	+25.8	-	11/16/17	FLORIDA A&M	w 90-59	6735
FIELD GOALS-ATT	154-308	103-296	1 11/22/17	vs La Salle	w 57-46	6735
Field goal pct	.500	.348	11/25/17	NORTH FLORIDA	w 86-65	7189
3 POINT FG-ATT	36-105	23-94				
3-point FG pct	.343	.245				
3-pt FG made per game	7.2	4.6				
FREE THROWS-ATT	55-96	41-50				
Free throw pct	.573	.820				
F-Throws made per game	11.0	8.2				
REBOUNDS	205	167				
Rebounds per game	41.0	33.4				
Rebounding margin	+7.6	-				
ASSISTS	77	49				
Assists per game	15.4	9.8				
TURNOVERS	60	84				
Turnovers per game	12.0	16.8				
Turnover margin	+4.8	-				
Assist/turnover ratio	1.3	0.6				
STEALS	37	30				
Steals per game	7.4	6.0				
BLOCKS	21	8				
Blocks per game	4.2	1.6				
ATTENDANCE	27608	6735				
Home games-Avg/Game	4-6902	0-0				
Neutral site-Avg/Game	-	1-6735				

* = Conference game
 1 = Reading, Pa.

Score by Periods	1st	2nd	Totals
Miami (FL)	171	228	399
Opponents	113	157	270



2017-18 Miami Men's Basketball
Miami (FL) Game-by-Game Highs (as of Nov 25, 2017)
All games

Opponent	Date	Score	Points	Rebounds	Assists	Steals	Blocked shots
GARDNER-WEBB	11/10/17	77-45	14-Dewan Huell Ebuka Izundu	11-Bruce Brown	10-Bruce Brown	2-Anthony Lawrence	2-Dewan Huell
NAVY	11/12/17	89-55	16-DJ Vasiljevic	10-Dewan Huell	6-Bruce Brown	2-DJ Vasiljevic Chris Lykes	2-Anthony Lawrence Ebuka Izundu
FLORIDA A&M	11/16/17	90-59	15-Ja'Quan Newton DJ Vasiljevic Bruce Brown	8-Bruce Brown	4-Bruce Brown Chris Lykes Ja'Quan Newton	2-Dewan Huell Bruce Brown	3-Ebuka Izundu
vs La Salle	11/22/17	57-46	16-Dewan Huell	11-Bruce Brown	5-Anthony Lawrence	2-Ja'Quan Newton Lonnie Walker	3-Anthony Lawrence
NORTH FLORIDA	11/25/17	86-65	14-Anthony Lawrence Bruce Brown	7-Bruce Brown Ebuka Izundu	4-Chris Lykes Bruce Brown	3-Anthony Lawrence Bruce Brown	1-Sam Waardenburg

Miami (FL) Points-Rebounds-Assists (as of Nov 25, 2017)
All games

Opponent	Date	Score	00		01		02		03		04		05		11	
			NEWTON,JA'	VASILJEVIC	LYKES,CHRI	LAWRENCE,A	WALKER,LON	ROBINSON,M	BROWN,BRUC							
GARDNER-WEBB	11/10/17	77-45	w	13-0-1	7-2-0	3-1-1	3-7-1	10-2-5	3-0-0	10-11-10						
NAVY	11/12/17	89-55	w	14-3-1	16-3-0	8-1-2	10-7-2	8-2-1	0-0-0	3-6-6						
FLORIDA A&M	11/16/17	90-59	w	15-3-4	15-4-2	13-1-4	11-4-1	5-2-0	0-0-0	15-8-4						
vs La Salle	11/22/17	57-46	w	4-3-0	8-1-0	0-1-0	7-10-5	5-2-2	DNP	7-11-3						
NORTH FLORIDA	11/25/17	86-65	w	12-1-3	2-2-0	10-0-4	14-4-3	7-1-1	0-0-0	14-7-4						

Opponent	Date	Score	14		15		20		21		35	
			MILLER,ROD	IZUNDU,EBU	HUELL,DEWA	WAARDENBU	STOWELL,CH					
GARDNER-WEBB	11/10/17	77-45	w	0-1-0	14-10-1	14-8-2	DNP	0-0-0				
NAVY	11/12/17	89-55	w	4-0-0	12-4-2	14-10-1	DNP	0-1-0				
FLORIDA A&M	11/16/17	90-59	w	2-1-0	4-6-0	10-5-0	DNP	0-0-0				
vs La Salle	11/22/17	57-46	w	0-0-0	3-2-0	16-7-0	7-2-0	DNP				
NORTH FLORIDA	11/25/17	86-65	w	DNP	5-7-0	13-6-0	9-6-1	0-0-0				

2017-18 Miami Men's Basketball
Miami (FL) Team Game-by-Game Comparison (as of Nov 25, 2017)
All games

Opponent	1st	2nd	Score	Mar	Total FG	FG Pct	3-Pointers	3FG Pct	Free Throws	FT Pct	Rebounds	Assist	T/Over	Block	Steal	Fouls
GARDNER-WEBB	27/23	50/22	77-45	+32	30-60/20-63	.500/.317	7-26/4-16	.269/.250	10-21/1-6	.476/.167	48/36 +12	21/10	12/14	3/0	5/5	15/19
NAVY	41/24	48/31	89-55	+34	35-64/21-63	.547/.333	9-23/6-21	.391/.286	10-16/7-9	.625/.778	42/33 +9	15/14	12/16	7/2	9/7	12/15
FLORIDA A&M	46/22	44/37	90-59	+31	34-58/24-59	.586/.407	12-26/5-16	.462/.313	10-22/6-6	.455/1000	36/28 +8	15/12	12/19	5/2	8/6	12/18
La Salle	19/19	38/27	57-46	+11	22-60/15-52	.367/.288	5-15/0-15	.333/.000	8-14/16-17	.571/.941	40/38 +2	10/3	10/15	5/3	6/4	16/18
NORTH FLORIDA	38/25	48/40	86-65	+21	33-66/23-59	.500/.390	3-15/8-26	.200/.308	17-23/11-12	.739/.917	39/32 +7	16/10	14/20	1/1	9/8	16/18

Note: Game totals are displayed in the format TEAM/OPPONENT for each category



Official Basketball Box Score -- Game Totals -- Final Statistics
Gardner-Webb vs Miami (FL)
11/10/17 8:00 pm at Coral Gables, Fla. (Watsco Center)

Gardner-Webb 45 · 0-1

Box score table for Gardner-Webb vs Miami (FL) game on 11/10/17. Columns include Player, FG-FGA, 3-Ptr, FT-FTA, Rebounds, PF, TP, A TO Blk Stl, and Min. Includes team totals and game statistics.

Miami (FL) 77 · 1-0

Box score table for Miami (FL) vs Gardner-Webb game on 11/10/17. Columns include Player, FG-FGA, 3-Ptr, FT-FTA, Rebounds, PF, TP, A TO Blk Stl, and Min. Includes team totals and game statistics.

Officials: Brian Dorsey, Raymond Stions Jr., William Humes
Technical fouls: Gardner-Webb-None, Miami (FL)-None.

Score by periods table for Gardner-Webb vs Miami (FL) game. Columns: Period (1st, 2nd, Total), Score (23, 52, 45).

Points in game table for Gardner-Webb vs Miami (FL) game. Columns: In, Off, 2nd, Fast, Bench. Rows: Points, Paint, T/O, Chance, Break, Bench.

Last FG - GWU 2nd-00:15, UM 2nd-00:30.
Largest lead - GWU by 7 1st-16:59, UM by 37 2nd-04:34.

Score tied - 3 times.
Lead changed - 1 time.

Official Basketball Box Score -- Game Totals -- Final Statistics
Navy vs Miami (FL)
11/12/17 4:39 pm at Coral Gables, Fla. (Watsco Center)

Navy 55 · 1-1

Box score table for Navy vs Miami (FL) game on 11/12/17. Columns include Player, FG-FGA, 3-Ptr, FT-FTA, Rebounds, PF, TP, A TO Blk Stl, and Min. Includes team totals and game statistics.

Miami (FL) 89 · 2-0

Box score table for Miami (FL) vs Navy game on 11/12/17. Columns include Player, FG-FGA, 3-Ptr, FT-FTA, Rebounds, PF, TP, A TO Blk Stl, and Min. Includes team totals and game statistics.

Officials: Tim Nestor, Bert Smith, Tim Clougherty
Technical fouls: Navy-None, Miami (FL)-None.

Score by periods table for Navy vs Miami (FL) game. Columns: Period (1st, 2nd, Total), Score (24, 31, 55).

Points in game table for Navy vs Miami (FL) game. Columns: In, Off, 2nd, Fast, Bench. Rows: Points, Paint, T/O, Chance, Break, Bench.

Last FG - NAVY 2nd-00:35, UM 2nd-00:23.
Largest lead - NAVY None, UM by 35 2nd-01:39.

Score tied - 0 times.
Lead changed - 0 times.

Official Basketball Box Score -- Game Totals -- Final Statistics
Florida A&M vs Miami (FL)
11/16/17 7:02 pm at Coral Gables, Fla. (Watsco Center)

Florida A&M 59 · 0-3

Box score table for Florida A&M vs Miami (FL) game on 11/16/17. Columns include Player, FG-FGA, 3-Ptr, FT-FTA, Rebounds, PF, TP, A TO Blk Stl, and Min. Includes team totals and game statistics.

Miami (FL) 90 · 3-0

Box score table for Miami (FL) vs Florida A&M game on 11/16/17. Columns include Player, FG-FGA, 3-Ptr, FT-FTA, Rebounds, PF, TP, A TO Blk Stl, and Min. Includes team totals and game statistics.

Officials: Roger Ayers, Mike Eades, Sean Hull
Technical fouls: Florida A&M-None, Miami (FL)-None.

Score by periods table for Florida A&M vs Miami (FL) game. Columns: Period (1st, 2nd, Total), Score (22, 37, 59).

Points in game table for Florida A&M vs Miami (FL) game. Columns: In, Off, 2nd, Fast, Bench. Rows: Points, Paint, T/O, Chance, Break, Bench.

Last FG - FAMUM 2nd-00:01, UM 2nd-00:37.
Largest lead - FAMUM None, UM by 36 2nd-01:45.

Score tied - 0 times.
Lead changed - 0 times.

Official Basketball Box Score -- Game Totals -- Final Statistics
La Salle vs Miami (FL)
11/22/17 6:00 PM at Reading, Pa. (Santander Arena)

La Salle 46 · 3-3

Box score table for La Salle vs Miami (FL) game on 11/22/17. Columns include Player, FG-FGA, 3-Ptr, FT-FTA, Rebounds, PF, TP, A TO Blk Stl, and Min. Includes team totals and game statistics.

Miami (FL) 57 · 4-0

Box score table for Miami (FL) vs La Salle game on 11/22/17. Columns include Player, FG-FGA, 3-Ptr, FT-FTA, Rebounds, PF, TP, A TO Blk Stl, and Min. Includes team totals and game statistics.

Officials: Pat Driscoll, Jerry Heater, Earl Walton
Technical fouls: La Salle-None, Miami (FL)-None.

Score by periods table for La Salle vs Miami (FL) game. Columns: Period (1st, 2nd, Total), Score (19, 27, 46).

Points in game table for La Salle vs Miami (FL) game. Columns: In, Off, 2nd, Fast, Bench. Rows: Points, Paint, T/O, Chance, Break, Bench.

Last FG - LAS 2nd-01:11, UM 2nd-01:19.
Largest lead - LAS by 3 1st-14:56, UM by 12 2nd-02:57.

Score tied - 7 times.
Lead changed - 9 times.



Official Basketball Box Score -- Game Totals -- Final Statistics
North Florida vs Miami (FL)
11/25/17 4:05 pm at Coral Gables, Fla. (Watsco Center)

North Florida 65 - 1-7

#	Player	Total			3-Ptr			Rebounds			PF	TP	A	TO	Blk	Stl	Min
		FG-FGA	FG-FGA	FT-FTA	FG-FGA	FG-FGA	FT-FTA	Off	Def	Tot							
00	HORCHLER, Noah	f	2-6	0-3	0-0	1	1	2	4	4	1	0	1	0	0	19	
02	AMINU, Wajid	f	3-6	0-1	1-2	1	2	3	3	7	1	5	0	0	0	20	
03	ESCOBAR, JT	g	6-9	4-7	0-0	1	2	3	2	16	0	0	0	0	0	32	
11	SAMS, Garrett	g	2-8	1-2	4-4	1	4	5	2	9	2	2	0	4	0	24	
21	GANDIA-ROSA, Ivan	g	3-9	2-3	0-0	1	2	3	2	8	3	7	0	0	0	33	
01	LAMBRIGHT, Emmanuel		0-0	0-0	0-0	1	0	1	0	0	0	1	0	0	0	3	
10	BLOUNT, Osborn		2-8	1-5	2-2	0	3	3	0	7	1	1	0	3	0	20	
12	BURKHARDT, Ryan		0-2	0-2	0-0	0	1	1	1	0	0	2	0	0	0	10	
20	COFFEY II, Brian		1-2	0-0	2-2	1	0	1	0	4	2	0	0	0	0	11	
22	DAY, Trip		4-8	0-2	2-2	0	3	3	3	10	0	1	0	1	0	26	
50	HAID, Benedikt		0-1	0-1	0-0	0	0	0	1	0	0	0	0	0	0	2	
	Team					3	4	7						1			
	Totals		23-59	8-26	11-12	10	22	32	18	65	10	20	1	8	200		

FG % 1st Half: 10-26 38.5% 2nd half: 13-33 39.4% Game: 23-59 39.0% Deadball Rebounds 1
 3FG % 1st Half: 5-12 41.7% 2nd half: 3-14 21.4% Game: 8-26 30.8%
 FT % 1st Half: 0-0 0.0% 2nd half: 11-12 91.7% Game: 11-12 91.7%

Miami (FL) 86 - 5-0

#	Player	Total			3-Ptr			Rebounds			PF	TP	A	TO	Blk	Stl	Min
		FG-FGA	FG-FGA	FT-FTA	FG-FGA	FG-FGA	FT-FTA	Off	Def	Tot							
20	Dewan Huell	f	4-6	0-0	5-7	1	5	6	2	13	0	3	0	0	0	23	
00	Ja'Quan Newton	g	5-8	0-0	2-2	0	1	1	1	12	3	4	0	0	0	26	
01	DJ Vasiljevic	g	1-6	0-4	0-0	0	2	2	0	2	0	0	0	0	0	22	
03	Anthony Lawrence	g	4-7	0-1	6-7	3	1	4	3	14	3	1	0	3	0	27	
11	Bruce Brown	g	7-14	0-2	0-0	1	6	7	2	14	4	1	0	3	0	32	
02	Chris Lykes		4-9	2-5	0-1	0	0	0	2	10	4	1	0	1	0	19	
04	Lonnie Walker		2-5	0-1	3-4	0	1	1	3	7	1	0	0	1	0	22	
05	Mike Robinson		0-0	0-0	0-0	0	0	0	0	0	0	0	0	0	0	1	
15	Ebuka Izundu		2-2	0-0	1-2	2	5	7	0	5	0	3	0	0	0	11	
21	Sam Waardenburg		4-9	1-2	0-0	4	2	6	3	9	1	1	1	1	0	16	
35	Chris Stowell		0-0	0-0	0-0	0	0	0	0	0	0	0	0	0	0	1	
	Team					1	4	5									
	Totals		33-66	3-15	17-23	12	27	39	16	86	16	14	1	9	200		

FG % 1st Half: 15-30 50.0% 2nd half: 18-36 50.0% Game: 33-66 50.0% Deadball Rebounds 4
 3FG % 1st Half: 2-8 25.0% 2nd half: 1-7 14.3% Game: 3-15 20.0%
 FT % 1st Half: 6-11 54.5% 2nd half: 11-12 91.7% Game: 17-23 73.9%

Officials: Jamie Luckie, Raymond Styons Jr, Doug Simons
 Technical fouls: North Florida-None. Miami (FL)-None.
 Attendance: 7189

Score by periods	1st	2nd	Total
North Florida	25	40	65
Miami (FL)	38	48	86

	Points	In Paint	Off T/O	2nd Chance	Fast Break	Bench
UNF	22	7	10	2	21	21
UM	54	21	7	21	31	

Last FG - UNF 2nd-01:04, UM 2nd-00:34. Score tied - 2 times.
 Largest lead - UNF by 3 1st-19:43, UM by 22 2nd-11:54. Lead changed - 1 time.
 UNF led for 01:10. UM led for 37:54. Game was tied for 00:42.



11 BRUCE BROWN, JR.

So. • 6-5 • 205 • Guard
Boston, Mass. • Vermont Academy

PRESEASON HONORS

- Preseason All-ACC Second Team
- Preseason ESPN Third-Team All-American
- Wooden Award Preseason Top 50
- Citizen Naismith Trophy Watch List
- Julius Erving Small Forward of the Year Award Watch List
- Lute Olson National Player of the Year Award Watch List
- Oscar Robertson Trophy Watch List

CAREER

- Owns two career triple-doubles, two double-doubles
- Has four career double-figure rebound games

2017-18 HIGHLIGHTS

- Ranks 10th in ACC in rebounds at 8.6 per game (first among guards); is eighth nationally among guards in rebounding
- Recorded second career triple-double in season opener vs. Gardner-Webb (10 points, 11 rebounds, 10 assists) - one of three triple-doubles in D-1 this year
- Triple-double was third in program history and 31st in ACC history (sixth player in league history with two career triple-doubles)
- Had 14 points, seven rebounds, four assists, three steals in win over North Florida (11/25)

2017-18 GAME-BY-GAME

	GS	Min	FG	Pct	3FG	Pct	FT	Pct	O-D-T	Avg	PF	FO	A	TO	Blk	Stl	Pts	Avg
Gardner-Webb	*	31	5-9	.556	0-2	.000	0-3	.000	1-10-11	11.0	2	0	10	1	0	1	10	10.0
Navy	*	31	1-10	.100	0-3	.000	1-2	.500	1-5-6	8.5	1	0	6	3	1	0	3	6.5
Florida A&M	*	32	6-10	.600	2-4	.500	1-4	.250	1-7-8	8.3	2	0	4	2	0	2	15	9.3
vs. La Salle	*	33	2-9	.222	1-2	.500	2-4	.500	0-11-11	9.0	2	0	3	3	1	0	7	8.8
North Florida	*	32	7-14	.500	0-2	.000	0-0	.000	1-6-7	8.6	2	0	4	1	0	3	14	9.8
at Minnesota																		
vs. Princeton																		
Boston University																		
at George Washington																		
at Hawai'i																		
vs. TBA																		
vs. TBA																		
at Pittsburgh																		
at Georgia Tech																		
Florida State																		
at Clemson																		
Duke																		
at NC State																		
Louisville																		
at Florida State																		
Pittsburgh																		
at Virginia Tech																		
Wake Forest																		
at Boston College																		
Virginia																		
Syracuse																		
at Notre Dame																		
Boston College																		
at North Carolina																		
Virginia Tech																		

SEASON/CAREER HIGHS

Points

Season: 15 Florida A&M, 11/16/17
 Career: 30 North Carolina, 1/28/17
 ACC: 30 North Carolina, 1/28/17

Rebounds

Season: 11 2x, last vs. La Salle, 11/22/17
 Career: 12 George Washington, 12/22/16
 ACC: 9 Notre Dame, 1/12/17

Assists

Season: 10 Gardner-Webb, 11/10/17
 Career: 10 2x, last vs. Gardner-Webb, 11/10/17
 ACC: 6 2x, last at NC State, 2/4/17

Steals

Season: 3 North Florida, 11/25/17
 Career: 3 6x, last vs. North Florida, 11/25/17
 ACC: 3 NC State, 12/31/16

Blocked Shots

Season: 1 2x, last vs. La Salle, 11/22/17
 Career: 3 2x, last vs. Notre Dame, 1/12/17
 ACC: 3 Notre Dame, 1/12/17

Field Goals

Season: 7 North Florida, 11/25/17
 Career: 11 Duke, 2/25/17
 ACC: 11 Duke, 2/25/17

Field-Goal Attempts

Season: 14 North Florida, 11/25/17
 Career: 18 Duke, 2/25/17
 ACC: 18 Duke, 2/25/17

Free Throws

Season: 2 La Salle, 11/22/17
 Career: 10 North Carolina, 1/28/17
 ACC: 10 North Carolina, 1/28/17

Free-Throw Attempts

Season: 4 2x, last vs. La Salle, 11/22/17
 Career: 13 North Carolina, 1/28/17
 ACC: 13 North Carolina, 1/28/17

3-Point Field Goals

Season: 2 Florida A&M, 11/16/17
 Career: 4 North Carolina, 1/28/17
 ACC: 4 North Carolina, 1/28/17

3-Point Field-Goal Attempts


Season: 4 Florida A&M, 11/16/17
 Career: 6 North Carolina, 1/28/17
 ACC: 6 North Carolina, 1/28/17

Minutes

Season: 33 La Salle, 11/22/17
 Career: 44 at Virginia 2/20/17
 ACC: 44 at Virginia 2/20/17

CAREER STATISTICS

Season	GP	GS	Min.	Avg.	FG			3-Point			Free Throws			Rebounds				Scoring							
					FGA	Pct.	3FGA	Pct.	FTA	Pct.	Off.	Def.	Tot.	Avg.	PF	FO	Ast.	TO	Blk	Stl	Pts.	Avg.			
2016-17	33	29	1053	31.9	134	292	.459	33	95	.347	90	121	.744	48	138	186	5.6	83	2	106	67	18	49	391	11.8
2017-18	5	5	159	31.8	21	52	.404	3	13	.231	4	13	.308	4	39	43	8.6	9	0	27	10	2	6	49	9.8
TOTAL	38	34	1212	31.9	155	344	.451	36	108	.333	94	134	.701	52	177	229	6.0	92	2	133	77	20	55	440	11.6



20 DEWAN HUELL

So. • 6-11 • 236 • Forward
Miami, Fla. • Miami Norland HS

2017-18 HIGHLIGHTS

- Leads ACC, ranks seventh nationally in field-goal percentage (.718)
- Tied for team lead with 14 points in season opener
- Recorded first career double-double against Navy (11/12) with 14 points and 10 rebounds
- Scored in double figures in first four games (longest streak of his career)
- Recorded career highs of 16 points and 26 minutes in win vs. La Salle (11/22)

2017-18 GAME-BY-GAME

	GS	Min	FG	Pct	3FG	Pct	FT	Pct	O-D-T	Avg	PF	FO	A	TO	Blk	Stl	Pts	Avg
Gardner-Webb	*	18	6-9	.667	0-0	.000	2-3	.667	2-6-8	8.0	1	0	2	3	2	1	14	14.0
Navy	*	22	6-8	.750	0-0	.000	2-3	.667	3-7-10	9.0	2	0	1	1	1	1	14	14.0
Florida A&M	*	24	4-6	.667	0-0	.000	2-2	1.000	1-4-5	7.7	1	0	0	1	1	2	10	12.7
vs. La Salle	*	26	8-10	.800	0-1	.000	0-0	.000	2-5-7	7.5	3	0	0	1	1	0	16	13.5
North Florida	*	23	4-6	.667	0-0	.000	5-7	.714	1-5-6	7.2	2	0	0	3	0	0	13	13.4
at Minnesota																		
vs. Princeton																		
Boston University																		
at George Washington																		
at Hawai'i																		
vs. TBA																		
vs. TBA																		
at Pittsburgh																		
at Georgia Tech																		
Florida State																		
at Clemson																		
Duke																		
at NC State																		
Louisville																		
at Florida State																		
Pittsburgh																		
at Virginia Tech																		
Wake Forest																		
at Boston College																		
Virginia																		
Syracuse																		
at Notre Dame																		
Boston College																		
at North Carolina																		
Virginia Tech																		

SEASON/CAREER HIGHS

Points

Season: 16 La Salle, 11/22/16
 Career: 16 La Salle, 11/22/16
 ACC: 13 Georgia Tech, 2/15/17

Rebounds

Season: 10 Navy, 11/12/17
 Career: 10 2x, last vs. Navy, 11/12/17
 ACC: 8 at Wake Forest, 1/18/17

Assists

Season: 2 last vs. Gardner-Webb, 11/10/17
 Career: 2 Gardner-Webb, 11/10/17
 ACC: 1 4x, last at Louisville, 2/11/17

Steals

Season: 2 Florida A&M, 11/16/17
 Career: 2 2x, last vs. Florida A&M, 11/16/17
 ACC: 1 8x, last at Florida State, 3/4/17

Blocked Shots

Season: 2 Gardner-Webb, 11/10/17
 Career: 3 Virginia Tech, 2/8/17
 ACC: 3 Virginia Tech, 2/8/17

Field Goals

Season: 8 La Salle, 11/22/17
 Career: 8 La Salle, 11/22/17
 ACC: 4 2x, last vs. Georgia Tech, 2/15/17

Field-Goal Attempts

Season: 10 La Salle, 11/22/17
 Career: 14 Rutgers, 11/30/16
 ACC: 9 at Wake Forest, 1/18/17

Free Throws

Season: 5 North Florida, 11/25/17
 Career: 5 2x, last vs. North Florida, 11/25/17
 ACC: 5 Georgia Tech, 2/15/17

Free-Throw Attempts

Season: 7 North Florida, 11/25/17
 Career: 7 North Florida, 11/25/17
 ACC: 6 Georgia Tech, 2/15/17

3-Point Field Goals

Season: -
 Career: -
 ACC: -

3-Point Field-Goal Attempts

Season: 1 La Salle, 11/22/17
 Career: 1 3x, last vs. La Salle, 11/22/17
 ACC: 1 2x, last vs. Virginia Tech, 2/8/17

Minutes

Season: 26 La Salle, 11/22/17
 Career: 26 La Salle, 11/22/17
 ACC: 25 2x, last at Wake Forest, 1/18/17

CAREER STATISTICS

Season	GP	GS	Min.	Avg.	3-Point			Free Throws			Rebounds			Scoring											
					FG	FGA	Pct.	FT	FTA	Pct.	Off.	Def.	Tot.	Avg.	Pts.	Avg.									
2016-17	32	15	557	17.4	77	145	.531	0	2	.000	33	51	.647	45	54	99	3.1	61	0	6	30	25	13	187	5.8
2017-18	5	5	113	22.6	28	39	.718	0	1	.000	11	15	.733	9	27	36	7.2	9	0	3	9	5	4	67	13.4
TOTAL	37	20	670	18.1	105	184	.571	0	3	.000	44	66	.667	54	81	135	3.6	70	0	9	39	30	17	254	6.9



15 EBUKA IZUNDU

Jr. • 6-10 • 235 • Center

Charlotte, N.C. / Lagos, Nigeria • Victory Christian Center

2017-18 HIGHLIGHTS

- Recorded first college double-double in season opener, scoring 14 points and grabbing career-high 10 boards.

2017-18 GAME-BY-GAME

	GS	Min	FG	Pct	3FG	Pct	FT	Pct	O-D-T	Avg	PF	FO	A	TO	Blk	Stl	Pts	Avg
Gardner-Webb	22	6-7	.857	0-0	.000	2-4	.500	2-8-10	10.0	4	0	1	1	1	0	14	14.0	
Navy	19	5-6	.833	0-0	.000	2-3	.667	3-1-4	7.0	2	0	2	2	2	1	12	13.0	
Florida A&M	21	2-4	.500	0-0	.000	0-2	.000	4-2-6	6.7	0	0	0	1	3	0	4	10.0	
vs. La Salle	12	1-1	1.000	0-0	.000	1-1	1.000	1-1-2	5.5	4	0	0	2	0	1	3	8.3	
North Florida	11	2-2	1.000	0-0	.000	1-2	.500	2-5-7	5.8	0	0	0	3	0	0	5	7.6	
at Minnesota																		
vs. Princeton																		
Boston University																		
at George Washington																		
at Hawai'i																		
vs. TBA																		
vs. TBA																		
at Pittsburgh																		
at Georgia Tech																		
Florida State																		
at Clemson																		
Duke																		
at NC State																		
Louisville																		
at Florida State																		
Pittsburgh																		
at Virginia Tech																		
Wake Forest																		
at Boston College																		
Virginia																		
Syracuse																		
at Notre Dame																		
Boston College																		
at North Carolina																		
Virginia Tech																		

SEASON/CAREER HIGHS

Points

Season: 14 Gardner-Webb, 11/10/17

Career: 16 at NC State, 2/4/17

ACC: 16 at NC State, 2/4/17

Rebounds

Season: 10 Gardner-Webb, 11/10/17

Career: 10 Gardner-Webb, 11/10/17

ACC: 7 NC State, 12/31/16

Assists

Season: 2 Navy, 11/12/17

Career: 2 Navy, 11/12/17

ACC: 1 5x, last at Virginia, 2/20/17

Steals

Season: 1 2x, last vs. La Salle, 11/22/17

Career: 1 12x, last vs. La Salle, 11/12/17

ACC: 1 5x, last vs. Duke, 2/25/17

Blocked Shots

Season: 3 Florida A&M, 11/16/17

Career: 3 4x, last vs. Florida A&M, 11/16/17

ACC: 3 Notre Dame, 1/12/17

Field Goals

Season: 6 Gardner-Webb, 11/10/17

Career: 6 2x, last vs. Gardner-Webb, 11/10/17

ACC: 6 at NC State, 2/4/17

Field-Goal Attempts

Season: 7 Gardner-Webb, 11/10/17

Career: 10 Clemson, 2/18/17

ACC: 10 Clemson, 2/18/17

Free Throws

Season: 2 2x, last vs. Navy, 11/12/17

Career: 5 vs. Mississippi State, 11/19/15

ACC: 4 2x, last at NC State, 2/4/17

Free-Throw Attempts

Season: 4 Gardner-Webb, 11/10/17

Career: 7 vs. Mississippi State, 11/19/15

ACC: 6 at North Carolina, 2/20/16

3-Point Field Goals

Season: -

Career: -

ACC: -

3-Point Field-Goal Attempts

Season: -

Career: -

ACC: -

Minutes


Season: 22 Gardner-Webb, 11/10/17

Career: 27 at NC State, 2/4/17

ACC: 27 at NC State, 2/4/17

CAREER STATISTICS

Season	GP	GS	Min.	Avg.	3-Point			Free Throws			Rebounds				Scoring										
					FG	FGA	Pct.	FT	FTA	Pct.	Off.	Def.	Tot.	Avg.	PF	FO	Ast.	TO	Blk	Stl	Pts.	Avg.			
2015-16	15	0	79	5.3	10	16	.625	0	0	.000	12	19	.632	13	6	19	1.3	17	0	3	5	3	2	32	2.1
2016-17	32	9	417	13.0	53	98	.541	0	0	.000	29	42	.690	47	50	97	3.0	75	2	6	27	25	7	135	4.2
2017-18	5	0	85	17.0	16	20	.800	0	0	.000	6	12	.500	12	17	29	5.8	10	0	3	9	6	2	38	7.6
TOTAL	52	9	581	11.2	79	134	.590	0	0	.000	47	73	.644	72	73	145	2.8	102	2	12	41	34	11	205	3.9



3 ANTHONY LAWRENCE II

Jr. • 6-7 • 210 • Guard
St. Petersburg, Fla. • Lakewood Senior HS

2017-18 HIGHLIGHTS

- Scored 10 points on 4-for-5 shooting and grabbed seven boards in win over Navy (11/12)
- Had a stat sheet stuffer game against La Salle (11/22): set career high with 10 rebounds and tied his career highs in assists (5) and blocks (3)
- Scored season-high 14 points and added three steals against North Florida (11/25)

2017-18 GAME-BY-GAME

	GS	Min	FG	Pct	3FG	Pct	FT	Pct	O-D-T	Avg	PF	FO	A	TO	Blk	Stl	Pts	Avg
Gardner-Webb	*	22	1-4	.250	1-3	.333	0-0	.000	3-4-7	7.0	3	0	1	0	0	2	3	3.0
Navy	*	30	4-5	.800	1-2	.500	1-2	.500	0-7-7	7.0	1	0	2	2	2	1	10	6.5
Florida A&M	*	25	4-6	.667	3-5	.600	0-4	.000	0-4-4	6.0	3	0	1	2	0	0	11	8.0
vs. La Salle	*	27	2-6	.333	1-2	.500	2-3	.667	5-5-10	7.0	4	0	5	1	3	1	7	7.8
North Florida	*	27	4-7	.571	0-1	.000	6-7	.857	3-1-4	6.4	3	0	3	1	0	3	14	9.0
at Minnesota																		
vs. Princeton																		
Boston University																		
at George Washington																		
at Hawai'i																		
vs. TBA																		
vs. TBA																		
at Pittsburgh																		
at Georgia Tech																		
Florida State																		
at Clemson																		
Duke																		
at NC State																		
Louisville																		
at Florida State																		
Pittsburgh																		
at Virginia Tech																		
Wake Forest																		
at Boston College																		
Virginia																		
Syracuse																		
at Notre Dame																		
Boston College																		
at North Carolina																		
Virginia Tech																		

SEASON/CAREER HIGHS

Points

Season: 14 North Florida, 11/25/17

Career: 19 at NC State, 2/4/17

ACC: 18 at NC State, 2/4/17

Rebounds

Season: 10 La Salle, 11/22/17

Career: 10 La Salle, 11/22/17

ACC: 9 Notre Dame, 1/12/17

Assists

Season: 5 La Salle, 11/22/17

Career: 5 3x, last vs. La Salle, 11/22/17

ACC: 5 2x, last at Virginia, 2/20/17

Steals

Season: 3 North Florida, 11/25/17

Career: 4 3x, last vs. North Carolina, 3/9/17

ACC: 4 North Carolina, 3/9/17

Blocked Shots

Season: 3 La Salle, 11/22/17

Career: 3 2x, last vs. La Salle, 11/22/17

ACC: 2 2x, last at Virginia Tech, 2/17/16

Field Goals

Season: 4 3x, last vs. North Florida, 11/25/17

Career: 7 at NC State, 2/4/17

ACC: 7 at NC State, 2/4/17

Field-Goal Attempts

Season: 7 North Florida, 11/25/17

Career: 9 5x, last at Virginia Tech, 2/27/17

ACC: 9 4x, last at Virginia Tech, 2/27/17

Free Throws

Season: 6 North Florida, 11/25/17

Career: 6 North Florida, 11/25/17

ACC: 4 5x, last at Virginia, 2/20/17

Free-Throw Attempts

Season: 7 North Florida, 11/25/17

Career: 7 North Florida, 11/25/17

ACC: 5 2x, vs. Georgia Tech, 2/15/17

3-Point Field Goals

Season: 3 Florida A&M, 11/16/17

Career: 4 2x, at Wake Forest, 1/18/17

ACC: 4 2x, at Wake Forest, 1/18/17

3-Point Field-Goal Attempts

Season: 5 Florida A&M, 11/16/17

Career: 9 5x, at Virginia Tech, 2/27/17

ACC: 9 4x, at Virginia Tech, 2/27/17

Minutes

Season: 30 Navy, 11/16/17

Career: 40 at Virginia, 2/20/17

ACC: 40 at Virginia, 2/20/17

CAREER STATISTICS

Season	GP	GS	Min.	Avg.	3-Point			Free Throws			Rebounds				Scoring										
					FG	FGA	Pct.	FT	FTA	Pct.	Off.	Def.	Tot.	Avg.	PF	FO	Ast.	TO	Blk	Stl	Pts.	Avg.			
2015-16	33	0	397	12.0	47	92	.511	18	42	.429	24	40	.600	29	34	63	1.9	39	0	27	13	11	17	136	4.1
2016-17	33	18	857	26.0	72	173	.416	35	99	.354	45	62	.726	27	97	124	3.8	78	1	57	47	15	42	224	6.8
2017-18	5	5	131	26.2	15	28	.536	6	13	.462	9	16	.563	11	21	32	6.4	14	0	12	6	5	7	45	9.0
TOTAL	71	23	1385	19.5	134	293	.457	59	154	.383	78	118	.661	67	152	219	3.1	131	1	96	66	31	66	405	5.7



2 CHRIS LYKES

Fr. • 5-7 • 161 • Guard
Mitchellville, Md. • Gonzaga College HS

2017-18 HIGHLIGHTS

- Hit a 3-pointer and played 18 minutes in college debut against Gardner-Webb (11/10)
- Scored 13 points and dished out four assists in win over Florida A&M (11/16)

2017-18 GAME-BY-GAME

	GS	Min	FG	Pct	3FG	Pct	FT	Pct	O-D-T	Avg	PF	FO	A	TO	Blk	Stl	Pts	Avg
Gardner-Webb	18	1-6	.167	1-5	.200	0-0	.000	0-1-1	1.0	3	0	1	4	0	1	3	3.0	
Navy	17	3-5	.600	2-2	1.000	0-0	.000	0-1-1	1.0	2	0	2	0	0	2	8	5.5	
Florida A&M	21	4-7	.571	3-6	.500	2-3	.667	0-1-1	1.0	2	0	4	1	0	1	13	8.0	
vs. La Salle	6	0-2	.000	0-0	.000	0-0	.000	0-1-1	1.0	2	0	0	1	0	0	0	6.0	
North Florida	19	4-9	.444	2-5	.400	0-1	.000	0-0-0	0.8	2	0	4	1	0	1	10	6.8	
at Minnesota																		
vs. Princeton																		
Boston University																		
at George Washington																		
at Hawai'i																		
vs. TBA																		
vs. TBA																		
at Pittsburgh																		
at Georgia Tech																		
Florida State																		
at Clemson																		
Duke																		
at NC State																		
Louisville																		
at Florida State																		
Pittsburgh																		
at Virginia Tech																		
Wake Forest																		
at Boston College																		
Virginia																		
Syracuse																		
at Notre Dame																		
Boston College																		
at North Carolina																		
Virginia Tech																		

CAREER HIGHS

Points

Career: 13 Florida A&M, 11/16/17

ACC: -

Rebounds

Career: 1 4x, last vs. La Salle, 11/22/17

ACC: -

Assists

Career: 4 2x, last vs. North Florida, 11/25/17

ACC: -

Steals

Career: 2 Navy, 11/12/17

ACC: -

Blocked Shots

Career: -

ACC: -

Field Goals

Career: 4 2x, last vs. North Florida, 11/25/17

ACC: -

Field-Goal Attempts

Career: 9 North Florida, 11/25/17

ACC: -

Free Throws

Career: 2 Florida A&M, 11/16/17

ACC: -

Free-Throw Attempts

Career: 3 Florida A&M, 11/16/17

ACC: -

3-Point Field Goals

Career: 3 Florida A&M, 11/16/17

ACC: -

3-Point Field-Goal Attempts

Career: 6 Florida A&M, 11/16/17

ACC: -

Minutes

Career: 21 Florida A&M, 11/16/17

ACC: -

CAREER STATISTICS

Season	GP	GS	Min.	3-Point			Free Throws			Rebounds				Scoring										
				FG	FGA	Pct.	FT	FTA	Pct.	Off.	Def.	Tot.	Avg.	PF	FO	Ast.	TO	Blk	Stl	Pts.	Avg.			
2017-18	5	0	81	12	29	.414	8	18	.444	2	4	.500	0	4	4	0.8	11	0	11	7	0	5	34	6.8



14 RODNEY MILLER, JR.

So. • 7-0 • 255 • Center
Laurelton, N.Y. • Oak Hill Academy

2017-18 HIGHLIGHTS

- Scored four points in five minutes of action against Navy (11/12)

2017-18 GAME-BY-GAME

	GS	Min	FG	Pct	3FG	Pct	FT	Pct	O-D-T	Avg	PF	FO	A	TO	Blk	Stl	Pts	Avg
Gardner-Webb	4	0-1	.000	0-0	.000	0-1	.000	0-1-1	1.0	0	0	0	0	0	0	0	0	0.0
Navy	5	2-3	.667	0-0	.000	0-2	.000	0-0-0	0.5	1	0	0	0	0	0	0	4	2.0
Florida A&M	6	1-1	1.000	0-0	.000	0-0	.000	0-1-1	0.7	0	0	0	0	0	0	0	2	2.0
vs. La Salle	1	0-0	.000	0-0	.000	0-1	.000	0-0-0	0.5	0	0	0	0	0	0	0	0	1.5
North Florida	DNP																	
at Minnesota																		
vs. Princeton																		
Boston University																		
at George Washington																		
at Hawai'i																		
vs. TBA																		
vs. TBA																		
at Pittsburgh																		
at Georgia Tech																		
Florida State																		
at Clemson																		
Duke																		
at NC State																		
Louisville																		
at Florida State																		
Pittsburgh																		
at Virginia Tech																		
Wake Forest																		
at Boston College																		
Virginia																		
Syracuse																		
at Notre Dame																		
Boston College																		
at North Carolina																		
Virginia Tech																		

SEASON/CAREER HIGHS

Points

Season: 4 Navy, 11/12/17
 Career: 5 Western Carolina, 11/11/16
 ACC: 2 vs. North Carolina, 3/9/17

Rebounds

Season: 1 2x, last vs. Florida A&M, 11/16/17
 Career: 3 at North Florida, 11/16/17
 ACC: 1 vs. North Carolina, 3/9/17

Assists

Season: -
 Career: -
 ACC: -

Steals

Season: -
 Career: -
 ACC: -

Blocked Shots

Season: -
 Career: -
 ACC: -

Field Goals

Season: 2 Navy, 11/12/17
 Career: 2 at North Florida, 11/16/16
 ACC: 1 vs. North Carolina, 3/9/17

Field-Goal Attempts

Season: 3 Navy, 11/12/17
 Career: 4 Western Carolina, 11/11/16
 ACC: 3 vs. North Carolina, 3/9/17

Free Throws

Season: -
 Career: 3 Western Carolina, 11/11/16
 ACC: 1 at Wake Forest, 1/18/17

Free-Throw Attempts

Season: 1 La Salle, 11/22/17
 Career: 6 Western Carolina, 11/11/16
 ACC: 2 at Wake Forest, 1/18/17

3-Point Field Goals

Season: -
 Career: -
 ACC: -

3-Point Field-Goal Attempts

Season: -
 Career: -
 ACC: -

Minutes

Season: 6 Florida A&M, 11/16/17
 Career: 11 at North Florida, 11/16/16
 ACC: 8 vs. North Carolina, 3/9/17

CAREER STATISTICS

Season	GP	GS	Min.	Avg.	FG	FGA	Pct.	3-Point			Free Throws			Rebounds				Scoring							
								FG	FGA	Pct.	FT	FTA	Pct.	Off.	Def.	Tot.	Avg.	PF	FO	Ast.	TO	Blk	Stl	Pts.	Avg.
2016-17	15	0	57	3.8	5	11	.455	0	0	.000	4	9	.444	4	5	9	0.6	6	0	0	1	1	0	14	0.9
2017-18	4	0	16	4.0	3	5	.600	0	0	.000	0	4	.000	0	2	2	0.5	1	0	0	0	0	0	6	1.5
TOTAL	19	0	73	3.8	8	16	.500	0	0	.000	4	13	.308	4	7	11	0.6	7	0	0	1	1	0	20	1.1



O JA'QUAN NEWTON

Sr. • 6-3 • 191 • Guard
Philadelphia, Pa. • Neumann-Goretti HS

CAREER

- Leads team with 100 career games played (37 starts)

2017-18 HIGHLIGHTS

- Scored in double figures in each of Miami's first three contests and four of five
- Recorded season highs of 15 points and four assists in win over FAMU (11/16)

2017-18 GAME-BY-GAME

	GS	Min	FG	Pct	3FG	Pct	FT	Pct	O-D-T	Avg	PF	FO	A	TO	Blk	Stl	Pts	Avg
Gardner-Webb	*	28	4-6	.667	1-2	.500	4-8	.500	0-0-0	0.0	1	0	1	0	0	0	13	13.0
Navy	*	26	6-10	.600	1-3	.333	1-1	1.000	0-3-3	1.5	1	0	1	4	0	1	14	13.5
Florida A&M	*	26	5-9	.556	0-2	.000	5-7	.714	1-2-3	2.0	2	0	4	4	0	1	15	14.0
vs. La Salle	*	30	1-9	.111	0-1	.000	2-3	.667	0-3-3	2.3	1	0	0	1	0	2	4	11.5
North Florida	*	26	5-8	.625	0-0	.000	2-2	1.000	0-1-1	2.0	1	0	3	4	0	0	12	11.6
at Minnesota																		
vs. Princeton																		
Boston University																		
at George Washington																		
at Hawai'i																		
vs. TBA																		
vs. TBA																		
at Pittsburgh																		
at Georgia Tech																		
Florida State																		
at Clemson																		
Duke																		
at NC State																		
Louisville																		
at Florida State																		
Pittsburgh																		
at Virginia Tech																		
Wake Forest																		
at Boston College																		
Virginia																		
Syracuse																		
at Notre Dame																		
Boston College																		
at North Carolina																		
Virginia Tech																		

SEASON/CAREER HIGHS

Points

Season: 15 Florida A&M, 11/16/17
 Career: 23 Boston College, 1/25/17
 ACC: 23 Boston College, 1/25/17

Rebounds

Season: 3 3x, last vs. La Salle, 11/22/17
 Career: 9 Columbia, 12/28/16
 ACC: 7 North Carolina, 1/28/17

Assists

Season: 4 Florida A&M, 11/16/17
 Career: 9 vs. Wofford, 12/3/16
 ACC: 7 2x, last at Wake Forest, 1/18/17

Steals

Season: 2 La Salle, 11/22/17
 Career: 4 2x, last at NC State, 1/30/16
 ACC: 4 at NC State, 1/30/16

Blocked Shots

Season: -
 Career: 1 9x, last vs. Virginia Tech, 3/10/16
 ACC: 1 3x, last vs. Virginia, 2/22/16

Field Goals

Season: 6 Navy, 11/12/17
 Career: 9 vs. Iowa State, 11/25/16
 ACC: 8 Boston College, 1/25/17

Field-Goal Attempts

Season: 10 Navy, 11/12/17
 Career: 16 2x, last vs. Notre Dame, 1/12/17
 ACC: 16 Notre Dame, 1/12/17

Free Throws

Season: 5 Florida A&M, 11/16/17
 Career: 9 2x, last vs. Virginia, 3/11/16
 ACC: 7 2x, last vs. Boston College, 1/25/17

Free-Throw Attempts

Season: 8 Gardner-Webb, 11/10/17
 Career: 11 vs. Virginia, 3/11/16
 ACC: 10 2x, last vs. NC State, 12/31/16

3-Point Field Goals

Season: 1 2x, last vs. Navy, 11/12/17
 Career: 3 Columbia, 12/28/16
 ACC: 2 2x, last at Louisville, 2/11/17

3-Point Field-Goal Attempts

Season: 3 Navy, 11/12/17
 Career: 5 Columbia, 12/28/16
 ACC: 3 3x, last at Louisville, 2/11/17

Minutes

Season: 30 La Salle, 11/22/17
 Career: 38 2x, last vs. Florida, 11/27/16
 ACC: 36 Notre Dame, 1/12/17

CAREER STATISTICS

Season	GP	GS	Min.	Avg.	FG			3-Point			Free Throws			Rebounds			Scoring								
					FGA	Pct.	FTA	Pct.	FG	FGA	Pct.	FT	FTA	Pct.	Off.	Def.	Tot.	Avg.	PF	FO	Ast.	TO	Blk	Stl	Pts.
2014-15	34	3	459	13.5	45	111	.405	4	10	.400	41	64	.641	8	35	43	1.3	34	0	47	39	4	8	135	4.0
2015-16	31	1	703	22.7	105	228	.461	9	26	.346	105	143	.734	16	55	71	2.3	48	0	76	66	5	27	324	10.5
2016-17	30	28	942	31.4	150	332	.452	11	40	.275	93	133	.699	18	87	105	3.5	49	0	101	98	1	34	404	13.5
2017-18	5	5	136	27.2	21	42	.500	2	8	.250	14	21	.667	1	9	10	2.0	6	0	9	13	0	4	58	11.6
TOTAL	100	37	2240	22.4	321	713	.450	26	84	.310	253	361	.701	43	186	229	2.3	137	0	233	216	10	73	921	9.2



5 MIKE ROBINSON

Sr. • 5-10 • 170 • Guard
New Britain, Conn. • New Britain HS

2017-18 HIGHLIGHTS

• Scored first field goal since 2015-16 season with his 3-pointer in season opener

2017-18 GAME-BY-GAME

	GS	Min	FG	Pct	3FG	Pct	FT	Pct	O-D-T	Avg	PF	FO	A	TO	Blk	Stl	Pts	Avg
Gardner-Webb	1		1-1	1.00	1-1	1.000	0-0	.000	0-0-0	0.0	0	0	0	0	0	0	3	3.0
Navy	3		0-0	.000	0-0	.000	0-0	.000	0-0-0	0.0	0	0	0	0	0	0	0	1.5
Florida A&M vs. La Salle	2		0-0	.000	0-0	.000	0-0	.000	0-0-0	0.0	0	0	0	0	0	0	0	1.0
North Florida at Minnesota vs. Princeton	DNP																	
Boston University at George Washington at Hawai'i vs. TBA vs. TBA at Pittsburgh at Georgia Tech Florida State at Clemson Duke at NC State Louisville at Florida State Pittsburgh at Virginia Tech Wake Forest at Boston College Virginia Syracuse at Notre Dame Boston College at North Carolina Virginia Tech	1		0-0	.000	0-0	.000	0-0	.000	0-0-0	0.0	0	0	0	0	0	0	0	0.8

SEASON/CAREER HIGHS

Points

Season: 3 Gardner-Webb, 11/10/17
Career: 6 vs. Utah, 11/20/15
ACC: 2 at North Carolina, 2/20/16

Rebounds

Season: -
Career: 1 2x, last vs. S. Carolina St., 12/6/16
ACC: -

Assists

Season: -
Career: -
ACC: -

Steals

Season: -
Career: 1 Western Carolina, 11/11/16
ACC: -

Blocked Shots

Season: -
Career: -
ACC: -

Field Goals

Season: 1 Gardner-Webb, 11/10/17
Career: 2 vs. Utah, 11/20/15
ACC: 1 at North Carolina, 2/20/16

Field-Goal Attempts

Season: 1 Gardner-Webb, 11/10/17
Career: 2 5x, last vs. S. Carolina St., 12/6/16
ACC: 1 2x, last vs. North Carolina, 3/9/17

Free Throws

Season: -
Career: 1 vs. South Carolina St., 12/6/16
ACC: -

Free-Throw Attempts

Season: -
Career: 2 vs. South Carolina St., 12/6/16
ACC: -

3-Point Field Goals

Season: 1 Gardner-Webb, 11/10/17
Career: 2 vs. Utah, 11/20/15
ACC: -

3-Point Field-Goal Attempts


Season: 1 Florida A&M, 11/10/17
Career: 2 4x, last at North Florida, 11/16/16
ACC: 1 2x, last vs. North Carolina, 3/9/17

Minutes

Season: 3 Navy, 11/12/17
Career: 5 vs. Western Carolina, 11/11/16
ACC: 2 3x, last vs. North Carolina, 3/9/17

CAREER STATISTICS

Season	GP	GS	Min.	Avg.	3-Point			Free Throws			Rebounds			Scoring												
					FG	FGA	Pct.	FT	FTA	Pct.	Off.	Def.	Tot.	Avg.	Pts.	Avg.										
2015-16	9	0	14	1.6	5	9	.556	4	7	.571	0	0	.000	0	1	1	0.1	3	0	0	0	0	0	14	1.6	
2016-17	9	0	19	2.1	0	5	.000	0	4	.000	1	2	.500	1	0	1	0.1	2	0	0	1	0	1	1	0.1	
2017-18	4	0	7	1.8	1	1	1.000	1	1	1.000	0	0	.000	0	0	0	0.0	0	0	0	0	0	0	3	0.8	
TOTAL	22	0	40	1.8	6	15	.400	5	12	.417	1	2	.500	1	1	2	0.1	5	0	0	1	0	1	0	18	0.8



35 CHRIS STOWELL

Sr. • 6-6 • 208 • Forward
Exeter, N.H. • Exeter

2017-18 HIGHLIGHTS

• Was named to Omicron Delta Kappa (ODK) National Leadership Society in Spring 2017

2017-18 GAME-BY-GAME

	GS	Min	FG	Pct	3FG	Pct	FT	Pct	O-D-T	Avg	PF	FO	A	TO	Blk	Stl	Pts	Avg
Gardner-Webb	1		0-0	.000	0-0	.000	0-0	.000	0-0-0	0.0	0	0	0	0	0	0	0	0.0
Navy	3		0-0	.000	0-0	.000	0-0	.000	0-1-1	0.5	0	0	0	0	0	0	0	0.0
Florida A&M vs. La Salle	2		0-1	.000	0-1	.000	0-0	.000	0-0-0	0.3	0	0	0	0	0	0	0	0.0
North Florida at Minnesota vs. Princeton	DNP																	
Boston University at George Washington at Hawai'i vs. TBA vs. TBA at Pittsburgh at Georgia Tech Florida State at Clemson Duke at NC State Louisville at Florida State Pittsburgh at Virginia Tech Wake Forest at Boston College Virginia Syracuse at Notre Dame Boston College at North Carolina Virginia Tech	1		0-0	.000	0-0	.000	0-0	.000	0-0-0	0.3	0	0	0	0	0	0	0	0.0

SEASON/CAREER HIGHS

Points

Season: -
Career: -
ACC: -

Rebounds

Season: -
Career: 2 South Carolina State, 12/6/16
ACC: -

Assists

Season: -
Career: 1 Howard, 11/14/14
ACC: -

Steals

Season: -
Career: -
ACC: -

Blocked Shots

Season: -
Career: 1 at North Carolina, 2/20/16
ACC: 1 at North Carolina, 2/20/16

Field Goals

Season: -
Career: -
ACC: -

Field-Goal Attempts

Season: 1 Florida A&M, 11/16/17
Career: 1 4x, last vs. Florida A&M, 11/16/17
ACC: -

Free Throws

Season: -
Career: -
ACC: -

Free-Throw Attempts

Season: -
Career: -
ACC: -

3-Point Field Goals

Season: -
Career: -
ACC: -


3-Point Field-Goal Attempts

Season: 1 Florida A&M, 11/16/17
Career: 1 3x, last vs. Florida A&M, 11/16/16
ACC: -

Minutes

Season: 3 Navy, 11/12/17
Career: 3 4x, last vs. Navy, 11/12/17
ACC: 1 4x, last at Virginia Tech, 3/5/16

CAREER STATISTICS										3-Point			Free Throws			Rebounds				Scoring					
Season	GP	GS	Min.	Avg.	FG	FGA	Pct.	FG	FGA	Pct.	FT	FTA	Pct.	Off.	Def.	Tot.	Avg.	PF	FO	Ast.	TO	Blk	Stl	Pts.	Avg.
2014-15	4	0	6	1.5	0	1	.000	0	0	.000	0	0	.000	0	0	0	0.0	1	0	1	0	0	0	0	0.0
2015-16	9	0	13	1.4	0	1	.000	0	1	.000	0	0	.000	0	3	3	0.3	1	0	0	1	1	0	0	0.0
2016-17	6	0	10	1.7	0	1	.000	0	1	.000	0	0	.000	0	2	2	0.3	0	0	0	0	0	0	0	0.0
2017-18	4	0	7	1.8	0	1	.000	0	1	.000	0	0	.000	0	1	1	0.3	0	0	0	0	0	0	0	0.0
TOTAL	23	0	36	1.6	0	4	.000	0	3	.000	0	0	.000	0	6	6	0.3	2	0	1	1	1	0	0	0.0



1 DEJAN (DJ) VASILJEVIC

So. • 6-3 • 203 • Guard

Melbourne, Australia • Australian Institute of Sport

2017-18 HIGHLIGHTS

- Leads team in 3-point field goals (10)
- After tough shooting night in opener, bounced back to score 16 points against Navy and 15 against Florida A&M
- Made first college start in 2017-18 season opener against Gardner-Webb after coming off bench in all 33 games last year

2017-18 GAME-BY-GAME

	GS	Min	FG	Pct	3FG	Pct	FT	Pct	O-D-T	Avg	PF	FO	A	TO	Blk	Stl	Pts	Avg
Gardner-Webb	*	30	2-12	.167	1-10	.100	2-2	1.000	0-2-2	2.0	1	0	0	0	0	0	7	7.0
Navy	*	20	5-10	.500	4-8	.500	2-2	1.000	0-3-3	2.5	2	0	0	0	0	2	16	11.5
Florida A&M	*	31	6-10	.600	3-6	.500	0-0	.000	0-4-4	3.0	2	0	2	0	1	1	15	12.7
vs. La Salle	*	25	3-9	.333	2-4	.500	0-0	.000	1-0-1	2.5	0	0	0	1	0	0	8	11.5
North Florida	*	22	1-6	.167	0-4	.000	0-0	.000	0-2-2	2.4	0	0	0	0	0	0	2	9.6
at Minnesota																		
vs. Princeton																		
Boston University																		
at George Washington																		
at Hawai'i																		
vs. TBA																		
vs. TBA																		
at Pittsburgh																		
at Georgia Tech																		
Florida State																		
at Clemson																		
Duke																		
at NC State																		
Louisville																		
at Florida State																		
Pittsburgh																		
at Virginia Tech																		
Wake Forest																		
at Boston College																		
Virginia																		
Syracuse																		
at Notre Dame																		
Boston College																		
at North Carolina																		
Virginia Tech																		

SEASON/CAREER HIGHS

Points

Season: 16 Navy, 11/12/17
 Career: 18 at Syracuse, 1/4/17
 ACC: 18 at Syracuse, 1/4/17

Rebounds

Season: 4 Florida A&M, 11/16/17
 Career: 4 2x, last vs. Florida A&M, 11/16/17
 ACC: 4 at Virginia, 2/20/17

Assists

Season: 2 Florida A&M, 11/16/17
 Career: 2 3x, last vs. Florida A&M, 11/16/17
 ACC: 1 4x, last vs. Clemson, 2/18/17

Steals

Season: 2 Navy, 11/12/17
 Career: 2 Navy, 11/12/17
 ACC: 1 6x, last vs. Clemson, 2/18/17

Blocked Shots

Season: 1 Florida A&M, 11/16/17
 Career: 1 2x, last vs. Florida A&M, 11/16/17
 ACC: -

Field Goals

Season: 6 Florida A&M, 11/16/17
 Career: 6 2x, last vs. Florida A&M, 11/16/17
 ACC: 6 at Syracuse, 1/4/17

Field-Goal Attempts

Season: 12 Gardner-Webb, 11/10/17
 Career: 13 vs. South Carolina State, 12/6/16
 ACC: 12 at Syracuse, 1/4/17

Free Throws

Season: 2 2x, last vs. Navy, 11/12/17
 Career: 3 Rutgers, 11/30/16
 ACC: 2 2x, last at Virginia, 2/20/17

Free-Throw Attempts

Season: 2 2x, last vs. Navy, 11/12/17
 Career: 3 Rutgers, 11/30/16
 ACC: 2 5x, last at Florida State, 3/4/17

3-Point Field Goals

Season: 4 Navy, 11/12/17
 Career: 6 at Syracuse, 1/4/17
 ACC: 6 at Syracuse, 1/4/17

3-Point Field-Goal Attempts

Season: 10 Florida A&M, 11/10/17
 Career: 12 at Syracuse, 1/4/17
 ACC: 12 at Syracuse, 1/4/17

Minutes

Season: 31 Florida A&M, 11/16/17
 Career: 31 Florida A&M, 11/16/17
 ACC: 29 at Virginia, 2/20/17

CAREER STATISTICS

Season	GP	GS	Min.	Avg.	3-Point			Free Throws			Rebounds			Scoring											
					FG	FGA	Pct.	FT	FTA	Pct.	Off.	Def.	Tot.	Avg.	PF	FO	Ast.	TO	Blk	Stl	Pts.	Avg.			
2016-17	33	0	577	17.5	65	182	.357	51	146	.349	16	20	.800	5	39	44	1.3	31	0	15	13	1	11	197	6.0
2017-18	5	5	128	25.6	17	47	.362	10	32	.313	4	4	1.000	1	11	12	2.4	5	0	2	1	1	3	48	9.6
TOTAL	38	5	705	18.6	82	229	.358	61	178	.343	20	24	.833	6	50	56	1.5	36	0	17	14	2	14	245	6.4



21 SAM WAARDENBURG

R-Fr. • 6-10 • 217 • Forward
Henderson, New Zealand • Rangitoto College

2017-18 HIGHLIGHTS

- Did not play in first three games (back)
- Made solid Miami debut with seven points and two rebounds in 12 minutes of action vs. La Salle (11/22)
- Scored nine points and added six rebounds against North Florida (11/25)

2017-18 GAME-BY-GAME

	GS	Min	FG	Pct	3FG	Pct	FT	Pct	O-D-T	Avg	PF	FO	A	TO	Blk	Stl	Pts	Avg	
Gardner-Webb	DNP																		
Navy	DNP																		
Florida A&M	DNP																		
vs. La Salle	13		3-6	.500	1-1		1.000	0-0	.000	1-1-2	2.0	0	0	0	0	0	7	7.0	
North Florida at Minnesota	16		4-9	.444	1-2		.500	0-0	.000	4-2-6	4.0	3	0	1	1	1	9	8.0	
vs. Princeton																			
Boston University at George Washington																			
at Hawai'i																			
vs. TBA																			
vs. TBA																			
at Pittsburgh																			
at Georgia Tech																			
Florida State																			
at Clemson																			
Duke																			
at NC State																			
Louisville																			
at Florida State																			
Pittsburgh																			
at Virginia Tech																			
Wake Forest																			
at Boston College																			
Virginia																			
Syracuse																			
at Notre Dame																			
Boston College																			
at North Carolina																			
Virginia Tech																			

CAREER HIGHS

Points

Career: 9 North Florida, 11/25/17

ACC:

Rebounds

Career: 6 North Florida, 11/25/17

ACC:

Assists

Career: 1 North Florida, 11/25/17

ACC:

Steals

Career: 1 North Florida, 11/25/17

ACC:

Blocked Shots

Career: 1 North Florida, 11/25/17

ACC:

Field Goals

Career: 4 North Florida, 11/25/17

ACC:

Field-Goal Attempts

Career: 9 North Florida, 11/25/17

ACC:

Free Throws

Career: 1 North Florida, 11/25/17

ACC:

Free-Throw Attempts

Career: 2 North Florida, 11/25/17

ACC:

3-Point Field Goals

Career: 1 2x, last vs. North Florida, 11/25/17

ACC:

3-Point Field-Goal Attempts

Career: 2 North Florida, 11/25/17

ACC:

Minutes

Career: 16 North Florida, 11/25/17

ACC:

CAREER STATISTICS

Season	GP	GS	Min.	Avg.	FG			3-Point			Free Throws			Rebounds				Scoring							
					FGA	Pct.	3FGA	Pct.	FTA	Pct.	Off.	Def.	Tot.	Avg.	PF	FO	Ast.	TO	Blk	Stl	Pts.	Avg.			
2017-18	2	0	29	14.5	7	15	.467	2	3	.667	0	0	.000	5	3	8	4.0	3	0	1	1	1	1	16	8.0



4 LONNIE WALKER IV

Fr. • 6-5 • 204 • Guard
Reading, Pa. • Reading HS

2017 McDonald's All-American

2017-18 HIGHLIGHTS

- Scored 10 points and added five assists in college debut (11/10/17)
- Left Florida A&M game in first half with left ankle injury
- Scored five points in homecoming game in Reading, Pa., against La Salle (11/22)

2017-18 GAME-BY-GAME

	GS	Min	FG	Pct	3FG	Pct	FT	Pct	O-D-T	Avg	PF	FO	A	TO	Blk	Stl	Pts	Avg
Gardner-Webb	25	4-5	.800	2-3	.667	0-0	.000	1-1-2	2.0	0	0	5	2	0	0	10	10.0	
Navy	24	3-7	.429	1-5	.200	1-1	1.000	0-2-2	2.0	0	0	1	0	1	1	8	9.0	
Florida A&M	10	2-4	.500	1-2	.500	0-0	.000	0-2-2	2.0	0	0	0	0	0	1	5	7.7	
vs. La Salle	27	2-8	.250	0-4	.000	1-2	.500	1-1-2	2.0	0	0	2	0	0	2	5	7.0	
North Florida	22	2-5	.400	0-1	.000	3-4	.750	0-1-1	1.8	3	0	1	0	0	1	7	7.0	
at Minnesota																		
vs. Princeton																		
Boston University																		
at George Washington																		
at Hawai'i																		
vs. TBA																		
vs. TBA																		
at Pittsburgh																		
at Georgia Tech																		
Florida State																		
at Clemson																		
Duke																		
at NC State																		
Louisville																		
at Florida State																		
Pittsburgh																		
at Virginia Tech																		
Wake Forest																		
at Boston College																		
Virginia																		
Syracuse																		
at Notre Dame																		
Boston College																		
at North Carolina																		
Virginia Tech																		

CAREER HIGHS

Points

Career: 10 Gardner-Webb, 11/10/17

ACC: -

Rebounds

Career: 2 4x, last vs. La Salle, 11/22/17

ACC: -

Assists

Career: 5 Gardner-Webb, 11/10/17

ACC: -

Steals

Career: 2 La Salle, 11/22/17

ACC: -

Blocked Shots

Career: 1 Navy, 11/12/17

ACC: -

Field Goals

Career: 4 Gardner-Webb, 11/10/17

ACC: -

Field-Goal Attempts

Career: 7 Navy, 11/12/17

ACC: -

Free Throws

Career: 3 North Florida, 11/25/17

ACC: -

Free-Throw Attempts

Career: 4 North Florida, 11/25/17

ACC: -

3-Point Field Goals

Career: 2 Gardner-Webb, 11/10/17

ACC: -

3-Point Field-Goal Attempts

Career: 5 Navy, 11/12/17

ACC: -

Minutes

Career: 27 La Salle, 11/22/17

ACC: -

CAREER STATISTICS

Season	GP	GS	Min.	Avg.	3-Point			Free Throws			Rebounds			Scoring											
					FG	FGA	Pct.	FT	FTA	Pct.	Off.	Def.	Tot.	Avg.	PF	FO	Ast.	TO	Blk	Stl	Pts.	Avg.			
2017-18	5	0	108	21.6	13	29	.448	4	15	.267	5	7	.714	2	7	9	1.8	3	0	9	2	1	5	35	7.0



2017-18 MIAMI BASKETBALL ROSTER

NUMERICAL ROSTER

No.	Name	Yr.	Pos.	Ht.	Wt.	Hometown/Previous School
0	Ja'Quan Newton	Sr.	G	6-3	191	Philadelphia, Pa. / Neumann-Goretti HS
1	Dejan Vasiljevic	So.	G	6-3	203	Melbourne, Australia / Australian Institute of Sport
2	Chris Lykes	Fr.	G	5-7	161	Mitchellville, Md. / Gonzaga College HS
3	Anthony Lawrence II	Jr.	G	6-7	210	St. Petersburg, Fla. / Lakewood Senior HS
4	Lonnie Walker IV	Fr.	G	6-5	204	Reading, Pa. / Reading HS
5	Mike Robinson	Sr.	G	5-10	170	New Britain, Conn. / New Britain HS
10	Miles Wilson [^]	So.	G	6-5	198	Baltimore, Md. / Mount St. Mary's
11	Bruce Brown, Jr.	So.	G	6-5	205	Boston, Mass. / Vermont Academy
14	Rodney Miller, Jr.	So.	C	7-0	255	Laurelton, N.Y. / Oak Hill Academy
15	Ebuka Izundu	Jr.	C	6-10	235	Charlotte, N.C. / Victory Christian Center / Nigeria
20	Dewan Huell	So.	F	6-11	236	Miami, Fla. / Miami Norland HS
21	Sam Waardenburg	R-Fr.	F	6-10	217	Henderson, New Zealand / Rangitoto College
22	Deng Gak	Fr.	F	6-10	195	Sydney, Australia / Blair Academy (N.J.)
35	Chris Stowell	Sr.	F	6-6	208	Exeter, N.H. / Tilton School (N.H.) / Exeter HS

ALPHABETICAL ROSTER

No.	Name	Yr.	Pos.	Ht.	Wt.	Hometown/Previous School
11	Bruce Brown, Jr.	So.	G	6-5	205	Boston, Mass. / Vermont Academy
22	Deng Gak	Fr.	F	6-10	195	Sydney, Australia / Blair Academy (N.J.)
20	Dewan Huell	So.	F	6-11	236	Miami, Fla. / Miami Norland HS
15	Ebuka Izundu	Jr.	C	6-10	235	Charlotte, N.C. / Victory Christian Center / Nigeria
3	Anthony Lawrence II	Jr.	G	6-7	210	St. Petersburg, Fla. / Lakewood Senior HS
2	Chris Lykes	Fr.	G	5-7	161	Mitchellville, Md. / Gonzaga College HS
14	Rodney Miller, Jr.	So.	C	7-0	255	Laurelton, N.Y. / Oak Hill Academy
0	Ja'Quan Newton	Sr.	G	6-3	191	Philadelphia, Pa. / Neumann-Goretti HS
5	Mike Robinson	Sr.	G	5-10	170	New Britain, Conn. / New Britain HS
35	Chris Stowell	Sr.	F	6-6	208	Exeter, N.H. / Tilton School (N.H.) / Exeter HS
1	Dejan Vasiljevic	So.	G	6-3	203	Melbourne, Australia / Australian Institute of Sport
21	Sam Waardenburg	R-Fr.	F	6-10	217	Henderson, New Zealand / Rangitoto College
4	Lonnie Walker IV	Fr.	G	6-5	204	Reading, Pa. / Reading HS
10	Miles Wilson [^]	So.	G	6-5	198	Baltimore, Md. / Mount St. Mary's

[^] sitting out 2017-18 season per NCAA transfer regulations

Head Coach: Jim Larrañaga, Providence '71, seventh season

Associate Head Coach: Chris Caputo, Westfield State (Mass.) '02

Assistant Coach: Jamal Brunt, Randolph-Macon '03

Assistant Coach: Adam Fisher, Penn State '06, '09

Director of Operations: Lamont Franklin, UNC Wilmington '97

Strength & Conditioning Coach: Steve Felde, Concordia University (Wis.) '03

Associate Athletic Trainer: Javier Jimenez, Temple '06

Associate Director of Operations: Jeff Dyer, Delaware '14

Player Development Assistant: Chaison Allen, Northeastern '11

PRONUNCIATION GUIDE

Dewan Huell	Duh-WAHN HUE-ull
Ebuka Izundu	ee-BOO-kuh ee-ZOON-du
Ja'Quan Newton	Juh-QUAN
Chris Stowell	Stole
Dejan Vasiljevic	DAY-on Vass-EEL-uh-vitch

HC Jim Larrañaga	LARE-uh-NAY-guh
AC Chris Caputo	Cuh-POO-toe
SC Steve Felde	FELL-dee
AT Javier Jimenez	Hah-VEE-air Him-EN-ez

CLASS BREAKDOWN

FRESHMEN (4)

Deng Gak
Chris Lykes
Sam Waardenburg*
Lonnie Walker IV
* - Redshirt

SOPHOMORES (5)

Bruce Brown, Jr.
Dewan Huell
Rodney Miller, Jr.
Dejan "DJ" Vasiljevic
Miles Wilson

JUNIORS (2)

Ebuka Izundu
Anthony Lawrence II

SENIORS (3)

Ja'Quan Newton
Mike Robinson
Chris Stowell

GEOGRAPHIC BREAKDOWN

UNITED STATES

Connecticut
Mike Robinson

Florida

Dewan Huell
Anthony Lawrence II

Maryland

Chris Lykes
Miles Wilson

Massachusetts

Bruce Brown, Jr.

New Hampshire

Chris Stowell

New York

Rodney Miller, Jr.

Pennsylvania

Ja'Quan Newton
Lonnie Walker IV

INTERNATIONAL

Australia

Dejan Vasiljevic
Deng Gak

New Zealand

Sam Waardenburg

Nigeria

Ebuka Izundu




TV/RADIO ROSTER



#0 JA'QUAN NEWTON
SR • G • 6-3 • PHILADELPHIA, PA.

	GP-GS	PPG	RPG	APG	MPG
2017-18	5-5	11.6	2.0	1.8	27.2
CAREER	100-37	9.2	2.3	2.3	22.4



#1 DEJAN VASILJEVIC
SO • G • 6-3 • MELBOURNE, AUSTRALIA

	GP-GS	PPG	RPG	APG	MPG
2017-18	5-5	9.6	2.4	0.4	25.6
CAREER	38-5	6.4	1.5	0.4	18.6



#2 CHRIS LYKES
FR • G • 5-7 • MITCHELLVILLE, MD.

	GP-GS	PPG	RPG	APG	MPG
2017-18	5-0	6.8	0.8	2.2	16.2
CAREER	5-0	6.8	0.8	2.2	16.2



#3 ANTHONY LAWRENCE II
JR • G • 6-7 • ST. PETERSBURG, FLA.

	GP-GS	PPG	RPG	APG	MPG
2017-18	5-5	9.0	6.4	2.4	26.2
CAREER	71-23	5.7	3.1	1.4	19.5



#4 LONNIE WALKER IV
FR • G • 6-4 • READING, PA.

	GP-GS	PPG	RPG	APG	MPG
2017-18	5-0	7.0	1.8	1.8	21.6
CAREER	5-0	7.0	1.8	1.8	21.6



#5 MIKE ROBINSON
SR • G • 5-10 • NEW BRITAIN, CONN.

	GP-GS	PPG	RPG	APG	MPG
2017-18	4-0	0.8	0.0	0.0	1.8
CAREER	22-0	0.8	0.1	0.0	1.8



#10 MILES WILSON
SO • G • 6-5 • BALTIMORE, MD.

	GP-GS	PPG	RPG	APG	MPG
2017-18	-	-	-	-	-
CAREER	25-24	11.8	3.9	0.7	28.9



#11 BRUCE BROWN
SO • G • 6-5 • BOSTON, MASS.

	GP-GS	PPG	RPG	APG	MPG
2017-18	5-5	9.8	8.6	5.4	31.8
CAREER	38-34	11.6	6.0	3.5	31.9



#14 RODNEY MILLER, JR.
SO • C • 7-0 • LAURELTON, N.Y.

	GP-GS	PPG	RPG	APG	MPG
2017-18	4-0	1.5	0.5	0.0	4.0
CAREER	19-0	1.1	0.6	0.0	3.8



#15 EBUKA IZUNDU
JR • C • 6-10 • CHARLOTTE, N.C.

	GP-GS	PPG	RPG	APG	MPG
2017-18	5-0	7.6	5.8	0.6	17.0
CAREER	52-9	3.9	2.8	0.2	11.2



#20 DEWAN HUELL
SO • C • 6-11 • MIAMI, FLA.

	GP-GS	PPG	RPG	APG	MPG
2017-18	5-5	13.4	7.2	0.6	22.6
CAREER	37-20	6.9	3.6	0.2	18.1




#21 SAM WAARDENBURG
RFR • F • 6-10 • HENDERSON, NEW ZEALAND

	GP-GS	PPG	RPG	APG	MPG
2017-18	2-0	8.0	4.0	0.5	14.5
CAREER	2-0	8.0	4.0	0.5	14.5



#22 DENG GAK
FR • F • 6-10 • SYDNEY, AUSTRALIA

	GP-GS	PPG	RPG	APG	MPG
2017-18	-	-	-	-	-
CAREER	0-0	0.0	0.0	0.0	0.0



#35 CHRIS STOWELL
SR • F • 6-6 • EXETER, N.H.

	GP-GS	PPG	RPG	APG	MPG
2017-18	4-0	0.0	0.3	0.0	1.8
CAREER	23-0	0.0	0.3	0.0	1.6