


2011
WOMEN'S
BASKETBALL

STATS & RECORD BOOK IT'S ALL ABOUT THE U[®]





Katie Meier

Hometown:
Wheaton, Ill.

Alma Mater (Year):
Duke (1990)

Position:
Head Women's
Basketball Coach

Experience:
Seventh season at UM



Katie Meier enters her seventh season as the head coach of the Hurricanes' women's basketball program in 2011-12. A well known and respected figure in women's basketball, Meier has worked tirelessly to put her mark on Miami's program and to build a winning tradition. All of her hard work was rewarded after the 2010-11 season as she was named the Associated Press National Coach of the Year - sharing the award with Connecticut's Geno Auriemma and Stanford's Tara VanDerveer.

Meier led the Hurricanes into the NCAA Tournament for the first time since 2004 and its win over Gardner-Webb in the first round was the first tournament win for the 'Canes since 1993. Miami entered the 2010-11 season with high internal expectations, but were picked eighth in the Preseason ACC Poll and were coming off a season in which it was the No. 12 seed in the ACC Tournament.

However, the Hurricanes exceeded all of the outside expectations and at one point, won 17 straight games. They were a perfect 20-0 inside the BankUnited Center and finished 12-2 in ACC play - earning their first regular season conference title since joining the league in 2004. As a reward, Meier was named the ACC Coach of the Year and later would be selected as the WBCA/RUSSELL ATHLETIC Region 2 Coach of the Year, as voted on by her peers.

A New Era

Hired on April 19, 2005, then UM Athletics Director Paul Dee announced the appointment of Meier in front of national and local media, fans, alumni and support staff, signifying the beginning of a new era.

Following an unprecedented career as one of the greatest athletes to ever play in the Atlantic Coast Conference, Meier quickly established herself in the coaching ranks. Upon her appointment at UM, following an impressive four-year tenure as the head coach at Charlotte where she helped bring the 49er program into national prominence, Meier made it clear that her goal is to make Miami one of the premier women's basketball programs in the country.

Creating a Winning Program

In her first season, Meier wasted little time in making the first steps towards those goals. After receiving little attention in the ACC preseason polls, the Hurricanes posted an impressive overall record of 17-13. After fighting through a conference that would send nine teams to the postseason, including three to the NCAA Final Four. Miami finished with a sixth-place, 6-8 record in ACC play en route to earning a berth into the second round of the 2006 Women's National Invitation Tournament.

Throughout the season Miami posted wins over ranked teams such as Mississippi (No. 25), Boston College (No. 21) and Virginia Tech (No. 25)--and nearly knocked off then-No. 1 Duke in double-overtime. The Hurricanes also recorded wins over two eventual conference champions in Hartford (America East) and Oakland (Mid-Continent). Under her direction, standout Tamara James produced one of the greatest seasons ever seen by a UM player in 2005-06, including becoming the University's all-time leading scorer before being taken as the No. 8 overall pick in the 2006 WNBA Draft by the Washington Mystics.

In Meier's second season in 2006-07, the Hurricanes got off to a strong start, winning seven of their first eight games--including a 79-70 win over Indiana to claim the UM Thanksgiving Tournament title. On Dec. 1, Meier picked up her 100th career victory as the Hurricanes defeated Jackson State, 77-50. However, with only eight healthy players to call upon by the start of the ACC schedule, Miami faced challenge after challenge competing in a league that ranked among the top-three strongest women's basketball conferences nationally and produced two of the NCAA Tournament's four No. 1 seeds in 2006-07.

Regardless, Renee Taylor emerged as the ACC's leading scorer--upholding Miami's streak of producing the league's leading scorer in all three years it had been a member. The All-ACC Second Team selection set school records in single-game scoring with 42 points at Houston and became the 19th Hurricane to score at least 1,000 points--and just the sixth to do so in her first two seasons. In addition, transfer Maurita Reid emerged as a defensive threat, tying the school record with 10 steals versus Wake Forest and finishing among the ACC's leaders and NCAA's top 10 in steals per game.

The 2007-08 season, Meier's third with the Hurricanes, saw Maurita Reid continue her rise among the ACC elite. The senior was nothing short of impressive shooting beyond the arc and picking opponent's pockets. She hit four or more three-pointers on 10 different occasions and finished the season with 110 steals, good for second in the conference and fifth in the NCAA. The Queens, N.Y. native led the team in points (15.3 ppg) and rebounding (5.6 rpg) and was also named the ACC All-Defensive Team.

With a No. 21 incoming recruiting class, Meier and the Hurricanes saw significant improvement during the 2008-09 season. The freshman class was highlighted by McDonald's All-American Shenise Johnson - out of Henrietta, N.Y. and Riquna Williams - from nearby Pahokee, Fla.

Johnson lived up to the hype as she was the team leader on the season in points, rebounds, assists and steals. Under Meier's guidance, Johnson was named the ACC Rookie of the Week on three occasions and was named to the ACC All-Freshmen team as well as ACC Honorable Mention. The versatile guard/forward also led the U19 USA team to a gold medal finish in the 2009 World Championships in Bangkok, Thailand.

The 2009-10 season was one of the most successful in program history. Under Meier's vision, the Hurricanes advanced to the WNIT Championship game. Miami posted a 22-14 overall record - the first 20-win campaign since the 2002-03 season and just the eighth all-time.

In her sophomore season, Johnson was joined by a healthy Riquna Williams and the duo racked up accolades throughout the season. Johnson was named First Team All-ACC, while Williams garnered second-team honors. The tandem led Miami to a 5-1 WNIT record - the deepest postseason run in team history - with both earning all-tournament honors along the way.

Following the 2009-10 campaign, then University of Miami Director of Athletics Kirby Hocutt announced that Meier signed a contract extension through 2015.

"We are excited about the tremendous progress our women's basketball team achieved this past season," said Hocutt. "Coach Meier continues to assemble a special group of talented young women at the University of Miami and we look forward to the future success of our program."

Miami's success proved to be immediate, as it earned a conference regular season title in 2010-11 and returned to the NCAA Tournament for the first time in seven seasons.

Johnson and Williams proved to be the All-America candidates that they were expected to be. In fact, Johnson was named to four different All-America squads, including the prestigious WBCA/State Farm Coaches' All-America Team. She also earned AP, USBWA and Full Court Press honors and became the second player in program history to be named the conference player of the year (Frances Savage - BIG EAST - 1992). Johnson also garnered All-ACC Defensive Team honors for the second straight season and was named to the ACC Tournament Team. Williams, along with Johnson, was named First Team All-ACC and was the conference scoring champion, pouring in 21.7 points per game.

The duo combined for seven ACC Player of the Week accolades on the season as Williams took home the award on four occasions. No other team in the league was recognized more than twice for the weekly honor.

The season also saw the emergence of sophomore forward Morgan Stroman. The 6-1, 2009 McDonald's All-American matched Johnson for the team lead with 11 double-doubles on the season, as she scored 13.6 points and grabbed 8.2 rebounds per game. For her efforts she was named Third Team All-ACC.

As remarkable as the 2010-11 season was, the 2011-12 campaign will have a lot of promise and expectations. The Hurricanes return every player from a season ago and will have the additions of Shawnice Wilson - a 6-6 junior center who transferred from Pitt - and Suriya McGuire - a 5-11 freshman point guard that joined the 'Canes in January of 2011 and was rated as high as the nation's No. 8 overall recruit.

Building a Tradition at Charlotte

Meier could solely be responsible for bringing the 49er women's basketball program into national prominence. Prior to her appointment as head coach at Charlotte in 2001, the 49ers had only one previous postseason appearance--a WNIT berth in 1990.

During her four-year tenure at Charlotte, Meier led the 49ers to three postseason berths--one NCAA Tournament appearance (2003) and two WNIT appearances (2004, 2005)--and a combined overall record of 76-45 (.628). In her inaugural campaign at Charlotte, Meier led the 49ers to a 16-13 finish to record their first winning season in eight years.

The following season, she guided the 49ers to a 21-9 finish marking the most wins (21) in over a decade at Charlotte. With a 12-2 record in Conference USA play, Meier and the 49ers also earned the school's first-ever C-USA regular-season championship and earned the school's first-ever appearance at the NCAA Tournament.

In 2003-04, Meier and the 49ers concluded the season with a 17-14 record while earning a trip to the 2004 WNIT. Along with marking the first time in school history that the 49ers had made back-to-back postseason appearances, Meier also led Charlotte to their first-ever postseason victory with a 78-71 win over Clemson in the first round of the WNIT.

In 2004-05, she enjoyed an overall record of 22-9 to tie for the third-most single season wins in Charlotte history and the most wins for the program in a single season since 1990-91. The 49ers also advanced to the postseason for the third-consecutive season and the WNIT for the second-straight year.

Prior to Charlotte, Meier spent seven seasons at Tulane University, serving as an associate head coach from 1999-01 and an assistant coach on the Green Wave staff from 1994-99. As a member of the Tulane coaching staff, Meier helped the Green Wave to an overall record of 164-52 (.759) in seven seasons, including the highest ranking in school history (13th by the Associated Press) in 2000 and a school-record 27 wins the same season.

During her time at Tulane, Meier and the Green Wave also saw an impressive seven-year run at the NCAA Tournament.

Meier began her collegiate coaching career at the University of North Carolina at Asheville where she served as an assistant coach during the 1993-94 season.

Establishing Her Legacy as a Player

Meier's success as a coach is a direct reflection of her playing career as a standout at Duke University. A four-year letterwinner for the Blue Devils under head coach Debbie Leonard from 1986-90, Meier's name is scattered throughout the Duke record books.

She currently ranks among the school's all-time career leaders in scoring average (16.2 points per game), steals (232), free throws made (447) and free throws attempted (624). She is also listed among Duke's leaders in career points (1,761), field goals made (653), field goals attempted (1,283), assists (409) and rebounding average (6.1 rebounds per game).

Meier wasted no time making her mark at Duke, earning ACC Rookie of the Year and Basketball Yearbook Freshman All-America honors 1986. Meier injured her knee in 1988 during her junior season and ultimately missed the entire 1989 campaign while recovering.

Meier returned to Duke for her senior season in 1990 without missing a beat, earning Kodak/WBCA District 2 All-America and All-ACC First Team accolades while being named the Blue Devils' most valuable player.

In 2002, Meier was honored by Duke for her efforts as a player when she was named to the inaugural induction class in the Blue Devils' Hall of Honor. That same year Meier was named to the Atlantic Coast Conference's 50th Anniversary Team. In 2006, she was once again honored by the conference when she was named one of 12 ACC Tournament Legends at the 2006 ACC Women's Basketball Tournament.

Meier's success on the court was only outdone by her accomplishments in the classroom. She was named to the Dean's List from 1986-88. In 1988 she also earned GTE Academic All-America Second Team honors. After earning a bachelor's degree in English literature with cum laude honors in 1989, Meier went on to earn a Master of Arts in Teaching English from Duke in 1990.

Following her playing career at Duke, Meier moved overseas to play three seasons with BBC Mini-Flat Waregem in Belgium from 1990-93. There, she helped lead her team to three First Division regular season titles and one Belgian Cup Championship.

While in Belgium, Meier also spent time teaching classes of conversational English while coaching teams of 15- to 17-year-olds.

A native of Wheaton, Ill., Meier graduated from Wheaton High School in 1985 and in October of 2009 was inducted into her high school hall of fame.

	Darrick Gibbs	
	Hometown: Pawley's Island, SC	Alma Mater (year): Wofford (2000)
	Position: Assistant Women's Basketball Coach	
	Experience: Seventh season at UM	



Darrick Gibbs is in his seventh season as an assistant coach with the University of Miami women's basketball team and helped guide the Hurricanes to one of its most successful seasons in 2010-11.

Gibbs has been vital to the Hurricane's success. He is responsible for post development and scheduling and his recruiting efforts have helped the 'Canes earn three Top 25 classes during his tenure.

Gibbs joined the UM coaching ranks prior to the 2005-06 season, and helped lead UM to a 17-13 record and an appearance at the 2006 WNIT in his first season with the Hurricanes.

Prior to his arrival at UM, Gibbs served as an assistant coach under Katie Meier at the University of North Carolina at Charlotte for two seasons from 2003-05. While at Charlotte, Gibbs helped Meier lead the 49ers to two WNIT appearances, including Charlotte's first postseason victory with a 78-71 win over Clemson in the 2004 WNIT. The 49ers put together 39-23 record in those two seasons, including a 22-9 mark in 2004-05 to tie for the third-most single-season wins in Charlotte history.

As one of the 49ers' main recruiting contacts, Gibbs played a major role in putting together their 33rd-ranked 2004 recruiting class during his first season at Charlotte.

Gibbs joined the Charlotte coaching staff in 2003 following a two-year stay at the College of Charleston where he served as an assistant coach from 2001-03. His responsibilities with the Cougars included recruiting, organizing practice schedules, scouting opponents and coordinating team travel.

Prior to his stint at the College of Charleston, Gibbs spent three seasons at Wofford College. As an undergraduate, he served as a student assistant with the Terriers from 1998-00, and remained with the team as an assistant during the 2000-01 season.

Originally from Pawleys Island, S.C., Gibbs received a bachelor's degree in psychology from Wofford in 2000.

Gibbs and his wife D'Erica were married in April of 2009.



Carolyn Kieger

Position:
Assistant Women's Basketball Coach

Experience:
Fifth Year

Alma Mater (Year):
Marquette (2006)

Carolyn Kieger is in her fifth season on UM's staff. Kieger, who is in her second stint at Miami, enters her fourth season as an assistant coach under Katie Meier.

At Miami, Kieger's primary responsibilities lie with guard development and the 2010-11 season saw Miami's star guard Shenise Johnson earn All-America and ACC Player of the Year honors. Guard Riquana Williams earned First Team All-ACC accolades along with Johnson and was the conference's scoring champion with 21.7 points per game.

The 2009-10 season saw the rise of one of the most dynamic backcourts in the nation. Johnson and Williams each earned All-ACC honors and became the nation's highest scoring backcourt.

During the 2007-08 season, Kieger held the Director of Operations position at her alma mater, Marquette University. She was responsible for coordinating film exchange, directing summer camp programs and assisted with team travel.

Prior to returning to Marquette, Kieger spent one year at UM where she served as the Hurricanes' coordinator of basketball operations during the 2006-07 season. In her role at Miami, Kieger worked along side the team's Director of Basketball Operations and Video Coordinator. She assisted with film editing and scouting, recruiting, and team travel. She also helped coordinate the Miami women's basketball summer camps.

As a player at Marquette, Kieger was a four-year starter and Marquette's all-time assists leader. She is the only player in program history with at least 1,200 career points, 400 career rebounds and 600 assists. For her career, Kieger averaged 10.3 points per game and was a second team All-Big East selection for the 2005-06 season, as well as, a second team All-Conference USA selection for the 2003-04 and 2004-05 seasons.

In addition to her athletic accomplishments, Kieger also received the BIG EAST Conference's Sportsmanship award as a senior. Also, during her senior campaign, Kieger was a finalist for the Nancy Lieberman Award, given to the nation's top point guard.

Kieger graduated from Marquette University with a Bachelor's degree in Broadcasting and Electrical Communications in 2006. In 2007, she received the McCahill Award given to a MU graduated senior student-athlete who demonstrated the highest performance in scholarship, leadership and athletics.



Vernetta Skeete

Hometown:

Bascom, Fla.

Position:

Assistant Women's Basketball Coach

Experience:

Third Year at UM

Vernetta Skeete enters her second season as an assistant coach with the Hurricanes and her third season with the program overall.

Skeete, who was brought to the staff in 2009 as the coordinator of basketball operations.

Before coming to Miami, Skeete spent the 2008-09 season at Northwest Florida State College in Destin, Fla. as well as the previous five seasons with the Essence Girls Basketball Club Program and the 2005-08 seasons at Malone High School in Malone, Fla.

As an assistant coach, the Bascom, Fla. native has on-court coaching responsibilities as well as preparing opponent scouts and recruiting.

Skeete graduated from Alcorn State in 2005.



34 Sylvia Bullock

Class:

Senior

Height:

6-2

Hometown:

Anchorage, Alaska

Position:

Forward

High School:

South Anchorage

**2010-11 (JUNIOR)**

Started all 33 games of the 2010-11 season... Led team in blocks in 14 games on the year and was tied for first on the team with 29 blocks... Scored a career-high 52 field goals and shot a career-high .536 percent on season... Recorded career-bests with 42 assists and 140 points on the season... Recorded 10 rebounds and scored a career-high 12 points for her first career double-double against UNC Greensboro (11/27)... Matched a career-high with five made field goals against Morgan State (12/30) and Virginia (1/6)... Tied her career high with four made free throws against FAU (11/26), UNC Greensboro (11/27), Georgetown (12/7) and Florida State (2/24)... Pulled down seven rebounds versus FAU (11/26).

2009-10 (SOPHOMORE)

Started 21 of 36 games this season... Led the team with 35 blocks, tenth in the ACC... 47 percent of her rebounds have come on the offensive end (68-of-146)... Grabbed six rebounds against North Carolina A&T... Scored four points with a career-high tying three steals against Boston College (2/28)... Recorded three steals against Georgia Tech (2/21)... Swatted two shots and grabbed four rebounds at NC State (2/14)... Scored a career-high 11 points against SIU Edwardsville (2/7)... Grabbed seven rebounds against Duke (1/14)...Went two of two from the free throw line to help seal the conference opening victory over Florida State (1/10)... Scored seven points with six rebounds against UNF (12/31)... Pulled down 10 rebounds against Quinnipiac (12/28)... Scored a season-high eight points at Cornell (12/21) while grabbing eight rebounds... Reached career-high in minutes (38) and rebounds (11) at Binghamton (12/19)... Grabbed six rebounds against Nebraska (12/5)... Scored five points with six rebounds against UMass (11/28)... Recorded a school-record eight blocks against Houston (11/24) while scoring five points and grabbing four rebounds... Pulled down nine rebounds in victory at CSU Bakersfield (11/15) while adding seven points... Had career-highs in assists (5) in season-opening win at UC Riverside (11/13).

2008-09 (FRESHMAN)

Played a season-high 26 minutes in her second career-start at Virginia (2/19), while scoring six points and grabbing four rebounds... Tied her season-high with three steals versus Clemson (1/5)... Grabbed a season-high nine rebounds, seven on

the offensive end versus Brown (12/29)... Had eight points versus Grambling State (12/21)... Scored seven points and had three blocks at UCF (12/18)... Pulled down a season-high six rebounds versus Binghamton (12/13)... Recorded two assists and grabbed a pair of rebounds versus Florida A&M (12/1)... Had three steals for the second time of the season versus Santa Clara (11/29) and added two blocks... Grabbed five rebounds in only seven minutes of action versus Austin Peay (11/28)... Stole the ball three times in 20 minutes versus Green Bay (11/16)... Scored nine points with five rebounds in collegiate debut versus Norfolk State (11/14).

PRIOR TO MIAMI

Averaged a double-double every season since her freshman year... First team all-conference and first team all-state her senior season... Alaska Gatorade Player of the Year... Diamond Lady Lynx Tournament MVP and a member of the state all-tournament team... Her team was the conference runner-up and Diamond Lady Lynx Tourment champions as well as a participant in the state tournament... Was named first team all-conference and second team all-state as a junior... Elected team captain and voted team MVP... Was a member of the conference champions while being named second team all-state her freshman and sophomore seasons... Conference MVP her sophomore season... Named to the state tournament all-freshman team as she helped her team to a state runner-up finish... Participated in cross country, softball and cheerleading as well... State champion and record holder as a member of the track and field team in the triple jump her sophomore year... Also was an all-conference member of the volleyball team... Elected secretary of her senior class.

PERSONAL

Intends to major in business/finance... One of seven siblings... Chose Miami because of the "U" family, diversity and great academics... Daughter of Clarence and Roxanne.

University of Miami
Miami Individual Game-by-Game (as of Oct 12, 2011)
All games

#34 Sylvia Bullock

Opponent	Date	gs	min	Total		3-Pointers		Free throws		Rebounds				pf	a	t/o	blk	stl	pts	avg	
				fg-fga	pct	3fg-fga	pct	ft-fa	pct	off	def	tot	avg								
KENNESAW STATE	11/12/10	*	23	2-5	.400	0-0	.000	3-4	.750	2	3	5	5.0	0	2	0	0	1	7	7.0	
at RV/21 Nebraska	11/17/10	*	32	2-3	.667	0-0	.000	3-7	.429	3	3	6	5.5	3	0	1	2	2	7	7.0	
MIAMI (OH)	11/20/10	*	24	1-3	.333	0-0	.000	1-2	.500	4	2	6	5.7	4	1	1	1	2	3	5.7	
UAB	11/22/10	*	28	2-5	.400	0-0	.000	2-4	.500	3	2	5	5.5	1	1	2	0	1	6	5.8	
FAU	11/26/10	*	23	1-3	.333	0-0	.000	4-8	.500	1	6	7	5.8	2	1	0	0	1	6	5.8	
UNC GREENSBORO	11/27/10	*	33	4-5	.800	0-0	.000	4-6	.667	6	4	10	6.5	2	4	1	0	2	12	6.8	
SOUTHERN	11/29/10	*	24	0-1	.000	0-0	.000	0-2	.000	0	2	2	5.9	1	2	1	1	1	0	5.9	
CSU BAKERSFIELD	12/5/10	*	20	0-2	.000	0-0	.000	0-2	.000	1	2	3	5.5	0	2	2	2	0	0	5.1	
20/12 GEORGETOWN	12/7/10	*	26	1-2	.500	0-0	.000	4-6	.667	0	1	1	5.0	2	1	0	2	0	6	5.2	
ALCORN STATE	12/11/10	*	22	2-3	.667	0-0	.000	1-6	.167	0	3	3	4.8	3	4	2	2	1	5	5.2	
UC RIVERSIDE	12/18/10	*	22	1-3	.333	0-0	.000	1-5	.200	0	3	3	4.6	1	1	1	0	2	3	5.0	
at Ole Miss	12/21/10	*	28	2-2	1.000	0-0	.000	0-0	.000	2	2	4	4.6	2	1	1	0	1	4	4.9	
GEORGE WASHINGTON	12/28/10	*	24	0-2	.000	0-0	.000	0-0	.000	0	2	2	4.4	3	3	0	0	1	0	4.5	
MORGAN STATE	12/30/10	*	26	5-7	.714	0-0	.000	0-3	.000	2	1	3	4.3	1	0	2	1	2	10	4.9	
LIPSCOMB	1/1/11	*	16	0-2	.000	0-0	.000	3-6	.500	2	2	4	4.3	3	1	2	0	0	3	4.8	
at Virginia	1/6/11	*	31	5-6	.833	0-0	.000	0-0	.000	2	1	3	4.2	2	0	2	1	2	10	5.1	
at Virginia Tech	01/09/11	*	31	2-3	.667	0-0	.000	0-0	.000	2	2	4	4.2	2	1	1	3	2	4	5.1	
CLEMSON	1/14/11	*	25	2-3	.667	0-0	.000	0-3	.000	3	2	5	4.2	2	2	2	1	1	4	5.0	
BOSTON COLLEGE	1/16/11	*	34	1-2	.500	0-0	.000	0-0	.000	3	2	5	4.3	2	0	1	1	1	2	4.8	
at Florida State	01/24/11	*	30	1-1	1.000	0-0	.000	0-0	.000	1	3	4	4.3	4	0	1	1	1	2	4.7	
NC STATE	1/27/11	*	31	2-4	.500	0-0	.000	0-2	.000	2	2	4	4.2	3	0	3	0	2	4	4.7	
25/RV GEORGIA TECH	1/30/11	*	32	0-0	.000	0-0	.000	0-0	.000	1	4	5	4.3	3	2	0	2	0	0	4.5	
at 3/5 Duke	2-3-11	*	22	0-2	.000	0-0	.000	0-0	.000	1	3	4	4.3	2	0	2	0	0	0	4.3	
12/11 MARYLAND	2/10/11	*	24	0-1	.000	0-0	.000	0-1	.000	0	3	3	4.2	3	2	0	0	0	0	4.1	
at 13/10 North Carolina	02/13/11	*	32	1-3	.333	0-0	.000	1-2	.500	2	1	3	4.2	3	3	0	0	2	3	4.0	
at Boston College	2-17-11	*	34	4-5	.800	0-0	.000	0-0	.000	1	0	1	4.0	1	2	1	0	1	8	4.2	
WAKE FOREST	2/21/11	*	27	1-2	.500	0-0	.000	0-1	.000	1	4	5	4.1	3	0	2	2	0	2	4.1	
14/12 FLORIDA STATE	2/24/11	*	18	1-1	1.000	0-0	.000	4-8	.500	1	1	2	4.0	2	1	2	0	3	6	4.2	
at Georgia Tech	2/27/11	*	29	1-1	1.000	0-0	.000	1-3	.333	2	2	4	4.0	3	3	2	1	0	3	4.1	
vs NC State	03/04/11	*	29	3-3	1.000	0-0	.000	0-0	.000	2	2	4	4.0	4	0	1	1	0	6	4.2	
vs North Carolina	03/05/11	*	28	1-2	.500	0-0	.000	1-5	.200	2	2	4	4.0	1	1	2	0	0	3	4.2	
vs Gardner-Webb	03/20/11	*	31	2-5	.400	0-0	.000	2-2	1.000	0	1	1	3.9	0	0	2	4	0	6	4.2	
vs Oklahoma	03/22/11	*	29	2-5	.400	0-0	.000	1-2	.500	4	3	7	4.0	3	1	1	1	1	5	4.2	
Totals			33	888	52-97	.536	0-0	.000	36-90	.400	56	76	132	4.0	71	42	41	29	33	140	4.2

Games played: 33
Minutes/game: 26.9
Points/game: 4.2
FG Pct: 53.6
FT Pct: 40.0

Rebounds/game: 4.0
Assists/game: 1.3
Turnovers/game: 1.2
Assist/turnover ratio: 1.0
Steals/game: 1.0
Blocks/game: 0.9

University of Miami Women's Basketball
Miami Individual Game-by-Game (as of Oct 12, 2011)
All games

#34 Sylvia Bullock

Opponent	Date	gs	min	Total		3-Pointers		Free throws		Rebounds				pf	a	t/o	blk	stl	pts	avg	
				fg-fga	pct	3fg-fga	pct	ft-fa	pct	off	def	tot	avg								
at UC Riverside	11/13/09	*	30	1-4	.250	0-0	.000	0-2	.000	3	3	6	6.0	0	5	0	2	1	2	2.0	
at CSU Bakersfield	11/15/09	*	23	2-3	.667	0-0	.000	3-5	.600	2	7	9	7.5	4	0	2	1	0	7	4.5	
BETHUNE-COOKMAN	11/18/09	*	27	2-6	.333	0-0	.000	0-1	.000	2	0	2	5.7	2	1	1	1	1	4	4.3	
at UAB	11/21/09	*	22	2-3	.667	0-0	.000	0-0	.000	4	1	5	5.5	4	0	2	2	0	4	4.3	
HOUSTON	11/24/09	*	31	2-7	.286	0-0	.000	1-2	.500	3	1	4	5.2	1	0	0	8	1	5	4.4	
LONG BEACH STATE	11/27/09	*	24	2-3	.667	0-0	.000	0-0	.000	2	1	3	4.8	2	0	1	1	1	4	4.3	
UMASS	11/28/09	*	23	1-3	.333	0-0	.000	3-4	.750	5	1	6	5.0	1	1	1	0	2	5	4.4	
NEBRASKA	12/5/09	*	15	1-3	.333	0-0	.000	0-0	.000	4	2	6	5.1	4	0	0	0	0	2	4.1	
at Binghamton	12/19/09	*	38	1-5	.200	0-0	.000	3-6	.500	6	5	11	5.8	2	2	1	2	0	5	4.2	
at Cornell	12/21/09	*	25	3-6	.500	0-0	.000	2-8	.250	4	4	8	6.0	2	3	0	2	2	8	4.6	
QUINNIPIAC	12/28/09	*	26	0-6	.000	0-0	.000	2-4	.500	4	6	10	6.4	1	1	3	2	2	2	4.4	
NO. 17/22 TEXAS	12/29/09	*	21	0-3	.000	0-0	.000	0-0	.000	0	2	2	6.0	1	1	0	1	2	0	4.0	
UNF	12/31/09	*	20	3-5	.600	0-0	.000	1-2	.500	2	4	6	6.0	2	3	3	0	2	7	4.2	
at Miami (OH)	1/3/10	*	25	1-5	.200	0-0	.000	1-3	.333	1	3	4	5.9	1	0	0	1	1	3	4.1	
NO. 9 FLORIDA STATE	1/10/10	*	20	0-2	.000	0-0	.000	2-2	1.000	1	1	2	5.6	4	1	2	0	1	2	4.0	
NO. 7 DUKE	1/14/09	*	24	2-4	.500	0-0	.000	0-1	.000	1	6	7	5.7	1	0	1	1	2	4	4.0	
at Wake Forest	1/17/10	*	14	1-1	1.000	0-0	.000	0-0	.000	1	3	4	5.6	1	0	2	0	0	2	3.9	
at RV/RV Maryland	01/21/10	*	24	2-5	.400	0-0	.000	0-0	.000	4	2	6	5.6	1	0	0	0	1	4	3.9	
VIRGINIA TECH	1/24/10	*	24	1-3	.333	0-0	.000	2-2	1.000	2	1	3	5.5	1	0	1	0	0	4	3.9	
at Georgia Tech	01/27/10	*	13	0-2	.000	0-0	.000	1-2	.500	0	2	2	5.3	3	0	1	0	0	1	3.8	
at Boston College	1/31/10	*	19	1-4	.250	0-0	.000	0-0	.000	3	1	4	5.2	1	0	1	2	0	2	3.7	
NO. 9 NORTH CAROLINA	2/4/10		23	2-5	.400	0-0	.000	0-0	.000	1	1	2	5.1	3	0	0	0	1	4	3.7	
SIU EDWARDSVILLE	2/7/10		17	5-5	1.000	0-0	.000	1-2	.500	2	1	3	5.0	0	0	1	1	0	11	4.0	
NO. 21 VIRGINIA	2/11/10		27	1-1	1.000	0-0	.000	0-2	.000	0	2	2	4.9	2	0	2	1	1	2	3.9	
at NC State	02/14/10		20	0-0	.000	0-0	.000	1-6	.167	3	1	4	4.8	1	0	1	2	0	1	3.8	
at Clemson	02/18/10		26	0-2	.000	0-0	.000	1-4	.250	0	5	5	4.8	1	0	1	0	2	1	3.7	
GEORGIA TECH	2/21/10		25	1-2	.500	0-0	.000	1-2	.500	1	1	2	4.7	4	1	2	0	3	3	3.7	
at No. 9 Florida State	02/25/10		12	0-1	.000	0-0	.000	0-0	.000	0	0	0	4.6	3	0	0	0	0	0	3.5	
BOSTON COLLEGE	2/28/10		19	2-6	.333	0-0	.000	0-0	.000	1	0	1	4.4	1	0	0	0	3	4	3.6	
vs Wake Forest	03/04/10		11	0-1	.000	0-0	.000	2-2	1.000	2	1	3	4.4	2	0	0	1	0	2	3.5	
FLORIDA GULF COAST	3/18/10		16	2-3	.667	0-0	.000	0-2	.000	0	1	1	4.3	2	1	1	1	2	4	3.5	
FLORIDA	3/21/10		20	0-2	.000	0-0	.000	3-4	.750	1	2	3	4.3	0	1	1	0	2	3	3.5	
NORTH CAROLINA A&T	3/25/10		20	1-4	.250	0-0	.000	2-5	.400	1	5	6	4.3	3	0	0	2	0	4	3.5	
at Providence College	3/28/10		8	0-2	.000	0-0	.000	1-2	.500	0	0	0	4.2	0	0	1	0	0	1	3.4	
at Michigan	03/31/10		17	2-2	1.000	0-0	.000	0-1	.000	0	1	1	4.1	2	0	0	0	0	4	3.5	
at California	04/03/10		21	0-2	.000	0-0	.000	1-4	.250	2	1	3	4.1	1	1	0	1	1	1	3.4	
Totals			21	770	44-121	.364	0-0	.000	34-80	.425	68	78	146	4.1	64	22	32	35	34	122	3.4

Games played: 36
Minutes/game: 21.4
Points/game: 3.4
FG Pct: 36.4
FT Pct: 42.5

Rebounds/game: 4.1
Assists/game: 0.6
Turnovers/game: 0.9
Assist/turnover ratio: 0.7
Steals/game: 0.9
Blocks/game: 1.0

University of Miami Women's Basketball
University of Miami Individual Game-by-Game (as of Oct 12, 2011)
All games

#34 Sylvia Bullock

Opponent	Date	gs	min	Total		3-Pointers		Free throws		Rebounds				pf	a	t/o	blk	stl	pts	avg
				fg-fga	pct	3fg-fga	pct	ft-fa	pct	off	def	tot	avg							
NORFOLK STATE	11/14/08		17	4-9	.444	0-0	.000	1-3	.333	4	1	5	5.0	2	1	1	0	1	9	9.0
UW-GREEN BAY	11/16/08		20	0-3	.000	0-0	.000	0-0	.000	1	1	2	3.5	2	1	2	1	3	0	4.5
at Houston	11/21/08		2	0-0	.000	0-0	.000	0-0	.000	0	0	0	2.3	1	0	1	0	0	0	3.0
at FIU	11/25/08		6	1-1	1.000	0-0	.000	0-0	.000	0	1	1	2.0	0	0	0	0	0	2	2.8
APSU	11/28/08		7	0-3	.000	0-0	.000	0-0	.000	1	4	5	2.6	0	0	0	0	0	0	2.2
SANTA CLARA	11/29/08		15	0-1	.000	0-0	.000	0-2	.000	2	1	3	2.7	1	1	0	2	3	0	1.8
FLORIDA A&M	12/01/08		8	1-2	.500	0-0	.000	0-2	.000	2	0	2	2.6	1	2	1	1	0	2	1.9
INDIANA	12/5/08		12	1-1	1.000	0-0	.000	0-2	.000	2	1	3	2.6	0	0	0	1	1	2	1.9
BINGHAMTON	12/13/08		15	1-3	.333	0-0	.000	1-2	.500	3	3	6	3.0	2	1	1	0	0	3	2.0
at UCF	12/18/08		16	3-4	.750	0-0	.000	1-2	.500	2	1	3	3.0	0	0	0	3	0	7	2.5
GRAMBLING STATE	12/21/08		12	3-5	.600	0-0	.000	2-5	.400	0	1	1	2.8	2	0	0	0	0	8	3.0
BROWN	12/29/08		19	1-8	.125	0-0	.000	0-1	.000	7	2	9	3.3	0	0	0	1	1	2	2.9
NO. 9/10 AUBURN	12/30/08		3	0-0	.000	0-0	.000	0-0	.000	0	0	0	3.1	1	1	1	0	0	0	2.7
CORNELL	1/2/09		12	2-6	.333	0-0	.000	0-0	.000	1	0	1	2.9	1	0	1	0	3	4	2.8
CLEMSON	01/05/09		10	0-2	.000	0-0	.000	0-0	.000	1	1	2	2.9	1	0	0	0	3	0	2.6
NO. 24/22 GEORGIA TEC	1/12/09		4	0-0	.000	0-0	.000	0-0	.000	0	1	1	2.8	0	0	0	0	0	0	2.4
at Boston College	1/18/09		2	0-0	.000	0-0	.000	0-0	.000	0	0	0	2.6	0	0	0	0	0	0	2.3
at Georgia Tech	01/29/09		14	1-4	.250	0-0	.000	3-5	.600	2	0	2	2.6	2	1	0	0	1	5	2.4
WAKE FOREST	2/1/09		13	1-1	1.000	0-0	.000	0-0	.000	0	1	1	2.5	1	0	1	1	1	2	2.4
at SIU Edwardsville	02/04/09		14	1-1	1.000	0-0	.000	2-2	1.000	1	2	3	2.5	2	1	1	1	0	4	2.5
NO. 15/19 FLORIDA STAT	2/8/09		15	1-3	.333	0-0	.000	0-0	.000	2	1	3	2.5	1	0	3	0	2	2	2.5
at Virginia Tech	02/12/09		10	1-2	.500	0-0	.000	0-0	.000	0	1	1	2.5	2	0	1	0	1	2	2.5
BC	2/16/09	*	4	1-1	1.000	0-0	.000	0-0	.000	0	1	1	2.4	0	0	0	0	0	2	2.4
at No. 23/21 Virginia	2/19/09	*	26	1-2	.500	0-0	.000	4-7	.571	3	1	4	2.5	4	1	1	0	0	6	2.6
at No. 11/12 Florida State	02/22/09	*	13	2-3	.667	0-0	.000	0-0	.000	1	0	1	2.4	4	0	0	0	0	4	2.6
at No. 9/10 North Carolina	02/26/09	*	12	1-3	.333	0-0	.000	1-2	.500	2	1	3	2.4	1	0	1	1	0	3	2.7
NO. 5/5 MARYLAND	3/1/09		10	0-2	.000	0-0	.000	0-0	.000	0	0	0	2.3	1	0	0	0	0	0	2.6
vs Boston College	03/05/09	*	12	1-2	.500	0-0	.000	1-2	.500	2	2	4	2.4	0	0	0	0	0	3	2.6
Totals		5	323	28-72	.389	0-0	.000	16-37	.432	39	28	67	2.4	32	10	16	12	20	72	2.6

Games played: 28
Minutes/game: 11.5
Points/game: 2.6
FG Pct: 38.9
FT Pct: 43.2

Rebounds/game: 2.4
Assists/game: 0.4
Turnovers/game: 0.6
Assist/turnover ratio: 0.6
Steals/game: 0.7
Blocks/game: 0.4

Individual Career History

Sylvia Bullock

			Total		3-Point		F-Throws		Rebounds											Scoring	
Season	gp-gs	min/avg	fg-fga	pct	fg-fga	pct	ft-fta	pct	off	def	tot	avg	pf	fo	ast	to	blk	stl	pts	avg	
2008-09	28-5	323/11.5	28-72	.389	0-0	.000	16-37	.432	39	28	67	2.4	32	0	10	16	12	20	72	2.6	
2009-10	36-21	770/21.4	44-121	.364	0-0	.000	34-80	.425	68	78	146	4.1	64	0	22	32	35	34	122	3.4	
2010-11	33-33	888/26.9	52-97	.536	0-0	.000	36-90	.400	56	76	132	4.0	71	0	42	41	29	33	140	4.2	
TOTAL	97-59	1981/20.4	124-290	.428	0-0	.000	86-207	.415	163	182	345	3.6	167	0	74	89	76	87	334	3.4	



42 Shenise Johnson

Class:
Senior

Height:
5-11

Hometown:
Henrietta, N.Y.

Position:
Guard

High School:
Rush-Henrietta



2010-11 (JUNIOR)

A State Farm Coaches, Associated Press, USWBA and Full Court Press All-America selection... Named ACC Player of the Year... Named First-Team All-ACC for second straight season... Named State Farm All-Regional nominee... Named to the All-ACC Tournament Team and the All-ACC Defensive Team... First in the ACC in free throw percentage (.846)... Second in the ACC and 10th in the nation with 3.2 steals per game... Ranked second in the ACC and 17th in the nation with 19.6 points per game... Three time ACC Player of the Week (1/3, 2/14, 2/21)... Led team and was fourth in the ACC with a career-high 8.3 rebounds per game... Led team and was seventh in the ACC with 3.8 assists per game... Led team in rebounds in 16 games and in blocked shots in 10 games on the season... Led team in three-point percentage (.349) on season... Led team in rebounds (275), rebound average (8.3), defensive rebounds (168) and assists (127)... Finished second on team in total points (648), scoring average (19.6), field goal percentage (.488), field goal attempts (484), field goals made (236) and free throws made (132)... Tied for first on team with 107 offensive rebounds and 104 steals on the season... Tied career high with 11 field goals made at Virginia (1/6)... Tied career high with four three-pointers against NC State (3/4)... Made career-high 13 free throws and recorded career-high nine steals against Boston College (1/17)... Pulled down career-high 18 rebounds against Gardner-Webb (3/20)... Third on the team with 26 blocks this season... Recorded 11 double-doubles on the season... Scored 25 points and grabbed 13 rebounds along with four assists and four steals versus NC State (3/5) in first round of ACC Tournament... Named the Miami Holiday Classic MVP... Named to the Miami Thanksgiving All-Tournament team... Has started all 99 games of her three-year career.

2009-10 (SOPHOMORE)

Named a State Farm All-Region Nominee... Named First Team All-ACC, the first Miami player to do so since the 2005-06 season... Named to the All-ACC Defensive Team... Started all 36 games this season and all 66 in her career... Only player in the ACC to score in double-figures in every game this season... One of three ACC players named to the Naismith Trophy Midseason List... Second in ACC play with 19.0 points per game... Only player in the ACC to rank in the top-10 in scoring, rebounding and assists... Her .496 shooting percentage was the best among guards in the ACC... Ranks second in ACC play with 3.7 steals per game and a 1.3/1 assist to turnover ratio... Second in the ACC with ten double-doubles on the year...

Named to the WNIT All-Tournament Team... Scored 21 points in the WNIT Championship Game against Cal (4/3)... Scored 17 points, grabbed nine rebounds, dealt out seven assists and had four steals at Michigan (3/31)... Had a career game with 33 points and 10 rebounds against Providence (3/28)... Scored 20 points, eight boards, and six assists against North Carolina A&T... Led all players with 19 points, 10 rebounds, and 8 assists in the WNIT second round against Florida (3/21)... Led all scorers with 20 points and against FGCU in the first round of the WNIT (3/18), also had a game-high seven assists and grabbed six rebounds... Scored 15 points, grabbed seven rebounds... three assists and three steals against Wake Forest in the first round of the ACC Tournament (3/4)... Scored 18 points to go with 10 rebounds against Boston College (2/28) for her eighth double-double this season, also added six assists and two blocks... Scored 11 points to go with seven boards and six assists against Florida State (2/25)... Notched a game high 28 points against Georgia Tech (2/21)... Poured in a game-high 22 points at Clemson (2/18), tying a career-high with 10 made field goals... Scored a game-high 23 points at NC State (2/14), while also grabbing six rebounds and recording three assists... Scored 22 points, grabbed 11 rebounds and had five steals against Virginia (2/11), in recording her seventh double-double of the season... Named the ACC Player of the Week for the second time on the season (2/8)... Scored a team-high 16 points and grabbed nine rebounds against SIU Edwardsville (2/7)... Filled up the stat sheet against North Carolina (2/4) with 25 points, 10 rebounds, eight steals, six assists, and just one turnover... Tallied 14 points and grabbed seven rebounds to go along with four steals at Boston College (1/31)... Scored a team-high 20 points against Georgia Tech (1/27), including two free throws with 4.3 seconds left to send the game into overtime... Scored a team-high 18 points against Virginia Tech (1/24)... Scored 17 points and pulled down nine rebounds to break Maryland's 48-game home win streak (1/21)... Scored 19 points to go with nine rebounds and a season-high seven steals at Wake Forest (1/17)... Neared a triple-double with 19 points, nine rebounds, and seven assists against Duke (1/14)... Scored 10 points to go with five assists, four rebounds, and four steals to open conference play against Florida State (1/10)... Named the ACC Co-Player of the Week for the first time of her career (1/4)... Scored a career-high 29 points to go with nine rebounds, six assists and six steals at Miami (OH) (1/3)... Scored 12 points and grabbed seven rebounds with five assists against UNF (12/31)... Named to the Miami Wyndham Holiday All-Tournament Team... Scored a team-high 17 points against Texas (12/29)... An assist shy of a triple-double against Quinnipiac (12/28) with 20 points and 11 rebounds, also hit a career-high four three pointers... Scored a career-high 27 points at Cornell (12/21) while also hitting a career-best 10 field goals... Recorded her fourth double-double of the season with 20 points and a career-high tying 13 rebounds at Binghamton (12/19)... Scored 12 points against Nebraska (12/5)... Named the Wyndham Miami Thanksgiving Tournament MVP... Scored 15 points with six boards, four assists and four steals against UMass (11/28)... Her third double-double of the season came against Long Beach State (11/27) with 18 points and 13 rebounds... Recorded her second double-double of the season with 18 points and career-high tying 13 rebounds against Houston (11/24), also had a game-high six assists... Led all players with 20 points at UAB (11/21), her second time scoring 20 or more points on the season... Fell an assist shy of a double-double as she scored 16 points versus Bethune-Cookman (11/18)... Recorded sixth career double-double with 23 points and 12 rebounds at CSU Bakersfield (11/15), also added a game-high seven assists... Scored 12 points and grabbed seven rebounds in season-opening win at UC Riverside (11/13).

2008-09 (FRESHMAN)

Named to the 2008-09 ACC All-Freshman team and was named ACC Honorable mention... Only player in Division I to lead her team in scoring, rebounding, assists and steals during the 2008-09 season... Recorded team-highs in points (13) and rebounds (8) versus Boston College in the ACC Tournament (3/5)... Tied a team-high with eight rebounds to go along with five points and five assists versus Maryland (3/1)... Recorded 11 points and added nine rebounds, five assists and four steals at North Carolina (2/26)... Was named the ACC Rookie of the Week for the third time (2/22)... Had 10 rebounds to go along with 5 assists in a loss at Florida State (2/22)... Had a career-day at Virginia (2/19), scoring 25 points, grabbing nine rebounds and dishing out 10 assists, falling just one rebound shy of a triple-double... Scored 18 points and recorded seven rebounds, three assists, three blocks and five steals versus Boston College (2/16)... Was the teams' leading scorer with 11 points at Virginia Tech (2/12)... Pulled down eight rebounds to go with four assists and 20 points versus Florida State (2/8)... Had five rebounds and five assists to go with her 15 points at SIU Edwardsville (2/4)... Scored 22 points versus Wake Forest (2/1)... Scored 11 points to go with 13 rebounds to record her fourth double-double of the season versus NC State (1/22)... Scored 10 points and dealt out six assists at Boston College (1/18)... Recorded a career-high eight steals and had six points and five assists versus Georgia Tech (1/12)... Led her team with six assists at Duke (1/9)... Had 16 points and tied for the team-lead with seven rebounds versus Clemson (1/5)... Was named the ACC Rookie of the Week for the second time (1/6)... Scored nine points with six rebounds, six steals and four assists versus Cornell (1/2)... Named to the UM Holiday All-Tournament Team... Scored 21 points and tied for the team-lead with eight rebounds in 38 minutes versus No. 9/10 Auburn (12/30)... Scored 13 points and pulled down eight rebounds to go with her three steals versus Brown (12/29)... Went 5-6 from the floor and scored 11 points to go with her five assists and four steals versus Grambling State (12/21)... Had a team-high 15 points at UCF (12/18), also had four steals and six rebounds... Scored 10 points and grabbed a game-high eight rebounds versus Binghamton (12/13), also had three blocks and four steals... Nearly recorded a triple-double versus Indiana (12/5), scoring eight points to go with nine assists and nine rebounds... Named ACC Rookie of the Week (12/1)... Named UM Thanksgiving Tournament Most Valuable Player... Recorded her third double-double of the season with 11 points and 10 rebounds versus Santa Clara (11/29)... Scored 16 points to go with four steals and five boards versus Austin Peay (11/28)... Recorded her second double-double with 12 points and 12 rebounds at FIU (11/25)... Had impressive game at Houston (11/21) with 21 points, seven rebounds, six assists, and seven steals... Scored 19 points to go with 12 rebounds for her first double-double versus Green Bay (11/16)... Made collegiate debut versus Norfolk State (11/14), scoring 12 points with nine rebounds, also had five assists and three blocks.

PRIOR TO MIAMI

Named McDonald's All-American, WBCA All-American, Roberts Wesleyan Women of the Year, New York Miss Basketball, Section V, Western Regional and State Championship Most Valuable Player her senior season, in leading her team to a third straight state championship... Her junior season was named Section V, West Regional and State Championship MVP... Broke the school career record for points and rebounds... Was a member of the gold medal winning team at the Empire State Games... Holds school records for points and rebounds in a game.

PERSONAL

Intends to major in psychology... One of five siblings... Chose Miami because of the diversity and felt close with the players and the coaches cared about her as a person... Daughter of Michelle Reeves and Stan Johnson.

University of Miami
Miami Individual Game-by-Game (as of Oct 12, 2011)
All games

#42 Shenise Johnson

Opponent	Date	gs	min	Total		3-Pointers		Free throws		Rebounds				pf	a	t/o	blk	stl	pts	avg
				fg-fga	pct	3fg-fga	pct	ft-fa	pct	off	def	tot	avg							
KENNESAW STATE	11/12/10	*	26	6-10	.600	2-3	.667	2-2	1.000	2	8	10	10.0	1	4	4	3	3	16	16.0
at RV/21 Nebraska	11/17/10	*	35	10-22	.455	1-4	.250	5-6	.833	5	2	7	8.5	3	0	4	0	3	26	21.0
MIAMI (OH)	11/20/10	*	27	8-12	.667	1-2	.500	7-9	.778	6	5	11	9.3	2	3	1	0	5	24	22.0
UAB	11/22/10	*	34	6-11	.545	1-4	.250	5-5	1.000	1	4	5	8.3	0	4	2	2	2	18	21.0
FAU	11/26/10	*	27	6-14	.429	0-1	.000	2-2	1.000	1	7	8	8.2	1	5	2	1	5	14	19.8
UNC GREENSBORO	11/27/10	*	35	6-17	.353	1-2	.500	2-3	.667	5	5	10	8.5	2	3	3	1	1	15	18.8
SOUTHERN	11/29/10	*	28	5-9	.556	2-2	1.000	4-4	1.000	2	7	9	8.6	2	4	4	1	2	16	18.4
CSU BAKERSFIELD	12/5/10	*	31	6-13	.462	1-3	.333	2-2	1.000	8	7	15	9.4	1	4	3	0	3	15	18.0
20/12 GEORGETOWN	12/7/10	*	38	4-10	.400	2-4	.500	7-7	1.000	4	2	6	9.0	4	4	4	1	6	17	17.9
ALCORN STATE	12/11/10	*	23	7-11	.636	2-5	.400	0-0	.000	3	4	7	8.8	0	3	1	1	2	16	17.7
UC RIVERSIDE	12/18/10	*	24	7-13	.538	1-4	.250	3-4	.750	1	3	4	8.4	2	3	0	0	2	18	17.7
at Ole Miss	12/21/10	*	28	4-10	.400	1-3	.333	5-5	1.000	1	6	7	8.3	3	3	3	0	2	14	17.4
GEORGE WASHINGTON	12/28/10	*	31	8-14	.571	1-3	.333	2-2	1.000	2	4	6	8.1	0	3	4	3	5	19	17.5
MORGAN STATE	12/30/10	*	30	11-16	.688	0-3	.000	0-1	.000	7	3	10	8.2	3	6	2	2	4	22	17.9
LIPSCOMB	1/1/11	*	26	11-20	.550	0-3	.000	3-3	1.000	4	6	10	8.3	4	5	1	0	5	25	18.3
at Virginia	1/6/11	*	37	11-19	.579	1-6	.167	7-7	1.000	3	8	11	8.5	3	6	0	0	4	30	19.1
at Virginia Tech	01/09/11	*	29	7-15	.467	1-4	.250	4-4	1.000	1	2	3	8.2	2	3	2	0	1	19	19.1
CLEMSON	1/14/11	*	26	8-16	.500	0-5	.000	2-2	1.000	2	4	6	8.1	2	3	2	1	2	18	19.0
BOSTON COLLEGE	1/16/11	*	34	6-15	.400	0-1	.000	8-10	.800	2	5	7	8.0	1	5	3	2	9	20	19.1
at Florida State	01/24/11	*	36	7-18	.389	0-3	.000	7-10	.700	3	4	7	8.0	3	3	8	0	5	21	19.2
NC STATE	1/27/11	*	36	7-16	.438	2-5	.400	3-5	.600	5	4	9	8.0	2	3	6	0	4	19	19.1
25/RV GEORGIA TECH	1/30/11	*	38	7-12	.583	2-3	.667	7-10	.700	2	2	4	7.8	3	1	8	2	4	23	19.3
at 3/5 Duke	2-3-11	*	29	6-14	.429	0-4	.000	0-0	.000	3	5	8	7.8	4	5	4	1	2	12	19.0
12/11 MARYLAND	2/10/11	*	34	10-15	.667	4-6	.667	6-6	1.000	0	3	3	7.6	2	1	1	1	0	30	19.5
at 13/10 North Carolina	02/13/11	*	27	6-9	.667	2-3	.667	2-3	.667	2	4	6	7.6	4	1	4	0	2	16	19.3
at Boston College	2-17-11	*	39	8-17	.471	1-3	.333	13-14	.929	1	6	7	7.5	1	8	4	1	2	30	19.7
WAKE FOREST	2/21/11	*	33	6-12	.500	3-5	.600	4-4	1.000	2	6	8	7.6	1	4	2	0	5	19	19.7
14/12 FLORIDA STATE	2/24/11	*	39	6-18	.333	2-7	.286	11-12	.917	6	9	15	7.8	2	7	3	3	1	25	19.9
at Georgia Tech	2/27/11	*	29	5-11	.455	1-2	.500	0-0	.000	4	3	7	7.8	2	3	5	0	1	11	19.6
vs NC State	03/04/11	*	38	10-20	.500	4-5	.800	1-1	1.000	4	9	13	8.0	1	4	3	0	4	25	19.8
vs North Carolina	03/05/11	*	33	6-20	.300	2-7	.286	5-6	.833	5	9	14	8.2	4	4	4	0	3	19	19.7
vs Gardner-Webb	03/20/11	*	32	5-15	.333	1-5	.200	0-3	.000	9	9	18	8.5	4	6	2	0	2	11	19.5
vs Oklahoma	03/22/11	*	38	10-20	.500	2-6	.333	3-4	.750	1	3	4	8.3	2	6	3	0	3	25	19.6
Totals		33	1050	236-484	.488	44-126	.349	132-156	.846	107	168	275	8.3	71	127	102	26	104	648	19.6

Games played: 33
Minutes/game: 31.8
Points/game: 19.6
FG Pct: 48.8
3FG Pct: 34.9
FT Pct: 84.6

Rebounds/game: 8.3
Assists/game: 3.8
Turnovers/game: 3.1
Assist/turnover ratio: 1.2
Steals/game: 3.2
Blocks/game: 0.8

University of Miami Women's Basketball
Miami Individual Game-by-Game (as of Oct 12, 2011)
All games

#42 Shenise Johnson

Opponent	Date	gs	min	Total		3-Pointers		Free throws		Rebounds				pf	a	t/o	blk	stl	pts	avg	
				fg-fga	pct	3fg-fga	pct	ft-fa	pct	off	def	tot	avg								
at UC Riverside	11/13/09	*	30	5-10	.500	0-0	.000	2-5	.400	2	5	7	7.0	4	2	1	0	5	12	12.0	
at CSU Bakersfield	11/15/09	*	35	9-13	.692	0-2	.000	5-6	.833	2	10	12	9.5	1	7	5	2	1	23	17.5	
BETHUNE-COOKMAN	11/18/09	*	34	6-11	.545	2-5	.400	2-2	1.000	0	2	2	7.0	1	9	2	1	3	16	17.0	
at UAB	11/21/09	*	26	6-12	.500	3-3	1.000	5-6	.833	1	1	2	5.8	4	4	5	0	2	20	17.8	
HOUSTON	11/24/09	*	37	7-15	.467	1-2	.500	3-5	.600	4	9	13	7.2	3	6	4	0	1	18	17.8	
LONG BEACH STATE	11/27/09	*	33	6-11	.545	1-1	1.000	5-7	.714	4	9	13	8.2	1	1	4	1	1	18	17.8	
UMASS	11/28/09	*	38	4-12	.333	2-6	.333	5-6	.833	2	4	6	7.9	3	4	6	0	4	15	17.4	
NEBRASKA	12/5/09	*	36	5-13	.385	0-1	.000	2-2	1.000	0	3	3	7.3	5	3	6	0	0	12	16.8	
at Binghamton	12/19/09	*	36	8-15	.533	1-4	.250	3-3	1.000	4	9	13	7.9	1	1	1	0	3	20	17.1	
at Cornell	12/21/09	*	30	10-16	.625	2-3	.667	5-5	1.000	3	2	5	7.6	2	4	0	0	3	27	18.1	
QUINNIPIAC	12/28/09	*	28	7-14	.500	4-6	.667	2-2	1.000	6	5	11	7.9	1	9	1	1	4	20	18.3	
NO. 17/22 TEXAS	12/29/09	*	37	8-23	.348	1-3	.333	0-0	.000	3	3	6	7.8	0	3	3	1	3	17	18.2	
UNF	12/31/09	*	25	4-9	.444	0-2	.000	4-4	1.000	5	2	7	7.7	0	5	2	1	1	12	17.7	
at Miami (OH)	1/3/10	*	36	9-13	.692	1-3	.333	10-13	.769	2	7	9	7.8	3	6	5	0	6	29	18.5	
NO. 9 FLORIDA STATE	1/10/10	*	38	4-18	.222	1-6	.167	1-2	.500	2	2	4	7.5	2	5	5	1	4	10	17.9	
NO. 7 DUKE	1/14/09	*	38	7-17	.412	1-3	.333	4-6	.667	5	4	9	7.6	3	7	4	0	3	19	18.0	
at Wake Forest	1/17/10	*	37	7-14	.500	3-6	.500	2-3	.667	3	6	9	7.7	1	4	3	0	7	19	18.1	
at RV/RV Maryland	01/21/10	*	35	8-14	.571	0-2	.000	1-3	.333	2	7	9	7.8	1	3	1	1	4	17	18.0	
VIRGINIA TECH	1/24/10	*	34	6-14	.429	1-5	.200	5-8	.625	4	3	7	7.7	2	4	2	1	7	18	18.0	
at Georgia Tech	01/27/10	*	31	8-10	.800	2-4	.500	2-2	1.000	1	3	4	7.6	3	2	6	2	1	20	18.1	
at Boston College	1/31/10	*	34	6-17	.353	1-4	.250	1-1	1.000	4	3	7	7.5	2	3	8	0	4	14	17.9	
NO. 9 NORTH CAROLINA	2/4/10	*	34	7-12	.583	2-5	.400	9-11	.818	4	6	10	7.6	2	6	1	0	8	25	18.2	
SIU EDWARDSVILLE	2/7/10	*	28	6-8	.750	0-1	.000	4-4	1.000	1	8	9	7.7	1	3	3	0	2	16	18.1	
NO. 21 VIRGINIA	2/11/10	*	41	10-17	.588	1-3	.333	1-2	.500	4	7	11	7.8	1	3	6	1	5	22	18.3	
at NC State	02/14/10	*	31	9-15	.600	2-4	.500	3-3	1.000	3	3	6	7.8	2	3	2	1	0	23	18.5	
at Clemson	02/18/10	*	39	10-18	.556	0-2	.000	2-3	.667	3	1	4	7.6	2	4	0	2	2	22	18.6	
GEORGIA TECH	2/21/10	*	39	10-18	.556	2-5	.400	6-8	.750	2	2	4	7.5	3	4	2	1	3	28	19.0	
at No. 9 Florida State	02/25/10	*	33	4-10	.400	0-3	.000	3-3	1.000	4	3	7	7.5	3	6	4	0	3	11	18.7	
BOSTON COLLEGE	2/28/10	*	42	3-14	.214	2-3	.667	9-12	.750	4	6	10	7.6	1	6	2	2	1	17	18.6	
vs Wake Forest	03/04/10	*	39	6-15	.400	0-2	.000	3-4	.750	3	4	7	7.5	4	3	5	1	3	15	18.5	
FLORIDA GULF COAST	3/18/10	*	36	8-13	.615	0-3	.000	4-4	1.000	1	5	6	7.5	2	7	4	1	2	20	18.5	
FLORIDA	3/21/10	*	37	6-12	.500	3-7	.429	4-5	.800	5	5	10	7.6	1	8	7	0	3	19	18.6	
NORTH CAROLINA A&T	3/25/10	*	35	7-18	.389	2-4	.500	4-8	.500	3	5	8	7.6	2	6	3	0	3	20	18.6	
at Providence College	3/28/10	*	38	11-14	.786	4-4	1.000	7-8	.875	4	6	10	7.6	3	3	4	0	3	33	19.0	
at Michigan	03/31/10	*	36	6-13	.462	3-5	.600	2-2	1.000	3	6	9	7.7	0	7	4	0	4	17	19.0	
at California	04/03/10	*	38	8-18	.444	2-5	.400	3-4	.750	3	4	7	7.7	1	5	2	0	2	21	19.0	
Totals			36	1254	251-506	.496	50-127	.394	133-172	.773	106	170	276	7.7	71	166	123	21	111	685	19.0

Games played: 36
Minutes/game: 34.8
Points/game: 19.0
FG Pct: 49.6
3FG Pct: 39.4
FT Pct: 77.3

Rebounds/game: 7.7
Assists/game: 4.6
Turnovers/game: 3.4
Assist/turnover ratio: 1.3
Steals/game: 3.1
Blocks/game: 0.6

University of Miami Women's Basketball
University of Miami Individual Game-by-Game (as of Oct 12, 2011)
All games

#42 Shenise Johnson

Opponent	Date	gs	min	Total		3-Pointers		Free throws		Rebounds				pf	a	t/o	blk	stl	pts	avg
				fg-fga	pct	3fg-fga	pct	ft-fa	pct	off	def	tot	avg							
NORFOLK STATE	11/14/08	*	25	5-11	.455	1-1	1.000	1-1	1.000	3	6	9	9.0	1	5	1	3	2	12	12.0
UW-GREEN BAY	11/16/08	*	38	7-14	.500	0-1	.000	5-5	1.000	4	8	12	10.5	3	3	5	1	3	19	15.5
at Houston	11/21/08	*	36	7-17	.412	0-1	.000	7-8	.875	4	3	7	9.3	3	6	1	1	7	21	17.3
at FIU	11/25/08	*	27	4-11	.364	1-2	.500	3-3	1.000	4	8	12	10.0	4	4	2	0	1	12	16.0
APSU	11/28/08	*	28	5-9	.556	0-1	.000	6-6	1.000	0	5	5	9.0	3	2	5	0	4	16	16.0
SANTA CLARA	11/29/08	*	25	5-11	.455	1-3	.333	0-1	.000	1	9	10	9.2	2	2	2	1	2	11	15.2
FLORIDA A&M	12/01/08	*	25	3-12	.250	0-2	.000	2-2	1.000	1	3	4	8.4	3	4	0	0	2	8	14.1
INDIANA	12/5/08	*	36	3-16	.188	0-4	.000	2-3	.667	2	7	9	8.5	2	9	3	1	0	8	13.4
BINGHAMTON	12/13/08	*	25	4-9	.444	1-3	.333	1-2	.500	2	6	8	8.4	0	1	3	3	4	10	13.0
at UCF	12/18/08	*	31	5-13	.385	0-1	.000	5-6	.833	2	4	6	8.2	3	3	6	1	4	15	13.2
GRAMBLING STATE	12/21/08	*	27	5-6	.833	0-1	.000	1-3	.333	0	3	3	7.7	0	5	2	2	4	11	13.0
BROWN	12/29/08	*	26	5-13	.385	1-4	.250	2-2	1.000	4	4	8	7.8	2	2	1	0	3	13	13.0
NO. 9/10 AUBURN	12/30/08	*	38	8-16	.500	2-3	.667	3-3	1.000	1	7	8	7.8	2	4	6	3	1	21	13.6
CORNELL	1/2/09	*	29	4-15	.267	1-2	.500	0-0	.000	1	5	6	7.6	1	4	1	0	6	9	13.3
CLEMSON	01/05/09	*	34	7-18	.389	2-3	.667	0-0	.000	3	4	7	7.6	2	4	3	2	4	16	13.5
at No. 5/10 Duke	1-9-09	*	33	1-7	.143	0-4	.000	1-3	.333	0	5	5	7.4	2	6	7	1	2	3	12.8
NO. 24/22 GEORGIA TEC	1/12/09	*	34	2-6	.333	0-0	.000	2-2	1.000	1	2	3	7.2	3	5	4	1	8	6	12.4
at Boston College	1/18/09	*	35	5-13	.385	0-1	.000	0-0	.000	1	3	4	7.0	2	6	3	0	2	10	12.3
NC STATE	1/22/09	*	36	4-12	.333	1-1	1.000	2-2	1.000	5	8	13	7.3	2	3	3	1	1	11	12.2
at Georgia Tech	01/29/09	*	28	1-6	.167	0-1	.000	2-2	1.000	1	1	2	7.1	3	1	6	1	2	4	11.8
WAKE FOREST	2/1/09	*	37	7-15	.467	2-5	.400	6-6	1.000	1	2	3	6.9	3	1	2	0	1	22	12.3
at SIU Edwardsville	02/04/09	*	21	6-10	.600	1-1	1.000	2-2	1.000	1	4	5	6.8	4	5	2	0	1	15	12.4
NO. 15/19 FLORIDA STAT	2/8/09	*	34	6-19	.316	1-3	.333	7-10	.700	4	4	8	6.8	1	4	4	0	1	20	12.7
at Virginia Tech	02/12/09	*	28	4-14	.286	1-1	1.000	2-2	1.000	1	4	5	6.8	2	3	2	1	0	11	12.7
BC	2/16/09	*	34	9-15	.600	0-1	.000	0-0	.000	2	5	7	6.8	1	3	2	3	5	18	12.9
at No. 23/21 Virginia	2/19/09	*	43	9-18	.500	2-6	.333	5-5	1.000	2	7	9	6.8	4	10	4	0	1	25	13.3
at No. 11/12 Florida State	02/22/09	*	32	1-10	.100	0-1	.000	6-8	.750	5	5	10	7.0	1	5	5	1	1	8	13.1
at No. 9/10 North Carolina	02/26/09	*	31	3-12	.250	1-3	.333	4-4	1.000	4	5	9	7.0	4	5	7	1	4	11	13.1
NO. 5/5 MARYLAND	3/1/09	*	27	1-7	.143	0-0	.000	3-6	.500	3	5	8	7.1	1	5	4	1	1	5	12.8
vs Boston College	03/05/09	*	27	5-11	.455	1-2	.500	2-3	.667	6	2	8	7.1	4	2	2	0	1	13	12.8
Totals		30	930	141-366	.385	20-62	.323	82-100	.820	69	144	213	7.1	68	122	98	29	78	384	12.8


Games played: 30
Minutes/game: 31.0
Points/game: 12.8
FG Pct: 38.5
3FG Pct: 32.3
FT Pct: 82.0

Rebounds/game: 7.1
Assists/game: 4.1
Turnovers/game: 3.3
Assist/turnover ratio: 1.2
Steals/game: 2.6
Blocks/game: 1.0

Individual Career History

Shenise Johnson

			Total		3-Point		F-Throws		Rebounds											Scoring	
Season	gp-gs	min/avg	fg-fga	pct	fg-fga	pct	ft-fta	pct	off	def	tot	avg	pf	fo	ast	to	blk	stl	pts	avg	
2008-09	30-30	930/31.0	141-366	.385	20-62	.323	82-100	.820	69	144	213	7.1	68	0	122	98	29	78	384	12.8	
2009-10	36-36	1254/34.8	251-506	.496	50-127	.394	133-172	.773	106	170	276	7.7	71	1	166	123	21	111	685	19.0	
2010-11	33-33	1050/31.8	236-484	.488	44-126	.349	132-156	.846	107	168	275	8.3	71	0	127	102	26	104	648	19.6	
TOTAL	99-99	3234/32.7	628-1356	.463	114-315	.362	347-428	.811	282	482	764	7.7	210	1	415	323	76	293	1717	17.3	

	1 Riquna Williams	
	Class: Senior	Height: 5-7
	Hometown: Pahokee, Fla.	Position: Guard
	High School: Pahokee	



2010-11 (JUNIOR)

Named First Team All-ACC... Earned Honorable Mention Started all 33 games of 2010-11 season... Led the ACC and ranked 11th in the nation with 21.7 points per game... Eighth in the ACC with a .773 free throw percentage... Her 2.8 steals per game ranked third in the ACC and 30th in the nation... Third in the ACC with 2.3 three-pointers per game... Led the team in points 18 times in 2010-11 season... Led the team in steals 10 times in 2010-11 season... Eclipsed 1,000 career points against Miami (OH) (11/20)... Named the ACC Player of the week four times (12/13, 12/27, 1/17 and 1/31)... Tied career high with 12 field goals made versus NC State (1/27)... Made career-best 140 free throws on season... Pulled down career best 176 rebounds on season... Had career-best 93 assist on the season... Recorded a career-best 16 blocks on the season... Recorded a career-best 91 steals on the season... Made career-best 10 free throws against Gardner-Webb (3/20)... Tied career-best with 11 rebounds against Kennesaw State (11/12) and Lipscomb (1/1)... Led team in season points (717), points per game (21.7), field goal attempts (632), field goals made (251), three-point attempts (252), three-pointers made (75) and free throws made (140)... Second on team in season assists (93) and assists per game (2.8)... Scored season high 33 points against Boston College (1/16)... Played a career-best 41 minutes against Georgia Tech (1/30)... Grabbed a career-high nine steals versus Morgan State (12/30) - tied for second most in school history... Scored 20 or more points 19 times in the 2010-11 season... Scored 28 points in her NCAA Tournament debut against Gardner-Webb (3/20)... Named to Miami Holiday All-Classic Team.

2009-10 (SOPHOMORE)

Named Second Team All-ACC... Started 25 of 36 games this season... Has scored 27 or more points in eight games this year... Led Miami and was second in the ACC with 19.6 points per game... Led the conference with 106 made three-pointers this season - setting a new school single season record, the second most in ACC history, and the most in ACC history for a sophomore... Scored in double figures in all but three games on the season... Named to the WNIT All-Tournament Team... Scored 20 points against Cal in the WNIT Championship Game (4/3)... Connected on seven three-point attempts, scoring a game-high 26 points at Michigan (3/31)... Knocked down six three pointers and scored 21 points against North Carolina A&T

(3/25)... Scored 15 points against Florida (3/21) in the WNIT second round... Grabbed seven rebounds and scored seven points in the first round of the WNIT against FGCU (3/18)... Scored a game-high 28 points while grabbing six rebounds against Wake Forest in the first round of the ACC Tournament (3/4)... Led all scorers with 27 points against Boston College (2/28), hitting five threes along the way... Scored a team-high 22 points against Florida State (2/25)... Scored 18 points, including 15 straight against Georgia Tech (2/21)... Went 3-of-3 from beyond the arc, scoring 17 points at Clemson (2/18)... Scored nine points and dished out three assists at NC State (2/14)... Racked up 15 points against Virginia (2/11)... Scored 12 points and had a career-high seven steals against SIU Edwardsville (2/7)... Scored 19 points against North Carolina (2/4)... At Boston College (1/31), scored 11 points and had eight rebounds while adding four steals... Scored 19 points against Georgia Tech (1/27)... Scored 15 points and pulled down seven rebounds against Virginia Tech (1/24)... Scored a game-high 19 points and sank the game winning shot with three seconds left against Maryland... Scored 17 points against Wake Forest (1/17)... Named ACC Player of the Week for the second time this season (1/10)... Scored a game-high 27 points against Florida State (1/10)... Scored a game-high 23 points and had five steals against UNF (12/31)... Named to the Miami Wyndham Holiday All-Tournament Team... Scored 16 points against Texas (12/29)... Hit four three-pointers on her way to a game-high 22 points against Quinnipiac (12/28)... Scored 24 points and dished out a career-high 10 assists for her first career double-double at Cornell (12/21)... Led all scorers with 28 points at Binghamton (12/19) and had a career-high six steals... Scored a game-high 18 points against Nebraska (12/5)... Dished out a career-best five assists against UMass (11/28) while scoring 17 points and grabbing five rebounds... Scored 15 points with three assists against Long Beach State (11/27)... Had a game-high 28 points, with 21 in the second half against Houston (11/24), also hit four three-pointers and collected five rebounds... Scored 18 points at UAB (11/21), 15 in the second-half, also had career-highs in rebounds (9) and minutes played (39)... Scored a game-high 29 points versus Bethune-Cookman (11/18)... Named ACC Player of the Week (11/16) for her performance against UC Riverside and CSU Bakersfield... Set a school record hitting eight three pointers at CSU Bakersfield (11/15), hit five three pointers in first four minutes of second half... Recorded career-high in points (34) in season-opening win at UC Riverside (11/13).

2008-09 (FRESHMAN)

Led Miami with 17 points to go along with four steals versus Maryland (3/1)... Scored eight points in 12 minutes versus North Carolina (2/26)... Had five steals and nine points versus Boston College (2/16)... Scored 15 points versus Wake Forest (2/1)... Scored 10 points with five rebounds at Georgia Tech (1/29)... Led Miami with 18 points versus NC State (1/22)... Led Miami with 13 points at Boston College (1/18)... Scored nine points versus Georgia Tech (1/12)... Scored nine points at Duke (1/9)... Hit a season-high 23 points versus Clemson (12/5)... Scored 18 points versus Cornell (1/2)... Had 13 points versus Brown (12/29), also had five steals and five blocks... Scored 11 points and ripped down six rebounds versus Grambling State (12/21)... Hit two three-pointers and scored nine points at UCF (12/18)... Scored eight points with two three-pointers versus Binghamton (12/13)... Made three three-pointers on her way to 11 points versus Indiana (12/5)... Grabbed five rebounds versus Florida A&M (12/1)... Picked up three steals versus Austin Peay (11/28)... Scored seven points, including her first career three pointer at FIU (11/25)... Made her collegiate debut with four points at Houston (11/21).

PRIOR TO MIAMI

Elected team MVP and captain by her teammates both her junior and senior seasons... Was named first team all-state her senior season... Scored a school record of 55 points against the defending state champions and averaged 32.5 points per game... Has five letters in basketball, flag football and track and field... Named to the honor roll her final year at Pahokee High School.

PERSONAL

Intends to major in sports administration... The youngest of five siblings... Chose Miami because she was treated like family and its close to her home and family... Daughter of Shirley Williams.

University of Miami
Miami Individual Game-by-Game (as of Oct 12, 2011)
All games

#01 Riquna Williams

Opponent	Date	gs	min	Total		3-Pointers		Free throws		Rebounds				pf	a	t/o	blk	stl	pts	avg	
				fg-fga	pct	3fg-fga	pct	ft-fa	pct	off	def	tot	avg								
KENNESAW STATE	11/12/10	*	25	9-20	.450	0-4	.000	3-3	1.000	6	5	11	11.0	1	2	3	0	3	21	21.0	
at RV/21 Nebraska	11/17/10	*	31	11-23	.478	2-5	.400	4-4	1.000	1	2	3	7.0	2	1	0	0	5	28	24.5	
MIAMI (OH)	11/20/10	*	27	6-19	.316	3-11	.273	3-3	1.000	1	5	6	6.7	2	6	0	0	3	18	22.3	
UAB	11/22/10	*	35	8-16	.500	5-7	.714	2-5	.400	2	3	5	6.3	3	4	1	1	3	23	22.5	
FAU	11/26/10	*	19	5-13	.385	2-6	.333	1-2	.500	1	1	2	5.4	4	3	0	0	3	13	20.6	
UNC GREENSBORO	11/27/10	*	31	4-16	.250	1-8	.125	9-10	.900	1	7	8	5.8	2	3	2	1	0	18	20.2	
SOUTHERN	11/29/10	*	26	8-17	.471	1-7	.143	2-3	.667	2	2	4	5.6	1	3	0	0	3	19	20.0	
CSU BAKERSFIELD	12/5/10	*	32	9-24	.375	0-8	.000	6-7	.857	1	0	1	5.0	2	4	3	0	2	24	20.5	
20/12 GEORGETOWN	12/7/10	*	39	7-22	.318	3-12	.250	6-6	1.000	2	4	6	5.1	3	1	3	2	1	23	20.8	
ALCORN STATE	12/11/10	*	23	7-12	.583	0-5	.000	4-6	.667	0	5	5	5.1	2	4	1	2	4	18	20.5	
UC RIVERSIDE	12/18/10	*	26	4-12	.333	1-6	.167	2-4	.500	2	2	4	5.0	3	2	2	1	5	11	19.6	
at Ole Miss	12/21/10	*	28	10-16	.625	3-8	.375	5-6	.833	1	3	4	4.9	3	2	2	1	2	28	20.3	
GEORGE WASHINGTON	12/28/10	*	24	5-13	.385	4-10	.400	3-4	.750	0	1	1	4.6	3	3	1	0	1	17	20.1	
MORGAN STATE	12/30/10	*	30	3-16	.188	0-4	.000	2-4	.500	1	3	4	4.6	3	2	0	0	9	8	19.2	
LIPSCOMB	1/1/11	*	30	8-18	.444	0-2	.000	8-8	1.000	5	6	11	5.0	3	4	4	0	7	24	19.5	
at Virginia	1/6/11	*	35	6-19	.316	1-6	.167	9-11	.818	2	2	4	4.9	3	1	7	1	2	22	19.7	
at Virginia Tech	01/09/11	*	32	8-20	.400	2-7	.286	3-5	.600	2	1	3	4.8	3	1	5	0	2	21	19.8	
CLEMSON	1/14/11	*	22	11-15	.733	6-8	.750	1-1	1.000	3	4	7	4.9	0	5	4	0	6	29	20.3	
BOSTON COLLEGE	1/16/11	*	38	11-29	.379	6-13	.462	5-6	.833	2	3	5	4.9	3	2	3	0	2	33	20.9	
at Florida State	01/24/11	*	38	6-24	.250	2-9	.222	4-4	1.000	1	6	7	5.1	3	0	1	0	3	18	20.8	
NC STATE	1/27/11	*	36	12-22	.545	2-7	.286	1-3	.333	4	1	5	5.0	3	4	5	0	2	27	21.1	
25/RV GEORGIA TECH	1/30/11	*	41	9-20	.450	1-5	.200	8-10	.800	1	0	1	4.9	4	3	4	0	5	27	21.4	
at 3/5 Duke	2-3-11	*	38	8-25	.320	5-12	.417	6-10	.600	1	2	3	4.8	1	1	6	0	2	27	21.6	
12/11 MARYLAND	2/10/11	*	35	6-19	.316	1-6	.167	3-5	.600	1	2	3	4.7	2	4	2	2	3	16	21.4	
at 13/10 North Carolina	02/13/11	*	36	9-31	.290	4-12	.333	3-4	.750	1	8	9	4.9	3	4	3	0	2	25	21.5	
at Boston College	2-17-11	*	35	11-21	.524	0-2	.000	3-6	.500	3	5	8	5.0	1	2	1	0	1	25	21.7	
WAKE FOREST	2/21/11	*	22	6-16	.375	3-11	.273	1-1	1.000	0	5	5	5.0	3	3	3	0	0	16	21.4	
14/12 FLORIDA STATE	2/24/11	*	37	5-16	.313	4-10	.400	4-4	1.000	4	5	9	5.1	3	2	3	1	0	18	21.3	
at Georgia Tech	2/27/11	*	37	11-20	.550	4-6	.667	6-7	.857	1	5	6	5.2	0	3	6	0	5	32	21.7	
vs NC State	03/04/11	*	29	7-19	.368	1-9	.111	7-10	.700	3	2	5	5.2	3	6	4	1	0	22	21.7	
vs North Carolina	03/05/11	*	35	8-24	.333	4-11	.364	1-2	.500	0	5	5	5.2	3	1	4	1	0	21	21.7	
vs Gardner-Webb	03/20/11	*	36	8-19	.421	2-8	.250	10-11	.909	2	7	9	5.3	0	3	2	1	4	28	21.9	
vs Oklahoma	03/22/11	*	28	5-16	.313	2-7	.286	5-6	.833	3	4	7	5.3	5	4	3	1	1	17	21.7	
Totals			33	1036	251-632	.397	75-252	.298	140-181	.773	60	116	176	5.3	80	93	88	16	91	717	21.7

Games played: 33
Minutes/game: 31.4
Points/game: 21.7
FG Pct: 39.7
3FG Pct: 29.8
FT Pct: 77.3

Rebounds/game: 5.3
Assists/game: 2.8
Turnovers/game: 2.7
Assist/turnover ratio: 1.1
Steals/game: 2.8
Blocks/game: 0.5

University of Miami Women's Basketball
Miami Individual Game-by-Game (as of Oct 12, 2011)
All games

#01 Riquna Williams

Opponent	Date	gs	min	Total		3-Pointers		Free throws		Rebounds				pf	a	t/o	blk	stl	pts	avg	
				fg-fga	pct	3fg-fga	pct	ft-fa	pct	off	def	tot	avg								
at UC Riverside	11/13/09	*	32	11-21	.524	6-12	.500	6-6	1.000	0	3	3	3.0	2	2	2	0	3	34	34.0	
at CSU Bakersfield	11/15/09	*	29	10-19	.526	8-14	.571	2-2	1.000	1	5	6	4.5	3	2	1	1	1	30	32.0	
BETHUNE-COOKMAN	11/18/09	*	31	12-22	.545	3-8	.375	2-2	1.000	4	3	7	5.3	3	3	2	0	2	29	31.0	
at UAB	11/21/09	*	39	5-22	.227	2-9	.222	6-6	1.000	1	8	9	6.3	1	4	4	1	0	18	27.8	
HOUSTON	11/24/09	*	38	11-19	.579	4-7	.571	2-2	1.000	0	5	5	6.0	3	3	3	0	1	28	27.8	
LONG BEACH STATE	11/27/09	*	34	3-10	.300	2-7	.286	7-8	.875	1	1	2	5.3	2	3	1	0	1	15	25.7	
UMASS	11/28/09	*	37	6-18	.333	2-8	.250	3-5	.600	0	5	5	5.3	3	5	0	0	1	17	24.4	
NEBRASKA	12/5/09	*	35	7-13	.538	0-1	.000	4-6	.667	2	3	5	5.3	5	2	6	0	3	18	23.6	
at Binghamton	12/19/09	*	28	10-24	.417	4-13	.308	4-4	1.000	4	3	7	5.4	1	1	1	1	6	28	24.1	
at Cornell	12/21/09	*	22	10-19	.526	4-9	.444	0-2	.000	1	5	6	5.5	3	10	3	0	0	24	24.1	
QUINNIPIAC	12/28/09	*	26	9-20	.450	4-12	.333	0-0	.000	2	2	4	5.4	2	4	2	1	3	22	23.9	
NO. 17/22 TEXAS	12/29/09	*	38	7-21	.333	1-9	.111	1-2	.500	0	2	2	5.1	3	2	2	1	2	16	23.3	
UNF	12/31/09	*	23	8-16	.500	5-10	.500	2-2	1.000	0	1	1	4.8	1	0	2	1	5	23	23.2	
at Miami (OH)	1/3/10	*	22	3-13	.231	1-8	.125	0-0	.000	0	0	0	4.4	2	1	1	0	2	7	22.1	
NO. 9 FLORIDA STATE	1/10/10	*	35	8-18	.444	3-10	.300	8-12	.667	0	2	2	4.3	2	1	5	1	2	27	22.4	
NO. 7 DUKE	1/14/09	*	31	4-23	.174	2-9	.222	0-0	.000	1	2	3	4.2	2	2	2	2	1	10	21.6	
at Wake Forest	1/17/10	*	37	6-18	.333	2-7	.286	3-7	.429	3	1	4	4.2	0	1	1	0	1	17	21.4	
at RV/RV Maryland	01/21/10	*	26	7-17	.412	4-9	.444	1-1	1.000	0	4	4	4.2	4	0	2	0	1	19	21.2	
VIRGINIA TECH	1/24/10	*	28	4-17	.235	1-5	.200	6-9	.667	5	2	7	4.3	4	0	3	2	0	15	20.9	
at Georgia Tech	01/27/10	*	38	8-22	.364	1-8	.125	2-3	.667	2	4	6	4.4	5	3	3	0	4	19	20.8	
at Boston College	1/31/10	*	23	5-13	.385	1-4	.250	0-2	.000	3	5	8	4.6	4	1	4	0	4	11	20.3	
NO. 9 NORTH CAROLINA	2/4/10	*	32	7-21	.333	3-12	.250	2-3	.667	3	3	6	4.6	0	1	0	0	2	19	20.3	
SIU EDWARDSVILLE	2/7/10	*	28	5-11	.455	2-7	.286	0-0	.000	0	0	0	4.4	3	2	4	1	7	12	19.9	
NO. 21 VIRGINIA	2/11/10	*	39	5-20	.250	1-6	.167	4-4	1.000	0	7	7	4.5	3	1	0	2	2	15	19.7	
at NC State	02/14/10	*	32	4-15	.267	1-6	.167	0-0	.000	0	0	0	4.4	2	3	4	1	0	9	19.3	
at Clemson	02/18/10		28	7-14	.500	3-3	1.000	0-0	.000	1	1	2	4.3	1	0	3	0	2	17	19.2	
GEORGIA TECH	2/21/10		26	6-14	.429	4-7	.571	2-5	.400	0	6	6	4.3	3	1	4	0	1	18	19.1	
at No. 9 Florida State	02/25/10		30	8-19	.421	4-10	.400	2-2	1.000	0	3	3	4.3	4	0	3	0	1	22	19.3	
BOSTON COLLEGE	2/28/10		36	9-22	.409	5-10	.500	4-4	1.000	1	3	4	4.3	3	0	2	0	1	27	19.5	
vs Wake Forest	03/04/10		34	10-25	.400	2-9	.222	6-9	.667	1	5	6	4.3	1	0	5	0	1	28	19.8	
FLORIDA GULF COAST	3/18/10		27	2-9	.222	0-3	.000	3-4	.750	1	6	7	4.4	2	0	2	0	1	7	19.4	
FLORIDA	3/21/10		23	5-11	.455	3-6	.500	2-3	.667	1	3	4	4.4	3	2	2	1	1	15	19.3	
NORTH CAROLINA A&T	3/25/10		21	6-10	.600	5-7	.714	4-6	.667	0	4	4	4.4	4	1	2	1	1	21	19.3	
at Providence College	3/28/10		26	8-15	.533	4-8	.500	4-4	1.000	1	3	4	4.4	2	0	3	0	0	24	19.4	
at Michigan	03/31/10		28	9-20	.450	7-15	.467	1-1	1.000	0	2	2	4.3	2	0	1	0	1	26	19.6	
at California	04/03/10		32	8-17	.471	2-6	.333	2-3	.667	0	1	1	4.2	4	1	5	0	0	20	19.6	
Totals			25	1094	253-628	.403	106-294	.361	95-129	.736	39	113	152	4.2	92	62	90	17	64	707	19.6

Games played: 36
Minutes/game: 30.4
Points/game: 19.6
FG Pct: 40.3
3FG Pct: 36.1
FT Pct: 73.6

Rebounds/game: 4.2
Assists/game: 1.7
Turnovers/game: 2.5
Assist/turnover ratio: 0.7
Steals/game: 1.8
Blocks/game: 0.5

University of Miami Women's Basketball
University of Miami Individual Game-by-Game (as of Oct 12, 2011)
All games

#01 Riquna Williams

Opponent	Date	gs	min	Total		3-Pointers		Free throws		Rebounds				pf	a	t/o	blk	stl	pts	avg
				fg-fga	pct	3fg-fga	pct	ft-fa	pct	off	def	tot	avg							
at Houston	11/21/08		15	2-8	.250	0-4	.000	0-0	.000	2	1	3	3.0	1	0	3	1	0	4	4.0
at FIU	11/25/08		16	2-13	.154	1-8	.125	2-2	1.000	2	0	2	2.5	3	0	3	0	4	7	5.5
APSU	11/28/08		17	1-5	.200	1-2	.500	0-0	.000	0	2	2	2.3	2	2	2	0	3	3	4.7
SANTA CLARA	11/29/08		13	1-5	.200	0-4	.000	2-2	1.000	0	1	1	2.0	1	0	2	0	1	4	4.5
FLORIDA A&M	12/01/08		11	0-5	.000	0-1	.000	2-2	1.000	0	5	5	2.6	1	0	1	1	0	2	4.0
INDIANA	12/5/08		16	4-13	.308	3-5	.600	0-0	.000	2	1	3	2.7	5	0	1	0	0	11	5.2
BINGHAMTON	12/13/08		14	3-9	.333	2-7	.286	0-0	.000	0	1	1	2.4	2	1	1	0	0	8	5.6
at UCF	12/18/08		17	3-9	.333	2-6	.333	1-2	.500	0	1	1	2.3	3	2	2	0	1	9	6.0
GRAMBLING STATE	12/21/08		20	4-10	.400	0-3	.000	3-5	.600	4	2	6	2.7	2	2	4	0	1	11	6.6
BROWN	12/29/08		16	5-12	.417	1-2	.500	2-2	1.000	1	2	3	2.7	1	0	2	5	5	13	7.2
NO. 9/10 AUBURN	12/30/08		12	0-3	.000	0-2	.000	0-0	.000	0	0	0	2.5	2	2	2	0	1	0	6.5
CORNELL	1/2/09	*	26	8-13	.615	2-4	.500	0-0	.000	1	2	3	2.5	1	0	0	1	1	18	7.5
CLEMSON	01/05/09	*	27	7-15	.467	2-5	.400	7-7	1.000	1	3	4	2.6	0	2	0	0	4	23	8.7
at No. 5/10 Duke	1-9-09	*	21	3-13	.231	0-5	.000	3-4	.750	2	1	3	2.6	1	0	3	0	1	9	8.7
NO. 24/22 GEORGIA TEC	1/12/09		23	3-12	.250	0-4	.000	3-4	.750	0	1	1	2.5	2	1	2	0	2	9	8.7
at Boston College	1/18/09		27	6-18	.333	0-6	.000	1-3	.333	1	0	1	2.4	2	1	1	0	1	13	9.0
NC STATE	1/22/09	*	29	4-12	.333	1-6	.167	9-10	.900	0	2	2	2.4	2	1	1	0	1	18	9.5
at Georgia Tech	01/29/09	*	24	3-14	.214	3-7	.429	1-3	.333	2	3	5	2.6	2	0	4	0	3	10	9.6
WAKE FOREST	2/1/09	*	18	5-10	.500	3-6	.500	2-3	.667	0	2	2	2.5	3	2	2	0	2	15	9.8
at Virginia Tech	02/12/09		2	0-2	.000	0-1	.000	0-0	.000	0	0	0	2.4	0	0	0	1	0	0	9.4
BC	2/16/09		22	3-12	.250	0-4	.000	3-3	1.000	0	0	0	2.3	1	0	1	2	5	9	9.3
at No. 23/21 Virginia	2/19/09		11	1-7	.143	1-5	.200	0-0	.000	0	0	0	2.2	2	0	2	0	1	3	9.0
at No. 11/12 Florida State	02/22/09		11	0-9	.000	0-4	.000	1-2	.500	0	1	1	2.1	1	1	0	0	3	1	8.7
at No. 9/10 North Carolina	02/26/09		12	4-11	.364	0-2	.000	0-0	.000	1	0	1	2.1	1	1	1	0	0	8	8.7
NO. 5/5 MARYLAND	3/1/09		26	6-16	.375	2-7	.286	3-5	.600	0	1	1	2.0	2	1	2	0	4	17	9.0
vs Boston College	03/05/09		9	0-5	.000	0-1	.000	2-2	1.000	0	0	0	2.0	1	0	1	0	0	2	8.7
Totals		6	455	78-261	.299	24-111	.216	47-61	.770	19	32	51	2.0	44	19	43	11	44	227	8.7

Games played: 26
 Minutes/game: 17.5
 Points/game: 8.7
 FG Pct: 29.9
 3FG Pct: 21.6
 FT Pct: 77.0

Rebounds/game: 2.0
 Assists/game: 0.7
 Turnovers/game: 1.7
 Assist/turnover ratio: 0.4
 Steals/game: 1.7
 Blocks/game: 0.4

Individual Career History

Riquna Williams

			Total		3-Point		F-Throws		Rebounds										Scoring	
Season	gp-gs	min/avg	fg-fga	pct	fg-fga	pct	ft-fta	pct	off	def	tot	avg	pf	fo	ast	to	blk	stl	pts	avg
2008-09	26-6	455/17.5	78-261	.299	24-111	.216	47-61	.770	19	32	51	2.0	44	1	19	43	11	44	227	8.7
2009-10	36-25	1094/30.4	253-628	.403	106-294	.361	95-129	.736	39	113	152	4.2	92	2	62	90	17	64	707	19.6
2010-11	33-33	1036/31.4	251-632	.397	75-252	.298	140-181	.773	60	116	176	5.3	80	1	93	88	16	91	717	21.7
TOTAL	95-64	2585/27.2	582-1521	.383	205-657	.312	282-371	.760	118	261	379	4.0	216	4	174	221	44	199	1651	17.4



32 Morgan Stroman

Class:

Junior

Height:

6-1

Hometown:

Hopkins, S.C.

Position:

Forward

High School:

Lower Richland

**2010-11 (SOPHOMORE)**

Named Third Team All-ACC... Started all 33 games of the 2010-11 season... Scored a career-high 21 points on three occasions during 2010-11 season... Named the Miami Thanksgiving Tournament MVP... Finished season tied for first with 29 blocked shots and outright first on team in offensive rebounds (107) and steals (109)... Finished season second on team in rebounds (270), rebounds per game (8.2) and defensive rebounds (163)... Led team in field goal percentage (.519) and free throw attempts (187)... Finished season third on team in points (450), scoring average (13.6), field goal attempts (316), field goals made (164) and free throws made (121)... Tied career high with eight free throws made at North Carolina (2/13) and four assists at Georgia Tech (2/27)... Led team in rebounds 16 times, blocked shots 12 times and steals 14 times during 2010-11 season... Ranked 11th in the ACC with 13.6 points per game... Led ACC and finished fifth in the nation with 3.3 steals per game... Tied for first on team with 11 double-doubles on the season.

2009-10 (FRESHMAN)

Played in all 36 games, starting 21... Led ACC freshmen in steals (1.8)... In conference play ranked eighth among freshman with 7.4 points per game... Her 5.9 rebounds on the year ranked third among ACC freshman... Scored eight points and pulled down nine rebounds at Michigan (3/31)... Grabbed nine rebounds against Providence... Had 12 points and five rebounds against North Carolina A&T (3/25)... Scored 13 points in the first round of the WNIT against FGCU (3/18)... Grabbed nine rebounds and scored five points against Wake Forest in the first round of the ACC Tournament (3/4)... Hit game tying layup with under a second to go in regulation against Boston College (2/28), while scoring seven points and recording three steals... Grabbed seven rebounds against Florida State (2/25)... Scored 10 points with two steals at Clemson (2/18)... Grabbed a team-high eight rebounds to go with three steals at NC State (2/14)... Recorded her third double-double of the season, scoring 13 points and grabbing 10 rebounds against SIU Edwardsville (2/7)... Scored eight points with four rebounds and three steals at Boston College (1/31)... Had a career highs with four blocks and 31 minutes played against Georgia Tech (1/27)... Scored 10 points on eight of 10 free throw shooting at Maryland (1/21)... Scored 15 points and six rebounds against Duke (1/14)... Named ACC Freshman of the Week (1/10) for the first time in her career after grabbing five rebounds, and scoring 14 points, including going six of seven from the free throw line in the victory over Florida State

(1/10)... Grabbed seven rebounds at Miami (OH) (1/3)... Had six points, five rebounds and three assists against UNF (12/31)... Scored eight points with five rebounds against Texas (12/29)... Scored 12 points and grabbed eight rebounds against Quinnipiac (12/28)... Scored eight points, while matching a season-best two blocks at Cornell (12/21)... Grabbed 10 rebounds and scored six points at Binghamton (12/19) in her first collegiate start... Played a career-high 30 minutes while scoring six points and pulling down six rebounds against Nebraska (12/5)... Recorded her second double-double of the season against Long Beach State (11/27) with 13 points and 12 rebounds... Scored eight points and pulled down seven rebounds at UAB (11/21)... In third collegiate game, recorded her first double-double with 10 points and 10 rebounds versus Bethune-Cookman (11/18)... Scored 17 points in second collegiate game at CSU Bakersfield (11/15), while recording a game-high five steals... Made collegiate debut with four points and seven rebounds in season-opening win at UC Riverside, also had two assists and two blocks (11/13).

PRIOR TO MIAMI

Named McDonald's All-American, Parade All-American Third-Team, South Carolina Gatorade Player of the Year, EA Sports All-American, Sporting News Preseason All-American, The State Newspaper Basketball All-Area Player of the Year, South Carolina Coaches Association 3A Player of the Year and South Carolina Hall of Fame Amateur Athlete of the Year... Inducted into school's girls basketball ring of honor during her senior season... Scored 1,459 points during high school career... Led her team to four consecutive South Carolina State Championships... Played on the varsity basketball team since the seventh grade, earning six letters... A four-time letterwinner in volleyball.

PERSONAL

Intends to major in Sports Administration... The daughter of Debbie and Donnie Stroman and has two brothers... Enjoys playing volleyball and going to the movies... Chose Miami due to the chemistry with the team and wanted to help build up the program.

University of Miami
Miami Individual Game-by-Game (as of Oct 12, 2011)
All games

#32 Morgan Stroman

Opponent	Date	gs	min	Total		3-Pointers		Free throws		Rebounds				pf	a	t/o	blk	stl	pts	avg	
				fg-fga	pct	3fg-fga	pct	ft-fa	pct	off	def	tot	avg								
KENNESAW STATE	11/12/10	*	24	8-12	.667	0-0	.000	5-7	.714	8	4	12	12.0	2	3	2	2	7	21	21.0	
at RV/21 Nebraska	11/17/10	*	28	3-8	.375	0-0	.000	2-4	.500	1	5	6	9.0	3	1	2	0	4	8	14.5	
MIAMI (OH)	11/20/10	*	26	6-11	.545	0-0	.000	4-8	.500	0	4	4	7.3	2	3	0	1	4	16	15.0	
UAB	11/22/10	*	31	5-10	.500	0-0	.000	2-2	1.000	1	6	7	7.3	3	2	4	1	0	12	14.3	
FAU	11/26/10	*	24	9-12	.750	0-0	.000	3-5	.600	4	3	7	7.2	2	2	3	0	4	21	15.6	
UNC GREENSBORO	11/27/10	*	22	7-15	.467	0-1	.000	1-1	1.000	5	3	8	7.3	4	2	1	1	1	15	15.5	
SOUTHERN	11/29/10	*	26	7-9	.778	1-1	1.000	5-8	.625	4	9	13	8.1	1	1	1	2	1	20	16.1	
CSU BAKERSFIELD	12/5/10	*	28	9-14	.643	0-1	.000	3-7	.429	7	9	16	9.1	2	1	2	0	4	21	16.8	
20/12 GEORGETOWN	12/7/10	*	41	4-10	.400	0-0	.000	0-2	.000	1	6	7	8.9	1	3	4	2	4	8	15.8	
ALCORN STATE	12/11/10	*	12	3-4	.750	0-0	.000	2-4	.500	4	3	7	8.7	3	1	1	0	1	8	15.0	
UC RIVERSIDE	12/18/10	*	24	6-10	.600	0-0	.000	7-10	.700	4	1	5	8.4	1	2	0	0	2	19	15.4	
at Ole Miss	12/21/10	*	26	3-8	.375	0-0	.000	3-4	.750	2	4	6	8.2	3	3	5	0	4	9	14.8	
GEORGE WASHINGTON	12/28/10	*	24	4-9	.444	0-0	.000	2-2	1.000	2	4	6	8.0	1	4	0	0	6	10	14.5	
MORGAN STATE	12/30/10	*	16	5-9	.556	0-0	.000	1-4	.250	4	4	8	8.0	4	3	3	1	1	11	14.2	
LIPSCOMB	1/1/11	*	21	6-6	1.000	0-0	.000	8-10	.800	2	8	10	8.1	3	0	3	1	4	20	14.6	
at Virginia	1/6/11	*	34	4-8	.500	0-0	.000	4-4	1.000	4	8	12	8.4	3	3	2	0	4	12	14.4	
at Virginia Tech	01/09/11	*	32	5-8	.625	0-0	.000	5-7	.714	5	7	12	8.6	3	2	4	2	3	15	14.5	
CLEMSON	1/14/11	*	20	1-3	.333	0-0	.000	3-6	.500	0	3	3	8.3	4	0	3	0	1	5	13.9	
BOSTON COLLEGE	1/16/11	*	34	1-4	.250	0-0	.000	3-6	.500	1	1	2	7.9	3	1	1	0	5	5	13.5	
at Florida State	01/24/11	*	27	3-9	.333	0-1	.000	1-2	.500	2	0	2	7.7	5	0	2	0	3	7	13.2	
NC STATE	1/27/11	*	32	7-12	.583	0-0	.000	4-7	.571	4	4	8	7.7	3	3	4	2	6	18	13.4	
25/RV GEORGIA TECH	1/30/11	*	37	5-10	.500	0-0	.000	8-11	.727	4	6	10	7.8	3	0	4	2	4	18	13.6	
at 3/5 Duke	2-3-11	*	28	2-5	.400	0-0	.000	0-0	.000	3	3	6	7.7	4	1	2	0	0	4	13.2	
12/11 MARYLAND	2/10/11	*	33	7-14	.500	0-0	.000	6-8	.750	4	5	9	7.8	3	3	1	2	5	20	13.5	
at 13/10 North Carolina	02/13/11	*	30	4-10	.400	0-0	.000	8-8	1.000	5	6	11	7.9	3	3	4	1	3	16	13.6	
at Boston College	2-17-11	*	32	5-11	.455	0-0	.000	2-2	1.000	4	8	12	8.0	4	3	3	1	4	12	13.5	
WAKE FOREST	2/21/11	*	22	3-8	.375	0-0	.000	5-6	.833	3	7	10	8.1	2	2	3	0	2	11	13.4	
14/12 FLORIDA STATE	2/24/11	*	34	7-15	.467	0-0	.000	5-11	.455	3	4	7	8.1	2	2	1	2	5	19	13.6	
at Georgia Tech	2/27/11	*	36	3-8	.375	0-1	.000	2-7	.286	2	9	11	8.2	4	4	2	1	5	8	13.4	
vs NC State	03/04/11	*	30	5-6	.833	0-0	.000	6-8	.750	2	3	5	8.1	3	2	1	1	5	16	13.5	
vs North Carolina	03/05/11	*	30	4-7	.571	0-0	.000	2-2	1.000	1	1	2	7.9	5	2	4	2	1	10	13.4	
vs Gardner-Webb	03/20/11	*	32	5-14	.357	0-0	.000	7-11	.636	5	7	12	8.0	2	3	3	1	4	17	13.5	
vs Oklahoma	03/22/11	*	37	8-17	.471	0-1	.000	2-3	.667	6	8	14	8.2	2	4	4	1	2	18	13.6	
Totals			33	933	164-316	.519	1-6	.167	121-187	.647	107	163	270	8.2	93	69	79	29	109	450	13.6

Games played: 33
 Minutes/game: 28.3
 Points/game: 13.6
 FG Pct: 51.9
 3FG Pct: 16.7
 FT Pct: 64.7

Rebounds/game: 8.2
 Assists/game: 2.1
 Turnovers/game: 2.4
 Assist/turnover ratio: 0.9
 Steals/game: 3.3
 Blocks/game: 0.9

University of Miami Women's Basketball
Miami Individual Game-by-Game (as of Oct 12, 2011)
All games

#32 Morgan Stroman

Opponent	Date	gs	min	Total		3-Pointers		Free throws		Rebounds				pf	a	t/o	blk	stl	pts	avg	
				fg-fga	pct	3fg-fga	pct	ft-fa	pct	off	def	tot	avg								
at UC Riverside	11/13/09		12	2-3	.667	0-0	.000	0-0	.000	2	5	7	7.0	5	2	2	2	2	4	4.0	
at CSU Bakersfield	11/15/09		22	8-13	.615	0-0	.000	1-3	.333	3	1	4	5.5	3	2	6	1	5	17	10.5	
BETHUNE-COOKMAN	11/18/09		27	2-4	.500	0-0	.000	6-10	.600	2	8	10	7.0	4	4	0	0	5	10	10.3	
at UAB	11/21/09		24	3-7	.429	0-1	.000	2-4	.500	2	5	7	7.0	2	1	0	1	1	8	9.8	
HOUSTON	11/24/09		14	0-5	.000	0-0	.000	1-2	.500	1	2	3	6.2	3	0	3	0	2	1	8.0	
LONG BEACH STATE	11/27/09		17	4-11	.364	0-0	.000	5-5	1.000	8	4	12	7.2	5	0	2	0	0	13	8.8	
UMASS	11/28/09		11	0-3	.000	0-0	.000	2-2	1.000	1	2	3	6.6	2	0	0	0	0	2	7.9	
NEBRASKA	12/5/09		30	2-9	.222	0-0	.000	2-2	1.000	0	6	6	6.5	3	0	4	0	4	6	7.6	
at Binghamton	12/19/09	*	25	3-7	.429	0-0	.000	0-0	.000	5	5	10	6.9	4	0	5	1	1	6	7.4	
at Cornell	12/21/09	*	22	4-5	.800	0-0	.000	0-1	.000	2	2	4	6.6	2	2	2	2	2	8	7.5	
QUINNIPIAC	12/28/09	*	25	3-7	.429	0-0	.000	6-7	.857	3	5	8	6.7	3	1	0	1	2	12	7.9	
NO. 17/22 TEXAS	12/29/09	*	20	2-4	.500	0-0	.000	4-4	1.000	2	3	5	6.6	3	1	3	2	2	8	7.9	
UNF	12/31/09	*	17	0-1	.000	0-0	.000	6-6	1.000	1	4	5	6.5	1	3	3	0	0	6	7.8	
at Miami (OH)	1/3/10	*	15	1-6	.167	0-0	.000	1-2	.500	5	2	7	6.5	2	0	3	0	1	3	7.4	
NO. 9 FLORIDA STATE	1/10/10		29	4-7	.571	0-0	.000	6-7	.857	5	0	5	6.4	3	2	4	0	3	14	7.9	
NO. 7 DUKE	1/14/09		27	5-8	.625	0-0	.000	5-6	.833	3	3	6	6.4	3	1	2	1	0	15	8.3	
at Wake Forest	1/17/10		16	1-7	.143	0-0	.000	2-2	1.000	6	0	6	6.4	5	3	2	1	0	4	8.1	
at RV/RV Maryland	01/21/10		24	1-6	.167	0-0	.000	8-10	.800	1	1	2	6.1	3	2	2	1	1	10	8.2	
VIRGINIA TECH	1/24/10		23	2-5	.400	0-0	.000	2-3	.667	4	3	7	6.2	4	2	4	1	2	6	8.1	
at Georgia Tech	01/27/10		31	2-5	.400	0-0	.000	1-5	.200	4	3	7	6.2	4	1	3	4	1	5	7.9	
at Boston College	1/31/10		17	2-6	.333	0-0	.000	4-6	.667	2	2	4	6.1	2	1	3	0	3	8	7.9	
NO. 9 NORTH CAROLINA	2/4/10	*	23	1-1	1.000	0-0	.000	4-6	.667	1	3	4	6.0	2	0	5	1	0	6	7.8	
SIU EDWARDSVILLE	2/7/10	*	22	3-5	.600	0-0	.000	7-8	.875	2	8	10	6.2	3	1	0	1	1	13	8.0	
NO. 21 VIRGINIA	2/11/10	*	15	1-2	.500	0-0	.000	0-0	.000	0	0	0	5.9	3	0	2	2	2	2	7.8	
at NC State	02/14/10	*	19	0-3	.000	0-0	.000	0-1	.000	2	6	8	6.0	3	1	2	0	3	0	7.5	
at Clemson	02/18/10	*	19	3-4	.750	0-0	.000	4-6	.667	1	3	4	5.9	2	0	4	0	2	10	7.6	
GEORGIA TECH	2/21/10	*	22	2-5	.400	0-0	.000	3-4	.750	3	3	6	5.9	1	2	1	0	0	7	7.6	
at No. 9 Florida State	02/25/10	*	24	1-6	.167	0-0	.000	0-0	.000	1	6	7	6.0	2	0	3	0	2	2	7.4	
BOSTON COLLEGE	2/28/10	*	22	3-4	.750	0-0	.000	1-3	.333	1	0	1	5.8	4	1	1	0	3	7	7.3	
vs Wake Forest	03/04/10	*	37	2-8	.250	0-0	.000	1-2	.500	5	4	9	5.9	3	0	3	0	4	5	7.3	
FLORIDA GULF COAST	3/18/10	*	28	4-7	.571	0-0	.000	5-7	.714	2	1	3	5.8	3	1	0	1	0	13	7.5	
FLORIDA	3/21/10	*	18	2-3	.667	0-0	.000	0-0	.000	2	0	2	5.7	4	0	2	0	1	4	7.3	
NORTH CAROLINA A&T	3/25/10	*	28	5-9	.556	0-0	.000	2-2	1.000	3	2	5	5.7	2	2	4	1	4	12	7.5	
at Providence College	3/28/10	*	34	1-5	.200	0-0	.000	1-3	.333	5	4	9	5.8	1	1	2	0	3	3	7.4	
at Michigan	03/31/10	*	32	3-6	.500	0-0	.000	2-4	.500	5	4	9	5.9	3	1	3	0	2	8	7.4	
at California	04/03/10	*	21	1-4	.250	0-0	.000	3-3	1.000	2	4	6	5.9	3	0	0	0	0	5	7.3	
Totals			21	812	83-201	.413	0-1	.000	97-136	.713	97	114	211	5.9	105	38	85	24	64	263	7.3

Games played: 36
Minutes/game: 22.6
Points/game: 7.3
FG Pct: 41.3
3FG Pct: 0.0
FT Pct: 71.3

Rebounds/game: 5.9
Assists/game: 1.1
Turnovers/game: 2.4
Assist/turnover ratio: 0.4
Steals/game: 1.8
Blocks/game: 0.7

Individual Career History

Morgan Stroman

			Total		3-Point		F-Throws		Rebounds											Scoring	
Season	gp-gs	min/avg	fg-fga	pct	fg-fga	pct	ft-fta	pct	off	def	tot	avg	pf	fo	ast	to	blk	stl	pts	avg	
2009-10	36-21	812/22.6	83-201	.413	0-1	.000	97-136	.713	97	114	211	5.9	105	3	38	85	24	64	263	7.3	
2010-11	33-33	933/28.3	164-316	.519	1-6	.167	121-187	.647	107	163	270	8.2	93	2	69	79	29	109	450	13.6	
TOTAL	69-54	1745/25.3	247-517	.478	1-7	.143	218-323	.675	204	277	481	7.0	198	5	107	164	53	173	713	10.3	



23 Shanel Williams

Class:

Junior

Height:

5-8

Hometown:

Chesapeake, Va.

Position:

Guard

High School:

Indian River



2010-11 (SOPHOMORE)

Played in 32 games during 2010-11 season... Tied a career high with 13 points and five rebounds against Alcorn State (12/11)... Grabbed a career-best seven rebounds against FAU (11/26)... Reached season career-highs in field goal percentage (.315), rebounds (61), assists (17), steals (25) and total season points (96).

2009-10 (FRESHMAN)

Played in 34 of 36 games this season... Matched season-bests with three treys and 13 points at NC State (2/14)... Scored five points in 11 minutes against North Carolina (2/4) and registered her first career block... Grabbed three rebounds and scored three points in 16 minutes at Boston College (1/31)... Scored seven points against Georgia Tech (1/27)... Had a season-high five steals and added four points at Miami (OH) (1/3)... Pulled down six rebounds and scored five points against Quinnipiac (12/28)... Scored a season-best 13 points, while shooting three-of-three from three-point land at Cornell (12/21)... Played a season-high 26 minutes at Binghamton (12/19) while grabbing three rebounds... Scored four points with an assist against Long Beach State (11/27)... Scored six points and had three assists at CSU Bakersfield (11/15)... Scored four points in collegiate debut at UC Riverside (11/13).

PRIOR TO MIAMI

Led team to a 25-2 record while averaging 14.8 points, eight rebounds, five assists and three steals her senior season... Named First-Team Southeastern District... Earned three letters in basketball and two in softball... A member of the AAU team that won three state championships.

PERSONAL

Intends to major in Engineering... Daughter of Mecheller Richards and has two younger brothers, Carl Trice (11) and Jared Williams (9)... Though UM was very lively and family oriented... A four-time honor roll honoree.

University of Miami
Miami Individual Game-by-Game (as of Oct 12, 2011)
All games

#23 Shanel Williams

Opponent	Date	gs	min	Total		3-Pointers		Free throws		Rebounds				pf	a	t/o	blk	stl	pts	avg
				fg-fga	pct	3fg-fga	pct	ft-fa	pct	off	def	tot	avg							
KENNESAW STATE	11/12/10		17	2-6	.333	0-1	.000	2-6	.333	0	5	5	5.0	1	1	1	0	2	6	6.0
at RV/21 Nebraska	11/17/10		14	2-4	.500	0-1	.000	0-0	.000	3	0	3	4.0	4	1	4	0	0	4	5.0
MIAMI (OH)	11/20/10		20	1-4	.250	0-0	.000	2-5	.400	1	5	6	4.7	0	2	1	0	3	4	4.7
UAB	11/22/10		3	0-0	.000	0-0	.000	0-0	.000	1	1	2	4.0	1	0	2	0	0	0	3.5
FAU	11/26/10		22	4-6	.667	0-0	.000	1-1	1.000	4	3	7	4.6	1	2	0	0	0	9	4.6
UNC GREENSBORO	11/27/10		14	0-1	.000	0-0	.000	2-4	.500	1	1	2	4.2	0	0	1	0	4	2	4.2
SOUTHERN	11/29/10		10	0-1	.000	0-0	.000	2-2	1.000	1	1	2	3.9	1	0	2	0	0	2	3.9
CSU BAKERSFIELD	12/5/10		11	1-2	.500	0-0	.000	0-0	.000	1	1	2	3.6	1	0	2	0	0	2	3.6
20/12 GEORGETOWN	12/7/10		6	1-1	1.000	0-0	.000	0-2	.000	0	0	0	3.2	0	0	1	0	1	2	3.4
ALCORN STATE	12/11/10		18	5-8	.625	0-1	.000	3-4	.750	0	1	1	3.0	1	2	2	0	2	13	4.4
UC RIVERSIDE	12/18/10		21	0-1	.000	0-0	.000	2-4	.500	1	1	2	2.9	0	0	1	0	1	2	4.2
at Ole Miss	12/21/10		17	0-1	.000	0-1	.000	0-0	.000	0	1	1	2.8	2	1	3	0	0	0	3.8
GEORGE WASHINGTON	12/28/10		6	0-0	.000	0-0	.000	0-0	.000	0	1	1	2.6	0	0	2	0	0	0	3.5
MORGAN STATE	12/30/10		11	0-2	.000	0-0	.000	0-1	.000	2	4	6	2.9	2	0	1	0	2	0	3.3
at Virginia	1/6/11		13	2-3	.667	1-1	1.000	0-0	.000	2	1	3	2.9	1	0	0	0	0	5	3.4
at Virginia Tech	01/09/11		14	1-2	.500	0-0	.000	0-1	.000	0	0	0	2.7	0	0	0	0	0	2	3.3
CLEMSON	1/14/11		16	2-7	.286	0-1	.000	2-8	.250	1	1	2	2.6	0	0	2	0	3	6	3.5
BOSTON COLLEGE	1/16/11		5	0-1	.000	0-0	.000	0-2	.000	0	0	0	2.5	0	0	0	0	1	0	3.3
at Florida State	01/24/11		3	0-0	.000	0-0	.000	0-0	.000	0	0	0	2.4	0	0	2	0	0	0	3.1
NC STATE	1/27/11		10	1-5	.200	0-0	.000	2-2	1.000	1	3	4	2.5	1	1	1	0	1	4	3.2
25/RV GEORGIA TECH	1/30/11		22	2-5	.400	1-1	1.000	0-2	.000	0	1	1	2.4	1	1	1	0	1	5	3.2
at 3/5 Duke	2-3-11		19	1-5	.200	0-0	.000	3-4	.750	0	1	1	2.3	0	0	2	0	0	5	3.3
12/11 MARYLAND	2/10/11		15	1-4	.250	1-1	1.000	2-2	1.000	0	0	0	2.2	0	2	0	0	1	5	3.4
at 13/10 North Carolina	02/13/11		18	0-3	.000	0-0	.000	2-2	1.000	3	0	3	2.3	1	0	4	1	0	2	3.3
at Boston College	2-17-11		12	0-2	.000	0-0	.000	1-2	.500	0	0	0	2.2	2	0	0	0	2	1	3.2
WAKE FOREST	2/21/11		19	0-5	.000	0-1	.000	4-4	1.000	1	0	1	2.1	2	1	0	0	0	4	3.3
14/12 FLORIDA STATE	2/24/11		9	0-1	.000	0-1	.000	2-2	1.000	0	0	0	2.0	2	1	1	0	0	2	3.2
at Georgia Tech	2/27/11		7	0-5	.000	0-1	.000	0-0	.000	0	0	0	2.0	0	0	0	0	0	0	3.1
vs NC State	03/04/11		11	1-3	.333	0-0	.000	1-3	.333	0	0	0	1.9	1	1	2	1	0	3	3.1
vs North Carolina	03/05/11		14	0-1	.000	0-0	.000	0-0	.000	1	0	1	1.9	0	0	0	0	0	0	3.0
vs Gardner-Webb	03/20/11		24	0-1	.000	0-0	.000	2-2	1.000	0	2	2	1.9	1	1	0	1	1	2	3.0
vs Oklahoma	03/22/11		19	2-2	1.000	0-0	.000	0-0	.000	0	3	3	1.9	3	0	1	0	0	4	3.0
Totals		0	440	29-92	.315	3-11	.273	35-65	.538	24	37	61	1.9	29	17	39	3	25	96	3.0

Games played: 32
Minutes/game: 13.8
Points/game: 3.0
FG Pct: 31.5
3FG Pct: 27.3
FT Pct: 53.8

Rebounds/game: 1.9
Assists/game: 0.5
Turnovers/game: 1.2
Assist/turnover ratio: 0.4
Steals/game: 0.8
Blocks/game: 0.1

University of Miami Women's Basketball
Miami Individual Game-by-Game (as of Oct 12, 2011)
All games

#23 Shanel Williams

Opponent	Date	gs	min	Total		3-Pointers		Free throws		Rebounds				pf	a	t/o	blk	stl	pts	avg
				fg-fga	pct	3fg-fga	pct	ft-fa	pct	off	def	tot	avg							
at UC Riverside	11/13/09		22	1-2	.500	0-0	.000	2-2	1.000	1	1	2	2.0	3	0	3	0	0	4	4.0
at CSU Bakersfield	11/15/09		20	2-7	.286	1-4	.250	1-2	.500	0	1	1	1.5	3	3	1	0	0	6	5.0
BETHUNE-COOKMAN	11/18/09		10	0-3	.000	0-1	.000	0-0	.000	0	1	1	1.3	0	0	4	0	1	0	3.3
at UAB	11/21/09		10	0-0	.000	0-0	.000	0-0	.000	0	0	0	1.0	2	1	2	0	0	0	2.5
HOUSTON	11/24/09		5	0-2	.000	0-0	.000	2-2	1.000	0	0	0	0.8	0	0	1	0	0	2	2.4
LONG BEACH STATE	11/27/09		20	1-6	.167	1-4	.250	1-2	.500	0	2	2	1.0	1	1	2	0	0	4	2.7
UMASS	11/28/09		3	0-1	.000	0-0	.000	0-0	.000	0	0	0	0.9	0	0	1	0	0	0	2.3
at Binghamton	12/19/09		26	1-5	.200	0-0	.000	0-0	.000	2	1	3	1.1	2	0	2	0	1	2	2.3
at Cornell	12/21/09		17	5-8	.625	3-3	1.000	0-0	.000	2	0	2	1.2	0	0	1	0	1	13	3.4
QUINNIPIAC	12/28/09		16	1-9	.111	0-0	.000	3-4	.750	4	2	6	1.7	1	0	4	0	0	5	3.6
NO. 17/22 TEXAS	12/29/09		1	1-1	1.000	0-0	.000	0-0	.000	0	1	1	1.6	0	0	0	0	1	2	3.5
UNF	12/31/09		18	1-9	.111	0-2	.000	1-2	.500	3	1	4	1.8	0	1	3	0	3	3	3.4
at Miami (OH)	1/3/10		21	1-3	.333	0-0	.000	2-2	1.000	0	2	2	1.8	2	0	1	0	5	4	3.5
NO. 7 DUKE	1/14/09		7	0-1	.000	0-0	.000	0-0	.000	0	0	0	1.7	0	0	0	0	0	0	3.2
at Wake Forest	1/17/10		13	1-1	1.000	0-0	.000	0-0	.000	0	0	0	1.6	1	1	0	0	1	2	3.1
at RV/RV Maryland	01/21/10		10	0-2	.000	0-1	.000	0-0	.000	0	0	0	1.5	1	1	2	0	0	0	2.9
VIRGINIA TECH	1/24/10		12	2-3	.667	0-0	.000	0-0	.000	0	1	1	1.5	0	0	0	0	1	4	3.0
at Georgia Tech	01/27/10		20	3-5	.600	1-1	1.000	0-0	.000	0	1	1	1.4	4	0	3	0	1	7	3.2
at Boston College	1/31/10		16	1-1	1.000	0-0	.000	1-3	.333	2	1	3	1.5	3	1	0	0	0	3	3.2
NO. 9 NORTH CAROLINA	2/4/10		11	2-6	.333	0-2	.000	1-2	.500	0	0	0	1.5	0	0	0	1	0	5	3.3
SIU EDWARDSVILLE	2/7/10		14	2-8	.250	0-0	.000	1-3	.333	2	2	4	1.6	1	0	4	0	0	5	3.4
NO. 21 VIRGINIA	2/11/10		8	0-0	.000	0-0	.000	0-0	.000	0	0	0	1.5	0	0	0	0	0	0	3.2
at NC State	02/14/10		21	5-9	.556	3-6	.500	0-0	.000	0	0	0	1.4	3	0	1	0	1	13	3.7
at Clemson	02/18/10		8	0-1	.000	0-0	.000	0-0	.000	0	0	0	1.4	1	0	1	0	0	0	3.5
GEORGIA TECH	2/21/10		11	0-0	.000	0-0	.000	0-2	.000	0	0	0	1.3	1	0	0	0	0	0	3.4
at No. 9 Florida State	02/25/10		8	0-2	.000	0-0	.000	0-0	.000	0	0	0	1.3	1	0	1	0	0	0	3.2
BOSTON COLLEGE	2/28/10		9	0-1	.000	0-0	.000	0-0	.000	1	0	1	1.3	0	0	1	0	0	0	3.1
vs Wake Forest	03/04/10		7	0-1	.000	0-0	.000	1-2	.500	0	0	0	1.2	0	0	0	0	1	1	3.0
FLORIDA GULF COAST	3/18/10		10	0-3	.000	0-0	.000	0-0	.000	0	0	0	1.2	2	0	1	0	0	0	2.9
FLORIDA	3/21/10		9	1-3	.333	0-1	.000	0-0	.000	1	1	2	1.2	1	0	1	0	1	2	2.9
NORTH CAROLINA A&T	3/25/10		7	0-0	.000	0-0	.000	0-0	.000	0	0	0	1.2	1	0	0	0	1	0	2.8
at Providence College	3/28/10		10	0-0	.000	0-0	.000	1-2	.500	0	0	0	1.1	0	0	1	0	0	1	2.8
at Michigan	03/31/10		10	2-3	.667	0-0	.000	0-0	.000	0	0	0	1.1	0	0	1	0	1	4	2.8
at California	04/03/10		2	0-1	.000	0-0	.000	0-0	.000	1	0	1	1.1	2	0	1	0	0	0	2.7
Totals		0	412	33-107	.308	9-25	.360	17-30	.567	19	18	37	1.1	36	9	43	1	20	92	2.7

Games played: 34
Minutes/game: 12.1
Points/game: 2.7
FG Pct: 30.8
3FG Pct: 36.0
FT Pct: 56.7

Rebounds/game: 1.1
Assists/game: 0.3
Turnovers/game: 1.3
Assist/turnover ratio: 0.2
Steals/game: 0.6
Blocks/game: 0.0

Individual Career History

Shanel Williams

			Total		3-Point		F-Throws		Rebounds											Scoring	
Season	gp-gs	min/avg	fg-fga	pct	fg-fga	pct	ft-fta	pct	off	def	tot	avg	pf	fo	ast	to	blk	stl	pts	avg	
2009-10	34-0	412/12.1	33-107	.308	9-25	.360	17-30	.567	19	18	37	1.1	36	0	9	43	1	20	92	2.7	
2010-11	32-0	440/13.8	29-92	.315	3-11	.273	35-65	.538	24	37	61	1.9	29	0	17	39	3	25	96	3.0	
TOTAL	66-0	852/12.9	62-199	.312	12-36	.333	52-95	.547	43	55	98	1.5	65	0	26	82	4	45	188	2.8	



3 Stefanie Yderstrom

Class:
Junior

Height:
5-8

Hometown:
Östertälje, Sweden

Position:
Guard

High School:
Igelstaviken



2010-11 (SOPHOMORE)

Named to the All-ACC Academic Team... Started all 33 games of 2010-11 season... Finished 10th in the ACC in three-point field goals made (53, 1.6/game)... Led team in assists 11 times on the season... Finished second on the team in three-point field goal attempts (172) and three-point field goals made (53)... Finished third on the team in assists (88) and total minutes (962)... Finished fourth on the team in total season points (264), scoring average (8.0), field goal attempts (255), field goals made (83) and free throws made (45)... Grabbed a career-best six rebounds against George Washington (11/28) and No. 13/10 North Carolina (2/13)... Converted on two three-pointers in overtime to seal Miami's win over No. 25 Georgia Tech (1/30)... Scored a conference schedule-high 14 points at No. 13/10 North Carolina (2/13)... Named to Miami All-Holiday Classic Team.

2009-10 (FRESHMAN)

Played in 30 games, starting 17... Fifth among ACC freshmen in scoring (7.6)... Second among ACC Freshman with 47 three-pointers... Leads all ACC freshman with an .846 free throw percentage... Third among ACC freshman with 63 assists on the season... Connected on two three pointers, scoring nine points in the first round of the WNIT against FGCU (3/18)... Hit four treys and scored 16 points against Florida State (2/25)... Scored 11 points at Clemson (2/18) with three three-pointers... Hit three threes for nine points at NC State (2/14)... Dished out a career-high seven assists to go with seven points against SIU Edwardsville (2/7)... Scored 13 points going six-of-six from the free throw line along with four assists against North Carolina... Hit three three-point field goals for nine points at Boston College (1/31)... Had four points and four assists against Georgia Tech (1/27)... Scored nine points in the win at Maryland (1/21)... Pulled down a career high four rebounds against Wake Forest (1/17)... Scored seven points and dished out four assists to open conference play against FSU (1/10)... Scored 11 points and dealt out four assists at Miami (OH) (1/3)... Played 39 minutes against Texas (12/29)... Hit five three-pointers on her way to scoring 19 points against Quinnipiac (12/28)... Scored seven points while adding a season-best five assists at Cornell (12/21)... Scored seven points against Binghamton (12/19) with two three-pointers in her first collegiate start... Scored 15 points off the bench against Nebraska (12/5)... Scored 11 points in her collegiate debut going 3-of-5 from beyond the three-point line against UMass (11/28).

Prior to Miami

Has played for Swedish national youth teams since she was 15... Has competed in four youth European Championships and the U19 World Championships... In the World Championships in 2007, led her team to a Silver Medal finish.

Personal

Undecided on a major... Daughter of Dick Yderstrom and Charlotta Enjebo and has three older siblings, Marie (44), Cecilia (23) and Joacim (24)... Chose Miami because of the coaches and the family atmosphere... Speaks both swedish and english... Enjoys skiing and snow mobiling when back home.

University of Miami
Miami Individual Game-by-Game (as of Oct 12, 2011)
All games

#03 Stefanie Yderstrom

Opponent	Date	gs	min	Total		3-Pointers		Free throws		Rebounds				pf	a	t/o	blk	stl	pts	avg	
				fg-fga	pct	3fg-fga	pct	ft-fa	pct	off	def	tot	avg								
KENNESAW STATE	11/12/10	*	24	3-9	.333	1-6	.167	0-0	.000	0	0	0	0.0	2	2	3	1	1	7	7.0	
at RV/21 Nebraska	11/17/10	*	22	2-6	.333	1-2	.500	1-2	.500	0	3	3	1.5	2	1	3	0	2	6	6.5	
MIAMI (OH)	11/20/10	*	27	4-11	.364	3-8	.375	2-2	1.000	0	2	2	1.7	0	2	3	0	1	13	8.7	
UAB	11/22/10	*	32	1-7	.143	0-4	.000	0-0	.000	2	2	4	2.3	0	2	1	0	0	2	7.0	
FAU	11/26/10	*	22	1-5	.200	0-2	.000	2-2	1.000	0	1	1	2.0	1	2	5	1	1	4	6.4	
UNC GREENSBORO	11/27/10	*	22	4-8	.500	2-5	.400	0-0	.000	0	3	3	2.2	2	1	3	0	3	10	7.0	
SOUTHERN	11/29/10	*	25	4-10	.400	2-5	.400	0-0	.000	1	3	4	2.4	1	3	4	0	3	10	7.4	
CSU BAKERSFIELD	12/5/10	*	23	1-9	.111	1-8	.125	6-7	.857	1	1	2	2.4	1	4	1	0	2	9	7.6	
20/12 GEORGETOWN	12/7/10	*	28	5-8	.625	3-6	.500	1-1	1.000	0	2	2	2.3	0	4	1	0	0	14	8.3	
ALCORN STATE	12/11/10	*	22	6-10	.600	2-4	.500	0-0	.000	0	3	3	2.4	2	4	4	1	1	14	8.9	
UC RIVERSIDE	12/18/10	*	24	2-6	.333	1-3	.333	0-1	.000	2	1	3	2.5	1	5	1	0	2	5	8.5	
at Ole Miss	12/21/10	*	27	5-9	.556	4-8	.500	2-2	1.000	1	3	4	2.6	4	4	2	0	1	16	9.2	
GEORGE WASHINGTON	12/28/10	*	27	3-7	.429	3-6	.500	1-2	.500	3	3	6	2.8	2	5	2	0	0	10	9.2	
MORGAN STATE	12/30/10	*	29	3-9	.333	1-4	.250	4-4	1.000	0	2	2	2.8	2	2	0	0	2	11	9.4	
LIPSCOMB	1/1/11	*	25	1-4	.250	1-2	.500	2-2	1.000	0	2	2	2.7	0	1	3	1	1	5	9.1	
at Virginia	1/6/11	*	33	1-9	.111	1-7	.143	0-0	.000	1	0	1	2.6	0	1	2	0	1	3	8.7	
at Virginia Tech	01/09/11	*	31	0-7	.000	0-4	.000	0-0	.000	1	1	2	2.6	1	2	4	0	0	0	8.2	
CLEMSON	1/14/11	*	27	1-7	.143	1-5	.200	0-0	.000	0	0	0	2.4	2	4	5	0	3	3	7.9	
BOSTON COLLEGE	1/16/11	*	28	1-6	.167	1-5	.200	0-0	.000	0	1	1	2.4	2	1	1	0	1	3	7.6	
at Florida State	01/24/11	*	27	0-5	.000	0-1	.000	4-4	1.000	0	1	1	2.3	3	0	3	0	0	4	7.5	
NC STATE	1/27/11	*	28	1-6	.167	1-6	.167	3-4	.750	0	1	1	2.2	3	5	2	0	0	6	7.4	
25/RV GEORGIA TECH	1/30/11	*	36	2-4	.500	2-4	.500	0-0	.000	0	1	1	2.2	3	2	4	0	2	6	7.3	
at 3/5 Duke	2-3-11	*	37	2-6	.333	1-4	.250	2-2	1.000	1	1	2	2.2	0	5	2	0	4	7	7.3	
12/11 MARYLAND	2/10/11	*	29	4-6	.667	1-2	.500	0-0	.000	0	1	1	2.1	1	4	2	0	1	9	7.4	
at 13/10 North Carolina	02/13/11	*	38	4-11	.364	4-9	.444	2-2	1.000	0	6	6	2.3	2	6	4	0	1	14	7.6	
at Boston College	2-17-11	*	27	3-6	.500	2-3	.667	2-2	1.000	0	0	0	2.2	3	0	2	0	2	10	7.7	
WAKE FOREST	2/21/11	*	32	3-11	.273	1-6	.167	3-4	.750	0	4	4	2.3	0	4	4	0	3	10	7.8	
14/12 FLORIDA STATE	2/24/11	*	35	3-10	.300	2-7	.286	0-0	.000	0	2	2	2.3	2	3	2	0	2	8	7.8	
at Georgia Tech	2/27/11	*	38	1-5	.200	1-4	.250	2-3	.667	1	3	4	2.3	2	2	3	1	1	5	7.7	
vs NC State	03/04/11	*	38	4-12	.333	3-10	.300	4-6	.667	0	3	3	2.3	3	2	1	1	0	15	8.0	
vs North Carolina	03/05/11	*	32	0-7	.000	0-6	.000	0-0	.000	0	1	1	2.3	3	3	2	0	0	0	7.7	
vs Gardner-Webb	03/20/11	*	30	3-7	.429	3-7	.429	2-2	1.000	0	4	4	2.3	4	2	5	1	1	11	7.8	
vs Oklahoma	03/22/11	*	37	5-12	.417	4-9	.444	0-0	.000	0	0	0	2.3	4	0	2	0	2	14	8.0	
Totals			33	962	83-255	.325	53-172	.308	45-54	.833	14	61	75	2.3	58	88	86	7	44	264	8.0

Games played: 33
Minutes/game: 29.2
Points/game: 8.0
FG Pct: 32.5
3FG Pct: 30.8
FT Pct: 83.3

Rebounds/game: 2.3
Assists/game: 2.7
Turnovers/game: 2.6
Assist/turnover ratio: 1.0
Steals/game: 1.3
Blocks/game: 0.2

University of Miami Women's Basketball
Miami Individual Game-by-Game (as of Oct 12, 2011)
All games

#03 Stefanie Yderstrom

Opponent	Date	gs	min	Total		3-Pointers		Free throws		Rebounds				pf	a	t/o	blk	stl	pts	avg
				fg-fga	pct	3fg-fga	pct	ft-fa	pct	off	def	tot	avg							
UMASS	11/28/09		20	4-7	.571	3-5	.600	0-0	.000	0	2	2	2.0	3	1	0	1	2	11	11.0
NEBRASKA	12/5/09		22	6-10	.600	2-5	.400	1-2	.500	0	0	0	1.0	2	0	3	2	0	15	13.0
at Binghamton	12/19/09	*	33	2-5	.400	2-4	.500	1-2	.500	0	2	2	1.3	3	1	5	0	2	7	11.0
at Cornell	12/21/09	*	19	3-9	.333	1-3	.333	0-0	.000	0	1	1	1.3	3	5	2	1	1	7	10.0
QUINNIPIAC	12/28/09	*	31	7-17	.412	5-12	.417	0-0	.000	0	2	2	1.4	1	1	1	1	2	19	11.8
NO. 17/22 TEXAS	12/29/09	*	39	2-13	.154	2-10	.200	0-0	.000	0	1	1	1.3	2	2	2	0	3	6	10.8
UNF	12/31/09	*	24	3-10	.300	2-7	.286	0-0	.000	0	3	3	1.6	0	2	2	0	1	8	10.4
at Miami (OH)	1/3/10	*	30	4-9	.444	3-6	.500	0-0	.000	0	2	2	1.6	1	4	3	0	0	11	10.5
NO. 9 FLORIDA STATE	1/10/10		19	2-4	.500	1-2	.500	2-2	1.000	0	1	1	1.6	3	4	1	0	0	7	10.1
NO. 7 DUKE	1/14/09		14	0-4	.000	0-4	.000	0-0	.000	0	0	0	1.4	0	0	2	0	0	0	9.1
at Wake Forest	1/17/10		22	2-8	.250	2-6	.333	2-2	1.000	1	3	4	1.6	1	0	2	1	1	8	9.0
at RV/RV Maryland	01/21/10		22	3-7	.429	3-7	.429	0-0	.000	0	1	1	1.6	3	1	1	0	0	9	9.0
VIRGINIA TECH	1/24/10		18	1-6	.167	0-4	.000	2-2	1.000	1	0	1	1.5	5	1	3	1	1	4	8.6
at Georgia Tech	01/27/10		25	2-10	.200	0-4	.000	0-0	.000	0	0	0	1.4	4	4	3	0	2	4	8.3
at Boston College	1/31/10		30	3-10	.300	3-8	.375	0-0	.000	0	1	1	1.4	4	1	2	1	0	9	8.3
NO. 9 NORTH CAROLINA	2/4/10		23	3-11	.273	1-8	.125	6-6	1.000	1	0	1	1.4	2	4	0	1	0	13	8.6
SIU EDWARDSVILLE	2/7/10		21	2-4	.500	1-2	.500	2-2	1.000	0	2	2	1.4	2	7	3	0	0	7	8.5
NO. 21 VIRGINIA	2/11/10		32	1-9	.111	0-6	.000	0-0	.000	1	0	1	1.4	2	1	0	0	0	2	8.2
at NC State	02/14/10		21	3-9	.333	3-5	.600	0-0	.000	0	1	1	1.4	3	0	2	0	1	9	8.2
at Clemson	02/18/10	*	35	3-10	.300	3-9	.333	2-4	.500	0	3	3	1.5	2	4	4	0	3	11	8.4
GEORGIA TECH	2/21/10	*	33	2-6	.333	2-4	.500	0-0	.000	0	0	0	1.4	2	6	4	0	0	6	8.2
at No. 9 Florida State	02/25/10	*	32	6-17	.353	4-12	.333	0-0	.000	1	2	3	1.5	4	0	2	0	0	16	8.6
BOSTON COLLEGE	2/28/10	*	19	2-7	.286	0-3	.000	1-1	1.000	0	1	1	1.4	0	3	2	0	1	5	8.4
vs Wake Forest	03/04/10	*	38	2-9	.222	0-4	.000	0-0	.000	0	1	1	1.4	2	2	0	0	1	4	8.3
FLORIDA GULF COAST	3/18/10	*	20	3-7	.429	2-4	.500	1-1	1.000	0	2	2	1.4	3	2	1	1	1	9	8.3
FLORIDA	3/21/10	*	22	2-8	.250	1-5	.200	0-0	.000	0	1	1	1.4	3	1	2	0	0	5	8.2
NORTH CAROLINA A&T	3/25/10	*	23	1-6	.167	1-5	.200	0-0	.000	2	2	4	1.5	1	2	2	0	0	3	8.0
at Providence College	3/28/10	*	24	0-2	.000	0-1	.000	2-2	1.000	0	1	1	1.5	3	2	2	0	0	2	7.8
at Michigan	03/31/10	*	13	1-4	.250	0-2	.000	0-0	.000	1	0	1	1.5	2	2	1	0	1	2	7.6
at California	04/03/10	*	24	3-7	.429	0-2	.000	0-0	.000	0	1	1	1.5	3	1	1	0	3	6	7.5
Totals			17	748	78-245	.318	47-159	.296	22-26	.846	8	36	44	1.5	69	64	58	10	225	7.5

Games played: 30
Minutes/game: 24.9
Points/game: 7.5
FG Pct: 31.8
3FG Pct: 29.6
FT Pct: 84.6

Rebounds/game: 1.5
Assists/game: 2.1
Turnovers/game: 1.9
Assist/turnover ratio: 1.1
Steals/game: 0.9
Blocks/game: 0.3

Individual Career History

Stefanie Yderstrom

			Total		3-Point		F-Throws		Rebounds											Scoring	
Season	gp-gs	min/avg	fg-fga	pct	fg-fga	pct	ft-fta	pct	off	def	tot	avg	pf	fo	ast	to	blk	stl	pts	avg	
2009-10	30-17	748/24.9	78-245	.318	47-159	.296	22-26	.846	8	36	44	1.5	69	1	64	58	10	26	225	7.5	
2010-11	33-33	962/29.2	83-255	.325	53-172	.308	45-54	.833	14	61	75	2.3	58	0	88	86	7	44	264	8.0	
TOTAL	63-50	1710/27.1	161-500	.322	100-331	.302	67-80	.838	22	97	119	1.9	127	1	152	144	17	70	489	7.8	



54 Selina Archer

Class:
Sophomore

Hometown:
Clermont, Fla.

High School:
East Ridge

Height:
6-4

Position:
Center



2010-11 (FRESHMAN)

Played in 26 games during the 2010-11 season... Scored a career-best eight points against Georgia Tech (2/27), Southern (11/29) and Alcorn State (12/11)... Made career-best four field goals against Alcorn State (12/11) and Georgia Tech (2/27)... Pulled down career-best five rebounds against FAU (11/26), Alcorn State (12/11), No. 13/10 North Carolina (2/13) and Wake Forest (2/21)... Recorded career-best three steals versus Clemson (1/14) and two blocks versus Wake Forest (2/21)... Led team in blocked shots in five games on the year.

PRIOR TO MIAMI: Ranked as high as No. 49 overall in the nation according to AllStarGirlsReport.com... The athletic post player scored 18.7 points per game her junior season while shooting 60 percent from the field.

University of Miami
Miami Individual Game-by-Game (as of Oct 12, 2011)
All games

#54 Selina Archer

Opponent	Date	gs	min	Total		3-Pointers		Free throws		Rebounds				pf	a	t/o	blk	stl	pts	avg
				fg-fga	pct	3fg-fga	pct	ft-fa	pct	off	def	tot	avg							
KENNESAW STATE	11/12/10		11	3-3	1.000	0-0	.000	0-0	.000	1	1	2	2.0	2	0	1	1	0	6	6.0
MIAMI (OH)	11/20/10		6	2-2	1.000	0-0	.000	0-0	.000	2	2	4	3.0	1	1	0	0	0	4	5.0
UAB	11/22/10		1	0-0	.000	0-0	.000	0-0	.000	0	1	1	2.3	0	0	0	0	0	0	3.3
FAU	11/26/10		14	2-6	.333	0-0	.000	1-4	.250	3	2	5	3.0	5	0	3	1	0	5	3.8
UNC GREENSBORO	11/27/10		2	0-1	.000	0-0	.000	0-0	.000	0	1	1	2.6	2	0	0	0	0	0	3.0
SOUTHERN	11/29/10		15	3-6	.500	0-0	.000	2-3	.667	1	1	2	2.5	1	0	2	1	1	8	3.8
CSU BAKERSFIELD	12/5/10		13	3-3	1.000	0-0	.000	0-0	.000	0	3	3	2.6	1	1	0	0	1	6	4.1
20/12 GEORGETOWN	12/7/10		1	0-0	.000	0-0	.000	0-0	.000	0	0	0	2.3	2	0	0	0	0	0	3.6
ALCORN STATE	12/11/10		22	4-5	.800	0-0	.000	0-0	.000	1	4	5	2.6	1	0	0	0	0	8	4.1
UC RIVERSIDE	12/18/10		10	1-2	.500	0-0	.000	1-2	.500	1	2	3	2.6	1	0	0	1	1	3	4.0
at Ole Miss	12/21/10		5	0-1	.000	0-0	.000	0-0	.000	0	1	1	2.5	1	0	0	0	0	0	3.6
GEORGE WASHINGTON	12/28/10		11	3-4	.750	0-0	.000	0-1	.000	0	3	3	2.5	1	0	1	0	0	6	3.8
MORGAN STATE	12/30/10		7	0-1	.000	0-0	.000	0-0	.000	0	0	0	2.3	0	0	0	0	0	0	3.5
LIPSCOMB	1/1/11		13	1-2	.500	0-0	.000	3-4	.750	2	1	3	2.4	3	0	1	0	0	5	3.6
CLEMSON	1/14/11		14	2-5	.400	0-0	.000	0-0	.000	3	1	4	2.5	0	1	1	0	3	4	3.7
NC STATE	1/27/11		3	1-1	1.000	0-0	.000	0-0	.000	0	1	1	2.4	0	0	0	0	0	2	3.6
at 3/5 Duke	2-3-11		7	0-0	.000	0-0	.000	0-0	.000	1	0	1	2.3	1	0	0	0	0	0	3.4
12/11 MARYLAND	2/10/11		6	1-1	1.000	0-0	.000	0-0	.000	0	1	1	2.2	3	0	1	0	0	2	3.3
at 13/10 North Carolina	02/13/11		9	1-3	.333	0-0	.000	0-0	.000	2	3	5	2.4	2	0	0	0	0	2	3.2
at Boston College	2-17-11		6	0-1	.000	0-0	.000	0-0	.000	0	0	0	2.3	0	0	0	1	0	0	3.1
WAKE FOREST	2/21/11		12	0-3	.000	0-0	.000	0-0	.000	2	3	5	2.4	3	0	1	2	0	0	2.9
14/12 FLORIDA STATE	2/24/11		10	2-4	.500	0-0	.000	0-0	.000	1	0	1	2.3	1	0	1	0	0	4	3.0
at Georgia Tech	2/27/11		8	4-4	1.000	0-0	.000	0-1	.000	2	0	2	2.3	0	1	0	1	0	8	3.2
vs NC State	03/04/11		7	2-2	1.000	0-0	.000	0-0	.000	0	1	1	2.3	1	0	2	1	0	4	3.2
vs North Carolina	03/05/11		7	0-0	.000	0-0	.000	0-0	.000	0	1	1	2.2	1	0	1	1	0	0	3.1
vs Gardner-Webb	03/20/11		10	2-5	.400	0-0	.000	1-2	.500	1	1	2	2.2	1	0	0	0	0	5	3.2
vs Oklahoma	03/22/11		2	0-0	.000	0-0	.000	0-0	.000	1	0	1	2.1	0	1	0	0	0	0	3.0
Totals		0	232	37-65	.569	0-0	.000	8-17	.471	24	34	58	2.1	34	5	15	10	6	82	3.0

Games played: 27
Minutes/game: 8.6
Points/game: 3.0
FG Pct: 56.9
FT Pct: 47.1

Rebounds/game: 2.1
Assists/game: 0.2
Turnovers/game: 0.6
Assist/turnover ratio: 0.3
Steals/game: 0.2
Blocks/game: 0.4



50 Maria Brown

Class:
Sophomore

Hometown:
Monroe, La.

High School:
Ouchita Parish

Height:
6-1

Position:
Forward



2010-11 (FRESHMAN)

Appeared in all 33 games of the 2010-11 season... Scored a career-high nine points and four field goals at Ole Miss (12/21)... Grabbed a career-best six rebounds against UC Riverside (12/18) and George Washington (12/28)... Recorded a career-best three steals versus Alcorn State (12/11)... Led the team in blocked shots in nine games during the 2010-11 season.

PRIOR TO MIAMI: Rated as the 28th best player at her position nationally by HoopGurlz.com... Averaged 13 points and nine rebounds per game as a junior... Received all-state recognition after her sophomore and junior seasons... During her career she has helped the Lady Lions achieve a No. 1 ranking in the state in class 5A.

University of Miami
Miami Individual Game-by-Game (as of Oct 12, 2011)
All games

#50 Maria Brown

Opponent	Date	gs	min	Total		3-Pointers		Free throws		Rebounds				pf	a	t/o	blk	stl	pts	avg
				fg-fga	pct	3fg-fga	pct	ft-fa	pct	off	def	tot	avg							
KENNESAW STATE	11/12/10		14	0-1	.000	0-0	.000	0-0	.000	2	2	4	4.0	2	0	3	0	1	0	0.0
at RV/21 Nebraska	11/17/10		12	0-2	.000	0-0	.000	0-0	.000	1	0	1	2.5	2	0	1	0	0	0	0.0
MIAMI (OH)	11/20/10		22	2-4	.500	0-0	.000	0-0	.000	1	2	3	2.7	1	1	2	1	0	4	1.3
UAB	11/22/10		18	0-1	.000	0-0	.000	5-6	.833	0	1	1	2.3	2	1	2	2	1	5	2.3
FAU	11/26/10		17	3-5	.600	0-0	.000	1-3	.333	2	2	4	2.6	3	0	2	2	1	7	3.2
UNC GREENSBORO	11/27/10		14	1-4	.250	0-0	.000	1-2	.500	2	2	4	2.8	3	0	0	1	1	3	3.2
SOUTHERN	11/29/10		16	1-1	1.000	0-0	.000	3-4	.750	1	2	3	2.9	2	1	1	0	0	5	3.4
CSU BAKERSFIELD	12/5/10		17	1-3	.333	0-0	.000	1-2	.500	2	1	3	2.9	4	1	1	0	0	3	3.4
20/12 GEORGETOWN	12/7/10		21	1-3	.333	0-0	.000	1-2	.500	1	3	4	3.0	1	1	0	0	1	3	3.3
ALCORN STATE	12/11/10		19	3-3	1.000	0-0	.000	2-4	.500	1	2	3	3.0	1	0	4	2	3	8	3.8
UC RIVERSIDE	12/18/10		17	3-8	.375	0-0	.000	1-1	1.000	3	3	6	3.3	2	1	1	0	0	7	4.1
at Ole Miss	12/21/10		16	4-5	.800	0-0	.000	1-1	1.000	0	3	3	3.3	2	1	0	0	0	9	4.5
GEORGE WASHINGTON	12/28/10		17	2-3	.667	0-0	.000	2-4	.500	4	2	6	3.5	3	1	0	0	2	6	4.6
MORGAN STATE	12/30/10		19	3-8	.375	0-0	.000	0-1	.000	2	1	3	3.4	1	1	1	0	0	6	4.7
LIPSCOMB	1/1/11		28	1-4	.250	0-0	.000	0-2	.000	5	0	5	3.5	3	0	3	1	1	2	4.5
at Virginia	1/6/11		9	0-0	.000	0-0	.000	0-0	.000	2	0	2	3.4	3	0	2	1	0	0	4.3
at Virginia Tech	01/09/11		9	0-0	.000	0-0	.000	0-0	.000	1	0	1	3.3	2	0	0	0	0	0	4.0
CLEMSON	1/14/11		19	0-2	.000	0-0	.000	2-4	.500	2	3	5	3.4	2	0	3	0	0	2	3.9
BOSTON COLLEGE	1/16/11		9	0-0	.000	0-0	.000	0-0	.000	0	0	0	3.2	1	1	0	0	0	0	3.7
at Florida State	01/24/11		14	0-1	.000	0-0	.000	1-2	.500	0	1	1	3.1	2	1	2	0	0	1	3.6
NC STATE	1/27/11		8	2-3	.667	0-0	.000	0-0	.000	0	1	1	3.0	2	0	0	0	0	4	3.6
25/RV GEORGIA TECH	1/30/11		6	0-0	.000	0-0	.000	2-2	1.000	0	0	0	2.9	3	0	2	1	0	2	3.5
at 3/5 Duke	2-3-11		12	0-0	.000	0-0	.000	0-0	.000	1	0	1	2.8	1	1	1	2	0	0	3.3
12/11 MARYLAND	2/10/11		13	0-1	.000	0-0	.000	1-2	.500	0	0	0	2.7	3	0	1	0	0	1	3.3
at 13/10 North Carolina	02/13/11		10	0-0	.000	0-0	.000	0-0	.000	1	0	1	2.6	0	1	0	0	0	0	3.1
at Boston College	2-17-11		7	1-1	1.000	0-0	.000	0-0	.000	0	0	0	2.5	1	0	0	0	1	2	3.1
WAKE FOREST	2/21/11		16	2-3	.667	0-0	.000	0-0	.000	1	2	3	2.5	1	0	1	2	0	4	3.1
14/12 FLORIDA STATE	2/24/11		11	1-2	.500	0-0	.000	0-0	.000	1	1	2	2.5	4	0	0	0	0	2	3.1
at Georgia Tech	2/27/11		5	0-1	.000	0-0	.000	0-0	.000	1	0	1	2.4	1	0	0	0	0	0	3.0
vs NC State	03/04/11		10	1-4	.250	0-0	.000	0-0	.000	1	3	4	2.5	1	0	1	0	0	2	2.9
vs North Carolina	03/05/11		6	0-1	.000	0-0	.000	0-0	.000	1	0	1	2.5	1	0	1	0	0	0	2.8
vs Gardner-Webb	03/20/11		2	0-0	.000	0-0	.000	0-0	.000	0	0	0	2.4	0	0	0	0	0	0	2.8
vs Oklahoma	03/22/11		8	0-1	.000	0-0	.000	0-0	.000	0	0	0	2.3	1	0	1	0	0	0	2.7
Totals		0	441	32-75	.427	0-0	.000	24-42	.571	39	37	76	2.3	61	13	36	15	12	88	2.7

Games played: 33
Minutes/game: 13.4
Points/game: 2.7
FG Pct: 42.7
FT Pct: 57.1

Rebounds/game: 2.3
Assists/game: 0.4
Turnovers/game: 1.1
Assist/turnover ratio: 0.4
Steals/game: 0.4
Blocks/game: 0.5



21 Stephanie Gardner

Class:
Sophomore

Height:
5-7

Hometown:
Glassboro, N.J.

Position:
Guard

High School:
Glassboro



2010-11 (FRESHMEN)

Played in 24 games of the 2010-11 season... Recorded career highs in points (8), field goals made (2), three-point field goals made (2) and rebounds (2) against Wake Forest (2/21)... Made career-high two steals versus North Carolina (3/5).

PRIOR TO MIAMI: Led her Glassboro High team with 22.6 points per game her senior season... Scored 30 or more points on four occasions this season and ended her career with 1,215 points... Named the team captain the last two seasons, earned Team MVP honors her senior season and was named to the All Tri-County First Team.

University of Miami
Miami Individual Game-by-Game (as of Oct 12, 2011)
All games

#21 Stephanie Gardner

Opponent	Date	gs	min	Total		3-Pointers		Free throws		Rebounds				pf	a	t/o	blk	stl	pts	avg
				fg-fga	pct	3fg-fga	pct	ft-fa	pct	off	def	tot	avg							
KENNESAW STATE	11/12/10		15	2-3	.667	0-0	.000	0-0	.000	0	0	0	0.0	1	1	1	0	0	4	4.0
at RV/21 Nebraska	11/17/10		9	0-1	.000	0-0	.000	2-2	1.000	1	0	1	0.5	0	0	1	0	1	2	3.0
MIAMI (OH)	11/20/10		10	1-2	.500	0-0	.000	0-0	.000	0	0	0	0.3	0	0	0	0	0	2	2.7
UAB	11/22/10		5	0-1	.000	0-1	.000	0-0	.000	0	1	1	0.5	0	0	1	0	0	0	2.0
FAU	11/26/10		13	1-5	.200	0-3	.000	2-2	1.000	0	1	1	0.6	1	2	0	0	1	4	2.4
UNC GREENSBORO	11/27/10		6	0-0	.000	0-0	.000	0-0	.000	1	0	1	0.7	0	0	1	0	0	0	2.0
SOUTHERN	11/29/10		12	1-1	1.000	0-0	.000	1-2	.500	0	1	1	0.7	1	1	4	0	0	3	2.1
CSU BAKERSFIELD	12/5/10		5	0-1	.000	0-1	.000	0-0	.000	0	0	0	0.6	0	0	3	0	0	0	1.9
ALCORN STATE	12/11/10		16	1-4	.250	0-0	.000	0-0	.000	0	0	0	0.6	1	2	0	0	0	2	1.9
UC RIVERSIDE	12/18/10		10	1-2	.500	1-1	1.000	0-0	.000	0	0	0	0.5	4	0	4	0	0	3	2.0
at Ole Miss	12/21/10		7	1-4	.250	0-0	.000	0-0	.000	0	0	0	0.5	0	0	0	0	0	2	2.0
GEORGE WASHINGTON	12/28/10		12	0-2	.000	0-1	.000	1-1	1.000	0	1	1	0.5	2	0	2	0	0	1	1.9
MORGAN STATE	12/30/10		6	1-3	.333	0-1	.000	0-0	.000	0	0	0	0.5	1	1	1	0	0	2	1.9
LIPSCOMB	1/1/11		13	0-3	.000	0-1	.000	0-0	.000	0	2	2	0.6	0	0	0	0	0	0	1.8
at Virginia Tech	01/09/11		1	0-0	.000	0-0	.000	0-0	.000	0	0	0	0.5	0	0	0	0	0	0	1.7
CLEMSON	1/14/11		6	0-1	.000	0-1	.000	0-0	.000	0	0	0	0.5	0	1	1	0	1	0	1.6
at 3/5 Duke	2-3-11		1	1-2	.500	1-2	.500	0-0	.000	0	0	0	0.5	0	0	0	0	0	3	1.6
at Boston College	2-17-11		8	1-2	.500	0-0	.000	0-0	.000	0	0	0	0.4	1	1	0	0	0	2	1.7
WAKE FOREST	2/21/11		17	2-3	.667	2-3	.667	2-2	1.000	0	2	2	0.5	2	2	1	0	0	8	2.0
14/12 FLORIDA STATE	2/24/11		7	0-0	.000	0-0	.000	0-0	.000	1	0	1	0.6	1	0	1	0	0	0	1.9
at Georgia Tech	2/27/11		11	1-1	1.000	1-1	1.000	0-1	.000	0	1	1	0.6	1	1	1	0	0	3	2.0
vs NC State	03/04/11		8	0-1	.000	0-0	.000	0-0	.000	0	0	0	0.5	0	2	2	0	0	0	1.9
vs North Carolina	03/05/11		15	1-3	.333	0-1	.000	2-2	1.000	1	0	1	0.6	1	0	1	0	2	4	2.0
vs Gardner-Webb	03/20/11		3	0-0	.000	0-0	.000	0-0	.000	0	0	0	0.5	0	0	0	0	0	0	1.9
vs Oklahoma	03/22/11		2	0-0	.000	0-0	.000	0-0	.000	0	0	0	0.5	0	0	0	0	0	0	1.8
Totals		0	218	15-45	.333	5-17	.294	10-12	.833	4	9	13	0.5	17	14	25	0	5	45	1.8

Games played: 25
Minutes/game: 8.7
Points/game: 1.8
FG Pct: 33.3
3FG Pct: 29.4
FT Pct: 83.3

Rebounds/game: 0.5
Assists/game: 0.6
Turnovers/game: 1.0
Assist/turnover ratio: 0.6
Steals/game: 0.2



12 Krystal Saunders

Class:
Sophomore

Hometown:
West Park, Fla.

High School:
South Broward

Height:
5-8

Position:
Guard



2010-11 (FRESHMAN)

Appeared in 24 games of the 2010-11 season... Led all freshman with 18.8 minutes per game despite missing 11 games with a hand injury... Scored career-best 14 points against George Washington (12/28)... Grabbed career-high eight rebounds versus FAU (11/26)... Led team once on the season in rebounds, assists and steals.

PRIOR TO MIAMI: Was named Florida's MissBasketball after leading her South Broward Team to a 23-2 record and an appearance in the Class 6A Final Four... Led her team with 22.7 points, 7.0 rebounds and 5.1 assists per game this season... Was named the Sun-Sentinel Player of the Year.


University of Miami
Miami Individual Game-by-Game (as of Oct 12, 2011)
All games

#12 Krystal Saunders

Opponent	Date	gs	min	Total		3-Pointers		Free throws		Rebounds				pf	a	t/o	blk	stl	pts	avg
				fg-fga	pct	3fg-fga	pct	ft-fa	pct	off	def	tot	avg							
KENNESAW STATE	11/12/10		21	2-7	.286	1-5	.200	0-2	.000	0	4	4	4.0	1	3	2	0	3	5	5.0
at RV/21 Nebraska	11/17/10		17	1-5	.200	1-3	.333	1-2	.500	1	0	1	2.5	2	2	0	0	0	4	4.5
MIAMI (OH)	11/20/10		11	2-7	.286	2-4	.500	2-2	1.000	0	0	0	1.7	2	0	1	0	1	8	5.7
UAB	11/22/10		13	0-2	.000	0-2	.000	2-2	1.000	0	0	0	1.3	3	0	1	1	0	2	4.8
FAU	11/26/10		19	2-10	.200	1-5	.200	1-2	.500	4	4	8	2.6	2	2	1	0	0	6	5.0
UNC GREENSBORO	11/27/10		21	1-4	.250	1-2	.500	0-0	.000	3	0	3	2.7	1	1	2	0	1	3	4.7
SOUTHERN	11/29/10		18	0-4	.000	0-4	.000	2-2	1.000	1	2	3	2.7	0	3	1	0	4	2	4.3
CSU BAKERSFIELD	12/5/10		20	2-7	.286	2-6	.333	0-0	.000	0	3	3	2.8	1	0	0	0	1	6	4.5
20/12 GEORGETOWN	12/7/10		25	2-6	.333	2-5	.400	2-2	1.000	0	1	1	2.6	1	1	1	0	2	8	4.9
ALCORN STATE	12/11/10		23	1-3	.333	0-2	.000	0-0	.000	0	3	3	2.6	2	3	1	0	2	2	4.6
UC RIVERSIDE	12/18/10		22	5-9	.556	0-2	.000	0-0	.000	3	0	3	2.6	1	0	2	0	1	10	5.1
at Ole Miss	12/21/10		18	0-4	.000	0-2	.000	0-0	.000	0	0	0	2.4	3	1	1	0	0	0	4.7
GEORGE WASHINGTON	12/28/10		24	5-7	.714	3-4	.750	1-2	.500	1	1	2	2.4	2	1	1	0	0	14	5.4
MORGAN STATE	12/30/10		26	1-5	.200	0-3	.000	2-2	1.000	2	2	4	2.5	1	1	1	0	0	4	5.3
LIPSCOMB	1/1/11		28	2-5	.400	1-4	.250	2-2	1.000	0	0	0	2.3	0	2	3	0	3	7	5.4
at Virginia	1/6/11		8	0-1	.000	0-1	.000	0-0	.000	0	0	0	2.2	4	0	1	0	0	0	5.1
at Virginia Tech	01/09/11		21	3-7	.429	2-5	.400	0-0	.000	0	1	1	2.1	1	1	1	0	1	8	5.2
CLEMSON	1/14/11		25	2-4	.500	2-4	.500	0-0	.000	0	3	3	2.2	1	2	1	0	1	6	5.3
BOSTON COLLEGE	1/16/11		18	1-5	.200	0-2	.000	0-0	.000	0	1	1	2.1	2	1	1	0	0	2	5.1
at Florida State	01/24/11		25	2-5	.400	2-5	.400	0-0	.000	0	0	0	2.0	1	0	0	0	1	6	5.2
NC STATE	1/27/11		16	0-4	.000	0-2	.000	0-0	.000	1	0	1	2.0	2	1	0	0	1	0	4.9
25/RV GEORGIA TECH	1/30/11		13	1-3	.333	0-1	.000	1-1	1.000	0	1	1	1.9	1	2	1	0	1	3	4.8
at 3/5 Duke	2-3-11		7	0-3	.000	0-3	.000	0-0	.000	0	1	1	1.9	2	1	1	0	0	0	4.6
12/11 MARYLAND	2/10/11		11	0-4	.000	0-2	.000	0-0	.000	0	0	0	1.8	1	0	0	0	0	0	4.4
Totals		0	450	35-121	.289	20-78	.256	16-21	.762	16	27	43	1.8	37	28	24	1	23	106	4.4

Games played: 24
 Minutes/game: 18.8
 Points/game: 4.4
 FG Pct: 28.9
 3FG Pct: 25.6
 FT Pct: 76.2

Rebounds/game: 1.8
 Assists/game: 1.2
 Turnovers/game: 1.0
 Assist/turnover ratio: 1.2
 Steals/game: 1.0
 Blocks/game: 0.0

	<p>24 Jessica Capers</p> <table> <tr> <td>Class: Junior</td> <td>Position: Forward</td> </tr> <tr> <td>Hometown: Gastonia, N.C.</td> <td></td> </tr> <tr> <td>Height: 6-2</td> <td></td> </tr> </table>	Class: Junior	Position: Forward	Hometown: Gastonia, N.C.		Height: 6-2	
Class: Junior	Position: Forward						
Hometown: Gastonia, N.C.							
Height: 6-2							

PRIOR TO MIAMI

Transferred from Indian River State College after her sophomore season... Named a Division I NJCAA First Team All-Region Award Winner in 2010-11 as she averaged 15.8 points and 10.5 rebounds per game, shooting 60 percent from the field... In one season at West Virginia she average 0.3 points, 0.5 rebounds per game in 18 contests... Averaged 18.6 points, 8.3 rebounds, 2.7 assists, and 2.3 steals per game as a senior at Forestview High School... 2008 All-Piedmont First Team and Player of the Year... Invited to both Adidas Top 10 Camp and Junior Phenom Camp... Scored 1,300 career points and grabbed over 1,000 rebounds, the first player in school history to do so... East-West All-Star... North-South All-Star... All-state, All-district and All-region... Three-time team MVP... Three-time team captain... Rated 74th best prep prospect by AllStarGirlsReport.com



40 Shawnice Wilson

Class:

Junior

Hometown:

Pittsburgh, Pa.

High School:

Westinghouse

Last College:

Pittsburgh

Height:

6-6

Position:

Center

PRIOR TO MIAMI: In her two seasons at Pitt, Wilson averaged 6.9 points and 5.3 rebounds per game and recorded an impressive 83 blocks in 57 starts... Was named to the BIG EAST All-Freshman team and was a finalist for the USA Basketball U19 squad... Named the City League Player of the Year as a junior and senior while at Westinghouse... Four-time All-City League... 2005 Freshman of the Year... District and Player of the Year in as a junior and senior... Second team All-State in 2007-08... Post-Gazette Fab Five City League team... Invited to the prestigious adidas Top Ten All-America Camp... Was ranked 23 out of the top 50 seniors in the 2008 High School Slam Magazine... Scored 1,540 points in her career... National Honor Society member and graduated first in her class.

	15 Tyler Hobgood	
	Class: Freshman	Height: 6-1
	Hometown: Oxford, N.C.	Position: Forward
	High School: J.F. Webb	

Prior to Miami

Averaged 20 points, 13 rebounds, 4 steals and 2 assists per game at JF Webb High School... Named to the all-conference team three times... Led the league in rebounding each of her last three seasons... Led JF Webb to conference championship three years in a row... Voted team MVP



33 Suriya McGuire

Class:
Freshman


Hometown:
Minneapolis, Minn.

High School:
Roosevelt

Height:
5-11

Position:
Guard

PRIOR TO MIAMI: Was ranked as the No. 7 overall player in the nation by Collegiate Girls Basketball Report and the fifth-best point guard by hoopgurlz.com... Scored 13 points per game a season ago and was one of five players to be named to the Nike Nationals All-Tournament Team while playing for her North Tartan AAU squad.

	10 Michelle Woods						
	<table> <tr> <td data-bbox="451 275 574 336"> Class: Freshman </td> <td data-bbox="781 275 878 336"> Height: 5-8 </td> </tr> <tr> <td data-bbox="451 350 600 411"> Hometown: Naples, Fla. </td> <td data-bbox="781 350 899 411"> Position: Guard </td> </tr> <tr> <td data-bbox="451 426 618 487"> High School: Community </td> <td></td> </tr> </table>	Class: Freshman	Height: 5-8	Hometown: Naples, Fla.	Position: Guard	High School: Community	
Class: Freshman	Height: 5-8						
Hometown: Naples, Fla.	Position: Guard						
High School: Community							

Prior to Miami

Ranked as high as the No. 44 overall prospect by ESPN HoopGurlz.com and No. 10 best shooting guard by AllStarGirlsReport.com... Finished high school with 2,365 career points... Averaged 18 points, 5.5 rebounds, and 4 assists per game at Naples Community School... Named 2A state player of the year during her sophomore and senior years... Led team to two state championships and five district championships

All-Time Series Results**Alabama (0-2)**

12/29/96	L	73-43	(h)
1/4/80	L	73-61	(h)

UAB (2-2)

11/22/10	W	68-52	(h)
11/21/09	W	70-54	(a)
11/21/80	L	79-63	(a)
1/23/80	L	83-71	(h)

Alaska-Anchorage (1-0)

3/1/87	W	71-62	(a)
--------	---	-------	-----

Alcorn state (1-0)

12/11/10	W	94-32	(h)
----------	---	-------	-----

Appalachian State (1-0)

12/29/92	W	80-63	(h)
----------	---	-------	-----

Arizona (1-1)

12/2/89	W	85-65	(h)
1/27/88	L	78-71	(a)

Arizona State (0-1)

1/28/88	L	78-74	(a)
---------	---	-------	-----

Arkansas (0-1)

11/23/84	L	79-58	(a)
----------	---	-------	-----

Auburn (0-8)

12/30/08	L	68-53	(h)
12/29/06	L	79-61	(h)
12/29/94	L	73-43	(h)
2/4/89	L	73-44	(a)
12/29/87	L	96-48	(h)
1/3/87	L	98-55	(a)
1/27/86	L	92-46	(a)
1/5/81	L	78-72	(h)

Augustana (1-0)

12/29/84	W	77-50	(h)
----------	---	-------	-----

Austin Peay (2-0)

11/28/08	W	64-51	(h)
1/4/82	W	74-52	(h)

Barry (3-1)

2/6/89	W	85-36	(h)
2/19/74	W	41-33	(h)
2/1/74	W	44-41	(a)
2/15/73	L	51-45	(a)

Baylor (1-0)

11/30/85	W	64-55	(n)
----------	---	-------	-----

Bethune Cookman (7-1)

11/18/09	W	88-46	(h)
2/5/90	W	76-43	(h)
1/25/90	W	76-26	(a)
2/22/89	W	72-55	(h)
12/6/88	W	77-65	(a)
2/20/88	L	80-72	(a)
12/1/87	W	90-55	(h)
1/20/81	W	2-0—forfeit	
		(h)	

BINGHAMTON (3-0)

12/19/09	W	68-52	(a)
12/13/08	W	72-37	(h)
11/30/85	W	64-55	(n)

Boston College (20-16)

2/17/11	W	90-80	(a)
1/16/11	W	65-53	(h)
2/28/10	W	76-68	(h)
1/31/10	L	72-64	(a)
3/5/09*	L	76-59	(n)
2/16/09	L	71-64	(h)
1/18/09	L	62-54	(a)
3/2/08	L	63-52	(h)
2/3/08	L	70-42	(a)
2/11/07	L	78-65	(a)
1/18/07	W	83-68	(h)
2/12/06	L	79-69	(a)
1/19/06	W	82-68	(h)
3/7/04	L	65-53	(n)
1/10/04	W	70-66	(a)
3/1/03	L	84-77	(a)
1/15/03	L	79-61	(h)
2/26/02	W	60-57	(h)
3/3/01	L	62-49	(n)
1/10/01	W	65-59	(a)
2/2/00	L	66-55	(h)
1/16/99	W	66-53	(a)
12/5/98	W	65-57	(h)
1/10/98	W	85-79	(h)
3/2/97	W	63-48	(n)
2/19/97	L	67-55	(a)
1/2/97	L	66-48	(h)
1/22/96	W	60-59	(a)
1/22/95	W	73-67	(a)
1/2/95	W	80-45	(h)
2/26/94	W	75-72	(h)
1/25/94	L	80-71	(a)
2/16/93	W	84-55	(h)
1/31/93	W	80-67	(a)
2/1/92	W	79-60	(h)
1/3/92	W	78-59	(a)

*ACC Tournament

Boston University (1-0)

1/11/90	W	87-69	(a)
---------	---	-------	-----

Bradley (2-0)

11/25/05	W	73-61	(h)
11/29/03	W	70-52	(n)

BYU (1-1)

12/20/86	L	82-80	(n)
12/13/85	W	78-74	(n)

Broward Central (11-9)

2/13/81	W	69-50	(a)
11/17/80	W	87-49	(h)
2/12/80	W	104-35	(h)
11/28/79	W	101-38	(a)
1978-79	L	81-58	(n)
1978-79	L	93-82	(h)
1978-79	L	77-61	(a)
2/21/78	L	70-62	(n)
1/2/78	L	59-47	(a)
2/18/77	L	72-65	(n)
2/16/77	W	75-64	(h)
2/4/77	L	69-59	(a)
2/21/76	L	91-65	(n)
2/2/76	L	69-65	(a)
1974-75	W	61-26	(h)
1974-75	W	49-19	(a)
1/30/74	W	43-27	(a)
2/21/74	W	44-28	(h)
1/12/73	W	36-26	(a)
2/13/73	W	41-25	(h)

Brown (2-0)

12/29/08	W	81-41	(h)
12/29/99	W	79-62	(h)

Bucknell (1-0)

12/28/92	W	74-54	(h)
----------	---	-------	-----

Butler (1-1)

11/24/07	L	62-59	(h)
12/27/96	W	70-55	(h)

UC Riverside (2-0)

12/18/10	W	81-59	(h)
11/13/09	W	88-73	(a)

California (1-0)

4/3/10^	L	73-61	(a)
^WNIT			

Cal state bakersfield (2-0)

12/5/10	W	86-61	(h)
11/15/09	W	111-93	(a)

Carson Newman (1-0)

12/17/81	W	86-63	(n)
----------	---	-------	-----

Central Arkansas (1-0)

12/30/07	W	90-57	(h)
----------	---	-------	-----

UCF (11-3)

12/18/08	W	66-59	(a)
12/2/07	W	64-56	(h)
12/20/05	W	82-72	(a)
12/13/04	W	60-50	(h)
2/10/90	W	96-74	(h)
2/11/89	W	94-69	(h)
2/25/88	W	103-87	(h)
1/20/88	W	93-82	(a)
12/04/85	W	62-61	(h)
1/24/83	L	70-60	(a)
12/15/81	W	66-63	(n)
2/06/81	W	86-75	(h)
2/19/80	L	57-56	(a)
1978-79	L	69-51	(n)

Charleston Southern (1-0)

12/2/07	W	64-56	(h)
---------	---	-------	-----

Charlotte (0-1)

3/24/90	L	82-80	(n)
---------	---	-------	-----

Clemson (4-5)

1/14/11	W	77-48	(h)
2/18/10	L	73-72	(a)
1/5/09	L	74-68	(h)
1/10/08	W	66-61	(a)
1/28/07	L	79-69	(h)
1/12/06	W	74-52	(a)
1/31/05	W	83-69	(a)
3/14/98	L	60-49	(n)
12/19/81	L	74-59	(n)

Cleveland State (3-0)

2/28/91	W	91-59	(h)
12/27/89	W	81-53	(h)
12/27/84	W	95-48	(h)

Connecticut (5-18)

2/8/04	L	83-65	(a)
2/19/03	L	81-60	(h)
1/12/02	L	96-50	(a)
1/23/01	L	81-45	(a)
12/5/00	L	77-53	(h)
1/29/00	L	84-36	(h)
2/8/00	L	93-46	(a)
2/6/99	L	88-66	(h)
1/20/99	L	89-55	(a)
2/13/98	L	80-60	(a)
3/3/97	L	98-71	(a)
2/16/97	L	86-59	(a)
1/9/97	L	69-51	(h)
1/10/96	L	79-52	(h)
2/9/95	L	85-48	(a)
1/24/95	L	92-51	(h)
2/13/94	L	60-48	(h)
1/23/94	L	87-46	(a)
2/14/93	W	69-51	(h)
1/15/93	W	69-66	(a)
3/9/92	W	56-47	(a)
2/21/92	W	75-59	(a)
1/17/92	W	70-66	(h)

Cornell (2-0)

12/21/09	W	101-62	(a)
1/2/09	W	61-47	(h))

Dartmouth (2-0)

12/16/03	W	74-53	(h)
12/20/84	W	62-52	(h)

Dayton (3-0)

12/3/94	W	67-53	(n)
1/4/86	W	76-62	(h)
2/15/81	W	62-58	(h)

Delaware State (1-0)

12/27/97	W	105-62	(h)
----------	---	--------	-----

Delta State (0-1)

3/7/82	L	81-66	(n)
--------	---	-------	-----

Detroit Mercy (1-1)

12/28/95	L	78-77	(h)
1/8/89	W	74-61	(a)

District of Columbia (1-0)

1/3/90	W	79-47	(n)
--------	---	-------	-----

Drake (0-1)

1/2/81	L	101-63	(h)
--------	---	--------	-----

Duke (0-8)

2/3/11	L	82-58	(a)
1/14/10	L	69-62	(h)
1/9/09	L	73-58	(a)
1/5/08	L	84-72	(h)
1/3/07	L	72-42	(a)
2/19/06	L	99-93	(h)
2/24/05	L	95-61	(a)
2/3/05	L	72-63	(h)

East Carolina (1-1)

12/19/85	L	58-43	(a)
1/2/82	W	60-56	(h)

East Tennessee State (0-1)

1/5/82	L	70-44	(h)
--------	---	-------	-----

Eastern Kentucky (2-1)

11/23/03	W	90-81	(n)
11/24/99	W	83-66	(h)
11/24/94	L	81-74	(n)

Eastern Michigan (1-0)

12/21/02	W	85-66	(h)
----------	---	-------	-----

Edinboro State (0-1)

1/2/80	L	70-62	(h)
--------	---	-------	-----

Evansville (1-0)				2/18/85	W	68-53	(h)
2/26/85	W	61-60	(h)	1/14/85	L	85-68	(a)
				2/06/85	L	55-53	(h)
Fairfield (3-3)				12/11/83	L	78-58	(a)
11/28/04	W	84-70	(h)	2/14/83	L	78-64	(a)
12/22/00	L	67-55	(h)	1/20/82	L	80-73	(a)
11/16/97	W	87-66	(h)	12/05/81	W	87-85	(h)
11/27/94	W	81-71	(h)	2/28/81	W	65-59	(n)
1/3/86	L	71-68	(h)	2/7/81	W	75-64	(h)
12/28/82	L	76-71	(h)	1/10/81	L	84-55	(a)
				2/20/80	L	81-66	(n)
Fairleigh Dickinson (1-0)				2/18/80	L	77-66	(a)
12/2/05	W	100-62	(h)	1/12/80	L	80-71	(h)
				2/23/78	L	76-55	(n)
Flagler (2-2)				1/28/78	L	84-47	(a)
2/16/80	W	64-62	(n)	2/25/77	L	73-41	(h)
1/27/80	W	74-73	(a)	2/8/77	L	75-28	(h)
1974-75	L	62-49	(a)	2/20/76	L	83-41	(n)
2/26/74	L	74-38	(n)	2/9/76	L	103-53	(a)
				1974-75	L	58-45	(n)
Florida (14-28)				1974-75	L	67-32	(n)
3/21/10^	W	77-64	(h)	^WNIT			
12/12/03	W	80-75	(h)				
12/2/02	L	76-67	(a)				
12/1/99	L	85-77	(h)				
11/24/98	L	85-69	(a)				
11/21/97	L	70-51	(a)				
11/22/96	L	65-58	(n)				
12/2/95	L	71-70	(h)				
12/2/94	L	84-63	(n)				
1/27/94	L	59-50	(a)				
12/1/91	W	95-75	(h)				
1/16/90	W	85-73	(a)				
11/29/89	W	76-61	(h)				
1/24/89	W	75-67	(h)				
1/16/89	L	75-61	(a)				
12/19/87	W	84-75	(h)				
12/12/87	W	69-68	(a)				
2/22/87	W	78-66	(h)				
12/13/86	L	81-73	(a)				
2/24/86	W	70-45	(h)				
1/15/86	L	79-58	(a)				

Florida A&M (11-9)

12/1/09	W	83-69	(h)
3/9/91	W	73-44	(n)
2/2/91	W	78-71	(h)
1/17/91	L	73-65	(a)
1/22/90	W	90-56	(h)
12/6/89	W	77-70	(a)
1/21/89	W	73-66	(a)
12/19/88	W	103-64	(h)
2/4/88	L	89-88	(a)
1/11/88	W	104-86	(h)
2/18/83	L	80-78	(h)
1/22/83	L	65-58	(a)
2/15/82	L	69-64	(a)
2/1/82	W	66-62	(h)
2/20/81	W	79-47	(h)
12/7/80	L	72-50	(a)
1978-79	L	90-58	(h)
1978-79	L	67-37	(a)
1974-75	W	59-38	(n)
2/27/73	L	55-47	(n)

FAU (16-0)

11/26/10	W	89-48	(h)
11/9/07	W	64-45	(h)
12/16/02	W	86-61	(h)
12/15/01	W	92-77	(a)
11/20/00	W	87-50	(h)
12/11/99	W	89-73	(a)
12/16/98	W	91-57	(h)
11/25/97	W	105-84	(a)
11/26/96	W	74-53	(h)
12/30/95	W	93-54	(h)
11/29/94	W	90-81	(a)
12/28/93	W	90-69	(h)
12/6/92	W	94-37	(h)
2/18/89	W	72-55	(h)
2/15/88	W	87-66	(h)
3/9/87	W	59-43	(h)

Florida Gulf Coast (1-0)

3/18/10^	W	70-57	(h)
^ WNIT			

FIU (33-21)				1/15/81	W	98-41	(h)
11/25/08	W	66-49	(a)	2/6/79	W	86-58	(h)
12/4/07	L	60-58	(h)	2/12/79	W	74-44	(h)
12/5/06	L	83-78	(a)	2/18/78	W	50-43	(n)
3/18/06^	W	95-83	(h)	2/8/78	W	54-50	(a)
12/6/05	W	75-63	(h)	1/23/78	W	71-42	(h)
12/4/04	L	67-62	(a)	2/26/77	L	66-58	(h)
12/2/03	W	78-58	(h)	2/24/77	W	64-51	(h)
12/14/02	L	81-70	(a)	2/19/77	L	52-48	(n)
2/16/02	L	71-65	(h)	2/14/77	W	73-65	(h)
12/9/00	L	78-48	(a)	2/1/77	L	57-49	(a)
12/4/99	W	76-61	(h)	2/26/76	L	59-57	(n)
11/18/98	W	67-65	(a)	2/17/76	L	57-50	(h)
12/14/97	L	81-60	(h)	1/29/76	W	56-38	(h)
12/14/96	W	55-49	(a)	^ WNIT			
12/16/95	W	71-49	(h)				
12/6/94	L	77-62	(a)	Florida Memorial (6-0)			
12/30/93	L	75-56	(h)	2/14/84	W	75-43	(a)
12/13/92	W	80-53	(a)	11/18/83	W	76-56	(h)
12/29/91	W	78-53	(h)	1/17/83	W	89-71	(a)
3/8/91	W	75-55	(n)	11/19/82	W	88-40	(h)
3/2/91	W	79-54	(h)	11/28/82	W	100-54	(h)
2/5/91	W	74-64	(a)	11/27/81	W	75-47	(a)
2/23/90	W	94-76	(a)				
2/1/90	W	71-64	(h)				
2/24/89	W	100-85	(a)	Florida Southern (0-1)			
1/31/89	W	83-76	(h)	1/18/80	L	71-69	(a)
2/23/87	L	79-70	(a)				
2/13/87	L	79-69	(h)				
2/18/87	L	78-71	(h)				
3/4/86	L	81-52	(h)				
3/4/85	W	81-73	(h)				
2/7/85	L	73-72	(a)				
3/3/84	L	83-81	(a)				
1/24/84	W	82-64	(h)				
3/2/83	L	63-53	(h)				
12/4/82	L	89-73	(a)				
1/26/82	W	69-66	(h)				
1/11/82	W	78-59	(a)				
2/21/81	W	84-56	(h)				
1/27/81	W	109-56	(h)				
2/15/80	W	83-35	(h)				

Florida State (9-30)

2/24/11	W	84-68	(h)
1/24/11	L	66-59	(a)
2/25/10	L	87-62	(a)
1/10/10	W	78-70	(h)
2/22/09	L	59-58	(a)
2/8/09	L	75-59	(h)
2/28/08	L	50-49	(a)
1/24/08	L	75-70	(h)
2/1/07	L	75-68	(h)
1/7/07	L	71-62	(a)
2/17/06	L	68-61	(a)
2/9/06	L	79-54	(h)
1/27/05	W	62-57	(h)
1/9/05	L	65-56	(a)
12/19/92	L	64-61	(h)
1/23/91	L	71-69	(a)
12/19/91	L	76-62	(h)
2/17/90	L	95-66	(a)
12/11/88	W	88-79	(h)
11/26/88	W	96-85	(n)
1/29/87	W	80-73	(a)
12/15/86	L	75-74	(h)
2/25/85	W	74-67	(a)
12/15/84	W	79-65	(h)
1/13/84	L	76-64	(a)
3/5/82	L	84-80	(n)
2/13/82	L	66-52	(a)
12/12/81	L	77-74	(h)
2/27/81	W	79-70	(n)
1/13/81	L	62-55	(h)
12/6/80	L	87-73	(a)
2/22/80	L	72-61	(n)
1/22/80	L	93-74	(a)
12/14/79	L	82-64	(h)
1978-79	L	73-57	(n)
1978-79	L	74-64	(h)
1978-79	L	79-53	(a)
2/24/78	L	66-56	(n)
1974-75	L	59-45	(n)

Florida Tech (2-3)

2/7/76	W	60-55	(n)
1/17/76	L	60-57	(h)
1974-75	W	53-32	(n)
2/27/74	L	36-41	(n)
2/26/73	L	38-31	(n)

Fordham (2-0)

11/23/07	W	57-40	(h)
1/8/85	W	92-73	(h)

Furman (1-0)

11/21/99	W	88-46	(h)
----------	---	-------	-----

Gardner-Webb (2-0)

3/20/11!	W	80-62	(n)
11/19/04	W	65-47	(h)

! NCAA Tournament

Georgetown (15-8)

12/7/10	W	81-72	(h)
1/4/04	W	57-55	(h)
3/4/03	W	73-71	(h)
1/4/03	W	60-57	(a)
3/3/02	W	69-52	(n)
2/13/02	W	64-56	(a)
2/3/01	W	52-46	(h)
1/19/00	L	63-61	(h)
2/19/00	L	66-61	(a)
2/13/99	W	81-62	(a)
1/26/99	L	69-51	(h)
3/1/98	W	81-66	(h)
1/31/98	W	81-74	(a)
2/25/97	W	62-58	(h)
1/15/97	L	62-55	(a)
2/14/96	L	71-69	(h)
2/15/95	L	65-63	(h)
1/11/95	W	72-66	(a)
2/17/94	L	81-60	(a)
2/11/93	W	67-59	(h)
2/9/93	L	90-88	(a)
1/9/93	W	62-55	(h)
2/8/92	W	83-76	(a)
1/8/92	W	89-51	(h)

George Mason (0-2)

11/30/05	L	68-61	(h)
11/30/04	L	60-35	(a)

George Washington (1-0)

12/28/10	W	83-62	(h)
----------	---	-------	-----

Georgia (0-2)

1/15/06	L	74-59	(n)
2/20/82	L	91-51	(a)

Georgia Southern (2-0)

1/31/91	W	89-66	(h)
1/19/91	W	86-79	(a)

Georgia State (5-3)

11/10/06	W	68-60	(h)
1/24/91	W	68-49	(h)
12/4/90	W	85-60	(a)
2/24/84	L	88-79	(n)
1/7/83	W	71-66	(n)
12/19/82	L	83-69	(n)
2/22/82	W	72-66	(a)
12/29/81	L	63-60	(h)

Georgia Tech (9-11)

2/27/11	W	70-59	(a)
1/30/11	W	84-74	(h)
2/21/10	L	77-73	(h)
1/27/10	L	80-73	(a)
1/29/09	L	68-42	(a)
1/12/09	L	60-50	(h)
3/6/08*	L	76-49	(n)
2/7/08	W	54-52	(h)
1/13/08	L	68-65	(a)
3/1/07*	L	66-52	(n)
2/15/07	L	66-45	(h)
1/15/07	L	52-37	(a)
3/2/06*	L	79-62	(n)
2/26/06	W	90-85	(h)
1/5/06	W	75-63	(a)
3/4/05*	W	60-58	(n)
1/23/05	L	62-46	(h)
3/13/02	W	73-64	(a)
12/30/91	W	78-63	(h)
12/15/80	W	86-80	(h)

* ACC Tournament

Gonzaga (1-0)

2/28/86	W	79-52	(n)
---------	---	-------	-----

Grambling State (2-2)

12/21/08	W	83-65	(h)
12/28/94	L	98-75	(h)
12/4/86	W	67-65	(h)
12/6/85	L	81-75	(h)

Hampton (1-0)				Illinois State (1-0)			
12/12/98	W	84-52	(h)	3/22/90	W	85-83	(n)
Hartford (0-2)				Indiana (1-1)			
12/10/05	W	82-62	(h)	12/5/08	L	69-54	(h)
11/23/04	L	63-53	(a)	11/25/06	W	79-70	(h)
Harvard (1-0)				IUPUI (1-0)			
12/22/91	W	87-62	(h)	11/23/01	W	72-58	(h)
Holy Cross (1-0)				Iona (1-0)			
1/2/87	W	83-76	(n)	11/18/01	W	71-52	(h)
Homestead AFB (2-0)				Iowa (0-2)			
2/23/76	W	63-50	(a)	2/10/86	L	75-46	(a)
1/14/76	W	100-20	(h)	11/29/85	L	83-63	(n)
Houston (2-7)				Jackson State (1-1)			
11/24/09	W	68-54	(h)	12/1/06	W	77-50	(h)
11/21/08	L	70-64	(a)	12/29/81	L	71-45	(h)
12/8/07	L	63-62	(h)	Jacksonville (0-1)			
12/19/06	L	82-73	(a)	11/13/07	L	72-64	(h)
3/16/02	L	83-76	(a)	James Madison (1-0)			
11/28/95	L	80-72	(a)	1/4/90	W	72-53	(n)
12/2/89	L	81-76	(a)	Kansas (0-2)			
2/11/85	L	83-68	(a)	12/28/90	L	76-48	(h)
1/9/82	W	64-47	(h)	12/31/79	L	101-62	(h)
Howard (2-0)				Kennesaw State (1-0)			
2/9/91	W	78-58	(h)	11/12/10	W	93-39	(h)
11/27/87	W	81-58	(n)	Kentucky (1-5)			
Idaho (0-1)				12/1/01	L	60-57	(a)
2/22/84	L	68-66	(n)	12/19/00	W	74-59	(h)
Illinois (0-2)				3/23/90	L	80-68	(n)
12/30/87	L	85-83	(h)	12/9/89	L	80-71	(n)
12/14/85	L	73-47	(n)	12/6/86	L	71-55	(h)
Illinois-Chicago (1-0)				2/8/86	L	108-53	(a)
12/16/89	W	70-41	(h)				

Lamar (2-1)

1/11/85	W	89-54	(h)
12/2/83	W	71-62	(h)
1/1/80	L	78-56	(h)

Lawrence (1-0)

12/14/82	W	74-34	(h)
----------	---	-------	-----

Lehigh (1-0)

12/27/01	W	76-49	(h)
----------	---	-------	-----

Lipscomb (1-0)

1/1/11	W	91-52	(h)
--------	---	-------	-----

Long Beach State (1-0)

11/27/09	W	83-66	(h)
----------	---	-------	-----

LIU-Brooklyn (1-0)

1/17/95	W	74-59	(h)
---------	---	-------	-----

Loyola Marymount (1-0)

12/29/04	W	78-67	(h)
----------	---	-------	-----

LSU (0-3)

12/19/07	L	63-52	(n)
1/10/86	L	54-94	(n)
1/16/85	L	62-67	(h)

Louisiana Tech (0-2)

3/5/87	L	76-58	(h)
1/25/86	L	81-40	(a)

Louisville (1-0)

1/11/89	W	59-58	(a)
---------	---	-------	-----

Maine (1-2)

12/29/07	L	54-53	(h)
12/28/97	W	91-78	(h)
1/13/88	L	76-56	(a)

Manhattan (1-0)

11/24/95	W	74-66	(h)
----------	---	-------	-----

Manhattanville (1-0)

1/9/77	W	48-46	(h)
--------	---	-------	-----

Maryland (3-8)

2/10/11	W	83-75	(h)
1/21/10	W	80-77	(a)
3/1/09	L	89-65	(h)
1/31/08	L	90-50	(a)
1/10/07	L	111-53	(h)
2/1/06	L	88-77	(a)
2/17/05!	L	70-65	(h)
3/21/04	L	86-85	(n)
12/29/02	W	97-66	(h)
2/11/93	L	67-57	(a)
1/4/87	L	84-64	(n)

!NCAA Tournament

Md.-Eastern Shore (2-0)

11/27/04	W	88-64	(n)
1/14/87	W	82-61	(h)

Marymack Coll. (MO) (0-1)

1/3/76	L	63-53	(h)
--------	---	-------	-----

Massachusetts (2-0)

11/28/09	W	63-57	(h)
1/9/90	W	76-58	(a)

Memphis (1-1)

11/27/84	L	91-74	(a)
1/4/84	W	76-73	(h)

Mercer (5-2)

2/14/91	L	80-71	(a)
1/26/91	L	86-83	(h)
2/19/90	W	84-62	(h)
2/2/89	W	75-47	(a)
12/21/88	W	93-62	(h)
12/17/85	W	71-57	(h)
12/30/81	W	68-67	(h)

Miami-Dade Downtown (6-0)

2/10/77	W	67-45	(h)
1/13/77	W	75-56	(a)
2/3/76	W	71-38	(h)
1/22/76	W	74-54	(a)
1974-75	W	58-26	(h)
1974-75	W	65-21	(a)

Miami-Dade New World (11-0)

2/10/81	W	72-57	(a)
12/10/80	W	82-55	(h)
2/14/80	W	85-19	(n)
1/10/80	W	89-54	(h)
12/10/79	W	98-35	(a)
1978-79	W	81-63	(a)
1978-79	W	79-54	(n)
1978-79	W	52-35	(h)
2/17/78	W	54-41	(n)
2/13/78	W	67-41	(h)
1/16/78	W	63-57	(a)

Miami-Dade North (12-8)

2/23/81	W	58-48	(a)
1/22/81	W	80-60	(h)
2/15/80	W	55-52	(a)
12/8/79	W	90-66	(a)
12/1/79	W	77-56	(h)
1978-79	W	86-44	(a)
1978-79	W	97-61	(a)
1978-79	W	74-42	(h)
1/25/78	W	88-34	(a)
2/22/77	W	75-68	(h)
1/24/77	L	106-69	(a)
2/11/76	L	64-49	(a)
1/27/76	L	80-58	(h)
1974-75	L	54-46	(a)
1974-75	W	44-38	(h)
1974-75	L	65-49	(n)
2/18/74	L	38-36	(a)
2/13/74	W	29-23	(h)
2/22/73	L	47-36	(a)
1/9/73	L	37-21	(h)

Miami-Dade South (7-8)

2/3/81	L	63-60	(a)
12/2/80	W	75-51	(h)
2/28/80	L	60-57	(a)
12/11/79	W	84-71	(h)
1978-79	W	66-60	(h)
2/18/78	L	69-59	(n)
2/7/78	L	53-46	(a)
1/20/78	W	73-69	(h)
2/7/77	L	56-50	(a)
1/26/77	W	42-39	(h)
2/7/76	L	62-60	(n)
1/20/76	L	49-40	(a)
1974-75	W	60-52	(a)
2/12/74	W	48-47	(a)
2/8/73	L	56-26	(a)

Miami (OHio) (2-0)

11/20/10	W	96-64	(h)
1/3/10	W	75-61	(a)

Michigan (2-2)

3/31/10*	W	76-59	(a)
11/19/07	L	65-50	(h)
12/3/06	L	60-55	(a)
12/28/89	W	72-64	(h)
*WNIT			

Michigan State (1-2)

12/29/90	L	79-73	(h)
12/19/86	L	63-52	(a)
12/30/84	W	78-68	(h)

Middle Tennessee (1-0)

12/30/80	W	80-74	(h)
----------	---	-------	-----

Millikin (1-0)

1/2/83	W	66-62	(h)
--------	---	-------	-----

Minnesota (1-2)

12/30/01	L	80-65	(h)
11/28/87	L	76-72	(a)
12/22/86	W	77-64	(h)

Mississippi (3-3)

12/21/10	W	82-46	(a)
12/15/07	L	65-52	(h)
12/21/06	L	82-64	(a)
12/29/05	W	79-70	(h)
1/3/91	W	66-64	(n)
12/31/85	L	79-61	(h)

Mississippi State (0-1)

2/27/87	L	81-67	(n)
---------	---	-------	-----

Missouri (1-0)

1/5/85	W	82-81	(n)
--------	---	-------	-----

Missouri-Kansas City (1-1)

1/9/91	L	53-44	(a)
2/9/90	W	70-58	(h)

Monmouth (1-0)

11/28/86	W	82-73	(n)
----------	---	-------	-----

Montana (1-1)

12/20/05	L	83-74	(a)
12/16/06	W	55-49	(h)

Morehead State (1-0)

11/22/03	W	93-54	(a)
----------	---	-------	-----

Morgan State (1-0)

12/30/10	W	74-47	(h)
----------	---	-------	-----

Morris Brown (1-0)

11/25/02	W	111-44	(h)
----------	---	--------	-----

Murray State (2-0)

1/4/91	W	82-60	(n)
1/4/85	W	73-62	(h)

Nebraska (0-3)

11/17/10	L	99-85	(a)
12/5/09	L	76-71	(h)
12/30/82	L	76-74	(h)

New Hampshire (1-0)

12/28/00	W	70-61	(h)
----------	---	-------	-----

New Mexico (0-1)

3/22/03	L	91-85	(n)
---------	---	-------	-----

New Orleans (1-0)

11/26/84	W	77-57	(n)
----------	---	-------	-----

Niagara (1-0)

12/1/89	W	88-52	(h)
---------	---	-------	-----

Nicholls State (1-0)

11/24/06	W	85-42	(h)
----------	---	-------	-----

NORFOLK STATE (1-0)

11/14/08	W	91-42	(h)
----------	---	-------	-----

North Carolina (4-10)

3/5/11*	L	83-57	(n)
2/13/11	W	78-66	(a)
2/4/10	W	80-69	(h)
2/29/09	L	90-76	(a)
2/21/08	L	79-61	(h)
2/18/07	L	93-70	(a)
1/9/06	L	90-57	(h)
3/15/05	L	64-57	(n)
1/17/05	L	83-52	(a)
3/21/92!	W	86-72	(h)
2/29/88	W	75-69	(a)
1/29/87	L	89-71	(h)
11/25/83	L	77-65	(n)
1/17/81	L	75-61	(n)

* ACC Tournament

! NCAA Tournament

North Carolina A&T (2-0)

3/25/10^	W	84-77	(h)
12/28/05	W	104-65	(h)

^WNIT

UNC Greensboro (1-0)

11/27/10	W	78-60	(h)
----------	---	-------	-----

UNF (1-0)

12/31/09	W	80-36	(h)
----------	---	-------	-----

NC State (3-9)

3/4/11*	W	93-85	(n)
---------	---	-------	-----

1/27/11	W	84-77	(h)
---------	---	-------	-----

2/14/10	L	66-64	(a)
---------	---	-------	-----

1/22/09	W	72-60	(h)
---------	---	-------	-----

2/14/08	L	51-45	(a)
---------	---	-------	-----

2/24/07	L	77-53	(h)
---------	---	-------	-----

1/26/06	L	83-77	(a)
---------	---	-------	-----

2/14/05	L	71-68	(h)
---------	---	-------	-----

1/20/05	L	73-59	(a)
---------	---	-------	-----

12/19/99	L	80-60	(h)
----------	---	-------	-----

11/26/83	L	60-54	(a)
----------	---	-------	-----

1/16/81	L	97-50	(a)
---------	---	-------	-----

* ACC Tournament

Notre Dame (3-13)

2/25/04	L	93-58	(a)
---------	---	-------	-----

1/28/04	L	59-50	(h)
---------	---	-------	-----

1/11/03	W	80-70	(a)
---------	---	-------	-----

1/2/02	L	69-65	(h)
--------	---	-------	-----

2/20/01	L	81-54	(a)
---------	---	-------	-----

1/22/00	L	76-54	(h)
---------	---	-------	-----

3/5/00	L	67-52	(a)
--------	---	-------	-----

2/23/99	L	89-62	(a)
---------	---	-------	-----

2/3/98	W	77-76	(h)
--------	---	-------	-----

1/8/98	L	75-47	(a)
--------	---	-------	-----

1/29/97	L	72-71	(h)
---------	---	-------	-----

2/20/96	L	86-70	(a)
---------	---	-------	-----

1/27/96	L	67-50	(h)
---------	---	-------	-----

1/7/88	L	83-68	(h)
--------	---	-------	-----

2/7/86	W	62-61	(a)
--------	---	-------	-----

1/5/86	L	59-53	(h)
--------	---	-------	-----

North Dakota State (1-0)

1/1/84	W	64-61	(h)
--------	---	-------	-----

Oakland (1-0)

11/26/05	W	78-65	(h)
----------	---	-------	-----

Northeast Louisiana (0-1)

12/30/85	L	88-62	(h)
----------	---	-------	-----

Ohio State (0-2)

12/27/86	L	79-75	(h)
----------	---	-------	-----

12/17/82	L	91-63	(n)
----------	---	-------	-----

Northern Illinois (1-1)

2/6/88	W	88-80	(h)
--------	---	-------	-----

2/9/87	L	77-72	(a)
--------	---	-------	-----

Oklahoma (2-2)

3/22/11!	L	88-83	(n)
----------	---	-------	-----

12/20/97	L	67-62	(a)
----------	---	-------	-----

12/29/88	W	69-66	(h)
----------	---	-------	-----

Northwestern (1-1)

11/21/01	W	86-69	(h)
----------	---	-------	-----

11/24/00	L	56-48	(a)
----------	---	-------	-----

! NCAA Tournament

Nw State (La.) (1-0)

12/3/88	W	92-89	(n)
---------	---	-------	-----

Oklahoma State (1-1)

12/19/98	W	62-60	(h)
----------	---	-------	-----

1/2/91	W	74-71	(n)
--------	---	-------	-----

3/15/89!	L	93-69	(a)
----------	---	-------	-----

! NCAA Tournament

Old Dominion (0-3)

12/1/96	L	94-55	(a)
---------	---	-------	-----

1/9/88	L	93-79	(h)
--------	---	-------	-----

1/13/86	L	86-64	(a)
---------	---	-------	-----

Oral Roberts (1-1)

12/19/96	W	69-49	(h)
12/17/79	L	68-58	(h)

Oregon (0-1)

11/26/04	L	79-73	(n)
----------	---	-------	-----

Pepperdine (1-0)

2/26/84	W	67-43	(n)
---------	---	-------	-----

Pittsburgh (16-8)

1/17/04	W	77-68	(h)
1/22/03	W	79-76	(a)
2/2/02	W	77-61	(h)
2/17/01	W	96-69	(h)
1/30/01	L	84-74	(a)
2/29/00	W	80-60	(h)
1/10/99	L	63-61	(a)
1/2/99	W	75-60	(h)
1/24/98	W	72-55	(h)
3/1/97	W	64-50	(n)
2/12/97	W	89-61	(h)
1/6/97	L	64-59	(a)
3/2/96	L	52-49	(n)
12/22/95	W	73-63	(a)
2/1/95	W	54-50	(h)
1/7/95	L	73-61	(a)
3/5/94	L	70-60	(n)
2/2/94	L	59-53	(h)
1/9/94	L	71-66	(a)
3/1/93	W	77-65	(h)
1/29/93	W	55-50	(a)
2/11/92	W	79-64	(h)
1/11/92	W	73-54	(a)
12/31/82	W	79-75	(h)

Portland State (1-0)

2/16/91	W	84-63	(h)
---------	---	-------	-----

Providence (18-6)

3/28/10^	W	73-65	(a)
3/2/04	W	81-62	(h)
1/20/04	W	86-67	(a)
2/22/03	W	77-64	(h)
2/23/02	L	69-64	(a)
1/17/01	L	77-60	(h)
2/12/00	W	71-66	(a)
1/13/99	W	85-63	(h)
2/10/98	W	90-79	(a)
12/6/97	W	97-70	(h)
1/12/97	W	60-56	(a)
1/31/96	W	74-73	(h)
1/4/96	L	81-60	(a)
2/25/95	L	76-72	(a)
1/21/95	W	80-78	(h)
2/23/95	L	78-62	(a)
1/3/94	W	65-63	(h)
3/8/93	W	76-55	(a)
2/6/93	W	85-65	(h)
1/5/93	W	64-52	(a)
3/8/92	W	82-70	(n)
2/16/92	W	95-69	(h)
11/13/92	W	87-83	(a)
12/28/83	L	70-60	(h)
^WNIT			

Purdue (2-3)

12/19/91	W	65-63	(h)
11/25/90	L	86-56	(a)
1/4/89	L	79-65	(a)
11/29/86	L	69-68	(n)
12/31/84	W	69-64	(h)

Quinnipiac (2-0)

12/28/09	W	93-48	(h)
11/29/02	W	87-56	(n)

Radford (1-0)

1/2/01	W	83-48	(h)
--------	---	-------	-----

Rhode Island (0-2)

1/4/94	L	56-54	(n)
1/11/86	L	66-65	(n)

Rice (1-1)

3/12/99^	L	65-58	(a)
1/28/83	W	87-57	(n)
^ WNIT			

Richmond (1-0)

12/2/03	W	80-73	(h)
---------	---	-------	-----

Robert Morris (1-0)

1/3/83	W	56-45	(h)
--------	---	-------	-----

Rutgers (7-12)

1/31/04	L	76-69	(h)
3/9/03	W	77-74	(a)
2/4/03	L	65-56	(a)
1/26/02	W	65-55	(h)
1/5/02	W	67-53	(a)
1/27/01	L	39-37	(h)
1/5/00	L	65-45	(a)
2/28/99	L	79-53	(a)
2/10/99	L	66-57	(h)
1/5/99	L	68-54	(a)
3/2/98	L	81-62	(a)
1/8/98	L	77-65	(a)
2/5/97	W	49-41	(a)
12/8/96	L	57-44	(h)
1/17/96	W	58-45	(h)
12/8/91	W	72-53	(a)
12/8/90	L	67-57	(h)
1/28/89	L	97-64	(a)
2/4/84	W	63-58	(a)

St. Bonaventure (1-0)

12/2/00	W	71-51	(h)
---------	---	-------	-----

St. John's (NY) (18-6)

2/10/04	W	85-74	(h)
1/3/04	W	79-60	(a)
2/8/03	W	69-54	(h)
1/23/92	W	68-51	(a)
2/14/01	W	80-43	(h)
1/13/01	W	67-51	(a)
1/8/00	W	68-47	(a)
2/20/99	W	83-51	(h)
12/30/98	L	76-72	(a)
1/17/98	W	72-60	(h)
1/25/97	W	71-48	(h)
12/4/96	L	61-44	(a)
2/3/96	W	62-54	(a)
2/11/95	W	60-56	(a)
1/14/95	L	73-63	(h)
1/30/94	L	68-67	(h)
1/15/94	W	80-72	(a)
3/6/93	W	84-61	(n)
2/3/93	W	84-68	(a)
1/17/93	L	65-59	(h)
2/26/92	W	85-63	(h)
1/23/92	W	58-57	(a)
12/28/84	W	73-59	(h)
2/2/84	L	79-69	(a)

St. Joseph's (Pa.) (1-1)

1/2/85	W	68-65	(h)
1/4/81	L	73-52	(a)

St. Mary's (0-1)

11/17/06	L	69-68	(a)
----------	---	-------	-----

St. Peter's (NJ) (1-0)

3/17/93!	W	61-44	(h)
!NCAA Tournament			

Samford (1-0)

11/18/05	W	72-51	(h)
----------	---	-------	-----

San Diego State (1-0)

12/29/85	W	88-51	(h)
----------	---	-------	-----

San Francisco (1-0)

11/19/06	W	69-59	(a)
----------	---	-------	-----

Santa Clara (2-0)

11/29/08	W	60-44	(h)
----------	---	-------	-----

11/15/06	W	85-83	(a)
----------	---	-------	-----

Siena (1-0)

12/3/05	W	76-47	(h)
---------	---	-------	-----

Seton Hall (13-9)

2/21/04	W	81-43	(h)
---------	---	-------	-----

2/26/03	L	78-71	(a)
---------	---	-------	-----

1/19/02	W	56-54	(h)
---------	---	-------	-----

2/10/01	L	69-61	(a)
---------	---	-------	-----

3/4/00	W	64-60	(h)
--------	---	-------	-----

1/15/00	W	69-42	(a)
---------	---	-------	-----

2/17/99	W	66-52	(a)
---------	---	-------	-----

2/18/98	W	73-66	(h)
---------	---	-------	-----

1/3/98	W	70-66	(a)
--------	---	-------	-----

1/19/97	W	79-67	(h)
---------	---	-------	-----

2/27/96	W	67-60	(h)
---------	---	-------	-----

1/13/96	L	69-62	(a)
---------	---	-------	-----

3/4/95	L	66-50	(a)
--------	---	-------	-----

2/21/95	L	82-65	(h)
---------	---	-------	-----

12/22/94	L	72-44	(a)
----------	---	-------	-----

2/10/94	L	82-46	(h)
---------	---	-------	-----

1/13/94	L	93-50	(a)
---------	---	-------	-----

2/27/93	W	72-60	(h)
---------	---	-------	-----

1/3/93	L	73-59	(a)
--------	---	-------	-----

3/7/92	W	76-62	(n)
--------	---	-------	-----

2/5/92	W	68-46	(h)
--------	---	-------	-----

1/5/92	W	76-54	(a)
--------	---	-------	-----

South Alabama (0-1)

11/22/80	L	74-51	(n)
----------	---	-------	-----

South Carolina (0-2)

11/28/93	L	71-68	(n)
----------	---	-------	-----

2/28/83	L	66-56	(h)
---------	---	-------	-----

South Carolina State (0-1)

12/3/83	L	73-69	(h)
---------	---	-------	-----

Southern (1-0)

11/29/10	W	85-36	(h)
----------	---	-------	-----

South Florida (28-11)

11/25/03	W	62-55	(a)
11/22/02	W	60-49	(h)
11/27/01	L	76-68	(a)
12/16/00	W	73-51	(h)
11/20/97	W	55-52	(n)
11/23/96	W	58-30	(a)
12/1/95	W	73-68	(h)
12/3/94	L	74-65	(n)
3/3/90	W	72-59	(h)
1/18/90	W	89-72	(a)
3/4/89	L	85-82	(a)
1/14/89	W	77-74	(h)
3/6/88	W	76-60	(a)
1/31/87	W	82-71	(h)
2/14/87	W	80-61	(h)
1/17/87	L	684-62	(a)
3/1/86	W	53-48	(h)
2/15/86	W	82-59	(a)
1/25/85	W	91-65	(h)
12/7/84	W	68-62	(a)
1/20/84	W	88-68	(a)
12/7/83	W	81-64	(h)
2/12/83	L	64-63	(a)
12/11/82	W	75-63	(h)
1/16/82	W	60-48	(a)
11/23/81	W	87-52	(h)
2/26/81	W	69-47	(n)
1/9/81	W	59-41	(a)
11/24/80	W	78-60	(h)
2/21/80	W	84-77	(a)
2/2/80	W	72-55	(h)
1/26/80	L	81-76	(n)
1/19/80	W	84-72	(a)
1/20/79	L	72-33	(a)
2/22/79	L	85-45	(n)
1/27/78	L	84-47	(h)
1/28/77	L	59-46	(a)
2/27/76	L	71-46	(n)
2/6/76	W	59-52	(n)

Southern Illinois (1-0)

12/20/95	W	70-61	(h)
----------	---	-------	-----

SIU-Edwardsville (2-0)

2/7/10	W	85-60	(h)
2/4/09	W	83-72	(a)

Southern Methodist (0-1)

12/29/99	L	76-55	(h)
----------	---	-------	-----

Southern Miss (1-1)

12/18/07	W	63-56	(n)
3/5/81	L	80-75	(a)

Sw Louisiana (1-0)

1/6/84	W	84-78	(n)
--------	---	-------	-----

Sw Missouri State (1-0)

11/25/88	W	90-71	(n)
----------	---	-------	-----

Stephen F. Austin (0-1)

1/5/90	L	69-62	(n)
--------	---	-------	-----

Stetson (19-3)				2/3/93	W	60-40	(h)
3/7/91	W	98-77	(n)	1/17/93	W	65-53	(a)
2/20/91	W	77-63	(a)	2/23/92	W	79-66	(a)
1/12/91	W	112-74	(h)	1/21/92	W	74-52	(h)
1/13/90	W	88-69	(a)	12/27/90	W	68-53	(h)
2/13/89	W	69-63	(h)	12/30/88	L	78-62	(h)
2/8/88	W	67-63	(a)				
1/21/87	W	77-65	(h)	Tampa (5-1)			
2/16/85	W	77-46	(h)	2/10/84	W	73-64	(a)
1/2/85	W	68-58	(a)	12/17/83	W	82-57	(h)
2/11/84	W	80-62	(a)	12/18/82	W	77-68	(n)
1/28/84	W	79-52	(h)	1/30/82	W	81-33	(h)
1/7/84	W	89-54	(a)	1978-79	W	56-49	(a)
2/5/83	W	83-61	(h)	1/29/77	L	50-45	(a)
1/14/83	W	77-64	(a)				
3/4/82	W	75-60	(n)	Temple (3-1)			
2/6/82	W	75-67	(h)	1/2/00	W	64-44	(h)
1/15/82	W	95-65	(a)	12/8/89	W	79-73	(n)
2/14/81	W	70-58	(h)	12/28/86	W	77-70	(h)
2/8/80	L	72-50	(a)	1/14/84	L	87-69	(n)
1978-79	L	60-44	(a)				
1978-79	L	66-57	(n)	Tennessee-Martin (0-1)			
2/06/77	W	74-59	(h)	12/15/82	L	85-81	(n)
Syracuse (17-6)				Texas (1-2)			
2/18/04	W	85-65	(a)	12/29/09	L	76-65	(h)
3/8/03	W	77-64	(n)	12/9/01	W	57-55	(n)
1/25/03	L	62-59	(h)	2/17/86	L	112-43	(a)
1/8/03	W	85-68	(a)				
1/16/02	W	75-71	(h)	Texas A&M (2-0)			
2/24/01	L	62-61	(a)	12/19/02	W	84-58	(h)
2/26/00	W	66-64	(h)	2/9/85	W	75-62	(a)
12/8/98	W	68-52	(h)				
2/7/98	W	58-56	(h)	Texas Christian (1-0)			
1/6/98	L	87-75	(a)	11/21/04	W	68-57	(h)
2/22/97	W	64-53	(a)				
2/17/96	W	84-60	(h)	Texas State (1-0)			
1/20/96	L	69-60	(a)	12/16/06	W	92-67	(h)
2/18/95	W	67-65	(h)				
1/18/95	W	65-54	(a)				
2/20/94	L	58-41	(a)				
1/19/94	W	59-62	(h)				

Texas Southern (3-0)				2/2/96	W	70-56	(h)
12/18/92	W	98-41	(h)	2/10/96	L	51-47	(a)
12/31/91	W	85-48	(h)	1/7/96	L	59-53	(h)
12/14/90	W	73-65	(h)	2/5/95	L	72-59	(h)
				1/4/95	L	64-51	(a)
Texas Tech (0-2)				2/6/94	W	64-60	(a)
12/6/04	L	109-49	(n)	1/6/94	W	64-40	(h)
12/30/92	L	75-74	(h)	3/7/93	W	67-49	(n)
				2/20/93	W	57-52	(a)
Toledo (3-1)				1/21/93	W	64-53	(a)
12/28/03	W	68-57	(h)	3/1/92	W	84-67	(h)
12/15/90	L	59-58	(h)	1/26/92	W	75-50	(a)
1/9/89	W	66-52	(a)				
12/31/83	W	88-77	(h)	Virginia (2-7)			
				1/6/11	W	82-73	(a)
Tulane (1-2)				2/11/10	L	69-63	(h)
11/28/99	L	75-66	(h)	2/19/09	L	84-75	(a)
11/22/98	L	63-56	(a)	1/21/08	L	79-68	(h)
3/7/87	W	76-72	(h)	2/4/07	L	73-60	(a)
				3/22/06^	L	83-72	(a)
Upper Iowa (1-0)				1/22/06	L	77-68	(h)
1/6/80	W	70-39	(h)	2/10/05	W	66-60	(a)
				12/28/87	L	78-69	(h)
Valparaiso (1-0)				^ WNIT			
12/18/93	W	77-59	(h)				
				Virginia Tech (7-6)			
Vanderbilt (1-1)				1/9/11	W	69-56	(a)
12/29/03	W	79-57	(h)	1/24/10	L	73-69	(h)
3/26/92*	L	77-67	(n)	2/12/09	W	59-56	(a)
*NCAA Tournament				2/11/08	L	81-73	(h)
				1/25/07	L	78-71	(a)
Villanova (9-13)				1/29/06	W	77-62	(h)
1/7/04	W	58-55	(a)	2/27/05	L	90-45	(a)
3/10/03	L	65-59	(n)	2/6/05	W	78-67	(h)
2/1/03	L	61-55	(h)	2/14/04	W	65-56	(a)
3/3/02	L	68-49	(n)	1/28/03	W	67-66	(h)
1/29/02	L	80-52	(a)	2/20/02	W	55-53	(h)
2/27/01	L	60-59	(h)	2/5/02	L	72-60	(a)
1/26/00	L	44-34	(a)	1/7/01	L	64-51	(a)
1/23/99	L	56-54	(a)				
2/21/98	W	67-64	(h)				
1/14/98	L	68-67	(a)				

Wake Forest (4-6)

2/21/11	W	74-46	(h)
3/4/10*	L	66-65	(n)
1/17/10	L	67-64	(a)
2/1/09	L	78-69	(h)
2/24/08	L	50-45	(a)
2/8/07	W	77-51	(h)
1/5/06	W	79-71	(a)
1/9/05	L	78-63	(h)
11/27/93	L	74-65	(n)
1/8/83	W	81-65	(n)

*ACC Tournament

Washington (0-1)

12/29/89	L	85-68	(h)
----------	---	-------	-----

Weber State (1-0)

11/28/03	W	82-60	(n)
----------	---	-------	-----

West Point (1-0)

1/7/80	W	73-62	(h)
--------	---	-------	-----

West Virginia (12-3)

2/28/04	W	82-74	(h)
2/15/03	L	100-84	(a)
1/8/02	L	57-52	(a)
12/4/01	W	69-53	(h)
2/15/00	W	84-68	(h)
2/5/00	W	70-50	(a)
2/27/99	W	77-55	(h)
2/31/99	W	86-69	(n)
2/3/99	W	98-73	(h)
2/24/98	W	90-69	(a)
12/31/97	W	74-72	(h)
2/22/97	L	75-70	(a)
2/8/96	W	88-69	(a)
1/25/96	W	77-58	(h)
12/28/80	W	89-87	(h)

Western Illinois (1-0)

1/4/83	W	80-63	(h)
--------	---	-------	-----

Western Kentucky (2-4)

1/21/01	L	82-75	(h)
1/11/00	L	75-68	(a)
1/7/99	L	75-61	(h)
3/20/93	L	78-63	(a)
1/2/84	W	65-58	(h)
1/1/81	W	76-65	(h)

Western Michigan (2-0)

12/29/00	W	64-51	(h)
11/23/90	W	94-72	(a)

William & Mary (1-0)

12/28/02	W	85-57	(h)
----------	---	-------	-----

Wisconsin-Green Bay (1-1)

11/16/08	L	63-61	(h)
11/30/02	L	83-72	(a)

Wisconsin-Milwaukee (2-0)

11/28/07	W	73-70	(a-OT)
11/13/06	W	78-71	(h)

Yale (1-0)

12/28/01	W	75-46	(h)
----------	---	-------	-----

Coaching Awards

Lin Dunn	1980-81 NSWAC Coach of the Year
Ferne Labati	1991-92 BIG EAST Coach of the Year
Ferne Labati	1991-92 Kodak/WBCA National Coach of the Year
Katie Meier	2010-11 ACC Coach of the Year
Katie Meier	2010-11 Associated Press National Coach of the Year

NSWAC - New South Women's Athletic Conference

Coaching Records

All-Time Coaching Records (by Wins)

Name	Year(s)	Seasons	Record	Pct.
Ferne Labati	1988-05	17	303-195	.608
Lin Dunn	1978-87	9	149-119	.556
Katie Meier	2005-present	6	100-89	.529
Barry Schimer	1972-75	3	16-15	.516
Shula Feuer	1975-77	2	16-24	.400
Ken Patrick	1987-88	1	14-13	.519
Isabella Hutchinson	1977-78	1	8-8	.500

All-Time Coaching Results

Year	Coach	Overall	Conference (Finish)	Home	Away	Neutral	Postseason
1972-73	Barry Schimer	2-6	NA (5th FAIAW)	1-1	1-3	0-2	—
1973-74	Barry Schimer	6-3	NA (5th FAIAW)	2-0	4-1	0-2	—
1974-75	Barry Schimer	8-6	NA (2nd FAIAW)	3-0	3-2	2-4	—
1975-76	Shula Feuer	7-13	NA (5th FAIAW)	3-4	2-4	2-5	—
1976-77	Shula Feuer	9-11	NA (T-3rd FAIAW)	8-3	1-6	0-2	—
1977-78	Isabella Hutchinson	8-8	NA (5th FAIAW)	3-2	3-3	2-3	—
1978-79	Lin Dunn	10-13	NA (5th FAIAW)	5-3	4-5	1-5	—
1979-80	Lin Dunn	18-16	NA (T-3rd FAIAW)	9-7	7-6	2-3	—
1980-81	Lin Dunn	24-15	NA (1st FAIAW)	17-6	4-7	3-2	AIAW First Round
1981-82	Lin Dunn	19-10	NA (T-3rd FAIAW)	11-3	5-4	3-3	AIAW First Round
1982-83	Lin Dunn	14-13	—	8-5	3-5	3-3	—
1983-84	Lin Dunn	19-12	—	11-3	6-5	2-4	—
1984-85	Lin Dunn	21-7	—	16-1	4-4	1-2	—
1985-86	Lin Dunn	9-18	—	6-7	1-8	2-3	—
1986-87	Lin Dunn	15-15	—	9-6	3-4	3-5	—
1987-88	Ken Patrick	14-13	—	7-6	5-7	3-0	—
1988-89	Ferne Labati	21-8	—	11-1	7-7	3-0	NCAA First Round
1989-90	Ferne Labati	25-6	—	13-1	8-1	4-4	WNIT First Round
1990-91	Ferne Labati	20-10	9-3 (1st NSWAC)	9-6	5-4	6-0	—
1991-92	Ferne Labati	30-2	18-0 (1st BIG EAST)	17-0	11-1	2-1	NCAA Sweet 16
1992-93	Ferne Labati	24-7	15-3 (1st BIG EAST)	13-3	9-4	2-0	NCAA Second Round
1993-94	Ferne Labati	10-17	7-11 (6th BIG EAST)	7-5	2-8	1-4	—
1994-95	Ferne Labati	11-16	8-10 (6th BIG EAST)	6-7	5-7	0-2	—
1995-96	Ferne Labati	14-16	9-9 (1st BIG EAST 7)	10-6	4-6	0-1	—
1996-97	Ferne Labati	15-14	8-10 (T-2nd BIG EAST 7)	8-5	5-8	2-1	—
1997-98	Ferne Labati	19-10	13-5 (2nd BIG EAST 7)	12-1	5-8	2-1	NCAA First Round
1998-99	Ferne Labati	15-14	9-9 (T-6th BIG EAST)	10-4	4-10	1-0	WNIT First Round
1999-00	Ferne Labati	14-15	7-9 (T-6th BIG EAST)	9-7	4-6	1-2	—
2000-01	Ferne Labati	13-15	6-10 (T-8th BIG EAST)	11-6	2-8	0-1	—
2001-02	Ferne Labati	19-12	10-6 (5th BIG EAST)	12-3	5-8	2-1	WNIT First Round
2002-03	Ferne Labati	18-13	8-8 (7th BIG EAST)	11-4	5-7	2-2	NCAA First Round
2003-04	Ferne Labati	22-7	11-5 (4th BIG EAST)	12-2	7-3	3-2	NCAA First Round
2004-05	Ferne Labati	13-16	4-10 (9th ACC)	9-5	2-9	2-2	—
2005-06	Katie Meier	17-13	6-8 (6th ACC)	13-5	4-6	0-2	WNIT Second Round
2006-07	Katie Meier	11-19	2-12 (11th ACC)	9-6	2-13	0-0	—
2007-08	Katie Meier	9-21	2-12 (t-10th ACC)	6-13	2-6	1-2	—
2008-09	Katie Meier	13-17	2-12 (t-10th ACC)	9-9	4-7	0-1	—
2009-10	Katie Meier	22-14	4-10 (t-10th ACC)	13-6	9-7	0-1	WNIT Finals
2010-11	Katie Meier	28-5	12-2 (t-1st ACC)	20-0	6-3	2-2	NCAA Second Round
38 Seasons	578-461	158-162		349-162 (7 NCAA/5 WNIT)	167-218	63-78	12 Postseasons

Retired Numbers

Maria Rivera

1984-88

- 1988 Kodak/WBCA Honorable Mention
All-American
- UM's All-Time Leading Scorer

As one of the most electric scorers ever to step on the court and play at the University of Miami, Maria Rivera left her mark at UM as a four-year standout with the Hurricanes. During her playing career from 1984-88, Rivera reached a level never before achieved at Miami and left UM as the school record holder in several categories, including career points with 2,358.

Rivera came to Miami by way of Canovana, Puerto Rico, where, at just the age of 14, she was named the 1978 Player of the Year by the Puerto Rican Olympic Committee before going on to star on the Puerto Rican 1979 and 1983 Pan American Teams.

From day one she showed an unprecedented desire to achieve at UM. Speaking only Spanish, Rivera borrowed \$2,000 dollars from a bank to enroll in an intense fast-paced English program to pass an English equivalency exam required to enroll at Miami, and just three months later she was on campus and playing for the Hurricanes.

Rivera averaged 18.7 points—the seventh highest single-season average in school history—and 5.3 assists, leading the Hurricanes in scoring in 13-of-28 games in 1984-85, her first season at UM. That season she showed what lay ahead on several occasion, including a school-record setting performance against Lamar where she hit 10-of-11 shots from the field and a 33-point outing against Florida.

Following the conclusion of the regular season, she was named to the Women's Basketball Yearbook Freshman All-America Team.

The following season she stepped up her game, averaging 21.4 points, 4.4 rebounds and 3.3 assists per game. Her 21.4 points per game was the second-highest single-season average in UM history and her 579 points was the third-highest ever at Miami.

Rivera's junior season was highlighted by yet another impressive scoring output, averaging 20.9 points, which ranked third all-time at UM just behind her previous season's mark. That season was full of memorable achievements, including a then-career high 38-point game in UM's opener against Monmouth, but none were more exciting than when she surpassed former Hurricane Sylvia Wilson to become Miami's all-time leading scorer.

Rivera also put together a memorable senior campaign. Needing 29 points to break former men's basketball legend Rick Barry's UM basketball record of 2,298 points, Rivera scored 30 points in the first half of a February 25th contest with Central Florida en route to a then- school-record 41 points to become the University of Miami's all-time leading scorer in both men's and women's basketball.

Upon finishing her career with the Hurricanes, Rivera left as the school record-holder in 16 separate categories—including points (2,358), scoring average (21.1 ppg), steals (382) and field goals made (891) and attempted (1,931) to firmly ensure her place as one of the greatest basketball players to ever play at the University of Miami.

Frances Savage

1988-92

- 1992 Sports Illustrated Player of the Year
- 1992 BIG EAST Player of the Year
- 1992 BIG EAST Most Outstanding Player
- 1992 Kodak All-American

Frances Savage is arguably one of the best players to ever don a uniform at the University of Miami. During her four-year career from 1988-91 Savage etched her name throughout the UM record books. She left as the school's second all-time leading scorer with 2,184 points and first all-time with a career 23.2 scoring average—despite missing all but two games of her senior season.

The 12th child of a household of 13 children, the Fort Lauderdale, Florida native averaged over 30 points per game during her senior season at Sunrise Piper High School and was named the Miami Herald's Broward Player of the Year in 1985 and 1987.

After drawing All-America honors as a high school standout, Savage chose to attend the University of Miami, but was forced to sit out her freshman season in 1987 while fulfilling academic requirements. Once her opportunity arose in 1988, Savage burst onto the scene at UM, scoring 32 points in her collegiate debut versus Southwest Missouri State—the most points scored by a Miami player in their opening game. She would go on to start and score double figures in all 29 games of the 1988 season, averaging 22.4 points and 9.2 rebounds per game.

As a preseason All-America candidate, Savage's junior season picked up where the 1988 season left off, scoring double figures in all 31 games that season while leading the team in points per game (23.6), rebounds per game (9.5), steals (71), free throw percentage (.786) and field goal percentage (.540).

In 1990, Savage opened her senior season with back-to-back 30-point outings, but was lost for the year with a torn ACL suffered in just the second game of the season.

Granted a fifth year of eligibility, in 1991, Savage returned to score 31 points in her first start against in-state rival, Florida. She tied the then-school record with 41 points in UM's win over Providence during the course of the Hurricanes' 30-game win streak.

Averaging 23.3 points and 10.6 rebounds per game, Savage helped lead the Hurricanes to the BIG EAST Championship title in only their first season in the conference and was named both the BIG EAST and Sports Illustrated Player of the Year, in addition to garnering Kodak All-America honors.

Savage left UM as one of the most decorated athletes in school history, holding nine Hurricane records as well as finishing as the school's second all-time leading scorer, and has since been inducted into the UM Sports Hall of Fame and the University of Miami's "Iron Arrow" Society—the highest honor bestowed on an individual by the university.

All-Time Letterwinners

A

Anderson, Sandra	1978-79
Archer, Selina	2010-present
Armour, Merren	1988-92
Audibert, Amy	2003-07
Arsova, Vera	2001-03
Athanas, Marecion	1972-73

B

Baker, Debbie	1976-77
Barnes, Diane	2007-10
Barnhart, Beth	1995-99
Barnhart, Kathy	1974-75
Bell, Marci	1975-77
Bentoski, Pat	1979-80
Bjork, Sharon	1975-76
Blair, Briyana	2007-2009
Blount, Gailyn	1972-75
Blue, Octavia	1994-98
Bodley, Martha	1998-02
Bolton, Wendy	1972-73
Bowers, Vicki	1988-92
Bowie, Pat	1978-79
Bowles, Joanie	1983-85
Brant, Regina	1985-87
Broussard, Chanivia	2000-03
Brown, Maria	2010-present
Bullock, Chountelle	1986-89
Bullock, Sylvia	2008-present
Butler, Hope	1984-88

C

Caffey, Chandra	1976-78
Castaneda, Jessie	1993-94
Castineira, Barbara	1976-80
Chiarelli, Ann	1972-73
Clark, Charmaine	2006-10
Clark, Dalia	1999-01
Clayton, Nanci	1985-90
Clement, Jeannine	1973-74
Collinson, Carly	1996-97
Colville, Julie	1985-86
Cunningham, LaToya	2005-2009
Curtis, Marianne	2004-06

D

DelPrincipe, Laura	1983-84
Denson, Brittany	2005-07
Dhahabu, Imani	2003-05
Dourney, Sue	1972-73
Drake, LaToya	2007-2009
Drury, Shannon	1996-99

E

East, Sue	1973-75
Edwards, Melissa	1985-89
Erman, Lisa	1981-83
Eskinazi-Budge, Selen a	2004-06
Eyer, Sherri	1988-92

F

Farber, Sue	1975-76
Farley, Margaret	1989-90

Faulkner, Maureen	1993-96
Feicht, Julie	1988-89
Fistel, Naomi	1973-74
Foote, Wendy	1974-78
Fowler, Kathryn	1998-02
Fuentes, Ana	1978-79
Fulmore, Cordelia	1983-85

G

Gardner, Stephanie	2010-present
Gatlin, Rikiah	2008-09
Gering, Marjorie	1978-79
Grafentin, Debbie	1977-79
Graziani, Gina	1996-00
Grimsley, Albrey	2004-08

H

Haight, Sue	1973-75
Hamilton, Sandra	1985-86
Harlow, Elaine	1986-90
Harmony, Robin	1980-84
Hartlaub, Alicia	1999-03
Harris, Carla	1990-93
Harris, Gwen	1980-84
Hartman, Sue	1976-80
Harvey, Loretta	1980-84
Hayek, Katie	2002-06
Hebert, Jeannie	1988-92
Henne, Jill	1993-97
Hester, Kathryn	2006-08
Hines, Saritta	1997-98
Holland, Allison	1977-79
Holmes, Jacquelyn	1972-74
Hope, Kym	1995-99
Hotchkiss, Mandy	1976-77
Hunter, Dana	1979-83

I

Iacoboni, Tessa	1995-98
-----------------	---------

J

Jackson, Deborah	1979-80
James, Lamese	2004-06; 2007-09
James, Sheila	1998-02
James, Tamara	2002-06
Johnson, Christi	1989-90
Johnson, Shenise	2008-present
Jones, Debbie	1972-74
Jones, JoJuana	2004-05
Jones, Lisa	1988-90
Jones, Shay	1992-93; 1994-96
Jordan, Jennifer	1994-96; 1997-99

K

Knight, Melissa	2001-06
Kunczt, Belinda	1989-91

L

Lavrinovich, Ann	1980-81
Lewman, Lori	1983-85
Lichtenwalner, Kristin	1981-85
Lusinski, Kim	1975-77

M

Maggs, Marguerite	1978-79
Maik, Galia	1991-94
Mapp, Donna	1981-83
Marincic, Tatjana	2002-06
Marshall, Debbie	1980-85
Martin, Tania	1985-87
McCarthy, Carolyn	1981-83
McCormick, Yalonda	2001-05
McCray, Johonna	1980-81; 1982-83
McCrystal, Margaret	1976-79
McGarry, Ronnie	1990-94
McGraw, Toni	1987-88
Melendez, Lisa	1991-92
Mendoza, Yasmin	1992-94
Metcalfe, Lauve	1972-73
Miller, Lynn	1972-73
Mitchell, Kathy	1978-79
Mitchell, Nickki	1992-94
Moore, Damisha	2007-2009
Moss, Rochelle	1973-75
Mounts, Lorraine	1978-79
Mulkewicz, Nancy	1973-74
Mullin, Annette	1987-88
Murray, McChelle	1994-98
Murray, Sheron	1993-96

N

Nagel, Bobbi	1975-76
Nando, Dona	1997-01
Nelson, Lori	1979-81

O

Oates, Rachel	1997-98
Östh, Camilla	1997-01
Olson, Christine	1992-96
Osei, Lee Anna	2009-10

P

Papuga, Amanda	1999-02
Phanord, Fallon	2001-05
Pier, Juli	1980-81; 1982-85
Plowden, Vicki	1990-93
Poorman, Jill	1979-82
Poulin, Michelle	1974-75
Presswood, Shannon	2000-01

R

Rayam, Linda	1974-75
Reid, Maurita	2006-08
Richardson, Dottie	1976-77; 1978-81
Rilinger, Holly	1992-93
Rivera, Maria	1984-88
Robinson, Heather	1994-95
Roos, Asa	1987-88
Roper, Nancy	1972-73
Rosales, Bianca	1997-98
Rubin, Barb	1974-77
Ruddell, Colleen	1984-88

S

Saake, Meghan	1999-03
Sadler, Eboni	2006-07
Sanderson, Anita	1973-74
Sands, Kim	1974-75

Santiago, Lynda	1974-76
Saunders, Krystal	2010-present
Savage, Frances	1988-92
Schmid, Kate	1994-95
Segall, Nancy	1976-78
Serra, Sue	1975-76
Shaw, Hannah	2009-10
Simcox, Tina	1975-76
Slover, Melinda	1973-74
Smiley, Toni	1984-88
Smith, Iris	1984-86
Smith, Ruth	1987-88
Smith, Tracey	1977-78
Sos, Marcella	1974-75
Sours, Ashley	2008-09
Stroman, Morgan	2009-present
Surowich, Liz	1976-77

T

Taft, Laurie	1972-75
Tantillo, Mary	1990-93
Taylor, Joyce	1979-82
Taylor, Renee	2005-07
Thomas, Desma	1992-94; 1995-97
Thomas, Sue	1973-76
Thomasson, Erin	1985-87
Toomer, Tarla	1994-97
Trachten, Roberta	1977-78
Trifiro, Michelle	1974-76

W

Wade, Chris	1986-87
Wade, Linda	1983-84
Wagner, Nina	1991-95
Watson, Veronica	1992-94
Wells, Sandra	1979-80
Werb, Sue	1984-85
Whigham, Yolanda	2001-02
White, Betsy	1978-80
White, Christal	1998-00
Wilkins, Shaquana	2000-04
Wiley, Jean	1982-83
Williams, Carla	2006-08
Williams, Riquna	2008-present
Williams, Robin	1985-87
Williams, Shanel	2009-present
Wilson, Dellareese	1990-93
Wilson, Hutashi	2000-04
Wilson, Sylvia	1979-82
Wimes, Cassandra	1994-96; 1997-99
Wood, Tanya	1988-90
Woodson, Epiphany	2007-2009
Wygall, Wynn	1972-73

v

Vasciunaite, Vitalija	2007-2009
-----------------------	-----------

Y

Yderstrom, Stefanie	2009-present
Young, Cami	1992-94
Young, Tanya	1991-95

Z

Zaltz, Rinat	1994-95
--------------	---------

Postseason Results

The Hurricanes have made a total of 12 postseason appearances in school history, earning seven NCAA Tournament and five WNIT berths in the program's 39-year history. Miami has an overall record of 11-13 (.455) in postseason tournaments, posting a 2-6 (.250) mark in the NCAA Tournament and a 8-6 (.571) record in the WNIT.

UM's longest run at the NCAA Tournament came during the 1991-92 season when after drawing No. 2 seed in the East Regional behind a 29-1 record and a BIG EAST Championship Title, the Hurricanes advanced to the "Sweet 16" before falling to Vanderbilt, 77-67, in Charlottesville, Va.

UM's last NCAA Tournament appearance came following the 2010-11 regular season and the last WNIT berth came just last season when Miami made its deepest postseason run in program history, compiling a 5-1 record and advancing to the Championship game at Cal.

NCAA Tournament

1988-89

Date	Round	Opponent	Location	W/L	Score
3/15	First	Oklahoma State	Stillwater, Okla.	L	86-85

1991-92

Date	Round	Opponent	Location	W/L	Score
3/21	Second	North Carolina	Coral Gables, Fla.	W	86-82
3/26	Sweet 16	Vanderbilt	Charlottesville, Va.	L	77-67

1992-93

Date	Round	Opponent	Location	W/L	Score
3/17	First	St. Peter's	Coral Gables, Fla.	W	61-44
3/20	Second	Western Kentucky	Bowling Green, Ky.	L	78-63

1997-98

Date	Round	Opponent	Location	W/L	Score
3/14	First	Clemson	Ruston, La.	L	60-49

2002-03

Date	Round	Opponent	Location	W/L	Score
3/22	First	New Mexico	Albuquerque, N.M.	L	91-85 (OT)

2003-04

Date	Round	Opponent	Location	W/L	Score
3/21	First	Maryland	Baton Rouge, La.	L	86-85

2010-11

Date	Round	Opponent	Location	W/L	Score
3/20	First	Gardner-Webb	Charlottesville, Va.	W	80-62
3/22	Second	Oklahoma	Charlottesville, Va.	L	88-83

WNIT

1989-90

Date	Round	Opponent	Location	W/L	Score
3/22	First	Illinois State	Amarillo, Texas	W	85-83
3/23	Semifinals	Kentucky	Amarillo, Texas	L	80-68
3/24	Consolation	Charlotte	Amarillo, Texas	L	82-80

1998-99

Date	Round	Opponent	Location	W/L	Score
3/12	First	Rice	Houston, Texas	L	65-58

2001-02

Date	Round	Opponent	Location	W/L	Score
3/13	First	Georgia Tech	Atlanta, Ga.	W	73-64
3/16	Second	Houston	Houston, Texas	L	83-76

2005-06

Date	Round	Opponent	Location	W/L	Score
3/18	First	Florida International	Coral Gables, Fla.	W	95-83
3/22	Second	Virginia	Charlottesville, Va.	L	82-73

2009-10

Date	Round	Opponent	Location	W/L	Score
3/18	First	Florida Gulf Coast	Coral Gables, Fla.	W	70-57
3/21	Second	Florida	Coral Gables, Fla.	W	77-64
3/25	Third	North Carolina A&T	Coral Gables, Fla.	W	84-77
3/28	Quarterfinal	Providence	Providence, R.I.	W	73-65
3/31	Semifinal	Michigan	Ann Arbor, Mich.	W	76-59
4/3	Final	California	Berkeley, Calif.	L	73-61

AIAW

1980-81

Date	Round	Opponent	Location	W/L	Score
3/5	First	Southern Miss	Hattiesburg, Miss.	L	80-75

1981-82

Date	Round	Opponent	Location	W/L	Score
3/7	First	Delta State	Tallahassee, Fla.	L	81-66

NCAA Tournament Team

1988-89

Record: 21-8 (11-1 H, 7-7 A, 3-0 N)

Head Coach: Ferne Labati

Assistant Coaches: Robin Harmony, Carlos Aldave

3	Lisa Jones	F	5-9	JR	Miami, Fla. (Florida JC)
12	Elaine Harlow	G	5-5	JR	Cocoa Beach, Fla. (Cocoa Beach)
15	Julie Feicht	G	5-7	FR	East Liverpool, Ohio (Wellsville)
22	Merren Armour	G	5-9	FR	Annville, Pa. (Annville)
23	Tanya Wood	F	5-9	SO	Jersey City, N.J. (St. Peter's College)
24	Frances Savage	F	5-9	SO	Ft. Lauderdale, Fla. (Piper)
25	Melissa Edwards	C	6-0	JR	Morrow, Ga. (Morrow)
33	Vicki Bowers	F	5-10	FR	Nevada, Ohio (Upper Sandusky)
34	Chountelle Bullock	F	5-10	JR	Bradenton, Fla. (USF)
41	Sherri Eyer	F	5-10	FR	Hershey, Penn. (Hershey)
42	Jeannie Hebert	G	5-8	FR	N. Pole, Alaska (Monroe Catholic)
43	Nanci Clayton	C	6-0	JR	Los Angeles, Calif. (Locke)

1991-92

Record: 30-2 (17-0 H, 11-1 A, 2-1 N)

BIG EAST: 18-0

BIG EAST Regular Season & Tournament Champions

Head Coach: Ferne Labati

Assistant Coaches: Robin Harmony, Dan Olson, Toni Smiley

14	Mary Tantillo	G	5-5	SO	North Beach, N.J. (Southern Regional)
15	Dellareese Wilson	G	5-9	JR	Miami, Fla. (Norland)
20	Tanya Young	F	5-11	FR	Miami, Fla. (South Miami)
22	Merren Armour	G	5-9	SR	Canberra, Australia (Annville, PA)
23	Ronnie McGarry	F	5-11	SO	W. Swanzey, N.H. (Monadnock Regional)
24	Frances Savage	F	5-9	SR	Ft. Lauderdale, Fla. (Piper)
25	Vicki Plowden	C	6-0	JR	Miami, Fla. (South Miami)
33	Vicki Bowers	F	5-10	SR	Nevada, Ohio (Upper Sandusky)
40	Carla Harris	G	5-9	JR	Miami, Fla. (Norland)
41	Sherri Eyer	F	5-10	SR	Hershey, Pa. (Hershey)
42	Jeannie Hebert	G	5-8	SR	North Pole, Alaska (Monroe Catholic)
43	Galia Maik	F	6-0	SO	Petah-Tikva, Israel (Tel-Aviv University)
44	Cami Young	F	6-0	JR	Orlando, Fla. (Valencia CC)

1992-93

Record: 24-7 (13-3 H, 8-4 A, 2-0 N)

BIG EAST: 15-3

BIG EAST Regular Season & Tournament Champions

Head Coach: Ferne Labati

Assistant Coaches: Robin Harmony, Toni Smiley

Grad. Asst: Jeannie Hebert

3	Nickki Mitchell	G	5-6	JR	St. Pete, Fla. (Miami-Dade CC South)
12	Holly Rilinger	G	5-4	FR	Waynesboro, Va. (Waynesboro)
14	Mary Tantillo	G	5-6	SR	North Beach, N.J. (Southern Regional)
15	Dellareese Wilson	G	5-9	SR	Miami, Fla. (Norland)
20	Tanya Young	F	5-11	SO	Miami, Fla. (South Miami)
21	Desma Thomas	F	5-11	FR	Miami, Fla. (American)
22	Christine Olson	C	6-4	FR	Seminole, Fla. (Seminole)
23	Ronnie McGarry	F	5-11	JR	W. Swanzey, N.H. (Monadnock Regional)
25	Vicki Plowden	C	6-0	SR	Miami, Fla. (South Miami)
30	Nina Wagner	G	5-5	SO	Horsham, Pa. (Archbishop Wood)
32	Veronica Watson	C	6-3	FR	Pigeon Forge, Tenn. (Sevier County)
33	Mionsha Jones	F	5-11	FR	Miami, Fla. (American)
41	Carla Harris	G	5-9	SR	Miami, Fla. (Norland)
43	Galia Maik	F	6-0	JR	Petah-Tikva, Israel (Tel-Aviv University)
44	Cami Young	F	6-0	JR	Orlando, Fla. (Valencia CC)

1997-98

Record: 19-10 (12-1 H, 5-8 A, 2-1 N)

BIG EAST: 13-5

Head Coach: Ferne Labati

Associate Head Coach: Robin Harmony

Assistant Coaches: Toni Smiley, Nina Wagner

3	McChelle Murray	G	5-11	SR	Hollywood, Fla. (Norland)
10	Octavia Blue	F	6-1	SR	Deerfield Beach, Fla. (Davie Nova)
13	Gina Graziani	G	5-8	SO	Pembroke Pines, Fla. (Cooper City)
14	Tessa Iacoboni	G	5-5	SR	Hollidaysburg, Pa. (Hollidaysburg Senior)
20	Shannon Drury	G	5-8	SO	Virginia Beach, Va. (Frank W. Cox)
23	Kym Hope	F/C	6-2	JR	Hollywood, Fla. (McArthur)
24	Dona Nando	G	5-6	FR	Flushing, N.Y. (Cardozo)
31	Cassandra Wimes	G	5-10	JR	Miami, Fla. (Central)
34	Beth Barnhart	G	5-9	JR	Hodgen, Okla. (Moss School)
41	Camilla Östh	F/C	6-2	FR	Sodertalje, Sweden (Sodertalje BBK)
42	Jennifer Jordan	C	6-0	JR	Miami, Fla. (Norland)
53	Saritta Hines	F	5-11	FR	Detroit, Mich. (Martin Luther King)

2002-03

Record: 18-11 (11-4 H, 5-7 A, 2-2 N)

BIG EAST: 8-8

Head Coach: Ferne Labati

Associate Head Coach: Robin Harmony

Assistant Coaches: Geneva Morgan, Nina Wagner

1	Tatjana Marincic	G/F	6-2	FR	Mississauga, Ontario (T.L. Kennedy)
2	Tamara James	G/F	5-9	FR	Dania, Fla. (South Broward)
3	Melissa Knight	F	5-11	SO	Philadelphia, Pa. (William Penn Charter)
10	Yalonda McCormick	G	5-8	SO	Miami, Fla. (Monsignor Pace)
15	Vera Arsova	F	6-1	JR	STIP, Macedonia (Slavco Stojmenski)
22	Fallon Phanord	G	5-9	SO	Miami, Fla. (Dr. Michael M. Krop)
23	Shaquana Wilkins	F	6-2	JR	Plymouth, Fla. (Winter Park)
25	Meghan Saake	G	5-10	SR	Wellington, Fla. (Wellington)
30	Hutashi Wilson	G	5-6	JR	Toronto, Canada (Michael Power)
34	Alicia Hartlaub	F	6-2	SR	Schaefferstown, Pa. (Elco)
40	Katie Hayek	G	5-9	FR	Lancaster, Pa. (Lancaster Catholic)
53	Chanivia Broussard	F	6-0	JR	Miami, Fla. (Northwestern)

2003-04

Record: 22-7 (12-2 H, 7-3 A, 3-2 N)

BIG EAST: 11-5

Head Coach: Ferne Labati

Associate Head Coach: Robin Harmony

Assistant Coaches: Meghan Burke, Jackie Moore

00	Amy Audibert	F/C	6-3	FR	Niagara Falls, Ontario (A.N. Myer)
1	Tatjana Marincic	G/F	6-2	SO	Mississauga, Ontario (T.L. Kennedy)
2	Tamara James	G/F	5-9	SO	Dania, Fla. (South Broward)
3	Melissa Knight	F	5-11	JR	Philadelphia, Pa. (William Penn Charter)
5	Imani Dhahabu	F/C	6-1	FR	Vallejo, Calif. (Salesian)
10	Yalonda McCormick	G	5-8	JR	Miami, Fla. (Monsignor Pace)
15	Vera Arsova	F	6-1	SR	STIP, Macedonia (Slavco Stojmenski)
21	Sandra Jansson	G	5-6	FR	Sodertalje, Sweden (Vastergards)
22	Fallon Phanord	G	5-9	JR	Miami, Fla. (Dr. Michael M. Krop)
23	Shaquana Wilkins	F	6-2	SR	Plymouth, Fla. (Winter Park)
30	Hutashi Wilson	G	5-6	SR	Toronto, Canada (Michael Power)
40	Katie Hayek	G	5-9	SO	Lancaster, Pa. (Lancaster Catholic)
53	Chanivia Broussard	F	6-0	SR	Miami, Fla. (Northwestern)

2010-11

Record: 28-5 (20-0 H, 6-3 A, 2-2 N)

ACC: 12-2

Head Coach: Katie Meier

Assistant Coaches: Darrick Gibbs, Carolyn Kieger, Vernetta Skeete

1	Riquna Williams	G	5-6	JR	Pahokee, Fla. (Pahokee)
3	Stefanie Yderstrom	G	5-8	SO	Ostertalje, Sweden (Igelstaviken)
12	Krystal Saunders	G	5-8	FR	West Park, Fla. (South Broward)
21	Stephanie Gardner	G	5-7	FR	Glassboro, N.J. (Glassboro)
23	Shanel Williams	G	5-8	SO	Chesapeake, Va. (Indian River)
32	Morgan Stroman	F	6-1	SO	Hopkins, S.C. (Lower Richland)
34	Sylvia Bullock	F	6-2	SR	Anchorage, Alaska (South Anchorage)
42	Shenise Johnson	G	5-11	JR	Henrietta, N.Y. (Rush-Henrietta)
50	Maria Brown	F	6-1	SO	Monroe, La. (Ouchita Parish)
54	Selina Archer	C	6-4	SO	Clermont, Fla. (East Ridge)

WNIT Teams

1989-90

Record: 25-6 (13-1 H, 8-1 A, 4-4 N)

Head Coach: Ferne Labati

Assistant Coaches: Robin Harmony, Tim Rapant, Toni Smiley

3	Lisa Jones	F	5-9	SR	Miami, Fla. (Florida JC)
12	Elaine Harlow	G	5-5	SR	Cocoa Beach, Fla. (Cocoa Beach)
14	Christi Johnson	G	5-5	SO	Chattanooga, Tenn. (Southridge, Fla.)
22	Merren Armour	G	5-9	SO	Annville, Pa. (Annville)
23	Tanya Wood	F	5-9	JR	Jersey City, N.J. (St. Peter's College)
24	Frances Savage	F	5-9	JR	Ft. Lauderdale, Fla. (Piper)
32	Margaret Farley	G/F	5-10	FR	Belle Glade, Fla. (Glades CentralComm.)
33	Vicki Bowers	F	5-10	SO	Nevada, Ohio (Upper Sandusky)
35	Belinda Kunczt	C	6-4	FR	Peru, Ind. (Maconaquah)
41	Sherri Eyer	F	5-10	SO	Hershey, Penn. (Hershey)
42	Jeannie Hebert	G	5-8	SO	North Pole, Alaska (Monroe Catholic)
43	Nanci Clayton	C	6-0	SR	Los Angeles, Calif. (Locke)

1998-99

Record: 15-14 (10-4 H, 4-10 A, 1-0 N)

BIG EAST: 9-9

Head Coach: Ferne Labati

Assistant Coaches: Robin Harmony, Dan Olson, Toni Smiley

4	Rachel Oates	G	5-4	SO	Plantation, Fla. (Dade Christian)
5	Sheila James	G	5-3	FR	Rubonia, Fla. (Palmetto)
10	Bianca Rosales	G	5-9	SO	Miami, Fla. (Holy Cross)
13	Gina Graziani	G	5-8	JR	Pembroke Pines, Fla. (Cooper City)
20	Shannon Drury	G	5-8	JR	Virginia Beach, Va. (Frank W. Cox)
23	Kym Hope	F/C	6-2	SR	Hollywood, Fla. (McArthur)
24	Dona Nando	G	5-6	SO	Flushing, N.Y. (Cardozo)
30	Toni Williams	F/C	6-4	FR	LaBelle, Fla. (LaBelle)
31	Cassaundra Wimes	G	5-10	SR	Miami, Fla. (Central)
33	Kathryn Fowler	F	6-0	FR	New York, N.Y. (Christ the King)
34	Beth Barnhart	G	5-9	SR	Hodgen, Okla. (Moss School)
41	Camilla Östh	F/C	6-2	SO	Sodertalje, Sweden (Sodertalje BBK)
42	Jennifer Jordan	C	6-0	SR	Miami, Fla. (Norland)
45	Martha Bodley	C	6-3	FR	St. Croix, U.S.V.I. (St. Croix Educational)
52	Christal White	F	5-11	FR	Pittsburgh, Pa. (Mt. Alvernia)

2001-02

Record: 19-12 (12-3 H, 5-8 A, 2-1 N)

BIG EAST: 10-6

Head Coach: Ferne Labati

Associate Head Coach: Robin Harmony

Assistant Coaches: Geneva Morgan, Nina Wagner

3	Melissa Knight	F	5-11	FR	Philadelphia, Pa. (William Penn Charter)
5	Sheila James	G	5-5	SR	Orlando, Fla. (Palmetto)
10	Yalonda McCormick	G	5-8	FR	Miami, Fla. (Monsignor Pace)
14	Yolanda Whigham	G	5-8	FR	Plant City, Fla. (Plant City)
15	Vera Arsova	F	6-1	FR	STIP, Macedonia (Slavco Stojmenski)
21	Amanda Papuga	G	5-10	JR	Oak Brook, Ill. (Lyons Township)
22	Fallon Phanord	G	5-9	FR	Miami, Fla. (Dr. Michael M. Krop)
23	Shaquana Wilkins	F	6-2	SO	Plymouth, Fla. (Winter Park)
25	Meghan Saake	G	5-10	JR	Wellington, Fla. (Wellington)
30	Hutashi Wilson	G	5-6	SO	Toronto, Canada (Michael Power)
33	Kathryn Fowler	F	6-0	SR	New York, N.Y. (Christ the King)
34	Alicia Hartlaub	F	6-2	JR	Schaefferstown, Pa. (Elco)
45	Martha Bodley	C	6-3	SR	St. Croix, U.S.V.I. (St. Croix Educational)
53	Chanivia Broussard	F	6-0	SO	Miami, Fla. (Northwestern)

2005-06

Record: 17-13 (13-5 H, 4-6 A, 0-2 N)

BIG EAST: 6-8

Head Coach: Katie Meier

Assistant Coaches: Darrick Gibbs, Angie Hembree, Tombi Bell

00	Amy Audibert	F/C	6-3	JR	Niagara Falls, Ontario (A.N. Myer)
1	Tatjana Marincic	G/F	6-1	SR	Mississauga, Ontario (T.L. Kennedy)
2	Tamara James	G/F	5-9	SR	Dania, Fla. (South Broward)
3	Melissa Knight	F	5-11	SR	Philadelphia, Pa. (William Penn Charter)
4	Lamese James	G/F	6-0	SO	Hollywood, Fla. (South Broward)
5	Imani Dhahabu	F/C	6-1	JR	Vallejo, Calif. (Salesian)
20	Albrey Grimsley	G	5-9	SO	Fort Pierce, Fla. (Centennial)
21	Renee Taylor	G	5-2	JR	Harlem, N.Y. (Monroe CC)
23	LaToya Cunningham	G	5-6	FR	Vallejo, Calif. (La Jolla Country Day)
30	Selena Eskinazi-Budge	G	5-9	SO	Beachwood, Ohio (Beachwood)
32	Brittany Denson	C	6-3	FR	Winter Haven, Fla. (Winter Haven)
33	Marianne Curtis	G	5-8	SO	Miami, Fla. (Palmetto)
40	Katie Hayek	G	5-9	SR	Lancaster, Pa. (Lancaster Catholic)

2009-10

Record: 22-14 (13-6 H, 9-7 A, 0-1 N)

ACC: 4-10

Head Coach: Katie Meier

Assistant Coaches: Darrick Gibbs, Carolyn Kieger, Lonnette Hall

1	Riquna Williams	G	5-6	SO	Pahokee, Fla. (Pahokee)
3	Stefanie Yderstrom	G	5-8	FR	Ostertalje, Sweden (Igelstaviken)
13	Hannah Shaw	C	6-4	FR	Nottingham, England (Beckett School)
14	Charmaine Clark	G/F	5-11	SR	Hinesville, Ga. (Bradwell Institute)
23	Shanel Williams	G	5-8	FR	Chesapeake, Va. (Indian River)
31	Lee Anna Osei	G	5-3	FR	Toronto, Ontario, Canada (Commerce)
32	Morgan Stroman	F	6-1	FR	Hopkins, S.C. (Lower Richland)
33	Diane Barnes	F	6-2	SR	Lakeland, Fla. (Trinity Valley CC)
34	Sylvia Bullock	F	6-2	SO	Anchorage, Alaska (South Anchorage)
42	Shenise Johnson	G	5-11	SO	Henrietta, N.Y. (Rush-Henrietta)

Hurricane Honors

In the program's 34-year history, the University of Miami has had countless players receive individual accolades. UM has boasted four first or second team All-America selections and 28 first or second team all-conference accolades.

Perhaps UM's most decorated player, Frances Savage's name is littered throughout the long-list of individual award winners. Savage drew the nation's top honor in 1992 when she was named Sports Illustrated's National Player of the Year and was a two-time All-American as well as the 1992 BIG EAST Player of the Year.

Player of the Year

National Player of the Year

Name	Organization	Year
Frances Savage	Sports Illustrated	1991-92

Conference Player of the Year

Name	Conference	Year
Frances Savage	BIG EAST	1991-92
Shenise Johnson	ACC	2010-11

Preseason Conference Player of the Year

Name	Conference	Year
Vicki Plowden	BIG EAST	1992-93

UM All-Americans

All-Americans

Name	Organization	Team	Year
Frances Savage	Kodak/WBCA	Honorable Mention	1990-91
Frances Savage	AP	Second Team	1990-91
Jeannie Hebert	Women's Basketball Yearbook	Honorable Mention	1991-92
Vicki Plowden	Women's Basketball Yearbook	Honorable Mention	1991-92
Frances Savage	Kodak/WBCA	First Team	1991-92
Vicki Plowden	Kodak/WBCA	Honorable Mention	1992-93
Octavia Blue	Kodak/WBCA	Honorable Mention	1997-98
Octavia Blue	WBNS	Third Team	1997-98
Tamara James	Kodak/WBCA	Honorable Mention	2002-03
Tamara James	AP	Honorable Mention	2002-03
Tamara James	Full Court Press	Honorable Mention	2003-04
Tamara James	Kodak/WBCA	Honorable Mention	2004-05
Tamara James	AP	Honorable Mention	2004-05
Tamara James	WBNS	Second Team	2005-06
Tamara James	Full Court Press	Third Team	2005-06
Tamara James	AP	Honorable Mention	2005-06
Tamara James	Kodak/WBCA	Honorable Mention	2005-06
Shenise Johnson	State Farm/WBCA	First Team	2010-11
Shenise Johnson	USBWA	First Team	2010-11
Shenise Johnson	Full Courth Press	Second Team	2010-11
Shenise Johnson	AP	Third Team	2010-11
Riquna Williams	AP	Honorable Mention	2010-11

AP—Associated Press

WBCA—Women's Basketball Coaches Association

WBNS—Women's Basketball News Service

USBWA—United State Basketball Writer's Association

Preseason All-Americans

Name	Organization	Team	Year
Frances Savage	Street and Smith's	Honorable Mention	1989-90
Jeannie Hebert	Street and Smith's	Honorable Mention	1991-92
Frances Savage	Women's Basketball Yearbook	Honorable Mention	1991-92
Tamara James	Street and Smith's	Honorable Mention	2003-04

Freshman All-Americans

Name	Organization	Year
Maria Rivera	Women's Basketball Yearbook	1983-84
Joani Bowles	Women's Basketball Yearbook	1989-90
Jeannie Hebert	Women's Basketball Yearbook	1988-89
Ronnie McGary	Women's Basketball Yearbook	1990-91

All Conference Honors**All-ACC**

Name	Team	Year
Tamara James	First Team	2004-05
Tamara James	First Team	2005-06
Renee Taylor	Honorable Mention	2005-06
Renee Taylor	Second Team	2006-07
Maurita Reid	Honorable Mention	2007-08
Shenise Johnson	Honorable Mention	2008-09
Shenise Johnson	First Team	2009-10
Riquna Williams	Second Team	2009-10
Shenise Johnson	First Team	2010-11
Riquna Williams	First Team	2010-11
Morgan Stroman	Third Team	2010-11

Preseason All-ACC

Name	Year
Tamara James	2004-05
Tamara James	2005-06
Shenise Johnson	2010-11

All-ACC Defensive Team

Name	Year
Maurita Reid	2007-08
Shenise Johnson	2009-10
Shenise Johnson	2010-11

All-Freshman Team

Name	Conference	Team	Year
Holly Rilinger	BIG EAST	Second	1992-93
Veronica Watson	BIG EAST	First	1992-93
Jill Henne	BIG EAST	Second	1993-94
Octavia Blue	BIG EAST	First	1994-95
Chanivia Broussard	BIG EAST	First	2000-01
Tamara James	BIG EAST	First	2002-03
Shenise Johnson	ACC	First	2008-09

Preseason All-Conference

Name	Conference	Team	Year
Frances Savage	BIG EAST	First	1991-92
Vicki Plowden	BIG EAST	First	1992-93
Desma Thomas	BIG EAST	Second	1994-95
Octavia Blue	BIG EAST	Second	1995-96
Octavia Blue	BIG EAST	Second	1996-97
Octavia Blue	BIG EAST	First	1997-98
Kym Hope	BIG EAST	First	1997-98
Chanivia Broussard	BIG EAST	First	2002-03
Tamara James	BIG EAST	First	2003-04

FSAC—Florida State Athletic Conference (AIAW)

NSWAC—New South Women's Athletic Conference

Past All-Conference

Name	Conference	Team	Year
Jill Poorman	FSAC	First	1979-80
Sylvia Wilson	FSAC	First	1979-80
Dottie Richardson	FSAC	First	1980-81
Sylvia Wilson	FSAC	First	1980-81
Joani Bowles	FSAC	Second	1983-84
Cordelia Fulmore	FSAC	First	1983-84
Vicki Plowden	NSWAC	First	1990-91
Jeannie Hebert	NSWAC	Second	1990-91
Jeannie Hebert	BIG EAST	Second	1991-92
Frances Savage	BIG EAST	First	1991-92
Vicki Plowden	BIG EAST	First	1991-92
Vicki Plowden	BIG EAST	First	1992-93
Holly Ringer	BIG EAST	Third	1992-93
Della Wilson	BIG EAST	Second	1992-93
Desma Thomas	BIG EAST	Third	1993-94
Octavia Blue	BIG EAST	Third	1995-96
Octavia Blue	BIG EAST	Third	1996-97
Desma Thomas	BIG EAST	Third	1996-97
Kym Hope	BIG EAST	First	1997-98
Kym Hope	BIG EAST	First	1998-99
Jennifer Jordan	BIG EAST	Third	1998-99
Octavia Blue	BIG EAST	First	1997-98
Chanivia Broussard	BIG EAST	Second	2001-02
Meghan Saake	BIG EAST	Honorable Mention	2001-02
Tamara James	BIG EAST	Second	2002-03
Chanivia Broussard	BIG EAST	Third	2003-04
Tamara James	BIG EAST	First	2003-04
Yalonda McCormick	BIG EAST	Honorable Mention	2003-04

Hurricane Honors**All-Tournament Team****1992 NCAA East Regional**

Name	Year
Vicki Plowden	1991-92

1990 WNIT

Name	Year
Frances Savage	1989-90

2010 WNIT

Name	Year
Shenise Johnson	2009-10
Riquna Williams	2009-10

1991 NSWAC Tournament

Name	Year
Jeannie Hebert (MVP)	1990-91
Vicki Plowden	1990-91

ACC Tournament

Name	Team	Year
Tamara James	Second	2004-05
Shenise Johnson	First	2010-11
Riquna Williams	Second	2010-11

BIG EAST Tournament

Name	Conference	Year
Jeannie Hebert	BIG EAST	1991-92
Vicki Plowden	BIG EAST	1991-92
Frances Savage (MVP)	BIG EAST	1991-92
Carla Harris	BIG EAST	1992-93
Vicki Plowden	BIG EAST	1992-93
Holly Rilinger	BIG EAST	1992-93
Desma Thomas	BIG EAST	1996-97
Kym Hope	BIG EAST	1997-98
Tamara James	BIG EAST	2002-03

Conference Awards

Defensive Player of the Year

Name	Conference	Year
Meghan Saake	BIG EAST	2001-02

Freshman of the Year

Name	Conference	Year
Holly Rilinger	BIG EAST	1992-93

Most Improved Player

Name	Conference	Year
Frances Savage	BIG EAST	1991-92
Kym Hope	BIG EAST	1997-98

Miscellaneous Awards

Name	Award	Conference	Year
Frances Savage	Rebounding Champion	BIG EAST	1991-92
Jeannie Hebert	Assists Champion	BIG EAST	1991-92
Gina Graziani	Assists Champion	BIG EAST	1996-97
Desma Thomas	Three Point Champion	BIG EAST	1996-97
Gina Graziani	Assists Champion	BIG EAST	1997-98
Kym Hope	Rebounding Champion	BIG EAST	1997-98
Gina Graziani	Assists Champion	BIG EAST	1999-00

Conference Player of the Week

ACC Player of the Week

Name	Date	Year
Tamara James	1/3	2004-05
Tamara James	2/7	2004-05
Tamara James	2/14	2004-05
Tamara James	12/5	2005-06
Renee Taylor	11/20	2006-07
Riquna Williams	11/16	2009-10
Riquna Williams	1/11	2009-10
Shenise Johnson	2/8	2009-10
Riquna Williams	12/13	2010-11
Riquna Williams	12/27	2010-11
Shenise Johnson	1/3	2010-11
Riquna Williams	1/17	2010-11
Riquna Williams	1/31	2010-11
Shenise Johnson	2/14	2010-11
Shenise Johnson	2/21	2010-11

ACC Rookie of the Week

Name	Date	Year
Brittany Denson	1/9	2005-06
Shenise Johnson	12/1	2008-09
Shenise Johnson	1/5	2008-09
Shenise Johnson	2/23	2008-09
Morgan Stroman	1/11	2009-10

BIG EAST Player of the Week

Name	Date	Year
Vicki Plowden	12/23	1991-92
Frances Savage	12/30	1991-92
Frances Savage	1/19	1991-92
Frances Savage	2/9	1991-92
Frances Savage	2/16	1991-92
Frances Savage	3/2	1991-92
Vicki Plowden	1/10	1992-93
Vicki Plowden	2/21	1992-93
Octavia Blue	12/27	1995-96
Jennifer Jordan	1/29	1995-96
Octavia Blue	12/7	1997-98
Octavia Blue	12/12	1997-98
Kym Hope	1/4	1997-98
Kym Hope	2/8	1997-98
Octavia Blue	2/12	1997-98
Jennifer Jordan	1/18	1998-99
Kym Hope	2/22	1998-99
Dalia Clarke	1/15	2000-01
Chanivia Broussard	12/10	2001-02
Meghan Saake	12/17	2001-02
Shaquana Wilkins	1/21	2001-02
Tamara James	11/23	2003-04
Tamara James	2/23	2003-04

BIG EAST Freshman of the Week

Name	Date	Year
Holly Rilinger	1/4	1992-93
Holly Rilinger	1/17	1992-93
Holly Rilinger	2/1	1992-93
Holly Rilinger	2/15	1992-93
Sheron Murray	12/13	1993-94
MeChelle Murray	12/19	1994-95
Octavia Blue	1/23	1994-95
Amanda Papuga	11/22	1999-00
Alicia Hartlaub	1/17	1999-00
Chanivia Broussard	1/15	2000-01
Tamara James	11/25	2002-03
Tamara James	12/2	2002-03
Tamara James	12/23	2002-03
Tamara James	1/6	2002-03
Tamara James	1/13	2002-03

Team Game Records

Margin of victory

Category	Points	Opponent	Date
Largest Margin of Victory	80	Homestead AFB (UM 100-20)	1/14/76
Largest Margin of Defeat	69	at Texas (UT 112-43)	2/17/86
Largest Margin of Victory at Home	80	Homestead AFB (UM 100-20)	1/14/76
Largest Margin of Defeat at Home	58	Maryland (Maryland 111-53)	1/10/07
Largest Margin of Victory on Road	63	at Broward Central (UM 101-38)	11/28/79
		at Miami-Dade NW (UM 98-35)	12/10/79
Largest Margin of Defeat on Road	69	at Texas (UT 112-43)	2/17/86

Points

Category	Points	Opponent	Date
Most Points	112	Stetson	1/12/91
Fewest Points	21	Miami-Dade North	1/9/73
Most Points Allowed	112	at Texas	2/17/86
Most Points at Home	112	Stetson	1/12/91
Most Points on Road	111	at CSU Bakersfield	11/15/09
Most Points Neutral	98	vs. Stetson (Tallahassee, Fla.)	3/7/91
Most Points in a Loss	93	vs. Duke (2OT)	2/19/06
Most Points Combined	204	at CSU Bakersfield (UM 111-93)	11/15/09

Field Goals

Category	FG	Opponent	Date
Most Field Goal Attempts	102	Florida International	1/15/80
Fewest Field Goal Attempts	41	Rutgers	2/6/97
Most Field Goals Made	51	Florida International	1/27/81
Fewest Field Goals Made	12	Auburn	12/29/94
Highest Field Goal Percentage	.661 (39-59)	Bethune Cookman	12/1/87
Lowest Field Goal Percentage	.217 (15-69)	Syracuse	2/20/94

Free Throws

Category	FT	Opponent	Date
Most Free Throw Attempts	56	Homestead AFB	1/14/76
Fewest Free Throw Attempts	2	Illinois-Chicago	12/16/89
Most Free Throws Made	35*	Pittsburgh	1/21/99
Fewest Free Throws Made	1	at West Virginia	1/8/02
Highest Free Throw Percentage	1.000 (12-12)*	Jacksonville	11/13/07
Lowest Free Throw Percentage	.143 (1-7)	at West Virginia	1/8/02

Rebounds

Category	Reb	Opponent	Date
Most Rebounds	72	Stetson	3/4/82
Fewest Rebounds	18	Stetson	2/13/89

Assists

Category	Asst	Opponent	Date
Most Assists	32*	North Carolina A&T	12/28/05
Fewest Assists	0	Illinois	12/14/85

Blocked Shots

Category	BS	Opponent	Date
Most Blocked Shots	12	Florida International	2/21/81
Fewest Blocked Shots	0*	Michigan	3/31/10

Steals

Category	Stls	Opponent	Date
Most Steals	38	Broward Central	2/12/80
Fewest Steals	1*	Villanova	3/10/03

Turnovers

Category	TO	Opponent	Date
Most Turnovers	50	Florida	1/12/80
Fewest Turnovers	3	Boston College	2/1/92

Personal Fouls

Category	PF	Opponent	Date
Fewest Personal Fouls	5	Seton Hall	1/5/92

* Recorded more than once with the most recent listed.

Team Season Records**POINTS**

Category	G	Pts	PPG	Year
Most Points	36	2,693	74.8	2009-10
Fewest Points	8	283	35.4	1972-73
Highest Scoring Average	31	2,433	78.5	1989-90
Lowest Scoring Average#	30	1,810	60.3	2007-08

Field Goals

Category	G	FG	Year
Most Field Goal Attempts	38	2,638	1980-81
Fewest Field Goal Attempts#	29	1,164	1989-90
Most Field Goals Made	38	1,096	1980-81
Fewest Field Goals Made#	27	631	1993-94
Highest Field Goal Percentage	28	.485 (859-1,172)	1984-85
Lowest Field Goal Percentage#	27	.354 (631-1,780)	1993-94

Free Throws

Category	G	FT	Year
Most Free Throw Attempts	39	774	1980-81
Fewest Free Throw Attempts#	30	411	2007-08
Most Free Throws Made	36	521	2009-10
Fewest Free Throws Made#	30	250	2007-08
Highest Free Throw Percentage	30	.750 (437-583)	2005-06
Lowest Free Throw Percentage#	27	.531 (282-531)	1982-83

Rebounds

Category	G	Reb	RPG	Year
Most Rebounds	39	1,733	44.4	1980-81
Fewest Rebounds#	27	883	32.7	1985-86
Highest Rebounding Average	29	1,376	47.4	1980-81
Lowest Rebounding Average#	30	921	30.7	1986-87

Assists

Category	G	Asst	Year
Most Assists	32	559	1991-92
Fewest Assists#	27	255	1994-95

Blocked Shots

Category	G	BS	Year
Most Blocked Shots	34	156	1979-80
Fewest Blocked Shots#	30	16	1986-87

Steals

Category	G	Stls	Year
Most Steals	34	582	1979-80
Fewest Steals#	29	242	1996-97

Turnovers

Category	G	TO	Year
Most Turnovers	38	931	1980-81
Fewest Turnovers#	30	395	1991-92

Personal Fouls

Category	G	PF/FO	Year
Most Personal Fouls	39	768	1980-81
Fewest Personal Fouls#	30	405	1991-92
Fewest Disqualifications#	32	8*	2007-08

Miscellaneous Team Records**Wins and Losses**

Category	W/L	Record	Year
Most Wins	30	30-2	1991-92
Fewest Wins	2	2-6	1972-73
Most Losses	21	9-21	2007-08
Fewest Losses	2	30-2	1991-92

Winning Percentage

Category	W-L	Pct.	Year
Best Winning Percentage	30-2	.938	1991-92
Worst Winning Percentage	2-6	.250	1972-73

Games Played

Category	G	Record	Year
Most Games Played	39	24-15	1980-81
Fewest Games Played	8	2-6	1972-73

Winning and Losing Streaks

Category	G	Dates
Winning Streak	30	12/1/91-3/21/92
Winning Streak Regular Season	30	12/1/91-3/21/92
Winning Streak Home	24	1/31/91-12/18/92
	24	11/12/10-present
Winning Streak Home Regular Season	20	11/12/10-present
Winning Streak Road	13	12/8/91-3/9/92
Winning Streak Road Regular Season	13	12/9/91-3/9/92
Losing Streak	8	1/10/86-2/10/86
Losing Streak Regular Season	8	1/10/86-2/10/86

Designates a statistic recorded beginning in 1979.

* Recorded more than once with the most recent listed.

Individual Career Records

SCORING

CAREER SCORING

	Name (Years)	G	Pts	Avg
1.	Tamara James (2002-06)	118	2,406	20.4
2.	Maria Rivera (1984-88)	112	2,358	21.1
3.	Frances Savage (1988-92)	94	2,184	23.2
4.	Jeannie Hebert (1988-92)	119	1,766	14.8
5.	Octavia Blue (1994-98)	109	1,724	15.8
6.	Shenise Johnson (2008-11)	99	1,717	17.3
7.	Sylvia Wilson (1979-82)	99	1,713	17.3
8.	Riquna Williams (2008-11)	95	1,651	17.4
9.	Chanivia Broussard (2000-04)	114	1,482	13.0
10.	Kym Hope (1995-99)	113	1,462	12.9

CAREER SCORING AVERAGE

	Name (Years)	G	Pts	Avg
1.	Frances Savage (1988-92)	94	2,184	23.2
2.	Maria Rivera (1984-88)	112	2,358	21.1
3.	Tamara James (2002-06)	118	2,406	20.4
4.	Cordelia Fulmore (1983-85)	59	1,142	19.4
5.	Wendy Foote (1974-78)	62	1,174	18.9
6.	Riquna Williams (2008-11)	95	1,651	17.4
7.	Sylvia Wilson (1979-82)	99	1,713	17.3
8.	Shenise Johnson (2008-11)	99	1,717	17.3
9.	Renee Taylor (2005-07)	60	1,025	17.1
10.	Octavia Blue (1994-98)	109	1,724	15.8

FIELD GOALS**CAREER FIELD GOALS MADE**

	Name (Years)	G	FG
1.	Maria Rivera (1984-88)	112	891
2.	Tamara James (2002-06)	118	868
3.	Frances Savage (1988-92)	94	830
4.	Sylvia Wilson (1979-82)	99	721
5.	Octavia Blue (1994-98)	109	671
6.	Jeannie Hebert (1988-92)	119	652
7.	Shenise Johnson (2008-11)	99	628
8.	Chanivia Broussard (2000-04)	114	621
9.	Riquna Williams (2008-11)	95	582
10.	Vicki Plowden (1990-93)	91	579

CAREER FIELD GOAL ATTEMPTS

	Name (Years)	G	FGA
1.	Maria Rivera (1984-88)	112	1,931
2.	Tamara James (2002-06)	118	1,754
3.	Frances Savage (1988-92)	94	1,593
4.	Octavia Blue (1994-98)	109	1,524
5.	Riquna Williams (2008-11)	95	1,521
6.	Sylvia Wilson (1979-82)	99	1,509
7.	Jeannie Hebert (1989-92)	119	1,492
8.	Chanivia Broussard (2000-04)	114	1,398
9.	Robin Harmony (1980-84)	125	1,378
10.	Shenise Johnson (2008-11)	99	1,356

CAREER FIELD GOAL PERCENTAGE**(500 attempts minimum)**

	Name (Years)	G	FG	FGA	Pct
1.	Cordelia Fulmore (1983-85)	59	486	895	.543
2.	Kym Hope (1995-99)	113	362	691	.526
3.	Frances Savage (1998-92)	94	830	1,590	.521
4.	Shaquana Wilkins (2000-04)	116	384	743	.517
5.	Joani Bowles (1983-85)	48	274	539	.508
6.	Jennifer Jordan (1994-99)	109	365	722	.506
7.	Vicki Plowden (1990-93)	91	579	1,155	.501
8.	Hope Butler (1984-88)	101	481	961	.500
9.	Tamara James (2002-06)	118	868	1,754	.495
10.	Jill Poorman (1979-82)	67	308	630	.491

THREE-POINT FIELD GOALS**CAREER THREE-POINT FIELD GOALS MADE**

	Name (Years)	G	3FG
1.	Riquna Williams (2008-11)	95	205
2.	Desma Thomas (1992-97)	111	152
3.	Tamara James (2002-06)	118	150
4.	Maurita Reid (2006-08)	60	142
5.	LaToya Cunningham (2005-2009)	119	140
6.	Shelia James (1998-02)	100	134
7.	Renee Taylor (2005-07)	60	118
8.	Shenise Johnson (2008-11)	99	114
9.	Yalonda McCormick (2001-05)	105	110
10.	Melissa Knight (2001-06)	107	103

CAREER THREE-POINT FG ATTEMPTS

	Name (Years)	G	3FGA
1.	Riquna Williams (2008-11)	95	657
2.	LaToya Cunningham (2005-09)	119	473
3.	Desma Thomas (1992-97)	111	463
4.	Shelia James (1998-02)	100	427
5.	Tamara James (2002-06)	118	417
6.	Maurita Reid (2006-08)	60	389
7.	Renee Taylor (2005-07)	60	377
8.	Yalonda McCormick (2001-05)	105	342
9.	Shenise Johnson (2008-11)	99	315
10.	Melissa Knight (2001-06)	107	291

CAREER THREE-POINT FG PERCENTAGE**(100 attempts minimum)**

	Name (season)	G	3FG	3FGA	Pct
1.	Elaine Harlow (1987-90)	115	92	243	.379
2.	Frances Savage (1988-92)	94	43	114	.377
3.	Maria Rivera (1984-88)	112	66	177	.373
4.	Holly Rilinger (1992-93)	28	52	140	.371
6.	Maurita Reid (2006-08)	60	142	389	.365
7.	Shenise Johnson (2008-11)	99	114	315	.362
8.	Tamara James (2002-06)	118	150	471	.360
9.	Melissa Knight (2001-06)	107	103	291	.354
10.	Desma Thomas (1992-97)	111	152	463	.328

FREE THROWS**CAREER FREE THROWS MADE**

	Name (Years)	G	FT
1.	Tamara James (2002-06)	118	520
2.	Maria Rivera (1984-88)	112	508
3.	Frances Savage (1988-92)	94	481
4.	Jeannie Hebert (1988-92)	119	437
5.	Kym Hope (1995-99)	113	369
6.	Octavia Blue (1994-98)	109	358
7.	Shenise Johnson (2008-11)	99	347
8.	Desma Thomas (1992-97)	111	330
9.	Jennifer Jordan (1994-99)	109	320
10.	Riquna Williams (2008-11)	95	282

CAREER FREE THROW ATTEMPTS

	Name (Years)	G	FTA
1.	Tamara James (2002-06)	118	664
2.	Maria Rivera (1984-88)	112	651
3.	Frances Savage (1988-92)	94	603
4.	Jeannie Hebert (1988-92)	119	583
5.	Octavia Blue (1994-98)	109	549
6.	Kym Hope (1995-99)	113	498
7.	Desma Thomas (1992-97)	111	475
8.	Jennifer Jordan (1994-99)	109	465
9.	Sylvia Wilson (1979-82)	99	456
10.	Shenise Johnson (2008-11)	99	428

**CAREER FREE THROW PERCENTAGE
(150 attempts minimum)**

	Name (season)	G	FT	FTA	Pct
1.	Renee Taylor (2005-07)	60	241	287	.840
2.	Shenise Johnson (2008-11)	99	347	428	.811
3.	Frances Savage (1988-92)	94	481	603	.798
4.	Tamara James (2002-06)	118	520	664	.783
5.	Maria Rivera (1984-88)	112	508	651	.780
6.	Elaine Harlow (1986-90)	115	213	280	.761
7.	Riquna Williams (2008-11)	95	282	371	.760
8.	Jeannie Hebert (1988-92)	119	437	583	.750
9.	Kym Hope (1995-99)	113	369	498	.741
10.	Shaquana Wilkins (2000-04)	116	184	255	.722

ASSISTS**CAREER ASSISTS**

	Name (Years)	G	Ast	Avg
1.	Gina Graziani (1996-00)	111	743	6.7
2.	Jeannie Hebert (1988-92)	119	694	5.8
3.	Loretta Harvey (1981-84)	122	588	4.8
4.	Yalonda McCormick (2001-05)	105	539	5.1
5.	Maria Rivera (1984-88)	112	487	4.3
6.	Robin Harmony (1980-84)	125	445	3.6
7.	Elaine Harlow (1986-90)	115	432	3.8
8.	Shenise Johnson (2008-11)	98	415	4.2
9.	Meghan Saake (1999-03)	118	403	3.4
10.	Della Wilson (1990-93)	86	351	4.1

REBOUNDS**CAREER REBOUNDS**

	Name (Years)	G	Reb	Avg
1.	Sylvia Wilson (1979-82)	99	1,115	11.3
2.	Frances Savage (1988-92)	94	919	9.8
3.	Kym Hope (1995-99)	113	888	7.9
4.	Vicki Plowden (1990-93)	91	857	9.4
5.	Tamara James (2002-06)	118	805	6.8
6.	Shenise Johnson	99	764	7.7
7.	Robin Harmony (1980-84)	125	760	6.1
8.	Hope Butler (1984-88)	101	694	6.9
9.	Shaquana Wilkins (2000-04)	116	675	5.8
10.	Octavia Blue (1994-98)	109	672	6.2

CAREER REBOUNDING AVERAGE

	Name (Years)	G	Reb	Avg
1.	Sylvia Wilson (1979-82)	99	1,115	11.3
2.	Cordelia Fulmore (1983-85)	59	690	10.3
3.	Frances Savage (1988-92)	94	919	9.8
4.	Vicki Plowden (1990-93)	91	857	9.4
5.	Donna Mapp (1981-83)	54	489	9.1
6.	Kym Hope (1995-99)	113	888	7.9
7.	Shenise Johnson	99	764	7.7
8.	Joani Bowles (1983-85)	48	356	7.4
9.	Hope Butler (1984-88)	101	694	6.9
10.	Tamara James (2002-06)	118	805	6.8

STEALS**CAREER STEALS**

	Name (Years)	G	Stls	Avg
1.	Maria Rivera (1984-88)	112	382	3.4
2.	Meghan Saake (1999-02)	118	358	3.0
3.	Loretta Harvey (1981-84)	122	357	2.9
4.	Robin Harmony (1980-84)	125	314	2.5
5.	Shenise Johnson (2008-11)	99	293	3.0
6.	Yalonda McCormick (2001-05)	105	280	2.7
7.	Tamara James (2002-06)	118	279	2.4
8.	Jeannie Hebert (1988-92)	119	237	2.0
9.	Ronnie McGarry (1990-94)	117	224	1.9
	Elaine Harlow (1986-90)	115	224	1.9

BLOCKED SHOTS**CAREER BLOCKED SHOTS**

	Name (Years)	G	Blks	Avg
1.	Sylvia Wilson (1979-82)	99	198	2.0
2.	Kym Hope (1995-99)	113	164	1.5
3.	Chanivia Broussard (2000-04)	114	132	1.2
4.	Vicki Plowden (1990-93)	91	108	1.2
5.	Shaquana Wilkins (2000-04)	116	95	0.8
	Meghan Saake (1999-03)	118	95	0.8
7.	Shenise Johnson (2008-11)	99	76	0.8
	Sylvia Bullock (2008-11)	97	76	0.8
9.	Charmaine Clark (2006-10)	124	73	0.6
	Alicia Hartlaub (1999-03)	117	66	0.6
	Martha Bodley (1998-02)	82	66	0.8

PARTICIPATION**CAREER GAMES PLAYED**

	Name (Years)	G
1.	Robin Harmony (1980-84)	125
2.	Charmaine Clark (2006-10)	124
3.	Loretta Harvey (1980-84)	122
4.	Dana Hunter (1979-83)	121
5.	Jeannie Hebert (1988-92)	119
	Latoya Cunningham (2005-09)	119
7.	Tamara James (2002-06)	118
	Meghan Saake (1999-03)	118
9.	Alicia Hartlaub (1999-02)	117
	Ronnie McGarry (1990-94)	117

CAREER GAMES STARTED

	Name (Years)	G	GS
1.	Loretta Harvey (1980-84)	122	120
2.	Jeannie Hebert (1988-92)	119	119
3.	Meghan Saake (1999-03)	118	118
	Robin Harmony (1980-84)	125	118
5.	Tamara James (2002-06)	118	117
6.	Maria Rivera (1984-88)	112	112
	Ronnie McGarry (1990-94)	117	112
8.	Octavia Blue (1994-98)	109	107
	Gina Graziani (1996-00)	111	107
10.	Shenise Johnson (2008-11)	99	99

Individual Season Record**SCORING****SINGLE-SEASON SCORING**

	Name (season)	G	Pts	Avg
1.	Frances Savage (1991-92)	32	742	23.2
2.	Frances Savage (1989-90)	31	733	23.6
3.	Riquna Williams (2010-11)	33	717	21.7
4.	Riquna Williams (2009-10)	36	707	19.6
5.	Shenise Johnson (2009-10)	36	685	19.0
6.	Sylvia Wilson (1980-81) 38	670	17.6	
7.	Tamara James (2002-03)	31	650	21.0
8.	Frances Savage (1988-89)	29	649	22.4
9.	Tamara James (2004-05)	29	647	22.3
10.	Shenise Johnson (2009-10)	33	648	19.6

SINGLE-SEASON SCORING AVERAGE

	Name (season)	G	Pts	Avg
1.	Wendy Foote (1977-78)	16	403	25.2
2.	Frances Savage (1989-90)	31	733	23.6
3.	Maria Rivera (1987-88)	27	628	23.3
4.	Frances Savage (1991-92)	32	742	23.2
5.	Frances Savage (1988-89)	29	649	22.4
6.	Tamara James (2004-05)	29	647	22.3
	Riquna Williams (2010-11)	33	717	21.7
7.	Tamara James (2005-06)	30	645	21.5
8.	Maria Rivera (1985-86)	27	579	21.4
9.	Tamara James (2002-03)	31	650	21.0
10.	Maria Rivera (1986-87)	30	627	20.9

FIELD GOALS**SINGLE-SEASON FIELD GOALS MADE**

	Name (season)	G	FG
1.	Frances Savage (1989-90)	31	284
2.	Frances Savage (1991-92)	32	271
3.	Sylvia Wilson (1980-81)	38	268
4.	Cordelia Fulmore (1983-84)	31	258
5.	Frances Savage (1988-89)	29	256
6.	Riquna Williams (2009-10)	36	253
7.	Maria Rivera (1986-87)	30	251
	Shenise Johnson (2009-10)	36	251
	Riquna Williams (2010-11)	33	251
9.	Tamara James (2004-05)	29	242
10.	Tamara James (2002-03)	31	238

SINGLE-SEASON FIELD GOAL ATTEMPTS

	Name (season)	G	FGA
1.	Riquna Williams (2010-11)	33	632
2.	Riquna Williams (2009-10)	36	628
3.	Sylvia Wilson (1980-81)	38	568
4.	Frances Savage (1991-92)	32	557
5.	Maria Rivera (1986-87)	30	545
6.	Maria Rivera (1985-86)	27	533
7.	Frances Savage (1989-90)	31	526
8.	Shenise Johnson (2009-10)	36	506
9.	Tamara James (2004-05)	29	504
10.	Sylvia Wilson (1981-82)	28	503

SINGLE-SEASON FIELD GOAL PERCENTAGE**(200 attempts minimum)**

	Name (season)	G	FG	FGA	Pct
1.	Frances Savage (1988-89)	29	256	467	.5482
2.	Cordelia Fulmore (1984-85)	28	228	416	.5481
3.	Diane Barnes (2009-10)	35	126	231	.545
4.	Frances Savage (1989-90)	31	284	526	.5399
5.	Kym Hope (1996-97)	29	143	265	.5396
6.	Vicki Plowden (1990-91)	28	194	360	.5389
7.	Cordelia Fulmore (1983-84)	31	258	479	.5386
8.	Kym Hope (1997-98)	29	191	358	.534
9.	Maria Rivera (1984-85)	28	202	380	.532
10.	Hope Butler (1987-88)	27	145	278	.531

THREE-POINT FIELD GOALS**SINGLE-SEASON THREE-POINT FG MADE**

	Name (season)	G	3FG
1.	Riquna Williams (2009-10)	36	106
2.	Desma Thomas (1996-97)	29	81
3.	Maurita Reid (200-08)	30	76
4.	Riquna Williams (2010-11)	33	75
5.	Renee Taylor (2006-07)	30	69
6.	Maurita Reid (2006-07)	30	66
	Maria Rivera (1987-88)	27	66
8.	Tamara James (2005-06)	30	53
	Melissa Knight (2005-06)	30	53
	Stefanie Yderstrom (2010-11)	33	53

SINGLE-SEASON THREE-POINT FG ATTEMPTS

	Name (season)	G	3FGA
1.	Riquna Williams (2009-10)	36	294
2.	Riquna Williams (2010-11)	33	252
3.	Renee Taylor (2006-07)	30	227
4.	Maurita Reid (2007-08)	30	219
5.	Desma Thomas (1996-97)	29	216
6.	Maria Rivera (1987-88)	27	177
7.	Stefanie Yderstrom (2010-11)	33	172
8.	Maurita Reid (2006-07)	30	170
9.	Desma Thomas (1995-96)	27	155
10.	LaToya Cunningham (2007-08)	30	151

SINGLE-SEASON THREE-POINT FG PCT.**(50 attempts minimum)**

	Name (season)	G	3FG	3FGA	Pct
1.	Octavia Blue (1997-98)	29	24	53	.453
2.	Elaine Harlow (1988-89)	29	40	94	.426
3.	Melissa Knight (2005-06)	30	53	132	.402
4.	Shenise Johnson (2009-10)	36	50	127	.394
5.	Maurita Reid (2006-07)	30	66	170	.388
6.	Tamara James (2005-06)	30	53	137	.387
7.	Tamara James (2003-04)	28	39	103	.379
8.	Desma Thomas (1996-97)	29	87	216	.375
9.	Maria Rivera (1987-88)	27	66	177	.373
10.	Holly Rilinger (1992-93)	28	52	140	.371

FREE THROWS**SINGLE-SEASON FREE THROWS MADE**

	Name (season)	G	FT
1.	Frances Savage (1991-92)	32	181
2.	Tamara James (2005-06)	30	156
3.	Tamara James (2002-03)	31	155
4.	Frances Savage (1989-90)	31	147
5.	Maria Rivera (1987-88)	27	144
6.	Sylvia Wilson (1986-87)	38	134
7.	Shenise Johnson (2009-10)	36	133
8.	Kym Hope (1998-99)	29	132
	Shenise Johnson (2010-11)	33	132
9.	Frances Savage (1988-89)	29	131
10.	Renee Taylor (2006-07)	30	129

SINGLE-SEASON FREE THROW ATTEMPTS

	Name (season)	G	FTA
1.	Frances Savage (1991-92)	32	222
	Sylvia Wilson (1980-81)	38	222
3.	Tamara James (2002-03)	31	204
4.	Tamara James (2005-06)	30	188
5.	Frances Savage (1989-90)	31	187
6.	Maria Rivera (1987-88)	27	174
7.	Morgan Stroman (2010-11)	31	173
8.	Shenise Johnson (2009-10)	36	172
9.	Octavia Blue (1997-98)	29	169
10.	Kym Hope (1997-98)	29	166
	Frances Savage (1988-89)	29	166

SINGLE-SEASON FREE THROW PERCENTAGE**(70 attempts minimum)**

	Name (season)	G	FT	FTA	Pct
1.	Holly Rilinger (1992-93)	28	90	105	.857
2.	Shenise Johnson (2010-11)	33	132	156	.846
3.	Renee Taylor (2006-07)	30	129	153	.843
4.	Renee Taylor (2005-06)	30	112	156	.836
5.	Jeannie Hebert (1991-92)	32	116	139	.835
6.	Tamara James (2005-06)	30	156	188	.830
7.	Maria Rivera (1987-88)	27	144	174	.828
8.	Shenise Johnson (2008-09)	30	82	100	.820
9.	Frances Savage (1991-92)	32	181	222	.815
10.	Kym Hope (1998-99)	29	132	163	.810

ASSISTS**SINGLE-SEASON ASSISTS**

	Name (season)	G	Ast	Avg
1.	Jeannie Hebert (1991-92)	32	221	6.9
2.	Gina Graziani (1997-98)	29	210	7.2
3.	Gina Graziani (1996-97)	29	198	6.8
4.	Jeannie Hebert (1996-97)	28	189	6.8
5.	Yalonda McCormick (2002-03)	31	185	6.0
6.	Gina Graziani (1999-00)	29	182	6.3
7.	Loretta Harvey (1981-82)	29	168	5.8
8.	Yalonda McCormick (2004-05)	28	167	6.0
9.	Shenise Johnson (2009-10)	36	166	4.6
10.	Yalonda McCormick (2003-04)	29	157	5.4

REBOUNDS**SINGLE-SEASON REBOUNDS**

	Name (season)	G	Reb	Avg
1.	Sylvia Wilson (1980-81)	38	449	11.8
2.	Cordelia Fulmore (1983-84)	31	359	11.6
3.	Sylvia Wilson (1979-80)	33	344	10.4
4.	Frances Savage (1991-92)	32	339	10.6
5.	Sylvia Wilson (1981-82)	28	322	11.5
6.	Vicki Plowden (1992-93)	31	311	10.0
7.	Donna Mapp (1982-83)	27	310	11.5
8.	Kym Hope (1997-98)	29	306	10.6
9.	Frances Savage (1989-90)	31	293	9.5
10.	Vicki Plowden (1990-91)	28	281	10.0

SINGLE-SEASON REBOUNTING AVERAGE

	Name (season)	G	Reb	Avg
1.	Sylvia Wilson (1980-81)	38	449	11.8
2.	Cordelia Fulmore (1983-84)	31	359	11.6
3.	Donna Mapp (1982-83)	27	310	11.5
	Sylvia Wilson (1981-82)	28	322	11.5
5.	Kym Hope (1997-98)	29	306	10.6
	Frances Savage (1991-92)	32	339	10.6
7.	Sylvia Wilson (1979-80)	33	344	10.4
8.	Vicki Plowden (1992-93)	31	311	10.0
	Vicki Plowden (1990-91)	28	281	10.0
10.	Tanya Young (1993-94)	26	257	9.9

STEALS**SINGLE-SEASON STEALS**

	Name (season)	G	Stls	Avg
1.	Meghan Saake (2001-02)	31	121	3.9
2.	Meghan Saake (2002-03)	31	114	3.7
3.	Shenise Johnson (2009-10)	36	111	3.1
4.	Maurita Reid (2007-08)	30	110	3.7
5.	Morgan Stroman (2010-11)	33	109	3.3
6.	Maria Rivera (1986-87)	30	106	3.5
7.	Loretta Harvey (1980-81)	37	105	2.8
	Dottie Richardson (1980-81)	38	105	2.8
9.	Shenise Johnson (2010-11)	33	104	3.2
10.	Cordelia Fulmore (1984-85)	28	100	3.6
	Maria Rivera (1984-85)	28	100	3.6
	Yalonda McCormick (2002-03)	31	100	3.2
	Robin Harmony (1980-81)	37	100	2.7

BLOCKED SHOTS**SINGLE-SEASON BLOCKED SHOTS**

	Name (season)	G	Blks	Avg
1.	Sylvia Wilson (1979-80)	33	80	2.4
2.	Kym Hope (1998-99)	29	62	2.1
3.	Sylvia Wilson (1980-81)	28	61	2.2
4.	Sylvia Wilson (1981-82)	28	57	2.0
5.	Kym Hope (1996-97)	29	53	1.8
6.	Joani Bowles (1983-84)	31	45	1.5
7.	Brittany Denson (2005-06)	22	30	1.4
8.	Vicki Plowden (1991-92)	32	41	1.3
9.	Vicki Plowden (1992-93)	31	40	1.3
10.	Shaquana Wilkins (2003-04)	29	37	1.3

Individual Game Records

SCORING

SINGLE-GAME SCORING

	Name	Opponent (date)	Pts
1.	Renee Taylor	at Houston (12/19/06)	42
2.	Frances Savage	vs. Providence (3/8/92)	41
	Maria Rivera	vs. Central Florida (2/25/88)	41
4.	Octavia Blue	vs. Florida Atlantic (11/25/97)	40
	Frances Savage	vs. Fla. International (2/24/89)	40
	Maria Rivera	vs. Illinois (12/30/87)	40
	Wendy Foote	vs. Miami-Dade NW (1978)	40
8.	Tamara James	vs. Fairfield (12/28/04)	39
9.	Maria Rivera	vs. Monmouth (11/28/86)	38
10.	Tamara James	vs. Georgia Tech (2/26/06)	37
	Tamara James	vs. Eastern Kentucky (11/23/03)	37
	Frances Savage	vs. Stetson (1/13/90)	37
	Joani Bowles	vs. Temple (1/13/84)	37

FIELD GOALS

SINGLE-GAME FIELD GOALS MADE

	Name	Opponent (date)	Pts
1.	Tamara James	vs. Fairfield (12/28/04)	17
	Joani Bowles	vs. Temple (1/13/84)	17
	Wendy Foote	vs. Miami-Dade NW (1978)	17
4.	Octavia Blue	vs. Florida Atlantic (11/25/97)	16
	Frances Savage	vs. Villanova (3/1/92)	16
6.	Tamara James	vs. Quinnipiac (11/29/02)	15
	Chanivia Broussard	vs. Richmond (12/21/03)	15
	Maria Rivera	vs. Central Florida (2/25/88)	15
	Sylvia Wilson	vs. Florida International (1/26/82)	15
10.	13 different times a player has recorded		14

SINGLE-GAME FIELD GOAL ATTEMPTS

	Name	Opponent (date)	FGA
1.	Maria Rivera	vs. LSU (1/10/86)	34
2.	Joani Bowles	vs. Temple (1/13/84)	31
3.	Riquna Williams	vs. North Carolina (2/13/11)	31
4.	Tamara James	vs. Virginia Tech (2/6/05)	29
	Frances Savage	vs. Rutgers (1/28/89)	29
	Maria Rivera	vs. North Carolina (12/29/86)	29
	Riquna Williams	vs. Boston College (1/16/11)	29
8.	Octavia Blue	vs. Georgetown (2/14/96)	28
9.	Seven different times a player has recorded		27

SINGLE-GAME FIELD GOAL PERCENTAGE**(10 attempts minimum)**

	Name	FG	FGA	Pct
	Opponent (date)			
1.	Jill Poorman	11	12	.917
	vs. Flagler (2/16/80)			
2.	Jennifer Jordan	10	11	.909
	vs. Syracuse (1/20/96)			
	Maria Rivera	10	11	.909
	vs. Lamar (1/11/85)			
4.	Tamara James	12	14	.857
	vs. N.C. A&T (12/28/05)			
5.	Frances Savage	11	13	.846
	vs. SW Missouri State (11/25/88)			
6.	Melissa Knight	10	12	.833
	vs. Maryland (12/29/02)			
	Della Wilson	10	12	.833
	vs. Connecticut (2/14/93)			
	Frances Savage	10	12	.833
	vs. Arizona (12/2/89)			
	LaToya Drake	10	12	.833
	vs. Norfolk State (11/14/08)			
10.	Jeannie Hebert	9	11	.818
	vs. Stetson (3/9/91)			
	Hope Butler	9	11	.818
	vs. Central Florida (1/20/88)			

THREE-POINT FIELD GOALS**SINGLE-GAME THREE-POINT FG MADE**

	Name	Opponent (date)	3FG
1.	Riquna Williams	at CSU Bakersfield (11/15/09)	8
2.	Renee Taylor	at Houston (12/19/06)	7
	Maria Rivera	vs. Central Florida (2/25/88)	7
	Riquna Williams	at Michigan (3/31/10)	7
3.	Shannon Drury	vs. Boston College (1/10/98)	6
	Desma Thomas	vs. Connecticut (2/16/97)	6
	Desma Thomas	vs. Villanova (2/2/97)	6
	Desma Thomas	vs. Syracuse (2/27/96)	6
	Nickki Mitchell	vs. St. John's (1/20/94)	6
	Maria Rivera	vs. Illinois (12/30/87)	6
	Riquna Williams	at UC Riverside (11/13/09)	6
	Riquna Williams	vs. Boston College (1/16/11)	6
	Riquna Williams	vs. Clemson (1/14/11)	6

SINGLE-GAME THREE-POINT FG ATTEMPTS

	Name	Opponent (date)	3FGA
1.	Riquna Williams	at Michigan (3/31/10)	15
2.	Shannon Drury	vs. Tulane (11/22/98)	14
	Riquna Williams	at CSU Bakersfield (11/15/10)	14
4.	Maurita Reid	vs. Florida Atlantic (11/9/07)	13
	Maurita Reid	at North Carolina (2/18/07)	13
	Maria Rivera	vs. Central Florida (2/25/88)	13
	Riquna Williams	at Cornell (12/21/09)	13
	Riquna Williams	vs. Boston College (1/16/11)	13
8.	13 different times a player has recorded		12

SINGLE-GAME THREE-POINT FG PCT.**(4 attempts minimum)**

	Name	3FG	3FGA	Pct
	Opponent (date)			
1.	Maria Rivera	4	4	1.000
	vs. Bethune Cookman (12/1/87)			
	Shenise Johnson	4	4	1.000
	at Providence (3/28/10)			
3.	Maurita Reid	5	6	.833
	at Virginia Tech (1/25/07)			
	Renee Taylor	5	6	.833
	vs. NC State (1/26/06)			
	Melissa Knight	5	6	.833
	vs. Clemson (1/12/06)			
	Renee Taylor	5	6	.833
	vs. UCF (12/20/05)			
7.	Maurita Reid	4	5	.800
	at Santa Clara (11/15/06)			
	Melissa Knight	4	5	.800
	vs. FIU (3/18/06)			
	Tamara James	4	5	.800
	vs. Mississippi (12/29/05)			
	Tamara James	4	5	.800
	vs. N.C. A&T (12/28/05)			
	Maria Rivera	4	5	.800
	vs. Arizona (1/27/88)			
	Shenise Johnson	4	5	.800
	vs. NC State (3/4/11)			

FREE THROWS**SINGLE-GAME FREE THROWS MADE**

	Name	Opponent (date)	FT
1.	Desma Thomas	vs. St. John's (2/3/96)	18
2.	Desma Thomas	vs. Georgetown (2/25/97)	16
3.	Frances Savage	vs. Purdue (11/25/90)	15
	Maria Rivera	vs. Central Florida (1/20/88)	15
	Maria Rivera	vs. Florida A&M (1/11/88)	15
6.	Tamara James	vs. FIU (3/18/06)	14
7.	Tamara James	vs. Duke (2/29/06)	13
8.	Tamara James	vs. Rutgers (3/9/03)	12
	Octavia Blue	vs. Providence (2/20/98)	12
	Jeannie Hebert	vs. Fla. International (2/23/90)	12
	Frances Savage	vs. Fla. International (2/24/89)	12

SINGLE-GAME FREE THROW ATTEMPTS

	Name	Opponent (date)	FTA
1.	Desma Thomas	vs. St. John's (2/3/96)	22
2.	Frances Savage	vs. Purdue (11/25/90)	20
3.	Desma Thomas	vs. Georgetown (2/25/97)	19
	Maria Rivera	vs. Central Florida (1/20/88)	19
	Maria Rivera	vs. Florida A&M (1/11/88)	19
6.	Frances Savage	vs. Providence (3/8/92)	17
7.	Tamara James	vs. FIU (3/18/06)	16
8.	Five different times a player has recorded		15

SINGLE-GAME FREE THROW PERCENTAGE
(8 attempts minimum)

	Name	3FG	3FGA	Pct
	Opponent (date)			
1.	Tamara James	11	11	1.000
	vs. Fairleigh Dickinson (12/2/05)			
	Frances Savage	11	11	1.000
	vs. Pittsburgh (1/11/92)			
	Frances Savage	11	11	1.000
	vs. Rutgers (12/8/91)			
	Renee Taylor	10	10	1.000
	vs. Virginia (1/22/06)			
	Kym Hope	10	10	1.000
	vs. Boston College (1/16/99)			
	Jeannie Hebert	10	10	1.000
	vs. Boston College (1/3/92)			
	Maria Rivera	10	10	1.000
	vs. Boston College (1/3/92)			
	Renee Taylor	9	9	1.000
	at Houston (12/19/06)			
	Renee Taylor	9	9	1.000
	at St. Mary's (11/17/06)			
	Octavia Blue	9	9	1.000
	vs. Georgetown (1/31/98)			
	Fallon Phanord	8	8	1.000
	vs. North Carolina (3/5/05)			
	Jennifer Jordan	8	8	1.000
	vs. Syracuse (1/18/95)			
	Vicki Plowden	8	8	1.000
	vs. Boston College (2/16/93)			
	Jeannie Hebert	8	8	1.000
	vs. North Carolina (3/21/92)			
	Lisa Jones	8	8	1.000
	vs. Boston College (1/11/90)			
	Hope Butler	8	8	1.000
	vs. Old Dominion (1/9/88)			
	Maria Rivera	8	8	1.000
	vs. Dartmouth (12/20/84)			
	Morgan Stroman	8	8	1.000
	at North Carolina (2/13/11)			
	Riquana Williams	8	8	1.000
	vs. Lipscomb (1/11/11)			

ASSISTS**SINGLE-GAME ASSISTS**

	Name	Opponent (date)	Ast
1.	Robin Harmony	vs. Fla. International (12/4/82)	14
2.	Gina Graziani	vs. Providence (12/6/97)	13
	Gina Graziani	vs. West Virginia (1/22/97)	13
	Jeannie Hebert	vs. Syracuse (12/27/90)	13
5.	10 different times a player has recorded		12

REBOUNDS**SINGLE-GAME REBOUNDS**

	Name	Opponent (date)	Reb
1.	Cordelia Fulmore	vs. Georgia State (2/24/84)	25
2.	Donna Mapp	vs. Stetson (2/5/83)	24
3.	Sylvia Wilson	vs. South Florida (2/20/80)	22
4.	Tamara James	vs. South Florida (11/22/01)	21
5.	Frances Savage	vs. Florida State (12/11/80)	20
	Cordelia Fulmore	vs. Florida Memorial (2/14/84)	20
	Sylvia Wilson	vs. Central Florida (2/6/81)	20
	Sylvia Wilson	vs. Miami-Dade South (2/3/81)	20
9.	Nine different times a player has recorded		19

STEALS**SINGLE-GAME STEALS**

	Name	Opponent (date)	Stls
1.	Maurita Reid	vs. Wake Forest (2/8/07)	10
	Maria Rivera	vs. Minnesota (12/22/86)	10
	Pat Bentoski	vs. Stetson (2/3/80)	10
4.	Maria Rivera	vs. Stetson (1/21/87)	9
	Cordelia Fulmore	vs. Purdue (12/31/84)	9
	Robin Harmony	vs. South Florida (1/16/82)	9
	Dottie Richardson	vs. Broward (2/13/81)	9
	Loretta Harvey	vs. South Florida (1/9/81)	9
	Debra Jackson	vs. Florida Southern (1/18/80)	9
	Shenise Johnson	vs. Boston College (1/16/11)	9
	Riquna Williams	vs. Morgan State (12/30/10)	9

BLOCKED SHOTS**SINGLE-GAME BLOCKED SHOTS**

	Name	Opponent (date)	Blks
1.	Sylvia Bullock	vs. Houston (11/24/09)	8
2.	Joani Bowles	vs. South Florida (1/20/84)	7
	Sylvia Wilson	vs. Oral Roberts (12/17/79)	7
4.	Nine different times a player has recorded		6

1,000 Point Club

Tamara James (2002-06) — 2,406

YR	GP-GS	FG-FGA	PCT	3P-3PA	PCT	FT-FTA	PCT	REB-AVG	A	BS	S	PTS-AVG
2002-03	31-31	238-461	.516	19-58	.328	155-204	.760	244-7.9	49	14	56	650-21.0
2003-04	28-26	170-340	.500	39-103	.379	85-111	.766	129-4.6	72	18	55	464-16.6
2004-05	29-29	242-504	.480	19-119	.328	124-161	.770	199-6.9	57	13	75	647-22.3
2005-06	30-30	218-449	.486	53-137	.387	156-188	.830	233-7.8	70	11	93	645-21.5
Total	118-116	868-1754	.495	150-417	.360	520-664	.783	805-6.8	248	56	279	2406-20.4

Maria Rivera (1984-88) — 2,358

YR	GP-GS	FG-FGA	PCT	3P-3PA	PCT	FT-FTA	PCT	REB-AVG	A	BS	S	PTS-AVG
1984-85	28-28	202-380	.531	—	—	120-156	.769	93-3.3	149	4	100	524-18.7
1985-86	27-27	230-533	.432	—	—	119-163	.730	118-4.4	89	2	77	579-21.4
1986-87	30-30	251-545	.461	—	—	125-158	.791	97-3.2	141	3	106	627-20.9
1987-88	27-27	209-473	.442	66-177	.373	144-174	.828	102-3.8	108	3	99	628-23.3
Total	112-112	892-1931	.462	66-177	.373	508-651	.780	410-3.7	487	12	382	2358-21.1

Frances Savage (1988-92) — 2,184

YR	GP-GS	FG-FGA	PCT	3P-3PA	PCT	FT-FTA	PCT	REB-AVG	A	BS	S	PTS-AVG
1988-89	29-29	256-467	.548	6-23	.261	131-166	.789	268-9.2	66	17	56	649-22.4
1989-90	31-31	284-526	.540	18-43	.419	147-187	.786	293-9.5	76	17	71	733-23.6
1990-91	2-2	19-43	.442	0-2	.000	22-28	.786	20-10.0	7	0	4	60-30.0
1991-92	32-32	271-557	.487	19-46	.413	181-222	.815	339-10.6	77	10	71	742-23.2
Total	94-94	830-1593	.521	43-114	.377	481-603	.798	920-9.8	226	44	202	2184-23.2

Jeannie Hebert (1988-92) — 1,766

YR	GP-GS	FG-FGA	PCT	3P-3PA	PCT	FT-FTA	PCT	REB-AVG	A	BS	S	PTS-AVG
1988-89	29-29	147-367	.401	3-35	.086	104-159	.654	92-3.2	147	10	44	401-13.8
1989-90	30-30	145-340	.426	3-9	.333	117-153	.765	72-2.4	137	12	49	410-13.7
1990-91	28-28	179-406	.441	14-42	.333	100-132	.758	109-3.9	189	6	71	472-16.9
1991-92	32-32	181-379	.478	5-16	.313	116-139	.835	70-2.2	221	7	73	483-15.1
Total	119-119	652-1492	.437	25-102	.245	437-583	.750	343-2.9	694	35	237	1766-14.8

Octavia Blue (1994-98) — 1,724

YR	G-GS	FG-FGA	Pct	3P-3PA	Pct	FT-FTA	Pct	REB-Avg	A	BS	S	Pts-Avg
1997-98	29-29	205-448	.458	24-53	.453	122-169	.722	164-5.7	23	8	35	556-19.2
1996-97	29-28	161-382	.421	0-1	.000	66-102	.647	162-5.6	15	5	37	388-13.4
1995-96	27-27	178-365	.488	0-0	.000	76-134	.567	174-6.4	26	5	35	432-16.0
1994-95	24-23	127-329	.386	0-2	.000	94-144	.653	172-7.2	14	20	32	348-14.5
Total	109-107	671-1524	.440	24-56	.429	358-549	.652	672-6.2	78	38	139	1724-15.8

Shenise Johnson (2008-11) — 1,717

YR	GP-GS	FG-FGA	PCT	3P-3PA	PCT	FT-FTA	PCT	REB-AVG	A	BS	S	PTS-AVG
2008-10	30-30	141-366	.385	20-62	.323	82-100	.820	213-7.1	122	29	78	384-12.8
2009-10	36-36	251-506	.496	50-127	.394	133-172	.773	276-7.7	166	21	111	685-19.0
2010-11	33-33	236-484	.488	44-126	.349	132-156	.846	275-8.3	127	26	104	648-19.6
Total	99-99	628-1356	.463	114-315	.362	347-428	.811	764-7.7	415	76	293	1,717-17.3

Sylvia Wilson (1979-82) — 1,713

YR	GP-GS	FG-FGA	PCT	3P-3PA	PCT	FT-FTA	PCT	REB-AVG	A	BS	S	PTS-AVG
1979-80	33-30	232-438	.530	—	—	56-103	.544	344-10.4	24	80	56	520-15.8
1980-81	38-37	268-568	.472	—	—	134-222	.604	449-11.8	17	61	53	670-17.6
1981-82	28-27	221-503	.439	—	—	81-131	.618	322-11.5	21	57	45	523-18.7
Total	99-94	721-1509	.478	—	—	271-456	.594	1115-11.3	62	198	154	1713-17.3

Riquna Williams (2008-11) — 1,651

YR	GP-GS	FG-FGA	PCT	3P-3PA	PCT	FT-FTA	PCT	REB-AVG	A	BS	S	PTS-AVG
2008-10	26-6	78-261	.299	24-111	.216	47-61	.770	51-2.0	19	11	44	227-8.7
2009-10	36-25	253-628	.403	106-294	.361	95-129	.736	152-4.2	62	17	64	707-19.6
2010-11	33-33	251-632	.397	75-252	.298	140-181	.773	176-5.3	93	16	91	717-21.7
Total	95-64	582-1521	.383	205-657	.312	282-371	.760	379-4.0	174	44	199	1,651-17.4

Chanivia Broussard (2000-04) — 1,482

YR	GP-GS	FG-FGA	PCT	3P-3PA	PCT	FT-FTA	PCT	REB-AVG	A	BS	S	PTS-AVG
2000-01	27-22	158-369	.428	4-15	.267	36-74	.486	152-25.6	22	32	46	356-13.2
2001-02	29-20	173-407	.425	13-51	.255	54-85	.635	124-4.3	27	35	57	413-14.2
2002-03	29-5	115-263	.437	8-31	.258	35-69	.507	126-4.3	31	32	35	273-9.4
2003-04	29-28	175-359	.487	3-15	.200	87-127	.685	181-6.2	48	33	64	440-15.2
Total	114-75	621-1398	.444	28-112	.250	212-355	.597	583-5.1	128	132	202	1482-13.0

Kym Hope (1995-99) — 1,462

YR	GP-GS	FG-FGA	PCT	3P-3PA	PCT	FT-FTA	PCT	REB-AVG	A	BS	S	PTS-AVG
1995-96	26-0	28-68	.412	0-0	.000	28-52	.538	95-3.7	11	16	17	84-3.2
1996-97	29-29	143-265	.540	0-2	.000	81-117	.692	234-8.1	33	53	45	367-12.7
1997-98	29-29	191-358	.534	1-1	1.000	128-166	-.771	306-10.6	53	33	56	511-17.6
1998-99	29-29	184-348	.529	0-3	.000	132-163	.810	253-8.7	52	62	54	500-17.2
Total	113-87	546-1039	.526	0-3	.000	369-498	.741	888-7.9	149	164	172	1462-12.9

Vicki Plowden (1990-93) — 1,404

YR	GP-GS	FG-FGA	PCT	3P-3PA	PCT	FT-FTA	PCT	REB-AVG	A	BS	S	PTS-AVG
1990-91	28-27	194-360	.539	0-0	.000	67-108	.620	281-10.0	18	27	53	455-16.3
1991-92	32-32	194-377	.515	1-2	.500	87-144	.604	265-8.3	17	41	35	476-14.9
1992-93	31-31	191-418	.457	2-5	.400	89-143	.622	311-10.0	44	40	64	473-15.3
Total	91-90	579-1155	.501	3-7	.429	243-395	.615	857-9.4	79	108	152	1404-15.4

Robin Harmony (1980-84) — 1,308

YR	GP-GS	FG-FGA	PCT	3P-3PA	PCT	FT-FTA	PCT	REB-AVG	A	BS	S	PTS-AVG
1980-81	38-31	159-404	.394	—	—	48-76	.632	174-4.6	139	16	100	366-9.6
1981-82	29-29	133-325	.409	—	—	29-44	.659	193-6.7	127	13	56	295-10.2
1982-83	27-27	120-264	.455	—	—	35-57	.614	218-8.1	67	11	60	275-10.2
1983-84	31-31	163-385	.423	—	—	46-70	.657	175-5.6	115	18	98	372-12.0
Total	125-118	575-1378	.417	—	—	158-247	.640	760-6.1	448	58	314	1308-10.5

Desma Thomas (1992-97) — 1,284

YR	G-GS	FG-FGA	Pct	3P-3PA	Pct	FT-FA	Pct	REB-Avg	A	BS	S	Pts-Avg
1992-93	30-6	36-107	.336	0-4	.000	36-65	.554	87-2.9	13	8	20	108-3.6
1993-94	25-24	110-351	.313	25-88	.288	106-156	.679	195-7.8	47	20	37	351-14.0
1994-95	DNP											
1995-96	27-27	120-339	.354	46-155	.297	92-134	.687	134-5.0	72	21	60	378-14.0
1996-97	29-29	135-355	.380	81-216	.375	96-120	.800	136-4.7	64	9	60	447-15.4
Total	111-86	401-1152	.348	152-463	.328	330-475	.695	552-5.0	196	58	177	1284-11.6

Wendy Foote (1974-78) — 1,174

YR	GP-GS	FG-FGA	PCT	3P-3PA	PCT	FT-FTA	PCT	REB-AVG	A	BS	S	PTS-AVG
1974-75	13	102	—	—	—	36-72	.500	—	—	—	—	240-18.5
1975-76	15	103	—	—	—	30-59	.508	—	—	—	—	236-15.7
1976-77	18	115	—	—	—	45-68	.662	—	—	—	—	295-16.4
1977-78	16	160	—	—	—	83-119	.697	—	—	—	—	403-25.2
Total	62	480	—	—	—	194-318	.610	—	—	—	—	1174-18.9

Hope Butler (1984-88) — 1,157

YR	GP-GS	FG-FGA	PCT	3P-3PA	PCT	FT-FTA	PCT	REB-AVG	A	BS	S	PTS-AVG
1984-85	17-0	19-40	.475	—	—	22-35	.629	64-3.8	9	1	14	60-3.5
1985-86	27-24	106-227	.467	—	—	27-48	.563	148-5.5	30	4	43	239-8.9
1986-87	30-30	211-421	.501	—	—	77-125	.616	266-8.9	36	2	82	499-16.6
1987-88	27-25	145-273	.531	0-1	.000	69-98	.704	216-8.0	49	2	51	359-13.3
Total	101-79	481-961	.501	0-1	.000	195-306	.637	694-6.9	124	9	190	1157-11.5

Cordelia Fulmore (1983-85) — 1,142

YR	GP-GS	FG-FGA	PCT	3P-3PA	PCT	FT-FTA	PCT	REB-AVG	A	BS	S	PTS-AVG
1983-84	31-31	258-479	.539	—	—	90-141	.638	359-11.6	46	17	88	606-19.5
1984-85	28-28	228-417	.548	—	—	80-123	.650	250-8.9	73	25	100	536-19.1
Total	59-59	486-896	.542	—	—	170-264	.644	609-10.3	119	42	188	1,142-19.4

Yalonda McCormick (2001-05) — 1,072

Year	GP-GS	FG-FGA	PCT	3P-3PA	PCT	FT-FTA	PCT	REB-AVG	A	BS	S	PTS-AVG
2001-02	17-0	21-72	.292	1-9	.111	7-11	.636	22-1.3	30	0	9	50-2.9
2002-03	31-31	125-300	.417	17-52	.327	49-69	.710	98-3.2	185	7	100	316-10.2
2003-04	29-29	126-333	.378	52-145	.359	50-65	.769	114-3.9	157	11	93	354-12.2
2004-05	28-27	139-369	.377	40-136	.294	34-53	.642	117-4.2	167	7	78	352-12.6
Total	105-87	411-1074	.383	110-342	.322	140-198	.707	351-3.3	539	25	280	1,072-10.2

Jennifer Jordan (1994-99) — 1,050

YR	GP-GS	FG-FGA	PCT	3P-3PA	PCT	FT-FTA	PCT	REB-AVG	A	BS	S	PTS-AVG
1994-95	26-7	51-113	.451	0-0	.000	69-99	.697	122-4.7	6	3	26	171-6.6
1995-96	26-23	110-195	.564	0-0	.000	84-126	.667	173-6.7	13	7	34	304-11.7
1996-97	DNP											
1997-98	28-4	65-131	.496	0-0	.000	55-83	.663	85-3.0	7	1	18	185-6.6
1998-99	29-29	139-283	.491	0-0	.000	112-157	.713	200-6.9	15	6	31	390-13.4
Total	109-63	365-722	.506	0-0	.000	320-465	.688	580-5.3	41	17	109	1050-9.6

Cassandra Wimes (1994-99) — 1,034

YR	GP-GS	FG-FGA	PCT	3P-3PA	PCT	FT-FTA	PCT	REB-AVG	A	BS	S	PTS-AVG
1994-95	26-7	51-113	.451	0-0	.000	69-99	.697	122-4.7	6	3	26	171-6.6
1995-96	26-23	110-195	.564	0-0	.000	84-126	.667	173-6.7	13	7	34	304-11.7
1996-97	DNP											
1997-98	24-13	82-202	.406	21-62	.339	37-47	.787	67-2.8	23	5	36	222-9.3
1998-99	29-29	128-336	.381	23-80	.288	58-82	.707	106-3.7	51	8	47	337-11.6
Total	105-72	371-846	.439	44-142	.310	248-354	.701	468-4.5	93	23	143	1034-9.8

Meghan Saake (1999-03) — 1,030

YR	GP-GS	FG-FGA	PCT	3P-3PA	PCT	FT-FTA	PCT	REB-AVG	A	BS	S	PTS-AVG
1999-00	29-29	85-250	.340	2-19	.105	22-55	.400	115-4.0	71	18	49	194-6.7
2000-01	27-27	62-186	.343	5-28	.179	44-70	.618	120-4.5	99	16	74	173-6.6
2001-02	31-31	139-348	.401	30-94	.322	38-50	.760	152-4.9	125	25	121	346-11.2
2002-03	31-31	118-299	.395	30-94	.319	51-67	.761	120-3.9	108	36	114	317-10.2
Total	118-118	404-1083	.373	67-243	.275	160-242	.661	507-4.3	403	95	358	1030-8.7

Renee Taylor (2005-07) — 1,025

YR	GP-GS	FG-FGA	PCT	3P-3PA	PCT	FT-FTA	PCT	REB-AVG	A	BS	S	PTS-AVG
2005-06	30-29	153-387	.298	49-150	.327	112-134	.836	77-2.6	115	0	71	467-15.6
2006-07	30-29	180-468	.385	69-227	.304	129-153	.843	79-2.6	63	1	63	558-18.6
Total	60-58	333-852	.391	118-377	.313	241-287	.840	156-2.6	178	1	134	1025-17.1

All-Time Results

1972-73

Record: 2-6 (1-1 H, 1-3 A, 0-2 N)

Head Coach: Barry Schimer

Date	W/L	Opponent	Score
J9	L	MIAMI-DADE NORTH	37-21
J12	W	at Broward Central	36-26
F8	L	at Miami-Dade South	56-26
F13	W	BROWARD CENTRAL	41-25
F15	L	at Barry College	51-45
F22	L	at Miami-Dade North	47-36
F26	L	vs. Florida Tech*	38-31
F27	L	vs. Florida A&M*	55-47

* - FAIAW State Championship Tournament (Miami, Fla.)

1973-74

Record: 6-3 (2-0 H, 4-1 A, 0-2 N)

Head Coach: Barry Schimer

Date	W/L	Opponent	Score
J30	W	at Broward Central	43-27
F1	W	at Barry College	44-41
F12	W	at Miami-Dade South	48-47
F13	W	at Miami-Dade North	29-23
F18	L	at Miami-Dade North	38-36
F19	W	BARRY COLLEGE	41-33
F21	W	BROWARD CENTRAL	44-28
F26	L	vs. Flagler*	74-38
F27	L	vs. Florida Tech*	41-36

* FAIAW State Championship Tournament (Miami, Fla.)

1974-75

Record: 8-6 (3-0 H, 3-2 A, 2-4 N)

Head Coach: Barry Schimer

Date	W/L	Opponent	Score
NA	W	at Mia.-Dade Downtown	65-21
NA	W	MIA-DADE DOWNTOWN	58-26
NA	L	at Flagler^	62-49
NA	L	vs. Florida^	58-45
NA	L	vs. Miami-Dade North^	65-49
NA	W	MIAMI-DADE NORTH	44-38
NA	W	at Broward Central	49-19
NA	W	BROWARD CENTRAL	61-26
NA	W	at Miami-Dade South	60-52
NA	L	at Miami-Dade North	54-46
NA	L	vs. Florida*	67-32
NA	W	vs. Florida A&M*	59-38
NA	W	vs. Florida Tech*	53-32
NA	L	vs. Florida State*	59-45

^ Flagler Invitational (St. Augustine, Fla.)

* FAIAW State Championship Tournament (Lake City, Fla.)

1975-76

Record: 7-13 (3-4 H, 2-4 A, 2-5 N)

Head Coach: Shula Feuer

Date	W/L	Opponent	Score
J3	L	MARYMACK (MO)	63-53
J14	W	HOMESTEAD AFB	100-20
J17	L	FLORIDA TECH	60-57
J20	L	at Miami-Dade South	49-40
J22	W	at Mia-Dade Downtown	74-54
J27	L	MIAMI-DADE NORTH	80-58
J29	W	FLA INTERNATIONAL	56-38
F2	L	at Broward Central	69-65
F3	W	MIA-DADE DOWNTOWN	71-38
F6	W	vs. South Florida^	59-52
F7	L	vs. Miami-Dade South^	62-60
F7	W	vs. Florida Tech^	60-55
F9	L	at Florida	103-53
F11	L	at Miami-Dade North	64-49
F17	L	FLA INTERNATIONAL	57-50
F20	L	vs. Florida&	83-41
F21	L	vs. Broward Central&	91-65
F23	W	at Homestead AFB	63-50
F26	L	vs. Fla International*	59-57
F27	L	vs. South Florida*	71-46

^ Flager Invitational (St. Augustine, Fla.)

& Miami-Dade North CC Invitational (Miami, Fla.)

* FAIAW State Championship Tournament
(Lake City, Fla.)

1976-77

Record: 9-11 (8-3 H, 1-6 A, 0-2 N)

Head Coach: Shula Feuer

Date	W/L	Opponent	Score
J9	W	MANHATTANVILLE	48-46
J13	W	at Mia-Dade Downtown	75-56
J24	L	at Miami-Dade North	106-69
J26	W	MIAMI-DADE SOUTH	42-39
J28	L	at South Florida	59-46
J29	L	at Tampa	50-45
F1	L	at Fla International	57-49
F4	L	at Broward Central	69-59
F6	W	STETSON	74-59
F7	L	at Miami-Dade South	56-50
F8	L	FLORIDA	75-28
F10	W	MIA-DADE DOWNTOWN	67-45
F14	W	FLA INTERNATIONAL	73-65
F16	W	BROWARD CENTRAL	75-64
F18	L	vs. Broward Central&	72-65
F19	L	vs. Fla International&	52-48
F22	W	MIAMI-DADE NORTH	75-68
F24	W	FLA INTERNATIONAL*	64-51
F25	L	FLORIDA*	73-41
F26	L	FLA INTERNATIONAL*	66-58

& Miami-Dade North CC Invitational (Miami, Fla.)

* FAIAW State Championship Tournament (Coral Gables, Fla.)

1977-78

Record: 8-8 (3-2 H, 3-3 A, 2-3 N)

Head Coach: Isabella Hutchinson

Date	W/L	Opponent	Score
J16	W	at Mia-Dade New World	63-57
J20	W	MIAMI-DADE SOUTH	73-69
J23	W	FLA INTERNATIONAL	71-42
J25	W	at Miami-Dade North	88-34
J27	L	SOUTH FLORIDA	71-65
J28	L	at Florida	84-47
F1	L	at Broward Central	59-47
F7	L	at Miami-Dade South	53-46
F8	W	at Fla International	54-50
F13	W	MIA-DADE NEW WORLD	67-41
F17	W	vs. Mia-Dade New World&	54-41
F18	W	vs. Fla International&	50-43
F18	L	vs. Mia-Dade South&	69-59
F21	L	BROWARD CENTRAL	70-62
F23	L	vs. Florida*	76-55
F24	L	vs. Florida State*	66-56

& Miami-Dade North CC Invitational (Miami, Fla.)

* FAIAW State Championship Tournament (Tampa, Fla.)

1978-79

Record: 10-13 (5-3 H, 4-5 A, 1-5 N)

Head Coach: Lin Dunn

Date	W/L	Opponent	Score
NA	L	at Broward Central	77-61
NA	L	at Florida State	79-53
NA	L	at Florida A&M	67-37
NA	W	MIA-DADE NEW WORLD	52-35
NA	W	at Tampa	56-49
NA	L	at South Florida	72-33
NA	W	MIAMI-DADE NORTH	74-42
NA	L	vs. Central Florida^	69-51
NA	L	vs. Stetson^	66-57
NA	L	BROWARD CENTRAL	93-82
NA	W	MIAMI-DADE SOUTH	66-60
NA	L	FLORIDA STATE	74-64
NA	W	FLA INTERNATIONAL	74-44
NA	L	FLORIDA A&M	90-58
NA	L	at Stetson	60-44
NA	W	FLA INTERNATIONAL	86-58
NA	W	at Miami-Dade North	97-61
NA	L	vs. Broward Central&	81-58
NA	W	vs. Mia-Dade New World&	79-54
NA	W	at Miami-Dade North&	86-44
NA	W	at Mia-Dade New World	81-63
NA	L	vs. Florida State*	73-57
NA	L	vs. South Florida*	85-45

^ Flagler Invitational (St. Augustine, Fla.)

& Miami-Dade North CC Invitational (Miami, Fla.)

* FAIAW State Championship Tournament (Orlando, Fla.)

1979-80

Record: 18-16 (9-7 H, 7-6 A, 2-3 N)

Head Coach: Lin Dunn

Date	W/L	Opponent	Score
N28	W	at Broward Central	101-38
D1	W	MIAMI-DADE NORTH	77-56
D8	W	at Miami-Dade North	90-66
D10	W	at Mia-Dade New World	98-35
D11	W	MIAMI-DADE SOUTH	84-71
D14	L	FLORIDA STATE	82-64
D17	L	ORAL ROBERTS	68-58
D31	L	KANSAS	101-62
J1	L	LAMAR	78-56
J2	L	EDINBORO STATE	70-62
J4	L	ALABAMA	73-61
J6	W	UPPER IOWA	70-39
J7	W	WEST POINT	73-62
J10	W	MIA-DADE NEW WORLD	89-54
J12	L	FLORIDA	80-71
J15	W	FLA INTERNATIONAL	98-41
J18	L	at Florida Southern	71-69
J19	W	at South Florida	84-72
J22	L	at Florida State	93-74
J26	L	vs. South Florida^	81-76
J27	W	at Flagler^	74-73
F2	W	SOUTH FLORIDA	72-55
F5	W	FLA INTERNATIONAL	83-35
F8	L	at Stetson	72-50
F9	L	at Central Florida	57-56
F12	W	BROWARD CENTRAL	104-35
F14	W	vs. Mia-Dade New World&	85-19
F15	W	at Miami-Dade North&	55-52
F16	W	vs. Flagler&	64-62
F18	L	at Florida	77-66
F20	L	vs. Florida*	81-66
F21	W	at South Florida*	84-77
F22	L	vs. Florida State*	72-61
F28	L	at Miami-Dade South	60-57

^ Flagler Invitational (St. Augustine, Fla.)

& Miami-Dade North CC Invitational (Miami, Fla.)

* FAIAW State Championship Tournament (Tampa, Fla.)

1980-81

Record: 24-15 (17-6 H, 4-7 A, 3-2 N)

Head Coach: Lin Dunn

Date	W/L	Opponent	Score
N17	W	BROWARD CENTRAL	87-49
N21	L	at UAB^	79-63
N22	L	vs. South Alabama^	74-51
N24	W	SOUTH FLORIDA	78-60
D2	W	MIAMI-DADE SOUTH	75-51
D6	L	at Florida State	87-73
D7	L	at Florida A&M	72-50
D10	W	MIA-DADE NEW WORLD	82-55
D15	W	GEORGIA TECH	86-80
D28	W	WEST VIRGINIA\$	(OT) 89-87
D29	L	JACKSON STATES\$	71-45
D30	W	MIDDLE TENNESSEE\$	80-74
J1	W	WEST KENTUCKY%	76-65
J2	L	DRAKE%	101-63
J4	L	ST. JOSEPH%	73-52
J5	L	AUBURN	78-72
J9	W	at South Florida	59-41
J10	L	at Florida	84-55
J16	L	at North Carolina State	97-50
J17	L	vs. North Carolina+	75-61
J20	W	B-CC (forfeit)	2-0
J22	W	MIAMI-DADE NORTH	80-60
J23	L	UAB	83-71
J27	W	FLA INTERNATIONAL	109-56
J31	L	FLORIDA STATE	62-55
F3	L	at Miami-Dade South	63-60
F6	W	CENTRAL FLORIDA	86-75
F7	W	FLORIDA	75-64
F10	W	at Mia-Dade New World	72-57
F13	W	at Broward Central	69-50
F14	W	STETSON	70-58
F15	W	DAYTON	62-58
F20	W	FLORIDA A&M	79-47
F21	W	FLA INTERNATIONAL	84-56
F23	W	at Miami-Dade North	58-48
F26	W	vs. South Florida#	69-47
F27	W	vs. Florida State#	79-70

F28 W vs. Florida# 65-59

M5 L at Southern Miss@ 80-75

^ UAB Invitational (Birmingham, Ala.)

\$ Hurricane Christmas Classic (Coral Gables, Fla.)

% Hurricane New Year's Classic (Coral Gables, Fla.)

+ at North Carolina State (Raleigh, N.C.)

FAIAW State Championship Tournament (Daytona Beach, Fla.)

@ AIAW Region III Championships (Hattiesburg, Miss.)

1981-82

Record: 19-10 (11-3 H, 5-4 A, 3-3 N)

Head Coach: Lin Dunn

Date	W/L	Opponent	Score
N23	W	SOUTH FLORIDA	87-52
N27	W	at Florida Memorial	75-47
D5	W	FLORIDA	87-85
D12	L	FLORIDA STATE	77-74
D15	W	vs. Central Florida#	66-63
D17	W	vs. Carson Newman#	88-73
D19	L	vs. Clemson#	74-59
D29	L	GEORGIA STATE\$	63-60
D30	W	MERCER\$	68-67
J2	W	EAST CAROLINA^	60-56
J4	W	AUSTIN PEAY^	74-52
J5	L	EAST TENNESSEE^	70-44
J9	W	HOUSTON	64-47
J11	W	at Fla International	78-59
J15	W	at Stetson	95-65
J16	W	at South Florida	60-48
J20	L	at Florida	80-73
J26	W	FLA INTERNATIONAL	69-66
J28	W	FLORIDA MEMORIAL	100-54
J30	W	TAMPA	81-33
F1	W	FLORIDA A&M	66-62
F6	W	STETSON	75-67
F13	L	at Florida State	66-52
F15	L	at Florida A&M	69-64
F20	L	at Georgia	91-51
F22	W	at Georgia State	72-66
M4	W	vs. Stetson&	75-60
M5	L	vs. Florida State&	84-80
M7	L	vs. Delta State*	81-66

South Florida Invitational (Tampa, Fla.)

\$ Hurricane Christmas Classic (Coral Gables, Fla.)

^ Hurricane New Year's Classic (Coral Gables, Fla.)

& FAIAW State Championship Tournament (Daytona Beach, Fla.)

* AIAW Region III Championships (Tallahassee, Fla.)

1982-83

Record: 14-13 (8-5 H, 3-6 A, 3-2 N)

Head Coach: Lin Dunn

Date	W/L	Opponent	Score
N19	W	FLORIDA MEMORIAL	88-40
D4	L	at Fla International	89-73
D11	W	at South Florida	75-63
D14	W	LAWRENCE	74-34
D15	L	vs. Tennessee-Martin@	85-81
D17	L	vs. Ohio State#	91-63
D18	W	vs. Tampa#	77-68
D19	L	vs. Georgia State#	83-69
D28	L	FAIRFIELD\$	76-71
D30	L	NEBRASKA\$	76-74
D31	W	PITTSBURGH\$	(2OT) 79-75
J2	W	MILLIKIN%	66-62
J3	W	ROBERT MORRIS%	56-45
J4	W	WESTERN ILLINOIS%	80-63
J7	W	vs. Georgia State^	71-66
J8	W	vs. Wake Forest^	81-65
J14	W	at Stetson	77-64
J17	W	at Florida Memorial	89-71
J22	L	at Florida A&M	65-58
J24	L	at Central Florida	70-60
J28	W	RICE	87-57
F5	W	STETSON	83-61
F12	L	at South Florida	64-63
F14	L	at Florida	78-64
F18	L	FLORIDA A&M	(OT) 80-78
F28	L	SOUTH CAROLINA	66-56
M2	L	FLA INTERNATIONAL	63-53

@ at Stetson (DeLand, Fla.)

South Florida Invitational (Tampa, Fla.)

\$ Hurricane Christmas Classic (Coral Gables, Fla.)

% Hurricane New Year's Classic (Coral Gables, Fla.)

^ Stetson Hatter Classic (DeLand, Fla.)

1983-84

Record: 19-12 (11-3 H, 6-5 A, 2-4 N)

Head Coach: Lin Dunn

Date	W/L	Opponent	Score
N18	W	FLORIDA MEMORIAL	76-56
N25	L	vs. North Carolina#	77-65
N26	L	at North Carolina State	60-54
D2	W	LAMAR	71-62
D3	L	SOUTH CAROLINA STATE	73-69
D7	W	SOUTH FLORIDA	81-64
D11	L	at Florida	78-58
D17	W	TAMPA	82-57
D28	L	PROVIDENCE\$	70-60
D29	W	AUGUSTANA\$	77-50
D31	W	TOLEDO\$	88-77
J1	W	NORTH DAKOTA STATE\$	64-61
J2	W	WEST KENTUCKY\$	65-58
J4	W	MEMPHIS STATE\$	76-73
J6	W	vs. SW Louisiana%	84-78
J7	W	at Stetson%	89-54
J13	L	at Florida State^	76-64
J14	L	vs. Temple^	87-69
J20	W	at South Florida	88-68
J24	W	FLA INTERNATIONAL	82-64
J28	W	STETSON	79-52
F2	L	at St. John's	79-69
F4	W	at Rutgers	63-58
F6	L	FLORIDA	55-53
F10	W	at Tampa	73-64
F11	W	at Stetson	80-62
F14	W	at Florida Memorial	75-43
F22	L	vs. Idaho*	68-66
F24	L	vs. Georgia State*	88-79
F26	W	vs. Pepperdine*	67-43
M3	L	at Fla International	(2 OT) 83-81

at North Carolina State (Raleigh, N.C.)

\$ Miami Masonic Classic (Coral Gables, Fla.)

% Stetson Hatter Classic (DeLand, Fla.)

^ Florida State Invitational (Tallahassee, Fla.)

* Alaska Northern Lights Invitational (Anchorage, Alaska)

1984-85

Record: 21-7 (16-1 H, 4-4 A, 1-2 N)

Head Coach: Lin Dunn

Date	W/L	Opponent	Score
N23	L	vs. Arkansas#	79-58
N24	L	vs. Eastern Kentucky#	81-74
N26	W	vs. New Orleans\$	77-57
N27	L	at Memphis State\$	91-74
D7	W	at South Florida	68-62
D15	W	FLORIDA STATE	79-65
D20	W	DARTMOUTH	62-52
D27	W	CLEVELAND STATE%	95-48
D28	W	ST. JOHN'S%	73-59
D30	W	MICHIGAN STATE%	78-68
D31	W	PURDUE%	69-64
J2	W	ST. JOSEPH'S^	68-65
J4	W	MURRAY STATE^	73-62
J5	W	MISSOURI^	82-81
J8	W	FORDHAM	92-73
J11	W	LAMAR	89-54
J14	L	at Florida	85-68
J16	L	LOUISIANA STATE	67-62
J21	W	at Stetson	68-58
J25	W	SOUTH FLORIDA	91-65
F7	L	at Fla International	73-72
F9	W	at Texas A&M	75-62
F11	L	at Houston	83-68
F16	W	STETSON	77-46
F18	W	FLORIDA	68-53
F25	W	at Florida State	74-67
F26	W	EVANSVILLE	61-60
M4	W	FLA INTERNATIONAL	81-73

Sunshine State Classic (Orlando, Fla.)

\$ Memphis Classic (Memphis, Tenn.)

% Women's Court Christmas Classic (Coral Gables, Fla.)

^ Women's Court New Year's Classic (Coral Gables, Fla.)

1985-86

Record: 9-18 (6-7 H, 1-8 A, 2-3 N)

Head Coach: Lin Dunn

Date	W/L	Opponent	Score
N29	L	vs. Iowa*	83-63
N30	W	vs. Baylor*	64-55
D4	W	CENTRAL FLORIDA	62-61
D6	L	GRAMBLING STATE	81-75
D13	W	vs. Brigham Young#	78-74
D14	L	at Illinois#	73-47
D17	W	MERCER	71-57
D19	L	EAST CAROLINA	58-43
D29	W	SAN DIEGO STATE@	88-51
D30	L	NE LOUISIANA@	88-62
D31	L	MISSISSIPPI@	79-61
J3	L	FAIRFIELD%	71-68
J4	W	DAYTON%	76-62
J5	L	NOTRE DAME%	59-53
J10	L	vs. Louisiana State\$	94-54
J11	L	vs. Rhode Island\$	66-65
J13	L	at Old Dominion	86-64
J15	L	at Florida	79-58
J25	L	at Louisiana Tech	81-40
J27	L	at Auburn	92-46
F8	L	at Kentucky	108-53
F10	L	at Iowa	75-46
F15	W	at South Florida	82-59
F17	L	at #1 Texas	112-43
F24	W	FLORIDA	70-45
M1	W	SOUTH FLORIDA	53-48
M4	L	FLA INTERNATIONAL	81-52

* Louisiana State Classic (Baton Rouge, La.)

Illini Classic (Champaign, Ill.)

@ Orange Bowl/Burger King Invitational (Coral Gables, Fla.)

% Burger King Classic (Coral Gables, Fla.)

\$ Lady Pirate Classic (Greenville, N.C.)

1986-87

Record: 15-15 (9-6 H, 3-4 A, 3-5 N)

Head Coach: Lin Dunn

Date	W/L	Opponent	Score
N28	W	vs. Monmouth*	82-73
N29	L	vs. Purdue*	69-68
D4	W	GRAMBLING STATE	67-65
D6	L	KENTUCKY	71-55
D13	L	at Florida	81-73
D15	L	FLORIDA STATE	75-74
D19	L	at Michigan State#	63-52
D20	L	vs. Brigham Young#	82-80
D22	W	MINNESOTA	77-64
D27	L	OHIO STATE@	79-75
D28	W	TEMPLE@	77-70
D29	L	NORTH CAROLINA@	89-71
J2	W	vs. Holy Cross%	83-76
J3	L	vs. Auburn%	98-55
J4	L	vs. Maryland%	84-64
J14	W	MD-EASTERN SHORE	82-61
J17	L	at South Florida	84-62
J21	W	STETSON	77-65
J29	W	at Florida State	80-73
F7	W	at Notre Dame	62-61
F9	L	at Northern Illinois	77-72
F14	W	SOUTH FLORIDA	80-61
F18	L	FLA INTERNATIONAL	78-71
F22	W	FLORIDA	78-66
F27	L	vs. Mississippi State\$	81-67
F28	W	vs. Gonzaga\$	79-52
M1	W	at Alaska-Anchorage\$	71-62
M5	L	LOUISIANA TECH	76-58
M7	W	TULANE	76-72
M9	W	FLORIDA ATLANTIC	59-43

* FIU Thanksgiving Classic (Miami, Fla.)

Michigan State Christmas Tournament (East Lansing, Mich.)

@ Burger King/Orange Bowl Invitational (Coral Gables, Fla.)

% Miami Burger King Classic (Miami, Fla.)

\$ Northern Lights Invitational (Anchorage, Alaska)

1987-88

Record: 14-13 (7-6 H, 5-7 A, 2-0 N)

Head Coach: Ken Patrick

Date	W/L	Opponent	Score
N27	W	vs. Howard#	81-58
N28	L	at Minnesota#	76-72
D1	W	BETHUNE COOKMAN	90-55
D12	W	at Florida	69-68
D19	W	FLORIDA	84-75
D21	W	vs. Mercer+	93-62
D28	L	VIRGINIA%	78-69
D29	L	AUBURN%	96-48
D30	L	ILLINOIS%	85-83
J7	L	NOTRE DAME	83-68
J9	L	OLD DOMINION	93-79
J11	W	FLORIDA A&M	104-86
J13	L	at Maine	76-56
J20	W	at Central Florida	93-82
J27	L	at Arizona	78-71
J28	L	at Arizona State	78-74
J31	W	SOUTH FLORIDA	82-71
F4	L	at Florida A&M	89-88
F6	W	NORTHERN ILLINOIS	88-80
F8	W	at Stetson	67-63
F13	W	FLA INTERNATIONAL	69-79
F15	W	FLORIDA ATLANTIC	87-66
F20	L	at Bethune Cookman	80-72
F23	L	at Fla International	79-70
F25	W	CENTRAL FLORIDA	103-87
F29	W	at North Carolina	75-69
M6	W	at South Florida	76-60

Minnesota Dial Classic (Minneapolis, Minn.)

+ at Coral Springs, Fla.)

% Burger King/Orange Bowl Invitational (Coral Gables, Fla.)

1988-89

Record: 21-8 (11-1 H, 7-7 A, 3-0 N)

Head Coach: Ferne Labati

Date	W/L	Opponent	Score
N25	W	vs. SW Missouri State*	90-71
N26	W	vs. Florida State*	96-85
D2	L	at Houston#	(OT) 81-76
D3	W	vs. Northwestern St.(La)#	92-89
D6	W	at Bethune Cookman	77-65
D11	W	FLORIDA STATE	88-79
D19	W	FLORIDA A&M	103-64
D29	W	OKLAHOMA\$	69-66
D30	L	SYRACUSE\$	78-62
J4	L	at Purdue	79-65
J8	W	at Detroit	74-61
J9	W	at Toledo	66-52
J11	W	at Louisville	59-58
J14	W	SOUTH FLORIDA	77-74
J16	L	at Florida	75-61
J21	W	at Florida A&M	73-66
J24	W	FLORIDA%	75-67
J28	L	at Rutgers	97-64
J31	W	FLA INTERNATIONAL	83-76
F2	W	at Mercer	75-47
F4	L	at Auburn	73-44
F6	W	BARRY	85-36
F11	W	CENTRAL FLORIDA	94-69
F13	W	STETSON	69-63
F18	W	FLORIDA ATLANTIC	94-77
F22	W	BETHUNE COOKMAN	72-55
F24	W	at Fla International	100-85
M4	L	at South Florida	85-82
M15	L	at Oklahoma State!	93-69

* - Lady Sunshine Tournament (Tallahassee, Fla.)

Lady Cougar Classic (Houston, Texas)

\$ Burger King/Pepsi Classic (Coral Gables, Fla.)

% at Miami Arena (Miami, Fla.)

! NCAA Tournament 1st Round (Stillwater, Okla.)

1989-90

Record: 25-6 (13-1 H, 8-1 A, 4-4 N)

Head Coach: Ferne Labati

Date	W/L	Opponent	Score
N29	W	FLORIDA	76-61
D1	W	NIAGARA\$	88-52
D2	W	ARIZONA\$	85-65
D6	W	at Florida A&M	77-70
D8	W	vs. Temple%	79-73
D9	L	vs. Kentucky%	80-71
D16	W	ILLINOIS-CHICAGO	70-41
D27	W	CLEVELAND STATE*	81-53
D28	W	MICHIGAN*	72-64
D29	L	WASHINGTON*	85-68
J3	W	vs. Dist. of Columbia@	79-47
J4	W	vs. James Madison@	72-53
J5	L	vs. Stephen F. Austin@	69-62
J9	W	at Massachusetts	76-58
J11	W	at Boston University	87-69
J13	W	at Stetson	88-69
J16	W	at Florida	85-73
J18	W	at South Florida	89-72
J22	W	FLORIDA A&M	90-56
J25	W	at Bethune Cookman	76-26
F1	W	FLA INTERNATIONAL	71-64
F5	W	BETHUNE COOKMAN	76-43
F9	W	MISSOURI-KC	70-58
F10	W	CENTRAL FLORIDA	96-74
F17	L	at Florida State	95-66
F19	W	MERCER	84-62
F23	W	at Fla International	94-76
M3	W	SOUTH FLORIDA	72-59
M22	W	vs. Illinois State#	85-83
M23	L	vs. Kentucky#	80-68
M24	L	vs. UNC-Charlotte#	82-80

\$ Hurricane Tip-Off Classic (Coral Gables, Fla.)

% Felpausch/MSU Holiday Classic (East Lansing, Mich.)

* Burger King Classic (Coral Gables, Fla.)

@ FIU Sun and Fun Classic (Miami, Fla.)

National Women's Invitational Tournament (Amarillo, Texas)

1990-91

Record: 20-10 (9-6 H, 5-4 A, 6-0 N)

NSWAC: 9-3 (Tournament Champions)

Head Coach: Ferne Labati

Date	W/L	Opponent	Score
N23	W	at Western Michigan	94-72
N25	L	at Purdue	86-56
D4	W	at Georgia State*	85-60
D8	L	RUTGERS	67-57
D14	W	TEXAS SOUTHERN	73-65
D15	L	TOLEDO	59-58
D19	L	FLORIDA STATE	76-62
D27	W	SYRACUSE#	68-53
D28	L	KANSAS#	76-48
D29	L	MICHIGAN STATE#	79-73
J2	W	vs. Oklahoma State%	74-71
J3	W	vs. Mississippi%	66-64
J4	W	vs. Murray State%	82-60
J9	L	at Missouri-KC	53-44
J12	W	STETSON*	112-74
J17	L	at Florida A&M*	73-65
J19	W	at Georgia Southern*	86-79
J24	W	GEORGIA STATE*	68-49
J26	L	MERCER* (OT)	86-83
J31	W	GEORGIA SOUTHERN*	89-66
F2	W	FLORIDA A&M*	78-71
F5	W	at Fla International*	74-64
F9	W	HOWARD	78-58
F14	L	at Mercer*	80-71
F16	W	PORTLAND STATE	84-63
F20	W	at Stetson*	77-63
M2	W	FLA INTERNATIONAL*	79-54
M7	W	vs. Stetson!	98-77
M8	W	vs. Fla International!	75-55
M9	W	vs. Florida A&M!	73-44

! New South Women's Athletic Conference Tournament

Pepsi/Church's Holiday Classic (Coral Gables, Fla.)

% Florida International Sun and Fun Classic (Miami, Fla.)

* New South Women's Athletic Conference game

1991-92

Record: 30-2 (17-0 H, 11-1 A, 2-1 N)

BIG EAST: 18-0 (Regular Season and Tournament Champions)

Head Coach: Ferne Labati

Date	W/L	Opponent	Score
N23	L	at Florida State	(OT) 71-69
D1	W	FLORIDA	95-75
D8	W	at Rutgers	72-53
D13	W	TEXAS SOUTHERN	85-48
D19	W	No. 10 PURDUE	65-63
D22	W	HARVARD	87-62
D28	W	Cleveland State#	91-59
D29	W	Fla International#	78-53
D30	W	Georgia Tech#	78-63
J3	W	at Boston College*	78-59
J5	W	at Seton Hall*	76-54
J8	W	GEORGETOWN*	89-51
J11	W	at Pittsburgh*	73-54
J13	W	at Providence*	87-83
J17	W	No. 22 CONNECTICUT*	70-66
J21	W	SYRACUSE*	74-52
J23	W	at St. John's*	58-57
J26	W	at Villanova*	75-50
F1	W	BOSTON COLLEGE*	79-60
F5	W	SETON HALL*	68-46
F8	W	at Georgetown*	83-76
F11	W	PITTSBURGH*	79-64
F16	W	PROVIDENCE*	95-69
F21	W	at Connecticut*	75-59
F23	W	at Syracuse*	79-66
F26	W	ST. JOHN'S*	85-63
M1	W	VILLANOVA*	84-67
M7	W	vs. Seton Hall&	76-62
M8	W	vs. Providence&	82-70
M9	W	at Connecticut&	56-47
M21	W	NORTH CAROLINA^	86-72
M26	L	vs. Vanderbilt^^	77-67

Pepsi/Church's Holiday Classic (Coral Gables, Fla.)

* BIG EAST Conference game

& BIG EAST Conference Tournament (Storrs, Conn.)

^ NCAA Tournament 2nd Round (Coral Gables, Fla.)

^^ NCAA East Regional Semifinal (Charlottesville, Va.)

1992-93

Record: 24-7 (13-3 H, 8-4 A, 2-0 N)

BIG EAST: 15-3 (Regular Season and Tournament Champions)

Head Coach: Ferne Labati

Date	W/L	Opponent	Score
D6	W	FLORIDA ATLANTIC	94-37
D13	W	at Fla International	80-58
D18	W	TEXAS SOUTHERN	98-41
D19	L	FLORIDA STATE	64-61
D28	W	BUCKNELL!	74-54
D29	W	APPALACHIAN STATE!	80-63
D30	L	TEXAS TECH!	(OT) 75-74
J3	L	at Seton Hall*	73-59
J5	W	at Providence*	64-52
J9	W	GEORGETOWN*	62-55
J15	W	at Connecticut*	69-66
J17	W	at Syracuse*	65-53
J21	W	VILLANOVA*	64-53
J24	L	ST. JOHN'S*	65-59
J29	W	at Pittsburgh*	55-50
J31	W	at Boston College*	80-67
F3	W	SYRACUSE*	60-40
F6	W	PROVIDENCE*	85-65
F9	L	at Georgetown*	(3OT) 90-88
F11	L	at Maryland	67-57
F14	W	CONNECTICUT*	69-51
F16	W	BOSTON COLLEGE*	84-55
F20	W	at Villanova*	57-52
F22	W	at St. John's*	84-68
F27	W	SETON HALL*	72-60
M1	W	PITTSBURGH*	77-65
M6	W	vs St. John's#	84-61
M7	W	vs Villanova#	67-49
M8	W	at Providence#	76-55
M17	W	ST. PETER'S^	61-44
M20	L	at Western Kentucky^^	78-63

! Church's Holiday Classic (Coral Gables, Fla.)

* BIG EAST Conference game

BIG EAST Tournament (Providence, R.I.)

^ NCAA Tournament 1st Round (Coral Gables, Fla.)

^^ NCAA Tournament 2nd Round (Bowling Green, Ky.)

1993-94

Record: 10-17 (7-5 H, 2-8 A, 1-4 N)

BIG EAST: 7-11 (6th)

Head Coach: Ferne Labati

Date	W/L	Opponent	Score
N27	L	vs. Wake Forest!	74-65
N28	L	vs. South Carolina!	71-68
D3	W	vs. Dayton%	67-53
D4	L	vs. Rhode Island%	56-54
D11	W	GEORGETOWN*	67-59
D18	W	VALPARAISO	77-59
D28	W	FLORIDA ATLANTIC+	90-69
D30	L	FLA INTERNATIONAL+	75-56
J3	L	at Providence*	78-62
J6	W	VILLANOVA*	64-40
J9	L	at Pittsburgh*	71-66
J13	L	at Seton Hall*	93-50
J15	W	at St. John's*	(OT) 80-72
J19	W	SYRACUSE*	(2 OT) 62-59
J23	L	at Connecticut*	87-46
J25	L	at Boston College*	80-71
J27	L	at Florida	59-50
J30	L	ST. JOHN'S*	68-67
F2	L	PITTSBURGH*	59-53
F6	W	at Villanova*	64-60
F10	L	SETON HALL*	82-46
F13	L	CONNECTICUT*	60-48
F17	L	at Georgetown*	81-60
F20	L	at Syracuse*	58-41
F23	W	PROVIDENCE*	65-63
F26	W	BOSTON COLLEGE*	75-72
M5	L	vs. Pittsburgh#	70-60

! Old Dominion/Dial Classic (Norfolk, Va.)

% Florida State/Dial Classic (Tallahassee, Fla.)

* BIG EAST Conference game

+ Church's Holiday Classic (Coral Gables, Fla.)

BIG EAST Conference Tournament (Storrs, Conn.)

1994-95

Record: 11-16 (6-7 H, 5-7 A, 0-2 N)

BIG EAST: 8-10 (6th)

Head Coach: Ferne Labati

Date	W/L	Opponent	Score
N27	W	FAIRFIELD	81-71
N29	W	at Florida Atlantic	90-81
D2	L	vs. Florida^	84-63
D3	L	vs. South Florida^	74-65
D6	L	at Fla International	77-62
D17	W	LIU-BROOKLYN	74-59
D22	L	at Seton Hall*	72-44
D28	L	GRAMBLING ST.!	98-75
D29	L	AUBURN!	73-43
J2	W	BOSTON COLLEGE*	80-45
J4	L	at Villanova*	64-51
J7	L	at Pittsburgh*	73-61
J11	W	at Georgetown*	72-66
J14	L	ST. JOHN'S*	73-63
J18	W	at Syracuse*	65-54
J21	W	PROVIDENCE*	80-78
J24	L	#1 CONNECTICUT*	92-51
J28	W	at Boston College*	73-67
F1	W	PITTSBURGH*	54-50
F5	L	VILLANOVA*	72-59
F9	L	at #1 Connecticut*	85-48
F11	W	at St. John's*	60-56
F15	L	GEORGETOWN*	65-63
F18	W	SYRACUSE*	67-65
F21	L	SETON HALL*	82-65
F25	L	at Providence*	76-72
M4	L	at Seton Hall\$	66-50

^ Florida Four Challenge (Tallahassee, Fla.)

* BIG EAST Conference game

! Church's Chicken Holiday Classic (Coral Gables, Fla.)

\$ BIG EAST Conference Tournament (South Orange, N.J.)

1995-96

Record: 14-13 (10-6 H, 4-6 A, 0-1 N)

BIG EAST: 9-9 (T-1st)

Head Coach: Ferne Labati

Date	W/L	Opponent	Score
N24	W	MANHATTAN%	74-66
N28	L	at Houston	80-72
D1	W	SOUTH FLORIDA^	73-68
D2	L	FLORIDA^	71-70
D16	W	FLA INTERNATIONAL	77-62
D20	W	SO. ILLINOIS	70-61
D22	W	at Pittsburgh*	72-44
D28	L	DETROIT MERCY!	78-77
D30	W	FLORIDA ATLANTIC!	93-54
J4	L	at Providence*	81-60
J7	L	VILLANOVA*	59-53
J10	L	CONNECTICUT*	79-52
J13	L	at Seton Hall*	69-62
J17	W	RUTGERS*	58-45
J20	L	at Syracuse*	69-60
J22	W	at Boston College*	60-59
J25	W	WEST VIRGINIA*	77-58
J27	L	NOTRE DAME*	67-50
J31	W	PROVIDENCE*	74-73
F3	W	at St. John's*	62-54
F8	W	at West Virginia*	88-69
F10	W	at Villanova*	51-47
F14	L	GEORGETOWN*	71-69
F17	W	SYRACUSE*	84-60
F20	L	Notre Dame*	86-70
F27	W	SETON HALL*	67-60
M2	L	vs. Pittsburgh\$	52-49

% at Miami Arena

^ Florida Four Challenge (Coral Gables, Fla.)

* BIG EAST Conference game

! Church's Chicken Holiday Classic (Coral Gables, Fla.)

\$ BIG EAST Conference Tournament (Storrs, Conn.)

1996-97

Record: 15-14 (8-5 H, 5-8 A, 2-1 N)

BIG EAST: 8-10 (T-2nd BE 7)

Head Coach: Ferne Labati

Date	W/L	Opponent	Score
N22	L	vs. Florida#	65-58
N23	W	at South Florida#	58-30
N26	W	FLORIDA ATLANTIC	74-53
D1	L	at Old Dominion	94-55
D4	L	at St. John's*	61-44
D8	L	RUTGERS*	57-44
D14	W	at Fla International	55-49
D19	W	ORAL ROBERTS	69-49
D27	W	BUTLER!	70-55
D29	L	ALABAMA!	73-43
J2	L	BOSTON COLLEGE*	66-48
J6	L	at Pittsburgh*	64-59
J9	L	CONNECTICUT*	69-51
J12	W	at Providence*	60-56
J15	L	Georgetown*	62-55
J19	W	SETON HALL*	79-67
J22	L	at West Virginia*	75-70
J25	W	ST. JOHN'S*	71-48
J29	L	NOTRE DAME*	72-71
F2	W	VILLANOVA*	71-56
F5	W	at Rutgers*	49-41
F12	W	PITTSBURGH*	89-61
F16	L	at Connecticut*	86-59
F19	L	at Boston College*	67-55
F22	W	at Syracuse*	64-53
F25	W	GEORGETOWN*	62-58
M1	W	vs. Pittsburgh&	64-50
M2	W	vs. Boston College&	63-48
M3	L	at Connecticut&	98-71

Dial Classic (Tampa, Fla.)

* BIG EAST Conference game

! UM Holiday Classic (Coral Gables, Fla.)

& BIG EAST Conference Tournament (Storrs, Conn.)

1997-98

Record: 19-10 (12-1 H, 5-8 A, 2-1 N)

BIG EAST: 13-5 (2nd BE 7)

Head Coach: Ferne Labati

Date	W/L	Opponent	Score
N216	W	FAIRFIELD	87-66
N20	W	South Florida!	55-52
N21	L	at Florida!	70-51
N25	W	at Florida Atlantic	105-84
D6	W	PROVIDENCE*	97-70
D14	L	FLA INTERNATIONAL	81-60
D20	L	at Oklahoma	67-62
D27	W	DELAWARE STATE#	105-62
D28	W	MAINE#	91-78
D31	W	WEST VIRGINIA*	(OT) 74-72
J3	W	at Seton Hall*	70-66
J6	L	at Syracuse*	87-75
J8	L	at Notre Dame*	75-47
J10	W	BOSTON COLLEGE*	85-79
J14	L	at Villanova*	(OT) 68-67
J17	W	ST. JOHN'S*	72-60
J24	W	PITTSBURGH*	72-55
J28	L	at Rutgers*	77-65
J31	W	at Georgetown*	81-74
F3	W	NOTRE DAME*	77-76
F7	W	SYRACUSE*	58-56
F10	W	at Providence*	90-79
F13	L	at Connecticut*	80-60
F18	W	SETON HALL*	73-66
F21	W	VILLANOVA*	67-64
F24	W	at West Virginia*	90-69
M1	W	vs. Georgetown&	81-66
M2	L	at Rutgers&	81-62
M14	L	vs. Clemson%	60-49

! Dial Classic/Florida Four Challenge (Gainesville, Fla.)

* BIG EAST Conference game

UM Holiday Classic (Coral Gables, Fla.)

& BIG EAST Conference Tournament (Piscataway, N.J.)

% NCAA Tournament 1st Round (Ruston, La.)

1998-99

Record: 15-14 (10-4 H, 4-10 A, 1-0 N)

BIG EAST: 9-9 (T-6th)

Head Coach: Ferne Labati

Date	W/L	Opponent	Score
N18	W	at Fla International	67-65
N22	L	at Tulane	63-56
N24	L	at Florida	85-69
D1	W	COPPIN STATE	97-68
D5	W	BOSTON COLLEGE*	65-57
D8	W	SYRACUSE *	68-52
D12	W	HAMPTON	84-52
D16	W	FLORIDA ATLANTIC	91-57
D19	W	OKLAHOMA	62-60
D30	L	at St. John's*	(OT) 76-72
J2	W	PITTSBURGH*	75-60
J5	L	at Rutgers*	68-54
J7	L	WESTERN KENTUCKY	75-61
J10	L	at Pittsburgh*	63-61
J13	W	PROVIDENCE*	85-63
J16	W	No. 21 Boston College*	66-53
J20	L	at Connecticut*	89-55
J23	L	at Villanova*	56-54
J26	L	GEORGETOWN*	69-51
F3	W	WEST VIRGINIA*	98-73
F6	L	CONNECTICUT*	88-66
F10	L	RUTGERS*	66-57
F13	W	at Georgetown*	81-62
F17	W	at Seton Hall*	66-52
F20	W	ST. JOHN'S*	83-51
F23	L	at Notre Dame*	89-62
F27	W	vs West Virginia&	86-69
F28	L	at Rutgers&	79-53
M12	L	at Rice%	65-58

* BIG EAST Conference game

& BIG EAST Conference Tournament (Piscataway, N.J.)

% WNIT 1st Round (Houston, Texas)

1999-00

Record: 14-15 (9-7 H, 4-6 A, 1-2 N)

BIG EAST: 7-9 (T-6th)

Head Coach: Ferne Labati

Date	W/L	Opponent	Score
N21	W	FURMAN	88-46
N24	W	EASTERN KENTUCKY	83-66
N28	L	TULANE	75-66
D1	L	FLORIDA	85-77
D4	W	FLA INTERNATIONAL	76-61
D11	W	Florida Atlantic	89-73
D19	L	NC State#	80-60
D28	W	BROWN@	79-62
D29	L	SMU@	76-55
J2	W	TEMPLE	64-44
J5	L	Rutgers*	65-45
J8	W	St. John's*	68-47
J11	L	Western Kentucky	75-68
J15	W	SETON HALL*	64-60
J19	L	GEORGETOWN*	63-61
J22	L	NOTRE DAME*	76-54
J26	L	Villanova*	44-34
J29	L	CONNECTICUT*	84-36
F2	L	BOSTON COLLEGE*	66-55
F5	W	West Virginia*	70-50
F8	L	Connecticut*	93-46
F12	W	Providence*	71-66
F15	W	WEST VIRGINIA*	77-55
F19	L	Georgetown*	66-61
F22	L	Notre Dame*	83-68
F26	W	SYRACUSE*	66-64
F29	W	PITTSBURGH*	80-60
M4	W	Seton Hall&	69-42
M5	L	Notre Dame&	67-52

* BIG EAST Conference game

Orange Bowl Classic (Miami, Fla.)

@ Hurricane Holiday Classic (Coral Gables, Fla.)

& BIG EAST Conference Tournament (Storrs, Conn.)

2000-01

Record: 13-15 (11-6 H, 2-8 A, 0-1 N)

BIG EAST: 6-10 (T-8th)

Head Coach: Ferne Labati

Date	W/L	Opponent	Score
N20	W	FLORIDA ATLANTIC	87-50
N24	L	at Northwestern	56-48
D2	W	ST. BONAVENTURE	71-51
D5	L	CONNECTICUT*	77-53
D9	L	at Fla International	78-48
D16	W	SOUTH FLORIDA	73-51
D19	W	KENTUCKY	74-59
D22	L	FAIRFIELD	67-55
D28	W	NEW HAMPSHIRE@	70-61
D29	W	WESTERN MICHIGAN@	64-51
J2	W	RADFORD	83-48
J7	L	at Virginia Tech*	64-51
J10	W	at Boston College*	65-59
J13	W	at St. John's*	67-51
J17	L	PROVIDENCE*	77-60
J21	L	WESTERN KENTUCKY	(OT) 82-75
J23	L	at Connecticut*	81-45
J27	L	RUTGERS*	39-37
J30	L	at Pittsburgh*	84-74
F3	W	GEORGETOWN*	52-46
F7	W	WEST VIRGINIA*	84-68
F10	L	at Seton Hall*	69-61
F14	W	ST. JOHN'S*	80-43
F17	W	PITTSBURGH*	96-69
F20	L	at Notre Dame*	81-54
F24	L	at Syracuse*	62-61
F27	L	VILLANOVA*	60-59
M3	L	vs Boston College\$	62-49

* BIG EAST Conference game

@ Hurricane Holiday Classic (Coral Gables, Fla.)

& BIG EAST Conference Tournament (Storrs, Conn.)

2001-02

Record: 19-12 (12-3 H, 5-8 A, 2-1 N)

BIG EAST: 10-6 (5th)

Head Coach: Ferne Labati

Date	W/L	Opponent	Score
N18	W	IONA	71-52
N21	W	NORTHWESTERN	86-69
N23	W	IUPUI	72-58
N27	L	at South Florida	76-68
D1	L	at Kentucky	60-57
D4	W	WEST VIRGINIA*	69-53
D9	W	vs No. 17 Texas!	57-55
D15	W	at Florida Atlantic	92-77
D27	W	LEHIGH@	76-49
D28	W	YALE@	75-46
D30	L	MINNESOTA	80-65
J2	L	NOTRE DAME*	69-65
J5	W	at Rutgers*	67-53
J8	L	at West Virginia*	57-52
J12	L	at No. 1 Connecticut*	96-50
J16	W	SYRACUSE* (OT)	75-71
J19	W	SETON HALL*	56-54
J23	W	at St. John's	68-51
J26	W	RUTGERS*	65-55
J29	L	at Villanova*	80-52
F2	W	PITTSBURGH*	77-61
F5	L	at Virginia Tech*	72-60
F13	W	at Georgetown*	64-56
F16	L	FLA INTERNATIONAL	71-65
F20	W	No. 24 VIRGINIA TECH*	55-53
F23	L	at Providence*	69-64
F26	W	No. 18 BOSTON COLLEGE*	60-57
M2	W	vs Georgetown\$	69-52
M3	L	vs Villanova\$	68-49
M13	W	vs Georgia Tech#	73-64
M16	L	vs Houston^	83-76

* BIG EAST Conference game

! Orange Bowl Fab Four Classic (Miami, Fla.)

@ Hurricane Holiday Classic (Coral Gables, Fla.)

& BIG EAST Conference Tournament (Piscataway, N.J.)

WNIT 1st Round (Atlanta, Ga.)

^ WNIT 2nd Round (Houston, Texas)

2002-03

Record: 18-11 (11-4 H, 5-7 A, 2-2 N)

BIG EAST: 8-8 (7th)

Head Coach: Ferne Labati

Date	W/L	Opponent	Score
N22	W	SOUTH FLORIDA	60-49
N25	W	MORRIS BROWN	111-44
N29	W	vs Quinnipiac!	87-56
N30	L	at UW-Green Bay!	83-72
D2	L	at Florida	76-67
D14	L	at Fla International	81-70
D16	W	FLORIDA ATLANTIC	86-61
D19	W	TEXAS A&M	84-58
D21	W	EASTERN MICHIGAN	85-66
D28	W	WILLIAM & MARY@	85-57
D29	W	MARYLAND@	97-66
J4	W	at Georgetown*	60-57
J8	W	at Syracuse*	85-68
J11	W	at No. 16 Notre Dame*	80-70
J15	L	No. 24 BOSTON COLLEGE*	79-61
J22	W	at Pittsburgh*	79-76
J25	L	SYRACUSE*	62-59
J28	W	VIRGINIA TECH*	(OT) 67-66
F1	L	No. 20 VILLANOVA*	61-55
F4	L	at Rutgers*	65-56
F8	W	ST. JOHN'S*	69-54
F15	L	at West Virginia*	100-84
F19	L	No. 1 CONNECTICUT*	81-60
F22	W	PROVIDENCE*	77-64
F26	L	at Seton Hall*	(OT) 78-71
M1	L	at No. 23 Boston College*	84-77
M4	W	GEORGETOWN*	73-71
M8	W	vs Syracuse&	77-64
M9	W	at No. 18 Rutgers&	77-74
M10	L	vs No. 18 Villanova&	65-59
M22	L	vs New Mexico#	(OT) 91-85

* BIG EAST Conference game

! Wisconsin-Green Bay Tournament (Green Bay, Wis.)

@ Hurricane Holiday Classic (Coral Gables, Fla.)

& BIG EAST Conference Tournament (Piscataway, N.J.)

NCAA 1st Round (Albuquerque, N.M.)

Beginning Jan. 15, 2003, all home games played
in the BankUnited Center

2003-04

Record: 22-7 (12-2 H, 7-3 A, 3-2 N)

BIG EAST: 11-5 (4th)

Head Coach: Ferne Labati

Date	W/L	Opponent	Score
N22	W	at Morehead State!	93-54
N23	W	vs Eastern Kentucky!	90-81
N25	W	at South Florida	62-55
N28	W	vs Weber State\$	82-60
N29	W	vs Bradley\$	70-52
D2	W	FLA INTERNATIONAL	78-58
D12	W	FLORIDA	80-75
D16	W	DARTMOUTH	74-53
D21	W	RICHMOND	80-73
D28	W	TOLEDO@	68-57
D29	W	No. 24 VANDERBILT@	79-57
J3	W	at St. John's*	79-60
J7	L	at Villanova*	58-55
J10	W	at No. 20 Boston College*	70-66
J14	W	GEORGETOWN*	(OT) 57-55
J17	W	PITTSBURGH*	77-68
J20	W	at Providence*	86-67
J28	L	NOTRE DAME*	59-50
J31	L	RUTGERS*	76-69
F8	L	at No. 4 Connecticut*	83-65
F10	W	ST. JOHN'S*	85-74
F14	W	at No. 21 Virginia Tech*	65-56
F18	W	at Syracuse*	85-65
F21	W	SETON HALL*	81-43
F25	L	at Notre Dame*	93-58
F28	W	WEST VIRGINIA*	82-74
M2	W	PROVIDENCE*	81-62
M7	L	vs Boston College&	65-53
M21	L	vs Maryland#	86-85

* BIG EAST Conference game

! Morehead State Tournament (Morehead, Ky.)

\$ Saint Mary's Thanksgiving Classic (Moraga, Calif.)

@ Hurricane Holiday Classic (Coral Gables, Fla.)

& BIG EAST Conference Tournament (Hartford, Conn.)

NCAA 1st Round (Baton Rouge, La.)

2004-05

Record: 13-16 (9-5 H, 2-9 A, 2-2 N)

Atlantic Coast: 4-10 (T-8th)

Head Coach: Ferne Labati

Dat	W/L	Opponent	Score
N19	W	GARNER WEBB#	65-47
N21	W	TCU	68-57
N23	L	at Hartford	63-53
N26	L	vs. Oregon!	79-73
N27	W	vs. Md Eastern Shore!	88-64
N30	L	at George Mason	60-35
D4	L	at Fla International	67-62
D6	L	at No. 12 Texas Tech	109-49
D13	W	UCF	69-50
D20	W	MONTANA	55-49
D28	W	FAIRFIELD\$	84-70
D29	W	LOYOLA MARYMOUNT	78-67
J2	W	COPPIN STATE	93-83
J9	L	at Florida State*	65-56
J13	L	WAKE FOREST*	78-63
J17	L	at No. 8 North Carolina*	83-52
J20	L	at NC State*	73-59
J23	L	GEORGIA TECH*	62-46
J27	W	No. 21 FLORIDA STATE*	62-57
J31	W	at Clemson*	83-69
F3	L	No. 3 DUKE*	72-63
F6	W	VIRGINIA TECH*	78-67
F10	W	at Virginia*	66-60
F14	L	No. 21 NC STATE*	71-68
F17	L	No. 20 MARYLAND*	70-65
F24	L	at No. 2 Duke*	95-61

2009-10

Record: 22-14 (13-6 H, 9-7 A, 0-1 N)

Atlantic Coast: 4-10 (t-10th)

Head Coach: Katie Meier

Date	W/L	Opponent	Score
N13	W	at UC Riverside	86-63
N13	W	at CSU Bakersfield	111-93
N18	W	Bethune-Cookman	88-46
N21	W	at UAB	70-56
N24	W	Houston	68-54
N27	W	Long Beach State#	83-66
N28	W	UMass#	63-57
D5	L	Nebraska	76-71
D19	W	at Binghamton	68-52
D21	W	at Cornell	101-62
D28	W	Quinnipiac%	93-48
D29	L	No. 17/22 Texas%	76-65
D31	W	UNF	80-36
J3	W	at Miami (Ohio)	75-61
J10	W	No. 13/11 Florida State*	78-71
J14	L	No. 7 Duke*	69-62
J17	L	at Wake Forest*	67-64
J21	W	at Maryland*	80-77
J24	L	Virginia Tech*	73-69
J27	L	at No. 25 Georgia Tech*	(OT) 80-73
J31	L	at Boston College*	72-64
F4	W	No. 9 North Carolina*	80-69
F7	W	SIU Edwardsville	85-60
F11	L	No. 21 Virginia*	(OT) 69-63
F14	L	at NC State*	66-64
F18	L	at Clemson*	(OT) 73-72
F21	L	No. 19 Georgia Tech*	77-73
F25	L	at No. 9 Florida State*	87-62
F28	W	Boston College*	(OT) 76-68
M4	L	vs. Wake Forest^	(OT) 61-60
M18	W	Florida Gulf Coast!	70-57
M21	W	Florida!	77-64
M25	W	North Carolina A&T!	84-77
M28	W	at Providence!	73-65
M31	W	at Michigan!	76-59
A3	L	at Cal!	73-61

* - Atlantic Coast Conference game

- Wyndham Miami Thanksgiving Tournament (Coral Gables, Fla.)

% - Wyndham Miami Holiday Tournament (Coral Gables, Fla.)

^ - ACC Tournament (Greensboro, N.C.)

! - WNIT Contest

2010-11

Record: 28-5 (20-0 H, 6-3 A, 2-2 N)

Atlantic Coast: 12-2 (t-1st)

Head Coach: Katie Meier

Date	W/L	Opponent	Score
N12	W	Kennesaw State	93-39
N17	L	at No. 21 Nebraska	99-85
N20	W	Miami (OH)	96-64
N22	W	UAB	68-52
N26	W	FAU#	89-48
N27	W	UNC Greensboro#	78-60
N29	W	Southern	85-36
D5	W	CSU Bakersfield	88-61
D7	W	No. 12 Georgetown	(OT) 81-72
D11	W	Alcorn State	94-32
D18	W	UC Riverside	81-59
D21	W	at Ole Miss	82-46
D28	W	George Washington	83-62
D30	W	Morgan State	74-47
J1	W	Lipscomb	91-52
J6	W	at Virginia*	82-73
J9	W	at Virginia Tech*	69-56
J14	W	Clemson*	77-48
J16	W	Boston College*	65-53
J24	L	at No. 21 Florida State*	66-59
J27	W	NC State*	84-77
J30	W	No. 25 Georgia Tech*	(OT) 84-74
F3	L	at No. 3 Duke*	82-58
F10	W	No. 11 Maryland*	83-75
F13	W	at No. 10 North Carolina*	78-66
F17	W	at Boston College*	90-80
F21	W	Wake Forest*	74-46
F24	W	No. 12 Florida State*	84-68
F27	W	at Georgia Tech*	70-59
M4	W	vs. NC State^	93-85
M5	L	vs. North Carolina	83-57

M20 W Gardner-Webb! 80-62

M22 L Oklahoma! 88-83

* - Atlantic Coast Conference game

- Miami Thanksgiving Tournament (Coral Gables, Fla.)

% - Miami Holiday Tournament (Coral Gables, Fla.)

^ - ACC Tournament (Greensboro, N.C.)

! - NCAA Tournament

Sports Media Relations

Media Policies

University of Miami head women's basketball coach Katie Meier and players are available for interviews with accredited members of the media throughout the season. All interview requests should be made at least one day in advance and must be made through Miami's Sports Media Relations Office and Assistant Sports Media Relations Director Scott Zavitz (szavitz@miami.edu/(305) 284-3236). No player interviews will be granted on gamedays until the conclusion of the event.

Covering Practice

Accredited media may attend select practices for the University of Miami women's basketball team. Members of the media must schedule this through Miami's Sports Media Relations Office and Assistant Sports Media Relations Director Scott Zavitz (szavitz@miami.edu/(305) 284-3236).

Press Releases

The University of Miami Sports Media Office regularly sends out updated press releases regarding the UM women's basketball program via e-mail and twitter. Accredited members of the media may be added to the distribution list by contacting Assistant Sports Media Relations Director Scott Zavitz (szavitz@miami.edu/(305) 284-3236).

Gameday Services

The University of Miami Sports Media Office will provide game notes, current statistics and game programs prior to the start of each women's basketball game in the media work room on the southwest side of the arena. First-half statistics and play-by-play analysis will be disseminated during halftime, and final statistics and complete play-by-play analysis will be distributed following the conclusion of the game.

Post-Game Press Conference

Head coach Katie Meier and select players will be available for post-game interviews in the media work room following a brief "cooling off" period after the conclusion of each home game. Coaches and players from opposing teams will be available for post-game interviews as well. Please coordinate any post-game needs and interview requests with University of Miami Sports Media personnel. Miami's locker room is closed to all media.

Credentials

Credentials for all UM women's basketball games are approved for working media only. Requests should be made at least one week in advance and directed to Assistant Sports Media Relations Director Scott Zavitz (szavitz@miami.edu/(305) 284-3236). The University of Miami Sports Media Relations Office reserves the right to refuse any credential request deemed not to be in the best interest of the University.

Parking

Media parking for all home games is available free of charge in the Serpentine Parking Lot located directly across Dauer Drive from the BankUnited Center.

Media Accommodations

Media for all home games will be seated behind the basket in the southwest section of the BankUnited Center. The media work room will be open prior to the start of each game, at halftime and following the conclusion of the game. Six complementary phone lines are available for media use in the work room, however they are provided on a first-come, first-served basis. To order your own reserved phone line, contact Valeria Henderson with Global Spectrum at (305) 284-8244.

Radio Information

Seating for radio broadcasts is available alongside the court at the BankUnited Center. One complementary phone line will be provided for all visiting radio networks, generally on press row next to the visiting team's bench. All additional phone lines must be ordered in advance through Valeria Henderson with Global Spectrum at (305) 284-8244.

ACC Media Services

The Atlantic Coast Conference Media Relations Office offers an array of services to the media, member institutions and fans. For more information on these services, please contact the ACC at (336) 854-6062.

TheACC.com

The ACC's official website can be accessed by visiting www.theacc.com, and includes updated information and links to each of the ACC schools' official athletic websites. The ACC's site will have an updated basketball release each afternoon following a gameday, while the ACC Player and Rookie of the Weeks will be posted on Monday afternoons.

Hurricane Hotline

Throughout the season, head coach Katie Meier will be featured on WQAM's (560 AM) "Hurricane Hotline", a two-hour call-in radio show hosted by Joe Zagacki focusing on University of Miami athletics.

MAILING ADDRESS

University of Miami
5821 San Amaro Drive
Coral Gables, FL 33146
PHONE: (305) 284-3244
FAX: (305) 284-2807