





Miami

HURRICANE BASKETBALL

The best is yet to come...



University of Miami
1986-87 OFFICIAL
BASKETBALL
MEDIA GUIDE



UNIVERSITY OF MIAMI SPORTS INFORMATION OFFICE

P.O. Box 248167

University of Miami

Coral Gables, Florida 33124

Karl Schmitt - Sports Information Director Home (305) 235-7930

Rich Dalrymple - Assistant Sports Information Director

(Basketball) Home (305) 667-9645

Ken Lee - Assistant Sports Information Director Home (305) 821-4699

Maria Hernandez - Assistant Sports Information Director Home (305) 261-3373

Carol Recicar - Administrative Assistant


Tom Piero - Student Assistant

ON THE COVER - Four of the top contributors to the Hurricanes' 14-14 team of last year, (clockwise from upper left) Mark Richardson, Bryan Hughes, Dennis Burns, and Tim Harvey. Cover photos by Micki and Richard Lewis. Back cover photo courtesy of Heinz Klutmeier of Sports Illustrated Magazine.

PHOTO CREDITS - Micki and Richard Lewis; Rhonda Goodman; and Heinz Klutmeier of Sports Illustrated Magazine.

CREDITS -

Artwork and Design by Concept and Design Studio, Inc.; typesetting by Birmy Graphics, Inc; printing by LDC Graphics (Miami).



HEAD COACH BILL FOSTER

Years at Miami: Second

Record at Miami: 14-14

Overall College Record:

367-190 (.660) 20 years

Records at Previous Posts:

Clemson: 156-106 (9 years)

UNC-Charlotte: 87-39 (5 years)

Shorter College (Ga.): 110-31
(5 years)

Hometown: Hemingway, South
Carolina

Birthdate: April 1, 1936

College: Carson Newman (1958)

QUICK FACTS ON THE MIAMI HURRICANES

Location: Coral Gables, Fla., **Founded:** 1926,

Enrollment: 14,000, **Nickname:** Hurricanes,

Mascot: The Ibis, **Colors:** Orange, Green and

White, **Home Arena:** James L. Knight Center

(Capacity 5,109), **President:** Edward T. Foote, II,

Athletic Director: Sam Jankovich, **1985-86**

Record: 14-14, **Starters Returning:** 5,

Lettermen Returning/Lost: 11/0, **Sports**

Information Director: Karl Schmitt, **Assistant**

SID for Basketball: Rich Dalrymple, **SID Phone:**

(305) 284-3244.



INDEX

All Americans	145
Alphabetical Roster	26
Assistant Coaches	21
Athletic Department Directory ...	11
Athletic Director	15
Foster, Bill (Head Coach)	17
Homes of the Hurricanes	171
Media Information	3
Miami Basketball History	133
NCAA Tournament Results ..	164
1985-86 NCAA Tournament	
Results	165
1985-86 NIT Results	166
1985-86 Miami Statistics	114
1985-86 Miami Box Scores	123
1986-87 Opponents	53
1986-87 Schedule	2
Numerical Roster	26
Planning Calendar	176
Player Sketches (Veterans)	27
Player Sketches (Newcomers)	50
President	14
Records	141
Scores and Results vs. All Opponents	146
SID (Opponents) Directory	9
TV/Radio Roster	IBC
Travel Headquarters	132
University Map	174
University Information	12
Wire Service Rankings	167


Hurricanes



1986-87 MIAMI HURRICANE BASKETBALL SCHEDULE

	Opponent (1985-86 Record)	Site	Miami Time
November			
Wed. 19	EXHIBITION GAME	JAMES L. KNIGHT CENTER	7:30 p.m.
Fri. & Sat. 28-29	AMI CLASSIC LaSalle (14-14), Penn State (12-17), Central Florida (6-22), and Miami (14-14)	JAMES L. KNIGHT CENTER	7:00 & 9:00 p.m.
December			
Sat. 6	at North Carolina (28-6)	Dean Smith Activities Center	3:00 p.m.
Mon. 8	WISCONSIN (12-16)	JAMES L. KNIGHT CENTER	7:30 p.m.
Sun. 14	WINTHROP (20-9)	JAMES L. KNIGHT CENTER	2:00 p.m.
Sat. 20	DARTMOUTH (11-15)	JAMES L. KNIGHT CENTER	7:30 p.m.
Mon. 22	DUKE (37-3)	JAMES L. KNIGHT CENTER	6:00 p.m.
Mon. & Tue. 29-30	PALM BEACH HURRICANE CLASSIC Massachusetts (9-19), Stanford (14-16), Yale (13-13), and Miami (14-14)	West Palm Beach Auditorium	7:00 & 9:00 p.m.
January			
Sat. 3	WISCONSIN-GREEN BAY (5-23)	JAMES L. KNIGHT CENTER	7:30 p.m.
Mon. 5	ST. FRANCIS (PA) (10-18)	JAMES L. KNIGHT CENTER	7:30 p.m.
Thur., Fri., & Sat. 8-10	Puerto Rico Tournament Radford, Puerto Rico- Bayamon, Puerto Rico-Rio Piedras, Miami	Mets Pavillion	7:00 & 9:00 p.m.
Wed. 14	MARYLAND-EASTERN SHORE (5-24)	JAMES L. KNIGHT CENTER	7:30 p.m.
Sat. 17	at Kansas (35-4)	Allen Field House	1:00 p.m.
Tue. 20	PROVIDENCE (17-14)	JAMES L. KNIGHT CENTER	7:30 p.m.
Sat. 24	MARQUETTE (19-11)	JAMES L. KNIGHT CENTER	7:30 p.m.
Thur. 29	at New Mexico (17-14)	University Arena	9:35 p.m.
Sat. 31	at San Diego State (10-19)	San Diego Sports Arena	10:30 p.m.
February			
Wed. 4	FLORIDA STATE (12-17)	JAMES L. KNIGHT CENTER	7:30 p.m.
Sat. 7	Navy (30-5)	Baltimore Civic Center	3:00 p.m.
Tues. 10	Fairleigh Dickinson (22-8)	The Meadowlands	7:00 p.m.
Sat. 14	DAYTON (17-13)	JAMES L. KNIGHT CENTER	7:30 p.m.
Mon. 16	ARMSTRONG STATE (15-12)	JAMES L. KNIGHT CENTER	7:30 p.m.
Wed. 18	FLORIDA INTERNATIONAL (17-9)	JAMES L. KNIGHT CENTER	7:30 p.m.
Sat. 21	at Florida (19-14)	O'Connell Center	7:30 p.m.
Thur. 26	at Florida State (12-17)	Leon County Civic Center	7:00 p.m.
Sat. 28	COPPIN STATE (10-17)	JAMES L. KNIGHT CENTER	7:30 p.m.
March			
Thur. 5	at Notre Dame (23-6)	Athletic and Convocation Center	7:30 p.m.
Sat. 7	BROOKLYN COLLEGE (9-22)	JAMES L. KNIGHT CENTER	7:30 p.m.

MEDIA INFORMATION



will be available on game days. To arrange (05) 284-3244.

and for UM basketball work-outs the media are encouraged to times. Local and out of town call the SID office earlier in practice availability. All media

HURRICANES ON THE AIR DURING THE SEASON

GAME DAYS: **WIOD (610 AM)** will present broadcasts of all University of Miami basketball games, home and away, with exciting pre-game and post game shows. Play-by-play announcer Sonny Hirsch will describe all the action for the Hurricane listening audience.

**WIOD
610 RADIO**

Sat. 28-29 LaSalle (14-14) WBFS (Channel 33) will broadcast ten of Miami's road games (including two tournament games in Puerto Rico and one Central Florida game at the Palm Beach Hurricane Classic in the West Palm Beach Auditorium). Channel 33 will also present the following home games live:

**December
Miami/Ft. Lauderdale**

Nov-28	AMI Classic	TBA
Dec. 20	Dartmouth	7:30 p.m.
Dec. 22	Duke	6:00 p.m.
Jan. 20	Providence	7:30 p.m.
Jan. 24	Marquette	7:30 p.m.
Feb. 4	Florida State	7:30 p.m.
Feb. 14	Dayton	7:30 p.m.
Mar. 7	Brooklyn College	7:30 p.m.

STUDENT RADIO STATION - WVUM (90.5 FM) will broadcast all UM home games throughout the season. WVUM will also provide weekly interviews with UM coaches and players.

**NBC
SPORTS**


NBC-TV will carry the University of Miami-University of Kansas basketball game at Lawrence, Kansas on Saturday, January 17, (2:30 p.m.). The broadcast will be seen by a split-national television audience.

**CBS
SPORTS
ESPN**


CBS-TV will broadcast the Miami-Navy game on February 7 from the Baltimore Civic Center at 3:00 p.m. This game will also be a split-national broadcast.

ESPN will broadcast the Miami-Florida State game, Thursday, February 26, (7:00 p.m.) to a nation-wide cable television audience.

THURSDAYS: HURRICANE HOTLINE SHOW - A one-hour call in show featuring Coach Bill Foster and his guests. The program originates at radio station WIOD (610 AM) and is hosted by Sonny Hirsch. The program will air at 7:05 p.m. and continue to 8:00 p.m.



Sonny Hirsch, the voice of the Miami Hurricanes, will again handle the play-by-play duties for Hurricane basketball broadcasts on WIOD radio.



Tom Mees, known to sports fans around the country for his work with ESPN, is also the play-by-play announcer for University of Miami basketball on WFBFS-TV (Channel 33).

MEDIA INFORMATION

INTERVIEW POLICY:

All interviews with UM players and coaches should be scheduled through the Sports Information Office. The best time to reach Coach Foster is between 11:00 a.m. and 12:00 noon on weekdays. Players are available for interviews prior to the start of practice. Please call the SID office to establish a specific time for a pre practice interview appointment. Post practice interviews will be available on a limited basis. There will be no player interviews on game days. To arrange these sessions, call the SID office at (305) 284-3244.

PRACTICE ATTENDANCE:

A specific time frame will be established for UM basketball work-outs to be open to the media. Members of the media are encouraged to attend practice during those designated times. Local and out of town media who wish to attend practice must call the SID office earlier in the day to verify the time frame for practice availability. All media guests are required to check in with the UM Sports Information Office prior to entering a practice session. **THE UM LOCKER ROOM, WEIGHT ROOM AND TRAINING ROOM ARE OFF LIMITS TO THE MEDIA THROUGHOUT THE SEASON.**

PRESS CREDENTIALS:

Credentials for UM home games are to be used by the working media only. We ask that members of the media make their requests in writing on letterhead stationary two weeks in advance. Requests from media covering UM opponents will be confirmed with the visiting school's SID. Requests should be directed to Carol Recicar, at the UM Sports Information Office, P.O. Box 248167, University of Miami, Coral Gables, Florida 33124.

PARKING PASSES:

Parking for all Miami home games will be coordinated by the UM Sports Information Department. Please note: parking areas surrounding the Knight Center are extremely limited and privately owned, therefore, no complimentary parking exists. However, a designated area in close proximity to the Knight Center has been reserved for those working members of the media who wish to cover UM home games.

TELEPHONES:

It is recommended that media with deadline concerns order phones by calling Southern Bell at (305) 883-1471. Give Karl Schmitt as a contact.

STATISTICS/ SERVICES:

Complete game statistics, play-by-play and post game quotes will be available at all UM home games. Running play-by-play sheets and stats will be distributed throughout the game. Food for all working media will be available in the Orange Blossom Room prior to the game.

POST GAME INTERVIEWS:

Miami coach Bill Foster will arrive in the Orange Blossom Room shortly after the end of the game to address the media. UM players will be brought outside the locker room for post game comments. Members of the media are instructed to inform a UM SID representative for post game player interview preferences. Due to limited space the UM locker room will not be open for post game interviews.

SPOTTERS/ AIDES:

These aides can be provided at an established fee of \$25 payable to the individual hired. Make requests known at least one week in advance of the game.

PHOTOGRAPHERS:

Court-side photographers must check in at the press gate before entering the Knight Center. NCAA rules limit the shooting access areas to **BEHIND THE BASELINES ONLY. NO PHOTOGRAPHERS WILL BE PERMITTED TO SHOOT ALONG THE SIDELINE OR BENCH AREAS.** Photo requests should be made at least two weeks in advance and should be directed to Carol Recicar in the UM SID office.

SPORTS INFORMATION:

The offices are located in the Hecht Athletic Center at No. 1 Hurricane Drive on the Coral Gables Campus, near Mark Light Stadium. The Knight Sports Complex, headquarters for UM basketball practices, is located next to the Hecht Center.

HURRICANE MEDIA COVERAGE

SOUTH FLORIDA NEWSPAPERS

Miami Herald (AM/Sunday)	
1 Herald Plaza, Miami, Florida 33101	(305) 376-3500
Miami News (PM)	
1 Herald Plaza, Miami, Florida 33101	(305) 376-3152
Ft. Lauderdale News (PM) and Sun Sentinel (AM/Sunday)	
101 New River Drive East, Ft. Lauderdale, Florida 33302	(305) 761-4220
Palm Beach Post (AM/Sunday)	
2751 South Dixie Highway, West Palm Beach, Florida 33405	(305) 837-4440
Hollywood Sun-Tattler (PM)	
2600 N. 29th Avenue, Hollywood, Florida 33022	(305) 929-8124
Palm Beach Evening Times (PM)	
2751 South Dixie Highway, West Palm Beach, Florida 33405	(305) 837-4730
South Dade News Leader (PM)	
15 N.W. First Road, P.O. Box 339, Homestead, Florida 33030	(305) 245-2311
Stuart News (PM)	
P.O. Box 2870, Stuart, Florida 33495	(305) 287-1550

STATE NEWSPAPERS

Clearwater Sun (AM/Sunday)	
P.O. Box 2078, Clearwater, Florida 33517	(813) 462-2192
Daytona Beach News Journal (AM/PM/Sunday)	
P.O. Box 431, Daytona Beach, Florida 32015	(904) 252-1511
Ft. Myers News Press (AM/Sunday)	
P.O. Box 10, Ft. Myers, Florida 33902	(813) 335-0363
Florida Times Union (AM/Sunday)	
1 Riverside Plaza, Jacksonville, Florida 33231	(904) 359-4246
Jacksonville Journal (PM/Sunday)	
1 Riverside Plaza, Jacksonville, Florida 33231	(904) 359-4354
Orlando Sentinel (AM/Sunday)	
633 North Orange Avenue, Orlando, Florida 32801	(305) 420-5474
Sarasota Herald-Tribune (AM/Sunday)	
P.O. Box 1719, Sarasota, Florida 33578	(813) 953-7755
St. Petersburg Times (AM/Sunday)	
P.O. Box 1211, St. Petersburg, Florida 33731	(813) 893-8123
St. Petersburg Evening Independent (PM)	
P.O. Box 1211, St. Petersburg, Florida 33731	(813) 893-8162
Tampa Tribune (AM/Sunday)	
P.O. Box 191, Tampa, Florida 33601	(813) 272-7655

LOCAL TELEVISION

WTVJ-Ch. 4 (CBS); 316 North Miami Avenue, Miami, Florida 33128	(305) 377-3171
WCIX-Ch. 6 (Ind.); 8900 NW 18th Terrace, Miami, Florida 33172	(305) 591-0666
WSVN-Ch. 7 (NBC); 1401 79th St. Causeway, Miami, Florida 33141	(305) 751-8375
WPLG-Ch. 10 (ABC); 3900 Biscayne Blvd., Miami, Florida 33144	(305) 325-2355
WBFS-Ch. 33 (Ind.); 16550 N.W. 52nd Avenue, Miami, Florida 33014	(305) 620-6147
WPTV-Ch. 5 (NBC); 622 N. Flagler Dr., W. Palm Beach, Florida 33401	(305) 655-5455
WPEC-Ch. 12 (ABC); Fairfield Drive, West Palm Beach, Florida 33047	(305) 848-7211
ESPN Correspondent; 2020 S.W. 79th Court, Miami, Florida 33155	(305) 264-2829

LOCAL RADIO

WIOD (610 AM); 1401 N. Bay Causeway, Miami, Florida 33141	(305) 759-6397
WNWS (790 AM); 8000 S.W. 67th Avenue, Miami, Florida 33143	(305) 665-4833
WGBS (710 AM); 20450 N.W. 2nd Avenue, Miami, Florida 33169	(305) 652-7327
WINZ (940 AM); 4330 N.W. 207th Drive, Miami, Florida 33055	(305) 624-6307

WIRE SERVICES


Associated Press, 2125 Biscayne Blvd., Miami, Florida 33137	(305) 594-5825
United Press International, 260 N.E. 17th Terrace, Miami, FL 33132	(305) 285-1550

SPANISH MEDIA

El Herald, 1 Herald Plaza, Miami, Florida 33101	(305) 376-3584
Diario Las Americas, 2900 N.W. 39th Street, Miami, Florida 33142	(305) 633-3341
La Nacion, 5121 S.W. 128th Court, Miami, Florida 33175	(305) 221-6965
WQBA (1140 AM); 2828 Coral Way, Miami, Florida 33145	(305) 447-1140
WRHC (1550 AM); 2260 S.W. 8th Street, Miami, Florida 33135	(305) 541-3300
WLTV-Ch. 23 (Ind.); 2103 Coral Way, Miami, Florida 33145	(305) 285-9588
WSCV-Ch. 51 (Ind.); P.O. Box 200, Hollywood, Florida 33022	(305) 947-0051

STUDENT MEDIA

The Hurricane, P.O. Box 248132, Coral Gables, Florida 33124	(305) 284-4401
WVUM (90.5 FM); P.O. Box 248191, Coral Gables, Florida 33124	(305) 284-3131



The 1986-87 University of Miami Hurricanes (front row left to right): Chuck Strauzer, manager; Kevin Nord, head student manager; Kevin Presto, Darrell Glenn, Joel Warren, Dennis Burns, Eric Brown, Bryan Hughes, John Schmitt, manager; Ed DeTorres, manager. (back row) Tim Dawson, Mike Noblet, Tim Harvey, Joe Ross, Tito Horford, Mark Richardson, Bob Schneckenberg, Frank Kirkman, Lemuel Howard.

NOTES ON THE HURRICANES

- The five freshmen who started the final eleven games of the 1985-86 season bring a combined scoring average of 57.9 points per game into the new year. They are Eric Brown (16.4), Dennis Burns (13.5) Kevin Presto (10.4), Mark Richardson (10.3) and Bryan Hughes (7.3).
- Miami's three network television appearances this year will give the 'Canes five network exposures in the first two years of play since the sport was brought back to the UM at the start of the 1985-86 season. The Hurricanes will appear on NBC (at Kansas on January 17) and CBS (Navy at the Baltimore Civic Center, February 7) on split-national telecasts, and the ESPN broadcast of the Florida State game (in Tallahassee on February 26) will reach a nation-wide cable audience. Miami lost to Arizona in overtime (81-74) last year on CBS and fell to Notre Dame (126-73) on ESPN last season. Both of those game were broadcast from the Knight Center.
- The 1986-87 Miami schedule features nine teams which qualified for post season play in 1986. Five of those teams were participants in the NCAA Tournament, while four advanced to the NIT. The five NCAA teams include Final Four participants Duke (home) and Kansas (away), with North Carolina (away), Navy (Baltimore Civic Center), and Notre Dame (away) also appearing on the UM schedule. The four NIT participants include Dayton (home), Marquette (home), New Mexico (away), and NIT semi-finalist Florida (away).
- Last year's University of Miami MVP Eric Brown was named to Basketball Weekly's Freshman All-American team. The 6-6 Brooklyn, New York native led the team in scoring (16.4) and rebounding (7.4). He was also the nation's ninth leading scorer among freshmen in Division I competition.

• 87.1% of the Hurricanes' scoring output in 1985-86 was provided by players competing in their first year of major college basketball.

• The average height of Miami's basketball players is 6-6½. There are four players who stand 6-10 or better (Tito Horford, 7-1; Tim Harvey, 6-10; Mark Richardson, 6-10; and Joe Ross, 6-10). Kevin Presto is the only UM player listed under the six foot barrier at 5-11.

• The 1986-87 Hurricanes and their year of eligibility:

Seniors: (3) Tim Harvey, *Mike Noblet, and *Bob Schneckenberg.
Juniors: (1) Tim Dawson.
Sophomores: (7) Eric Brown, Dennis Burns, Darrell Glenn, Bryan Hughes, Kevin Presto, Mark Richardson, and Joel Warren.
Freshmen: (4) Lemuel Howard, Tito Horford, Frank Kirkman, and Joey Ross.
 *non-scholarship players

• Miami's longest winning streak last year came in the first week of the season when the 'Canes swept their first three home games over **The Citadel (85-77)**, **Georgia State (82-72)** and **Georgia (81-78)**. The 'Canes longest losing stretch came in mid-February with three consecutive losses to **New Orleans (85-75)**, **Duke (104-82)** and **Notre Dame (126-73)**.

• Hurricanes in the strength room:

Verticle Jump (from standing position)

1. Dennis Burns	33"
2. Tim Dawson	33"
3. Eric Brown	32"
4. Tito Horford	30"

Verticle Leap (with one step)

1. Dennis Burns	37½"
2. Tim Dawson	35"
3. Eric Brown	33½"
4. Tito Horford	35"

Body Fat Percentage

1. Dennis Burns	3.4%
2. Eric Brown	3.8%
3. Lemuel Howard	4.7%
4. Bryan Hughes	5.1%
5. Tim Dawson	5.5%

Bench Press

1. Darrell Glenn	255
2. Kevin Presto	245
3. Tim Harvey	240
4. Tim Dawson	240

Full Squat

1. Tim Dawson	425
2. Kevin Presto	415

Pull Ups

1. Kevin Presto	14
2. Joel Warren	14
3. Eric Brown	14

Dips

1. Kevin Presto	29
2. Eric Brown	21
3. Tim Dawson	19



OPPONENTS SPORTS INFORMATION CONTACTS

ARMSTRONG STATE COLLEGE

Joe Roberts, SID
 Armstrong State College
 Savannah, Georgia 31419-1997
 (912) 927-5336 office
 (912) 927-3088 home

BROOKLYN COLLEGE

TBA
 Brooklyn College
 Bedford Ave. and Ave. H
 Brooklyn, New York 11210
 (718) 780-5366 office

UNIVERSITY OF CENTRAL FLORIDA

Bob Cefalo, Asst. SID
 University of Central Florida
 Orlando, Florida 32816
 (305) 275-2464/2729 office
 (305) 273-4291 home

COPPIN STATE COLLEGE

Gail Aikens
 Coppin State College
 Baltimore, Maryland 21216
 (301) 383-4673 office

DARTMOUTH COLLEGE

Kathy Slattery, SID
 Dartmouth College
 Hanover, New Hampshire 03755
 (603) 646-2468 office
 (603) 448-2103 home

UNIVERSITY OF DAYTON

Doug Hauschild, SID
 University of Dayton
 Athletic Department
 Dayton, Ohio 45469-0001
 (513) 229-4421 office
 (513) 293-8441 home

DUKE UNIVERSITY

John Roth, SID
 306 Finch-Yeager Building
 Duke University
 Durham, North Carolina 27706
 (919) 684-2633 office
 (919) 471-9514 home

FAIRLEIGH DICKINSON UNIVERSITY

Michael Elkow, SID
 Fairleigh Dickinson University
 Rutherford, New Jersey 07066
 (201) 692-2244/2245 office
 (201) 855-0555 home

UNIVERSITY OF FLORIDA

Mike McCall, Asst. SID
 P.O. Box 14485
 Gainesville, Florida 23604
 (904) 392-0641 office
 (904) 332-3144 home

FLORIDA INTERNATIONAL UNIVERSITY

Rich Kelch, SID
 Florida International University
 Tamiami Trail
 Miami, Florida 33199
 (305) 554-2756 office
 (305) 963-0761 home

FLORIDA STATE UNIVERSITY

Wayne Hogan, SID
 P.O. Drawer 2195
 Tallahassee, Florida 32316
 (904) 644-1060 office
 (904) 386-5359 home

UNIVERSITY OF KANSAS

Dick O'Connor, Asst. SID
 University of Kansas
 Lawrence, Kansas 66044
 (913) 864-3417 office
 (913) 841-1247 home

LA SALLE UNIVERSITY

Frank Bertucci, SID
 La Salle University
 Philadelphia, Pennsylvania 19141
 (215) 951-1605 office
 (215) 342-8487 home

MARQUETTE UNIVERSITY

Betsy Van Sickle, SID
 1212 W. Wisconsin Ave.
 Milwaukee, Wisconsin 53233
 (414) 224-7447 office
 (414) 224-0654 home

UNIVERSITY OF MARYLAND-EASTERN SHORE

Craig Cotton, SID
 Athletic Department
 University of Maryland-Eastern Shore
 Princess Anne, Maryland 21853
 (301) 651-2200 ext. 591 office
 (301) 548-1365 home

UNIVERSITY OF MASSACHUSETTS

Howard Davis, SID
 University of Massachusetts
 Amherst, Massachusetts 01003
 (413) 545-2439 office
 (413) 525-6117 home

U.S. NAVAL ACADEMY

Vince Benigni, Asst. SID
United States Naval Academy
Annapolis, Maryland 21402
(301) 268-6226 office
(301) 268-5675 home

UNIVERSITY OF NEW MEXICO

Greg Remington, Asst. SID
University of New Mexico
Albuquerque, New Mexico 87131
(505) 277-2026 office
(505) 293-5048 home

UNIVERSITY OF NORTH CAROLINA

Rick Brewer, SID
University of North Carolina
P.O. Box 2126
Chapel Hill, North Carolina 27514
(919) 962-2123 office
(919) 929-2721 home

UNIVERSITY OF NOTRE DAME

John Heisler, Assoc. SID
University of Notre Dame
Notre Dame, Indiana 46556
(219) 239-7516 office
(219) 277-3523 home

PENN STATE UNIVERSITY

Pete Kowalski, Asst. SID
Penn State University
University Park, Pennsylvania 16802
(814) 865-1757 office
(814) 238-3668 home

PROVIDENCE COLLEGE

John Marinatto, SID
Providence College
Providence, Rhode Island 02918
(401) 865-2272 office
(401) 944-6152 home

RADFORD UNIVERSITY

Rick Rogers, SID
Radford University
Radford, Virginia 24142
(703) 731-5106 office
(703) 639-0913 home

SAN DIEGO STATE UNIVERSITY

Dave Kuhn, Asst. SID
Sports Information Office
San Diego State University
San Diego, California 92182
(619) 265-5547 office
(619) 582-8965 home

STANFORD UNIVERSITY

Stephen Raczynski, CO-SID
Stanford University
Stanford, California 94305
(415) 723-4418 office
(415) 369-8503 home

ST. FRANCIS COLLEGE OF PA

Kevin Southard, SID
St. Francis College
Loretto, Pennsylvania
(814) 472-7000 ext. 628 office
(814) 472-4666 home

WINTHROP COLLEGE

Sam Copeland, SID
Winthrop College
Rock Hill, South Carolina 29733
(803) 329-2140 office
(803) 285-6105 home

UNIVERSITY OF WISCONSIN

Jim Mott, SID
University of Wisconsin
1440 Monroe Street
Madison, Wisconsin 53711
(608) 262-1811 office
(608) 233-5009 home

**UNIVERSITY OF WISCONSIN-
GREEN BAY**

Steve Swan, SID
Phoenix Sports Center
University of Wisconsin
Green Bay, Wisconsin 54301
(414) 465-2145 office
(414) 434-2768 home

YALE UNIVERSITY


Aileen Hickey, Asst. SID
Yale University
New Haven, Connecticut 96520
(203) 436-1646 office
(203) 481-9731 home

ATHLETIC DEPARTMENT DIRECTORY**BASKETBALL STAFF**

Bill Foster, head coach 284-2680
Clint Bryant, assistant coach 284-2680
Seth Greenberg, assistant coach 284-2680
Cesar Odio, assistant coach 284-2680
Daniel Chu, graduate assistant coach 284-2680
Roberta Manning, secretary 284-2680

ATHLETIC ADMINISTRATION

Sam Jankovich, Athletic Director 284-3822
Judie Agosta, Coordinating Asst. for Athletic Director 284-3822
Hubbard Alexander, Asst. Football Coach 284-3822
Harold Allen, Asst. to the Athletic Director 284-3822
Brian Bemis, Hurricane Club 284-5240
Joe Brodsky, Asst. Football Coach 284-3822
Tony Caballero, Track & Cross Country Coach 284-3822
Christine Campbell, Cheerleading Coordinator/Promotions 284-3822
Lela Cannon, Women's Golf Coach 284-5802
Andy Clary, Assoc. Athletic Trainer 284-4131
Rich Dalrymple, Asst. SID 284-3244
Marty Daly, Equipment Manager 284-5171
Steve Dangerfield, Ticket Manager 284-2655
Butch Davis, Asst. Football Coach 284-3822
Lin Dunn, Women's Basketball Coach 284-5802
Ian Duvenhage, Women's Tennis Coach 284-4166
Bill Foran, Head Strength and Conditioning Coach 284-5260
Ron Fraser, Baseball Coach 284-4171
John Hammill, Tennis Coach 284-4166
Robin Harmony, Asst. Women's Basketball Coach 284-5802
Sherri Hawk, Football Recruiting 284-2654
Corey Johnson, Asst. Athletic Director 284-3822
Jimmy Johnson, Football Coach 284-3822
Art Kehoe, Asst. Football Coach 284-3822
Brad Kelley, Asst. Baseball Coach 284-4171
Sherry Kimbro, Asst. Athletic Trainer 284-4131
Nancy Lackey, Comptroller 284-2786
Ann LaPapa, Travel Coordinator 284-2362
Ken Lee, Asst. SID 284-3244
Carlos Mainord, Assistant Football Coach 284-3822
Bruce Mays, Assoc. Athletic Director 284-3822
Jack Nelson, Head Swimming Coach 284-3593
Kevin O'Neill, Head Athletic Trainer 284-4131
Norm Parsons, Men's Golf Coach 284-3253
Mike Quashie, Facilities Coordinator 284-3822
Scott Reich, Men's & Women's Diving Coach 284-3622
Rick Remmert, Assistant Athletic Director for Promotions and Marketing 284-2400
John Routh, Promotions and Marketing 284-2400
Vinny Scavo, Asst. Athletic Trainer 284-4131
Karl Schmitt, Sports Information Director 284-3244
Evelyn Schwartz, Hurricane Club Director 284-6699
David Scott, Asst. Baseball Coach 284-4171
Mike Short, Asst. Equipment Manager 284-5171
Don Soldinger, Asst. Football Coach 284-3822
Harvey Stern, Asst. Business Manager 284-2362
Gary Stevens, Asst. Head Football Coach 284-3822
Dave Wannstedt, Assistant Football Coach 284-3822
Dorothy Wehr, Receptionist 284-3822
Tony Wise, Asst. Football Coach 284-3822
Jodi Yambor, Asst. Women's Swimming Coach 284-3622
Paula Yellen, Hurricane Club Assistant 284-6699
Pam Young, Asst. to the Ticket Director 284-2655



UNIVERSITY OF MIAMI CORAL GABLES, FLORIDA

The University of Miami is the largest independent teaching and research university in the Southeast and, opened in 1926, is among the nation's youngest. The Coral Gables campus, 10 miles from Miami, is the site of most of the university's undergraduate and graduate programs. The University also operates a medical center in downtown Miami, a world renowned marine and atmospheric science school on Virginia Key in Biscayne Bay, and a bio-medical research and development center on its South Campus.

Following goals established in its nationally acclaimed strategic plan, the University of Miami is in the second year of one of the largest fund raising campaigns in the history of higher education in the United States. The campaign will raise \$400 million for endowment, facilities and equipment, and current operations by 1989.

Enrollment at the University of Miami has grown from a few hundred, when classes were held in a remodeled Coral Gables Hotel, to more than 13,300 credit-seeking students including about 8,800 undergraduate, 2,500 graduate, 1,400 law and 660 medical students.

Representing all U.S. states and 104 foreign countries, the student body is composed of 64 percent Florida residents, 23 percent from other states, and 13 percent foreign nationals. Eighty percent of the 1400-member faculty hold doctorates or other terminal degrees in their fields.

Schools, Colleges, Institutes and Centers

The University offers 130 undergraduate and 175 graduate degree programs through Schools of *Architecture, Business Administration, Communication,*

Continuing Studies, Education and Allied Professions, Graduate Studies, International Studies, Law, Marine and Atmospheric Sciences, Medicine, Music, and Nursing and Colleges of *Arts and Sciences and Engineering.*

The Rosenstiel School of Marine and Atmospheric Sciences is recognized as one of the top three marine science schools in the country. The University offers graduate, as well as undergraduate, degree programs in marine affairs and marine sciences.

Established in 1952 as Florida's first medical school, the University of Miami School of Medicine is the hub of the UM/Jackson Memorial Medical Center, the fifth largest such complex in the country and one of the hemisphere's major centers for teaching, research, diagnosis and patient care. The hospital was recently identified by "Ladies Home Journal" as one of the top 25 hospitals in the country.

In addition to schools and colleges, many institutes, centers, and interdisciplinary units attract national recognition for research and other programs. Among them are: Bascom Palmer Eye Institute, Innovation and Entrepreneurship Institute, Institute for Molecular and Cellular Evolution, Intelligent Computer Systems Research Institute, Center for Social Research on Aging, Mailman Center for Child Development, and the North-South Center.


Research


As it has for more than a decade, the University ranks among the top three percent of 2,600 universities and colleges receiving federal research and development grants. Over 1,000 sponsored research, training and service programs totaled \$56 million in 1984-85 and involved more than 400 faculty.

In addition to basic research in science, medicine, engineering, and social sciences, current projects cover a wide spectrum of global concerns including climatology, oceanography, population and resource studies, criminal justice, aging, water quality, productivity, technology transfer, international relations and health care.

The Community

A crossroads where cultures and commerce of Latin America, the Caribbean, Europe, Asia and North America merge, the greater Miami area is one of the most dynamic regions of the country. Coral Gables hosts hemispheric headquarters of many multi-national corporations and yet, maintains the Mediterranean charm envisioned by its (and the University's) founder, George Merrick, 60 years ago.






EDWARD T. FOOTE II PRESIDENT, UNIVERSITY OF MIAMI

Edward T. Foote, fourth president of the University of Miami, leads one of the nation's youngest private teaching and research universities. Now the largest private university in the Southeast, it is increasingly recognized as a national and international leader.

Since his inauguration in 1981, President Foote has guided the University of Miami during a period of remarkable transition. The University has formed new schools of Architecture, Communication, and Graduate International Studies, and the North/South Center; recruited 32 percent of its 1300 member faculty; crossed the half-way mark in a \$400 million fund-raising campaign, one of the largest in the history of American higher education; reexamined and reemphasized priorities to stress undergraduate and graduate education as well as research, and entered the select circle of Phi Beta Kappa membership.

Before coming to Miami, President Foote was Special Advisor to the Chancellor and Board of Trustees at Washington University in St. Louis. From 1973 to 1980, he was Dean of the Washington University School of Law, where he taught constitutional law and legal ethics. From 1970 to 1973 he was Vice Chancellor, General Counsel and Secretary to the Board of Trustees at Washington University. From 1966 to 1970, he was an associate in the law firm of Bryan, Cave, McPheeters and McRoberts in St. Louis.

From 1962 to 1965, he worked as a reporter in Washington, D.C., first for the *Washington Star*, and later, while studying law at the Georgetown University Law Center, for the *Washington Daily News*. In his last year of law school, he worked as an assistant to the chairman of the Pennsylvania Avenue Commission. Following his 1959 graduation from Yale University, he served until 1962 as an officer in the U.S. Marine Corps.



SAM JANKOVICH - ATHLETIC DIRECTOR

The dream of reviving men's basketball at the University of Miami became a vivid reality on July 15, 1983 when Sam Jankovich was appointed to the athletic director's position at the UM. The 52 year old native of Butte, Montana made it clear from his very first day in Miami that he would strive to develop one of the nation's most complete athletic programs, and the primary step in that direction was to bring men's basketball back to the UM campus. Within three months, the University's Board of Trustees unanimously voted to reinstate the men's basketball program.

The dream is now alive.

In the more than three years that he has held his post of guiding the Hurricane athletic fortunes, Jankovich has set into motion a series of positive developments on campus and in the community that will enable the UM program to prosper in the years to come.

"People are the greatest natural resource for college athletics," Jankovich says. "The people in South Florida and our far-reaching alumni have responded to the challenge of supporting this program within the framework of the rules."

"It is now the responsibility of the University to give our student-athletes every opportunity to succeed academically, athletically and socially."

His dream of a well-rounded athletic department is becoming a reality. The reinstitution of men's basketball is complete. Academic support systems are rapidly improving. Miami now has a full compliment of coaches with administrative and support personnel to sustain already strong teams. The women's basketball program is healthier than ever. Men's and women's golf, tennis, swimming and diving, track and cross country are being properly funded to continue their yearly assaults on the nation's Top 20.

In fund-raising, Jankovich realigned the Hurricane Club and witnessed a record contribution level the past three years with membership at an all-time high.

Under the direction of Jankovich, the UM athletic department has generated additional revenue. Current radio and television contracts call for coaches shows and state-wide coverage in football, basketball and baseball. In January of '85, the UM signed a million dollar contract with CBS-Sports for the airing of at least three football games over the last two seasons. In addition, the Hurricane basketball program benefited from two network television exposures last year, and the team will appear three times on network TV in 1986-87. The 'Canes will be seen on NBC (at Kansas), CBS (Navy at the Baltimore Civic Center), and ESPN (at Florida State).

Jankovich also has worked diligently to strengthen the UM corps of coaches. Swiftly, yet with concern for detail, he hired Jimmy Johnson just three months prior to the '84 football season. He appointed veteran Bill Foster to lead the resurgence of UM's men's basketball and enticed Ron Fraser to sign a new five-year contract to continue as leader of the Hurricane baseball program.

Improvement in on-campus facilities has become another Jankovich trademark. He has arranged for: the complete resurfacing of Mark Light Baseball Stadium with SuperTurf; construction of a new office-locker room complex for baseball; refurbishing of the facilities in the Hecht Center; construction of the Knight Sports Complex with basketball practice facilities, offices, locker rooms, meeting rooms and additional strength room facilities; and expansion of the Greentree Practice Field.

Prior to coming to Miami, Jankovich served as athletic director at Washington State University where he developed a \$7.5 million building effort that included new construction and renovation of existing facilities. While competing in the prestigious Pac-10 Conference, his teams participated in their first bowl game in 50 years (1981 Holiday Bowl), made two NCAA basketball tournament appearances and captured a conference title in track.

During his tenure as assistant athletic director in Pullman, Jankovich was responsible for the operation of the Cougar Club; he more than doubled the membership while tripling the contribution level.

Committed to community activities, the Jankovich family is very active in the Serbian Orthodox Church. Sam is married to the former Patty Mullins of Butte, Montana. They have three children and six grandchildren.

Years on UM Staff: Fourth

Professional Experience:

1983-1986 Director of Athletics, University of Miami, Miami, Florida
 1976-1983 Director of Athletics, Washington State University, Pullman, Washington
 1971-1976 Assistant Athletic Director, Washington State University, Pullman, Washington
 1966-1968 Director of Physical Education and Athletics, School District No. 1, Butte, Montana

Coaching Experience:

1968-1971 Head Assistant Football Coach and Defensive Coordinator, Washington State University, Pullman, Washington
 1964-1966 Assistant Football Coach, Montana State University, Bozeman, Montana
 1962-1964 Assistant Basketball Coach, Butte Public High School, Butte, Montana
 1961-1964 Head Football Coach, Butte Public High School, Butte, Montana
 1960-1963 Head Women's Track Coach, City of Butte, Montana
 1958-1961 Head Wrestling Coach and Assistant Football Coach, Butte Public High School, Butte, Montana
 1958 Graduate Assistant, University of Montana, Missoula, Montana
 1958 Head Coach, East-West Shrine Game

Playing Experience:


1956-1958 Three-year letterman at linebacker and offensive guard for the University of Montana

Education:

1952 graduate of Butte Public High School, Butte, Montana
 1958 B.S. in Business Administration, University of Montana, Missoula, Montana

Personal Data:

Full Name: Samuel Jankovich
 Age: 52
 Born: September 10, 1934 in Butte, Montana
 Wife: the former Patty Mullins of Butte, Montana
 Children: Michael 32, Sue Ellen 30, Sam Jr. 25
 Grandchildren: six



Bill Foster Head Basketball Coach

**367-190 (21st year)
Second year at Miami**

Last fall, as the University of Miami Hurricanes were preparing to bring men's college basketball back to the South Florida scene, Bill Foster was cautious and conservative in his predictions for the immediate success of his new team.

"We'd like to be competitive in our first year," said Foster. "We're not going to determine our success by the number of games we win or lose."

The twenty-year veteran head coach then went out and redefined the word "competitive" by molding America's youngest basketball team into a scrappy bunch of rookies who learned to grow up fast—posting a 14-14

record on a schedule made up entirely of NCAA Division I opponents.

This year, Foster is bringing the same low-keyed approach to the start of his 21st year as a college head coach. He's shying away from forecasting wins and losses, simply looking for another competitive team in the second stage of a projected five year building plan.

But the fans in Miami are having nothing to do with the coach's modest approach. In 1985-86, they witnessed the results of eight months of Foster's careful planning and expertise. Moreover, they've seen the rapid development of champions in professional and college football, as well in college baseball. It all happens fast under the tropical skies of Miami.

Those same fans are now thirsting for another winner. And they're convinced the right man is in the proper position to make it all happen again.

That man is Bill Foster... and he's built champions before.

At the University of North Carolina-Charlotte, he saw the opportunity to transform a Division III program into a solid major college power. He began his building process in 1970, and five years later, the 49ers were in the finals of the NIT. The following year, UNCC made a trip to the NCAA Final Four. Although he was not in Charlotte long enough to reap the tournament harvest from the inspiration he planted in his five years at the helm, Foster achieved his top priority—to build a champion from the ground up.

Moving onto to Clemson University in 1975, Foster inherited a program that had never won 20 games in a single season, while making only one post season tournament appearance in over sixty years. In nine seasons, Foster's Tigers made four tournament trips, while posting three twenty game winners and an NCAA quarterfinalist.

At Miami, he was given the task of resurrecting a program that had been dormant for fourteen years. The early results are in, and the forecast looks bright. Here's what has happened:

- In guiding the 1985-86 'Canes to a 14-14 record, Foster secured his 19th non-losing season in 20 years as a college coach. Last year's mark also included upset wins over Georgia (a 1985 NCAA Tournament team) and in-state rival Florida State.
- Miami posted a 12-6 record at home in the James L. Knight Center. All of those games were sold out five months prior to the start of the 1985-86 season.
- In their inaugural season, Miami appeared on live television in 16 of its 28 games. Two of those games involved network television.
- During the 1985-86 year, the Hurricane basketball team compiled a 2.6 grade point average. Two players earned Dean's List honors—further emphasizing Bill Foster's philosophy that "Our goals are higher than ten feet."
- Feature articles on the Hurricanes appeared in Sports Illustrated, the Sporting News, The New York Times, The Washington Post, The Chicago Tribune, and several other of the nation's top news and sports publications.
- Forward Eric Brown was named to Basketball Weekly's Freshman All-American Team after finishing the year as the nation's 9th leading freshman scorer (16.4 points per game).

It has all happened rather quickly, but not without the coach's strict regard for every detail—and especially his very strong feelings about the place of academics in the life of college athletes.

In 20 years of college coaching, 90% of all of Bill Foster's players have earned their degrees. In this day and age of intercollegiate athletics, it is rare to find a major college coach who can boast a winning percentage and a graduation rate of better than 66%. Bill Foster can make that claim—and his lofty percentages echo his solid philosophies.

Foster's coaching career began at Carson Newman College in Tennessee, where he guided the 1958 freshman squad to a 19-1 record during his senior year at the school.


His only high school coaching job was at Marion High School in Marion, South Carolina where he posted a three year record of 42-21 from 1958 through 1961.

A Shorter College, in Rome, Georgia, his five year totals included four twenty game winning seasons and 15 conference and tournament championships.

After spending two years as a recruiter at The Citadel, Foster took on the tall task of constructing a major college program at UNC-Charlotte. From a group of junior college transfers during his first season (1970-71) to the likes of Cedric Maxwell, Foster laid the solid groundwork for the growing program. During his final two years at the North Carolina school, the 49ers were 45-7. Following his departure to Clemson, UNCC lost in the finals of the 1976 NIT to Kentucky, and fell to Marquette in the 1977 NCAA semifinals.

His tenure at Clemson was highlighted by fifteen wins over teams that were ranked among the nation's Top 20—including an 87-82 overtime win over No. 1 Duke in 1980. His team made four straight trips to post season tournaments from 1978 through 1982, and the 1980 club advanced all the way to the NCAA quarterfinals before bowing to UCLA by an 85-74 count. During the same season, the Tigers went undefeated at home, while earning a national ranking for nine straight weeks.

Foster has helped guide the careers of current NBA stars Cedric Maxwell (UNCC) Tree Rollins (Clemson) and Larry Nance (Clemson), all of whom were first round NBA draft choices.



COACHING EXPERIENCE:


- 1984-86 Head Coach, University of Miami, Miami, Florida
- 1975-84 Head Coach, Clemson University, Clemson, South Carolina
- 1969-75 Head Coach and Athletic Director, University of North Carolina-Charlotte, Charlotte, North Carolina
- 1967-69 Assistant Coach, The Citadel, Charleston, South Carolina
- 1962-67 Head Coach and Athletic Director, Shorter College, Rome, Georgia
- 1958-61 Head Coach, Marion High School, Marion, South Carolina
- 1957-58 Freshman Coach, Carson Newman College

EDUCATIONAL BACKGROUND:

- 1961 M.S. Physical Education and Administration, University of Tennessee, Knoxville, Tennessee
- 1958 B.S. Physical Education (cum laude) Carson Newman College, Jefferson City, Tennessee
- 1954 Graduate and Salutatorian of Hemingway High School, Hemingway, South Carolina

PERSONAL DATA:

- Born: April 1, 1936
- Full Name: William Carey Foster
- Foster and his wife, the former Linda Maxwell of Asheville, North Carolina, have two daughters, Leslie (23) and Laura (21).



BILL FOSTER QUOTES

Is the progress of the program ahead of what you expected after one season of competition?

"I think at this point we're probably a little bit ahead of where we thought we would be two years ago or even at this time last year. Our 14-14 finish last season was a surprise, and the arrival of Tito Horford, a legitimate 7-1 post prospect, was a little bit of a surprise. So the combination of last year's success and an excellent recruiting year with Horford, Frank Kirkman, Lemuel Howard and Joe Ross has put us a little bit ahead of where we thought we might be."

Assess the team's overall strengths and weaknesses for the 1986-87 season:

"I think our major strength this year will be that we have 100% more maturity and experience than we had at the start of last season—but we'll still average just under one year of experience per player on a fifteen man roster. So for the second straight year, we will be the youngest team in America. Our other strengths include having an established system to build upon; having more depth on the team; and we should know a little bit more of what is expected of us."

On the other side of the coin, our weakness again will be our youth. We're still a very young team. We play a very difficult schedule, especially on the road. And having to work Tito Horford into our scheme, after going the first five games without him, will make for a little bit of an awkward situation. It would be a lot easier to go from the first day of the season knowing that he is going to be able to contribute in game competition. Overall, however, I think the positive aspects definitely outweigh the negative."

What major changes can be expected in the style of play this year?

"Well, hopefully, the most noticeable change will be at the defensive end of the floor. Last year we told the fans, the media, and our players that we would probably not be a good defensive team because we had to work primarily on offense with such a young group. This year, we're going to spend a lot more time in practice on improving defensively, especially on the boards. And with our improved depth and experience, we are going to expect a great deal more from the team defensively."

On the goals for the 1986-87 season:

"I know this may sound redundant to a lot of people, but our goals are still to be successful, to play hard in every game, and to constantly improve. If we do those things, we think a winning season is a good possibility, and we've told our players that there's no reason to think we won't be one of the 96 teams who can be playing in a post season tournament. We don't have a clearly defined goal on the number of wins and losses—or even playing in the NCAA or NIT tournaments. We're just trying to be successful, play hard, and try to improve every day."

BILL FOSTER'S COLLEGIATE COACHING RECORD

COLLEGE: 5 years as head coach at Shorter College, Rome, Georgia.

YEAR	WON	LOST	PCT
1962-63	16	8	.667
1963-64	22	5	.815
1964-65	24	5	.828
1965-66	26	5	.839
1966-67	22	8	.733
TOTALS	110	31	.780

COLLEGE: 2 years as an assistant coach at The Citadel, Charleston, South Carolina.

COLLEGE: 5 years as head coach at North Carolina-Charlotte in Charlotte, North Carolina.


YEAR	WON	LOST	PCT
1970-71	15	8	.652
1971-72	13	12	.520
1972-73	14	12	.538
1973-74	22	4	.846
1974-75	23	3	.889
TOTALS	87	39	.693

COLLEGE: 9 years as head coach at Clemson University, Clemson, South Carolina.

YEAR	WON	LOST	PCT
1975-76	18	10	.643
1976-77	22	6	.786
1977-78	15	12	.555
1978-79	19	10	NIT .655
1979-80	23	9	NCAA .718
1980-81	20	11	NIT .645
1981-82	14	14	NIT .500
1982-83	11	20	.355
1983-84	14	14	.500
TOTALS	156	106	.595

COLLEGE: 1 year as head coach at the University of Miami, Miami, Florida.

Year	WON	LOST	PCT
1985-86	14	14	.500
TOTALS	14	14	.500
20 Year College Coaching Career:	367	190	.659



Clint Bryant Assistant Coach

Years on UM Staff: Third

Clint Bryant is entering his tenth year as an assistant coach to Bill Foster. The Forestville, Maryland native began his association with the Hurricane head coach as an assistant at Clemson University in 1977.

A 1977 graduate of Belmont Abbey College in Belmont, North Carolina, Bryant was a four year starter at guard and forward for the Crusaders before earning a B.A. in business administration. As an undergraduate, Bryant was selected as the Marty Thomas Award winner, given annually to the school's top scholar-athlete.

He later earned a master's degree in personnel services, while serving as an assistant basketball coach, at Clemson in 1980.

During his tenure at Miami, Bryant has made trips to the Virgin Islands (summer of 1985) and to Australia (summer of 1986) for basketball clinics and lecture engagements.

Bryant attended Bishop McNamara High School in Forestville, where he earned prep All-American honors in basketball. He also earned letters in track, cross country, and baseball in high school.

The 31-year-old Bryant is married to the former Patricia Ann Sweeney of Piedmont, South Carolina.

Coaching Experience:

1984-86 Assistant Coach, University of Miami, Miami, Florida

1977-84 Assistant Coach, Clemson University, Clemson, South Carolina

Playing Experience:

1973-77 Four year starter at guard and forward for Belmont Abbey College, Belmont, North Carolina

1970-73 Three year starter at Bishop McNamara High School, Forestville, Maryland

Education:

1980 M.A. in Personnel Services from Clemson University, Clemson, South Carolina

1977 B.S. in Business Administration from Belmont Abbey College, Belmont North Carolina

1973 Graduated from Bishop McNamara High School, Forestville, Maryland

Personal Data:

Full Name: Clint Bryant

Age: 31

Born: December 13, 1954

Wife: the former Patricia Ann Sweeney of Piedmont, South Carolina



Seth Greenberg Assistant Coach

Years on UM Staff: Third

Recognized in several national basketball publications as one of the country's top recruiters, Seth Greenberg brought an impressive resume of major college credentials to the Miami program.

Greenberg came to Miami following a trip to the NCAA Final Four as an assistant coach with the 1983-84 Virginia Cavaliers. His enthusiasm and dedication have helped him land positions on four Division I staffs,

and he has made considerable contributions at each stop.

A 1978 graduate of Fairleigh Dickinson University (B.A. in Communications), Greenberg immediately began his college coaching career with a two year term at Columbia University.

He later moved on to the University of Pittsburgh, helping guide the Panthers to consecutive Eastern 8 Tournament championships in 1981 and 1982.

His final stop before coming to Miami was with Terry Holland and the Virginia program. The 1984 Cavaliers fell to Houston in a heartbreaking 49-47 loss in the NCAA semifinal game at the Kingdome in Seattle. Less than two weeks later, on April 9, 1984, Bill Foster announced the hiring of Greenberg at the University of Miami.

A native of Plainview, New York, Greenberg grew up in the basketball-rich New York City area. He graduated from John F. Kennedy High School, in Plainview, in 1974. The 30-year-old Greenberg is married to the former Karen Caswell of Arcadia, California.

Coaching Experience:

1984-86 Assistant Coach, University of Miami, Miami, Florida
1983-84 Assistant Coach, University of Virginia, Charlottesville, Virginia
1980-83 Assistant Coach, University of Pittsburgh, Pennsylvania
1978-80 Assistant Coach, Columbia University, New York, New York

Playing Experience:


1974-78 Four year letter winner at Fairleigh Dickinson University, Teaneck, New Jersey
1971-74 Three year starter at John F. Kennedy High School in Plainview, New York

Education:

1978 B.A. in Communications at Fairleigh Dickinson University, Teaneck, New Jersey
1974 Graduate of John F. Kennedy High School, Plainview, New York

Personal Data:

Full Name: Seth Vincent Greenberg
Age: 30
Born: April 18, 1956
Wife: the former Karen Caswell of Arcadia, California



Cesar Odio Assistant Coach

Years on UM Staff: Third

The only native Floridian on the Hurricane basketball coaching staff, Cesar Odio joined the UM program in July of 1984. Odio returned to his hometown of Miami after a two year assistant coaching stint at his alma mater, Florida Southern College in Lakeland.

Odio began his coaching career as the head basketball coach at Sante Fe High School in Lakeland, where his 1981-82 squad compiled a 10-15 record.

A 1981 graduate of Florida Southern, Odio was the team captain of the 1981 NCAA Division II national champion Moccasin team. A four year letterman in basketball at FSC, Odio graduated with a degree in physical education.

A veteran of several basketball camps, Odio is also the coordinator for the University of Miami's Bill Foster Basketball Camp.

A stand out local high school basketball star, Odio graduated from Columbus High School in 1977, where he led all of Dade County in scoring as a senior.

The 28 year old Odio is married to the former Mary Kay Czajka of Cocoa Beach, Florida.

Coaching Experience:

1984-86 Assistant Coach, University of Miami, Miami, Florida
1982-84 Assistant Coach, Florida Southern College, Lakeland, Florida
1981-82 Head Coach, Sante Fe High School, Lakeland, Florida

Playing Experience:

1977-81 Four year letter winner at Florida Southern College, Lakeland, Florida.
Captain of NCAA Division II national championship team.
1974-77 Three year letter winner at Christopher Columbus High School, Miami, Florida

Education:

1981 B.S. in Physical Education, Florida Southern College, Lakeland, Florida
1977 Graduate of Christopher Columbus High School, Miami, Florida

Personal Data:

Full Name: Cesar Odio
Age: 28
Born: June 18, 1958
Wife: the former Mary Kay Czajka of Cocoa Beach, Florida



Daniel Chu
Graduate Assistant Coach

Years on UM Staff: Second

Coaching Experience:

1985-86 Graduate Assistant Coach, University of Miami, Miami, Florida

Playing Experience:

1983-85 Two year letterman at Washington University, St. Louis, Missouri

1981-82 Freshman team member at Cornell University, Ithaca, New York

1979-81 Three year letter winner at St. Mark's School, Dallas, Texas

Education:

1985 B.S. in Electrical Engineering, Washington University, St. Louis, Missouri

1981-83 Attended Cornell University, Ithaca, New York

1981 Graduate of St. Mark's School, Dallas, Texas

Personal Data:

Full Name: Daniel T. Chu

Age: 23

Born: May 30, 1963



Pat Jacobs
Associate Strength Coach

Years on UM Staff: Third

Coaching Experience:

1985-86 Associate Strength Coach, University of Miami, Miami, Florida

1984 Assistant Strength Coach, University of Miami, Miami, Florida

1983-84 Assistant Strength Coach, Northern Arizona University, Flagstaff, Arizona

1982-83 Head Strength Coach, Mount Olympus Fitness Center, Flagstaff, Arizona

Education:

Currently has completed partial requirements toward a Ph.D. in Sports Psychology at the University of Tennessee, Knoxville, Tennessee.

1983 M.S. in Physical Education with scientific emphasis, Northern Arizona University, Flagstaff, Arizona

1979 B.S. in Education with a major in Physical Education and a minor in Mathematics, Northern Arizona University, Flagstaff, Arizona

Personal Data:

Full Name: Patrick Loyd Jacobs

Age: 31

Born: November 4, 1955



Andy Clary
**Associate Trainer/
Head Basketball Trainer**

Years on UM Staff: Fourth

Training Experience:

1984-86 Associate Athletic Trainer, University of Miami, Miami, Florida

1983-84 Assistant Athletic Trainer, University of Miami, Miami, Florida

1981-83 Graduate Assistant, Florida State University, Tallahassee, Florida

1976-81 Student Trainer, Purdue University, West Lafayette, Indiana

Summer '80 Assistant Athletic Trainer, Baltimore Colts, Baltimore, Maryland

Education:

1983 M.S. in Physical Education with specialization in Athletic Training, Florida State University

1982 Certified, National Athletic Trainers Association

1981 B.S. in Physical Education with specialization in Athletic Training, Purdue University, West Lafayette, Indiana

1976 graduate of Peru High School, Peru, Indiana

Personal Data:

Full Name: Andrew Clary

Age: 28

Born: July 11, 1958

UNIVERSITY OF MIAMI TEAM DOCTORS



(left to right) Dr. Jack Brenner, team dentist; Dr. Chris Mariani, team dentist; Dr. James Katsikas, team physician; Dr. Richard Mariani, team Dentist; Dr. John Cunio, team physician; Dr. Robert Tanner, team optometrist; Dr. Joseph Kalbac, team orthopedist.


1986-87 ALPHABETICAL ROSTER


NO.	NAME	POS	HEIGHT	WEIGHT	CLASS	AGE	LTR	HOMETOWN/HIGH SCHOOL
32	Brown, Eric	F	6-6	190	SO	19	1	Brooklyn, NY/Boys and Girls
23	Burns, Dennis	G-F	6-6	180	SO	20	1	Sicklerville, NJ/Edgewood Regional
34	Dawson, Tim	F	6-7	200	JR	22	1	Baltimore, MD/Dunbar
15	Glenn, Darrell	G	6-3	185	SO	19	1	Indianapolis, IN/Brebeuf Prep
44	Harvey, Tim	C	6-10	245	SR	22	1	Plainfield, NJ/Plainfield
50	Horford, Tito	C	7-1	245	FR	20	0	La Romana, Dominican Republic/Marian Christian High, Houston Texas
35	Howard, Lemuel	F	6-6	185	FR	18	0	Atlanta, GA/Douglass
10	Hughes, Bryan	G	6-1	180	SO	19	1	Riviera Beach, FL/Suncoast
22	Kirkman, Frank	F	6-7	175	FR	19	0	Ft. Lauderdale, FL/Western
42	Noblet, Mike	F	6-7	205	SR	21	1	Coral Springs, FL/Coral Springs
3	Presto, Kevin	G	5-11	175	SO	21	1	Kennewick, WA/Richland
45	Richardson, Mark	F-C	6-10	220	SO	20	1	Rocky Mount, NC/Fork Union Academy
55	Ross, Joe	F-C	6-10	205	FR	19	0	Ypsilanti, MI/Lincoln
33	Schneckenberg, Bob	F	6-6	200	SR	22	1	Orlando, FL/Boone
5	Warren, Joel	G	6-5	185	SO	19	1	Princeton, IN/Princeton

1986-87 NUMERICAL ROSTER

NO.	NAME	POS	HEIGHT	WEIGHT	CLASS	AGE	LTR	HOMETOWN/HIGH SCHOOL
3	Kevin Presto	G	5-11	175	SO	21	1	Kennewick, WA/Richland
5	Joel Warren	G	6-5	185	SO	19	1	Princeton, NJ/Princeton
10	Bryan Hughes	G	6-1	180	SO	19	1	Riviera Beach, FL/Suncoast
15	Darrell Glenn	G	6-3	185	SO	19	1	Indianapolis, IN/Brebeuf Prep
22	Frank Kirkman	F	6-7	175	FR	19	0	Ft. Lauderdale, FL/Western
23	Dennis Burns	G-F	6-6	180	SO	20	1	Sicklerville, NJ/Edgewood Regional
32	Eric Brown	F	6-6	190	SO	19	1	Brooklyn, NY/Boys and Girls
33	Bob Schneckenberg	F	6-6	200	SR	22	1	Orlando, FL/Boone
34	Tim Dawson	F	6-7	200	JR	22	1	Baltimore, MD/Dunbar
35	Lemuel Howard	F	6-6	185	FR	18	0	Atlanta, GA/Douglass
42	Mike Noblet	F	6-7	205	SR	22	1	Coral Springs, FL/Coral Springs
44	Tim Harvey	C	6-10	245	SR	22	1	Plainfield, NJ/Plainfield
45	Mark Richardson	F-C	6-10	220	SO	20	1	Rocky Mount, NC/Fork Union Academy
50	Tito Horford	C	7-1	245	FR	20	0	La Romana, Dominican Republic, Marian Christian High, Houston, Texas
55	Joe Ross	F-C	6-10	210	FR	19	0	Ypsilanti, MI/Lincoln

PLAYER PROFILES





3 KEVIN PRESTO


Sophomore... G... 5-11... 175
 Birthdate: September 21, 1965
 Kennewick, Washington
 Richland High School

AT MIAMI: An inspirational player who overcomes small physical stature with a hard-nosed style of aggressive play... surfaced as a team leader last year with a fierce competitive attitude that is characterized by hustle and hard work... won the team's "Hustle Award" following the

inaugural season of 1985-86... three point field goal rule for upcoming year should add to his playing time and point production. **AS A RED SHIRT FRESHMAN IN 1984-85:** Combined with back-court mate Bryan Hughes as the only Hurricanes to start all 28 games... was the team leader in free throw percentage (81.4%) while connecting on 57 of 70 attempts... ranked second in assists with 91 (3.3 per game) and hit for double figures in 15 of 28 games last year... opened the season in red-hot fashion with a 22 point outing vs. the Citadel (opening night) and spearheaded Miami's thrilling 81-78 upset over Georgia in the finals of the AMI Classic by scoring a career high 24 points (10-12 from the floor)... earned AMI Classic All-Tournament Team honors... ranked third on team in minutes played with 880 (average of 31.4 per game). **AS A FIRST YEAR FRESHMAN IN 1984-85:** Spent the entire idle year at Miami practicing with three other scholarship players and 11 walk-ons (The "F" Troop). **HIGH SCHOOL:** Led Richland High School to league and district championships and a berth in the state tournament as a senior in 1984... was the Big 9 Conference's leading scorer as a senior with a 17.1 average while also averaging 7.1 assists and 4.0 rebounds per game... helped Richland to a 22-3 record in 1983-84 and earned all-league and all-state honors in final high school season... was the conference's leading scorer as a junior while also earning honorable mention all-state recognition... coached in high school by Phil Neill... compiled an outstanding 4.0 grade average as a senior. **PERSONAL:** Comes to Miami from the far northwest corner of the country... his photo appeared in a five page feature article in the January 6, 1986 issue of Sports Illustrated; the story was written on the revival of Hurricane basketball... was the third player to commit to the Hurricane program in 1984... caught Bill Foster's eye at an AAU tournament in Jacksonville... during a two-night span in that tourney, he scored 69 points, including a 47 point outburst against an Indiana team which included Delray Brooks (Louisville) and Troy Lewis (Purdue)... Jacksonville AAU trip was Presto's final shot at attracting Division I scholarship attention... full name is Kevin Michael Presto... father is a high school basketball coach... maintained a 3.6 grade point average in two years as a finance and accounting major... earned Dean's List honors in both years.


PRESTO'S CAREER TOTALS

Year	G-GS	MIN-AVG	FG-FGA	FG%	FT-FTA	FT%	REB-AVG	AST	STL	BLK	TO	PF-D	PTS-AVG
1985-86	28-28	880-31	117-253	.462	57-70	.814	94-3.4	91	39	0	51	55-1	291-10.4



PRESTO'S CAREER HIGHS

PTS - 24 vs. Georgia 11-30-85, Manhattan 12-28-85
 FG - 12 vs. Manhattan 12-28-85
 FGA - 18 vs. Manhattan 12-28-85
 FG% - .833 (10 of 12) vs. Georgia 11-30-85
 FT - 9 vs. Brooklyn 1-31-86
 FTA - 10 vs. Brooklyn 1-31-86
 REB - 7 vs. Florida - Home 12-17-85
 AST - 8 vs. Florida - Away 1-27-86
 BS - None
 STL - 5 vs. Baptist 1-23-86
 MIN - 39 vs. Wisconsin-Green Bay 12-9-85



5 JOEL WARREN

Sophomore... G... 6-5... 185

Birthdate: May 26, 1967

Princeton, Indiana

Princeton High School

AT MIAMI: Second year player who will contribute as an off guard in the Hurricane back court this winter... strong and aggressive player who comes from the basketball-rich area of Southwest Indiana. **AS A FIRST YEAR FRESH-**

MAN IN 1985-86: Averaged nine minutes per game in a


reserve role... finished the year ranked seventh in total minutes played (202), while scoring 24 points and adding 19 assists... longest individual game playing stint came in Madison, Wisconsin when he logged 21 minutes vs. the Badgers... scored 6 points with three assists in that first road game at Wisconsin... showed poise at the free throw line connecting on 10-14 for a 71.4% mark for the season (third highest percentage on team).

HIGH SCHOOL: Led Princeton High School to its first undefeated regular season record as a senior (20-0)... team later finished No. 5 in the final state poll with an overall 23-1 slate... captain of squad during senior season when he averaged 17.0 points, 6.5 rebounds, and 6.0 assists per game... team won Big Eight Conference in Southwest Indiana, while Warren won Southwest Indiana Player of the Year honors... selected to play in the Indiana East-West All Star game following senior year... also was named to All-County, All-Conference and All-Section squads... was an All-Conference selection as a junior while team finished in a tie for conference title... Princeton was a state finalist in 1982-83, and Warren was a sixth man on that squad as a sophomore... also earned four varsity letters in football and served as team captain as a senior (quarterback)... broke school records for touchdown passes in a season and a game... also earned two letters in baseball... named to school's Senior Advisory Council... high school coach was Jim Jones who also tutored Larry Bird at French Lick High School in Indiana.

PERSONAL: Came to UM with fellow Hoosier Darrell Glenn (of Indianapolis)... was pictured in poolside scene in Sports Illustrated's feature story on Miami basketball (1/6/86)... signed UM letter of intent in spring of 1985... full name is Joel Warren... a communications major at UM... hopes to find a career in sports broadcasting.


WARREN'S CAREER TOTALS

Year	G-GS	MIN-AVG	FG-FGA	FG%	FT-FTA	FT%	REB-AVG	AST	STL	BLK	TO	PF-D	PTS-AVG
1985-86	23-0	202-9	7-29	.241	10-14	.714	20-0.9	19	5	0	20	20-0	24-1.0



WARREN'S CAREER HIGHS

PTS-	6 vs. Wisconsin 12-7-85
FG-	2 vs. Wisconsin 12-7-85
FGA-	4 vs. Wisconsin 12-7-85
FG%-	1.000 (1 of 1) vs. Georgia State 11-29-85, Florida State-Away 1-20-86
FT-	2 vs. on four occasions
FTA-	2 vs. on five occasions
REB-	3 vs. Notre Dame 2-22-86, American 2-26-86
AST-	3 vs. Wisconsin 12-7-85, Manhattan 12-28-85
BS-	None
STL-	1 vs. on five occasions
MIN-	21 vs. Wisconsin 12-7-85



10 BRYAN HUGHES

Sophomore... G... 6-1... 180

Birthdate: January 16, 1967

Riviera Beach, Florida


Suncoast High School

AT MIAMI: Second year player who should return to starting point guard post where he successfully directed Bill Foster's fast break offense in 1985-86. **AS A FIRST YEAR FRESHMAN IN 1985-86:** Team leader in field goal percentage (51.0%), steals (42), and assists, while racking up

the second highest total of minutes played (903) behind Eric Brown... Miami's most consistent player of a year ago, Hughes committed just 2.3 turnovers per game, while contributing 4.6 assists... scored Miami's first point since 1971 with a free throw in the opening minutes of the Citadel game (11/22/85)... went on to collect a team season high 13 assists on that same historic opening night vs. The Citadel... outstanding rebounding guard, averaged 4.1 rebounds per game last year and led 'Canes in that category in 71-60 win over Baptist... top rebounding performances came against Georgia State (11), and Wisconsin-Green Bay (8)... finest offensive moments were 20 point scoring outburst vs. New Orleans and a 19 point game against Brooklyn College in front of Hughes' hometown fans at the West Palm Beach Auditorium... turned in a 5-7 night from the floor and 9-11 from the line in leading Miami to a 102-93 victory in West Palm... compiled a seven game streak of twelve consecutive free throws without a miss during second half of the season... averaged over 32 minutes per game in 1985-86, but fouled out of only one game (Fairfield)... combined with back court mate Kevin Presto as the only Hurricanes to start all 28 games last year... shot just 41.8% from the floor in first ten games but closed the season shooting 61.7% from the floor in final nine outings to nail down the top FG% for the 'Canes last year. **HIGH SCHOOL:** Started at guard for Suncoast High School for three seasons and led team to consecutive Florida state championships in junior and senior seasons... averaged 21.2 points per game, six assists and six rebounds in senior year as team recorded a 25-7 record and the Class AA state crown... accounted for 19.5 points per game as a junior as team finished with a 29-5 slate... earned MVP honors for Suncoast as a junior and senior... started on sophomore team in high school that advanced to the semi-finals of the state tournament... attended same high school as Minnesota Vikings wide receiver Anthony Carter... coached in high school by Bob Traina. **PERSONAL:** Signed letter of intent to attend Miami in the fall signing period of 1984... full name is Bryan Keith Hughes... joins UM newcomer Frank Kirkman as the only Florida natives on the Hurricane's scholarship roster.


HUGHES' CAREER TOTALS

Year	G-GS	MIN-AVG	FG-FGA	FG%	FT-FTA	FT%	REB-AVG	AST	STL	BLK	TO	PF-D	PTS-AVG
1985-86	28-28	903-32	75-147	.510	55-83	.663	115-4.1	129	42	2	65	44-1	205-7.3



HUGHES' CAREER HIGHS

PTS—	20 vs. Brooklyn 1-31-86
FG—	6 vs. Baptist 1-23-86, N. Orleans—Home 2-15-86
FGA—	10 vs. Georgia State 11-29-85
FG%—	.750 (6 of 8) vs. Baptist 1-23-86, N. Orleans—Home 2-15-86
FT—	9 vs. Brooklyn 1-31-86
FTA—	11 vs. Brooklyn 1-31-86
REB—	11 vs. Georgia State 11-29-85
AST—	13 vs. The Citadel 11-22-85
BS—	1 vs. Brooklyn 1-31-86, American 2-26-86
STL—	6 vs. Rider 12-18-85
MIN—	39 vs. Arizona 1-18-86



15 DARRELL GLENN


Sophomore... G ... 6-3 ... 185
Birthdate: February 6, 1967
Indianapolis, Indiana
Brebeuf Prep

AT MIAMI: Played primarily in a reserve role last year and saw action in 17 games... could challenge for more back court time this year. **AS A FIRST YEAR FRESHMAN IN 1985-86:** An aggressive guard who accounted for more rebounds (31) than any other reserve player and his 1.2

scoring average was also tops among non-front line players... picked up a career high point output (8) vs. Brooklyn College at the West Palm Beach Auditorium... best rebound outings (4) came in a win over Manhattan and a loss at Florida State. **HIGH SCHOOL:** Scored 23.1 points per game in senior season, while adding 8.7 rebounds and 2.3 assists per outing for Brebeuf Prep... helped lead team to consecutive county championships in junior and sophomore seasons... as a sophomore, he played on a Brebeuf squad that was ranked third in the state... earned first team all state, all county, city and sectional honors as a senior... also was a nominee for the 1985 McDonald's Prep All-American Team... topped the 1,000 career point barrier while playing for one of the state's perennial powers... coached in high school by Marty Echelbarger... was named to the honor roll for academic achievement as a senior. **PERSONAL:** Full name in Darrell Eugene Glenn... is one of two Hooslers (along with Joel Warren) on the Hurricane roster... signed letter of intent to play at Miami in fall of senior season (1984)... is majoring in business at Miami.


GLENN'S CAREER TOTALS

Year	G-GS	MIN-AVG	FG-FGA	FG%	FT-FTA	FT%	REB-AVG	AST	STL	BLK	TO	PF-D	PTS-AVG
1985-86	17-0	98-6	14-36	.389	3-6	.500	21-1.2	9	2	0	14	6-0	31-1.8



GLENN'S CAREER HIGHS

PTS—	8 vs. Brooklyn 1-31-86
FG—	3 vs. Brooklyn 1-31-86, Manhattan 12-28-85
FGA—	7 vs. Brooklyn 1-31-86
FG%—	1.000 vs. Manhattan (3 of 3) 12-28-85
FT—	2 vs. Brooklyn 1-31-86
FTA—	2 vs. Brooklyn 1-31-86, Florida State—Home 1-20-86
REB—	4 vs. Manhattan 12-28-85, Florida State—Away 2-3-86
AST—	2 vs. Hofstra 1-4-86
BS—	None
STL—	1 vs. Fairfield 1-2-86, Hofstra 1-4-86
MIN—	13 vs. Brooklyn 1-31-86



23 DENNIS BURNS

Sophomore... G/F... 6-6... 180

Birthdate: January 14, 1966

Sicklerville, New Jersey

Edgewood Regional High School

AT MIAMI: Third year sophomore who was the second player to sign a letter of intent to UM after the basketball program was restored... has the versatility to play either forward or guard... became a crowd favorite in his first season at Miami for his acrobatic style of play around the

rim. **AS A RED SHIRT FRESHMAN IN 1985-86:** Hurricanes' top dunk specialist, leading the team with 30 slams... opened the historic 1985-86 season in style with six dunks vs. The Citadel... scored in double figures in 20 of 28 games last year, while compiling five games of 20-points-or-better... top outing came against nation's No. 1 ranked Duke Blue Devils in Durham when he scored 29 points (14-23 from the field) and received a standing ovation from the vocal Duke crowd as he departed the game... other twenty point games came against The Citadel (24), Rider (24), Dayton (23), and Notre Dame (22)... finished the season as Miami's most explosive scorer, averaging over 16 points per game in last nine contests... outstanding leaping ability enabled Burns to rank second on Hurricane squad in blocked shots (27)... high rebounding output came in heartbreaking overtime loss to Arizona on CBS, when he grabbed nine caroms... led the team in scoring on six separate occasions. **AS A FIRST YEAR FRESHMAN IN 1984-85:** Sat out the entire year in a red shirt capacity while practicing with three other scholarship players and eleven walk-ons at Miami... worked primarily on making the transition from the inside to the perimeter in year away from game competition. **HIGH SCHOOL:** All time leading scorer at Edgewood Regional High School with 1,062 points... averaged 24.7 points per game as a senior while leading his team to a 15-8 record and a second place finish in the Olympic Conference... also averaged over 11 rebounds and four assists per game in final prep season... was selected to the All South Jersey squad as well as being named first team All Conference... served as captain of high school team... coached by Felton Jones... **PERSONAL:** Photo appeared twice in Sports Illustrated feature article on Hurricane Basketball (1/6/86)... full name is Dennis Angelo Burns... majoring in business at Miami.


BURNS' CAREER TOTALS

Year	G-GS	MIN-AVG	FG-FGA	FG%	FT-FTA	FT%	REB-AVG	AST	STL	BLK	TO	PF-D	PTS-AVG
1985-86	28-20	825-29	172-361	.476	35-60	.583	97-3.5	55	18	27	49	33-0	379-13.5



BURNS' CAREER HIGHS

PTS-	29 vs. Duke 2-19-86
FG-	14 vs. Duke 2-19-86
FGA-	23 vs. Duke 2-19-86
FG%-	.700 (7 of 10) vs. Wisconsin-Green Bay 12-9-85, Towson State 1-11-86
FT-	5 vs. Dayton 2-8-86
FTA-	8 vs. Rider 12-18-85
REB-	9 vs. Arizona 1-18-86
AST-	6 vs. American 2-26-86
BS-	3 vs. Georgia 11-30-85, American 2-26-86
STL-	3 vs. Georgia State 11-29-85
MIN-	35 vs. Arizona 1-18-86



32 ERIC BROWN

Sophomore... F... 6-6... 190
Brooklyn, New York
Boys and Girls High School


AT MIAMI: Second year player who earned Basketball Weekly Freshman All-American honors, while ranking as the nation's 9th leading scorer among all freshman players in NCAA Division I a year ago. **AS A FIRST YEAR**

FRESHMAN IN 1985-86: Selected by his teammates as

the MVP for the season after leading the 'Canes in scoring (460 pts., 16.4 ppg), rebounding (208 rebs., 7.4 rpg.), field goals (174), free throws (112), and minutes played (33 per game)... Miami's most productive all-around player last year, leading the team in scoring in 12 games and topping the Hurricane rebounding chart in 14 games... scored in double figures in all but two of Miami's games, while also eclipsing the 20 point barrier in 10 games... collected 10-rebounds-or-more in six games, with his highest total (14) coming in Miami's AMI Classic win over Georgia State... hit on 74.0% of his free throw attempts in final four minutes of all games, going (20-27)... put together a red-hot 20-22 free throw shooting performance over five games in November and December. **HIGH SCHOOL:** Led Boys and Girls High School to two consecutive PSAL championships... team posted a 25-3 record in Brown's senior year... earned first team All State honors as a senior after posting an 18.8 scoring average and a 13.1 rebounds per game average... also contributed 4.9 assists per outing... his best individual prep performance came in a 1985 game against Trenton (NJ) High School when he accounted for 35 points, 15 rebounds, five steals, and three blocked shots... as one of the nation's most traveled prep players, Brown's talents took him to several national tournaments in the U.S. and abroad... has played in tournaments in Germany, Hawaii, Boston, and Las Vegas... was a high school teammate of Dwayne "The Pearl" Washington (New Jersey Nets) and competed in Empire State Games with teammates Walter Berry (Portland Trailblazers) and Wendell Alexis (Syracuse)... hails from same prep school which produced Connie Hawkins, "Pearl" Washington, and Ed Davender (Kentucky)... earned the Trevor Mickens Award for academic achievement in high school... coached by Paul Brown. **PERSONAL:** Full name is Eric Anthony Brown... photo appeared in Sports Illustrated feature article on Miami basketball (1/6/86)... majoring in business at Miami.


BROWN'S CAREER TOTALS

Year	G-GS	MIN-AVG	FG-FGA	FG%	FT-FTA	FT%	REB-AVG	AST	STL	BLK	TO	PF-D	PTS-AVG
1985-86	28-27	927-33	174-346	.503	112-156	.718	208-7.4	61	24	18	90	77-6	460-16.4



BROWN'S CAREER HIGHS

PTS— 25 vs. Georgia State 11-29-85, Rider 12-18-85
FG— 9 vs. Rider 12-18-85
FGA— 19 vs. Arizona 1-18-86
FG%— .727 (9 of 13) vs. Georgia State 11-29-85
FT— 9 vs. Georgia State 11-29-85
FTA— 13 vs. Georgia State 11-29-85, Duke 2-19-86
REB— 14 vs. Georgia State 11-29-85
AST— 5 vs. on five occasions
BS— 2 vs. on five occasions
STL— 3 vs. American 2-26-86
MIN— 41 vs. Arizona 1-18-86




33 BOB SCHNECKENBERG

Senior... F... 6-6... 200
 Birthdate: November 22, 1963
 Orlando, Florida
 Boone High School

AT MIAMI: The only remaining walk-on member of the 1984-85 Miami "F" Troop who is listed on the current Hurricane roster... impressed UM coaches during idle 1984-85 season when three scholarship players and eleven walk-ons practiced (without game competition) for the entire year while Miami prepared to bring basketball back onto the major college level.
AS A JUNIOR IN 1985-86: Non-scholarship player who became a strong contributor under the basket following the season ending injury to Tim Dawson... his most visible contribution came in the second half of the Brooklyn College game when he helped spark the 'Canes to a 102-93 victory--finished the night with 7 points and four key rebounds... top scoring game was at Tallahassee (8 points) vs. Florida State, also logged season high 19 minutes vs. the Seminoles... first major college basket came on a dunk in the Brooklyn College game. **1983-84:** Averaged 7.9 points and 6.2 rebounds per game at Valencia CC while also building fine academic credentials. **HIGH SCHOOL:** Averaged over seven points and seven rebounds per game in senior season at Boone High School... squad finished fourth in the Metro Conference in final prep season... coached in high school by Wayne Rickman... graduated from high school with honors. **PERSONAL:** Full name is Robert Joseph Schneckenberg... major is architecture.


SCHNECKENBERG'S CAREER TOTALS

Year	G-GS	MIN-AVG	FG-FGA	FG%	FT-FTA	FT%	REB-AVG	AST	STL	BLK	TO	PF-D	PTS-AVG
1985-86	12-0	83-7	6-12	.500	11-24	.458	12-1.0	6	1	0	8	9-0	23-1.9



SCHNECKENBERG'S CAREER HIGHS

PTS— 8 vs. Florida State—Away 2-3-86
 FG— 3 vs. Brooklyn 1-31-86
 FGA— 4 vs. Brooklyn 1-31-86
 FG%— .750 (3 of 4) vs. Brooklyn 1-31-86
 FT— 4 vs. Florida State—Away 2-3-86
 FTA— 9 vs. Florida State—Away 2-3-86
 REB— 4 vs. Brooklyn 1-31-86
 AST— 2 vs. Maryland-Eastern Shore 2-12-86
 BS— None
 STL— 1 vs. Brooklyn 1-31-86
 MIN— 19 vs. Florida State—Away 2-3-86



34 TIM DAWSON


Junior... F... 6-7... 200
 Birthdate: August 7, 1964
 Baltimore, Maryland
 Dunbar High School

AT MIAMI: Fourth year junior who transferred to Miami in January of 1985 after spending his entire freshman year at George Washington University on a basketball scholarship ... an aggressive athlete who mixes it up under the boards ... his leadership on and off the floor helped guide the

young Hurricane squad of a year ago. **AS A THIRD YEAR SOPHOMORE IN 1985-86:** Could not compete until eighth game of the season (UCLA) due to NCAA transfer rules ... played ten games before having to sit out the remainder of the year with a thumb injury which occurred in the first half of the Baptist game (a 71-60 Miami win on 1/23/86)... provided a visible impact in the limited time he played as a physical force underneath the basket... top individual outing came against Towson State when he scored 11 points and had nine assists from the center position... collected nine rebounds for a career high against Hofstra, and pulled down eight key boards in Miami's stunning upset of Florida State (83-75) last January... although his playing time was limited, Dawson displayed his outstanding leaping ability by collecting five dunks in ten games (finishing third on the team in that category)... was an inspirational force on the bench during all 18 of the games in which he could not participate. **AS A SECOND YEAR SOPHOMORE IN 1984-85:** Spent the remainder of the year working out with the Miami "F" Troop after transferring from GWU in January... absorbed the majority of his mandatory one-year lay-off (NCAA transfer rule) during this time period when Miami played no games... **AS A FIRST YEAR FRESHMAN IN 1983-84:** Saw action in 25 games at George Washington while starting two contests... scored in double figures eight times while averaging 7.3 points and 3.5 rebounds per game... ranked third on team in rebounds (88), fourth in points (183), and fifth in minutes played (508)... top games came against Catholic (19 points, 7 rebs.), Rutgers (19 points, 3 rebs.) and Temple (15 points, 7 rebs.)... was the team's second leading performer in dunks (22) and blocked shots (37)... selected to the Atlantic 10 Conference's All Rookie team. **HIGH SCHOOL:** One of the most sought after forwards in the East... helped perennial powerhouse Dunbar High to a 59-0 record over two years and a national championship as a senior... averaged 12.0 points and 10.2 rebounds per game in final prep season en route to earning first team All Metro honors from all three Baltimore daily newspapers... also honorable mention All American pick by Street and Smith's, Basketball Weekly, and Blue Ribbon Magazine... never played in a losing game under head coach Bob Wade... played in high school with other current collegiate stars Tyrone Bogues (Wake Forest), David Wingate (Georgetown), and Reggie Williams (Georgetown). **PERSONAL:** Full name is Timothy Dawson... earned Dean's List recognition last year as a criminal justice major... enjoys playing guitar... Tim's father, Ellis B. Dawson, is a Baptist minister in Baltimore.


DAWSON'S CAREER TOTALS

Year	G-GS	MIN-AVG	FG-FGA	FG%	FT-FTA	FT%	REB-AVG	AST	STL	BLK	TO	PF-D	PTS-AVG
1983-84(GWU)	25-2	503-20	56-121	.562	47-71	.662	88-3.5	12	8	37	25	76-3	183-7.3
1985-86 (UM)	10-4	179-18	22-46	.478	10-19	.526	38-3.8	12	2	8	18	28-2	54-5.4
Totals	35-6	682-20	78-167	.467	57-90	.633	126-3.6	24	10	45	43	104-5	237-6.8



DAWSON'S CAREER HIGHS

PTS— 19 vs. Catholic* 12-1-83, Rutgers *1-28-84
 11 vs. Towson State 1-11-86
 FG— 4 vs. on three occasions
 FGA— 8 vs. Towson State 1-11-86
 FG%— .800 (4 of 5) vs. Arizona 1-18-86
 FT— 4 vs. New Orleans— Away 1-7-86
 FTA— 6 vs. Towson State 1-11-86, New Orleans— Home 2-15-86
 REB— 9 vs. Hofstra 1-4-86
 AST— 9 vs. Towson State 1-11-86
 BS— 3 vs. Fairfield 1-2-86
 STL— 1 vs. Hofstra 1-4-86, New Orleans— Away 1-7-86
 MIN— 33 vs. Towson State 1-11-86
 *while at George Washington University



42 MIKE NOBLET


Senior...F...6-7...205
 Birthdate: November 14, 1963
 Coral Springs, Florida
 Coral Springs High School

AT MIAMI: Will enter second season in Miami program as a walk-on... joins classmate Bob Schneckenberg as the 'Canes only non-scholarship players on a 15-man Miami roster... transferred to Miami after spending two years as a player at Broward Community College (North). **AS A**

JUNIOR IN 1985-86: Saw action in all but eight of Miami's games with his longest single game playing stint coming against Manhattan (13 minutes)... most significant contribution came in final 1:54 of the 'Canes win over Wisconsin-Green Bay (67-63) when he sank five of six free throw attempts to help secure Miami's only road victory of the season... proved to be a clutch free throw shooter throughout the entire year—sinking 9 of 11 from the stripe with less than four minutes remaining in the game... also made nine of his first ten UM free throw attempts... top scoring game was Wisconsin-Green Bay game (5 points) and best rebounding outing came at Florida (5)... earned starting assignment in Hurricanes' Exhibition game last year vs. an Australian All-Star squad. **1983-85:** In two years at Broward CC North, Noblet averaged 14.1 points per game while compiling a rebounding average of just over five... was named to the Dean's List in final junior college term with a 3.5 grade average. **HIGH SCHOOL:** Was a starter at forward for Coral Springs and averaged 17.0 points, 10.0 rebounds and five assists as a senior... team compiled a 23-6 record in final prep season... coached in high school by Earl Wilson. **PERSONAL:** Full name is John Michael Noblet... sports medicine major at UM.


NOBLET'S CAREER TOTALS

Year	G-GS	MIN-AVG	FG-FGA	FG%	FT-FTA	FT%	REB-AVG	AST	STL	BLK	TO	PF-D	PTS-AVG
1985-86	20-0	113-6	3-15	.200	14-23	.609	22-1.1	4	1	0	6	14-0	20-1.0



NOBLET'S CAREER HIGHS

PTS— 5 vs. Wisconsin-Green Bay 12-9-85
 FG— 1 on three occasions
 FGA— vs. Manhattan 12-28-85
 FG%— 1.000 (1 of 1) on three occasions
 FT— 5 vs. Wisconsin-Green Bay 12-9-85
 FTA— 6 vs. Wisconsin-Green Bay 12-9-85
 REB— 5 vs. Florida—Away 1-27-86
 AST— 1 vs. on four occasions
 BS— None
 STL— 1 vs. Florida—Away 1-27-86
 MIN— 13 vs. Manhattan 12-28-85



44 TIM HARVEY


Senior... C... 6-10... 245
 Birthdate: February 12, 1964
 Plainfield, New Jersey
 Plainfield High School

AT MIAMI: The first player to commit to Miami after the Hurricane program was reinstated... transferred to Miami (5/16/84) after spending two years in the Georgia Tech program... was one of the key figures involved in the recruiting process of many of Miami's players, served as

campus host to nearly all of the UM's recruits during the idle 1984-85 season. **AS A FOURTH YEAR JUNIOR IN 1985-86:** Started 15 of 27 games at center, missing one game (Towson State) with back injury... scored a season high 13 points on three occasions vs. The Citadel, Georgia, and Hartford... team leader in blocked shot with 46--collecting four in Hofstra and Dayton games... led team in rebounding in five games with top individual efforts coming against Georgia State (12), Hofstra (11), and American (10)... also grabbed nine rebounds in three other games... best overall game was in Miami's 70-63 win over Hofstra when he had 11 points, 11 rebounds, 4 blocked shots and only two fouls in 26 minutes... is an excellent passer and has solid court presence... collected five assists in Miami's win over Florida State and four others in 'Canes win over Brooklyn College. **AS A RED SHIRT JUNIOR IN 1984-85:** Sat out mandatory year (per NCAA transfer rules) while practicing with three other scholarship players and 11 walk-ons. **AS A SOPHOMORE IN 1983-84:** Played in 27 of 29 games for Georgia Tech with one start... was named the squad's Best Defensive Player... top performance of the year was an 11 point, seven rebound outing against Flagler... also equalled the seven rebound mark in win over Pepperdine. **AS A FRESHMAN IN 1982-83:** Started 19 of 29 games for the Yellow Jackets, while leading the squad in rebounding on six occasions... top performances of the year came against Iona (14 pts., 6 rbs.), North Carolina (13 pts., 7 rbs. and 12 pts., 8 rbs.), and Clemson (11 pts., 7 rbs.)... ranked fifth on team in minutes played (633), while finishing the year as the team's fourth leading rebounder (123)... also chipped in both of his three-point field goal attempts... named team's Most Improved Player. **HIGH SCHOOL:** Led Plainfield High to a 21-5 record and a Top 10 state ranking as a senior... also contributed 15 points and 15 rebounds per game in final year... named to Who's Who Among American High School Students as well as the National Honor Society... National English Merit Award Winner... two year member of tennis team... coached in high school by Rico Parenti. **PERSONAL:** Full name is Timothy Harvey, Jr.... business management major... family moved to Miami after Tim entered Tech.


HARVEY'S CAREER TOTALS

Year	G-GS	MIN-AVG	FG-FGA	FG%	FT-FTA	FT%	REB-AVG	AST	STL	BLK	TO	PF-D	PTS-AVG
1982-83 (GT)	28-19	633-23	58-127	.457	52-81	.642	123-4.4	31	7	23	50	94-5	170-6.1
1983-84 (GT)	27-1	385-15	29-66	.439	18-35	.514	64-2.3	23	6	8	27	61-3	76-2.7
1985-86 (UM)	27-15	658-24	78-162	.481	45-81	.556	159-5.9	50	11	46	77	94-8	201-7.4
TOTALS	82-35	1676-20	165-355	.465	115-197	.584	346-4.2	104	24	77	154	249-16	447-5.5



HARVEY'S CAREER HIGHS

PTS— 14 vs. Iona* 1-4-83
 13 vs. The Citadel 11-22-85, Hartford 3-3-86
 FG— 6 vs. Georgia 11-30-85
 FGA— 13 vs. on three occasions
 FG%— 1.000 (3 of 3) vs. Wisconsin-Green Bay 12-9-85,
 FSU Home 1-20-86
 FT— 5 vs. Hofstra 1-4-86
 FTA— 9 vs. Baptist 1-23-86
 REB— 12 vs. Georgia State 11-29-85
 AST— 5 vs. Florida State—Home 1-20-86
 BS— 4 vs. Hofstra 1-4-86, Dayton 2-8-86
 STL— 2 vs. U.C.L.A. 12-21-85, American 2-26-86
 MIN— 37 vs. Wisconsin 12-7-85
 *while at Georgia Tech University



45 MARK RICHARDSON


Sophomore... C/F... 6-10... 220
 Birthdate: September 16, 1966
 Rocky Mount, North Carolina
 Fork Union Military Academy, Va.
 Northern Nash High School

AT MIAMI: Started last 18 games of the season at center and forward for Miami... displayed one of the purest shooting touches on the team throughout entire rookie campaign. **AS A FIRST YEAR FRESHMAN IN 1985-86:** Scored in double figures in 11 of his 18 starts... top outing

was a 23 point (10-15 fg/3-3 ft) performance in Miami's 81-74 overtime loss to Arizona... Richardson was named CBS's Most Valuable Player for Miami in the Arizona game... moved into sixth place on the all-time UM single season field goal percentage chart (175 minimum attempts) with an even 50.0% mark (123-246)... turned in a hot 7-9 field goal shooting night to spark Miami to an upset over Florida State... hit for 16 points and grabbed a career high ten rebounds as the 'Canes surprised the Seminoles in the Knight Center (83-75)... was selected as the coaches' choice for Most Improved Player following the season... led the team in charges taken for the year with seven... participated in the 1986 U.S. Olympic Sports Festival in Houston, Texas last July as a member of the bronze medal South team... averaged just under 15 minutes per game for the South while drawing one starting assignment in four games. **PREP SCHOOL:** Attended Fork Union Military Academy in Fork Union, Virginia for one year after high school graduation... started entire season for Fork Union and earned MVP honors... averaged 14.4 points and 10.9 rebounds per game while leading squad to a 20-5 record... best game of 1984-85 season came against the University of North Carolina freshman team when he connected for 27 points and pulled down 22 rebounds in a 35 point victory... coached by Fletcher Arritt... Fork Union is the same prep school which produced current UM All American quarterback Vinny Testaverde. **HIGH SCHOOL:** Two year starter at center for Northern Nash High School... averaged over 12 points and ten rebounds per game as a senior while also being named team's Most Improved Player... was a first team All Big East Conference selection as a senior... lettered three years in cross country and one year in track (high jump) at Northern Nash... high school coach was Bobby Nunn. **PERSONAL:** Full name is Mark Anthony Richardson... majoring in business at Miami.

RICHARDSON'S CAREER TOTALS


Year	G-GS	MIN-AVG	FG-FGA	FG%	FT-FTA	FT%	REB-AVG	AST	STL	BLK	TO	PF-D	PTS-AVG
1985-86	28-18	669-24	123-246	.500	41-58	.707	131-4.7	13	7	7	39	77-4	287-10.3



RICHARDSON'S CAREER HIGHS

PTS— 23 vs. Arizona 1-18-86
 FG— 10 vs. Arizona 1-18-86
 FGA— 15 vs. Arizona 1-18-86
 FG%— 1.000 (4 of 4) vs. Wisconsin-Green Bay 12-9-85
 FT— 5 vs. Maryland-Eastern Shore 2-12-86
 FTA— 7 vs. Maryland-Eastern Shore 2-12-86
 REB— 10 vs. Florida State— Home 1-20-86
 AST— 2 vs. American 2-26-86
 BS— 1 vs. on seven occasions
 STL— 1 vs. on seven occasions
 MIN— 38 vs. Arizona 1-18-86

NEWCOMERS



22 FRANK KIRKMAN

Freshman... F... 6-7... 175
Birthdate: April 2, 1967
Ft. Lauderdale, Florida
Western High School

AT MIAMI: Signed a national letter of intent with the Hurricane program in the spring of 1986... will be the only scholarship player on the Hurricane roster from Broward County. **HIGH SCHOOL:** The 1985-86 Broward County Player of the Year with a 27.9 scoring average, Kirkman

was a Class AAA first team All State selection after leading his Western High School team to a 19-6 record and a third place district finish... hit 54.0% of his field goal attempts as a senior (300-559) and 80.0% of his free throws (126-160), while collecting a state record 185 blocked shots (71 per game)... also averaged 14.3 rebounds per outing in final prep season... tallied 1,912 career points in three-and-a-half years as a starter (23.1 career avg.)... also topped the 1,000 mark in rebounding with a 1,060 for a career average of 12.8 per game... established Class AAA state records for most blocked shots in a game (17), and most blocked shots in a season (185) and a career (434)... earned all state honorable mention honors as a junior, scoring 26.4 points per game and averaging 14.4 rebounds... captured two summer slam dunk contests in Pompano Beach (1985) and Plantation City (1984)... also was a standout performer in track and field... Broward County high jump champion in senior year with a 6' 6" effort... advanced to the state finals in the high jump for three straight years... coached in high school by Tom Turman. **PERSONAL:** Full name is Franklin Jay Kirkman... major is undecided at Miami.




35 LEMUEL HOWARD

Freshman... F... 6-6... 185
Birthdate: January 24, 1968
Atlanta, Georgia
Douglass High School

AT MIAMI: Signed national letter of intent to attend Miami in the spring of 1986... becomes the only Hurricane from the state of Georgia on the 1986-87 roster. **HIGH SCHOOL:** Two year starter at Douglass High School... was named the team's Most Valuable Player in both seasons...

... earned second team All State honors following a senior season in which he averaged 19.1 points and 12.2 rebounds per game, while leading team to an 18-8 record... scored 23.1 points per game and grabbed 14.1 rebounds as a junior, while gaining honorable mention All State recognition... last summer (1986) was a starter on Georgia's entry into the national AAU Tournament... helped team to a Southeast Regional champi-

onship and a semi-final finish overall... also participated in the Georgia North-South All Star game following final year of high school competition... participated in track as a long jumper... coached in high school by Donald Dollar. **PERSONAL:** Full name is Lemuel Howard... major is undecided... Lemuel's father, Robert Howard, is a member of the PGA Seniors' Tour.



50 TITO HORFORD

Freshman... C... 7-1... 245
Birthdate: January 19, 1966
LaRomana, Dominican Republic
Marian Christian High School
(Houston, Texas)

AT MIAMI: Will become eligible to play for the Hurricanes in game No. 6 vs. Dartmouth on December 20, 1986 after sitting out entire academic year (per NCAA transfer regulations)... officially enrolled at UM on January 21, 1986 after transferring from Louisiana State University... the

first consensus high school All-American to join the young UM program... has the physical presence, athletic ability and potential to make an impact on the progress of the Miami program... began practicing with the UM team immediately after enrolling in January. **PRIOR TO MIAMI:** Originally signed a national letter of intent to attend Houston in November of 1984, but chose to attend LSU when the letter was ruled invalid by the NCAA... developed an initial interest in Miami after reading Sports Illustrated's feature article on the Hurricane program which appeared in the January 6, 1986 issue. **HIGH SCHOOL:** The nation's top center recruit while playing at Marian Christian High School... named to almost every major basketball publication's first team All American roster... Texas high school Player of the Year in 1985... also named All-Greater Houston, All District and All State as a senior... averaged 18 points 12 rebounds and six blocked shots per game in senior year... led team to three consecutive private school state championships... once scored 30 points with 13 blocked shots and 12 dunks in a high school game... played in McDonalds' High School All-American Classic in Dallas in April of 1985... coached in high school by Bob Gallagher. **PERSONAL:** Full name is Alfredo William Horford... was nicknamed "Tito" because he was so small at birth, having arrived in the seventh month of pregnancy... instantly became a popular figure with the Latin community in Miami, as Spanish is his native language... is a regular fixture at UM home baseball games in the spring, coming from the baseball-rich country of the Dominican Republic... his older brother played professional baseball in the Houston Astros organization, and his boyhood hero was fellow countryman Juan Marichal... was a familiar figure in pick-up games with Ralph Sampson and Akeem Olajuwon while in high school in Houston.



55 JOE ROSS

Freshman... F/C... 6-10... 210

Birthdate: June 7, 1967

Ypsilanti, Michigan


Lincoln High School

AT MIAMI: Signed a national letter of intent to attend Miami in the spring of 1986... is one of the four tallest members of the Hurricane squad, along with Tito Horford (7-1), Tim Harvey (6-10) and Mark Richardson (6-10)... the only member of the Miami roster from the state of

Michigan. **HIGH SCHOOL:** Averaged 16.7 points and 13.1 rebounds as a senior at Lincoln High School... led team to its first Southeastern Conference finish in over 20 years... team also captured District championship... earned team Most Valuable Player honors in junior and senior seasons... established school records for blocked shots and most rebounds in a career... third team All State selection, while also earning All Conference, All Area and All Region honors... led team to an 18-4 record as a senior and a 17-5 mark in junior year... coached in high school by Bob Rowley. **PERSONAL:** Full name is Joseph Allen Ross... major is undecided at Miami.



The 1985 AMI Classic Champions.



CENTRAL FLORIDA KNIGHTS

NOVEMBER 28-29, 1986
AMI CLASSIC
JAMES L. KNIGHT CENTER
MIAMI, FLORIDA



GENERAL INFORMATION

Location: Orlando, Florida
School Founded: 1963
Enrollment: 17,000
Conference: Independent
Nickname: Knights
Colors: Black and Gold
Home Arena: UCF Gymnasium
Capacity: 2,800
All Time Record: 308-142
All Time Record vs. UM: 0-0
1985-86 Record: 6-22

1985-86 RESULTS (6-22)

Opponent	W-L	Score
GEORGE MASON	L	58-74
FLORIDA	L	57-86
GEORGIA SOUTHERN	W	73-71
MERCER	L	67-81
SOUTHWEST LOUISIANA	L	47-85
TENNESSEE TECH	L	62-77
FLORIDA SOUTHERN	L	73-97
JACKSONVILLE	L	47-67
SOUTH ALABAMA	L	46-64
AUBURN	L	49-78
VALDOSTA	L	46-55
FLORIDA STATE	L	58-76
FLORIDA A & M	L	75-84
ARMSTRONG STATE	W	79-62
SOUTH CAROLINA	L	73-79
FLORIDA A & M	L	91-105
ROLLINS	W	70-68
BAPTIST	L	67-76
AKRON	L	70-81
CAMPBELL	W	68-56
HOWARD	W	73-70
SOUTH FLORIDA	L	65-81
STETSON	L	81-87
BETHUNE-COOKMAN	L	62-78
THE CITADEL	L	66-72
BAPTIST	L	74-77
MERCER	L	62-69
STETSON	L	59-87

PERSONNEL INFORMATION

President: Dr. Trevor Colbourn
(University of London, 1948)
Athletic Director: Gene McDowell
(Florida State, 1963)
SID: Neil LaBar (Florida State, 1957)
SID Phone: (305) 275-2464/2729
SID Home Phone: (305) 671-6140
Basketball SID: Bob Cefalo
(Indiana State, 1980)
Home Phone: (305) 273-4291
Telecopier Phone: (305) 275-2464/2729
Press Row Phone: (305) 275-5003

1986-87 SCHEDULE


Nov.	28	AMI Classic
	29	UCF, Miami, Penn St., LaSalle
Dec.	4	Florida State
	6	Georgia
	10	Florida
	13	Hartford, CT
	17	RIDER
	19	UCF INVITATIONAL
	20	LONG ISLAND UNIV., CAMPBELL COASTAL CAROLINA
	29	Red Lobster Classic
	30	UCF, FSU, U of Tenn., Alcorn State
Jan.	5	WESTERN ILLINOIS
	8	CENTRAL CONNECTICUT STATE
	10	DELAWARE STATE
	12	MARYLAND EASTERN SHORE
	15	ARMSTRONG STATE
	21	ROLLINS COLLEGE
	24	South Alabama
	29	Bethune Cookman
Feb.	3	Armstrong State
	7	Western Kentucky
	10	FLAGLER COLLEGE
	14	GEORGIA SOUTHERN
	18	South Florida
	21	FLORIDA INSTITUTE OF TECHNOLOGY
	25	BETHUNE COOKMAN
Mar.	28	FLORIDA INTERNATIONAL
	2	Howard University

HEAD COACH PHIL CARTER

Alma Mater: Jacksonville, 1973
Office Phone: (305) 275-2028
Best Time to Call: 10:00 a.m.-noon
Years as College Head Coach: 5th
Overall Collegiate Record: 38-58
Years at Central Florida: 2nd
Record at Central Florida: 6-22



Phil Carter



Pat Crocklin

ASSISTANT COACHES

NAME	ALMA MATER/YEAR
Tabin Baldwin	Notre Dame/1981
Eric Dennis	undergrad assistant
Brent Wellman	Indiana State

STARTERS LOST

Name	Pos	Ht	Wt	Class	Pts	Rebs	Ast
Sam Alexander	F	6-6	210	Sr.	10.8	4.8	34

STARTERS RETURNING

Name	Pos	Ht	Wt	Class	Pts	Rebs	Ast
Patrick Crocklin	F	6-4	210	So.	11.7	4.0	29
Tony Marini	C	6-8	220	Sr.	10.5	5.9	20
Faronte Roberson	G	6-1	180	Sr.	10.2	2.3	48
Cummings Jacobs	G	6-4	175	Sr.	9.3	4.8	43

ADDITIONAL LETTERMEN LOST

Name	Pos	Ht	Wt	Class	Pts	Rebs	Ast
Tom Cubit	G	6-3	175	Sr.	3.1	1.5	13

ADDITIONAL LETTERMEN RETURNING

Name	Pos	Ht	Wt	Class	Pts	Rebs	Ast
George Beaton	G	6-2	220	Sr.	7.2	2.6	5
Chris Wallen	G	6-0	165	Jr.	6.7	1.2	55
John Marini	F	6-6	205	Jr.	0.8	1.2	8


TOP NEWCOMERS

Name	Pos	Ht	Wt	Class	Pts	Rebs	Ast
Edsel Bester	G	6-0	180	Fr.	—	—	—
Bob Blackwood	F	6-5	200	Fr.	—	—	—
Brenton Earley	C	6-8	200	Fr.	—	—	—
John Friday	F	6-6	220	Sr.	—	—	—
Stan Haithcock	F	6-6	190	Jr.	—	—	—
Greg Johnson	F	6-7	185	Jr.	—	—	—
Jimmy McCrimmon	G	6-1	185	Jr.	—	—	—
Kenny McGee	F	6-6	195	Jr.	—	—	—
Bryant Woodford	G	6-2	195	Jr.	—	—	—

played in '84-85,
did not play last yr.
played at
Sheridan JC (Wyo)
played at Seminole JC (FL)
played at Seminole JC (FL)
Redshirt '85-86
Redshirt '85-86
(Pensacola JC)

LASALLE EXPLORERS

NOVEMBER 28-29, 1986
AMI CLASSIC
JAMES L. KNIGHT CENTER
MIAMI, FLORIDA



GENERAL INFORMATION

Location: Philadelphia, Pennsylvania
School Founded: 1863
Enrollment: 3,200
Conference: Metro Atlantic Athletic
Nickname: Explorers
Colors: Blue, Gold
Home Arena: The Palestra
Capacity: 9,208
All Time Record: 887-493
All Time Record vs. UM: 9-4
1985-86 Record: 14-14
1985-86 Conference Record: 8-6
Conference Finish: Third

1985-86 RESULTS (14-14)

Opponent	W-L	Score
MONMOUTH	W	72-69
NIAGARA	W	92-75
MAINE	W	103-70
VILLANOVA	L	46-50
SYRACUSE	L	72-97
OHIO	L	65-70
PENNSYLVANIA	L	80-86
PRINCETON	W	58-48
FORDHAM	W	78-66
TEMPLE	L	58-81
BOWLING GREEN	W	94-54
ST. PETER'S	L	63-69
NOTRE DAME	L	63-77
FAIRFIELD	L	57-61
HOLY CROSS	W	89-63
IONA	L	66-74
MANHATTAN	W	89-74
IONA	W	80-68
ARMY	L	52-54
LOUISVILLE	L	60-72
FORDHAM	L	54-70
ST. PETER'S	W	62-54
FAIRFIELD	L	53-55
HOLY CROSS	W	81-68
MANHATTAN	W	101-63
ARMY	W	73-61
ST. JOSEPH'S	W	74-69
HOLY CROSS	L	70-72

PERSONNEL INFORMATION

President: Br. F. Patrick Ellis, Ph. D.
(Catholic University, 1951)
Athletic Director: TBA
SID: Frank Bertucci (Temple, 1968)
SID Phone: (215) 951-1605
SID Home Phone: (215) 342-8487
Basketball SID: Frank Bertucci
Home Phone: same
Telecopier Phone: (215) 951-1694
Press Row Phone: (215) 898-6159

1986-87 SCHEDULE


Nov. 28-29	AMI Classic, Miami, FL (La Salle, Miami, Central Florida, Penn State)
Dec. 3	TEMPLE
6	ARMY
8	VILLANOVA
13	Maine
19-20	Hawaiian Tropic Classic (La Salle, Stetson, Eastern Kentucky, Georgia)
26-27	Jostens Philadelphia Classic (La Salle, St. Joseph's, Bradley, Northeastern)
Jan. 3	NORTH CAROLINA
6	IONA
10	MANHATTAN
13	Holy Cross
17	Fairfield
20	ST. PETER'S
23	FORDHAM
25	DEPAUL
28	Iona
31	Army
Feb. 4	Notre Dame
7	Manhattan
10	HOLY CROSS
13	FAIRFIELD
16	PENNSYLVANIA
18	St. Peter's
21	Fordham

HEAD COACH BILL (SPEEDY) MORRIS

Alma Mater: Roman Catholic H.S., 1960
Office Phone: (215) 951-1505
Best Time to Call: Mornings
Years as College Head Coach: 3rd
Overall Collegiate Record: 43-17 (2 yrs. women)
Years at La Salle: 3rd (1st yr. men)
Record at La Salle: 0-0



Bill (Speedy) Morris



Larry Koretz

ASSISTANT COACHES

NAME	ALMA MATER/YEAR
Frank Dunphy	La Salle/1970
Joe Mihalich	La Salle/1978
Sam Rines	Cheyney State/1968

STARTERS LOST

Name	Pos	Ht	Wt	Class	Pts	Rebs	Ast
Chip Greenberg	G	6-4	185	Sr.	16.8	5.2	106

STARTERS RETURNING

Name	Pos	Ht	Wt	Class	Pts	Rebs	Ast
Larry Koretz	F	6-7	225	Sr.	13.2	5.1	45
Tim Legler	G	6-4	200	Jr.	12.9	3.9	53
Craig Conlin	C	6-6	225	So.	8.3	3.6	10
Len Robinson	G	6-1	175	So.	6.8	2.7	98

ADDITIONAL LETTERMEN LOST

Name	Pos	Ht	Wt	Class	Pts	Rebs	Ast
Dallas Philson	G	6-0	170	Sr.	3.6	1.0	18
Mike Bologitz	G	5-9	160	Sr.	0.3	0.5	2

ADDITIONAL LETTERMEN RETURNING

Name	Pos	Ht	Wt	Class	Pts	Rebs	Ast
Rich Tarr	G	6-0	170	Jr.	6.4	2.3	31
Eric Lee	C/F	6-7	200	Jr.	4.5	2.1	4
Ron Barnes	C	6-8	220	Sr.	3.4	3.6	8
Gary Jones	G	6-2	185	Sr.	1.3	1.4	40
Ken Palczewski	F	6-7	225	Jr.	1.2	1.1	2
Terence Jackson	G	5-8	155	Jr.	0.0	0.5	2

TOP NEWCOMERS

Name	Pos	Ht	Wt	Class	Pts	Rebs	Ast
Lionel Simmons	F	6-6	195	Fr.	28.6	17.5	-
Marvin Woods (transfer)	F/G	6-4	195	So.	-	-	-

**PENN STATE
NITTANY LIONS**
NOVEMBER 28-29, 1986
AMI CLASSIC
JAMES L. KNIGHT CENTER
MIAMI, FLORIDA

GENERAL INFORMATION

Location: State College, Pennsylvania
School Founded: 1855
Enrollment: 27,000
Conference: Atlantic 10
Nickname: Nittany Lions
Colors: Blue and White
Home Arena: Rec Hall
Capacity: 7,200
All Time Record: 962-667
All Time Record vs. UM: 0-0
1985-86 Record: 12-17
1985-86 Conference Record: 5-13
Conference Finish: Ninth

1985-86 RESULTS (12-17)

Opponent	W-L	Score
LOCK HAVEN	W	79-54
NAVY	L	50-103
OKLAHOMA	L	63-85
I.U.P.	W	76-58
MORGAN STATE	W	78-51
WAGNER	W	86-76
LONG BEACH STATE	L	45-47
VALPARAISO	W	52-40
RUTGERS	W	65-56
ST. JOSEPH'S	L	42-72
MASSACHUSETTS	W	64-63
RHODE ISLAND	L	60-66
DUQUESNE	L	78-79
WEST VIRGINIA	L	53-63
ST. BONAVENTURE	L	68-87
EAST CAROLINA	W	85-57
TEMPLE	L	36-76
GEORGE WASHINGTON	L	61-65
ST. JOSEPH'S	W	59-54
RUTGERS	W	74-59
RHODE ISLAND	L	77-78
WEST VIRGINIA	L	46-61
DUQUESNE	L	55-65
MASSACHUSETTS	L	52-56
ST. BONAVENTURE	L	65-66
GEORGE WASHINGTON	W	61-56
TEMPLE	L	46-61
RHODE ISLAND	W	50-47
ST. JOSEPH'S	L	51-59



PERSONNEL INFORMATION


President: Dr. Bryce Jordan (Texas, 1948)
Athletic Director: Jim Yarman (Gettysburg, 1952)
SID: TBA
SID Phone: (814) 865-1757
SID Home Phone:
Basketball SID: Pete Kowalski (Penn State, 1978)
Home Phone: (814) 863-3516
Telecopier Phone: (814) 863-3165
Press Row Phone: (814) 863-3516

1986-87 SCHEDULE


Nov.	9	MARATHON OIL AT REC HALL (EXHIBITION)
	22	BLUE-WHITE GAME AT REC HALL
	28	AMI Classic at James L. Knight Convention Center, Miami
	29	Field: Penn State, LaSalle, Central Florida, Miami
Dec.	4	Rhode Island
	7	LOYOLA (MD.)
	10	LEHIGH
	13	Vermont Gymnasium
	20	JUNIATA
	27	LOCK HAVEN
	30	East Carolina
Jan.	3	St. Joseph's
	5	MASSACHUSETTS
	8	West Virginia
	10	Duquesne
	12	RUTGERS
	17	St. Bonaventure
	22	TEMPLE
	24	GEORGE WASHINGTON
	29	Rutgers
	31	ST. JOSEPH'S
Feb.	2	RHODE ISLAND
	5	DUQUESNE
	7	WEST VIRGINIA
	9	Massachusetts
	14	ST. BONAVENTURE
	19	George Washington
	21	Temple

**HEAD COACH
BRUCE PARKHILL**

Alma Mater: Lock Haven, 1971
Office Phone: (814) 865-5494
Best Time to Call: 10:00 a.m.-noon
Years as College Head Coach: 10th
Overall Collegiate Record: 114-133
Years at Penn State: 4th
Record at Penn State: 25-58



Bruce Parkhill



Tom Hovasse

ASSISTANT COACHES

NAME	ALMA MATER/YEAR
Brian Hill	Kennedy (Neb.)/1969
Jerry Dunn	George Mason/1980

STARTERS LOST

Name	Pos	Ht	Wt	Class	Pts	Rebs	Ast
None							

STARTERS RETURNING

Name	Pos	Ht	Wt	Class	Pts	Rebs	Ast
Brian Allen	G	6-3	180	So.	6.9	2.0	69
Paul Murphy	G	6-3	170	Sr.	10.1	2.8	90
Jim Newcomer	C	6-11	225	Jr.	4.1	2.0	7
Wes Jones	F	6-4	200	Sr.	5.9	5.0	59
Mike Peapos	F	6-8	200	Jr.	7.5	5.6	19

ADDITIONAL LETTERMEN LOST

Name	Pos	Ht	Wt	Class	Pts	Rebs	Ast
Paul Madison	G	6-1	170	So.	1.9	1.0	16
Bill Pollock	C	6-10	220	Sr.	3.0	1.9	10
Tony Ward	G	6-1	170	Jr.	10.2	3.9	52

ADDITIONAL LETTERMEN RETURNING

Name	Pos	Ht	Wt	Class	Pts	Rebs	Ast
Christian Appleman	G	6-0	160	So.	0.5	0.1	2
Bruce Blake	F	6-5	200	So.	2.2	1.1	6
Carl Charabscz	F	6-8	200	Sr.	9.5	4.0	36
Kip DeWitt	F	6-5	190	Sr.	1.3	0.5	3
Tom Hovasse	F	6-8	190	So.	12.7	5.1	21

TOP NEWCOMERS

Name	Pos	Ht	Wt	Class	Pts	Rebs	Ast
Rodney Henderson	G/F	6-6	185	Fr.	12.0	10.0	—
Mike Iuzzolino	G	6-0	160	Fr.	25.9	3.0	—
Darrell Ricks	G	6-4	180	Fr.	13.0	4.0	—
Ed Fogell	F	6-9	200	Fr.-R	—	—	—

NORTH CAROLINA TAR HEELS

DECEMBER 6, 1986

3:00 P.M. (EST)

SMITH CENTER

CHAPEL HILL, NORTH CAROLINA



GENERAL INFORMATION

Location: Chapel Hill, North Carolina

School Founded: 1789

Enrollment: 22,021

Conference: Atlantic Coast

Nickname: Tar Heels

Colors: Carolina Blue and White

Home Arena: Smith Center

Capacity: 21,444

All Time Record: 1,371-511

All Time Record vs. UM: 2-0

1985-86 Record: 28-6

1985-86 Conference Record: 10-4

Conference Finish: Third

PERSONNEL INFORMATION

President: C.D. Spangler

(North Carolina, 1954)

Athletic Director: John D. Swofford

(North Carolina, 1971)

SID: Rick Brewer (North Carolina, 1971)

SID Phone: (919) 962-2123/1376

SID Home Phone: (919) 929-2721

Basketball SID: Rick Brewer

Home Phone: Same

Telecopier Phone: n/a

Press Row Phone: (919) 962-7175

1985-86 RESULTS (28-6)

Opponent	W-L	Score
UCLA	W	107-70
IONA	W	110-67
MISSOURI	W	84-63
PURDUE	W	73-62
NEVADA-LAS VEGAS	W	65-60
RUTGERS	W	114-71
OHIO UNIVERSITY	W	99-57
JACKSONVILLE	W	69-65
STANFORD	W	89-55
THE CITADEL	W	104-51
MANHATTAN	W	129-45
BROWN	W	115-63
FLORIDA STATE	W	109-64
N.C. STATE	W	90-79
FORDHAM	W	92-68
WAKE FOREST	W	89-65
MARYLAND	W	71-67
DUKE	W	95-92
MARQUETTE	W	66-64
GEORGIA TECH	W	85-77
NOTRE DAME	W	73-71
VIRGINIA	L	73-86
CLEMSON	W	85-67
GEORGIA TECH	W (OT)	78-77
WAKE FOREST	W	91-62
CLEMSON	W	79-64
MARYLAND	L (OT)	72-77
N.C. STATE	L	65-76
VIRGINIA	W	85-79
DUKE	L	74-82
MARYLAND	L	75-85
UTAH	W	84-72
ALABAMA-BIRMINGHAM	W	77-59
LOUISVILLE	L	79-94

1986-87 SCHEDULE

Dec.	1	UCLA
	3	STETSON
	6	MIAMI OF FLORIDA
	13	JACKSONVILLE
	20	ILLINOIS
	22	Furman
	27	Kansas State
	29-30	Cotton Bowl Classic (Carolina vs. Purdue, SMU vs. Towson State in first round)
Jan.	3	LaSalle
	8	MARYLAND
	10	Duke
	14	Virginia
	18	N.C. STATE
	22	Wake Forest
	24	GEORGIA TECH
	28	Clemson
Feb.	1	Notre Dame
	5	N.C. State
	8	VIRGINIA
	11	WAKE FOREST
	14	Maryland
	15	MARQUETTE
	18	EAST TENNESSEE STATE
	21	CLEMSON
	26	DUKE
Mar.	1	Georgia Tech
	6-8	ACC Tournament

HEAD COACH DEAN SMITH

Alma Mater: Kansas, 1953

Office Phone: (919) 962-1154


Best Time to Call: 11:00 a.m.-noon

Years as College Head Coach: 26th


Overall Collegiate Record: 579-171

Years at North Carolina: 26th

Record at North Carolina: 579-171



Dean Smith



Kenny Smith

ASSISTANT COACHES

NAME	ALMA MATER/YEAR
Bill Guthridge	Kansas State/1960
Roy Williams	North Carolina/1972
Randy Weil	North Carolina/1979
Dick Harp	Kansas/1941

STARTERS LOST

Name	Pos	Ht	Wt	Class	Pts	Rebs	Ast
Brad Daugherty	C	6-11	245	Sr.	20.2	9.0	61
Steve Hale	G	6-4	180	Sr.	11.3	3.2	152

STARTERS RETURNING

Name	Pos	Ht	Wt	Class	Pts	Rebs	Ast
Kenny Smith	G	6-3	165	Sr.	12.0	2.2	210
Joe Wolf	F	6-10	235	Sr.	10.0	6.6	72
Jeff Lebo	G	6-2	180	So.	9.2	2.5	137

ADDITIONAL LETTERMEN LOST

Name	Pos	Ht	Wt	Class	Pts	Rebs	Ast
Warren Martin	C	6-11	243	Sr.	6.9	4.5	18
James Daye	G	5-11	160	Sr.	0.7	0.3	7

ADDITIONAL LETTERMEN RETURNING

Name	Pos	Ht	Wt	Class	Pts	Rebs	Ast
Dave Popson	F	6-10	210	Sr.	4.0	2.6	20
Curtis Hunter	F/G	6-4 1/4	193	Sr.	3.9	1.4	46
Kevin Madden	F	6-5	215	So.	4.9	1.8	38
Ranzino Smith	G	6-1	189	Jr.	4.6	1.0	18
Steve Bucknall	F	6-6	210	So.	2.5	1.5	19
Michael Norwood	G	6-2	210	Sr.	0.8	0.7	2

TOP NEWCOMERS

Name	Pos	Ht	Wt	Class	Pts	Rebs	Ast
Pete Chilcutt	F	6-8	225	Fr.	-	-	-
Jeff Denny	G	6-4	185	Fr.	-	-	-
J. R. Reid	F/C	6-9	240	Fr.	-	-	-
Scott Williams	C	6-9 1/2	215	Fr.	-	-	-

WISCONSIN BADGERS

DECEMBER 8, 1986
7:30 P.M. (EST)
JAMES L. KNIGHT CENTER
MIAMI, FLORIDA

GENERAL INFORMATION

Location: Madison, Wisconsin
School Founded: 1848
Enrollment: 45,050
Conference: Big 10
Nickname: Badgers
Colors: Cardinal and White
Home Arena: UW Fieldhouse
Capacity: 12,204
All Time Record: 931-822
All Time Record vs. UM: 1-0
1985-86 Record: 12-16
1985-86 Conference Record: 4-14
Conference Finish: Ninth

1985-86 RESULTS (12-16)

Opponent	W-L	Score
SOUTH CAROLINA	W	68-65
CAL STATE-LA	W	104-88
MARQUETTE	W	75-74
SAN FRANCISCO STATE	W	90-61
EAST TEXAS STATE	W	82-60
MIAMI (FL)	W	88-66
WASHINGTON STATE	W	74-68
NORTHERN ILLINOIS	W	76-67
BOSTON COLLEGE	L	72-74
PRINCETON	L	49-54
NORTHWESTERN	W	57-52
OHIO STATE	L	61-78
INDIANA	L	69-80
ILLINOIS	L	54-73
PURDUE	L	73-100
MINNESOTA	L	65-67
IOWA	W	69-63
MICHIGAN STATE	L	81-83
MICHIGAN	L	64-91
INDIANA	L	69-78
OHIO STATE	L	71-73
PURDUE	L	78-80
ILLINOIS	L	74-82
IOWA	L	48-101
MINNESOTA	W	70-64
MICHIGAN	L	74-97
MICHIGAN STATE	L	71-84
NORTHWESTERN	W	70-68



PERSONNEL INFORMATION

Chancellor: Irving Shain (Washington, 1949)
Athletic Director: Elroy L. Hirsch
(Baldwin-Wallace, 1951)
SID: Jim Mott (Wisconsin, 1951)
SID Phone: (608) 262-1811
SID Home Phone: (608) 233-5009
Basketball SID: Jim Mott
Home Phone: Same
Telecopier Phone: (608) 262-1811
Press Row Phone: (608) 263-2249

1986-87 SCHEDULE

Nov.	5	BULGARIAN NATIONAL TEAM (Exhibition)
	28	NEBRASKA-OMAHA
	29	SOUTH FLORIDA
Dec.	1	Marquette
	4	SOUTH CAROLINA
	6	Central Michigan
	8	Miami (Florida)
	10	NORTH DAKOTA STATE
	11	Northern Illinois (Rockford, IL)
	22	EASTERN ILLINOIS
	23	KENTUCKY STATE
	27	Hawaii at Rainbow Classic Tournament (California vs. Florida) (Kansas vs. Pittsburgh) (Arkansas vs. Ohio State)
	29	Second Round at Rainbow Classic
	30	Consolation and Championship Games at Rainbow Classic
Jan	3	Minnesota
	5	Iowa
	8	ILLINOIS
	10	PURDUE
	15	Indiana
	17	Ohio State
	22	MICHIGAN STATE
	24	MICHIGAN
	31	Northwestern
Feb	5	Purdue
	7	Illinois
	12	OHIO STATE
	16	INDIANA
	18	Michigan
	21	Michigan State
Mar	1	NORTHWESTERN
	5	MINNESOTA
	8	IOWA

HEAD COACH STEVE YODER

Alma Mater: Illinois Wesleyan, 1962
Office Phone: (608) 262-4597
Best Time to Call: 9:00 a.m.-noon
Years as College Head Coach: 10th
Overall Collegiate Record: 119-132
Years at Wisconsin: 5th
Record at Wisconsin: 42-70



Steve Yoder



J.J. Weber

ASSISTANT COACHES

NAME	ALMA MATER/YEAR
Roy McCallum	Ball State/1983
Brad McNulty	Purdue/1976
Chris Benetti	MacMurray/1980

STARTERS LOST

Name	Pos	Ht	Wt	Class	Pts	Rebs	Ast
Rick Olson	G	6-1	170	Grad.	20.4	2.4	43
Gregg Steinhaus	F	6-9	220	Grad.	6.2	3.1	43

STARTERS RETURNING

Name	Pos	Ht	Wt	Class	Pts	Rebs	Ast
J.J. Weber	F	6-7	230	Sr.	11.8	5.8	55
Rod Ripley	F	6-8	230	Sr.	8.7	6.9	50
Shelton Smith	G	6-0	175	Jr.	13.2	1.6	44
Mike Heineman	G	6-3	185	Sr.	7.9	3.5	100

ADDITIONAL LETTERMEN RETURNING

Name	Pos	Ht	Wt	Class	Pts	Rebs	Ast
Trent Jackson	G	6-1	180	So.	5.8	1.4	24
Tom Molaski	G-F	6-6	205	So.	4.4	2.7	55
Dann Schubring	C	6-9	225	So.	1.1	1.8	15
Pollis Robertson	F	6-7	220	So.	1.4	1.0	1
Rob Willey	F	6-9	220	So.	0.4	0.4	0

ADDITIONAL LETTERMEN LOST

Name	Pos	Ht	Wt	Class	Pts	Rebs	Ast
Jay Laszewski	C	6-8	220	Grad.	3.1	1.8	12

TOP NEWCOMERS

Name	Pos	Ht	Wt	Class	Pts	Rebs	Ast
Danny Jones	F	6-6	235	Fr.	21.5	9.6	-
Kurt Portmann	F	6-11	215	Fr.	14.6	9.7	-
Rodney Tapp	G	6-0	170	Jr.	19.1	4.0	-
Sean Fleming	G	6-2	195	Fr.	18.0	5.0	-
Byron Robinson	G	6-4	180	Fr.	19.5	9.0	-

WINTHROP COLLEGE EAGLES

DECEMBER 14, 1986

2:00 P.M. (EST)

JAMES L. KNIGHT CENTER

MIAMI, FLORIDA

GENERAL INFORMATION

Location: Rock Hill, South Carolina

School Founded: 1886

Enrollment: 5,000

Conference: Big South

Nickname: Eagles

Colors: Garnett and Gold

Home Arena: Winthrop Coliseum

Capacity: 6,100

All Time Record: 160-100

All Time Record vs. UM: 0-0

1985-86 Record: 20-9

1985-86 Conference Record: 6-4

Conference Finish: Second



PERSONNEL INFORMATION

President: Dr. Martha K. Piper (Elmhurst College, 1960)

Athletic Director: Steve Vacendak (Duke, 1966)

SID: Sam Copeland (Clemson, 1969)

SID Phone: (803) 329-2140

SID Home Phone: (803) 285-6105

Basketball SID: Sam Copeland

Home Phone: Same

Telecopier Phone: (803) 329-2140

Press Row Phone: (803) 329-2140

1985-86 RESULTS (20-9)

Opponent	W-L	Score
WINGATE	W	94-67
BELMONT ABBEY	W	77-65
JOHNSON C. SMITH	W	89-87
PFEIFFER	L	66-68
MORRIS	W	132-73
PIEDMONT	W	90-53
NEWBERRY	W	82-61
APPALACHIAN STATE	L	61-69
COASTAL CAROLINA	L	68-94
EAST CAROLINA	L	69-77
PRESBYTERIAN	L	57-64
LONGWOOD	W	80-68
PEMBROKE STATE	W (2OT)	102-99
ARMSTRONG STATE	L	75-76
NEWBERRY	W	71-54
CENTRAL WESLEYAN	W	91-66
ALLEN	W	72-54
BENEDICT	W	96-72
LONGWOOD	L	58-67
UNC-ASHEVILLE	L	60-68
RADFORD	W	65-60
PFEIFFER	W	80-62
CAMPBELL	W	69-58
ASHEVILLE	W	76-71
COASTAL CAROLINA	W	79-65
ARMSTRONG STATE	W (OT)	98-81
BENEDICT	W	101-76
ARMSTRONG STATE	W	76-72
AUGUSTA	L	79-87

1986-87 SCHEDULE

Nov.	20	IRISH NATIONALS (EXHIBITION)
	28	Maryland - Eastern Shore
	29	METHODIST COLLEGE
Dec.	4	University of Maryland
	6	Towson State
	8	GREENSBORO COLLEGE
	14	University of Miami
	17	Furman University
	22	Brooklyn College
	30	New Mexico
Jan.	3	Air Force
	5	Campbell University
	8	Baptist College
	10	University of New Orleans
	12	Augusta College
	15	BAPTIST COLLEGE
	19	Radford University
	24	CAMPBELL UNIVERSITY
	26	Clemson University
	28	RADFORD UNIVERSITY
	31	FURMAN UNIVERSITY
Feb.	5	WAKE FOREST UNIVERSITY
	9	North Carolina State
	12	Howard
	14	AUGUSTA COLLEGE
	16	EAST CAROLINA UNIVERSITY
	18	BROOKLYN COLLEGE
	23	Loyola
	26-28	BIG SOUTH CONFERENCE TOURNAMENT

HEAD COACH STEVE VACENDAK

Alma Mater: Duke, 1966

Office Phone: (803) 329-2140

Best Time to Call: 10:00 a.m.-noon

Years as College Head Coach: 2nd


Overall Collegiate Record: 5-21

Years at Winthrop: 1st

Record at Winthrop: 1st



Steve Vacendak



Ted Houpt

ASSISTANT COACHES

NAME

Ron Mikels

Jeff Reynolds

ALMA MATER/YEAR

Guilford/1978

UNC-Greensboro/1978

STARTERS LOST

Name	Pos	Ht	Wt	Class	Pts	Rebs	Ast
Fred McKinnon	F	6-6	185	Sr.	21.1	6.4	1.5
Allen Washington	F	6-6	180	Sr.	16.3	10.0	1.0
Jon Bowman	C	6-6	205	Sr.	7.7	3.3	1.0
Jerome McKiver	G	6-2	175	Sr.	4.5	3.5	2.5

STARTERS RETURNING

Name	Pos	Ht	Wt	Class	Pts	Rebs	Ast
Ted Houpt	G	6-5	185	Sr.	11.6	4.3	4.5

ADDITIONAL LETTERMEN LOST

Name	Pos	Ht	Wt	Class	Pts	Rebs	Ast
Shaun Wise	G	6-0	160	So.	6.4	2.4	2.2

ADDITIONAL LETTERMEN RETURNING

Name	Pos	Ht	Wt	Class	Pts	Rebs	Ast
Everett Sesker	C	6-9	200	So.	3.9	2.4	0.5

TOP NEWCOMERS

Name	Pos	Ht	Wt	Class	Pts	Rebs	Ast
Brian Brunson	G	6-4	180	Jr.	8.9	4.5	2.5
Ken Smith	F	6-5	215	Jr.	9.5	6.5	1.5
Jerry Johnson	F	6-6	204	Jr.	13.0	7.5	2.0

**DARTMOUTH
BIG GREEN**
DECEMBER 20, 1986
7:30 P.M. (EST)
JAMES L. KNIGHT CENTER
MIAMI, FLORIDA



GENERAL INFORMATION

Location: Hanover, New Hampshire
School Founded: 1769
Enrollment: 4,000
Conference: Ivy League
Nickname: Big Green
Colors: Green and White
Home Arena: Alumni Gymnasium
Capacity: 2,000
All Time Record: 935-944
All Time Record vs. UM: 0-2
1985-86 Record: 11-5
1985-86 Conference Record: 6-8
Conference Finish: Tied for sixth

1985-86 RESULTS (11-15)

Opponent	W-L	Score
CONNECTICUT COLLEGE	W	90-64
HOLY CROSS	L	71-91
ARMY	L	55-58
FAIRFIELD	L	59-72
STETSON	L	53-79
FLORIDA TECH	L	67-80
NEW HAMPSHIRE	L	64-72
HARVARD	W	60-52
PRINCETON	L	50-51
PENNSYLVANIA	L	66-72
WILLIAMS	W	75-60
MAINE	L	60-63
COLGATE	W	55-52
BROWN	L	74-76
YALE	W	82-69
HARVARD	L	54-72
COLUMBIA	W	68-64
CORNELL	W	63-49
VERMONT	W	68-62
PENNSYLVANIA	W	64-61
PRINCETON	L	46-70
CORNELL	L	44-48
COLUMBIA	L	61-69
MIDDLEBURY	W	80-57
YALE	W	82-71
BROWN	L	51-82

PERSONNEL INFORMATION

President: David McLaughlin
(Dartmouth, 1954)
Athletic Director: Ted Leland
(University of the Pacific, 1970)
SID: Kathy Slattery (Syracuse, 1974)
SID Phone: (603) 646-2468
SID Home Phone: (603) 448-2103
Basketball SID: Kathy Slattery
Home Phone: same
Telecopier Phone: (603) 646-2468
Press Row Phone: (603) 646-2468

1986-87 SCHEDULE

Nov.	25	MIDDLEBURY
	28	Hartford Invit. with Hartford, New Orleans, Rhode Island
Dec.	4	Holy Cross
	15	Nova University
	18	Florida International
	20	Miami
Jan.	3	ARMY
	9	PRINCETON
	10	PENNSYLVANIA
	13	New Hampshire
	16	Harvard
	20	VERMONT
	28	AMERICAN
	31	CORNELL
Feb.	1	COLUMBIA
	6	Yale
	7	Brown
	13	Pennsylvania
	14	Princeton
	20	BROWN
	21	YALE
	23	MAINE
	27	Columbia
	28	Cornell
Mar.	4	HARVARD

**HEAD COACH
PAUL CORMIER**

Alma Mater: University of New Hampshire, 1973
Office Phone: (603) 646-2401
Best Time to Call: 9:00 a.m.-11:00 a.m.
Years as College Head Coach: 3rd
Overall Collegiate Record: 16-31
Years at Dartmouth: 3rd
Record at Dartmouth: 16-31



Paul Cormier



Bryan Randall

ASSISTANT COACHES

NAME	ALMA MATER/YEAR
Dave Faucher	New Hampshire/1972
Frank Dobbs	Villanova/1984
Paul Donohue	St. Lawrence/1977

STARTERS LOST

Name	Pos	Ht	Wt	Class	Pts	Rebs	Ast
Joe Kilroy	G	6-1	180	Sr.	8.8	2.7	92

STARTERS RETURNING

Name	Pos	Ht	Wt	Class	Pts	Rebs	Ast
Bryan Randall	G	6-0	175	Jr.	9.9	3.9	79
John Miller	C	6-8	195	Sr.	3.4	2.3	8
Jim Barton	F	6-4	190	So.	13.6	2.8	25
Darin Maccoux	F	6-6	210	So.	5.0	4.2	21

ADDITIONAL LETTERMEN LOST

Name	Pos	Ht	Wt	Class	Pts	Rebs	Ast
John Mackay	G	6-2	180	So.	8.3	1.6	43

ADDITIONAL LETTERMEN RETURNING

Name	Pos	Ht	Wt	Class	Pts	Rebs	Ast
Len Bazalak	G	6-2	180	Jr.	3.7	1.0	18
Dan O'Connor	F	6-5	190	Jr.	0.5	0.8	0
John Bean	F-G	6-4	185	So.	6.6	5.4	20
Eugene Sims	F	6-6	180	So.	2.5	1.9	3
Jason Lobo	C	6-11	195	So.	1.4	2.3	3

TOP NEWCOMERS

Name	Pos	Ht	Wt	Class	Pts	Rebs	Ast
Walter Palmer	C	6-11	200	Fr.	—	—	—
Robert Summers	G	6-2	170	Fr.	—	—	—
Joe Tillotson	G	6-0	170	Fr.	—	—	—
Steve Trundle	F	6-6	195	Fr.	—	—	—

**DUKE
BLUE DEVILS**
DECEMBER 22, 1986
6:00 P.M. (EST)
JAMES L. KNIGHT CENTER
MIAMI, FLORIDA

GENERAL INFORMATION

Location: Durham, North Carolina
School Founded: 1924
Enrollment: 5,975
Conference: Atlantic Coast
Nickname: Blue Devils
Colors: Royal Blue and White
Home Arena: Cameron Indoor Stadium
Capacity: 8,564
All Time Record: 1236-653
All Time Record vs. UM: 1-1
1985-86 Record: 37-3
1985-86 Conference Record: 12-2
Conference Finish: First

1986-87 SCHEDULE

Nov.	28-29	Seasider Classic (BYU-Hawaii, Illinois, New Mexico State)
Dec.	3	EAST CAROLINA
	6	VANDERBILT
	8	DAVIDSON
	13	Alabama
	22	Miami
	29	APPALACHIAN STATE
	30	NORTHWESTERN
Jan.	3	Virginia
	5	WILLIAM & MARY
	7	ST. JOSEPH'S
	10	NORTH CAROLINA
	14	Maryland
	17	WAKE FOREST
	21	N.C. State
	24	Clemson
	26	CORNELL
	29	Georgia Tech
	31	Wake Forest
Feb.	2	STETSON
	4	VIRGINIA
	7	MARYLAND
	10	Harvard
	15	Notre Dame
	19	N.C. STATE
	21	GEORGIA TECH
	26	North Carolina
	28	CLEMSON
Mar.	6-8	ACC Tournament



PERSONNEL INFORMATION

President: H. Keith H. Brodie, M.D.
(Princeton, 1961)
Athletic Director: Tom Butters
(Ohio Wesleyan, 1963)
SID: John Roth (Duke, 1980)
SID Phone: (919) 684-2633
SID Home Phone: (919) 471-9514
Basketball SID: John Roth
Home Phone: Same
Telecopier Phone: (919) 684-2633
Press Row Phone: N/A

1985-86 RESULTS (37-3)


Opponent	W-L	Score
LAMAR	W	66-62
ALABAMA-BIRMINGHAM	W	66-54
WILLIAM & MARY	W	84-61
ST. JOHN'S	W	71-70
KANSAS	W	92-86
EAST CAROLINA	W	98-66
VANDERBILT	W	84-74
VIRGINIA	W	72-64
DAVIDSON	W	69-52
APPALACHIAN ST.	W	88-46
NORTHWESTERN	W	78-55
MARYLAND	W	81-75
ST. LOUIS	W	84-58
N.C. STATE	W	74-64
ST. JOSEPH'S	W	87-66
WAKE FOREST	W	92-63
NORTH CAROLINA	L	92-95
GEORGIA TECH	L	80-87
MARYLAND	W	80-68
HARVARD	W	89-52
CLEMSON	W	89-78
WAKE FOREST	W	68-58
VIRGINIA	W	77-65
GEORGIA TECH	W	75-59
STETSON	W	85-66
N.C. STATE	W	72-70
NOTRE DAME	W	75-74
MIAMI, FL	W	104-82
OKLAHOMA	W	93-84
CLEMSON	W	77-69
NORTH CAROLINA	W	82-74
WAKE FOREST	W	68-60
VIRGINIA	W	75-70
GEORGIA TECH	W	68-67
MISS. VALLEY	W	85-78
OLD DOMINION	W	89-61
DEPAUL	W	74-67
NAVY	W	71-50
KANSAS	W	71-67
LOUISVILLE	L	69-72

**HEAD COACH
MIKE KRZYZEWSKI**

Alma Mater: Army, 1969
Office Phone: (919) 684-3777
Best Time to Call: Late Mornings
Years as College Head Coach: 12th
Overall Collegiate Record: 195-127
Years at Duke: 7th
Record at Duke: 122-68



Mike Krzyzewski



Tommy Amaker

ASSISTANT COACHES

NAME	ALMA MATER/YEAR
Chuck Swenson	Indiana/1976
Bob Bender	Duke/1980
Pete Gaudet	Boston University/1966
Tom Rogers	Army/1947

STARTERS LOST

Name	Pos	Ht	Wt	Class	Pts	Rebs	Ast
Johnny Dawkins	G	6-2	170	Sr.	20.2	3.9	3.2
Mark Alarie	F	6-8	220	Sr.	17.2	6.2	0.7
David Henderson	F	6-5	195	Sr.	14.2	4.8	2.3
Jay Bilas	C	6-8	225	Sr.	6.8	4.9	0.2

STARTERS RETURNING

Name	Pos	Ht	Wt	Class	Pts	Rebs	Ast
Tommy Amaker	G	6-0	155	Sr.	6.4	2.0	6.0

ADDITIONAL LETTERMEN LOST

Name	Pos	Ht	Wt	Class	Pts	Rebs	Ast
Weldon Williams	F	6-6	190	Sr.	1.7	1.3	0.3

ADDITIONAL LETTERMEN RETURNING

Name	Pos	Ht	Wt	Class	Pts	Rebs	Ast
Danny Ferry	F	6-10	230	So.	5.9	5.5	1.5
Billy King	F	6-6	205	Jr.	4.0	2.9	1.0
Martin Nessley	C	7-2	260	Sr.	1.7	1.9	0.2
Quin Snyder	G	6-2	160	So.	2.3	1.1	1.3
Kevin Strickland	G	6-5	195	Jr.	2.1	1.2	0.6
John Smith	F	6-7	210	So.	1.9	1.4	0.1

TOP NEWCOMERS

Name	Pos	Ht	Wt	Class	Pts	Rebs	Ast
Alaa Abdelnaby	C	6-10	220	Fr.	27	18	—
Phil Henderson	G	6-4	170	Fr.	21	8	—
Robert Brickley	F	6-5	205	Fr.	17	10	—

MASSACHUSETTS MINUTEMEN

DECEMBER 29-30, 1986

PALM BEACH HURRICANE CLASSIC
WEST PALM BEACH AUDITORIUM



GENERAL INFORMATION

Location: Amherst, Massachusetts

School Founded: 1863

Enrollment: 19,000

Conference: Atlantic 10

Nickname: Minutemen

Colors: Maroon and White

Home Arena: Curry Hicks Cage

Capacity: 4,200

All Time Record: 708-718

All Time Record vs. UM: 0-0

1985-86 Record: 9-19

1985-86 Conference Record: 6-12

Conference Finish: Seventh

PERSONNEL INFORMATION

President: Dr. David C. Knapp (Syracuse, 1947)

Athletic Director: Frank McInerney (Massachusetts, 1954)

SID: Howard Davis (Massachusetts, 1966)

SID Phone: (413) 545-2439

SID Home Phone: (413) 525-6117

Basketball SID: Howard Davis

Home Phone: same

Telecopier Phone: (413) 545-2439

Press Row Phone: (413) 545-3550

1985-86 RESULTS (9-19)

Opponent	W-L	Score
MERRIMACK	W	59-56
NEW HAMPSHIRE	L	54-57
BOSTON UNIVERSITY	L	67-73
CONNECTICUT	L	70-78
HARTFORD	W	72-65
ST. BONAVENTURE	L	77-78
NORTHEASTERN	L	68-71
MICHIGAN STATE	L	45-93
KENT STATE	L	64-74
GEORGE WASHINGTON	W	78-72
PENN STATE	L	63-64
RHODE ISLAND	W	81-75
RUTGERS	L	63-72
ST. JOSEPH'S	L	74-88
DUQUESNE	W	69-60
WEST VIRGINIA	L	61-69
HOLY CROSS	W	82-76
GEORGE WASHINGTON	L	67-77
TEMPLE	L	38-69
ST. BONAVENTURE	L	60-78
RHODE ISLAND	W	60-59
PENN STATE	W	56-52
RUTGERS	W	60-50
ST. JOSEPH'S	L	50-84
TEMPLE	L	47-58
WEST VIRGINIA	L	40-68
DUQUESNE	L	54-63
RUTGERS	L	47-52

1986-87 SCHEDULE

Nov.	29	Connecticut
Dec.	4	BOSTON UNIV.
	6	ST. BONAVENTURE
	9	KEENE STATE
	11	New Hampshire
	13	NORTHEASTERN
	29-30	Palm Beach Hurricane Classic (Miami, U. Mass., Stanford and Yale)
Jan.	3	George Washington
	5	Penn State
	10	RHODE ISLAND
	12	Temple
	15	RUTGERS
	17	Duquesne
	19	West Virginia
	24	ST. JOSEPH'S
	26	Holy Cross
	29	GEORGE WASHINGTON
	31	TEMPLE
Feb.	2	St. Bonaventure
	7	Rhode Island
	9	PENN STATE
	12	Rutgers
	14	St. Joseph's
	19	WEST VIRGINIA
	21	DUQUESNE
Mar.	7	Atlantic 10 Tourn.

HEAD COACH RON GERLUFSEN

Alma Mater: East Stroudsburg, 1971

Office Phone: (413) 545-2610

Best Time to Call: 11:00 a.m.-noon

Years as College Head Coach: 4th


Overall Collegiate Record: 34-51

Years at Massachusetts: 4th

Record at Massachusetts: 34-51



Ron Gerlufsen



Lorenzo Sutton

ASSISTANT COACHES

NAME	ALMA MATER/YEAR
Dennis Jackson	Florida A & M/1970
Al Wolejko	North Adams State/1972
Tim Hassett	Dartmouth/1985

STARTERS RETURNING

Name	Pos	Ht	Wt	Class	Pts	Rebs	Ast
Lorenzo Sutton	G	6-2	185	Jr.	17.8	4.1	1.8
David Brown	F	6-4	200	So.	9.1	5.2	2.0
Carl Smith	G	5-11	165	Sr.	7.1	1.7	6.8
John Milum	C	6-9	215	So.	6.6	3.6	0.2
Duane Chase	F	6-6	210	So.	6.2	4.9	0.2

ADDITIONAL LETTERMEN LOST

Name	Pos	Ht	Wt	Class	Pts	Rebs	Ast
Tom Emerson	C	6-9	235	Sr.	2.8	1.7	0.3

ADDITIONAL LETTERMEN RETURNING

Name	Pos	Ht	Wt	Class	Pts	Rebs	Ast
Joe Fennell	F	6-6	200	So.	6.5	4.1	0.4
Mike Mundy	G	5-10	155	So.	4.3	0.8	1.3
Sean Mosby	F	6-7	210	So.	4.3	3.3	0.2

TOP NEWCOMERS

Name	Pos	Ht	Wt	Class	Pts	Rebs	Ast
Chris Bailey	G	5-11	160	Fr.	8.0	—	—
Carey Herer	G	6-2	—	Fr.	19.0	6.0	—

STANFORD CARDINAL

DECEMBER 29-30, 1986
PALM BEACH HURRICANE CLASSIC
WEST PALM BEACH AUDITORIUM



GENERAL INFORMATION

Location: Stanford, California
School Founded: 1891
Enrollment: 6,556
Conference: PAC-10
Nickname: Cardinal
Colors: Cardinal and White
Home Arena: Maples Pavilion
Capacity: 7,500
All Time Record: 862-846
All Time Record vs. UM: 0-0
1985-86 Record: 14-16
1985-86 Conference Record: 8-10
Conference Finish: Fifth

PERSONNEL INFORMATION

President: Dr. Donald Kennedy
(Harvard, 1952)
Athletic Director: Andy Geiger
(Syracuse, 1961)
SID: Stephen Raczynski (Assumption, 1973)
SID Phone: (415) 723-4418
SID Home Phone: (415) 369-8503
Basketball SID: Stephen Raczynski
Home Phone: same
Telecopier Phone: (415) 725-2957
Press Row Phone: (415) 723-4418

1985-86 RESULTS (14-16)


Opponent	W-L	Score
GEORGE WASHINGTON	W	87-72
TORONTO	W	97-59
WATERLOO	W	112-72
UC-SAN DIEGO	W	108-69
YALE	W	129-108
RICHMOND	L	53-57
SEATTLE	W	105-54
HARVARD	W	78-62
NORTH CAROLINA	L	55-89
SETON HALL	L (OT)	75-76
NEVADA-LAS VEGAS	L	65-83
CHAMINADE	W	77-59
MARYLAND	L (2OT)	65-67
FORDHAM	L	66-69
WASHINGTON STATE	W	84-67
WASHINGTON	L	69-70
ARIZONA	L	69-77
ARIZONA STATE	W	66-59
OREGON	L	69-83
CALIFORNIA	L	69-75
UCLA	W	76-70
OREGON	W (OT)	73-69
OREGON STATE	W	56-52
ARIZONA STATE	L (OT)	75-77
ARIZONA	W	62-56
CALIFORNIA	L	53-81
USC	W	61-59
UCLA	L	74-95
OREGON STATE	L	60-74
USC	W	85-64
WASHINGTON	L	87-96
WASHINGTON STATE	L	66-69

1986-87 SCHEDULE


Nov.	16	NORWEGIAN NATIONAL TEAM
	28-29	Central Fidelity/Richmond Inv. (First round: Richmond vs. Rice Stanford vs. Georgia Tech)
Dec.	2	San Jose State
	5-6	APPLE INVITATIONAL (UAB, Columbia, Hawaii Pacific, & Stanford)
	13	ST. MARY'S
	21	OREGON
	23	OREGON STATE
	27	WESTERN WASHINGTON
	29-30	Palm Beach Hurricane Classic (Miami, UMass, Stanford, Yale)
Jan.	2	UCLA
	4	USC
	8	WASHINGTON
	11	WASHINGTON STATE
	17	California
	19	Arizona
	22	Arizona State
	29	Oregon State
	31	Oregon
Feb.	5	UCLA
	8	USC
	12	Washington State
	14	Washington
	22	CALIFORNIA
	26	ARIZONA
	28	ARIZONA STATE
Mar.	5-8	Pac-10 Post-Season Tournament UCLA (Pauley Pavilion)

HEAD COACH MIKE MONTGOMERY

Alma Mater: Cal State Long Beach, 1968
Office Phone: (415) 723-0562
Best Time to Call: Mornings
Years as College Head Coach: 9th
Overall Collegiate Record: 154-77
Years at Stanford: 1st
Record at Stanford: 0-0



Mike Montgomery



Todd Lichti

ASSISTANT COACHES

NAME	ALMA MATER/YEAR
Denny Huston	Western Washington/1963
Barry Collier	Butler/1976
Doug Oliver	San Jose State/1973

STARTERS LOST

Name	Pos	Ht	Wt	Class	Pts	Rebs	Ast
Andy Fischer	F	6-4	210	Sr.	4.0	2.7	0.9
Earl Koberlein	F	6-6	210	Sr.	10.4	5.3	2.4
Keith Ramee	G	6-0	185	Sr.	4.5	2.3	5.9

STARTERS RETURNING

Name	Pos	Ht	Wt	Class	Pts	Rebs	Ast
Todd Lichti	G	6-4	200	So.	17.2	4.7	1.3
Howard Wright	C	6-8	220	So.	9.7	6.3	1.3

ADDITIONAL LETTERMEN LOST

Name	Pos	Ht	Wt	Class	Pts	Rebs	Ast
Novian Whitsitt	G	6-2	160	Sr.	12.1	2.9	1.3
Steve Brown	G	6-2	188	Sr.	11.3	2.9	0.9
Neil Johnson	F/C	6-5	220	Sr.	1.5	1.5	0.4
John Williams	G	6-2	172	Sr.	5.6	2.1	1.0 (1984-85)

ADDITIONAL LETTERMEN RETURNING


Name	Pos	Ht	Wt	Class	Pts	Rebs	Ast
Greg Butler	F	7-0	240	Jr.	9.6	3.9	1.0
Bryan McSweeney	F	6-6	190	So.	0.8	0.8	0.2
Scott Meinert	G	6-2	170	So.	4.5	1.0	0.5
John Paye	G	6-3	205	Sr.	3.1	1.6	1.7
Eric Reveno	C	6-8	250	Jr.	2.2	2.1	0.2
Terry Taylor	G	6-2	170	So.	3.5	0.7	1.1

TOP NEWCOMERS

Name	Pos	Ht	Wt	Class	Pts	Rebs	Ast
Oliver Cunningham	G	6-4	175	Fr.	10.0	4.0	13.0
Sean Murphy	F	6-9	220	Fr.	18.0	15.0	-
Stuart Thomas	F	6-9	220	Fr.	20.0	9.0	-
Deshon Wingate	F	6-7	190	Fr.	21.0	18.0	-

YALE BULLDOGS

DECEMBER 29-30
PALM BEACH HURRICANE CLASSIC
WEST PALM BEACH AUDITORIUM
WEST PALM BEACH, FLORIDA



GENERAL INFORMATION

Location: New Haven, Connecticut
School Founded: 1701
Enrollment: 5,190
Conference: Ivy League
Nickname: Elis, Bulldogs
Colors: Yale Blue and White
Home Arena: Payne Whitney Gymnasium
Capacity: 3,100
All Time Record: 1016-1015
All Time Record vs. UM: 2-3
1985-86 Record: 13-13
1985-86 Conference Record: 7-7
Conference Finish: Fourth

1985-86 RESULTS (13-13)

Opponent	W-L	Score
CASE WESTERN	W	97-71
CONNECTICUT	L	76-80
FAIRFIELD	W	69-67
STANFORD	L	108-129
ST. MARY'S	L	81-84
CLARK	L	70-78
HOLY CROSS	W	86-77
VERMONT	W	84-75
TRINITY	L	52-53
NEW HAMPSHIRE	L	64-67
BROWN	L	65-68
CORNELL	L	51-64
COLUMBIA	W	71-70
ARMY	W	53-51
BROWN	W	73-70
MANHATTAN	W	90-63
HARVARD	W	54-45
DARTMOUTH	L	69-82
PRINCETON	W	52-47
PENNSYLVANIA	L	67-71
COLUMBIA	W	70-66
CORNELL	L	73-79
PENN	L	72-89
PRINCETON	W	64-50
DARTMOUTH	L	71-82
HARVARD	W	82-70

PERSONNEL INFORMATION

President: Benno C. Schmidt, Jr. (Yale, 1963)
Athletic Director: Frank Ryan (Rice, 1958)
SID: Mark Curran (Hamilton, 1977)
SID Phone: (203) 436-1646
SID Home Phone: (203) 234-9881
Basketball SID: Aileen Hickey (Seton Hall, 1982)
Home Phone: (203) 481-9731
Telecopier Phone: (203) 436-1647
Press Row Phone: (203) 436-1646

1986-87 SCHEDULE


Nov.	29	Vermont
Dec.	2	CONNECTICUT
	5	Navy
	8	MANHATTANVILLE
	9	NEW HAMPSHIRE
	29-30	Palm Beach Hurricane Classic (Miami, Stanford, Yale, Massachusetts)
Jan.	4	NOTRE DAME
	7	Holy Cross
	10	BROWN
	12	LAFAYETTE
	16	CORNELL
	17	COLUMBIA
	22	Army
	24	Brown
	27	Fairfield
	30	PENNSYLVANIA
	31	PRINCETON
Feb.	6	DARTMOUTH
	7	HARVARD
	13	Columbia
	14	Cornell
	20	Harvard
	21	Dartmouth
	27	PRINCETON
	28	PENNSYLVANIA

HEAD COACH DICK KUCHEN

Alma Mater: Rider, 1966
Office Phone: (203) 436-2975
Best Time to Call: Mornings
Years as College Head Coach: 9th
Overall Collegiate Record: 80-112
Years at Yale: 1st
Record at Yale: 0-0



Dick Kuchen



Chris Dudley

ASSISTANT COACHES

NAME	ALMA MATER/YEAR
Mike Mucci	Villanova/1977
Tim O'Shea	Boston College/1984

STARTERS LOST

Name	Pos	Ht	Wt	Class	Pts	Rebs	Ast
None							

RETURNING STARTERS

Name	Pos	Ht	Wt	Class	Pts	Rebs	Ast
Chris Dudley	C	6-10	240	Sr.	16.2	9.8	27
Matt Whitehead	G-F	6-4	200	Jr.	9.8	2.6	24
Paul Maley	F	6-7	220	Jr.	8.6	6.5	28
Peter White	G	5-10	165	Jr.	8.5	2.4	157
John Rice	G	6-3	185	Jr.	4.5	2.3	40

ADDITIONAL LETTERMEN LOST

Name	Pos	Ht	Wt	Class	Pts	Rebs	Ast
None							

ADDITIONAL LETTERMEN RETURNING

Name	Pos	Ht	Wt	Class	Pts	Rebs	Ast
Brian Fitzpatrick	G-F	6-7	190	Jr.	8.0	2.7	19
Brian Kasbar	F	6-7	240	Jr.	6.8	3.6	13
Ken Wheeler	G-F	6-2	165	Sr.	6.1	2.7	26
Eric Mitchell	F-C	6-6	205	Jr.	2.9	2.3	18
Byron Taylor	F	6-5	200	Sr.	1.1	1.0	3
Chad Ludington	F-C	6-8	220	Sr.	0.7	0.5	0

TOP NEWCOMERS

Name	Pos	Ht	Wt	Class	Pts	Rebs	Ast
None							

WISCONSIN-GREEN BAY FIGHTING PHOENIX

JANUARY 3, 1987
7:30 P.M. (EST)
JAMES L. KNIGHT CENTER
MIAMI, FLORIDA

GENERAL INFORMATION

Location: Green Bay, Wisconsin
School Founded: 1968
Enrollment: 5,450
Conference: AMCU-8
Nickname: Fighting Phoenix
Colors: Green, Maroon, and White
Home Arena: Brown County Veterans Memorial Arena
Capacity: 5,500
All Time Record: 300-187
All Time Record vs. UM: 0-1
1985-86 Record: 5-23
1985-86 Conference Record: 3-11
Conference Finish: Tied for Seventh

1985-86 RESULTS (5-23)

Opponent	W-L	Score
GONZAGA	L	47-63
EASTERN WASHINGTON	L	45-60
COLORADO STATE	L	66-76
ILLINOIS STATE	L	39-58
ILLINOIS	L	34-84
MIAMI, FL	L	63-67
NORTHWESTERN	L	55-64
CHICAGO STATE	L (OT)	61-64
UW-PARKSIDE	W	53-51
UW-EAU CLAIRE	L	38-46
CLEVELAND STATE	L	59-76
VALPARAISO	W	57-53
ILLINOIS-CHICAGO	L	56-67
EASTERN ILLINOIS	L	52-77
WESTERN ILLINOIS	L	54-63
NORTHERN IOWA	L	61-69
SW MISSOURI STATE	L	52-53
CHICAGO STATE	L	62-81
CLEVELAND STATE	L	64-103
VALPARAISO	L (OT)	55-62
NORTHERN MICHIGAN	W	68-43
ILLINOIS-CHICAGO	L	58-60
EASTERN ILLINOIS	L	58-59
WESTERN ILLINOIS	W (OT)	52-51
NORTHERN IOWA	W	67-52
MARQUETTE	L	46-66
SW MISSOURI STATE	L	46-71
SW MISSOURI STATE	L	50-63



PERSONNEL INFORMATION

President: David Outcalt (Pomona College, 1956)
Athletic Director: Dan Spielman (Wisconsin, 1972)
SID: Steve Swan (Wisconsin-Eau Claire, 1976)
SID Phone: (414) 465-2145
SID Home Phone: (414) 434-2768
Basketball SID: Steve Swan
Home Phone: Same
Telecopier Phone: (414) 465-2101
Press Row Phone: TBA

1986-87 SCHEDULE

Nov.	15	LAKEHEAD UNIV. (EXHIB.)
	29	Illinois State
Dec.	4	Iowa State
	11	EVANSVILLE
	13	CHICAGO STATE
	20	UW-PARKSIDE
	23	UW-EAU CLAIRE
	27	NORTHWESTERN
	30	WAYNE STATE, MI
Jan.	3	Miami (Florida)
	5	Florida State
	10	SOUTHWEST MISSOURI ST.
	12	EASTERN WASHINGTON
	17	Valparaiso
	19	ILLINOIS-CHICAGO
	24	EASTERN ILLINOIS
	26	Northern Iowa
	31	Western Illinois
Feb.	2	Cleveland State
	7	Southwest Missouri St.
	9	VALPARAISO
	12	Northern Illinois
	16	Eastern Illinois
	18	Chicago State
	21	NORTHERN IOWA
	23	WESTERN ILLINOIS
	26	Illinois-Chicago
	28	Cleveland State
Mar.	5-7	AMCU-8 Tournament

HEAD COACH DICK BENNETT

Alma Mater: Ripon College, 1965
Office Phone: (414) 465-2145
Best Time to Call: 9:00 a.m.-noon
Years as College Head Coach: 11th
Overall Collegiate Record: 179-102
Years at Wisconsin-Green Bay: 2nd
Record at Wisconsin-Green Bay: 5-23



Dick Bennett



Frank Nardi

ASSISTANT COACHES

NAME	ALMA MATER/YEAR
Steve Swan	Wisconsin-Eau Claire/1976
Mark Boyle	Wisconsin-Eau Claire/1978

STARTERS LOST

Name	Pos	Ht	Wt	Class	Pts	Rebs	Ast
Alonzo Skanes	G	6-2	185	Jr.	13.3	3.6	0.9

STARTERS RETURNING

Name	Pos	Ht	Wt	Class	Pts	Rebs	Ast
Frank Nardi	G	6-1	175	Jr.	4.4	2.7	5.9
Steve Cottrell	F	6-5	195	Sr.	10.4	4.6	0.8
Bernie Tompa	F	6-4	195	So.	6.6	2.2	1.6
Roger Ripley	C	6-8	215	So.	4.1	2.4	0.2

ADDITIONAL LETTERMEN LOST

Name	Pos	Ht	Wt	Class	Pts	Rebs	Ast
None							

ADDITIONAL LETTERMEN RETURNING

Name	Pos	Ht	Wt	Class	Pts	Rebs	Ast
Adrian Bolding	F	6-3	200	So.	4.6	2.0	0.5
Marquis Hines	G	5-8	160	So.	2.4	0.6	1.2
Brian Klimpke	C	6-9	220	Jr.	1.5	1.3	0.0
Pat Taphorn	F	6-6	190	So.	6.1	1.9	1.6
Richard Sims (Red Shirt)	G-F	6-3	190	Jr.			

TOP NEWCOMERS

Name	Pos	Ht	Wt	Class	Pts	Rebs	Ast
Michael Connor	G	6-2	185	Jr.	17.6	7.0	-
Mike Karisny	G	6-2	165	Fr.	31.1	4.5	3.7
Tim Nunn	F	6-5	195	Jr.	12.8	8.6	4.5
Dan Oberbrunner	F	6-4	185	Fr.	26.8	8.8	-

ST. FRANCIS (PA.) RED FLASH JANUARY 5, 1987 7:30 P.M. (EST) JAMES L. KNIGHT CENTER MIAMI, FLORIDA

GENERAL INFORMATION

Location: Loretto, Pennsylvania
School Founded: 1847
Enrollment: 1,400
Conference: ECAC Metro
Nickname: Red Flash
Colors: Red and White
Home Arena: Maurice Stokes Physical Education Building
Capacity: 4,000
All Time Record: 732-603
All Time Record vs. UM: 0-0
1985-86 Record: 10-18
1985-86 Conference Record: 8-8
Conference Finish: Fifth

1985-86 RESULTS (10-18)

Opponent	W-L	Score
KENT STATE	L	59-92
PITTSBURGH	L	72-107
ARMY	W	64-60
LOYOLA (MD)	L	76-77
DUQUESNE	L	67-84
MERCYHURST	W	105-81
OHIO UNIVERSITY	L	78-99
CONNECTICUT	L	61-84
DUQUESNE	L	60-72
ROBERT MORRIS	W	76-74
WAGNER	W (OT)	88-87
FDU	L	64-76
ST. FRANCIS (NY)	W	69-62
LONG ISLAND	L	85-86
MARIST	L	54-72
MONMOUTH	W	82-77
LOYOLA (MD)	W	92-82
TOWSON STATE	L	84-107
CANISUS	L	70-78
ROBERT MORRIS	W	79-77
FDU	L	74-82
WAGNER	L	85-93
ST. FRANCIS (NY)	W	76-74
LONG ISLAND	W	77-76
DELAWARE STATE	L	84-99
MARIST	L	56-71
MANMOUTH	L	74-76
WAGNER	L	83-100



PERSONNEL INFORMATION


President: Rev. Christian R. Oravec, T.O.R.
Athletic Director: Tom Iannocone (Connecticut, 1964)
SID: Kevin Southard (Penn State, 1980)
SID Phone: (814) 472-7000 ext. 628
SID Home Phone: (814) 472-4666
Basketball SID: Kevin Southard
Home Phone: Same
Telecopier Phone: n/a
Press Row Phone: (814) 472-700 ext. 628

1986-87 SCHEDULE


Nov.	5	MARATHON OIL
	29	PITT-BRADFORD
Dec.	3	PITTSBURGH
	6	Villanova
	9	INDIANA (PA)
	13	LOYOLA (MD)
	20	KENT STATE
Jan.	2	Florida Southern Tournament
	3	(Florida Southern, Lehigh, 4th team to be announced)
	5	Miami (FL)
	8	Fairleigh Dickinson
	10	Wagner
	13	Pennsylvania
	15	ST. FRANCIS (NY)
	17	LONG ISLAND
	22	Marist
	24	Monmouth
	26	LOCK HAVEN
	31	Loyola (MD)
Feb.	2	Duquesne
	7	Robert Morris
	12	FAIRLEIGH DICKINSON
	14	WAGNER
	19	St. Francis (NY)
	21	Long Island
	24	ROBERT MORRIS
	26	MARIST
	28	MONMOUTH

HEAD COACH KEVIN PORTER

Alma Mater: St. Francis, 1972
Office Phone: (814) 472-7000 ext. 621
Best Time to Call: 10:00 a.m.-2:00 p.m.
Years as College Head Coach: 4th
Overall Collegiate Record: 31-52
Years at St. Francis: 4th
Record at St. Francis: 31-52



Kevin Porter



Lamont Harris

ASSISTANT COACHES

NAME	ALMA MATER/YEAR
Dave Caldwell	Delaware/1983

STARTERS LOST

Name	Pos	Ht	Wt	Class	Pts	Rebs	Ast
None							

STARTERS RETURNING

Name	Pos	Ht	Wt	Class	Pts	Rebs	Ast
Lamont Harris	F	6-5	220	Sr.	23.0	9.8	23
Greg Jacobs	G	5-11	170	Sr.	14.1	2.4	126
Bob Gullickson	G	6-5	195	Sr.	12.4	3.4	58
Adrian Walters	G/F	6-3	175	Sr.	6.5	2.1	36
Jerry Mack	C	6-9	200	So.	1.7	2.3	6

ADDITIONAL LETTERMEN LOST

Name	Pos	Ht	Wt	Class	Pts	Rebs	Ast
Jeff Byrd	G	6-1	170	So.	3.0	1.2	48
Michael Byrnes	F	6-7	200	So.	3.1	1.8	10
Karl Erickson	F	6-6	195	Jr.	1.2	0.6	-

ADDITIONAL LETTERMEN RETURNING

Name	Pos	Ht	Wt	Class	Pts	Rebs	Ast
Norris Thompson	F	6-3	210	Sr.	6.5	2.1	11
Nevio Dunatov	F	6-5	190	Jr.	3.8	2.4	7
Keith Sayles	C	6-7	210	So.	2.8	2.3	7
Dave Koskinen	G	6-4	180	Jr.	2.5	0.9	56
Elvin Hayes, Jr.	G	6-3	205	So.	0.8	0.2	2

TOP NEWCOMERS

Name	Pos	Ht	Wt	Class	Pts	Rebs	Ast
Kevin Cofield	G	6-1	170	Fr.	15.2	4.0	6.0

HURRICANES TRAVEL TO PUERTO RICO FOR MID-SEASON TOURNAMENT



MIAMI



The University of Miami basketball team will make its first excursion out of the country in January with a three day tournament that features Radford University (Va.), and the University of Puerto Rico-Rio Piedras and the University of Puerto Rico-Bayamon. The tournament will be played on January 8, 9 and 10, and the two Puerto Rican Universities will serve as the official hosts for the Hurricanes and the Highlanders of Radford.

TOURNAMENT INFORMATION:

Arena: The Mets Pavillion, Guaynabo, Puerto Rico

Capacity: 6,000

UM Headquarters: The El San Juan Hotel, San Juan, Puerto Rico

Tentative Game Schedule:

Thursday, Jan. 8,	Miami vs. Puerto Rico-Rio Piedras Radford vs. Puerto Rico-Bayamon
Friday, Jan. 9,	Miami vs. Puerto Rico-Bayamon Radford vs. Puerto Rico-Rio Piedras
Saturday, Jan. 10	Miami vs. Radford Puerto Rico Baymon vs. Puerto Rico-Rio Piedras

Game times: are tentatively set for 7:00 pm. and 9:00 p.m. with the game assignments for those times to be announced at a later date.

Television: WBFS-TV (Channel 33) has tentatively scheduled broadcasts for the Miami games on January 8 and 10. The games will be broadcast live back to South Florida.

Radio: WIOD (610 AM) will provide live coverage of all Miami's games in the three day tournament.



The El San Juan Hotel

MARYLAND-EASTERN SHORE HAWKS

JANUARY 14, 1987
7:30 P.M. (EST)
JAMES L. KNIGHT CENTER
MIAMI, FLORIDA



GENERAL INFORMATION

Location: Princess Anne, Maryland
School Founded: 1886
Enrollment: 1,550
Conference: Mid-Eastern Athletic
Nickname: Hawks
Colors: Maroon and Gray
Home Arena: J. Millard Tawes Gymnasium
Capacity: 3,500
All Time Record vs. UM: 0-1
1985-86 Record: 5-24
1985-86 Conference Record: 5-11
Conference Finish: Fifth

1985-86 RESULTS (5-24)

Opponent	W-L	Score
CLEMSON	L	57-88
SOUTH CAROLINA	L	77-113
EVANSVILLE UNIVERSITY	L	46-68
SALISBURY STATE	L	78-86
BETHUNE-COOKMAN	W	72-69
BROOKLYN COLLEGE	L	50-56
AKRON UNIVERSITY	L	56-84
CLEVELAND STATE	L	56-90
UTICA COLLEGE	L	60-73
COPPIN STATE	W (OT)	73-70
WAKE FOREST	L	46-70
BETHUNE-COOKMAN	L	56-65
BROOKLYN COLLEGE	L	68-69
DELAWARE STATE	W	69-65
MORGAN STATE	L	60-76
NORTH CAROLINA A&T	L	35-45
SOUTH CAROLINA STATE	L	65-68
COPPIN STATE	L (OT)	66-67
NORTH CAROLINA A&T	L	53-66
SOUTH CAROLINA STATE	L	56-72
MIAMI	L	55-77
MORGAN STATE	W	78-66
HOWARD UNIVERSITY	L	73-81
DELAWARE STATE	L	58-82
COPPIN STATE	L	62-68
UM COLLEGE PARK	L	44-91
HOWARD UNIVERSITY	L	71-96
DELAWARE STATE	W	75-64
HOWARD UNIVERSITY	L	55-83

PERSONNEL INFORMATION

President: Dr. William P. Hytche
(Langston University, 1946)
Athletic Director: Mr. Kirkland Hall
(Maryland-Eastern Shore, 1973)
SID: Craig Cotton (North Carolina
A&T, 1979)
SID Phone: (301) 651-2200 ext. 591
SID Home Phone: (301) 548-1365
Basketball SID: Craig Cotton
Home Phone: same
Telecopier Phone: (301) 651-2204
Press Row Phone: (301) 651-2204

1986-87 SCHEDULE


Nov.	28	WINTHROP COLLEGE
Dec.	2	SALISBURY STATE
	5-6	Marist Tournament
	8	BETHUNE-COOKMAN
	15	Radford
	20	Cleveland State
	27	Univ. of Maryland
Jan.	5	Wake Forest
	10	Bethune-Cookman
	12	Central Florida
	14	University of Miami
	16	Florida International
	19	Delaware State
	24	MORGAN STATE
	27	HOWARD UNIVERSITY
	31	South Carolina State
Feb.	2	North Carolina A&T
	4	Coppin State
	7	NORTH CAROLINA A&T
	9	SOUTH CAROLINA STATE
	12	Morgan State
	17	Howard
	19	BOWIE STATE
	21	DELAWARE STATE
	25	COPPIN STATE
Mar.	3	UMBC
	5-6-7	MEAC Tournament

HEAD COACH STEVE WILLIAMS

Alma Mater: Florida, 1974
Office Phone: (301) 651-2200 ext. 672
Best Time to Call: 9:00 a.m.-2:00 p.m.
Years as College Head Coach: 1st
Overall Collegiate Record: 0-0
Years at Maryland-Eastern Shore: 1st
Record at Maryland-Eastern Shore: 0-0



Steve Williams



Marvin Blye

STARTERS LOST

Name	Pos	Ht	Wt	Class	Pts	Rebs	Ast
Donnell Boney	G	6-1	165	Sr.	15.0	4.3	98
Darryle Dennis	G	6-3	175	Sr.	7.3	2.8	68

STARTERS RETURNING

Name	Pos	Ht	Wt	Class	Pts	Rebs	Ast
Marvin Blye	G	6-3	180	Jr.	14.0	5.3	88
Darek Robinson	C	6-8	193	Sr.	10.4	7.6	13
Larry Stokes	F	6-8	210	So.	2.0	2.0	4

ADDITIONAL LETTERMEN LOST

Name	Pos	Ht	Wt	Class	Pts	Rebs	Ast
Altonio Bateman	G	6-1	185	Sr.	3.6	1.3	18

ADDITIONAL LETTERMEN RETURNING

Name	Pos	Ht	Wt	Class	Pts	Rebs	Ast
Allen White	F	6-6	190	Sr.	4.5	3.0	14
Michael Robinson	F	6-6	180	Jr.	2.7	2.4	13
Byron Showell	F	6-7	215	So.	3.0	2.1	2
Leon Graham	G-F	6-4	190	Jr.	4.4	3.1	11
Eric Torain	G	6-1	170	Sr.	2.0	1.2	3

TOP NEWCOMERS

Name	Pos	Ht	Wt	Class	Pts	Rebs	Ast
Michael Mays	G	6-0	170	Jr.	-	-	-
Roosevelt Arnold	G	5-9	165	Jr.	-	-	-
Demetrius Jones	F	6-5	185	Fresh.	-	-	-
Henry Cuffey	G	6-2	175	So.	-	-	-

KANSAS JAYHAWKS

JANUARY 17, 1987
2:00 P.M. (EST)
ALLEN FIELDHOUSE
LAWRENCE, KANSAS



GENERAL INFORMATION

Location: Lawrence, Kansas
School Founded: 1866
Enrollment: 26,200
Conference: Big Eight
Nickname: Jayhawks
Colors: Crimson and Blue
Home Arena: Allen Field House
Capacity: 15,200
All Time Record: 1331-630
All Time Record vs. UM: 0-0
1985-86 Record: 35-4
1985-86 Conference Record: 13-1
Conference Finish: First

1985-86 RESULTS (35-4)

Opponent	W-L	Score
PEPPERDINE	W	67-61
WASHINGTON	W	69-64
LOUISVILLE	W	83-78
DUKE	L	86-92
SIU-EDWARDSVILLE	W	86-71
WESTERN CAROLINA	W	101-79
N. CAROLINA ST.	W	71-56
SOUTH ALABAMA	W	72-48
KENTUCKY	W	83-66
ARKANSAS	W	89-78
GEORGE WASHINGTON	W	94-71
LOUISIANA TECH	W	81-59
WICHITA STATE	W	81-56
MEMPHIS STATE	L	80-83
DETROIT	W	60-51
SOUTHERN METHODIST	W	72-56
NEBRASKA	W	81-70
OKLAHOMA STATE	W	95-72
OKLAHOMA	W	98-92
MISSOURI	W	81-77
LOUISVILLE	W	71-69
IOWA STATE	L	74-77
KANSAS STATE	W	64-50
COLORADO	W	100-64
OKLAHOMA STATE	W	85-69
MISSOURI	W	100-66
NEBRASKA	W	79-61
COLORADO	W	79-74
KANSAS STATE	W	84-69
OKLAHOMA	W	87-80
IOWA STATE	W	90-70
KANSAS STATE	W	74-51
OKLAHOMA	W	72-70
IOWA STATE	W	73-71
N. CAROLINA A&T	W	71-46
TEMPLE	W	65-43
MICHIGAN STATE	W	96-86
NORTH CAROLINA STATE	W	75-67
DUKE	L	67-71

PERSONNEL INFORMATION

President: Dr. Gene Budig (Nebraska)
Athletic Director: Monte Johnson (Kansas, 1959)
SID: Doug Vance (Eastern Kentucky)
SID Phone: (913) 864-3417
SID Home Phone: (913) 841-1247
Basketball SID: Dick O'Connor (St. Louis University, 1974)
Home Phone: (913) 749-1004
Telecopier Phone: (913) 864-3417
Press Row Phone: (913) 864-3417

1986-87 SCHEDULE


Nov.	19	SOVIET UNION NATIONAL TEAM
Dec.	29	TENNESSEE-MARTIN
	1	SOUTHERN
	4	WASHINGTON
	6	Arkansas
	13	COLORADO
	20	TEXAS TECH
	22	THE CITADEL
	27-30	Hawaii Rainbow Classic California vs. Florida Hawaii vs. Wisconsin Kansas vs. Pittsburgh Arkansas vs. Ohio State
Jan.	6	Wichita State
	8	TEMPLE
	10	Oklahoma State
	15	Oklahoma
	17	MIAMI (FLA.)
	20	MISSOURI
	24	Nebraska
	25	North Carolina State
	27	IOWA STATE
	31	Louisville
Feb.	4	Kansas State
	7	OKLAHOMA STATE
	8	NOTRE DAME
	11	Missouri
	14	OKLAHOMA
	17	Iowa State
	19	KANSAS STATE
	21	St. John's
	25	Colorado
	28	Nebraska

HEAD COACH LARRY BROWN

Alma Mater: North Carolina, 1963
Office Phone: (913) 864-3056
Best Time to Call: 9:00 a.m.-Noon
Years as College Head Coach: 6th
Overall Collegiate Record: 125-39
Years at Kansas: 4th
Record at Kansas: 83-22



Larry Brown



Danny Manning

ASSISTANT COACHES

NAME	ALMA MATER/YEAR
Ed Manning	Jackson State/
Alvin Gentry	Appalachian State/1977
Mark Freidinger	Rollins College/1971

STARTERS LOST

Name	Pos	Ht	Wt	Class	Pts	Rebs	Ast
Ron Kellogg	F	6-5	190	Sr.	15.9	3.4	110
Greg Dreiling	C	7-1	250	Sr.	11.6	6.7	57
Calvin Thompson	G	6-6	205	Sr.	13.4	4.5	117

STARTERS RETURNING

Name	Pos	Ht	Wt	Class	Pts	Rebs	Ast
Danny Manning	F	6-11	215	Jr.	16.7	6.3	93
Cedric Hunter	G	6-0	180	Sr.	9.1	3.6	278

ADDITIONAL LETTERMEN LOST

Name	Pos	Ht	Wt	Class	Pts	Rebs	Ast
Jerry Johnson	F	6-7	190	Fr.	1.7	1.3	7
Altonio Cambell	G	5-11	165	Jr.	.9	.7	8
Rodney Hull	F	6-7	205	Jr.	1.2	.9	1
Jeff Johnson	G	6-4	175	Jr.	.0	.0	0

ADDITIONAL LETTERMEN RETURNING

Name	Pos	Ht	Wt	Class	Pts	Rebs	Ast
Mark Turgeon	G	5-10	150	Sr.	2.4	.7	91
Chris Piper	F	6-8	190	Jr.	2.0	2.3	10
Scooter Barry	G	6-2	165	So.	1.4	.4	3
Milt Newton	F	6-4	180	So.	1985-86 Redshirt		
Mark Pellock	F	6-8	190	So.	1985-86 Redshirt		


TOP NEWCOMERS

Name	Pos	Ht	Wt	Class	Pts	Rebs	Ast
Sean Alvarado	C	6-10	195	Jr.	8.4	4.2	NA
Jeff Gueldner	G-F	6-5	170	Fr.	17.0	9.0	NA
Keith Harris	F	6-6	185	Fr.	18.0	12.0	NA
Kevin Pritchard	G	6-3	185	Fr.	22.3	NA	NA
Mark Randall	F	6-9	190	Fr.	27.2	12.5	NA

PROVIDENCE FRIARS

JANUARY 20, 1987
7:30 P.M. (EST)

JAMES L. KNIGHT CENTER
MIAMI, FLORIDA



GENERAL INFORMATION

Location: Providence, Rhode Island
School Founded: 1917
Enrollment: 3,500
Conference: Big East
Nickname: Friars
Colors: Black & White
Home Arena: Providence Civic Center
Capacity: 12,500
All Time Record: 879-511
All Time Record vs. UM: 1-1
1985-86 Record: 17-14
1985-86 Conference Record: 7-9
Conference Finish: Fifth

PERSONNEL INFORMATION

President: Very Rev. John F. Cunningham,
O.P. (Providence, 1949)
Athletic Director: Louis A. Lamoriello
(Providence, 1963)
SID: John M. Marinatto (Providence, 1970)
SID Phone: (401) 865-2272
SID Home Phone: (401) 944-6152
Basketball SID: John M. Marinatto
Home Phone: Same
Telecopier Phone: (401) 865-2583
Press Row Phone: (401) 421-0230

1985-86 RESULTS (17-14)

Opponent	W-L	Score
ASSUMPTION	W	97-47
RICHMOND	L	64-70
NORTHEASTERN	W	83-68
BROWN	W	107-80
RHODE ISLAND	W	78-71
MAINE	W	94-62
HOLY CROSS	W	109-78
HOWARD	W	93-84
ARKANSAS (LR)	W	104-80
XAVIER (OHIO)	L	63-75
ST. JOHN'S	L (OT)	90-95
GEORGETOWN	L	79-110
NOTRE DAME	L	72-78
VILLANOVA	L (2OT)	77-78
PITTSBURGH	L	70-71
B.C.	W (OT)	76-75
SYRACUSE	L	73-95
VILLANOVA	L	68-80
GEORGETOWN	L	54-69
BOSTON COLLEGE	W	92-83
ST. JOHN'S	L	61-85
SETON HALL	W	67-66
SYRACUSE	L	75-76
PITTSBURGH	W	76-67
CONNECTICUT	W	74-67
SETON HALL	W	97-82
CONNECTICUT	W	69-66
VILLANOVA	L	63-75
BOSTON UNIV.	W	72-69
GEORGE MASON	W	90-71
LOUISIANA TECH	L	63-64

1986-87 SCHEDULE


Nov.	28	FLEET Basketball Classic
	29	FLEET Basketball Classic
Dec.	2	Holy Cross College
	6	UNIVERSITY OF RHODE ISLAND
	9	BROWN UNIVERSITY
	11	SIENA COLLEGE
	20	RIDER COLLEGE
	27	UNIVERSITY OF MAINE
	29	HOFSTRA
Jan.	3	Pittsburgh
	5	SYRACUSE
	10	Villanova
	14	CONNECTICUT
	17	BOSTON COLLEGE
	20	Miami
	24	Connecticut
	28	GEORGETOWN
	31	ST. JOHN'S
Feb.	3	Boston College
	7	PITTSBURGH
	14	St. John's
	17	SETON HALL
	19	Syracuse
	25	Seton Hall
	28	Georgetown
Mar.	2	VILLANOVA
	5	BIG EAST
	6	Basketball
	7	Championship
	8	at Madison Square Garden

HEAD COACH RICK PITINO

Alma Mater: Massachusetts, 1974
Office Phone: (401) 865-2266
Best Time to Call: Mornings
Years as College Head Coach: 7th
Overall Collegiate Record: 108-65
Years at Providence: 2nd
Record at Providence: 17-14



Rick Pitino



Billy Donovan

ASSISTANT COACHES

NAME	ALMA MATER/YEAR
Gordon Chiesa	St. Thomas Aquinas/1973
Stu Jackson	Seattle/1978
Herb Sendek	Carnegie Mellon/1985

STARTERS LOST

Name	Pos	Ht	Wt	Class	Pts	Rebs	Ast
Harold Starks	G	6-0	180	Sr.	9.3	3.2	3.46
Alan Roth	F	6-5	200	Sr.	8.0	5.3	1.5

STARTERS RETURNING

Name	Pos	Ht	Wt	Class	Pts	Rebs	Ast
Billy Donovan	G	6-0	170	Sr.	15.1	1.6	4.75
Steve Wright	C	6-9	210	Jr.	9.2	7.3	.25
Dave Kipfer	F	6-7	215	Sr.	9.8	4.0	.67

ADDITIONAL LETTERMEN LOST

Name	Pos	Ht	Wt	Class	Pts	Rebs	Ast
Donald Brown	G	6-2	175	Sr.	8.0	1.7	2.06
Dick Pennefather	G	6-3	185	Sr.	1.4	.5	.18

ADDITIONAL LETTERMEN RETURNING

Name	Pos	Ht	Wt	Class	Pts	Rebs	Ast
Ernie Lewis	F	6-5	185	Sr.	7.5	3.2	2.6
Matt Palazzi	G	6-2	180	Jr.	6.5	1.7	1.2
Jacek Duda	C	6-10	230	Sr.	2.7	2.9	.45
Darryl Wright	F	6-5	175	So.	4.5	1.5	.62
Bryan Benham	F	6-5	200	So.	.9	.4	.33

TOP NEWCOMERS

Name	Pos	Ht	Wt	Class	Pts	Rebs	Ast
Del Ray Brooks	G	6-4	195	So.	33.5	—	—
Marty Conlon	F	6-9	208	Fr.	22	—	—
Abdul Shamsid Deen	C	6-10	—	Fr.	23	—	—
Carlton Screen	G	5-11	160	Fr.	24.5	—	—
James Best	F	6-4	180	Jr.	10.7	—	—
Quinton Burton	F	6-5	197	Fr.	25	—	—

MARQUETTE WARRIORS

JANUARY 24, 1987
7:30 P.M. (EST)
JAMES L. KNIGHT CENTER
MIAMI, FLORIDA

GENERAL INFORMATION

Location: Milwaukee, Wisconsin
School Founded: 1881
Enrollment: 12,000
Conference: Independent
Nickname: Warriors
Colors: Royal Blue and Gold
Home Arena: MECCA Arena
Capacity: 11,052
All Time Record: 982-610
All Time Record vs. UM: 1-0
1985-86 Record: 19-11
1985-86 Conference Record: Independent

1985-86 RESULTS (19-11)

Opponent	W-L	Score
PRAIRIE VIEW A & M	W	84-50
WISCONSIN	L	74-75
WESTERN MICHIGAN	W	82-78
BRADLEY	L	64-66
CREIGHTON	W	76-72
MINNESOTA	W	74-63
NORTHERN ILLINOIS	L	68-74
VALPARAISO	W	70-57
CAL STATE LONG BEACH	W	60-48
KANSAS STATE	L	55-56
LOYOLA	W	72-70
HOLY CROSS	W	86-46
COLORADO	W	91-71
SW LOUISIANA	W	87-71
DAYTON	W	70-60
NORTH CAROLINA	L	64-66
HARTFORD	W	66-55
VIRGINIA COMMONWEALTH	L	56-61
NOTRE DAME	L (OT)	70-72
XAVIER	L	71-85
DEPAUL	W (OT)	70-65
LEHIGH	W	77-63
STETSON	W	68-63
DAYTON	W	82-79
UW-GREEN BAY	W	66-46
NOTRE DAME	L	66-74
MIAMI (FL)	W	84-82
DEPAUL	L	87-95
DRAKE	W	79-59
SW MISSOURI STATE	L	69-83



PERSONNEL INFORMATION

President: Rev. John P. Raynor, S.J.
(St. Louis University, 1947)
Athletic Director: Henry C. Raymonds
(St. Louis University, 1949)
SID: Betsy Van Sickle (Edinboro University, 1970)
SID Phone: (414) 224-7447
SID Home Phone: (414) 224-0654
Basketball SID: Betsy Van Sickle
Home Phone: same
Telecopier Phone: (414) 224-5287

1986-87 SCHEDULE


Dec.	1	WISCONSIN
	3	LEHIGH
	6	IONA
	13	TENNESSEE
	16	Northwestern
	20	Bradley
	23	Creighton
	26-27	MILWAUKEE CLASSIC
	31	Loyola Marymount
Jan.	3	Colorado
	7	KANSAS STATE
	10	VIRGINIA COMMONWEALTH
	12	Western Michigan
	17	DAYTON
	21	Loyola
	24	Miami
	31	Notre Dame
Feb.	4	VALPARAISO
	7	STETSON
	11	DEPAUL
	14	HARTFORD
	15	North Carolina
	21	Dayton
	25	FORDHAM
	28	NOTRE DAME
Mar.	3	EVANSVILLE
	7	DePaul

HEAD COACH BOB DUKIET

Alma Mater: Boston College, 1970
Office Phone: (414) 224-7130
Best Time to Call: 11:00 a.m.-1:00 p.m. (CST)
Years as College Head Coach: 8th
Overall Collegiate Record: 135-64
Years at Marquette: 1st
Record at Marquette: 0-0



Bob Dukiet



David Boone

ASSISTANT COACHES

NAME	ALMA MATER/YEAR
Rudy Keeling	Quincy College/1969
Tom McConnell	Point Park/1984

STARTERS LOST

Name	Pos	Ht	Wt	Class	Pts	Rebs	Ast
Kerry Trotter	F	6-6	200	Sr.	13.6	6.4	120
Walter Downing	C	6-9	235	Sr.	7.1	3.6	8
Benny Moore	G	6-4	175	Sr.	11.8	2.5	65

STARTERS RETURNING

Name	Pos	Ht	Wt	Class	Pts	Rebs	Ast
David Boone	F	6-6	215	Sr.	15.3	10.6	18
Kevin Johnson	G	6-1	175	Sr.	7.9	2.6	150

ADDITIONAL LETTERMEN RETURNING

Name	Pos	Ht	Wt	Class	Pts	Rebs	Ast
Tom Copa	C	6-10	250	Sr.	7.9	4.0	6
Mike Davis	F	6-10	225	Sr.	2.2	0.8	3
Pat Foley	F	6-7	210	Jr.	2.1	1.9	10
Herb Harrison	F	6-9	225	Sr.	3.2	1.9	1
Tony Reeder	F	6-7	210	Jr.	2.7	1.5	6
Ken Rice	G	6-6	195	So.	1.5	0.8	2

TOP NEWCOMERS

Name	Pos	Ht	Wt	Class	Pts	Rebs	Ast
John Ellenson	F	6-7	218	Fr.	25.1	11.1	—
Michael Flory	F	6-6	210	Jr.	18.0	9.4	—
Rod Grosse	C	6-11	210	Fr.	20.5	14.5	—
Roman Muller	C	7-0	210	Fr.	20.0	13.0	—
Tony Smith	G	6-3	180	Fr.	21.0	6.1	—

NEW MEXICO LOBOS

JANUARY 29, 1987
9:35 P.M. (EST)
UNIVERSITY ARENA
ALBUQUERQUE, NEW MEXICO



GENERAL INFORMATION

Location: Albuquerque, New Mexico
School Founded: 1889
Enrollment: 24,494
Conference: Western Athletic
Nickname: Lobos
Colors: Red, White and Gray
Home Arena: University Arena
Capacity: 17,126
All Time Record: 829-727
All Time Record vs. UM: 0-0
1985-86 Record: 17-14
1985-86 Conference Record: 8-8
Conference Finish: Fifth

PERSONNEL INFORMATION

President: Gereld May (Bradley, 1962)
Athletic Director: John Bridges (Auburn, 1947)
SID: John Keith (Central Oklahoma State, 1963)
SID Phone: (505) 277-2026
SID Home Phone: (505) 296-3349
Basketball SID: Greg Remington (Kansas, 1980)
Home Phone: (505) 293-5048
Telecopier Phone: (505) 277-2026
Press Row Phone: (505) 277-3965

1985-86 RESULTS (17-14)

Opponent	W-L	Score
BUCKNELL	W	71-57
SAN DIEGO	W	61-46
MORGAN STATE	W	66-50
OREGON STATE	W	81-63
U.S. INTERNATIONAL	W	132-95
GEORGETOWN	L	51-76
ARIZONA	L	55-70
ALABAMA STATE	W	92-82
NEW MEXICO STATE	W	54-44
KENT STATE	W	52-40
MICHIGAN STATE	L	61-76
NEW MEXICO STATE	L	44-53
UTAH	W	71-58
BRIGHAM YOUNG	W	60-57
WYOMING	W	47-45
COLORADO STATE	L	58-65
SAN DIEGO STATE	L	68-71
HAWAII	W	93-57
COLORADO STATE	W	64-51
UTEP	L	70-71
UTEP	L (OT)	54-68
AIR FORCE	W	72-70
WYOMING	L	65-67
BRIGHAM YOUNG	L	67-74
UTAH	L	59-60
AIR FORCE	L	64-66
HAWAII	W	65-64
SAN DIEGO STATE	W (OT)	95-92
BRIGHAM YOUNG	W	79-68
WYOMING	L	54-56
TEXAS	L	66-69

1986-87 SCHEDULE


Nov.	16	Bosnia, Yugoslavia (Exhibition)
	28	Hawaiian Airlines Siversword International
	29	(Arkansas St., Chaminade, Missouri, UNM,
	30	UNC-Charlotte, Vanderbilt, Va. Commonwealth, Cal-State Long Beach)
Dec.	2	JACKSON STATE
	4	New Mexico State
	6	TEXAS
	8	IDAHO
	10	NEW MEXICO HIGHLANDS
	20	NEW MEXICO STATE
	23	OHIO STATE
	26	CREAMLAND-LOBO INVITATIONAL
	27	(Drake vs. Miami, Ohio— UNM vs. Brown)
	30	WINTHROP
Jan.	3	San Diego State
	5	Hawaii
	9	UTAH
	10	BRIGHAM YOUNG
	15	Wyoming
	17	Air Force
	24	COLORADO STATE
	26	TEXAS EL PASO
	29	MIAMI, FLA.
	31	Texas-El Paso
Feb.	5	Brigham Young
	7	Utah
	13	HAWAII
	14	SAN DIEGO STATE
	17	EASTERN WASHINGTON
	21	Colorado State
	26	WYOMING
	28	AIR FORCE
Mar.	3, 5-7	WAC TOURNAMENT

HEAD COACH GARY COLSON

Alma Mater: David Lipscomb, 1956
Office Phone: (505) 277-4505
Best Time to Call: 9:00 a.m.-noon
Years as College Head Coach: 28th
Overall Collegiate Record: 440-288
Years at New Mexico: 7th
Record at New Mexico: 99-82



Gary Colson



Kelvin Scarborough

ASSISTANT COACHES

NAME	ALMA MATER/YEAR
Larry Shyatt	Wooster/1972
Scott Duncan	Wooster/1978
Ira Zeff	Wooster/1974

STARTERS LOST

Name	Pos	Ht	Wt	Class	Pts	Rebs	Ast
Johnney Brown	F	6-6	215	Sr.	20.9	7.5	1.0

STARTERS RETURNING

Name	Pos	Ht	Wt	Class	Pts	Rebs	Ast
Kelvin Scarborough	G	6-1	170	Sr.	10.8	4.2	4.8
Mike Winters	F	6-8	210	Sr.	5.3	5.1	3.9
Kelly Graves	G	6-6	190	Sr.	6.9	2.7	2.7
Robert Loeffel	C	7-0	280	So.	6.8	3.1	—

ADDITIONAL LETTERMEN LOST

Name	Pos	Ht	Wt	Class	Pts	Rebs	Ast
None							

ADDITIONAL LETTERMEN RETURNING

Name	Pos	Ht	Wt	Class	Pts	Rebs	Ast
Paul Lawson	G	6-1	170	Jr.	3.5	1.7	2.29
Brian Parker	C-F	6-7	270	So.	2.5	1.5	—
Larry Markland	F	6-7	203	Jr.	2.3	2.0	—
Bob Arnold	G	6-6	190	So.	1.4	0.6	—
Hunter Greene (Redshirt)	F	6-7	185	Jr.	11.4	4.3	—

TOP NEWCOMERS

Name	Pos	Ht	Wt	Class	Pts	Rebs	Ast
George Adams	F	6-8	187	Jr.	16	8	—
Robert Newton	F-C	6-9	175	Fr.	16	11	—
Rob Robbins	G	6-5	195	Fr.	23	10	—
Darrel Mcgee	G	6-0	180	Fr.	16	—	10
Marvin McBurrows	G	6-4	170	Fr.	13	9	—

SAN DIEGO STATE AZTECS

JANUARY 31, 1987

10:30 P.M. (EST)

SAN DIEGO SPORTS ARENA
SAN DIEGO, CALIFORNIA



GENERAL INFORMATION

Location: San Diego, California
School Founded: 1897
Enrollment: 34,000
Conference: Western Athletic
Nickname: Aztecs
Colors: Scarlet and Black
Home Arena: San Diego Sports Arena
Capacity: 13,400
All Time Record: 910-644
All Time Record vs. UM: 0-0
1985-86 Record: 10-19
1985-86 Conference Record: 7-9
Conference Finish: Sixth

1985-86 RESULTS (10-19)

Opponent	W-L	Score
LOUISIANA TECH	L	72-74
EASTERN WASHINGTON	L	79-81
ARKANSAS	L	64-76
ORAL ROBERTS	L	77-89
ARIZONA	L	66-72
UNIV. OF SAN DIEGO	L	64-81
NEVADA-LAS VEGAS	L	85-105
FLORIDA	W	63-62
UNC CHARLOTTE	L	76-77
FRESNO ST.	L	49-61
AIR FORCE	W	69-50
COLORADO STATE	W	72-56
UTAH	L (OT)	89-93
BRIGHAM YOUNG	L	70-82
NEW MEXICO	W	71-68
TEXAS-EL PASO	W	67-66
HAWAII	L (OT)	80-83
WYOMING	W	88-82
COLORADO STATE	L	72-75
AIR FORCE	W	69-63
BRIGHAM YOUNG	L	71-81
UTAH	L	58-59
WYOMING	L	71-89
HAWAII	W	80-70
U.S. INTERNATIONAL	W	138-93
TEXAS-EL PASO	L	64-91
NEW MEXICO	L (OT)	92-95
UTAH	W	73-71
TEXAS-EL PASO	L	76-78

PERSONNEL INFORMATION


President: Dr. Thomas B. Day
(Notre Dame, 1952)
Athletic Director: Dr. Fred Miller
(Pacific, 1953)
SID: John Rosenthal (Wisconsin, 1971)
SID Phone: (619) 582-8965
SID Home Phone: (619) 672-2258
Basketball SID: Dave Kuhn (Navy, 1973)
Home Phone: (619) 582-8965
Telecopier Phone: (619) 265-6596
Press Row Phone: (619) 222-4685

1986-87 SCHEDULE


Dec.	1	UC-Santa Barbara
	4	ARIZONA
	11	U OF SAN DIEGO
	13	CSU-LOS ANGELES
	19	Volunteer Classic (SDSU, Ball State, UNC-Charlotte, Tennessee)
	20	Volunteer Classic
	22	Memphis State
	27	HOLIDAY BOWL CLASSIC (SDSU, Arizona St., Mississippi, Manhattan)
	28	HOLIDAY BOWL CLASSIC
	29	NORTHERN IOWA
Jan.	3	NEW MEXICO
	5	TEXAS-EL PASO
	8	Air Force Academy
	10	Colorado State
	15	Brigham Young
	17	Utah
	22	WYOMING
	26	Hawaii
	29	USIU
	31	MIAMI
Feb.	5	COLORADO STATE
	7	AIR FORCE ACADEMY
	13	Texas-El Paso
	14	New Mexico
	19	Wyoming
	21	HAWAII
	26	BRIGHAM YOUNG
	28	UTAH
Mar.	3-7	WAC Tournament

HEAD COACH DAVID "SMOKEY" GAINES

Alma Mater:
Office Phone: (619) 265-6249
Best Time to Call: Mornings
Years as College Head Coach: 10th
Overall Collegiate Record: 154-102
Years at San Diego State: 8th
Record at San Diego State: 107-92



Smokey Gaines



Tracy Dildy

ASSISTANT COACHES

NAME	ALMA MATER/YEAR
Michael Brunker	Detroit/1974
Dave Babcock	Grand Canyon/1981

STARTERS LOST

Name	Pos	Ht	Wt	Class	Pts	Rebs	Ast
Anthony Watson	G	6-3	175	Sr.	22.5	5.1	96
Steffond Johnson	C	6-8	240	Sr.	15.7	8.4	11
John Martens	F	6-9	225	Sr.	12.2	7.3	43
Creon Dorsey	G	5-10	185	Sr.	8.2	2.8	92
*Bobby Owens	G	6-1	180	Sr.	7.0	2.4	49

*Started 15 games

STARTERS RETURNING

Name	Pos	Ht	Wt	Class	Pts	Rebs	Ast
*Kevin Brown	C	6-8	215	So.	2.9	4.6	5

*Started 16 of 29 games

ADDITIONAL LETTERMEN LOST

Name	Pos	Ht	Wt	Class	Pts	Rebs	Ast
Rob Hawkins	F	6-5	200	Fr.	0.8	0.5	1
Dave DesRochers	F	6-5	255	So.	0.7	0.1	0

ADDITIONAL LETTERMEN RETURNING

Name	Pos	Ht	Wt	Class	Pts	Rebs	Ast
Tracy Dildy	G	5-11	180	So.	2.9	1.3	73
Josh Lowery	G	6-4	175	So.	6.1	1.3	24
Johnny Scruggs	F	6-4	185	So.	3.9	2.7	12
Darryl Gaines	G	6-3	175	So.	2.8	1.7	5
Jeff Bobin	F	6-7	210	So.	0.6	0.8	4
†Gerald Murray	C	6-8	245	Jr.	3.0	2.3	2

†Redshirt in 1985-86...stats from 1984-85 season

TOP NEWCOMERS

Name	Pos	Ht	Wt	Class	Pts	Rebs	Ast
Juan Espinoza	F	6-7	205	Jr.	15.1	8.5	—
Kent Bryant	F	6-6	210	Fr.	19.5	12.0	5.0/game
Tony Ross	G	6-3	175	Fr.	26.0	7.3	4.4/game
John Baskin	F	6-8	215	Fr.	28.1	14.0	—
Rodney Hawkins	F	6-8	205	Jr.	14.6	9.0	—
Chris Fox	G	6-2	190	Fr.	17.9	—	5.8/game

FLORIDA STATE SEMINOLES

FEBRUARY 4, 1987

7:30 PM (EST)

JAMES L. KNIGHT CENTER

MIAMI, FLORIDA

FEBRUARY 26, 1987

7:00 P.M. (EST)

LEON COUNTY CIVIC CENTER

TALLAHASSEE, FLORIDA



GENERAL INFORMATION

Location: Tallahassee, Florida

School Founded: 1857

Enrollment: 22,000

Conference: Metro

Nickname: Seminoles

Colors: Garnett and Gold

Home Arena: Leon County Civic Center

Capacity: 12,500

All Time Record: 598-422

All Time Record vs. UM: 24-22

1985-86 Record: 12-17

1985-86 Conference Record: 4-10

Conference Finish: Sixth

PERSONNEL INFORMATION

President: Dr. Bernard F. Sliger

(Michigan State, 1949)

Athletic Director: C. W. "Hootie" Ingram

(Alabama, 1954)

SID: Wayne Hogan (Florida State, 1979)

SID Phone: (904) 644-1060

SID Home Phone: (904) 386-5359

Basketball SID: Lisa Franson

and Wayne Hogan

Home Phone: (904) 575-4773 (LF)

Telecopier Phone: (904) 644-1060

Press Row Phone: TBA

1985-86 RESULTS (12-17)

Opponent	W-L	Score
TAMPA	W	86-62
FLORIDA	L	66-85
NORTH CAROLINA STATE	W	76-67
WESTERN CAROLINA	W	91-83
FLORIDA TECH	W	122-83
ALABAMA	L	89-100
PITT	L	75-88
NORTH CAROLINA	L	64-109
JACKSONVILLE	L	62-69
CENTRAL FLORIDA	W	76-58
CALIFORNIA UNIV. PA	W	113-75
CINCINNATI	W	76-73
LOUISVILLE	L	64-85
SOUTHERN MISSISSIPPI	L	92-94
MIAMI	L	75-83
NEW ORLEANS	L	55-76
VIRGINIA TECH	L	73-86
SOUTH CAROLINA	L	73-81
MIAMI	W	90-72
SOUTHERN MISS	L	96-102
MEMPHIS STATE	L	73-99
NEW ORLEANS	W	96-77
CINCINNATI	L	72-78
LOUISVILLE	L	67-89
MEMPHIS STATE	W	82-80
VIRGINIA TECH	L	84-92
SOUTH CAROLINA	W	68-62
VIRGINIA TECH	W	77-76
MEMPHIS STATE	L	71-73

1986-87 SCHEDULE

Nov.	28	FLORIDA
Dec.	4	CENTRAL FLORIDA
	6	ALABAMA
	13	Oklahoma
	16	Western Carolina
	20	VIRGINIA COMMONWEALTH
	29-30	Citrus Classic (Alcorn State, Central Florida, Tennessee)
Jan.	3	Jacksonville
	5	WISCONSIN-GREEN BAY
	7	LOUISVILLE
	12	STETSON
	17	Cincinnati
	19	Memphis State
	21	SOUTH CAROLINA
	24	Southern Mississippi
	31	Virginia Tech
Feb.	2	CINCINNATI
	4	Miami
	7	MEMPHIS STATE
	14	South Carolina
	18	Louisville
	23	VIRGINIA TECH
	25	MIAMI
	28	SOUTHERN MISSISSIPPI
Mar.	6-8	Metro Conference Tournament

HEAD COACH PAT KENNEDY

Alma Mater: Kings College, 1975

Office Phone: (904) 644-1060

Best Time to Call: Mornings

Years as College Head Coach: 7th


Overall Collegiate Record: 124-60

Years at Florida State: 1st

Record at Florida State: 0-0



Pat Kennedy



Randy Allen

ASSISTANT COACHES

NAME

Rich Petriccione

David Zimroth

ALMA MATER/YEAR

Iona/1981

Florida State/1978

STARTERS LOST

Name	Pos	Ht	Wt	Class	Pts	Rebs	Ast
David Shaffer	F	6-8	220	Sr.	7.7	4.3	3.9

STARTERS RETURNING

Name	Pos	Ht	Wt	Class	Pts	Rebs	Ast
Randy Allen	F	6-8	222	Sr.	13.7	6.2	0.6
Pee Wee Barber	G	5-11	159	Sr.	16.8	2.4	5.0
Jerome Fitchett	F	6-7	182	Jr.	10.2	4.5	1.0
LaRae Davis	G	6-0	177	Sr.	12.0	4.4	4.0


ADDITIONAL LETTERMEN RETURNING

Name	Pos	Ht	Wt	Class	Pts	Rebs	Ast
Raleigh Choice	C	6-10	210	Sr.	10.0	4.5	0.3
Tat Hunter	F	6-7	195	So.	6.8	4.6	0.3
George McCloud	G-F	6-6	209	So.	4.4	1.8	1.0
Tony Karasek	C	6-10	225	Sr.	2.6	1.9	0.5
Craig Mateer	G	6-1	176	Jr.	2.0	1.1	1.3

TOP NEWCOMERS

Name	Pos	Ht	Wt	Class	Pts	Rebs	Ast
Jon Fedor	F	6-8	200	Fr.	15.4	10.0	-
Anthony Blackman	G	6-3	180	Jr.	18.0	4.3	7.5
Joey Barnes	G	6-1	150	Fr.	17.0	-	11.0

NAVY MIDSHIPMEN FEBRUARY 7, 1987 3:00 P.M. (EST) BALTIMORE CIVIC CENTER BALTIMORE, MARYLAND



GENERAL INFORMATION

Location: Annapolis, Maryland
School Founded: 1845
Enrollment: 4,500
Conference: Colonial Athletic Association
Nickname: Midshipmen
Colors: Navy Blue and Gold
Home Arena: Halsey Field House
Capacity: 5,000
All Time Record: 955-529
All Time Record vs. UM: 0-0
1985-86 Record: 30-5
1985-86 Conference Record: 13-1
Conference Finish: First

PERSONNEL INFORMATION

President: TBA
Athletic Director: J.O. Coppedge (Navy, 1946)
SID: Tom Bates (Notre Dame, 1960)
SID Phone: (301) 268-6226
SID Home Phone: (301) 647-5977
Basketball SID: Vince Benigni (Indiana, PA, 1983)
Home Phone: (301) 268-5675
Telecopier Phone: (301) 269-6779
Press Row Phone: (301) 263-4505

1985-86 RESULTS (30-5)

Opponent	W-L	Score
ST. JOHN'S	L	58-66
WESTMINSTER	W	84-54
CASE WESTERN RESERVE	W	105-55
PENN STATE	W	103-50
OHIO U.	W	73-62
SYRACUSE	L	67-89
AIR FORCE	W	70-53
ARMY	W	93-63
DEPAUL	W	67-64
GEORGIA TECH	L	64-82
UNC-WILMINGTON	W	76-61
EAST CAROLINA	W	67-62
JAMES MADISON	W	85-54
GEORGE MASON	W	82-74
LAFAYETTE	W	71-56
AMERICAN	W	97-68
DELAWARE	W	108-63
RICHMOND	L	61-67
WILLIAM & MARY	W	76-68
UNC-WILMINGTON	W	95-68
EAST CAROLINA	W	71-56
GEORGE MASON	W	81-68
JAMES MADISON	W	63-51
FAIRFIELD	W	78-53
AMERICAN	W	74-53
WILLIAM & MARY	W	66-51
ARMY	W (OT)	55-52
RICHMOND	W	85-72
JAMES MADISON	W	81-67
UNC-WILMINGTON	W	62-60
GEORGE MASON	W	72-61
TULSA	W	87-68
SYRACUSE	W	97-85
CLEVELAND STATE	W	71-70
DUKE	L	50-71

1986-87 SCHEDULE


NOV.	22	Tip-Off Classic at Springfield, MA
		Navy vs. North Carolina State
	28-29	Cutlass Classic at East Lansing, MI
		Navy vs. Utica
		Michigan State vs. Eastern Michigan
DEC.	5	YALE
	8	ST. LEO
	27-29	Runnin' Rebel Classic at Las Vegas, NV
		Navy vs. Old Dominion
		UNLV vs. Idaho State
JAN.	3	UNC-WILMINGTON
	5	EAST CAROLINA
	10	at James Madison
	12	at George Mason
	14	at Lafayette
	17	AMERICAN
	19	DELAWARE
	21	at Drexel
	23	WILLIAM & MARY
	25	at Kentucky
	27	RICHMOND
	31	at East Carolina
FEB.	2	at UNC-Wilmington
	5	JAMES MADISON
	7	MIAMI (at Balt. Civic Ctr.)
	9	GEORGE MASON
	11	UMBC
	14	at American
	16	at William & Mary
	21	ARMY
	24	at Richmond
	28	CAA Tournament/Quarterfinals at Hampton, VA

HEAD COACH PETE HERRMANN

Alma Mater: Geneseo State, 1970
Office Phone: (301) 267-3685
Best Time to Call: mornings
Years as College Head Coach: 1st
Overall Collegiate Record: 0-0
Years at Navy: 1st
Record at Navy: 0-0



Peter Herrmann



David Robinson

ASSISTANT COACHES

NAME	ALMA MATER/YEAR
John Fitzpatrick	Bowling Green/1980
Dave Laton	UNC-Greensboro/1977
Emmett Davis	St. Lawrence/1981

STARTERS LOST

Name	Pos	Ht	Wt	Class	Pts	Rebs	Ast
Vernon Butler	F	6-7	240	Sr.	16.4	7.4	-
Kylor Whitaker	G	6-6	190	Sr.	13.0	-	160 (4.6)

STARTERS RETURNING

Name	Pos	Ht	Wt	Class	Pts	Rebs	Ast
David Robinson	C	6-11	230	Sr.	22.7	13.0	-
Doug Wojcik	G	6-1	180	Sr.	5.3	-	251 (7.4)
Carl Liebert	F	6-6	205	Sr.	4.9	3.6	-

ADDITIONAL LETTERMEN LOST

Name	Pos	Ht	Wt	Class	Pts	Rebs	Ast
Tony Wells	F	6-7	220	Sr.	1.7	1.0	-
Brian Gregory	G	5-9	150	Sr.	0.6	-	-

ADDITIONAL LETTERMEN RETURNING

Name	Pos	Ht	Wt	Class	Pts	Rebs	Ast
Cliff Rees	G	6-4	180	Jr.	5.1	-	50
Derric Turner	F	6-6	195	So.	2.5	2.7	-
Nate Bailey	F	6-6	190	So.	4.3	3.0	-

(five other letterwinners returning)

TOP NEWCOMERS

Name	Pos	Ht	Wt	Class	Pts	Rebs	Ast
Byron Hopkins	F	6-8	185	Fr.	16.0	8.0	-
Matt Nordmann	G	6-4	190	Fr.	22.0	10	-

FAIRLEIGH DICKINSON KNIGHTS

FEBRUARY 10, 1987
7:00 P.M. (EST)
THE MEADOWLANDS
EAST RUTHERFORD, NEW JERSEY



GENERAL INFORMATION

Location: Rutherford, New Jersey
School Founded: 1942
Enrollment: 15,000
Conference: ECAC Metro
Nickname: Knights
Colors: Columbia Blue and Maroon
Home Arena: University Gym
Capacity: 1,500
All Time Record: 476-426
All Time Record vs. UM: 0-0
1985-86 Record: 22-8
1985-86 Conference Record: 13-3
Conference Finish: Second

PERSONNEL INFORMATION

President: Dr. Robert H. Donaldson
(Harvard, 1964)
Athletic Director: Roy Danforth
(So. Mississippi, 1962)
SID: Michael E. Elkow (Lycoming, 1983)
SID Phone: (201) 692-2244/2245
SID Home Phone: (201) 855-0555
Basketball SID: Michael E. Elkow
Home Phone: Same
Telecopier Phone: (201) 692-2245
Press Row Phone: TBA

1985-86 RESULTS (22-8)

Opponent	W-L	Score
RUTGERS	L	70-78
MT. ST. MARY'S	W	91-70
MARYLAND	L	51-74
HOFSTRA	W	82-55
ST. JOHN'S	L	56-88
QUINNIPAC	W	77-59
CONCORDIA	W	80-60
COPPIN ST.	W	74-58
ST. PETER'S	L	59-74
NJ TECH	W	97-65
LOYOLA	W	67-57
ROBERT MORRIS	W	59-54
ST. FRANCIS PA	W	76-64
WAGNER	W	86-73
ST. FRANCIS NY	W	81-55
LIU	L	80-81
MARIST	L	57-59
MONMOUTH	W	67-60
LOYOLA	W	74-63
UTICA	W	75-74
ST. FRANCIS PA	W	82-74
ROBERT MORRIS	W	74-61
MONMOUTH	W	102-81
WAGNER	L	76-80
MARIST	W	76-57
LONG ISLAND U.	W	81-74
ST. FRANCIS NY	W	83-82
LONG ISLAND U.	W	86-57
WAGNER	W	81-77
MARIST	L	56-57

1986-87 SCHEDULE


Nov.	29	MOUNT ST. MARY'S
Dec.	7	ST. MARY'S COLLEGE
	10	St. Francis, NY
	20	MONTCLAIR STATE
	23	St. Peter's
	2-3	Blue Devil Tournament— New Britain, Conn., (Central Connecticut, Utica, Sam Houston St.)
	5	Loyola
	8	ST. FRANCIS, PA
	10	ROBERT MORRIS
	12	Monmouth
	17	Wagner
	21	ST. FRANCIS, NY
	24	Long Island University
	28	MARIST
	31	MONMOUTH
Feb.	2	MERCY COLLEGE
	5	Utica
	10	MEADOWLANDS DOUBLEHEADER FDU vs. Miami (FL) St. John's vs. Seton Hall
	12	St. Francis, PA
	14	Robert Morris
	16	MADISON SQUARE GARDEN DOUBLEHEADER First Round Game TBA FDU vs. St. John's
	19	Marist
	21	WAGNER
	25	LOYOLA
	28	LONG ISLAND UNIVERSITY

HEAD COACH TOM GREEN

Alma Mater: Syracuse, 1971
Office Phone: (201) 460-5055
Best Time to Call: 10:00 a.m.-11:00 a.m.
Years as College Head Coach: 4th
Overall Collegiate Record: 60-30
Years at Fairleigh Dickinson: 4th
Record at Fairleigh Dickinson: 60-30



Tom Green



Damari Riddick

ASSISTANT COACHES

NAME	ALMA MATER/YEAR
Ellonya Green	Upsala/1980
Chris Heimert	Towson State/1979
Jim Hill	Upsala/1970

STARTERS LOST

Name	Pos	Ht	Wt	Class	Pts	Rebs	Ast
Gary Wilson	C	6-8	235	Sr.	9.4	6.8	20
Ron Duncan	G	6-5	195	Sr.	9.7	3.7	40

STARTERS RETURNING

Name	Pos	Ht	Wt	Class	Pts	Rebs	Ast
Damari Riddick	F	6-8	210	Jr.	13.9	5.7	36
Kevin Saulny	G	5-11	145	Sr.	6.0	1.8	151

ADDITIONAL LETTERMEN RETURNING

Name	Pos	Ht	Wt	Class	Pts	Rebs	Ast
Jamie Latney	F	6-6	200	Jr.	14.1	6.0	15
Kevin Horton	G	6-4	205	Sr.	9.5	4.5	53

TOP NEWCOMERS

Name	Pos	Ht	Wt	Class	Pts	Rebs	Ast
Richard Moore	G	6-2	185	Jr.	13.5	5.6	4.5
Mike Bozeman	G-F	6-3	180	Jr.	17.5	4.3	7.1
Eric Odom	F	6-4	205	Fr.	20.0	10.0	—
Charlie Roberts	G	5-9	170	So.	7.5	—	—

**DAYTON
FLYERS**
FEBRUARY 14, 1987
7:30 P.M. (EST)
JAMES L. KNIGHT CENTER
MIAMI, FLORIDA

**DAYTON
FLYERS**

GENERAL INFORMATION

Location: Dayton, Ohio
School Founded: 1850
Enrollment: 6,500
Conference: Independent
Nickname: Flyers
Colors: Red and Blue
Home Arena: Univ. Dayton Arena
Capacity: 13,455
All Time Record: 1046-678
All Time Record vs. UM: 5-0
1985-86 Record: 17-13

PERSONNEL INFORMATION

President: Bro. Raymond L. Fitz, S.M.
(Dayton, 1964)
Athletic Director: Thomas Frericks
(Dayton, 1953)
SID: Doug Hauschild (Dayton, 1982)
SID Phone: (513) 229-4460
SID Home Phone: (513) 293-8441
Basketball SID: Doug Hauschild
Home Phone: Same
Telecopier Phone: (513) 229-4460
Press Row Phone: (513) 449-2855

1985-86 RESULTS (17-13)

Opponent	W-L	Score
TULSA	L (OT)	60-63
MIAMI (OH)	L	57-70
LONG ISLAND	W	98-69
BUTLER	W	69-55
TEXAS SOUTHERN	W	102-70
OHIO STATE	L	73-80
MIAMI (OH)	W	70-68
COLUMBIA	W	57-46
CALIFORNIA	W (OT)	59-53
DETROIT	W	67-50
DEPAUL	L	52-66
COLORADO	W	67-66
VIRGINIA COMMONWEALTH	W	74-64
BRADLEY	L (OT)	77-79
CREIGHTON	W	64-50
MARQUETTE	L	60-70
WESTERN KENTUCKY	L	62-64
CINCINNATI	L	77-82
FORDHAM	W	64-59
DEPAUL	W	77-64
NOTRE DAME	W	67-65
MIAMI (FL)	W	79-68
NIAGARA	W	105-84
CANISUS	W (OT)	69-68
ST. PETER'S	L	56-66
MARQUETTE	L	79-82
XAVIER	L	78-93
SOUTHERN	W	93-74
NOTRE DAME	L	55-69
MCNEESE	L	75-86

1986-87 SCHEDULE


Nov.	29	ST. JOSEPH
Dec.	3	Miami (Oxford)
	6	VCU-Richmond, VA
	9	ST. LOUIS
	13	ST. PETERS
	16	OHIO STATE
	20	UNIV. OF SOUTH FLORIDA
	27	XAVIER
	30	CREIGHTON
Jan.	3	DEPAUL
	7	Iowa State-Ames, Iowa
	10	Colorado-Boulder, Colorado
	15	Detroit
	17	Marquette-Milwaukee
	21	DETROIT
	27	Notre Dame
	29	LOYOLA
	31	CINCINNATI
Feb.	2	Butler-Indianapolis, IN
	7	DePaul-Chicago
	9	Bradley-Peoria, Illinois
	14	Miami (Florida)
	16	VIRGINIA
	21	MARQUETTE
	23	MIAMI
	28	TOWSON STATE
Mar.	3	WESTERN KENTUCKY
	7	NOTRE DAME

**HEAD COACH
DON DONOHER**

Alma Mater: Dayton, 1954
Office Phone: (513) 229-4421
Best Time to Call: Mornings
Years as College Head Coach: 23rd
Overall Collegiate Record: 399-225
Years at Dayton: 23rd
Record at Dayton: 399-225



Don Donoher



Ed Young

ASSISTANT COACHES

NAME	ALMA MATER/YEAR
Jack Butler	Western Kentucky/1966
Dan Hipsher	Bowling Green/1977
Jim Ehler	

STARTERS LOST

Name	Pos	Ht	Wt	Class	Pts	Rebs	Ast
Dave Colbert	F-C	6-8	210	Sr.	18.8	8.2	59
Damon Goodwin	F-G	6-6	200	Sr.	14.3	3.9	116

STARTERS RETURNING

Name	Pos	Ht	Wt	Class	Pts	Rebs	Ast
Ed Young	F-C	6-7	210	Sr.	14.2	7.2	47
Anthony Grant	F-G	6-5	203	Sr.	7.1	4.8	73
Neagle Knight	G	6-2	165	So.	7.1	2.1	128

ADDITIONAL LETTERMEN LOST

Name	Pos	Ht	Wt	Class	Pts	Rebs	Ast
Jeff Zern	C-F	6-9	230	Sr.	1.5	1.0	4
Rory Dahlinghaus	F-C	6-8	195	Sr.	1.0	0.9	1
Jeff Tressler	C	6-11	190	Sr.	1.0	1.7	0
Jim Shields	F	6-8	217	Sr.	0.3	0.7	1

ADDITIONAL LETTERMEN RETURNING

Name	Pos	Ht	Wt	Class	Pts	Rebs	Ast
Dan Christie	G	6-1	170	Sr.	4.1	1.6	94
Steve Smith	F-G	6-5	190	Jr.	2.3	0.8	16
Bill Crotty	F-G	6-6	195	So.	1.8	1.0	7
Steve Pittman	F-C	6-9	200	So.	1.8	0.9	3
Eric Mathews	G	6-3	180	Jr.	1.2	0.4	5
Don Hughes	F-C	6-9	220	Sr.	1.0	0.6	1

TOP NEWCOMERS

Name	Pos	Ht	Wt	Class	Pts	Rebs	Ast
Anthony Corbitt	F	6-6	215	Fr.	21.8	12.4	-
Norm Grevey	G	6-3	175	Fr.	27.1	-	-
Tray McCracken	C	6-9	220	Fr.	16.0	16.0	-
Noland Robinson	G	6-5	190	Fr.	22.4	10.2	-
Bill Uhl	F	6-8	225	Fr.	-	-	-

ARMSTRONG STATE PIRATES

FEBRUARY 16, 1987
7:30 P.M. (EST)
JAMES L. KNIGHT CENTER
MIAMI, FLORIDA



GENERAL INFORMATION

Location: Savannah, Georgia
School Founded: 1935
Enrollment: 3,000
Conference: Big South
Nickname: Pirates
Colors: Maroon and Gold
Home Arena: Civic Center
Capacity: 7,200
All Time Record: 302-246
All Time Record vs. UM: 0-0
1985-86 Record: 15-12
1985-86 Conference Record: 4-4
Conference Finish: Seventh

1985-86 RESULTS (15-12)

Opponent	W-L	Score
GEORGIA STATE	W	68-59
SHORTER COLLEGE	W	102-84
AUBURN UNIV-MONT.	W	73-68
AUSTIN PEAY STATE	L	76-91
BERRY COLLEGE	W (OT)	77-75
MIDDLE TENNESSEE	L	54-71
URBANA	W	94-71
BARRY	W	113-58
BIRMINGHAM SOUTHERN	L	67-77
BIRMINGHAM SOUTHERN	L	53-61
FORT VALLEY STATE	L	54-55
WINTHROP COLLEGE	W	76-75
UNIVERSITY OF CENTRAL FLORIDA	L	62-79
FLAGLER COLLEGE	W	76-75
COASTAL CAROLINA	W	94-84
FORT VALLEY STATE	W	89-81
FLAGLER COLLEGE	W	85-68
UNC ASHEVILLE	W	93-73
EDWARD WATERS	W	97-79
COASTAL CAROLINA	W	80-72
NC METHODIST	W	103-78
WEBBER COLLEGE	L	97-107
UNC ASHEVILLE	L	61-70
WINTHROP COLLEGE	L	81-98
AUGUSTA COLLEGE	L	63-74
LONGWOOD COLLEGE	L	65-67
WINTHROP COLLEGE	L (OT)	72-76

PERSONNEL INFORMATION


President: Dr. Robert Burnett
Athletic Director: Benny Bryner (Berry, 1966)
SID: Joe Roberts (St. Andrews, 1975)
SID Phone: (912) 927-5336
SID Home Phone: (912) 927-3088
Basketball SID: Joe Roberts
Home Phone: Same
Telecopier Phone: None
Press Row Phone: TBA

1986-87 SCHEDULE


Nov.	19	IRISH NATIONAL LEAGUE ALL STARS (EXHIBITION)
	28	MIDDLE TENNESSEE UNIVERSITY
	29	UT Chattanooga
	30	University of Georgia
Dec.	1	Auburn University
	4	University of South Alabama
	10	TENNESSEE TECH UNIVERSITY
	15	Illinois State University
	17	Clemson University
	20	Western Kentucky University
Jan.	3	RADFORD UNIVERSITY
	5	BETHUNE-COOKMAN COLLEGE
	7	FLORIDA A & M UNIVERSITY
	12	Jacksonville University
	15	University of Central Florida
	19	Campbell University
	22	BAPTIST COLLEGE
	24	Radford University
	28	AUGUSTA COLLEGE
	31	Tennessee Tech U.
Feb.	3	UNIVERSITY OF CENTRAL FLORIDA
	4	University of South Carolina
	9	Baptist College
	11	Augusta College
	14	CAMPBELL UNIVERSITY
	16	SAVANNAH STATE COLLEGE
	17	Bethune-Cookman College
	21	University of Miami

HEAD COACH RENNY BRYNER

Alma Mater: Berry, 1966
Office Phone: (912) 927-5336
Best Time to Call: 8:00 a.m.-10:00 a.m.
Years as College Head Coach: 8th
Overall Collegiate Record: 117-97
Years at Armstrong State: 4th
Record at Armstrong State: 52-34



Renny Bryner



Tim Sellers

ASSISTANT COACHES

NAME **ALMA MATER/YEAR**
Raleigh Pastrick Georgia Southwestern/1978

STARTERS LOST

Name	Pos	Ht	Wt	Class	Pts	Rebs	Ast
Brett Springer	G	5-11	165	Sr.	4.8	1.7	2.8
Keith Atkins	F	6-5	190	Sr.	7.3	3.5	0.7
Rod Lane	F	6-4	180	Sr.	14.9	7.5	1.3

STARTERS RETURNING

Name	Pos	Ht	Wt	Class	Pts	Rebs	Ast
Donald Johnson	G-F	6-3	175	Sr.	15.4	6.5	3.3
Tim Sellers	C	6-8	240	Jr.	13.2	8.4	1.0

ADDITIONAL LETTERMEN LOST

Name	Pos	Ht	Wt	Class	Pts	Rebs	Ast
Jerome Holmes	G	5-11	180	Sr.	3.9	1.9	3.0
Eric Groover	G	5-7	140	Fr.	1.6	0.7	0.7
Joe Parker	C	6-10	240	Sr.	1.6	1.4	0.2
Mike Mitchener	G	6-2	190	Fr.	2.2	1.0	0.7

ADDITIONAL LETTERMEN RETURNING

Name	Pos	Ht	Wt	Class	Pts	Rebs	Ast
Gino Groover	G	5-11	165	Sr.	9.9	2.1	3.5
Joe Staiti	F	6-5	180	Sr.	6.4	3.3	1.1
Jim Pollman	G	6-4	190	Sr.	5.8	3.5	3.4

TOP NEWCOMERS


Name	Pos	Ht	Wt	Class	Pts	Rebs	Ast
Kennsel Bennett	C-F	6-8	230	Jr.	10	8	-
Clint Ladner	F	6-4	200	Jr.	23	6	-
Tony Harris	C-F	6-7	240	Jr.	11	9	-
Jim Jennings	G	6-5	190	Jr.	-	-	-
Don Fillmore	F	6-5	200	Jr.	13	11	-
Allen Eaton	F	6-4	195	Jr.	12	5	-
Scott Tapp	G	6-4	190	Fr.	34	8	-

FLORIDA INTERNATIONAL SUNBLAZERS

FEBRUARY 18, 1987

7:30 P.M. (EST)

JAMES L. KNIGHT CENTER
MIAMI, FLORIDA



GENERAL INFORMATION

Location: Miami, Florida
School Founded: 1972
Enrollment: 13,443
Conference: Independent (NCAA Division II)
Nickname: Sunblazers
Colors: Blue and Gold
Home Arena: Sunblazer Arena
Capacity: 3,600
All Time Record: 75-58
All Time Record vs. UM: 0-0
1985-86 Record: 17-9

PERSONNEL INFORMATION

President: TBA
Athletic Director: Dave Rice (Ithaca, 1961)
SID: Rich Kelch (St. Thomas, 1978)
SID Phone: (305) 554-2756
SID Home Phone: (305) 963-0761
Basketball SID: Rick Kelch
Home Phone: Same
Telecopier Phone: (305) 554-2084

1985-86 RESULTS (17-9)


Opponent	W-L	Score
WAYNE STATE	L	67-84
SOUTHERN TECH	L	66-70
EDWARD WATERS	W	82-69
CONCORDIA (NY)	W	100-81
ELMHURST	W	81-57
FLORIDA SOUTHERN	L	59-79
ST. THOMAS	W	71-63
BELMONT ABBEY	L	49-55
ARKANSAS STATE	L	48-69
DREXEL	L	59-60
CHEYNEY	L (OT)	53-54
LIU-SOUTHAMPTON	W	79-67
VALDOSTA STATE	W	51-50
RHODE ISLAND COLLEGE	W	91-65
FLORIDA SOUTHERN	W	54-51
TEXAS A & I	L	45-47
ST. THOMAS	W (OT)	79-78
COLUMBUS	L	74-76
FLORIDA MEMORIAL	W	74-58
NOVA	W	75-60
PALM BEACH ATLANTIC	W	73-57
COLUMBUS	W	67-59
BARRY	W	67-52
FLORIDA MEMORIAL	W	97-84
NOVA	W	82-69
BARRY	W	65-56

1986-87 SCHEDULE

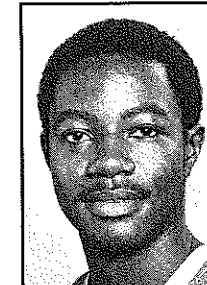
Nov.	29	Ohio State University
Dec.	2	ST. THOMAS UNIVERSITY
	6	PALM BEACH ATLANTIC COLLEGE
	13	University of Toledo
	18	DARTMOUTH COLLEGE
	20	University of Northern Iowa
	22	Iowa State University
	27	HOLY CROSS COLLEGE
	30	University of South Alabama
Jan.	7	RADFORD UNIVERSITY
	10	Florida A & M University
	12	Clemson University
	16	UNIVERSITY OF MARYLAND-EASTERN SHORE
	21	Florida Memorial College
	28	BARRY UNIVERSITY
	31	University of Northern Illinois
Feb.	2	Arkansas State University
	4	AMERICAN UNIVERSITY
	7	Davidson College
	9	FLORIDA MEMORIAL COLLEGE
	12	University of South Florida
	14	NOVA UNIVERSITY
	18	University of Miami
	23	UNIVERSITY OF NORTHERN ILLINOIS
	28	University of Central Florida

HEAD COACH RICH WALKER

Alma Mater: Bowling Green, 1971
Office Phone: (305) 554-2756
Best Time to Call: Mornings
Years as College Head Coach: 10th
Overall Collegiate Record: 108-127
Years at Florida International: 6th
Record at Florida International: 75-58



Rich Walker



David Banks

ASSISTANT COACHES

NAME ALMA MATER/YEAR
TBA

STARTERS LOST

Name	Pos	Ht	Wt	Class	Pts	Rebs	Ast
Hector Rodriguez	F	6-8	225	Sr.	12.5	9.7	22
Andre Laz	F	6-7	225	Sr.	9.6	4.7	29
Patrick McDonald	G	6-5	190	Sr.	15.6	8.4	91

STARTERS RETURNING

Name	Pos	Ht	Wt	Class	Pts	Rebs	Ast
David Banks	G	6-2	150	Jr.	7.3	2.0	22

ADDITIONAL LETTERMEN LOST

Name	Pos	Ht	Wt	Class	Pts	Rebs	Ast
George Quintairos	G	5-11	170	Sr.	5.1	1.5	28

ADDITIONAL LETTERMEN RETURNING

Name	Pos	Ht	Wt	Class	Pts	Rebs	Ast
Gus de Ribeaux	G	5-9	145	So.	4.5	1.2	39
Bill Radeka	F	6-4	200	Sr.	3.8	3.6	17
Elvis Lopez	G	5-11	180	So.	3.2	1.3	9
Bernie Cantens	F	6-3	185	Sr.	2.2	1.1	6

TOP NEWCOMERS

Name	Pos	Ht	Wt	Class	Pts	Rebs	Ast
Sylvester Whigham	G	6-3	190	Jr.	24.8	5.0	5.0
Jerry Nash	F	6-5	195	Sr.	16.0	8.1	-
Carlton Phoenix	F	6-6	210	Jr.	10.6	7.5	-

FLORIDA GATORS

FEBRUARY 21, 1987
7:30 P.M. (EST)
O'CONNELL CENTER
GAINESVILLE, FLORIDA

GENERAL INFORMATION

Location: Gainesville, Florida
School Founded: 1853
Enrollment: 35,700
Conference: Southeastern
Nickname: Gators
Colors: Orange and Blue
Home Arena: O'Connell Center
Capacity: 12,000
All Time Record: 699-718
All Time Record vs. UM: 38-20
1985-86 Record: 19-14
1985-86 Conference Record: 10-8
Conference Finish: Fourth

1985-86 RESULTS (19-14)

Opponent	W-L	Score
CENTRAL FLORIDA	W	86-57
FLORIDA STATE	W	85-66
OHIO STATE	L	73-80
SOUTH FLORIDA	W	69-55
MIAMI	W	81-64
IONA	L	70-71
SAN DIEGO STATE	L	62-63
STETSON	W	69-66
TENNESSEE	W-OT	77-75
AUBURN	W	62-59
VANDERBILT	W	86-55
OLE MISS	L	67-79
GEORGIA	L	69-89
KENTUCKY	L	55-72
LSU	W	74-65
ALABAMA	L	64-67
MIAMI	W	75-53
MISSISSIPPI STATE	W	73-64
TENNESSEE	W	69-61
AUBURN	L	65-67
VANDERBILT	L	59-60
OLE MISS	W	66-57
GEORGIA	W	71-70
KENTUCKY	L	69-80
LSU	L	69-80
ALABAMA	W	77-65
MISSISSIPPI STATE	W	76-58
LSU	L	66-72
SOUTHERN MISS	W	81-71
TEXAS CHRISTIAN	W	77-75
SW MISSOURI STATE	W	54-53
WYOMING	L	58-67
LOUISIANA TECH	L	62-67



PERSONNEL INFORMATION


President: Marshall Criser (Florida, 1949)
Athletic Director: TBA
SID: John Humenik (Clarion, 1974)
SID Phone: (904) 392-0664
SID Home Phone: (904) 377-1908
Basketball SID: Mike McCall (Notre Dame, 1981)
Home Phone: (904) 332-3144
Telecopier Phone: (904) 392-0641
Press Row Phone: (904) 392-5530

1986-87 SCHEDULE


Nov.	11	ATHLETES IN ACTION (Exhib.)
	28	Florida State
Dec.	1	Stetson
	2	WESTERN CAROLINA
	4	SOUTHERN METHODIST
	10	CENTRAL FLORIDA
	13	South Florida
	16	LOUISIANA STATE
	19-20	Gator Bowl Tournament (UF, Jacksonville, Virginia Tech, Oklahoma St.)
	27-30	Rainbow Classic Honolulu, Hawaii (UF vs. California; Wisconsin vs. Hawaii; Kansas vs. Pittsburgh; Arkansas vs. Ohio State)
Jan.	3	Georgia
	7	MISSISSIPPI STATE
	10	Mississippi
	14	Kentucky
	17	TENNESSEE
	21	Louisiana State
	24	VANDERBILT
	28	ALABAMA
	31	Auburn
Feb.	4	GEORGIA
	7	Mississippi State
	9	AUBURN
	11	MISSISSIPPI
	14	KENTUCKY
	18	Tennessee
	21	MIAMI
	25	Vanderbilt
	28	Alabama
Mar.	4-7	SEC Tournament

HEAD COACH NORM SLOAN

Alma Mater: North Carolina State, 1951
Office Phone: (904) 392-0664 ext. 285
Best Time to Call: Mornings
Years as College Head Coach: 34th
Overall Collegiate Record: 560-359
Years at Florida: 13th
Record at Florida: 168-158



Norm Sloan



Andrew Moten

ASSISTANT COACHES

NAME	ALMA MATER/YEAR
Monte Towe	North Carolina State/1975
Ken McCraney	Florida/1982
Phil Weber	North Carolina State/1984

STARTERS RETURNING

Name	Pos	Ht	Wt	Class	Pts	Rebs	Ast
Vernon Maxwell	G	6-4	180	Jr.	9.6	4.5	81
Andrew Moten	G	6-0	170	Sr.	16.9	3.9	85
Ronnie Montgomery	G	6-0	170	Jr.	5.0	2.3	157
Joe Lawrence	F	6-6	195	Sr.	10.4	3.4	62
Kenny McClary	F	6-7	210	Jr.	5.6	5.6	28

ADDITIONAL LETTERMEN LOST

Name	Pos	Ht	Wt	Class	Pts	Rebs	Ast
Mark Saso	C	6-11	200	Sr.	1.1	1.6	3
John Currington	C	6-8	200	Jr.	3.0	2.6	6

ADDITIONAL LETTERMEN RETURNING


Name	Pos	Ht	Wt	Class	Pts	Rebs	Ast
Pat Lawrence	F	6-7	195	Jr.	3.5	2.7	12
Rollie Castineyra	G	6-4	190	Sr.	1.3	0.1	1
Chris Capers	F	6-6	190	So.	3.7	3.6	2
Clifford Lett	G	6-3	175	So.	2.0	0.8	16
Melvin Jones	F	6-5	185	Sr.	0.0	0.5	0
Reed Crafton	G	5-10	160	So.	0.7	0.2	3

TOP NEWCOMERS

Name	Pos	Ht	Wt	Class	Pts	Rebs	Ast
Dwayne Schitzius	C	7-1	225	Fr.	22.0	13.0	—
Patrick Aaron	G	6-5	180	Fr.	17.0	8.0	—

COPPIN STATE EAGLES

FEBRUARY 28, 1987
7:30 P.M. (EST)
JAMES L. KNIGHT CENTER
MIAMI, FLORIDA



GENERAL INFORMATION

Location: Baltimore, Maryland
School Founded: 1920
Enrollment: 2,300
Conference: Mid-Eastern Athletic
Nickname: Eagles
Colors: Blue and Game
Home Arena: Comm. College of Baltimore
Capacity: 1,500
All Time Record:

PERSONNEL INFORMATION

President: Dr. Calvin W. Burnett
(St. Louis Univ. 1963)
Athletic Director: Ronald DeSouza
(Morgan State, 1967)
SID: Gail Aiken
SID Phone: (301) 383-5922/2529
SID Home Phone: (301) 597-8122
Basketball SID: Gail Aiken
Home Phone: same

1985-86 RESULTS (10-17)

Opponent	W-L	Score
BOWIE STATE	W	89-61
GEORGE WASHINGTON	L	69-89
VIRGINIA TECH	L	45-72
ROBERT MORRIS	L	55-67
BROOKLYN COLLEGE	W	60-59
MARIST COLLEGE	L	62-73
DREXEL	L	66-88
FAIRLEIGH DICKINSON	L	58-74
CHICAGO STATE	L	73-89
U.M.E.S.	L (OT)	70-73
S.C.S.C.	W	73-69
BUCKNELL	L	64-89
NORTH CAROLINA A & T	L	45-47
BETHUNE COOKMAN	W	70-62
S.C.S.C.	W	50-49
HOWARD	L	54-82
UTICA	L	46-54
MORGAN	L	70-89
U.M.E.S.	W (OT)	67-66
BETHUNE COOKMAN	W	85-74
U.M.B.C.	W	61-57
HOWARD UNIVERSITY	L	59-46
MORGAN STATE	W	68-50
DELAWARE STATE	L	62-59
NORTH CAROLINA A & T	L	55-57
U.M.E.S.	W	72-68
DELAWARE STATE	L	75-77

1986-87 SCHEDULE

Nov.	29	George Washington
Dec.	4	Iona
	6	Robert Morris
	10	Northern Iowa
	11	Oral Roberts
	13	Southwest Missouri
	19	Brooklyn
	30	Monmouth College
Jan.	3	SOUTH CAROLINA A&T
	5	NORTH CAROLINA A&T
	7	U.S. International
	9	U.S. International
	14	Bethune Cookman
	17	South Carolina State
	20	HOWARD UNIVERSITY
	24	BROOKLYN COLLEGE
	26	DELAWARE STATE
	28	U.M.B.C.
	31	Morgan State
Feb.	4	U.M.E.S.
	6	BETHUNE COOKMAN
	7	Howard University
	12	Delaware State
	14	MORGAN STATE
	18	North Carolina A&T
	21	U.M.B.C.
	25	U.M.E.S.
	28	Miami

HEAD COACH RON MITCHELL

Alma Mater: Edison College, 1984
Office Phone: (301) 383-4673/4544
Best Time to Call: Mornings
Years as College Head Coach: 1st
Overall Collegiate Record: 0-0
Years at Coppin State: 1st
Record at Coppin State: 0-0



Ron Mitchell

ASSISTANT COACHES

NAME **ALMA MATER/YEAR**
Charles Johnson
Derek Brown

STARTERS RETURNING

Name	Pos	Ht	Wt	Class	Pts	Rebs	Ast
Mark Carroll	F-C	6-5	230	Sr.	9.7	5.1	18
Earl Lee	F	6-5	215	Sr.	14.4	6.7	42
Steve Miller	G	5-10	160	Sr.	12.5	3.6	126
Ronald Conway	F	6-5	190	Jr.	5.3	2.8	29
Oram Fields	G	6-4	190	So.	7.6	3.5	39

ADDITIONAL LETTERMEN RETURNING

Name	Pos	Ht	Wt	Class	Pts	Rebs	Ast
Dwayne Nelson	F-C	6-6	200	So.	1.8	1.6	3
William Foster	F	6-5	190	Jr.	4.7	3.5	29
Howard Rogers	F	6-5	180	Sr.	4.2	2.4	17
Robert White	F-C	6-6	215	So.	1.7	2.2	9

NEWCOMERS

Name	Pos	Ht	Wt	Class	Pts	Rebs	Ast
Donnell Anderson	F-C	6-7	200	So.	-	-	-
Mark Lewis	G	6-1	165	Jr.	-	-	-
William Crandall	G	5-9	165	So.	-	-	-

NOTRE DAME FIGHTING IRISH

MARCH 5, 1987

7:30 P.M. (EST)

ATHLETIC AND CONVOCATION CENTER
NOTRE DAME, INDIANA



GENERAL INFORMATION

Location: Notre Dame, Indiana
School Founded: 1842
Enrollment: 8,750
Conference: Independent
Nickname: Fighting Irish
Colors: Gold and Blue
Home Arena: Athletic and Convocation Center
Capacity: 11,345
All Time Record: 1242-609
All Time Record vs. UM: 1-0
1985-86 Record: 23-6
1985-86 Conference Record: Independent
Conference Finish:

PERSONNEL INFORMATION

President: Rev. Theodore M. Hesburgh, C.S.C. (Catholic, 1945)
Athletic Director: Gene Corrigan (Duke, 1952)
SID: Roger Valdiserri (Notre Dame, 1954)
SID Phone: (219) 239-7156
SID Home Phone: (219) 277-0695
Basketball SID: John Heisler (Missouri, 1977)
Home Phone: (219) 277-3523
Telecopier Phone: (219) 239-5114
Press Row Phone: (219) 239-5309

1985-86 RESULTS (23-6)


Opponent	W-L	Score
ST. JOSEPH'S	W	79-49
BUTLER	W	87-56
INDIANA	L	67-82
LOYOLA	W	71-58
OREGON	W	72-63
VALPARAISO	W	98-54
CREIGHTON	W	80-54
LASALLE	W	77-63
PROVIDENCE	W	78-72
DEPAUL	W	70-54
BYU	L (OT)	76-80
UCLA	W	74-64
HOFSTRA	W	91-67
AMERICAN	W	67-56
NORTH CAROLINA	L	61-73
UTAH	W	94-64
MARQUETTE	W (OT)	72-70
MARYLAND	W	69-62
DAYTON	L	65-67
SYRACUSE	W	85-81
FORDHAM	W	81-58
DUKE	L	74-75
MANHATTAN	W	102-47
MIAMI	W	126-73
DEPAUL	W	70-59
MARQUETTE	W	74-66
NEW ORLEANS	W	75-67
DAYTON	W	69-55
UA-LITTLE ROCK	L	83-90

1986-87 SCHEDULE


Dec.	2	INDIANA
	4	CORNELL
	6	BRIGHAM YOUNG
	11	EASTERN MICHIGAN
	20	VALPARAISO
	29	CENTRAL MICHIGAN
Jan.	31	Maryland
	3	Pennsylvania
	5	Yale
	10	DePaul
	12	Crelghton
	17	W. VIRGINIA
	24	UCLA
	27	DAYTON
	29	MARQUETTE
Feb.	1	NORTH CAROLINA
	4	LASALLE
	6	Vanderbilt
	8	Kansas
	15	DUKE
	16	WAGNER
	18	Fordham
	21	Utah
	25	DEPAUL
	28	Marquette
Mar.	5	MIAMI (Fla.)
	7	Dayton
	20	BROOKLYN COLLEGE

HEAD COACH RICHARD "DIGGER" PHELPS

Alma Mater: Rider, 1963
Office Phone: (219) 239-5222
Best Time to Call: 11:30 a.m.-noon
Years as College Head Coach: 17th
Overall Collegiate Record: 326-141
Years at Notre Dame: 16th
Record at Notre Dame: 300-138



Digger Phelps



David Rivers

ASSISTANT COACHES

NAME	ALMA MATER/YEAR
John Shumate	Notre Dame/1974
Jim Baron	St. Bonaventure/1977
Matt Kilcullen	Herbert H. Lehman/1976

STARTERS LOST

Name	Pos	Ht	Wt	Class	Pts	Rebs	Ast
Ken Barlow	F	6-10	225	Sr.	14.9	5.4	34

STARTERS RETURNING

Name	Pos	Ht	Wt	Class	Pts	Rebs	Ast
David Rivers	G	6-0	175	Jr.	16.7	3.0	138
Donald Royal	F	6-7	205	Sr.	10.6	4.9	22
Mark Stevenson	G	6-5	205	So.	8.7	2.4	27

ADDITIONAL LETTERMEN LOST

Name	Pos	Ht	Wt	Class	Pts	Rebs	Ast
Matt Beeuwsaert	F	6-6	205	So.	1.5	1.6	8
Joseph Price	G	6-5	205	Sr.	6.2	2.1	23
Jim Dolan	F	6-8	230	Sr.	5.3	4.7	43

ADDITIONAL LETTERMEN RETURNING

Name	Pos	Ht	Wt	Class	Pts	Rebs	Ast
Scott Hicks	G	6-3	185	Sr.	5.4	2.4	46
Jeff Peters	G	6-4	185	Jr.	1.1	0.5	3
Michael Smith	G	6-3	175	So.	1.4	0.5	14
Sean Connor	F	6-7	207	So.	3.5	1.3	11
Gary Voce	C	6-9	230	Jr.	2.9	2.6	3

TOP NEWCOMERS

Name	Pos	Ht	Wt	Class	Pts	Rebs	Ast
Joe Fredrick	G	6-4	180	Fr.	23.8	7.5	-
Jamere Jackson	G	6-2	185	Fr.	16.0	6.0	-
Tony Jackson	F	6-6	190	Fr.	15.9	14.9	-
Keith Robinson	F	6-9	200	Fr.	30.3	20.0	-
Scott Paddock	C	6-9	220	Fr.	17.5	14.4	-

BROOKLYN COLLEGE KINGSMEN

MARCH 7, 1987

7:30 P.M. (EST)

JAMES L. KNIGHT CENTER
MIAMI, FLORIDA



GENERAL INFORMATION

Location: Brooklyn, New York

School Founded: 1930

Enrollment: 14,370

Conference: Independent

Nickname: Kingsmen

Colors: Maroon and Gold

Home Arena: Roosevelt Hall

Capacity: 1,700

All Time Record vs. UM: 0-1

1985-86 Record: 9-22

PERSONNEL INFORMATION

President: Robert L. Hess (Yale, 1960)

Athletic Director: Leonard Roitman

SID: TBA

SID Phone: (718) 780-5366

SID Home Phone:

Basketball SID:

Home Phone:

Telecopier Phone: (718) 780-5366

Press Row Phone: TBA

1985-86 RESULTS (9-22)

Opponent	W-L	Score
TOLEDO	W	72-71
OHIO STATE	L	53-87
CONCORDIA	W	74-72
STETSON	L	69-76
HARDIN-SIMMONS	L	74-87
COPPIN STATE	L	59-60
SYRACUSE	L	61-102
CAMPBELL	W	64-47
MISS. VALLEY STATE	L	54-74
DELAWARE STATE	L	57-58
MARYLAND-EASTERN SHORE	W	56-50
SOUTH ALABAMA	L	62-80
B.Y.U.-HAWAII	L	84-93
SOUTH ALABAMA	L	61-76
U.S. INTERNATIONAL	L	83-98
ST. MARY'S	L	69-82
SANTA CLARA	L	55-73
MARYLAND-EASTERN SHORE	W (OT)	69-68
CAMPBELL	L	72-84
CHICAGO STATE	L	72-74
WAGNER	L	103-105
MIAMI	L	93-102
DOMINICAN	W	72-62
NORTH CAROLINA STATE	L	52-103
DELAWARE STATE	W	55-51
CHICAGO STATE	L	64-89
UTICA	L	67-71
DELAWARE STATE	L	76-78
SUNY PURCHASE	W	102-43
U.S. INTERNATIONAL	W	98-91
LOYALA, MD.	L	67-82

1986-87 SCHEDULE

Nov.	29	NORTHERN ARIZONA
Dec.	2	Michigan State
	6	MERCY
	11	Concordia
	17	LOYOLA OF MARYMONT (CALIFORNIA)
	19	COPPIN STATE
	22	WINTHROP
	28/29	Utica Tournament (Howard, Utica, Baltimore, Md., Brooklyn)
Jan.	3	Northern Arizona
	5	U.S. International
	7	Nebraska
	10	UTICA
	12	U.S. INTERNATIONAL
	14	St. John's
	15	MORGAN STATE
	21	DELAWARE STATE
	22	U. of Maryland (Baltimore)
	24	Coppin State
	26	Morgan State
Feb.	9	CENTRAL CONNECTICUT
	14	Central Connecticut
	16	North Carolina State
	18	Winthrop
	24	Delaware State
	28	U. OF MARYLAND (BALTIMORE)
Mar.	2	Notre Dame
	7	Miami

HEAD COACH MARK REINER

Alma Mater: New York University, 1963

Office Phone: (718) 780-5574

Best Time to Call: 10:00 a.m.-3:00 p.m.

Years as College Head Coach: 7th


Overall Collegiate Record: 77-96

Years at Brooklyn: 7th

Record at Brooklyn: 77-96



Mark Reiner



Keith Grady

ASSISTANT COACHES

NAME

ALMA MATER/YEAR

Ron Kestenbaum

Hunter/1970

Mike Eisenberg

Brooklyn College/1981

STARTERS LOST

Name	Pos	Ht	Wt	Class	Pts	Rebs	Ast
David Grady	C	6-8	200	Jr.	13.3	9.2	30
Marvin Richardson	G	6-6	170	Jr.	15.7	2.6	101
Joe Eley	F	6-4	180	Sr.	11.5	5.8	40
A. D. Gaffney	G	5-8	160	Fr.	7.6	1.6	128

STARTERS RETURNING

Name	Pos	Ht	Wt	Class	Pts	Rebs	Ast
Keith Grady	F	6-7	210	Sr.	9.5	6.2	16

ADDITIONAL LETTERMEN LOST

Name	Pos	Ht	Wt	Class	Pts	Rebs	Ast
Ed De la Guardia	F	6-5	190	Sr.	1.0	0.7	21
Pete Waterman	F-G	6-3	200	Sr.	0.7	0.3	1

ADDITIONAL LETTERMEN RETURNING

Name	Pos	Ht	Wt	Class	Pts	Rebs	Ast
John Brady	F	6-7	215	Sr.	1.8	1.8	7
Roger Laing	F	6-5	200	So.	6.3	3.6	9

TOP NEWCOMERS

Name	Pos	Ht	Wt	Class	Pts	Rebs	Ast
Tony Evans	F	6-4	200	Jr.	24.5	11.0	—
Frank Fontanetta	G	6-3	180	Fr.	14.0	7.0	—
Frank Gregor	F	6-6	190	Jr.	25.2	11.2	—
Spious Kilpatrick	G	5-11	185	Fr.	18.0	5.0	10.0
Karim Mustafich	G	6-4	190	Fr.	19.2	7.1	—
John Shurina	G	6-3	175	Fr.	14.0	7.1	—
Adam Weinstein	F	6-7	215	Fr.	5	3	—
Jeff Petway	G	5-11	170	Jr.	18.3	3.5	10.1

1985-86 UNIVERSITY OF MIAMI BASKETBALL STATISTICS

Overall Record 14-14 Home 12-6 Away 1-8 Neutral 1-0

PLAYER	GP-GS	MIN-AVG	FG-FGA	FG%	FT-FTA	FT%	REB-AVG	HI	AST	STL	BLK	TO	PF-D	PTS-AVG	HI
ERIC BROWN	28-27	927-33	174-346	.503	112-156	.718	208-7.4	14	61	24	18	90	77-6	460-16.4	25
DENNIS BURNS	28-20	825-29	172-361	.476	35-60	.583	97-3.5	9	55	18	27	49	33-0	379-13.5	29
KEVIN PRESTO	28-28	880-31	117-253	.462	57-70	.814	94-3.4	7	91	39	0	51	55-1	291-10.4	24
MARK RICHARDSON	28-18	689-24	123-246	.500	41-58	.707	131-4.7	10	13	7	7	39	77-4	287-10.3	23
TIM HARVEY	27-15	658-24	78-162	.481	45-81	.556	159-5.9	12	50	11	46	77	94-8	201-7.4	13
BRYAN HUGHES	28-28	903-32	75-147	.510	55-83	.663	115-4.1	11	129	42	2	65	44-1	205-7.3	20
TIM DAWSON	10-4	179-18	22-46	.478	10-19	.526	38-3.8	9	12	2	8	18	28-2	54-5.4	11
JOEL WARREN	23-0	202-9	7-29	.241	10-14	.714	20-0.9	3	19	5	0	20	20-0	24-1.0	6
BOB SCHNECKENBERG	12-0	83-7	6-12	.500	11-24	.458	12-1.0	4	6	1	0	8	9-0	23-1.9	8
DARRELL GLENN	17-0	98-6	14-36	.389	3-6	.500	21-1.2	4	9	2	0	14	6-0	31-1.8	8
MIKE NOBLET	20-0	113-6	3-15	.200	14-23	.609	22-1.1	5	4	1	0	6	14-0	20-1.0	5
TERRELL ROBERSON	15-0	45-3	9-21	.429	2-5	.400	8-0.5	2	3	2	1	0	3-0	20-1.3	4
DAVID CHAMPOUILLON	5-0	8-2	2-5	.400	1-2	.500	5-1.0	2	0	0	0	0	3-0	5-1.0	4
ROBERT SELBY	6-0	22-4	2-9	.222	0-1	.000	8-1.3	4	0	2	0	2	2-0	4-0.7	2
TERRANCE HARE	9-0	13-1	1-4	.250	0-1	.000	2-0.2	1	1	0	0	2	3-0	2-0.2	2
MIAMI TOTALS			805-1692	.476	396-603	.657	1059-37.8		453	156	109	441	468-22	2006-71.6	102
OPPONENTS TOTALS			902-1910	.472	327-500	.654	1061-37.9		499	228	54	356	545-18	2131-76.1	109

DEAD BALL REBOUNDS: Miami 78, Opponents 77

DUNKS: Burns 30, Brown 14, Dawson 5, Harvey 5, Hughes 4, Richardson 2, Roberson 1, Schneckenberg 1.

CHARGES TAKEN: Richardson 7, Harvey 4, Presto 4, Brown 4, Hughes 2, Warren 2.

1985-86 UNIVERSITY OF MIAMI RESULTS

DATE	OPPONENT	SCORE	ATTEN.	HIGH SCORER	HIGH REBOUNDER
W November 22	THE CITADEL	85-77	4,984	BURNS 24	BROWN 11
W November 29	*GEORGIA STATE	82-72	4,331	BROWN 25	BROWN 14
W November 30	*GEORGIA	81-78	3,102	PRESTO 24	HARVEY 9
L December 7	@Wisconsin	66-88	6,140	BROWN 21	HARVEY 9
W December 9	@Wisconsin-Green Bay	67-63	1,055	PRESTO, BURNS 14	HUGHES 8
L December 17	FLORIDA	64-81	4,463	RICHARDSON 18	BROWN, HARVEY 8
W December 18	RIDER	81-58	1,547	BROWN 25	RICHARDSON 7
L December 21	@U.C.L.A.	64-109	5,346	BROWN 19	BROWN 9
L December 27	#BROWN	61-62	3,701	BROWN 19	BROWN 9
W December 28	#MANHATTAN	79-61	2,942	PRESTO 24	HARVEY 7
L January 2	FAIRFIELD	47-56	1,567	BROWN 15	DAWSON 9
W January 4	HOFSTRA	70-63	1,561	BROWN 20	BROWN, HARVEY 11
L January 7	@New Orleans	57-64	3,457	BROWN 21	HUGHES, DAWSON 6
W January 11	TOWSON STATE	71-66	2,111	BROWN 20	RICHARDSON 5
L January 18	ARIZONA (OT)	74-81	3,156	RICHARDSON 23	RICHARDSON, BURNS 9
W January 20	FLORIDA STATE	83-75	4,037	PRESTO 22	RICHARDSON 10
W January 23	BAPTIST	71-60	1,904	BURNS 18	HUGHES 8
L January 27	@Florida	53-75	5,681	BURNS 19	BROWN 7
W January 31	\$Brooklyn College	102-93	2,037	PRESTO 21	BROWN 9
L February 3	@Florida State	72-90	2,811	BROWN 15	HARVEY 8
L February 8	@Dayton	68-79	13,362	BURNS 23	BROWN 13
W February 12	MARYLAND-EASTERN SHORE	77-55	1,906	RICHARDSON 21	BROWN 7
L February 15	NEW ORLEANS	75-85	1,807	HUGHES 20	BROWN 5
L February 19	@Duke	82-104	8,564	BURNS 29	BROWN 11
L February 22	NOTRE DAME	73-126	4,316	BURNS 22	BURNS 5
W February 26	AMERICAN	73-64	1,918	BROWN 18	HARVEY 10
W March 3	HARTFORD	66-62	3,154	RICHARDSON 14	BROWN 7
L March 5	@Marquette	62-84	11,052	BROWN 16	BROWN 10

*-AMI CLASSIC
#-Orange Bowl/Budweiser Tournament
\$ West Palm Beach Auditorium

ATTENDANCE	HOME:	54,544	(18 games)	average 3,030
	AWAY:	57,468	(9 games)	average 6,385
	NEUTRAL:	2,037	(1 game)	average 2,037
	TOTAL:		(28 games)	average 4,073

1985-86 SUPERLATIVES

MIAMI TEAM HIGHS

Points:	102	vs. Brooklyn College
1st Half Points:	48	vs. Brooklyn College
2nd Half Points:	54	vs. Brooklyn College
Victory Margin:	+23	vs. Rider
Field Goals:	37	vs. Brooklyn College
Field Goal Att:	78	vs. Manhattan
Overall FG%:	.650	vs. Wisconsin-Green Bay (26-40)
Free Throw Att:	39	vs. Georgia State, Brooklyn College
Free Throw %:	.833	vs. Georgia State
Rebounds:	60	vs. Wisconsin-Green Bay (15-18)
Rebound Margin:	+16	vs. Wisconsin-Green Bay
Assists:	25	vs. Citadel, Towson State
Turnovers:	26	vs. Duke, @ Florida State
Blocked Shots:	11	vs. Hofstra
Steals:	17	vs. Manhattan
Fouls:	26	vs. Fairfield
Minutes:		

OPPONENTS HIGHS

Points:	126	by Notre Dame
1st Half Points:	66	by Notre Dame
2nd Half Points:	68	by U.C.L.A.
Field Goals:	54	by Notre Dame
Field Goal Att:	90	by Georgia State
Overall FG%:	.643	by Notre Dame (54-85)
Free Throws:	24	by Fairfield
Free Throw Att:	34	by Fairfield
Free Throw %:	.916	by Maryland-Eastern Shore (11-12)
Rebounds:	55	by Notre Dame
Assists:	33	by Duke
Turnovers:	23	by Rider
Blocked Shots:	6	by Florida State (2G)
Steals:	18	by Marquette
Fouls:	29	by New Orleans
Minutes:		

MIAMI LOWS

47	vs. Fairfield
22	vs. Marquette, Fairfield
25	vs. Fairfield, Florida (2G)
-53	vs. Notre Dame
20	vs. New Orleans
40	vs. Wisconsin-Green Bay
.360	vs. Fairfield (22-61)
3	vs. Fairfield
6	vs. Marquette
.333	vs. Fairfield (3-9)
23	vs. Towson State
-25	vs. Notre Dame
3	vs. Florida State (2G)
5	vs. Towson State
1	vs. Towson State, FSU (2G)
2	vs. Duke, Hartford, Dayton, Florida State (2G)
9	vs. Manhattan

OPPONENT LOWS

55	by Maryland-Eastern Shore
24	by Wisconsin-Green Bay
22	by Brown
16	by Fairfield
45	by Towson State
.323	by Georgia State (29-90)
4	by Brown
5	by Brown
.437	by Florida (1G) (7-16)
16	by Wisconsin-Green Bay
4	by Maryland-Eastern Shore
5	by Wisconsin-Green Bay
0	by Georgia State, Fairfield, Maryland-Eastern Shore
1	by Towson State
11	by Rider, Dayton, Marquette

MIAMI INDIVIDUAL HIGHS

29	by Burns vs. Duke
14	by Burns vs. Duke
23	by Burns vs. Duke
.833	by Presto vs. Georgia (10-12)
9	by Brown (GSU), Hughes (BC), Presto (BC)
13	by Brown vs. Duke, Georgia State
1,000	by Hughes vs. New Orleans (2G) (8-8)
14	by Brown vs. Georgia State
13	by Hughes vs. The Citadel
4	by Harvey vs. Hofstra, Dayton
6	by Hughes vs. Rider

OPPONENT INDIVIDUAL HIGHS

41	by Brown vs. Arizona
32	by Ward of Georgia
16	by Ward of Georgia
30	by Ward of Georgia
.769	by Fitchett of Florida State (1G) (10-13)
14	by George of Fairfield
18	by George of Fairfield
1,000	by Goodwin of New Orleans (2G) (9-9)
14	by Miner of Hofstra
14	by Amaker of Duke
4	by Allen of Florida State (2G)
6	by Johnson of Marquette
42	by Edgar of Arizona

1985-86 UNIVERSITY OF MIAMI GAME-BY-GAME SCORING AND REBOUNDING

DATE	OPPONENT	SCORE	BROWN	BURNS	PRESTO	RICH	HARV	HUGH	DAWS	WAR	SCHN	GLENN	NOB	ROB	CHAM	SEL	HAR
November	22 THE CITADEL	85-77	21-11	24-4	22-4	0-5	13-5	3-5	INEL	DNP	DNP	DNP	0-1	2-2	DNP	INEL	0-0
November	29 GEORGIA STATE	82-72	25-14	17-6	4-3	6-4	9-12	15-11	INEL	4-1	0-0	0-1	2-1	0-1	0-1	INEL	0-0
November	30 GEORGIA	81-78	14-8	14-4	24-4	9-5	13-9	7-2	INEL	0-0	DNP	DNP	DNP	DNP	DNP	INEL	DNP
December	7 Wisconsin	66-88	21-4	12-4	8-6	6-2	11-9	0-2	INEL	6-2	DNP	DNP	2-1	0-0	DNP	INEL	0-0
December	9 Wisconsin-Green Bay	67-63	8-7	14-3	14-4	10-2	10-3	6-8	INEL	0-1	DNP	DNP	5-3	DNP	DNP	INEL	DNP
December	17 FLORIDA	64-81	10-8	12-4	8-7	18-3	10-8	6-2	INEL	0-0	DNP	0-0	0-1	0-0	DNP	INEL	DNP
December	18 RIDER	81-58	25-5	24-3	17-6	2-7	0-1	7-5	INEL	2-2	0-1	0-0	0-1	2-1	0-0	INEL	2-1
December	21 U.C.L.A.	64-109	19-9	9-1	4-1	8-5	7-5	7-3	4-0	0-1	DNP	0-1	2-0	2-0	DNP	2-1	0-0
December	27 BROWN	61-62	19-9	13-3	12-6	4-3	10-6	3-2	0-1	0-0	DNP	DNP	DNP	DNP	DNP	0-4	DNP
December	28 MANHATTAN	79-61	12-5	2-1	24-2	8-6	6-7	10-2	4-5	0-0	DNP	7-4	2-2	4-0	DNP	0-0	0-1
January	2 FAIRFIELD	47-56	15-4	10-2	0-4	8-7	2-3	4-3	4-9	0-0	DNP	2-1	0-1	0-0	DNP	2-2	0-0
January	4 HOFSTRA	70-63	20-11	2-0	14-2	10-3	11-11	6-5	5-2	2-0	DNP	0-1	DNP	DNP	DNP	DNP	0-0
January	7 New Orleans	57-64	21-3	8-3	10-4	9-3	1-4	4-6	8-6	0-2	DNP	2-1	DNP	DNP	DNP	0-0	DNP
January	11 TOWSON STATE	71-66	20-4	14-1	4-2	8-5	DNP	8-4	11-3	0-0	DNP	DNP	0-0	DNP	DNP	DNP	DNP
January	18 ARIZONA	74-81	20-7	12-9	2-2	23-9	5-6	4-2	8-3	DNP	DNP	DNP	0-0	DNP	DNP	DNP	0-0
January	20 FLORIDA STATE	83-75	21-9	4-3	22-3	16-10	6-5	4-3	8-8	DNP	DNP	2-3	0-0	DNP	DNP	DNP	DNP
January	23 BAPTIST	71-60	7-6	18-3	5-6	12-7	10-6	15-8	2-1	DNP	DNP	0-0	2-2	DNP	DNP	DNP	DNP
January	27 Florida	53-75	10-7	19-5	4-1	5-2	6-6	4-4	INJ	DNP	0-1	2-1	1-5	DNP	DNP	DNP	DNP
January	31 Brooklyn College	102-93	20-9	7-3	21-4	14-4	6-5	19-7	INJ	DNP	7-4	8-1	0-1	DNP	DNP	DNP	DNP
February	3 Florida State	72-90	15-2	12-3	3-0	14-7	6-8	0-3	INJ	2-0	8-3	2-4	4-1	2-1	4-2	DNP	DNP
February	8 Dayton	68-79	15-13	23-4	10-1	10-4	6-9	4-2	INJ	0-0	0-0	0-1	DNP	0-1	0-0	0-1	DNP
February	12 MARYLAND-EASTERN SHORE	77-55	15-7	17-3	0-4	21-5	7-4	11-5	INJ	0-2	0-1	2-0	0-0	4-0	0-0	0-1	DNP
February	15 NEW ORLEANS	75-85	14-5	13-3	12-3	12-4	2-3	20-2	INJ	0-1	2-0	DNP	DNP	DNP	DNP	DNP	DNP
February	19 Duke	82-104	16-11	29-8	12-4	8-3	9-3	7-2	INJ	1-1	0-0	DNP	DNP	DNP	DNP	DNP	DNP
February	22 NOTRE DAME	73-126	12-4	12-5	16-1	10-5	4-10	11-5	INJ	2-3	0-0	DNP	0-0	2-1	1-2	DNP	DNP
February	26 AMERICAN	73-64	18-9	12-5	16-1	10-5	4-10	11-5	INJ	1-3	1-1	DNP	0-0	0-0	DNP	DNP	DNP
March	3 HARTFORD	66-62	11-7	9-1	11-4	14-5	13-6	8-6	INJ	0-0	DNP	DNP	DNP	DNP	DNP	DNP	DNP
March	5 Marquette	62-84	16-10	7-3	4-3	14-5	9-7	4-3	INJ	0-0	0-1	4-2	0-2	2-1	DNP	DNP	DNP

UNIVERSITY OF MIAMI—TEAM—GAME-BY-GAME

	FG	FGA	PCT	FT	FTA	PCT	REB	PF	TP	MIN	A	TO	BLK	S
CITADEL	35	65	.538	15	21	.714	41	19	85	200	25	15	2	5
GEORGIA ST.	27	56	.481	28	39	.721	60	18	82	200	18	22	4	5
GEORGIA	32	57	.561	17	23	.739	35	11	81	200	19	12	6	4
WISCONSIN	25	56	.446	16	22	.727	33	13	66	200	11	22	5	6
WISCONSIN-GB	26	40	.650	15	18	.833	32	15	67	200	17	17	4	5
FLORIDA	29	66	.439	6	9	.667	35	15	64	200	14	15	3	3
RIDER	33	69	.478	15	21	.714	38	18	81	200	22	14	2	14
U.C.L.A.	28	59	.475	8	23	.348	30	19	64	200	12	20	2	8
BROWN	26	67	.388	9	14	.642	40	14	61	200	15	15	6	6
MANHATTAN	36	78	.461	7	10	.700	41	9	79	200	17	7	3	8
FAIRFIELD	22	61	.360	3	9	.333	43	26	47	200	14	14	6	8
HOFSTRA	23	51	.450	24	34	.705	40	12	70	200	15	12	11	3
N. ORLEANS	20	46	.434	17	27	.629	32	22	57	200	9	12	2	6
TOWSON ST.	27	54	.500	17	24	.708	23	13	71	200	25	5	1	4
ARIZONA	33	71	.464	8	11	.727	42	21	74	225	16	14	4	3
FLORIDA ST.	34	63	.539	11	16	.687	49	16	83	200	20	16	3	4
BAPTIST	26	55	.472	19	33	.575	45	21	71	200	10	19	2	9
FLORIDA	22	51	.379	9	13	.692	35	15	53	200	14	19	2	4
BROOKLYN	37	68	.544	28	38	.737	44	24	102	200	22	18	3	8
FLORIDA ST.	30	65	.461	12	20	.600	38	19	72	200	3	19	1	2
DAYTON	30	61	.492	8	10	.800	38	17	68	200	24	16	8	2
MARYLAND-ES	30	64	.468	17	30	.566	38	17	77	200	13	8	4	9
N. ORLEANS	25	49	.510	25	33	.757	26	21	75	200	9	15	1	3
DUKE	35	64	.547	12	20	.600	34	20	82	200	14	26	4	2
NOTRE DAME	28	69	.405	17	29	.586	30	19	73	200	13	13	3	7
AMERICAN	31	65	.467	11	19	.578	40	13	73	200	22	14	9	11
HARTFORD	26	50	.520	14	23	.609	35	11	66	200	21	8	4	2
MARQUETTE	29	72	.403	4	6	.667	44	10	62	200	19	24	4	3
TOTAL	805	1692	.476	396	603	.657	1137	468	2006	5625	453	441	109	156

OPPONENT—TEAM—GAME-BY-GAME

	FG	FGA	PCT	FT	FTA	PCT	REB	PF	TP	MIN	A	TO	BLK	S
CITADEL	29	75	.387	19	25	.760	44	20	77	200	17	17	1	10
GEORGIA ST.	29	90	.323	14	23	.610	46	25	72	200	9	13	0	13
GEORGIA	36	77	.467	6	11	.545	38	18	78	200	24	10	1	5
WISCONSIN	39	85	.459	10	14	.714	51	20	88	200	27	14	5	12
WISCONSIN-GB	27	56	.482	9	13	.692	16	16	63	200	20	5	4	6
FLORIDA	37	71	.521	7	16	.437	40	14	81	200	16	8	3	8
RIDER	24	49	.489	10	16	.625	28	11	58	200	8	23	1	8
U.C.L.A.	48	81	.593	13	19	.684	44	21	109	200	27	11	2	13
BROWN	29	64	.453	4	5	.800	41	19	62	200	16	10	2	11
MANHATTAN	28	56	.500	5	8	.625	31	12	61	200	12	18	1	2
FAIRFIELD	16	47	.340	24	34	.705	41	16	56	200	7	14	0	3
HOFSTRA	27	77	.350	9	12	.750	44	26	63	200	11	9	1	6
N. ORLEANS	23	61	.337	18	23	.782	42	23	64	200	12	8	1	5
TOWSON ST.	28	45	.622	10	12	.833	26	19	66	200	14	16	1	1
ARIZONA	34	69	.492	13	25	.520	42	16	81	225	14	13	2	8
FLORIDA ST.	32	77	.415	15	24	.625	35	24	75	200	21	9	4	9
BAPTIST	23	63	.365	14	36	.538	44	23	60	200	13	18	1	7

FLORIDA	34	68	.500	7	11	.636	36	16	75	200	24	8	2	8
BROOKLYN	37	69	.536	19	29	.655	30	27	93	200	19	18	2	7
FLORIDA ST.	39	63	.619	12	22	.545	31	20	90	200	17	22	6	12
DAYTON	34	71	.479	11	19	.579	37	11	79	200	30	8	2	8
MARYLAND-ES	22	60	.366	11	12	.916	40	23	55	200	9	21	0	4
N. ORLEANS	34	63	.539	17	26	.653	36	29	85	200	12	13	1	7
DUKE	46	85	.565	12	19	.632	35	20	104	200	33	14	2	12
NOTRE DAME	54	85	.643	18	28	.643	55	28	126	200	29	6	2	11
AMERICAN	27	62	.435	10	15	.667	35	18	64	200	11	11	0	11
HARTFORD	27	61	.443	8	11	.727	31	19	62	200	20	8	2	3
MARQUETTE	39	80	.488	6	10	.600	43	11	84	200	27	11	5	18
TOTAL	902	1910	.427	327	500	.654	1061	545	2131	5625	499	356	54	228



Entering his 21st season as a college head coach, Bill Foster has compiled 19 non-losing seasons.

INDIVIDUAL GAME-BY-GAME RESULTS

ERIC BROWN

	FG	FGA	FT	FTA	REB	TP	MIN	A
CITADEL	8	17	5	6	11	21	35	5
GEORGIA ST.	8	11	9	13	14	25	36	4
GEORGIA	5	7	4	5	8	14	39	3
WISCONSIN	8	15	5	5	4	21	37	0
WISCONSIN-GB	3	8	2	2	7	8	31	3
FLORIDA	4	10	2	2	8	10	35	4
RIDER	9	13	7	8	5	25	34	4
U.C.L.A.	8	12	3	6	9	19	32	1
BROWN	8	16	3	3	9	19	37	0
MANHATTAN	6	13	0	1	5	12	35	2
FAIRFIELD	7	12	1	3	4	15	24	1
HOFSTRA	6	11	8	10	11	20	38	0
N. ORLEANS	7	13	7	10	3	21	37	1
TOWSON ST.	8	13	4	6	4	20	38	2
ARIZONA	8	19	4	6	7	20	41	3
FLORIDA ST.	7	17	7	11	9	21	32	5
BAPTIST	3	6	1	3	6	7	14	0
FLORIDA	4	10	2	2	7	10	28	3
BROOKLYN	7	13	6	7	9	20	30	1
FLORIDA ST.	7	13	1	1	2	15	32	0
DAYTON	7	16	1	2	13	15	39	5
MARYLAND-ES	5	11	5	10	7	15	27	1
N. ORLEANS	5	8	4	6	5	14	35	2
DUKE	4	9	8	13	11	16	27	2
NOTRE DAME	3	11	6	7	4	12	35	2
AMERICAN	7	17	4	5	9	18	36	0
HARTFORD	5	10	1	1	7	11	30	5
MARQUETTE	7	15	2	2	10	16	33	2
TOTAL	174	346	112	156	208	460	927	61

DENNIS BURNS

	FG	FGA	FT	FTA	REB	TP	MIN	A
CITADEL	12	22	0	0	4	24	38	2
GEORGIA ST.	7	16	3	4	6	17	34	3
GEORGIA	5	13	4	4	4	14	38	3
WISCONSIN	6	11	0	2	4	12	26	0
WISCONSIN-GB	7	10	0	0	3	14	38	2
FLORIDA	6	13	0	1	4	12	35	2
RIDER	10	18	4	8	3	24	30	1
U.C.L.A.	4	13	1	2	1	9	24	1
BROWN	6	11	1	2	3	13	36	4
MANHATTAN	1	5	0	0	1	2	11	2
FAIRFIELD	5	10	0	0	2	10	23	0
HOFSTRA	1	2	0	0	0	2	6	1
N. ORLEANS	4	7	0	0	3	8	13	1
TOWSON ST.	7	10	0	0	1	14	21	1
ARIZONA	6	16	0	0	9	12	35	0
FLORIDA ST.	2	9	0	0	3	4	17	2
BAPTIST	7	15	4	5	3	18	30	0
FLORIDA	9	17	1	2	5	19	37	1
BROOKLYN	3	10	1	2	3	7	20	4
FLORIDA ST.	5	14	2	2	3	12	24	0
DAYTON	9	16	5	6	4	23	40	5
MARYLAND-ES	8	16	1	3	3	17	32	2
DUKE	6	11	1	3	3	12	30	0
NOTRE DAME	10	20	2	4	5	22	39	1
AMERICAN	6	17	0	0	5	12	38	6
HARTFORD	3	6	3	6	1	9	37	3
MARQUETTE	3	10	1	2	3	7	26	4
TOTAL	172	361	35	60	97	379	825	55

TIM DAWSON

	FG	FGA	FT	FTA	REB	TP	MIN	A
CITADEL	INELIGIBLE							
GEORGIA ST.	INELIGIBLE							
GEORGIA	INELIGIBLE							
WISCONSIN	INELIGIBLE							
WISCONSIN-GB	INELIGIBLE							
FLORIDA	INELIGIBLE							
RIDER	INELIGIBLE							
U.C.L.A.	1	2	2	5	0	4	13	0
BROWN	0	1	0	0	1	0	3	0
MANHATTAN	2	5	0	0	5	4	12	0
FAIRFIELD	2	7	1	2	2	5	24	1
HOFSTRA	2	4	0	0	9	4	22	1
N. ORLEANS	2	6	4	6	6	8	19	0
TOWSON ST.	4	8	3	6	3	11	33	9
ARIZONA	4	5	0	0	3	8	18	1
FLORIDA ST.	4	6	0	0	8	8	26	0
BAPTIST	1	2	0	0	1	2	9	0
FLORIDA	INJURED							
BROOKLYN	INJURED							
FLORIDA ST.	INJURED							
DAYTON	INJURED							
MARYLAND-ES	INJURED							
N. ORLEANS	INJURED							
DUKE	INJURED							
NOTRE DAME	INJURED							
AMERICAN	INJURED							
HARTFORD	INJURED							
MARQUETTE	INJURED							
TOTAL	22	46	10	19	38	54	179	12

DARRELL GLENN

	FG	FGA	FT	FTA	REB	TP	MIN	A
CITADEL		DNP						
GEORGIA ST.	0	0	0	0	0	0	1	0
GEORGIA		DNP						
WISCONSIN		DNP						
WISCONSIN-GB		DNP						
FLORIDA	0	0	0	0	0	0	1	0
RIDER	0	1	0	0	0	0	3	1
U.C.L.A.	0	1	0	0	1	0	2	0
BROWN		DNP						
MANHATTAN	3	3	1	1	4	7	10	1
FAIRFIELD	1	2	0	0	1	2	7	0
HOFSTRA	0	2	0	1	1	0	9	2
N. ORLEANS	1	2	0	0	1	2	3	0
TOWSON ST.		DNP						
ARIZONA	0	0	0	0	0	0	2	1
FLORIDA ST.	1	3	0	2	3	2	5	0
BAPTIST	0	0	0	0	0	0	5	1
FLORIDA	1	2	0	0	1	2	9	0
BROOKLYN	3	7	2	2	1	8	13	1
FLORIDA ST.	1	5	0	0	4	2	8	0
DAYTON	0	1	0	0	1	0	5	0
MARYLAND-ES	1	2	0	0	1	2	2	0
N. ORLEANS		DNP						
DUKE		DNP						
NOTRE DAME		DNP						
AMERICAN		DNP						
HARTFORD		DNP						
MARQUETTE	2	5	0	0	2	4	13	2
TOTAL	14	36	3	6	21	31	98	

TIM HARVEY

	FG	FGA	FT	FTA	REB	TP	MIN	A
CITADEL	5	6	3	4	5	13	31	1
GEORGIA ST.	4	7	1	5	12	9	29	1
GEORGIA	6	13	1	3	9	13	31	3
WISCONSIN	4	13	3	7	9	11	37	2
WISCONSIN-GB	3	3	4	4	3	10	25	
FLORIDA	4	13	2	4	3	10	26	1
RIDER	0	2	0	0	1	0	12	1
U.C.L.A.	3	6	1	3	5	7	22	3
BROWN	4	9	2	2	6	10	31	2
MANHATTAN	3	7	0	0	7	6	22	1
FAIRFIELD	1	5	0	0	3	2	23	3
HOFSTRA	3	4	5	6	11	11	26	1
N. ORLEANS	0	2	1	4	4	1	28	2
TOWSON ST.	INJURED							
ARIZONA	2	5	1	2	6	5	22	3
FLORIDA ST.	3	3	0	1	5	6	22	5
BAPTIST	3	4	4	9	6	10	31	0
FLORIDA	1	2	4	4	2	6	22	1
BROOKLYN	3	6	0	0	5	6	22	4
FLORIDA ST.	2	5	2	4	8	6	22	0
DAYTON	3	7	0	0	9	6	20	1
MARYLAND-ES	2	4	3	6	4	7	21	1
N. ORLEANS	1	3	0	0	3	2	14	2
DUKE	4	6	1	2	3	9	21	1
NOTRE DAME	4	7	1	3	2	9	17	1
AMERICAN	1	2	2	3	10	4	25	1
HARTFORD	5	9	3	4	6	13	32	3
MARQUETTE	4	9	1	1	7	9	24	3
TOTAL	78	162	45	81	159	201	658	50

BRYAN HUGHES

	FG	FGA	FT	FTA	REB	TP	MIN
CITADEL	1	5	1	3	5	3	32
GEORGIA ST.	4	10	7	9	11	15	31
GEORGIA	2	6	3	4	2	7	33
WISCONSIN	0	1	0	0	2	0	24
WISCONSIN-GB	3	5	0	0	8	6	31
FLORIDA	2	4	2	2	2	8	35
RIDER	3	6	1	1	5	7	31
U.C.L.A.	3	6	1	4	3	7	33
BROWN	1	3	1	2	2	3	32
MANHATTAN	4	9	2	4	2	10	35
FAIRFIELD	2	7	0	1	3	4	28
HOFSTRA	1	3	4	6	5	6	36
N. ORLEANS	1	6	2	3	6	4	35
TOWSON ST.	2	4	4	5	4	8	34
ARIZONA	2	3	0	0	2	4	39
FLORIDA ST.	2	3	0	1	3	4	28
BAPTIST	6	8	3	5	8	15	36
FLORIDA	2	4	0	1	4	4	32
BROOKLYN	5	7	9	11	7	19	37
FLORIDA ST.	0	1	0	0	3	0	25
DAYTON	2	3	0	0	2	4	33
MARYLAND-ES	5	7	1	1	5	11	28
N. ORLEANS	6	8	8	8	2	20	37
DUKE	3	5	1	1	2	7	33
NOTRE DAME	2	5	4	6	3	8	32
AMERICAN	5	7	1	2	5	11	35
HARTFORD	4	7	0	2	6	8	36
MARQUETTE	2	4	0	1	3	4	27
TOTAL	75	147	55	83	115	205	903

MIKE NOBLET

	FG	FGA	FT	FTA	REB	TP	MIN	A
CITADEL	0	0	0	0	1	0	3	0
GEORGIA ST.	0	0	2	2	1	2	1	0
GEORGIA	DNP							
WISCONSIN	1	1	0	0	1	2	9	1
WISCONSIN-GB	0	1	5	6	3	5	11	1
FLORIDA	0	1	0	0	1	0	3	0
RIDER	0	0	0	0	1	0	12	1
U.C.L.A.	1	1	0	0	0	2	2	0
BROWN	DNP							
MANHATTAN	0	6	2	2	2	2	13	1
FAIRFIELD	0	1	0	2	1	0	5	0
HOFSTRA	DNP							
N. ORLEANS	DNP							
TOWSON ST.	0	0	0	0	0	0	10	0
ARIZONA	DNP							
FLORIDA ST.	0	0	0	0	0	0	1	0
BAPTIST	0	1	2	4	2	2	11	0
FLORIDA	0	0	1	2	5	1	11	0
BROOKLYN	0	0	0	2	1	0	6	0
FLORIDA ST.	1	1	2	2	1	4	3	0
DAYTON	DNP							
MARYLAND-ES	0	1	0	0	0	0	6	0
N. ORLEANS	DNP							
DUKE	0	0	0	0	0	0	1	0
NOTRE DAME	0	0	0	0	0	0	1	0
AMERICAN	0	0	0	1	0	0	1	0
HARTFORD	DNP							
MARQUETTE	0	1	0	0	2	0	3	0
TOTAL	3	15	14	23	22	20	113	4

KEVIN PRESTO

	FG	FGA	FT	FTA	REB	TP	MIN	A
CITADEL	8	10	6	8	4	22	35	4
GEORGIA ST.	0	4	4	4	3	4	32	3
GEORGIA	10	12	4	4	4	24	35	1
WISCONSIN	3	8	2	2	6	8	27	3
WISCONSIN-GB	6	8	2	4	4	14	39	2
FLORIDA	4	8	0	0	7	8	34	2
RIDER	8	14	1	1	6	17	28	1
U.C.L.A.	2	5	0	0	1	4	24	2
BROWN	5	17	2	4	6	12	36	5
MANHATTAN	12	18	0	0	2	24	34	1
FAIRFIELD	0	8	0	1	4	0	33	5
HOFSTRA	6	13	2	4	2	14	36	3
N. ORLEANS	1	4	2	2	2	4	31	2
TOWSON ST.	4	8	2	2	4	10	30	6
ARIZONA	1	8	0	0	2	2	30	3
FLORIDA ST.	8	13	6	6	3	22	36	3
BAPTIST	2	9	1	2	6	5	35	4
FLORIDA	6	2	0	0	1	4	27	1
BROOKLYN	6	12	9	10	4	21	33	3
FLORIDA ST.	1	5	1	1	0	3	25	1
DAYTON	5	9	0	0	1	10	27	1
MARYLAND-ES	0	6	0	0	4	0	26	1
N. ORLEANS	3	5	6	7	3	12	29	1
DUKE	6	11	0	0	4	12	33	1
NOTRE DAME	2	5	0	0	3	4	31	1
AMERICAN	7	12	2	2	1	16	37	1
HARTFORD	3	6	5	6	4	11	33	3
MARQUETTE	2	9	0	0	3	4	24	2
TOTAL	117	253	57	70	94	291	880	9

BOB SCHNECKENBERG


	FG	FGA	FT	FTA	REB	TP	MIN	A
CITADEL	DNP							
GEORGIA ST.	0	0	0	0	0	0	1	0
GEORGIA	DNP							
WISCONSIN	DNP							
WISCONSIN-GB	DNP							
FLORIDA	DNP							
RIDER	0	0	0	0	1	0	2	0
U.C.L.A.	DNP							
BROWN	DNP							
MANHATTAN	DNP							
FAIRFIELD	DNP							
HOFSTRA	DNP							
N. ORLEANS	DNP							
TOWSON ST.	DNP							
ARIZONA	DNP							
FLORIDA ST.	DNP							
BAPTIST	DNP							
FLORIDA	0	0	0	0	1	0	1	0
BROOKLYN	3	4	1	4	4	7	10	1
FLORIDA ST.	2	3	4	9	3	8	19	0
DAYTON	0	0	0	0	0	0	4	1
MARYLAND-ES	0	0	0	1	1	0	10	2
N. ORLEANS	0	1	2	3	0	2	9	0
DUKE	0	0	0	0	0	0	10	0
NOTRE DAME	1	3	3	3	0	5	5	1
AMERICAN	0	0	1	4	1	1	5	0
HARTFORD	DNP							
MARQUETTE	0	1	0	0	1	0	7	1
TOTAL	6	12	11	24	12	23	83	6

MARK RICHARDSON

	FG	FGA	FT	FTA	REB	TP	MIN	A
CITADEL	0	3	0	0	5	0	18	0
GEORGIA ST.	3	5	0	0	4	6	16	1
GEORGIA	4	6	1	2	5	9	12	1
WISCONSIN	1	3	4	4	2	6	17	0
WISCONSIN-GB	4	4	2	2	2	10	19	0
FLORIDA	9	13	0	0	3	18	21	0
RIDER	1	9	0	0	7	2	23	1
U.C.L.A.	4	8	0	1	5	8	22	0
BROWN	2	6	0	1	3	4	12	0
MANHATTAN	3	6	2	2	6	8	16	0
FAIRFIELD	3	9	2	2	7	8	25	0
HOFSTRA	4	9	2	3	3	8	22	1
N. ORLEANS	4	5	1	2	3	9	31	1
TOWSON ST.	2	11	4	5	5	8	32	0
ARIZONA	10	15	3	3	9	23	38	0
FLORIDA ST.	7	9	2	3	10	16	32	1
BAPTIST	4	10	4	5	7	12	29	1
FLORIDA	2	7	1	2	2	5	29	0
BROOKLYN	7	9	0	0	4	14	29	1
FLORIDA ST.	7	12	0	1	7	14	32	0
DAYTON	4	7	2	2	4	10	21	0
MARYLAND-ES	8	12	5	7	5	21	26	0
N. ORLEANS	4	12	4	6	4	12	30	0
DUKE	4	8	0	0	3	8	22	1
NOTRE DAME	4	13	0	1	1	8	27	1
AMERICAN	5	10	0	0	5	10	17	2
HARTFORD	6	12	2	4	5	14	27	1
MARQUETTE	7	13	0	0	5	14	24	0
TOTAL	123	246	41	58	131	287	669	13

JOEL WARREN

	FG	FGA	FT	FTA	REB	TP	MIN	A
CITADEL	DNP							
GEORGIA ST.	1	1	2	2	1	4	14	1
GEORGIA	0	0	0	1	0	0	12	1
WISCONSIN	2	4	2	2	2	6	21	3
WISCONSIN-GB	0	1	0	0	1	0	6	1
FLORIDA	0	2	0	0	0	0	9	2
RIDER	0	2	2	2	2	2	18	0
U.C.L.A.	0	0	0	0	1	2	11	2
BROWN	0	1	0	0	0	0	7	0
MANHATTAN	0	2	0	0	0	0	9	3
FAIRFIELD	0	0	0	0	0	0	6	0
HOFSTRA	0	0	2	2	0	2	2	0
N. ORLEANS	0	0	0	0	2	0	1	0
TOWSON ST.	0	0	0	0	0	0	2	0
ARIZONA	DNP							
FLORIDA ST.	DNP							
BAPTIST	DNP							
FLORIDA	1	3	0	0	1	2	4	0
BROOKLYN	DNP							
FLORIDA ST.	1	1	0	0	0	2	9	0
DAYTON	0	1	0	0	0	0	7	2
MARYLAND-ES	0	3	0	0	2	0	11	0
N. ORLEANS	0	1	0	0	1	0	8	0
DUKE	0	2	1	2	1	1	13	1
NOTRE DAME	1	3	0	1	3	2	9	0
AMERICAN	0	0	1	2	3	1	5	2
HARTFORD	0	0	0	0	0	0	5	0
MARQUETTE	1	2	0	0	1	2	13	1
TOTAL	7	29	10	14	20	24	202	19



Center Tim Harvey led the Hurricanes in blocked shots (46) last year while also collecting 50 assists. Harvey is Miami's only senior player on scholarship this season.

1985-86 BOX SCORES
November 22, 1985 at Miami, FL

CITADEL (77)—Burgess, 4-10, 8-8, 5, 16; Hill 3-8, 4-6, 5, 10; Hartwell 8-12, 3-6, 11, 19; Bardo 9-23, 0-0, 5, 18; Tharpe 3-11, 4-5, 1, 10; Conroy 1-5, 0-0, 2, 2; Broadway 0-3, 0-0, 1, 0; Hargette 1-2, 0-0, 6, 2; Roulston 0-1, 0-0, 2, 0; Campbell 0-0, 0-0, 0, 0; Stevens 0-0, 0-0, 0, 0; Sawyer 0-0, 0-0, 0, 0; Bryant 0-0, 0-0, 0, 0; TEAM 29-75, 19-25, 44, 77

MIAMI (85)—Brown 8-17, 5-6, 11, 21; Burns 12-22, 0-0, 4, 24; Harvey 5-6, 3-4, 5, 13; Hughes 1-5, 1-3, 5, 3; Presto 8-10, 6-8, 4, 22; Richardson 0-3, 0-0, 5, 0; Roberson 1-2, 0-0, 2, 2; Hare 0-0, 0-0, 0, 0; Noblet 0-0, 0-0, 1, 0; TEAM 35-65, 15-21, 41, 85

ASSIST LEADERS: Tharpe 5 (CIT), Hughes 13 (M)

HALFTIME: Miami 41 The Citadel 37; FG%- The Citadel .386, Miami .538

November 29, 1985 at Miami FL (AMI Classic)

GEORGIA STATE (72)—Wright 2-14, 0-1, 1, 4; Davis 8-15, 0-0, 12, 16; Coulter 7-12, 3-5, 9, 17; Haley 5-23, 5-8, 7, 15; Hampton 2-5, 0-0, 1, 4; Firnbach 1-4, 1-2, 2, 3; Brus 0-0, 1-2, 0, 1; Anderson 2-3, 2-2, 4, 6; Andrews 0-3, 0-0, 2, 0; Jackson 0-0, 0-0, 0, 0; Fanning 2-11, 2-3, 3, 6; TEAM 29-90, 14-23, 46, 72

MIAMI (82)—Brown 8-11, 9-13, 14, 25; Burns 7-16, 3-4, 6, 17; Harvey 4-7, 1-5, 12, 9; Hughes 4-10, 7-9, 11, 15; Presto 0-4, 4-4, 3, 4; Roberson 0-1, 0-0, 1, 0; Richardson 3-5, 0-0, 4, 6; Warren 1-1, 2-2, 1, 4; Hare 0-1, 0-0, 0, 0; Noblet 0-0, 2-2, 1, 2; Glenn 0-0, 0-0, 0, 0; Schneckenberg 0-0, 0-0, 0, 0; Champuillion 0-0, 0-0, 0, 0; TEAM 27-56, 28-39, 60, 82

ASSIST LEADERS: Haley 4 (GSU), Brown, Hughes 4 (M)

HALFTIME: Miami 30 Georgia State 27; FG%- Georgia State .322, Miami .482

November 30, 1985 at Miami, FL (AMI Classic)

GEORGIA (78)—McMillian 3-6, 1-2, 6, 7; Ward 16-30, 0-0, 5, 32; Dunn 6-10, 2-4, 13, 14; Williams 3-8, 1-2, 3, 7; Hartry 2-12, 2-2, 3, 6; Kessler 4-5, 0-1, 2, 8; Howard 2-4, 0-0, 0, 4; Henderson 0-1, 0-0, 0, 0; Mack 0-1, 0-0, 0, 0; TEAM 36-77, 6-11, 38, 78

MIAMI (81)—Burns 5-13, 4-4, 4, 14; Brown 5-7, 4-5, 8, 14; Harvey 6-13, 1-3, 9, 13; Presto 10-12, 4-4, 4, 24; Hughes 2-6, 3-4, 2, 7; Richardson 4-6, 1-2, 5, 9; Warren 0-0, 0-1, 0, 0; TEAM 32-57, 17-23, 35, 81

ASSIST LEADERS: Hartry 9 (GA), Hughes 7 (M)

HALFTIME: Miami 33 Georgia 29; FG%- Georgia .467, Miami .561

December 7, 1985 at Madison, WI

MIAMI (66)—Brown 8-15, 5-5, 4, 21; Burns 6-11, 0-2, 4, 12; Harvey 4-13, 3-7, 9, 11; Presto 3-8, 2-2, 6, 8; Hughes 0-1, 0-0, 2, 0; Richardson 1-3, 4-4, 2, 6; Warren 2-4, 2-2, 2, 6; Noblet 1-1, 0-0, 1, 2; Roberson 0-0, 0-0, 0, 0; Hare 0-0, 0-0, 0, 0; TEAM 25-56, 16-22, 33, 66

WISCONSIN (88)—Weber 5-12, 1-2, 11, 11; Ripley 8-13, 3-3, 13, 19; Schubring 0-1, 0-0, 2, 0; Smith 10-15, 0-0, 2, 20; Olson 7-20, 0-0, 4, 14; Laszewski 0-2, 2-2, 1, 2; Molaski 0-2, 0-0, 1, 0; Jackson 7-11, 0-1, 5, 14; Steinhaus 1-4, 0-0, 1, 2; Heineman 0-2, 0-0, 2, 0; Roberson 1-3, 2-4, 3, 4; Willey 0-0, 2-2, 0, 2; TEAM 39-85, 10-14, 51, 88

ASSIST LEADERS: Presto, Warren 3 (M), Steinhaus 5 (W)

HALFTIME: Wisconsin 47 Miami 23; FG%- Miami .446, Wisconsin .459


December 9, 1985 at Green Bay, WI

MIAMI (67)—Presto 6-8, 2-4, 4, 14; Warren 0-1, 0-0, 1, 0; Hughes 3-5, 0-0, 8, 3; Burns 7-10, 0-0, 3, 14; Brown 3-8, 2-2, 7, 8; Noblet 0-1, 5-6, 3, 5; Harvey 3-3, 4-4, 3, 10; Richardson 4-4, 2-2, 2, 10; TEAM 26-40, 15-18, 32, 67

WISCONSIN-GREEN BAY (63)—Hines 1-3, 0-0, 1, 2; Nardi 2-3, 0-0, 0, 4; Skanes 6-12, 0-2, 1, 12; Tampa 5-9, 5-5, 4, 15; Taphorn 10-18, 0-0, 2, 20; Cottrell 2-3, 0-0, 3, 4; Bolding 0-3, 4-6, 0, 4; Klumpke 0-1, 0-0, 1, 0; Ripley 1-4, 0-0, 1, 2; TEAM 27-56, 9-13, 16, 63

ASSIST LEADERS: Presto 4 (M), Nardi 12 (WGB)

HALFTIME: Miami 36 Wisconsin-Green Bay 24; FG%- Miami .650, Wisconsin-Green Bay .482



Bryan Hughes' two free throws with 0:02 remaining in the Georgia game secured Miami's 81-78 win over the Bulldogs, enabling the Hurricanes to capture the first AMI Classic Championship.

December 17, 1985 at Miami, FL

FLORIDA (81)—Lawrence, J. 4-6, 0-0, 1, 8; McClary 0-2, 0-2, 3, 0; Currington 0-3, 1-2, 1, 1; Maxwell 12-21, 1-4, 3, 25; Moten 7-18, 5-8, 10, 19; Capers 6-8, 0-0, 10, 12; Montgomery 1-2, 0-0, 2, 2; Lawrence, P. 1-1, 0-0, 0, 2; Brodus 5-7, 0-0, 3, 10; Castinera 0-1, 0-0, 0, 0; Saso 1-1, 0-0, 2, 2; Lett 0-1, 0-0, 0, 0; Jones 0-0, 0-0, 0, 0; Crafton 0-0, 0-0, 1, 0; TEAM 37-71, 7-16, 40, 81

MIAMI (64)—Brown 4-10, 2-2, 8, 10; Burns 6-13, 0-1, 4, 12; Harvey 4-13, 2-4, 8, 10; Presto 4-8, 0-0, 7, 8; Hughes 2-4, 2-2, 2, 6; Richardson 9-13, 0-0, 3, 18; Warren 0-2, 0-0, 0, 0; Noblet 0-1, 0-0, 1, 0; Roberson 0-2, 0-0, 0, 0; Glenn 0-0, 0-0, 0, 0; TEAM 29-66, 6-9, 35, 64
ASSIST LEADERS: Moten, Maxwell, Montgomery 4 (F), Brown 4 (M)
HALFTIME: Florida 48 Miami 35, FG%- Florida .521, Miami .439

December 18, 1985 at Miami, FL

RIDER (58)—Grier 8-11, 3-5, 9, 19; Nicholson 5-11, 3-5, 4, 13; Magee 0-0, 0-0, 0, 0; Simpson 3-9, 0-1, 2, 6; Gilliams 0-1, 0-1, 4, 0; King 2-7, 2-2, 2, 6; Titus 6-9, 2-2, 3, 14; Nesmith 0-1, 0-0, 1, 0; Auerbuck 0-0, 0-0, 0, 0; Mickens 0-0, 0-0, 0, 0; Baggett 0-0, 0-0, 0, 0; Urbanik 0-0, 0-0, 0, 0; TEAM 24-49, 10-16, 28, 58

MIAMI (81)—Brown 9-13, 7-8, 5, 25; Burns 10-18, 4-8, 3, 24; Harvey 0-2, 0-0, 1, 0; Presto 8-14, 1-1, 6, 17; Hughes 3-6, 1-1, 5, 7; Richardson 1-9, 0-0, 7, 2; Warren 0-2, 2-2, 2, 2; Noblet 0-0, 0-0, 1, 0; Hare 1-1, 0-1, 1, 2; Glenn 0-1, 0-0, 0, 0; Roberson 1-2, 0-0, 1, 2; Schneckenberg 0-0, 0-0, 1, 0; Champuillion 0-1, 0-0, 0, 0; TEAM 33-69, 15-21, 38, 81
ASSIST LEADERS: Gilliams 4 (R), Hughes 8 (M)
HALFTIME: Miami 36 Rider 28, FG%- Rider .489, Miami .478

December 21, 1985 at Los Angeles, CA

MIAMI (64)—Burns 4-13, 1-2, 1, 9; Brown 8-12, 3-6, 9, 19; Harvey 3-6, 1-3, 5, 7; Presto 2-5, 0-0, 1, 4; Hughes 3-6, 1-4, 3, 7; Richardson 4-8, 0-1, 5, 8; Dawson 1-2, 2-5, 0, 4; Warren 0-0, 0-0, 1, 0; Selby 1-3, 0-1, 1, 2; Roberson 1-2, 0-1, 0, 2; Noblet 1-1, 0-0, 0, 2; Glenn 0-1, 0-0, 1, 0; Hare 0-0, 0-0, 0, 0; TEAM 28-59, 8-23, 30, 64

UCLA (109)—Miller 9-17, 3-4, 4, 21; Butler 4-7, 1-3, 3, 9; Jackson 2-3, 0-0, 5, 4; Hatcher 12-17, 1-1, 1, 25; Richardson 4-8, 0-0, 6, 8; Jones 5-6, 1-3, 3, 11; Gaines 6-8, 3-3, 1, 15; Haley 1-5, 3-3, 8, 5; Palmer 1-3, 0-1, 2, 2; Rochelin 4-6, 1-1, 3, 9; Morris 0-1, 0-0, 1, 0; Dunlap 0-0, 0-0, 1, 0; TEAM 48-81, 13-19, 44, 109

ASSIST LEADERS: Brown, Harvey, Dawson 4 (M), Richardson 10 (UCLA)
HALFTIME: UCLA 41 Miami 31; FG%- Miami .475, UCLA .593

December 27, 1985 at Miami, FL (OB/Budweiser Tourney)

BROWN (62)—Murray 7-12, 0-0, 10, 14; Thompson 3-10, 0-0, 1, 6; Turner 3-10, 0-0, 8, 6; Brady 4-7, 0-0, 1, 8; Waitkus 7-12, 2-2, 5, 16; Katsaros 2-3, 0-0, 3, 4; Lynch 1-6, 2-3, 2, 4; Visscher 2-4, 0-0, 3, 4; Graves 0-0, 0-0, 0, 0; Buerk 0-0, 0-0, 0, 0; TEAM 29-64, 4-5, 41, 62

MIAMI (61)—Brown 8-16, 3-3, 9, 19; Burns 6-11, 1-2, 3, 13; Harvey 4-9, 2-2, 6, 10; Presto 5-17, 2-4, 6, 12; Hughes 1-3, 1-2, 2, 3; Richardson 2-6, 0-1, 3, 4; Warren 0-1, 0-0, 0, 0; Selby 0-3, 0-0, 4, 0; Dawson 0-1, 0-0, 1, 0; TEAM 26-67, 9-14, 40, 61

ASSIST LEADERS: Brady 4 (B), Presto 5 (M)
HALFTIME: Brown 40 Miami 30; FG%- Brown .453, Miami .388

December 28, 1985 at Miami, FL (OB/Budweiser Tourney)

MANHATTAN (61)—Holmdahl 4-13, 0-0, 10, 8; Williams 12-20; 3-4, 7, 27; Shiano 3-4, 0-0, 1, 6; Owens 3-6, 0-0, 3, 6; Klemick 2-3, 1-2, 0, 5; Adams 3-9, 1-2, 3, 7; O'Connor 0-0, 0-0, 1, 0; Hall 1-1, 0-0, 2, 2; Boyle 0-0, 0-0, 0, 0; TEAM 28-56, 5-8, 31, 61

MIAMI (79)—Brown 6-13, 0-1, 5, 12; Burns 1-5, 0-0, 1, 2; Harvey 3-7, 0-0, 7, 6; Presto 12-18, 0-0, 2, 24; Hughes 4-9, 2-4, 2, 10; Richardson 3-6, 2-2, 6, 8; Noblet 0-6, 2-2, 2, 2; Warren 0-2, 0-0, 0, 0; Dawson 2-5, 0-0, 5, 4; Selby 0-0, 0-0, 0, 0; Glenn 3-3, 1-1, 4, 7; Hare 0-2, 0-0, 1, 0; Roberson 2-2, 0-0, 0, 4; TEAM 36-78, 7-10, 41, 79

ASSIST LEADERS: Owens 4 (MAN), Hughes 6 (M)

HALFTIME: Miami 34 Manhattan 27; FG%- Manhattan .500, Miami .461

January 2, 1986 at Miami, FL

FAIRFIELD (56)—George 3-17, 14-18, 5, 20; Yerina 6-12, 1-2, 8, 13; Gromos 1-5, 2-4, 5, 4; Wynder 0-1, 2-2, 5, 2; Golden 1-3, 5-7, 3, 7; Bradford 2-4, 0-0, 1, 4; Squeri 2-3, 0-1, 3, 4; Woodtli 1-2, 0-0, 0, 2; Barry 0-0, 0-0, 0, 0; Simenz 0-0, 0-0, 0, 0; McLeod 0-0, 0-0, 0, 0; TEAM 16-47, 24-34, 41, 56

MIAMI (47)—Brown 7-12, 1-3, 4, 15; Richardson 3-9, 2-2, 7, 8; Harvey 1-5, 0-0, 3, 2; Presto 0-8, 0-1, 4, 0; Hughes 2-7, 0-1, 3, 4; Burns 5-10, 0-0, 2, 10; Dawson 2-4, 0-0, 9, 4; Warren 0-0, 0-0, 0, 0; Hare 0-0, 0-0, 0, 0; Glenn 1-2, 0-0, 1, 2; Noblet 0-1, 0-2, 1, 0; Selby 1-2, 0-0, 2, 2; Roberson 0-1, 0-0, 0, 0; TEAM 22-61, 3-9, 43, 47

ASSIST LEADERS: Golden 4 (F), Presto 5 (M)

HALFTIME: Fairfield 25 Miami 22, FG%- Fairfield .340, Miami .360

January 4, 1986 at Miami, FL

HOFSTRA (63)—Miner 8-20, 3-5, 14; 19; Murphy 7-15, 0-0, 5, 14; Minor 3-6, 4-4, 7, 10; Allen 3-11, 2-3, 5, 8; Arnold 3-14, 0-0, 1, 6; Walker 2-8, 0-0, 2, 4; Rebholz 0-2, 0-0, 2, 0; King 0-0, 0-0, 0, 0; Martin 1-1, 0-0, 0, 2; TEAM 27-77, 9-12, 44, 63

MIAMI (70)—Brown 6-11, 8-10, 11, 20; Richardson 4-9, 2-3, 3, 10; Harvey 3-4, 5-6, 11, 11; Presto 6-13, 2-4, 2, 14; Hughes 1-3, 4-6, 5, 6; Dawson 2-7, 1-2, 2, 5; Burns 1-2, 0-0, 0, 2; Warren 0-0, 2-2, 0, 2; Hare 0-0, 0-0, 0, 0; Glenn 0-2, 0-1, 1, 0; TEAM 23-51, 24-34, 40, 70

ASSIST LEADERS: Arnold 5 (H), Hughes 8 (M)

HALFTIME: Hofstra 37 Miami 28; FG%- Hofstra .337, Miami .450

January 7, 1986 at New Orleans, LA

MIAMI (57)—Brown 7-13, 7-10, 3, 21; Richardson 4-5, 1-2, 3, 9; Harvey 0-2, 1-4, 4, 1; Presto 1-4, 2-2, 2, 4; Hughes 1-6, 2-3, 6, 4; Warren 0-0, 0-0, 2, 0; Glenn 1-2, 0-0, 1, 2; Selby 0-1, 0-0, 0, 0; Burns 4-7, 0-0, 3, 8; Dawson 2-6, 4-6, 6, 8; TEAM 20-46, 17-27, 32, 57

NEW ORLEANS (64)—Bellock 0-3, 3-4, 6, 3; Grandison 1-5, 3-4, 6, 5; Smith 6-10, 2-3, 12, 14; Porter 7-18, 0-0, 6, 14; Corchiani 4-10, 4-4, 0, 12; Goodwin 2-6, 0-0, 3, 4; Irving 0-0, 0-0, 0, 0; Jones 2-7, 4-6, 4, 8; Breaux 1-2, 2-2, 4, 4; TEAM 23-61, 18-23, 42, 64

ASSIST LEADERS: Hughes, Presto, Harvey 2 (M), Bellock 5 (UNO)

HALFTIME: Miami 30 New Orleans 25, FG%- Miami .435, New Orleans .377


January 11, 1986 at Miami, FL

TOWSON STATE (66)—Bunsavage 6-11, 7-8, 10, 19; Fink 6-11, 0-0, 4, 12; McClinton 2-3, 0-0, 3, 4; Byrd 0-0, 0-0, 1, 0; Leonard 8-11, 0-0, 1, 16; Jones 2-3, 1-2, 0, 5; Bays 4-5, 2-2, 3, 10; Morin 0-1, 0-0, 2, 0-0; Colclough 0-0, 0-0, 0, 0; TEAM 28-45, 10, 12, 26, 66

MIAMI (71)—Brown 8-13, 4-6, 4, 20; Richardson 2-11, 4-5, 5, 8; Dawson 4-8, 3-6, 3, 11; Presto 4-8, 2-2, 4, 10; Hughes 2-4, 4-5, 4, 8; Burns 7-10, 0-0, 1, 14; Noblet 0-0, 0-0, 0, 0; Warren 0-0, 0-0, 0, 0; TEAM 27-54, 17-24, 23, 71

ASSIST LEADERS: Fink, Bays 4 (TSU), Dawson 9 (M)

HALFTIME: Miami 32 Towson State 30; FG%- Towson State .622, Miami .500



Junior forward Tim Dawson had 11 points and nine assists in Miami's 71-66 win over Towson State.

January 18, 1986 at Miami, FL (OT)

ARIZONA (81)—Cook 2-4, 3-4, 2, 7; Elliott 10-19, 5-9, 9, 25; Edgar 2-5, 3-6, 4, 7; McMillian 4-11, 2-4, 4, 10; Kerr 14-24, 0-0, 7, 28; Turner 1-3, 0-2, 6, 2; Cooper 0-0, 0-0, 0, 0; Haskin 0-0, 0-0, 1, 0; Lofton 1-3, 0-0, 2, 2; Wheatley 0-0, 0-0, 0, 0; TEAM 34-69, 13-25, 42, 81

MIAMI (74)—Brown 8-19, 4-6, 7, 20; Richardson 10-15, 3-3, 9, 23; Dawson 4-5, 0-0, 3, 8; Presto 1-8, 0-0, 2, 2; Hughes 2-3, 0-0, 2, 4; Burns 6-16, 0-0, 9, 12; Harvey 2-5, 1-2, 6, 5; Glenn 0-0, 0-0, 0, 0; TEAM 33-71, 8-11, 42, 74

ASSIST LEADERS: Kerr 5 (A), Hughes 5 (M)

HALFTIME: Miami 36 Arizona 27; FG%- Arizona .492, Miami .464

January 20, 1986 at Miami, FL

FLORIDA STATE (75)—Allen 7-17, 2-4, 6, 16; Fitchett 10-13, 2-2, 8, 22; Choice 2-12, 4-4, 7, 8; Barber 6-16, 0-1, 4, 12; Davis 5-11, 1-2, 4, 11; Hunter 2-3, 1-2, 0, 5; Shaffer 0-3, 1-1, 2, 1; McCloud 0-0, 0-0, 1, 0; Mateer 0-2, 0-0, 0, 0; TEAM 32-77, 11-16, 35, 75

MIAMI (83)—Brown 7-17, 7-11, 9, 21; Richardson 7-9, 2-3, 10, 16; Dawson 4-6, 0-0, 8, 8; Presto 8-13, 6-6, 3, 22; Hughes 2-3, 0-1, 3, 4; Harvey 3-3, 0-1, 5, 6; Burns 2-9, 0-0, 3, 4; Glenn 1-3, 0-2, 3, 2; Hare 0-0, 0-0, 0, 0; Noblet 0-0, 0-0, 0, 0; TEAM 34-63, 15-24, 49, 83

ASSIST LEADERS: Barber 9 (FSU), Brown, Harvey 5 (M)

HALFTIME: Florida State 39 Miami 36; FG%- Florida State .415, Miami .539

January 23, 1986 at Miami, FL

BAPTIST (60)—Nobles 3-7, 0-0, 2, 6; Ambrose 1-3, 0-0, 2, 2; Innocent 7-17, 7-11, 13, 21; Hinson 7-16, 3-7, 4, 17; Fairley 1-3, 1-2, 2, 3; Wagoner 2-4, 1-2, 4, 5; Williams, S. 1-6, 0-0, 3, 2; McClellon 1-2, 0-0, 0, 2; Williams, L. 0-3, 1-2, 4, 1; Chisholm 0-1, 1-2, 2, 1; Murphy 0-1, 0-0, 1, 0; TEAM 23-63, 14-26, 44, 60

MIAMI (71)—Brown 3-6, 1-3, 6, 7; Richardson 4-10, 4-5, 7, 12; Dawson 1-2, 0-0, 1, 2; Presto 2-9, 1-2, 6, 5; Hughes 6-8, 3-5, 8, 15; Burns 7-5, 4-5, 3, 18; Harvey 3-4, 4-9, 6, 10; Glenn 0-0, 0-0, 0, 0; Noblet 0-1, 2-4, 2, 2; TEAM 26-55, 19-33, 45, 71

ASSIST LEADERS: Fairley 3 (B), Presto, Hughes 4 (M)

HALFTIME: Baptist 31 Miami 26; FG%- Baptist .365, Miami .472

January 27, 1986 at Gainesville, FL

MIAMI (53)—Presto 2-6, 0-0, 1, 4; Hughes 2-4, 0-1, 4, 4; Brown 4-10, 2-2, 7, 10; Burns 9-17, 1-2, 5, 19; Richardson 2-7, 1-2, 2, 5; Harvey 1-2, 4-4, 2, 6; Noblet 0-0, 1-2, 5, 1; Glenn 1-2, 0-0, 0, 2; Warren 1-3, 0-0, 0, 2; Schneckenberg 0-0, 0-0, 1, 0; TEAM 22-51, 9-13, 35, 53

FLORIDA (75)—Montgomery 1-3, 0-0, 1, 2; Moten 8-18, 1-2, 5, 17; Maxwell 9-18, 2-4, 10, 20; Lawrence, P. 4-8, 0-0, 1, 8; McClary 3-7, 0-0, 9, 6; Lawrence, J. 3-6, 1-2, 1, 7; Lett 2-3, 3-3, 1, 7; Saso 2-3, 0-0, 3, 4; Capers 0-0, 0-0, 0, 0; Crafton 1-1, 0-0, 0, 2; Casterinera 1-1, 0-0, 0, 0; TEAM 34-68, 7-11, 36, 75

ASSIST LEADERS: Presto 8 (M), Montgomery 8 (F)

HALFTIME: Florida 42 Miami 28; FG%- Miami .431, Florida .500

January 31, 1986 at West Palm Beach, FL

BROOKLYN (93)—Eley 5-5, 3-5, 3, 13; Grady, K. 6-7, 3-3, 6, 15; Grady, D. 4-6, 1-3, 5, 9; Gaffney 1-4, 1-2, 1, 3; Richardson 12-26, 0-0, 1, 24; Laing 2-5, 7-10, 6, 11; Blackett 7-16, 2-2, 3, 16; Brady 0-0, 2-4, 2, 2; Deleguardia 0-0, 0-0, 0, 0; TEAM 37-69, 19-29, 30, 93

MIAMI (102)—Brown 7-13, 6-7, 9, 20; Burns 3-10, 1-2, 3, 7; Richardson 7-9, 0-0, 4, 14; Presto 6-12, 9-10, 4, 21; Hughes 5-7, 9-11, 7, 19; Harvey 3-6, 0-0, 5, 6; Noblet 0-0, 0-2, 1, 0; Schneckenberg 3-4, 1-4, 4, 7; Glenn 3-7, 2-2, 1, 8; TEAM 37-68, 28-38, 44, 102

ASSIST LEADERS: Richardson 7 (B), Hughes 7 (M)

HALFTIME: Miami 48 Brooklyn 45; FG%- Brooklyn .540, Miami .554

February 3, 1986 at Tallahassee, FL

MIAMI (72)—Brown 7-13, 1-1, 2, 15; Richardson 7-12, 0-1, 7, 14; Harvey 2-5, 2-4, 8, 6; Presto 1-5, 1-1, 0, 3; Hughes 0-1, 0-0, 3, 0; Burns 5-14, 2-2, 3, 12; Warren 1-1, 0-0, 0, 2; Glenn 1-5, 0-0, 4, 2; Schneckenberg 2-3, 4-9, 3, 8; Noblet 1-1, 2-2, 1, 4; Roberson 1-2, 0-0, 1, 2; Champuillion 2-3, 0-0, 2, 4; TEAM 30-65, 12-20, 38, 72

FLORIDA STATE (90)—Allen 4-7, 5-7, 5, 13; Fitchett 5-6, 0-1, 2, 10; Davis 5-7, 3-4, 2, 13; Barber 4-10, 2-2, 1, 10; Hunter 3-5, 1-4, 6, 7; Shaffer 6-9, 0-0, 6, 12; McCloud 5-6, 1-1, 4, 11; Karaser 2-4, 0-1, 0, 4; Carter 2-4, 0-2, 1, 4; Larson 0-1, 0-0, 0, 0; TEAM 39-63, 12-22, 31, 90

ASSIST LEADERS: Hughes 2 (M), Barber, 5 (M)

HALFTIME: Florida State 44 Miami 28; FG%- Miami .461, Florida State .619

February 8, 1986 at Dayton, OH

MIAMI (68)—Brown 7-16, 1-2, 13, 15; Burns 9-16, 5-6, 4, 23; Richardson 4-7, 2-2, 4, 10; Hughes 2-3, 0-0, 2, 4; Presto 5-9, 0-0, 1, 10; Harvey 3-7, 0-0, 9, 6; Glenn 0-1, 0-0, 1, 0; Warren 0-1, 0-0, 0, 0; Schneckenberg 0-0, 0-0, 0, 0; Roberson 0-1, 0-0, 1, 0; TEAM 30-61, 8-10, 38, 68

DAYTON (79)—Young 9-15, 5-10, 11, 23; Grant 4-9, 1-2, 7, 9; Colbert 5-13, 3-4, 9, 13; Goodwin 7-14, 2-2, 4, 16; Knight 1-5, 0-1, 2, 2; Christie 8-12, 0-0, 2, 16; Smith 0-2, 0-0, 0, 0; Zern 0-0, 0-0, 0, 0; Crotty 0-1, 0-0, 0, 0; TEAM 34-71, 11-19, 37, 79

ASSIST LEADERS: Hughes 8 (M), Knight 9 (D)

HALFTIME: Dayton 42 Miami 35; FG%- Miami .492, Dayton .479

February 12, 1986 at Miami, FL

MARYLAND-EASTERN SHORE (55)—Robinson 1-2, 2-2, 7, 4; Dennis 2-5, 0-0, 3, 4; Stokes 0-2, 0-0, 1, 0; Boney 7-14, 2-2, 5, 16; Boney 7-14, 2-2, 5, 16; Biye 3-14, 6-6, 8, 12; Showell 1-4, 0-0, 2, 2; White 2-6, 0-0, 5, 4; Bateman 5-8, 1-2, 2, 11; Dyson 0-1, 0-0, 3, 0; Graham 1-4, 0-0, 2, 2; Harris 0-0, 0-0, 0, 0; TEAM 22-60, 11-12, 40, 55

MIAMI (77)—Brown 5-11, 5-10, 7, 15; Burns 8-16, 1-3, 3, 17; Richardson 8-12, 5-7, 5, 21; Hughes 5-7, 1-1, 5, 11; Presto 0-6, 0-0, 2, 0; Warren 0-3, 0-0, 2, 0; Harvey 2-4, 3-6, 4, 7; Roberson 1-2, 2-2, 0, 4; Schneckenberg 0-0, 0-1, 1, 0; Noblet 0-1, 0-0, 0, 0; Glenn 1-2, 0-0, 1, 2; Selby 0-0, 0-0, 1, 0; Champuillion 0-0, 0-0, 0, 0; TEAM 30-64, 17-30, 38, 77

ASSIST LEADERS: Boney, Biye 3 (UMES), Presto 4 (M)

HALFTIME: Miami 35 Maryland-Eastern Shore 32; FG%- Maryland-Eastern Shore .366, Miami .468

February 15, 1986 at Miami, FL

NEW ORLEANS (85)—Grandison 9-14, 0-2, 13, 18; Jones 3-7, 1-2, 3, 7; Smith 2-4, 0-0, 2, 4; Porter 3-7, 2-3, 2, 8; Corchiani 5-6, 1-2, 3, 11; Bellock 5-11, 0-2, 6, 10; Hodo 0-2, 0-0, 0, 0; Goodwin 5-9, 9-9, 1, 19; Irving 0-0, 2-2, 0, 2; Cojoe 2-3, 2-4, 4, 6; TEAM 34-63, 17-26, 36, 85

MIAMI (75)—Brown 5-8, 4-6, 5, 14; Burns 6-11, 1-3, 3, 13; Richardson 4-12, 4-6, 4, 12; Hughes 6-8, 8-8, 2, 20; Presto 3-5, 6-7, 3, 12; Harvey 1-3, 0-0, 3, 2; Warren 0-1, 0-0, 1, 2; Schneckenberg 0-1, 2-3, 0, 2; TEAM 25-49, 25-33, 26, 75

ASSIST LEADERS: Grandison 4 (UNO), Brown, Burns, Harvey, Presto 2 (M)

HALFTIME: Miami 46 New Orleans 38; FG%- New Orleans .539, Miami .510

February 19, 1986 at Durham, NC

MIAMI (82)—Burns 14-23, 1-2, 8, 29; Brown 4-9, 8-13, 11, 16; Richardson 4-8, 0-0, 3, 8; Presto 6-11, 0-0, 4, 12; Hughes 3-5, 1-1, 2, 7; Harvey 4-6, 1-2, 3, 9; Warren 0-2, 1-2, 1, 1; Schneckenberg 0-0, 0-0, 0, 0; Roberson 0-0, 0-0, 0, 0; Noblet 0-0, 0-0, 0, 0; TEAM 35-64, 12-20, 34, 82

DUKE (104)—Henderson 6-7, 4-6, 2, 16; Alarie 8-15, 2-2, 3, 18; Bilas 4-6, 4-9, 6, 12; Amaker 4-5, 0-0, 2, 8; Dawkins 8-17, 0-0, 3, 16; Ferry 2-7, 0-0, 9, 4; King 4-6, 0-0, 4, 8; Strickland 2-8, 2-2, 1, 6; Williams 2-6, 0-0, 1, 4; Snyder 5-5, 0-0, 1, 10; Nessley 1-2, 0-0, 1, 2; Smith 0-1, 0-0, 1, 0; TEAM 46-85, 12-19, 35, 104

ASSIST LEADERS: Presto 4 (M), Amaker 14 (D)

HALFTIME: Duke 45 Miami 35, FG%- Miami .547, Duke .565

February 22, 1986 at Miami, FL

NOTRE DAME (126)—Barlow 12-17, 4-4, 8, 28; Royal 6-7, 5-6, 7, 17; Kempton 2-2, 0-0, 8, 4; Rivers 8-13, 3-4, 1, 19; Stevenson 4-6, 1-3, 3, 9; Price 3-7, 1-2, 4, 7; Dolan 2-3, 0-0, 0, 4; Hicks 5-7, 0-0, 4, 10; Connor 5-8, 2-2, 4, 12; Vole 3-4, 2-5, 6, 8; Beeuwsaert 2-5, 0-0, 7, 4; Peters 1-4, 0-2, 0, 2; Smith 1-2, 0-0, 0, 2; TEAM 54-85, 18-28, 55, 126

MIAMI (73)—Brown 3-11, 6-7, 4, 12; Burns 10-20, 2-4, 5, 22; Richardson 4-13, 0-1, 1, 8; Hughes 2-5, 4-6, 3, 8; Presto 2-5, 0-0, 3, 4; Harvey 4-7, 1-3, 2, 9; Warren 1-3, 0-1, 3, 2; Schneckenberg 1-3, 3-3, 0, 5; Roberson 1-1, 0-2, 1, 2; Noblet 0-0, 0-0, 0, 0; Champouillion 0-1, 1-2, 2, 1; TEAM 28-69, 17-29, 30, 73

ASSIST LEADERS: Notre Dame 66 Miami 40; FG%- Notre Dame .643, Miami .405

February 26, 1986 at Miami, FL

AMERICAN (64)—West 2-7, 4-8, 5, 8; White 4-9, 0-0, 8, 8; Harrison 5-10, 3-3, 7, 13; Sampson 1-7, 0-0, 2, 2; Ross 11-24, 1-2, 5, 23; Witting 1-2, 2-2, 0, 4; Scherer 1-1, 0-0, 1, 2; Stone 2-2, 0-0, 0, 4; Hopkins 0-0, 0-0, 0, 0; Stewart 0-0, 0-0, 0, 0; Morrissey 0-0, 0-0, 1, 0; Rye 0-0, 0-0, 1, 0; TEAM 27-62, 10-15, 35, 64

MIAMI (73)—Brown 7-17, 4-5, 9, 18; Burns 6-17, 0-0, 5, 12; Richardson 5-10, 0-0, 5, 10; Hughes 5-7, 1-2, 5, 11; Presto 7-12, 2-2, 1, 16; Harvey 1-2, 2-3, 10, 4; Schneckenberg 0-0, 1-4, 1, 1; Warren 0-0, 1-2, 3, 1; Noblet 0-0, 0-1, 0, 0; Roberson 0-0, 0-0, 0, 0; TEAM 31-65, 11-19, 40, 73

ASSIST LEADERS: Ross 4 (A), Burns, Hughes 6 (M)

HALFTIME: American 36 Miami 35, FG%- American .435, Miami .467

March 3, 1986 at Miami, FL

HARTFORD (62)—McCrory 0-1, 0-0, 0, 0; Powell 1-9, 0-0, 6, 2; Mitchell 5-8, 2-2, 9, 12; Garcia 7-14, 2-2, 1, 16; Hurlbert 6-14, 1-2, 3, 13; Moye 7-11, 0-1, 3, 14; Johnson 1-3, 3-4, 7, 5; Gilmore 0-1, 0-0, 0, 0; TEAM 27-61, 8-11, 31, 62

MIAMI (66)—Harvey 5-9, 3-4, 6, 13; Burns 3-6, 3-6, 1, 9; Richardson 6-12, 2-4, 5, 14; Hughes 4-7, 0-2, 6, 8; Presto 3-6, 5-6, 4, 11; Brown 5-10, 1-1, 7, 11; Warren 0-0, 0-0, 0, 0; TEAM 26-50, 14-23, 35, 66

ASSIST LEADERS: Hurlbert 9 (A), Hughes 6 (M)

HALFTIME: Miami 34 Hartford 30, FG%- Hartford .443, Miami .520


March 5, 1986 at Milwaukee, WI

MIAMI (62)—Brown 7-15, 2-2, 10, 16; Burns 3-10, 1-2, 3, 7; Richardson 7-13, 0-0, 5, 14; Hughes 2-4, 0-1, 3, 4; Presto 2-9, 0-0, 3, 4; Harvey 4-9, 1-1, 7, 9; Schneckenberg 0-1, 0-0, 1, 0; Warren 1-2, 0-0, 1, 2; Glenn 2-5, 0-0, 2, 4; Roberson 1-3, 0-0, 1, 2; Noblet 0-1, 0-0, 2, 0; TEAM 29-72, 4-6, 44, 62

MARQUETTE (84)—Boone 5-10, 4-4, 10, 14; Trotter 5-9, 0-0, 3, 10; Downing 3-7, 0-0, 5, 6; Johnson 4-10, 0-0, 2, 8; Moore 7-10, 0-0, 2, 14; Copa 5-7, 0-0, 6, 10; Harrison 0-6, 0-0, 2, 0; Sims 3-7, 0-0, 2, 6; Reeder 3-5, 2-4, 5, 8; Davis 3-5, 0-2, 3, 6; Rice 1-4, 0-0, 1, 2; Ekmark 0-0, 0-0, 0, 0; TEAM 39-80, 6-10, 43, 84

ASSIST LEADERS: Burns 4 (M), Johnson 14 (MAR)

HALFTIME: Marquette 45 Miami 22; FG%- Miami .403, Marquette .488



Sophomore guard Kevin Presto is one of two Miami players who started all 28 games in 1985-86.

HURRICANE HEADQUARTERS ON THE ROAD

NORTH CAROLINA

Governors Inn
P.O. Box 12168
Highway 54 and Interstate 40
@ Davis Drive
Research Triangle Park, NC 27709
(919) 549-8631

PUERTO RICO TOURNAMENT

El San Juan Hotel
Avenida Isla Verde
P.O. Box 2872
San Juan, Puerto Rico
00902
(809) 791-1000

KANSAS

Holiday Inn
200 McDonald Road
West Lawrence, KS
66044
(913) 841-7077

NEW MEXICO

Marriott
2101 Louisiana Boulevard N.E.
Albuquerque, NM
87110
(505) 881-6800

SAN DIEGO STATE

Hilton on the Bay
1775 E Mission Bay Drive
San Diego, CA
92109
(619) 276-4010

NAVY

Mariott Inner Harbor
Pratt and Eutan Streets
Baltimore, MD
21201
(301) 962-0202

FAIRLEIGH DICKINSON

Hilton Hotel
2 Harmon Plaza
Secaucus, NJ
07094
(201) 348-6900

FLORIDA


Gainesville Hilton
2900 S.W. 13th Street
Gainesville, FL
32608
(904) 377-4000

FLORIDA STATE

Holiday Inn @ Interstate 10
N.W. Interstate 10 and U.S. 27
North Monroe Street
Tallahassee, FL
32303
(904) 562-2000

NOTRE DAME

Morris Inn
P.O. Box 512
Notre Dame, IN
46556
(219) 234-0141



UNIVERSITY OF MIAMI BASKETBALL THROUGH THE YEARS – 1926-1986

Hurricane basketball is back. In a big way.


The resurrection of the men's basketball program at the University of Miami has signalled the start of a new and exciting era in the storied history of intercollegiate athletics at the UM. The slick new edition of Miami men's basketball will develop through its infancy under the watchful eyes of nation-wide television audiences, and extensive print, radio and television coverage will assist in creating instant exposure for this young group of pioneers who dare to tackle and create history.

The road back was not an easy one for those who have thirsted for basketball in this continually prospering section of the country. Moreover, the previous path traveled by Miami basketball players, coaches and fans was dotted by flashes of brilliance, color and sometimes disappointment.

Here is a capsule summary of the sixty years of Miami basketball that have intermittently played a part in the history of the athletic program at the University and its neighboring community.


When it all began again, on November 22, 1985, the green Hurricanes were shooting to improve on an all-time record of 456 wins and 297 losses for a .606 winning percentage. And that was an impressive ledger to improve upon.

- The Hurricanes fielded a freshman team in **1926-27**, finishing 7-1 under head coach **Art Webb**.
- In **1927-28**, the first official varsity basketball team at the University of Miami posted an 8-4 mark, knocking off **Rollins 52-15** in the opener.
- Miami records list no official results from 1932 through 1938. During that period of time, representatives from the school played local AAU and church sponsored teams under coach **Tom McCann**.
- The Hurricanes returned to intercollegiate competition in the **1938-39** season, posting a 4-6 record under head coach **Hart Morris**.
- Like many other institutions across the nation, Miami dropped intercollegiate basketball during the war years of 1942 through 1945.



Bruce Hale (center) was hired in 1954.

- In **1954**, the University named **Bruce Hale** as its head basketball coach. The retired Air Force captain and former professional basketball star held the UM head coaching post for 13 seasons, leading the Hurricane program through its glory years of intercollegiate basketball. Before the end of Hale's tenure in 1967, the Hurricanes won 220 games and lost 112 for a .663 winning percentage. Hale's first Miami team turned in a 9-11 record, but there were no other losing campaigns in the next 12 years. The streak of non-losing seasons extended into the 1968-69 season--marking 14 consecutive seasons of .500 basketball or better for the UM.
- Hale's **1959-60** club was the only UM men's basketball team to ever advance to the **NCAA Tournament**. That 1959-60 edition ran its record to 23-3 before bowing to Western Kentucky, 107-84, in the first round of the tournament.
- During that historic 1959-60 NCAA Tournament year, junior guard **Dick Hickox** became the first UM basketball player to earn All-America recognition. Hickox averaged 22.1 points per game during that season en route to becoming a member of the AP and UPI All-America teams.



Dick Hickox, UM's first All American.


- The Dick Hickox led Hurricanes of **1960-61** returned to post season play--falling in the first round of the NIT to **St. Louis, 58-56**. The 1960-61 squad compiled a 20-7 record.
- In **1962-63**, Miami advanced to the second round of the NIT before falling to **Providence 106-96**. An opening round NIT victory over St. Francis (71-70) marked the only Miami victory ever in post season play.
- From 1962 through 1965, Miami recorded three consecutive twenty-game winning seasons, rolling up a composite record of 65-16. The star of these Hurricane glory teams was a brilliant scorer named **Rick Barry**.
- In **1964-65**, **Barry** became the Hurricanes' only **consensus All-America** selection. The 6-7, 200 pound native of Rosselle Park, New Jersey led the nation in scoring with a 37.4 average in his senior season. He later went on to become the only player in basketball history to win single season scoring titles in the NCAA, the ABA, and the NBA.

- **The 1964-65 Miami squad**, led by Barry's scoring brilliance, established a new **NCAA offense record** by averaging **98.4 points per game**. The 'Canes, however, were not allowed to participate in the NCAA Tournament that year--after posting a 22-4 record--because of recruiting violations.

- Bruce Hale resigned as head coach after the 1966-67 season, and UM assistant **Ron Godfrey** assumed the head coaching responsibilities.

- **Don Curnutt** closed out his Miami basketball career in 1970 as the Hurricanes' third and last player to receive All America recognition.

- **February 27, 1971--The last victory by a University of Miami men's basketball team** came in the second to last game of the season, a 100-94 triumph over Florida State at home in the Dinner Key Auditorium. The 'Canes shot a season high 62.5% from the floor as all five Miami starters scored in double figures.



Rick Barry averaged 37.4 points per game as a senior.

MIAMI (100)						FLORIDA ST. (94)					
	FG	FT	R	PF	TP		FG	FT	R	PF	TP
O'Riordan, Kevin	12-7	6-6	12	5	20	King, Ron	18-7	3-2	8	3	16
Hubbard, Lee	7-5	4-2	7	3	12	Garrett, Rolland	11-6	4-2	4	3	14
Allen, Willie	15-10	4-1	11	5	21	Royals, Reggie	17-7	5-4	9	5	18
Strong, Donald	13-6	8-6	3	2	18	Elizy, Vernell	16-10	3-3	4	2	23
Spagnolo, Bob	13-9	5-2	0	0	20	Petty, Otto	5-4	2-2	3	3	10
Klein, Richard	3-3	6-3	1	0	9	Samuel, Greg	2-1	2-1	1	0	3
Law, Rick	1-0	0-0	1	0	0	Harris, Ron	10-4	2-2	3	1	10
64-40 33-20 35 15 100						79-39 21-16 32 17 94					

FSU	41	53	94	Officials:	Copeland, Lambert
MIAMI	43	57	100	Attendance:	1837

- **March 1, 1971--**after posting a four year record of 47-56 at Miami, Ron Godfrey resigned his post as head basketball coach, effective following Miami's final game of the season against nationally ranked Jacksonville.
- **March 2, 1971--The last basketball game played by a University of Miami men's team** took place at the Dinner Key Auditorium where one of the largest UM home crowds in recent years turned out to see the Hurricanes host nationally-ranked Jacksonville. The Dolphins downed Miami by a 94-75 count.

MIAMI (75)						JACKSONVILLE (94)					
	FG	FT	R	PF	TP		FG	FT	R	PF	TP
O'Riordan, Kevin	15-5	1-1	9	3	11	Fleming, Ernie	17-9	6-2	13	2	20
Hubbard, Lee	17-5	1-1	7	2	11	Burrows, Pembroke	15-7	5-3	16	3	17
Allen, Willie	21-5	10-7	16	3	17	Gilmore, Artis	20-9	5-3	16	3	21
Strong, Donald	11-8	6-2	6	4	18	Fox, Harold	23-13	3-0	4	1	26
Spagnolo, Bob	13-5	0-0	2	1	10	Dublin, Chip	5-2	0-0	3	2	4
Snell, Willie	1-1	0-0	3	2	2	Baldwin, Rusty	1-0	3-2	1	3	2
Law, Rick	2-1	1-0	3	3	2	Kruer, Wayne	1-0	0-0	5	1	0
Klein, Richard	8-0	2-2	4	1	2	Blevins, Mike	4-2	0-0	1	1	4
Kisker, David	4-1	0-0	1	1	2	Carter, Phil	0-0	2-0	0	0	0
92-31 21-13 51 20 75						86-42 24-10 59 16 94					

JACKSONVILLE	48	46	94	Officials:	Pace, Canzoneri
MIAMI	43	32	75	Attendance:	4262

- **April 22, 1971--**The University of Miami Board of Trustees voted to drop the sport "temporarily until such time as a permanent fieldhouse can be constructed on the main campus." Sagging attendance figures and serious financial losses were also believed to contribute to the discontinuation of men's basketball at the University of Miami.
 - **July 15, 1983--Sam Jankovich** was named athletic director at the University of Miami. Coming to the UM after a successful stint as the athletic director at Washington State, Jankovich immediately announced that the resurrection of men's basketball at Miami would be his primary priority in the early months of his tenure, enabling the UM to have "one of the nation's most complete and visible overall programs in the country."
 - **October 12, 1983--**The University of Miami Board of Trustees unanimously voted to reinstate men's basketball at the University of Miami. The Board made the decision after reviewing a report submitted by newly hired Athletic Director Sam Jankovich which stated that men's basketball can be a revenue-producing venture. Moreover, nearly \$500,000 had already been raised in support of bringing intercollegiate basketball back to the University. It was also announced that the Hurricanes would be ready to compete on the **Division I level in the 1985-86 season**, and the downtown **James L. Knight Center** would serve as the home court for the reborn program.
- "This is an exciting day for the University and for the athletic program," **UM President Edward T. Foote, II** said at a press conference. "And we're keeping in mind the priorities of academics first and athletics second . . . we are pleased that the changes in the economics of intercollegiate basketball allow the University to resurrect one of the country's most popular sports . . . and the rise in television income during recent years makes basketball a money-maker at universities like ours. We look forward to welcoming these Hurricanes home again."

- **March 21, 1984**--**Bill Foster**, a 47-year-old native of Hemingway, South Carolina was named the seventh men's basketball coach at the University of Miami. Foster came to Miami after 19 years as a head coach at three different institutions, Shorter College, North Carolina-Charlotte, and Clemson. Foster also announced on this day that **Clint Bryant**, a long time assistant at Clemson, would also join the Miami staff in a similar capacity.



Sam Jankovich and Bill Foster, March 21, 1984.


- **April 9, 1984**--Foster announced the hiring of a second assistant coach, **Seth Greenberg**, who was serving as an assistant coach to Terry Holland at the University of Virginia.
- **April 16, 1984**--**Tim Harvey**, a 6-10, 240-pound center, became the first basketball player to commit to the University of Miami in over 14 years. The Plainfield, New Jersey native announced that he would transfer to Miami after spending two seasons in the Georgia Tech program.
- **July 1, 1984**--A third assistant coach was hired to complete the basketball staff as Miami native **Cesar Odio** returned home after serving as an assistant coach at his alma mater, Florida Southern College.
- **October 11, 1984**--Nearly one full year after the announcement that basketball would return to the University, Athletic Director Sam Jankovich announced that a million dollar-plus practice facility would be constructed on the Coral Gables campus. The new all purpose structure--located between the Hecht Athletic Center and the Greentree Practice Fields--would be totally funded through a gift from the **James L. Knight Charitable Trust**.
The first phase of the 1985-86 basketball schedule was also announced on this day, and the line-up included such perennial powers as North Carolina, Georgia, Notre Dame, Marquette, and Dayton.
- **October 15, 1984**--The first men's basketball practice session in over twelve years was held on the patio in the center of campus. More than 200 members of the student body participated as Foster and his assistants searched for prospects under the warm sunshine.
- **April 24, 1985**--Foster announced that the UM's 1985-86 basketball roster will include nine freshmen, one sophomore, and one junior as the spring signing period ends for NCAA basketball.

- **August 16, 1985**--Athletic Director Sam Jankovich announced that the 1985-86 basketball schedule had been completed and that network television coverage of the Hurricane program would include two games to be broadcast by **CBS (Arizona)** and **ESPN (Notre Dame)**.

Jankovich also announced the completion of a local television schedule (**WBFS-Channel 33**) that would bring all nine UM road games back to Miami by way of live local broadcasts. Channel 33 would also carry selected home games in the Knight Center.

WIOD Radio, the radio voice of UM football and baseball would also carry all Hurricane basketball games during the 1985-86 season.

- **October 15, 1985**--Basketball practice officially begins at the University of Miami in the Knight Sports Complex.
- **November 12, 1985**--**The Knight Sports Complex** was dedicated at a gala banquet that was held on the basketball courts of the new structure. **CBS basketball analyst Billy Packer** served as the evening's guest speaker for an event which welcomed over 500 guests to the on-campus home of Hurricane basketball. The facility now serves as the practice home to the men's and women's basketball programs while also housing the men's basketball coaching staff offices. In addition, the Knight Sports Complex enabled the athletic program to more than double the size of the existing strength room, while also providing meeting rooms and lecture rooms for all of Miami's student athletes. The structure is located between the Hecht Athletic Center and the Greentree Practice Field and Track.



James L. Knight (right) addressed the crowd of more than 500 who attended the dedication ceremony of the Knight Sports Complex as James McLamore (Chairman, UM Board of Trustees) looked on.

- **November 22, 1985**--The brand new era of Hurricane basketball was ushered in by a young UM squad which defeated **The Citadel 85-77** in front of a sell-out crowd of 4,984 at the Knight Center. **Dennis Burns (24 points)**, **Kevin Presto (22)** and **Eric Brown (21)** combined to lead the Miami offense, while **Bryan Hughes** enjoyed the distinction of scoring Miami's first point in 14 years (a free throw with 18:34 remaining in the first half).

MIAMI (85)	FG	FT	R	PF	TP
Brown, Eric	17-8	6-5	11	4	21
Burns, Dennis	22-12	0-0	4	0	24
Harvey, Tim	6-5	4-3	5	4	13
Hughes, Bryan	5-1	3-1	5	2	3
Presto, Kevin	10-8	8-6	4	3	22
Richardson, Mark	3-0	0-0	5	4	0
Roberson, Terrell	2-1	0-0	2	0	2
Hare, Terance	0-0	0-0	0	1	0
Noblet, Mike	0-0	0-0	1	1	0

65-35 21-15 37 19 85

CITADEL (77)	FG	FT	R	PF	TP
Burgess, Craig	10-4	8-8	5	3	16
Hill, Kent	8-3	6-4	5	3	10
Hartwell, John	12-8	6-3	11	3	19
Bardo, Craig	23-9	0-0	5	4	18
Tharpe, Jimmy	11-3	5-4	1	4	10
Conroy, Ed	5-1	0-0	2	3	2
Brodway, Bill	3-0	0-0	1	0	0
Hargette, John	2-1	0-0	6	0	2
Roulston, Bill	1-0	0-0	2	0	0
Campbell, Shelton	0-0	0-0	0	0	0
Stevens, James	0-0	0-0	0	0	0
Sawyer, Richey	0-0	0-0	0	0	0
Bryant, Leon	0-0	0-0	0	0	0


75-29 25-19 38 20 77

CITADEL
MIAMI


37 40 77
41 44 85

Officials:
Attendance:

Tanner, Pent, Long
4984



Forward Dennis Burns thrilled Miami fans on opening night with six dunks.



Miami's most heralded basketball player Rick Barry addressed the Knight Center sell-out crowd of 4,984.

- **November 30, 1985** – Miami stuns 1985 NCAA Tourney participant Georgia with a thrilling 81-78 victory to capture the first **AMI Classic Championship** at the James L. Knight Center.
- **March 5, 1986** – An 84-62 loss to Marquette in Milwaukee closed the Hurricanes' first season since 1970-71. Miami finished the year with a **14-14 record**, giving Bill Foster his 19th non-losing record in 20 years as a collegiate head coach.

TEAM RECORDS-SEASON

Most victories, 23 in 1960 & 1963
Most defeats, 19 in 1971
Most points, 2575 in 1964
Highest avg. per game, 98.4 in 1965
Most points, opp., 2521 in 1970
Highest avg., opp., 96.9 in 1970
Longest winning streak, 13 in 1947
Longest losing streak, 10 in 1971
Most rebounds, 1559 in 1963
Most rebounds, opp., 1398 in 1960
Most field goals, 991 in 1964
Most field goals, opp., 992 in 1970
Most free throws made, 663 in 1960
Most free throws made, opp., 597 in 1956

TEAM RECORDS-SINGLE GAME

Most points, 148 vs. Rollins in 1965

Other top scoring games:

144 vs. Rollins in 1963
 141 vs. Tampa in 1965
 136 vs. Tampa in 1965
 134 vs. Tampa in 1964
 128 vs. Rollins in 1965
 127 vs. Jacksonville in 1965
 127 vs. Rollins in 1964
 124 vs. Florida Southern in 1965
 121 vs. LaSalle in 1964
 121 vs. Florida Southern in 1960
 120 vs. Rollins in 1963
 120 vs. Florida Southern in 1964
 120 vs. Tampa in 1966
 118 vs. Florida A&M in 1970
 117 vs. Jacksonville in 1964 & 1966
 116 vs. Florida Southern in 1963
 115 vs. Oklahoma City in 1965
 115 vs. Loyola of the South in 1965
 113 vs. Oklahoma City in 1962
 113 vs. Tampa in 1959 & 1960

Most points in loss, 113 vs. Oklahoma City in 1962

Largest margin of victory, 69 vs. Rollins in 1963 & 1965

Largest aggregate score, 255, Miami 136, Tampa 119 in 1965

Most games over 100 points, 10 in 1965

Most points, opp., U.C.L.A., 127 in 1970

Most personal fouls, 36 vs. Tampa in 1962

Most personal fouls, both teams, 73 vs. Tampa in 1965

Fewest personal fouls, 5 vs. Rollins in 1962

Fewest personal fouls, both teams, 13 vs. Rollins in 1962

Most field goals, 60 vs. Rollins in 1965

Highest percentage of field goals made, 65.6 (40 of 61) vs. Dartmouth in 1967

Most free throws attempted, 61 vs. Kentucky Wesleyan in 1957

Most free throws made, 46 vs. Tampa in 1956

Highest percentage of free throws made, 100% (18 of 18) vs. Maryland in 1965; also 96.9% (32 of 33) vs. Creighton in 1964

INDIVIDUAL RECORDS-SINGLE GAME

SCORING

Rick Barry vs. Rollins, 1965	59
Rick Barry vs. Tampa, 1965	55
Rick Barry vs. Fla. Southern, 1965	54
Rick Barry vs. Jacksonville, 1964	52
Rick Barry vs. Tampa, 1965	51
Rick Barry vs. Oklahoma City, 1965	51
Rick Barry vs. Houston, 1965	50
Rick Barry vs. Rollins, 1964	50
Mike McCoy vs. Rollins, 1963	48
Sy Chadroff vs. Rollins, 1952	47

FIELD GOALS

Rick Barry vs. Houston, 1965	21
Rick Barry vs. Rollins, 1965	20
Rick Barry vs. Rollins, 1965	20
Mike McCoy vs. Rollins, 1963	20
Rick Barry vs. Rollins, 1964	19
Rick Barry vs. Jacksonville, 1964	19
Rick Barry vs. Oklahoma City, 1965	19
Mike Wittman vs. Okla. City, 1967	19
Rick Barry vs. Yale, 1965	18
Wayne Beckner vs. Tampa, 1965	18
Sy Chadroff vs. Rollins, 1952	18
John Dampier vs. Army, 1964	18

FREE THROWS

Ron Godfrey vs. Oklahoma City, 1960	22
Rick Barry vs. Fla. Southern, 1965	22
Rick Barry vs. Rollins, 1965	19
Rick Barry vs. St. Joseph, 1964	19
Joe Munley vs. Ky. Wesleyan, 1957	17
Rick Barry vs. San Francisco, 1964	17
Rick Barry vs. St. Mary's, 1965	17
Rick Barry vs. Tampa, 1965	17
Dick Hickox vs. Stetson, 1959	16
Harry Manushaw vs. Loyola, 1959	15
Dick Miani vs. Tulane, 1956	15
Rick Barry vs. Louisville, 1963	15
Dick Hickox vs. Ky. Wesleyan, 1960	15
Rick Barry vs. Tampa, 1965	15
Rick Barry vs. Jacksonville, 1965	15

REBOUNDS

Rick Barry vs. Okla. City, 1965	29
Wayne Canaday vs. Bucknell, 1969	28
Rick Barry vs. Rollins, 1965	27
Harry Manushaw vs. FSU, 1959	27
Harry Manushaw vs. Morehead St., 1959	26
Rick Barry vs. Cornell, 1963	25
Rusty Parker vs. FSU, 1968	25
Rick Barry vs. Houston, 1965	24
Rick Barry vs. Tampa, 1965	24
Harry Manushaw vs. Toronto, 1959	24
Wayne Beckner vs. Rollins, 1963	24

INDIVIDUAL RECORDS- SEASON

SCORING

Player	Year	Games	Pts.
Rick Barry	1965	26	973
Rick Barry	1964	27	870
Don Curnutt	1970	25	709
Don Curnutt	1969	24	662
Don Curnutt	1968	28	635
Dick Hickox	1960	27	596
Mike Wittman	1967	26	585
Mike Wittman	1966	26	567
Rusty Parker	1968	28	558
Mike McCoy	1963	28	554
John Dampier	1964	27	521

FREE THROW PERCENTAGE

Player	Year	Att.	Pct.
Rick Jones	1966	153	.876
Don Curnutt	1970	166	.861
Rick Barry	1965	341	.859
Rick Barry	1964	287	.843
Dick Miani	1956	166	.837
Rick Barry	1963	158	.829
Wayne Beckner	1965	128	.828
Don Curnutt	1968	120	.825
Jack Spisak	1963	109	.816
Don Curnutt	1969	170	.812

FIELD GOALS MADE

Player	Year	Games	FG
Rick Barry	1965	26	340
Rick Barry	1964	27	314
Don Curnutt	1970	25	283
Don Curnutt	1968	28	268
Don Curnutt	1969	24	262
Mike McCoy	1963	28	237
Dick Hickox	1960	27	219
Mike Wittman	1967	26	219
Rusty Parker	1968	28	214
John Dampier	1964	27	211

FIELD GOAL PERCENTAGE (175 att. or more)

Player	Year	Att.	Pct.
Rusty Parker	1966	254	.551
Rick Barry	1964	572	.549
Rusty Parker	1968	406	.527
Rick Barry	1965	651	.522
Bill Soens	1967	352	.506
Jerry Stevenson	1968	346	.503
Eric Brown	1986	346	.503
Carl Stavreti	1963	304	.500
Mark Richardson	1986	246	.500
Mike Hutslar	1969	215	.498
Bruce Applegate	1961	261	.487

FREE THROWS ATTEMPTED

Player	Year	Games	Att.
Rick Barry	1965	26	341
Rick Barry	1964	27	287
Willie Allen	1971	25	227
Ron Godfrey	1960	27	207
Mike Wittman	1966	26	206
Dick Hickox	1960	27	198
Willie Allen	1970	26	188
Howard Keene	1953	21	187
Gene Stage	1957	26	186

SCORING AVERAGE

Player	Year	Games	Avg.
Rick Barry	1965	26	37.4
Rick Barry	1964	27	32.1
Don Curnutt	1970	25	28.4
Don Curnutt	1969	24	27.6
Don Curnutt	1968	28	22.7
Mike Wittman	1967	26	22.3
Dick Hickox	1960	27	21.8
Sy Chadroff	1952	22	20.9

20 POINT GAMES

Player	Year	Games
Rick Barry	1964	24
Rick Barry	1965	24
Don Curnutt	1969	21
Don Curnutt	1970	21
Don Curnutt	1968	19
Dick Hickox	1960	17
Mike Wittman	1967	17
Mike McCoy	1962	14
Dick Miani	1956	13
Gene Stage	1957	13
Rick Barry	1963	13
Bill Soens	1967	13
Rusty Parker	1968	13

FREE THROWS MADE

Player	Year	Games	Made
Rick Barry	1965	26	293
Rick Barry	1964	27	242
Ron Godfrey	1960	27	159
Dick Hickox	1960	27	158
Mike Wittman	1966	26	151
Mike Wittman	1967	26	147
Gene Stage	1957	26	145
Don Curnutt	1970	25	143
Dick Miani	1956	26	139
Don Curnutt	1969	24	138

30 POINT GAMES

Player	Year	Games
Rick Barry	1964	19
Rick Barry	1965	18
Don Curnutt	1969	11
Don Curnutt	1970	10
Rusty Parker	1968	5
Dick Hickox	1960	4
John Dampier	1964	4
Mike Wittman	1967	4
Don Curnutt	1968	4
Sy Chadroff	1952	3
Mike Wittman	1966	3

FIELD GOALS

Rick Barry (63, 64, 65)	816
Don Curnutt (68, 69, 70)	813
Dick Hickox (59, 60, 61)	560
Don Curnutt (68, 69)	530
Mike McCoy (61, 62, 63)	524
Ron Godfrey (59, 60, 61)	518
Mike Wittman (65, 66, 67)	492
Willie Allen (69, 70, 71)	482
Rusty Parker (66, 67, 68)	472
Bob Campbell (46, 47, 48, 49)	471
Gene Stage (56, 57, 58)	450

REBOUNDS

Player	Year	Games	Tot.
Rick Barry	1965	26	475
Rick Barry	1964	27	448
Harry Manushaw	1959	25	372
Rick Barry	1963	24	351
Mike McCoy	1963	28	350
Mike McCoy	1962	26	336
Bill Soens	1967	26	330
Wayne Canaday	1970	26	327
Edwin Morris	1956	26	322
Harry Manushaw	1960	27	321
Willie Allen	1970	26	320

FREE THROWS

Rick Barry (63, 64, 65)	666
Dick Hickox (59, 60, 61)	409
Don Curnutt (68, 69, 70)	380
Ron Godfrey (59, 60, 61)	348
Mike Wittman (65, 66, 67)	335
Willie Allen (69, 70, 71)	316
Edwin Morris (56, 57, 58)	308
Gene Stage (56, 57, 58)	292
Rick Jones (65, 66, 67)	281
Julie Cohen (60, 61, 62)	266

CAREER RECORDS

SCORING

Player	Years	Fg.	Ft.	Pts.
Rick Barry	(63, 64, 65)	816	666	2289
Don Curnutt	(68, 69, 70)	813	380	2006
Dick Hickox	(59, 60, 61)	560	409	1529
Ron Godfrey	(59, 60, 61)	518	348	1384
Mike Wittman	(65, 66, 67)	492	335	1319
Willie Allen	(69, 70, 71)	482	329	1293
Mike McCoy	(61, 62, 63)	524	183	1231
Gene Stage	(56, 57, 58)	450	292	1192
Rusty Parker	(66, 67, 68)	472	246	1190
Whitey Campbell	(47, 48, 49, 50)	471	134	1076
Julie Cohen	(60, 61, 62)	388	266	1042
Dick Miani	(53, 54, 55, 56)	392	258	1042
Rick Jones	(65, 66, 67)	374	281	1029
Edwin Morris	(56, 57, 58)	361	308	990
Marty Burdette	(56, 57, 58)	365	260	990
Sy Chadroff	(50, 51, 52)	382	203	967
Wayne Beckner	(63, 64, 65)	386	188	960
Junior Gee	(65, 66, 67)	378	190	946
Mackey	(49, 50, 51)	392	145	929
MacDonald	(67, 68)	335	190	860
William Soens	(51, 52, 53)	301	249	851
Howard Keene	(59, 60, 61)	346	158	850
Bruce Applegate	(47, 48, 49, 50)	322	174	818
Abe Friedman	(69, 70)	328	136	792
Wayne Canaday	(59, 60, 61)	265	222	752

REBOUNDS


Rick Barry (63, 64, 65)	1274
Willie Allen (69, 70, 71)	916
Harry Manushaw (59, 60, 61)	914
Mike McCoy (61, 62, 63)	857
Edwin Morris (56, 57, 58)	787
Ron Godfrey (59, 60, 61)	767
Mike Wittman (65, 66, 67)	695
Rusty Parker (66, 67, 68)	675
Howard Keene (51, 52, 53)	660
Wayne Canaday (69, 70)	646

20 POINT GAMES


Rick Barry (63, 64, 65)	61
Don Curnutt (68, 69, 70)	61
Dick Hickox (59, 60, 61)	41
Mike Wittman (65, 66, 67)	33
Ron Godfrey (59, 60, 61)	28
Willie Allen (69, 70, 71)	28
Mike McCoy (61, 62, 63)	27
Gene Stage (56, 57, 58)	22
Bill Soens (67, 68)	20
Rusty Parker (66, 67, 68)	20

LEADING SCORER YEAR BY YEAR


YEAR	PLAYER	FG	FT	TOTAL POINTS
1927-28	No record available			
1929	Rodger Ashman	49	18	116
1930-32	No record available			
1933-1938	No team			
1939	No record available			
1940	John Tobin	86	24	196
1941	John Tobin	71	27	169
1942	John Tobin	91	39	221
1943-1945	No team			
1946	Louis Edwards	53	17	123
1947	Bob Campbell	135	48	318
1948	Abe Friedman	92	37	221
1949	Bob Campbell	164	39	367
1950	Mickey McDonald	134	48	316
1951	Sy Chadroff	107	54	268
1952	Sy Chadroff	180	99	459
1953	Howard Keene	112	126	350
1954	Willie Schayowitz	95	37	227
1955	Dick Miani	114	73	301
1956	Dick Miani	186	139	511
1957	Gene Stage	158	145	461
1958	Gene Stage	137	79	353
1959	Dick Hickox	161	131	453
1960	Dick Hickox	219	158	596
1961	Dick Hickox	180	120	480
1962	Mike McCoy	199	80	478
1963	Mike McCoy	237	80	554
1964	Rick Barry	314	242	870
1965	Rick Barry	340	293	973
1966	Mike Wittman	208	151	567
1967	Mike Wittman	219	147	585
1968	Don Curnutt	268	99	635
1969	Don Curnutt	262	138	662
1970	Don Curnutt	283	143	709
1971	Willie Allen	184	129	497
1986	Eric Brown	174	112	460



Mike McCoy




Mike Wittman




Willie Allen

MIAMI ALL-AMERICANS




Dick Hickox, 1960
(AP, UPI)

YEAR	G	FG-FGA	PCT	FT-FTA	PCT	REB	RPG	PTS	PPG
1958-59	25	161-378	.426	131-162	.809	98	3.9	453	18.1
1959-60	27	219-460	.476	158-198	.798	100	3.7	596	22.1
1960-61	27	180-437	.412	120-152	.788	138	5.1	480	17.8
TOTALS	79	560-1275	.439	409-512	.799	336	4.3	1529	19.4



Rick Barry, 1965
(Consensus)

YEAR	G	FG-FGA	PCT	FT-FTA	PCT	REB	RPG	PTS	PPG
1962-63	24	162-341	.475	131-158	.829	351	14.6	455	19.0
1963-64	27	314-572	.549	242-287	.843	448	16.6	870	32.1
1964-65	26	340-651	.522	292-341	.859	475	18.3	973	37.4
TOTALS	77	816-1564	.522	665-786	.846	1274	16.5	2298	29.8



Don Curnutt, 1970
(AP, UPI)

YEAR	G	FG-FGA	PCT	FT-FTA	PCT	REB	RPG	PTS	PPG
1967-68	28	268-559	.480	99-120	.825	64	2.3	635	22.7
1968-69	24	262-613	.428	138-170	.812	72	3.0	662	27.6
1969-70	25	283-644	.439	143-166	.861	54	2.2	709	28.4
TOTALS	77	813-1816	.448	380-456	.833	190	2.5	2006	26.1

HURRICANE HEAD COACHING RECORDS

Coach, seasons, (years)	Won	Lost	Pct.
Art Webb, 3 seasons (1926-28, 1930-31)	18	12	.600
Tom McCann, 2 seasons (1928-29, 1931-32)	30	7	.811
Hart Morris, 10 seasons (1938-42, 1946-52)	119	82	.592
W.H. Steers, 1 season (1945-46)	8	5	.615
Dave Wike, 2 seasons (1952-54)	14	22	.389
Bruce Hale, 13 seasons (1954-67)	220	112	.663
Ron Godfrey, 4 seasons (1967-71)	47	57	.452
Bill Foster, 1 season (1985-86)	14	14	.500
TOTALS	470	311	.600

UNIVERSITY OF MIAMI YEARLY BASKETBALL RESULTS

Year	W	L	PCT	Points Scored Miami	Opponents	Head Coach
1926-27*	7	1	.875	348	170	Art Webb
1927-28	8	4	.667	406	310	Art Webb
1928-29	13	6	.684	670	419	Tom McCann
1930-31	3	7	.300	252	331	Art Webb
1931-32#	17	1	.944	816	456	Tom McCann
1938-39	4	6	.400	372	422	Hart Morris
1939-40	8	12	.400	716	824	Hart Morris
1940-41	10	6	.625	707	654	Hart Morris
1941-42	9	7	.563	628	570	Hart Morris
1942-45	No teams during war years					
1945-46	8	5	.615	560	568	W.H. Steers
1946-47	20	7	.769	1400	1192	Hart Morris
1947-48	11	7	.611	997	902	Hart Morris
1948-49	19	8	.704	1633	1515	Hart Morris
1949-50	14	9	.609	1446	1393	Hart Morris
1950-51	10	12	.455	1487	1520	Hart Morris
1951-52	14	8	.636	1687	1438	Hart Morris
1952-53	9	12	.429	1503	1502	Dave Wike
1953-54	5	10	.333	1015	1161	Dave Wike
1954-55	9	11	.450	1555	1544	Bruce Hale
1955-56	14	12	.539	2170	2115	Bruce Hale
1956-57	13	13	.500	2029	2167	Bruce Hale
1957-58	14	8	.636	1741	1641	Bruce Hale
1958-59	18	7	.720	2190	2029	Bruce Hale
1959-60	23	4	.852	2427	2192	Bruce Hale
1960-61	20	7	.741	2230	2036	Bruce Hale
1961-62	14	12	.539	2069	2045	Bruce Hale
1962-63	23	5	.821	2509	2201	Bruce Hale
1963-64	20	7	.741	2575	2352	Bruce Hale
1964-65	22	4	.846	2558	2190	Bruce Hale
1965-66	15	11	.577	2271	2208	Bruce Hale
1966-67	15	11	.577	2126	2091	Bruce Hale
1967-68	17	11	.607	2368	2419	Ron Godfrey
1968-69	14	10	.583	1985	2048	Ron Godfrey
1969-70	9	17	.346	2293	2521	Ron Godfrey
1970-71	7	19	.269	2143	2373	Ron Godfrey
1985-86	14	14	.500	2006	2131	Bill Foster
TOTALS	470	311	.600	55,888	53,650	

*First year UM played all freshman opponents. #Played no senior colleges.

SERIES RESULTS WITH ALL OPPONENTS

Agoga (2-0) 1928-29 W 49-19 1928-29 W 63-33	Bradley (1-0) 1955-56 W 80-73
Akron (0-1) 1956-57 L 80-106	Brandeis (0-1) 1953-54 L 48-68
Alabama (0-1) 1968-69 L 72-85	Brigham Young (1-1) 1959-60 W 110-93 1960-61 L 80-112
Albany Ga. Blues (0-1) 1938-39 L 35-53	Brooklyn College (1-0) 1985-86 W 102-93 (n)
Alumni (1-0) 1941-42 W 52-32	Brown University (1-1) 1967-68 W 72-71 1985-86 L 61-62 (h)
American University (1-1) 1970-71 L 82-93 1985-86 W 73-64 (h)	Bucknell (2-0) 1968-69 W 89-84
Arizona (0-1) 1985-86 L (OT) 74-81 (h)	Centenary (2-2) 1959-60 L 77-84 1960-61 W 86-74 1969-70 W 94-78 1969-70 L 86-107
Army (3-0) 1957-58 W 92-82 1960-61 W 82-75 1963-64 W 79-71	Checker Cab (1-0) 1948-49 W 73-33
Auburn (1-0) 1966-67 W 87-73	Church League All Stars (1-0) 1928-29 W 68-23
Banana River A.F. (1-0) 1946-47 W 68-48	The Citadel (1-1) 1958-59 L 77-93 1985-86 W 85-77 (h)
Baptist (1-0) 1985-86 W 71-60 (h)	Cincinnati (1-0) 1946-47 W 57-54
Biscayne College (1-0) 1969-70 W 62-60	City College Charleston (1-0) 1946-47 W 56-52
Boca Chica (1-0) 1951-52 W 90-53	City Hall (1-0) 1928-29 W 28-20
Boca Raton AAF (1-2) 1945-46 L 40-55 1945-46 L 41-48 1946-47 W 61-43	Clemson (0-3) 1955-56 L 96-98 1958-59 L 61-66 1966-67 L 64-73
Boston College (1-0) 1962-63 W 72-69	Coast Guard (2-0) 1945-46 W 46-45 1945-46 W 52-45
Boston University (1-0) 1965-66 W 81-60	Colorado (0-1) 1956-57 L 66-73
Bowling Green (0-1) 1951-52 L 67-78	Columbia University (0-1) 1952-53 L 59-65
Boynton (1-0) 1939-40 W 41-29	

Cornell (1-0)		
1962-63	W	94-74
Creighton (L2-2)		
1963-64	L	94-124
1965-66	W	91-81
1967-68	W	106-93
1970-71	L	84-104
Culver-Stockton (1-0)		
1951-52	W	68-54
Dartmouth (2-0)		
1950-51	W	61-52
1967-68	W	100-81
Dayton (0-5)		
1956-57	L	48-87
1966-67	L	79-80
1967-68	L	60-98
1970-71	L	77-91
1985-86	L	68-79 (a)
Duke (1-1)		
1962-63	W	71-69
1985-86	L	82-104 (a)
Duquesne (1-1)		
1964-65	W	99-95
1969-70	L	88-94
Eastern Airlines (1-0)		
1939-40	W	30-25
Eastern Illinois (0-1)		
1948-49	L	73-89
Eastern Kentucky (1-0)		
1967-68	W	93-87
Eglin Field (0-1)		
1952-53	L	64-66
Elon (0-1)		
1939-40	L	30-58
Fairfield (0-1)		
1985-86	L	47-56 (h)
Florida (20-38)		
1927-28	W	40-39 (a)
1939-40	L	23-36 (a)
1939-40	L	26-53 (a)
1940-41	L	35-48 (h)
1940-41	L	50-62 (h)
1941-42	L	31-47 (a)
1941-42	L	34-37 (a)
1946-47	W	36-33 (h)
1946-47	W	39-35 (h)
1946-47	L	28-42 (a)
1946-47	L	28-61 (a)
1947-48	W	67-50 (h)

1947-48	L	55-58 (h)
1947-48	L	50-72 (a)
1947-48	W	52-49 (a)
1948-49	W	75-65 (h)
1948-49	W	44-42 (h)
1948-49	L	56-90 (a)
1948-49	W	60-50 (a)
1949-50	L	53-60 (h)
1949-50	L	46-66 (a)
1950-51	L	71-78 (h)
1950-51	L	61-71 (a)
1951-52	L	65-69 (a)
1951-52	W	76-68 (h)
1952-53	W	75-73 (h)
1952-53	L	56-78 (a)
1953-54	W	85-75 (h)
1953-54	L	52-75 (a)
1954-55	L	61-70 (h)
1954-55	L	68-80 (a)
1955-56	L	69-74 (h)
1955-56	L	85-87 (a)
1956-57	L	65-89 (h)
1956-57	L	63-98 (a)
1957-58	L	64-73 (h)
1957-58	L	70-75 (a)
1958-59	W	92-82 (h)
1958-59	L	70-85 (a)
1959-60	W	79-77 (h)
1959-60	W	70-65 (a)
1960-61	W	93-74 (h)
1960-61	L	73-81 (a)
1961-62	W	66-61 (h)
1961-62	L	62-74 (a)
1962-63 (OT)	W	91-87 (h)
1962-63	W	86-77 (a)
1963-64	W	95-79 (h)
1963-64	L	91-114 (a)
1964-65	W	67-58 (h)
1964-65	L	69-86 (a)
1965-66	L	66-77 (h)
1965-66	L	66-111 (a)
1966-67	L	88-113 (h)
1966-67	L	57-73 (a)
1968-69	L	62-111 (h)
1985-86	L	64-81 (h)
1985-86	L	53-75 (a)

Florida A & M (3-0)		
1967-68	W	108-98
1968-69	W	94-91
1969-70	W	118-111

Florida Southern (56-8)		
1927-28	L	26-40 (a)
1927-28	W	38-18 (h)
1928-29	L	15-39 (a)
1928-29	W	36-29 (h)
1930-31	W	27-24 (h)
1930-31	L	21-40 (a)
1939-40	W	43-42 (a)
1939-40	W	37-30 (a)
1940-41	W	57-43 (a)

1940-41	W	41-33 (h)
1940-41	L	38-50 (h)
1941-42	W	41-21 (h)
1941-42	W	40-25 (h)
1941-42	W	41-34 (a)
1941-42	W	38-32 (a)
1945-46	W	45-40 (h)
1945-46	W	53-47 (h)
1945-46	W	46-43 (a)
1946-47	W	38-25 (h)
1946-47	L	37-41 (h)
1946-47	W	55-43 (a)
1946-47	W	61-43 (a)
1947-48	L	50-59 (a)
1947-48	W	52-43 (a)
1947-48	W	76-44 (h)
1947-48	W	59-42 (h)
1948-49	W	68-47 (a)
1948-49	W	68-57 (a)
1949-50	W	69-59 (h)
1949-50	W	59-49 (h)
1950-51	W	64-61 (a)
1951-52	W	106-43 (h)
1951-52	W	58-41 (a)
1953-54 (2OT)	W	77-70 (a)
1954-55	W	58-44 (h)
1954-55	W	73-71 (a)
1955-56	W	92-80 (h)
1955-56	W	91-90 (a)
1956-57	W	84-69 (h)
1956-57	L	85-95 (a)
1957-58	W	84-69 (a)
1957-58	W	76-58 (h)
1958-59	W	107-80 (h)
1958-59	W	79-76 (a)
1959-60	W	88-71 (a)
1959-60	W	121-85 (h)
1960-61	W	87-54 (h)
1960-61	W	92-80 (a)
1961-62	W	96-67 (h)
1961-62	W	82-73 (a)
1962-63	W	116-93 (h)
1962-63	W	99-83 (a)
1963-64	W	85-78 (a)
1963-64	W	120-79 (h)
1964-65	W	124-93 (h)
1964-65	W	94-82 (a)
1965-66	W	89-66 (h)
1965-66	W	101-80 (a)
1966-67	W	102-72 (h)
1966-67	W	55-49 (a)
1967-68	W	94-76 (a)
1968-69	W	87-83 (a)
1969-70	W	103-92 (a)
1970-71 (OT)	L	95-96 (h)

Florida State University (23-24)		
1950-51	W	80-61 (h)
1950-51	W	79-65 (h)
1951-52	W	93-56 (h)
1951-52	W	76-63 (a)
1951-52	L	70-73 (h)
1952-53	W	93-65 (h)

1952-53	L	75-81 (a)
1953-54	W	78-61 (h)
1953-54	L	69-76 (a)
1954-55	L	66-71 (a)
1954-55	L	80-86 (h)
1955-56	L	76-78 (a)
1955-56	W	91-85 (h)
1956-57	W	85-77 (a)
1956-57	W	98-82 (h)
1957-58	L	70-71 (a)
1957-58	W	86-66 (h)
1958-59	W	85-79 (h)
1958-59	L	69-93 (a)
1958-59	W	92-85 (h)
1959-60	W	93-91 (a)
1959-60	W	107-89 (h)
1960-61	L	78-89 (a)
1960-61	W	75-73 (h)
1961-62	L	60-65 (a)
1961-62	L	80-83 (h)
1962-63 (OT)	L	74-77 (a)
1962-63	W	99-70 (h)
1963-64	L	78-80 (a)
1963-64	W	82-80 (h)
1964-65	L	66-67 (a)
1964-65	W	82-75 (h)
1965-66	L	62-78 (a)
1965-66	W	112-90 (h)
1966-67	L	60-61 (a)
1966-67	W	110-90 (h)
1967-68	L	93-122 (a)
1967-68	W	96-84 (h)
1968-69	L	84-111 (h)
1968-69	L	81-86 (a)
1968-69	L	86-89 (h)
1969-70	L	63-104 (a)
1969-70	L	96-112 (h)
1970-71	L	106-114 (a)
1970-71	W	100-94 (h)
1985-86	W	83-75 (h)
1985-86	L	72-90 (a)

Fordham (0-1)		
1970-71	L	83-85

Ft. Lauderdale NAS (0-1)		
1945-46	L	31-32

Furman (0-2)		
1951-52	L	53-55
1954-55	L	74-91

Georgetown (1-0)		
1954-55	W	84-81

George Washington (0-1)		
1970-71	L	81-83

Georgia (1-1)		
1938-39	L	19-41
1985-86	W	81-78 (h)

Georgia State (1-0)		
1985-86	W	82-72

Georgia Tech (1-1)

1952-53 W 82-60
1966-67 L 84-90

Hartford (1-0)

1985-86 W 66-62 (h)

University of Havana (5-1)

1927-28 W 38-14
1928-29 L 22-26
1938-39 W 38-34
1938-39 W 46-40
1948-49 W 73-57
1948-49 W 66-53

Hawaii (2-1)

1967-68 W 102-83
1967-68 L 76-110
1968-69 W 84-82

Hofstra (1-0)

1985-86 W 70-63 (h)

Holy Cross (1-0)

1960-61 W 77-71

Houston (5-9)

1955-56 L 77-95
1956-57 W 67-63
1959-60 W 72-63
1959-60 L 79-88
1960-61 W 89-78
1961-62 L 69-80
1962-63 W 71-70
1963-64 L 83-93
1964-65 W 103-91
1965-66 L 96-111
1966-67 L 86-105
1967-68 L 64-106
1969-70 L 98-118
1970-71 L 93-99

Illinois (0-1)

1968-69 L 76-86

Iona (1-0)

1959-60 W 69-67

Jacksonville Navy (1-1)

1941-42 W 44-18
1941-42 L 25-46

Jacksonville University (22-6)

1957-58 W 89-87 (h)
1957-58 L 72-86 (h)
1958-59 W 64-62 (a)
1958-59 W 95-93 (h)
1959-60 W 106-98 (h)
1959-60 (OT) W 78-70 (a)
1960-61 (OT) W 93-84 (a)
1960-61 W 96-80 (h)
1961-62 W 93-80 (h)
1961-62 W 90-89 (a)

1962-63 W 103-91 (a)
1962-63 W 112-105 (h)
1963-64 W 97-92 (a)
1963-64 W 117-92 (h)
1964-65 W 86-82 (a)
1964-65 W 127-99 (h)
1965-66 L 69-71 (a)
1965-66 W 117-104 (h)
1966-67 W 75-70 (a)
1966-67 W 106-86 (h)
1967-68 W 72-67 (a)
1967-68 W 76-75 (h)
1968-69 W 94-87 (a)
1968-69 W 95-86 (h)
1969-70 L 87-121 (a)
1969-70 L 97-108 (h)
1970-71 L 82-124 (a)
1970-71 L 75-94 (h)

Jewish Prog. AA-Atlanta (0-1)

1938-39 L 24-39

Junior C. of C. (1-1)

1928-29 W 25-24
1928-29 L 23-28

Kentucky (0-1)

1956-57 L 75-114

Kentucky Wesleyan (4-1)

1955-56 L 82-86
1956-57 W 100-95
1957-58 W 96-78
1958-59 W 69-64
1959-60 W 104-95

Key West Navy (1-0)

1951-52 W 85-55

Lafayette (1-0)

1970-71 W 78-85

LaSalle (4-9)

1950-51 L 84-95
1950-51 (OT) W 77-75
1960-61 L 74-88
1961-62 L 61-73
1962-63 L 76-78
1963-64 W 121-99
1964-65 L 86-90
1965-66 W 108-102
1966-67 L 82-99
1967-68 L 84-92
1968-69 L 71-96
1969-70 W 103-96
1970-71 L 77-97

Lehigh (1-0)

1970-71 W 74-67

Louisiana State University (2-1)

1950-51 W 68-62
1952-53 L 58-86
1957-58 W 73-65

Louisville (2-5)

1950-51 L 60-73
1952-53 L 74-84
1956-57 L 60-89
1960-61 W 71-69
1961-62 L 59-77
1962-63 W 94-84
1965-66 (OT) L 84-85

Loyola (3-4)

1959-60 W 86-70
1960-61 W 65-61
1961-62 L 70-113
1966-67 W 68-66
1967-68 L 84-86
1969-70 L 84-98
1970-71 L 88-107

Loyola of the South (6-3)

1952-53 L 54-71
1955-56 W 83-82
1957-58 L 62-76
1957-58 W 89-82
1958-59 W 93-84
1963-64 (OT) W 97-90
1964-65 W 115-86
1965-66 L 76-89
1968-69 W 89-80

Manhattan (1-0)

1985-86 W 79-61 (h)

Marquette (0-1)

1985-86 L 62-84 (a)

Marshall (1-1)

1941-42 L 33-37
1970-71 W 89-88

Maryland (4-4)

1948-49 L 42-43
1948-49 W 58-48
1953-54 L 57-63
1961-62 L 68-71
1964-65 W 80-73
1967-68 W 93-73
1968-69 W 92-85
1970-71 L 77-11

Maryland-Eastern Shore (1-0)

1985-86 W 77-55 (h)

McDill Field (2-0)

1945-46 W 54-50
1947-48 W 67-48

Mediterranean A.S. (1-0)

1945-46 W 46-41

Memphis State (2-3)

1955-56 L 71-79
1963-64 W 78-69
1965-66 L 72-86
1966-67 W 88-63
1967-68 L 44-67

Mercer (0-1)

1938-39 L 37-56

Miami Beach (1-0)

1928-29 W 66-18

Miami Beach All Stars (1-0)

1952-53 W 70-45

Miami Beach Canoe Club (2-0)

1927-28 W 52-21
1927-28 W 18-9

Miami University (Ohio) (5-3)

1946-47 L 44-60
1954-55 L 73-75
1958-59 (OT) L 87-89
1959-60 W 83-78
1960-61 (OT) W 102-100
1961-62 W 83-73
1964-65 W 100-85
1968-69 W 74-68

Mississippi (2-0)

1949-50 W 82-67
1949-50 W 55-43

Mississippi College (1-0)

1955-56 W 89-84

Mississippi Southern (1-1)

1955-56 L 61-63
1956-57 W 85-78

Mississippi State (0-1)

1957-58 L 64-66

Morehead State (4-3)

1946-47 W 61-56
1955-56 L 89-102
1958-59 W 102-85
1960-61 W 85-70
1961-62 L 81-107
1968-69 (OT) W 92-91
1970-71 L 75-76

Mount St. Mary's (1-0)

1966-67 W 86-83

Muffets (2-0)

1948-49 W 69-51
1949-50 W 78-37

Murray State (2-1)

1952-53 L 65-69
1959-60 W 92-80
1961-62 W 69-67

Navy Rec. Barracks (0-1)

1945-46 L 43-46

Nebraska (1-1)1951-52 W 70-60
1970-71 L 58-85**Nevada (1-1)**1963-64 (OT) W 81-78
1965-66 L 79-89**New Orleans (0-2)**1985-86 L 57-64 (a)
1985-86 L 75-85 (h)**New York University (1-1)**1954-55 L 67-74
1967-68 W 102-91**Niagra (1-0)**

1964-65 W 74-67

North Carolina (0-2)1949-50 L 53-55
1949-50 L 51-66**North Carolina State (0-1)**

1939-40 L 35-46

Notre Dame (0-1)

1985-86 L 73-126 (h)

Ohio State (0-1)

1953-54 L 81-106

Ohio University (1-1)1965-66 W 105-100
1969-70 L 74-99**Oklahoma City (5-4)**1957-58 W 83-66
1959-60 W 97-84
1961-62 (OT) L 113-118
1964-65 W 115-92
1966-67 W 111-109
1969-70 L 90-91
1970-71 L 91-94
1970-71 W 90-87
1970-71 L 75-88**Oregon State (0-1)**

1969-70 L 81-86

Pennsylvania (3-3)1947-48 L 46-53
1949-50 W 64-62
1949-50 W 53-51
1951-52 L 64-89
1953-54 L 54-67
1966-67 W 82-78**Pensacola NAS (2-0)**1946-47 W 69-50
1946-47 W 64-36**Pepperdine (0-1)**

1969-70 (OT) L 90-93

Pi Chi (2-0)1939-40 W 42-29
1940-41 W 45-27**Pittsburgh (7-4)**1947-48 W 43-40
1948-49 W 58-52
1948-49 L 48-80
1950-51 L 56-81
1954-55 L 72-78
1958-59 L 65-69
1962-63 W 86-85
1964-65 W 85-71
1967-68 W 100-84
1968-69 W 72-70
1969-70 W 85-67**Ponce de Leon (0-1)**

1928-29 L 11-12

Princeton (1-1)1948-49 W 37-35
1948-49 L 55-62**Providence (1-1)**1962-63 W 82-75
1962-63 L 96-106**Redland (1-0)**

1928-29 W 42-11

Rhode Island (4-0)1961-62 W 80-70
1962-63 W 88-80
1963-64 W 105-88
1969-70 W 105-95**Rider (1-0)**

1985-86 W 81-58 (h)

Rio Grande (0-1)

1953-54 L 88-98

Rollins (35-13)1927-28 W 52-15 (h)
1927-28 L 21-32 (a)
1928-29 W 34-15 (h)
1928-29 W 34-13 (a)
1930-31 L 22-32 (h)
1930-31 W 41-39 (h)
1930-31 L 36-39 (a)
1930-31 L 22-26 (a)
1938-39 W 48-29 (h)
1938-39 L 45-49 (h)
1938-39 W 52-39 (a)
1938-39 L 28-42 (a)
1938-39 L 50-51 (h)
1939-40 L 25-38 (h)
1939-40 L 49-56 (a)
1939-40 W 50-49 (a)1940-41 W 55-29 (h)
1940-41 W 57-41 (h)
1940-41 W 44-35 (a)
1949-50 W 70-54 (a)
1950-51 L 58-59 (a)
1950-51 W 79-54 (h)
1951-52 L 63-78 (a)
1951-52 W 98-61 (h)
1952-53 W 68-60 (a)
1952-53 W 95-69 (h)
1953-54 L 71-85 (a)
1954-55 W 77-69 (a)
1955-56 W 86-72 (h)
1955-56 W 89-82 (a)
1956-57 W 63-51 (h)
1956-57 W 93-86 (a)
1957-58 W 90-71 (h)
1957-58 L 68-72 (a)
1958-59 W 104-87 (h)
1958-59 W 84-81 (a)
1959-60 W 110-86 (h)
1959-60 W 90-79 (a)
1960-61 W 80-62 (a)
1960-61 W 103-75 (h)
1961-62 W 89-67 (a)
1961-62 W 92-54 (h)
1962-63 W 120-72 (a)
1962-63 W 144-75 (h)
1963-64 W 108-90 (h)
1963-64 W 127-85 (a)
1964-65 W 128-95 (a)
1964-65 W 148-79 (h)**St. Francis (1-0)**

1962-63 W 71-70

St. John's (1-2)1962-63 W 67-59
1964-65 L 77-79
1966-67 L 70-97**St. Joseph College (0-2)**1950-51 L 47-58
1963-64 L 76-86**St. Louis (0-1)**

1960-61 L 56-58

St. Mary's (Calif.) (4-0)1963-64 W 101-86
1964-65 W 89-77
1967-68 W 77-70
1969-70 W 91-84**St. Peter's (1-0)**

1962-63 W 91-75

San Francisco (2-1)1960-61 W 68-56
1963-64 W 95-83
1965-66 L 89-105**Santa Clara (0-3)**1960-61 L 65-66
1963-64 L 77-86
1965-66 L 74-78**Sebring A.C. (1-0)**

1927-28 W 36-23

Sebring Firemen (1-0)

1930-31 W 38-35

Seton Hall (1-2)1956-57 L 80-92
1969-70 (OT) L 90-93
1970-71 W 89-81**7th Naval District (0-1)**

1945-46 L 19-53

Shenandoah Presby. (1-0)

1940-41 W 50-36

South Carolina (5-1)1948-49 W 59-40
1948-49 W 65-64
1949-50 W 64-54
1949-50 W 57-56
1954-55 L 77-83
1959-60 (OT) W 107-106**Spring Hill College (0-2)**1955-56 L 71-79
1956-57 L 75-84**Stetson (40-33)**1927-28 W 33-25 (h)
1927-28 L 26-32 (a)
1928-29 W 35-13 (h)
1928-29 L 13-20 (a)
1930-31 L 16-36 (h)
1930-31 L 15-37 (a)
1939-40 L 29-33 (h)
1939-40 L 27-39 (h)
1939-40 L 42-48 (a)
1939-40 L 37-46 (a)
1940-41 L 29-46 (h)
1940-41 L 41-51 (h)
1940-41 L 40-45 (a)
1940-41 W 40-35 (a)
1941-42 L 42-47 (a)
1941-42 L 34-42 (a)
1941-42 L 37-44 (h)
1941-42 W 46-36 (h)
1946-47 L 46-53 (h)
1946-47 W 74-50 (h)
1946-47 W 54-41 (a)
1946-47 W 44-38 (a)
1947-48 L 46-49 (a)
1947-48 W 59-39 (a)
1947-48 L 36-41 (h)
1948-49 W 53-42 (h)
1948-49 W 81-46 (a)
1948-49 W 70-58 (a)

1949-50	W	65-58 (h)
1949-50	W	88-61 (a)
1949-50	W	82-63 (a)
1950-51	W	82-55 (h)
1950-51	W	78-66 (a)
1951-52	W	88-57 (h)
1951-52	W	80-74 (a)
1952-53	W	71-70 (h)
1952-53	L	77-80 (a)
1953-54	L	63-85 (h)
1953-54	L	56-108 (a)
1954-55	L	85-89 (a)
1954-55	W	79-77 (h)
1955-56	W	85-79 (h)
1955-56	L	84-91 (a)
1956-57	W	89-91 (h)
1956-57	L	93-95 (a)
1957-58	W	103-80 (h)
1957-58	W	92-85 (a)
1958-59	L	97-110 (a)
1958-59	W	99-81 (h)
1959-60	W	94-86 (a)
1959-60	L	72-73 (h)
1960-61	L	68-76 (a)
1960-61	W	91-84 (h)
1961-62	W	79-70 (a)
1961-62	W	86-78 (h)
1962-63	L	64-66 (a)
1962-63	W	75-60 (h)
1963-64	W	81-75 (a)
1963-64	W	87-70 (h)
1964-65	W	86-84 (a)
1964-65	W	95-84 (h)
1965-66	W	89-78 (a)
1965-66	W	86-77 (h)
1966-67	L	53-56 (a)
1966-67	W	95-84 (h)
1967-68	W	72-67 (a)
1967-68	W	88-71 (h)
1968-69	W	98-90 (a)
1968-69	L	83-87 (h)
1969-70	L	88-116 (a)
1969-70	L	86-95 (h)
1970-71	L	74-90 (a)
1970-71	L	76-91 (h)

Syracuse (0-1)
1963-64

L 85-86 (OT)

Tampa (44-10)

1939-40	W	39-31 (a)
1941-42	W	38-34 (h)
1941-42	W	52-38 (h)
1945-46	W	44-23 (a)
1946-47	W	53-27 (h)
1946-47	W	52-34 (h)
1946-47	W	53-25 (a)
1946-47	W	82-36 (a)
1947-48	L	35-47 (h)
1947-48	W	58-46 (h)
1947-48	W	60-55 (a)
1947-48	W	86-67 (a)
1948-49	W	74-57 (h)

1948-49	L	58-81 (a)
1949-50	W	76-61 (h)
1949-50	L	55-67 (a)
1950-51	L	75-77 (h)
1950-51	L	74-94 (a)
1951-52	W	87-61 (h)
1951-52	W	87-78 (a)
1952-53	L	65-72 (h)
1952-53	L	84-86 (a)
1953-54	W	69-65 (a)
1953-54	W	67-59 (h)
1954-55	W	103-76 (h)
1954-55	W	105-89 (a)
1955-56	W	96-59 (h)
1955-56	W	94-74 (a)
1956-57	W	97-84 (h)
1956-57	W	78-77 (a)
1957-58	W	69-67 (h)
1957-58	W	90-84 (a)
1958-59	W	113-71 (h)
1958-59	W	86-84 (a)
1959-60	W	98-65 (h)
1959-60	W	74-73 (a)
1960-61	W	93-64 (h)
1960-61	W	108-99 (a)
1961-62	L	95-113 (a)
1961-62	W	96-81 (h)
1962-63	W	78-76 (a)
1962-63	W	112-91 (h)
1963-64	W	101-95 (h)
1963-64	W	134-104 (a)
1964-65	W	136-119 (a)
1964-65	W	141-110 (h)
1965-66	W	120-91 (h)
1965-66	W	83-71 (a)
1966-67	W	72-63 (a)
1966-67	W	97-86 (h)
1967-68	W	104-103 (h)
1967-68	L	76-78 (a)
1968-69	L	61-62 (a)
1968-69	W	95-79 (h)

Teacher College of Conn. (1-0)

1950-51 W 60-48

Temple (0-1)

1961-62 L 67-85

Tennessee (0-1)

1954-55 L 80-89

Tennessee Tech. (1-0)

1946-47 W 55-51

Texas A & M (1-0)

1956-57 W 86-80

Texas Christian (0-1)

1957-58 L 59-82

Texas Tech (1-0)

1952-53 W 79-64

Toledo (1-0)

1956-57 W 68-67

Toronto (1-0)

1958-59 W 97-55

Towson State (1-0)

1985-86 W 71-66 (h)

Tulane (3-4)

1946-47	L	39-60
1955-56	W	86-75
1958-59	W	94-72
1967-68	L	88-99
1968-69	L	79-90
1969-70	L	90-105
1970-71	W	74-71

Tulsa (1-0)

1961-62 W 83-66

Turners Sport Shop (2-2)

1928-29	W	43-23
1928-29	W	36-17
1928-29	L	27-36
1930-31	L	24-33

UCLA (0-2)

1969-70	L	69-127
1985-86	L	64-109 (a)

Utah (1-0)

1965-66 W 88-87

Valparaiso (0-1)

1956-57 L 76-81

Virginia (2-0)

1965-66	W	80-75
1966-67	W	80-78

Volks A.C. (0-1)

1927-28 L 26-42

Wake Forest (0-1)

1939-40 L 17-46

Washington (0-2)

1967-68	L	54-96
1967-68	L	80-81

Washington & Lee (1-0)

1954-55 W 80-75

West Virginia (0-1)

1955-56 L 78-83

Western Kentucky (1-13)

1946-47	L	46-55
1948-49	L	45-78
1948-49	L	47-63
1949-50	L	61-65
1949-50	L	61-78
1949-50	L	57-79
1949-50	L	47-83
1950-51	L	47-89
1950-51	L	64-68
1951-52	L	74-102
1952-53	L	56-98
1958-59	W	109-95
1959-60	L	84-107
1966-67	L	89-94

William & Mary (1-0)

1965-66 W 88-66

Wisconsin (0-1)

1985-86 L 66-88 (a)

Wisconsin-Green Bay (1-0)

1985-86 W 67-63 (a)

Xavier (2-0)

1955-56	W	77-75
1959-60	W	87-69

Yale (3-2)

1950-52	L	62-78
1951-52	L	68-70
1955-56	W	92-90
1964-65	W	86-71
1968-69	W	77-71

YMHA (2-0)

1940-41	W	48-39
1948-49	W	61-46



YEAR-BY-YEAR RESULTS

1926-27

ART WEBB, Coach
(Freshman Team)

45	Rollins	20
55	YMCA	11
45	St. Petersburg YMCA	23
23	Havana	28
49	Oglethorpe	26
38	Stetson	18
54	Florida Southern	24
39	Florida	20
348		170
Won 7, Lost 1		

1927-28

ART WEBB, Coach

52	Rollins	15
33	Stetson	25
21	at Rollins	32
26	at Stetson	32
26	at Florida Southern	40
38	Havana	14
26	Volks AC	42
40	at Florida	39
39	at Sebring AC	23
38	Florida Southern	18
52	Mi. Beach Canoe Club	21
18	Mi. Beach Canoe Club	9
406		310
Won 8, Lost 4		

1928-29

TOM McCANN, Coach

34	Rollins	15
22	Havana	26
11	Ponce de Leon	12
66	Miami Beach	18
35	Stetson	13
49	Agoga	19
34	at Rollins	13
15	at Florida Southern	39
13	at Stetson	20
68	Church League All Stars	23
43	Turner's Sports Shop	17
36	Turner's Sports Shop	17
36	Florida Southern	29
25	Junior C. of C.	24
63	Agoga	33
23	Junior C. of C.	28
42	Redland	11
28	City Hall	20
27	Turner's Sport Shop	36
670		419
Won 13, Lost 6		

1930-31

ART WEBB, Coach

24	Turner's Sport Shop	33
22	Rollins	32
41	Rollins	39
27	Florida Southern	24
16	Stetson	36
38	at Sebring Firemen	35
15	at Stetson	37

21	at Florida Southern	40
26	at Rollins	29
22	at Rollins	26
252		331
Won 3, Lost 7		

1931-32

TOM McCANN, Coach
Team played independent teams and junior colleges.
Won 17, lost 1 and won South Florida AAU title.

1938-39

HART MORRIS, Coach

38	Havana	34
46	Havana	40
48	Rollins	29
45	Rollins	49
52	at Rollins	39
28	at Rollins	42
37	at Mercer	56
19	at Georgia	41
24	Jewish Prog. AA, Atlanta	39
35	at Albany, Ga. Blues	53
372		422
Won 4, Lost 6		

1939-40

HART MORRIS, Coach

29	Stetson	33
27	Stetson	39
50	Rollins	51
25	Rollins	38
35	at North Carolina State	46
17	at Wake Forest	46
30	at Elon	58
23	at Florida	36
26	at Florida	53
39	at Tampa	31
43	at Florida Southern	42
49	at Rollins	56
50	at Rollins	49
43	at Stetson	48
37	at Stetson	46
37	at Florida Southern	30
30	*Eastern Air Lines	25
41	*Boynton	29
42	*Pi Chi	29
43	*Freshmen	39
716		824
Won 8, Lost 12		
*Gold Ball Tournament		

1940-41

HART MORRIS, Coach

29	Stetson	46
41	Stetson	51
48	YMHA	39
55	Rollins	29
57	Rollins	41
57	at Florida Southern	43
44	at Rollins	35
40	at Stetson	45
40	at Stetson	35
41	Florida Southern	33
38	Florida Southern	50

35	Florida	48
50	Florida	62
45	*Pi Chi	27
50	*Shenandoah Presby.	36
37	*Freshmen	34
707		654
Won 10, Lost 6		
*Gold Ball Tournament		

1941-42

HART MORRIS, Coach

33	Marshall	37
44	Jacksonville Navy	18
41	Florida Southern	21
41	Florida Southern	225
52	Alumni	32
31	at Florida	47
34	at Florida	37
41	at Florida Southern	34
38	at Florida Southern	32
42	at Stetson	47
34	at Stetson	42
38	Tampa	34
52	Tampa	38
25	at Jacksonville Navy	46
37	at Jacksonville Navy	44
46	Stetson	36
628		570
Won 9, Lost 7		

1945-46

W. H. STEERS, Coach

46	Coast Guard	45
43	Navy Rec. Barracks	46
19	7th Naval District	53
40	Boca Raton AAF	55
52	Coast Guard	45
31	Ft. Lauderdale NAS	32
41	Boca Raton AAF	48
46	Mediterranean A.S.	41
45	Florida Southern	40
53	Florida Southern	47
44	at Tampa	23
54	at McDill Field	50
46	at Florida Southern	43
560		568
Won 8, Lost 5		

1946-47

HART MORRIS, Coach

38	Florida Southern	25
37	Florida Southern	41
36	Florida	33
39	Florida	35
28	at Florida	42
28	at Florida	61
53	Tampa	27
52	Tampa	34
44	at Miami (Ohio)	60
61	at Morehead	56
39	Tulane	60
46	Stetson	53
74	Stetson	50
61	at Boca Raton AAF	43
53	at Tampa	25
82	at Tampa	36
57	Cincinnati	54

55	at Florida Southern	43
61	at Florida Southern	43
69	Pensacola NAS	50
64	Pensacola NAS	36
54	at Stetson	41
44	at Stetson	38
68	Bana River AF	48
56	*City College Charleston	52
55	*Tennessee Tech	51
46	*Western Kentucky	55
1400		1192
Won 20, Lost 7		
*SIAA Tournament		

1947-48

HART MORRIS, Coach

35	Tampa	47
58	Tampa	46
67	Florida	50
55	Florida	58
43	Pittsburgh	40
46	Pennsylvania	53
46	at Stetson	49
59	at Stetson	39
67	at McDill	48
60	at Tampa	55
86	at Tampa	67
50	at Florida Southern	59
52	at Florida Southern	43
36	Stetson	41
50	at Florida	72
52	at Florida	49
76	Florida Southern	44
59	Florida Southern	42
997		902
Won 11, Lost 7		

1948-49

HART MORRIS, Coach

73	Checker Cab	33
69	Muffets	51
61	YMHA	46
59	South Carolina	40
65	South Carolina	64
58	Pittsburgh	52
48	Pittsburgh	80
37	Princeton	35
55	Princeton	62
73	U. of Havana	57
66	U. of Havana	53
75	Florida	65
44	Florida	42
45	Western Kentucky	78
47	Western Kentucky	63
42	Maryland	43
58	Maryland	48
53	Stetson	42
68	at Florida Southern	47
68	at Florida Southern	57
81	at Stetson	46
70	at Stetson	58
74	Tampa	57
56	at Florida	90
60	at Florida	50
58	at Tampa	81
73	*Eastern Illinois	89
1633		1515
Won 19, Lost 8		
*NAIB Tournament		

1949-50		
HART MORRIS, Coach		
78	Muffets	37
53	Florida	60
64	South Carolina	54
57	South Carolina	56
82	Mississippi	67
55	Mississippi	43
64	Pennsylvania	62
53	Pennsylvania	51
76	Tampa	61
65	Stetson	58
53	North Carolina	55
51	North Carolina	66
69	Florida Southern	59
59	Florida Southern	49
61	Western Kentucky	65
61	Western Kentucky	78
55	at Tampa	67
88	at Stetson	61
82	at Stetson	63
70	at Rollins	54
57	at Western Kentucky	79
47	at Western Kentucky	83
46	at Florida	66
1446		1393
Won 14, Lost 9		

1950-51		
HART MORRIS, Coach		
58	at Rollins	59
64	at Florida Southern	61
68	Louisiana State	62
60	Teachers Coll. of Conn.	48
80	Florida State	61
61	Dartmouth	52
62	Yale University	78
60	Louisville	73
79	Rollins	54
75	Tampa	77
47	at Western Kentucky	89
56	at Pittsburgh	81
47	at St. Joseph	58
82	Stetson	55
64	Western Kentucky	68
71	Florida	78
84	LaSalle	95
77	LaSalle (OT)	75
79	Florida State	65
61	at Florida	71
78	at Stetson	66
74	at Tampa	94
1487		1520
Won 10, Lost 12		

1951-52		
HART MORRIS, Coach		
90	Boca Chica	53
85	Key West Navy	55
68	Culver-Stockton	54
63	at Rollins	78
65	at Florida	69
70	Nebraska	60
68	Yale	70
64	Pennsylvania	89
53	Furman	55
106	Florida Southern	43
93	Florida State	56
88	Stetson	57
87	Tampa	61
74	Western Kentucky	102
67	Bowling Green	78

58	at Florida Southern	41
80	at Stetson	74
76	at Florida State	63
98	Rollins	61
76	Florida	68
87	at Tampa	78
70	*Florida State	73
1687		1438
Won 14, Lost 8		
*-NIAB Dist. Tournament at Deland		

1952-53		
DAVE WIKE, Coach		
83	Florida Southern	60
70	Miami Beach All-Stars	45
54	at Loyola South	71
58	at Louisiana State	86
75	Florida	73
79	Texas Tech.	64
59	Columbia	65
74	Louisville	84
82	Georgia Tech	60
93	Florida State	65
71	Stetson	70
65	Tampa	72
56	Western Kentucky	98
65	Murray State	69
56	at Florida	78
77	at Stetson	80
68	at Rollins	60
95	Rollins	69
84	at Tampa	86
75	at Florida State	81
64	at Eglin Field	66
1503		1502
Won 9, Lost 12		

1953-54		
DAVE WIKE, Coach		
85	Florida	75
88	Rio Grande	98
81	Ohio State	106
54	Pennsylvania	67
48	Brandeis	68
78	Florida State	61
52	at Florida	75
63	Stetson	85
57	Maryland	63
71	at Rollins	85
69	at Florida State	76
56	at Stetson	108
69	at Tampa	65
77	at Fla. Southern (2OT)	70
67	Tampa	59
1015		1161
Won 5, Lost 10		

1954-55		
BRUCE HALE, Coach		
58	Florida Southern	44
61	Florida	70
80	*Tennessee	89
80	*Washington & Lee	75
66	at Florida State	71
67	New York U.	74
74	Furman	91
93	Rollins	76
73	Miami (Ohio)	75
68	at Florida	80
103	Tampa	76
84	Georgetown	81
77	South Carolina	83
72	Pittsburgh	78

77	at Rollins	69
85	at Stetson	89
73	at Fla. Southern	71
105	at Tampa	89
79	Stetson	77
80	Florida State	86
1555		1544
Won 9, Lost 11		
*Blue Gray Tournament		

1955-56		
BRUCE HALE, Coach		
92	Florida Southern	80
96	Tampa	59
61	at Mississippi, So.	63
83	at Loyola South	82
71	at Spring Hill College	79
69	Florida	74
80	Bradley	73
92	*Yale	90
86	*Tulane	75
78	*West Virginia	83
71	**at Memphis St.	79
96	**at Clemson	98
76	at Florida State	78
85	at Florida	87
89	Mississippi Col.	84
85	Stetson	79
86	Rollins	72
77	Houston	95
82	Kentucky Wes.	86
77	Xavier	75
84	at Stetson	91
89	at Rollins	82
91	at Fla. Southern	90
94	at Tampa	74
89	Morehead State	102
91	Florida State	85
2170		2115
Won 14, Lost 12		
*-Orange Bowl Classic		
**-Senior Bowl Classic		

1956-57		
BRUCE HALE, Coach		
84	Florida Southern	69
75	Kentucky	114
48	at Dayton	87
68	at Toledo	67
80	at Akron	106
97	Tampa	84
65	Florida	89
86	Texas A&M	80
67	U. of Houston	63
70	*Connecticut	74
76	*Valparaiso	81
80	*Seton Hall	92
66	U. of Colorado	73
89	Stetson	81
63	at Florida	98
85	at Florida State	77
63	Rollins	51
100	Kentucky Wesleyan	95
60	U. of Louisville	89
75	Spring Hill	84
93	at Stetson	95
93	at Rollins	86
85	at Florida Southern	95
78	at Tampa	77
85	Mississippi Southern	78
98	Florida State	82
2029		2167
Won 13, Lost 13		
*Orange Bowl Classic		

1957-58		
BRUCE HALE, Coach		
89	Jacksonville	87
69	Tampa	67
62	Loyola South	76
73	at LSU	65
64	*Mississippi State	66
59	*Texas Christian	82
96	at Kentucky Wesleyan	78
64	Florida	73
103	Stetson	80
90	Rollins	71
70	at Florida	75
72	Jacksonville	86
70	at Florida State	71
89	Loyola South	82
68	at Rollins	72
90	at Tampa	84
84	at Fla. Southern	69
92	Army	82
83	Oklahoma City	66
92	at Stetson	85
76	Florida Southern	58
86	Florida State	66
1741		1641
Won 14, Lost 8		
*-Montgomery Classic		

1958-59		
BRUCE HALE, Coach		
104	Rollins	87
113	Tampa	71
107	Florida Southern	80
65	**Pittsburgh	69
61	**Clemson	66
92	Florida	82
85	***Florida State	79
77	***The Citadel	93
94	*Tulane	72
87	Miami, Ohio (OT)	89
97	Toronto	55
70	at Florida	85
64	at Jacksonville	62
69	at Florida State	93
69	Kentucky Wesleyan	64
109	Western Kentucky	95
79	at Florida Southern	76
86	at Tampa	84
97	at Stetson	110
84	at Rollins	81
95	Jacksonville	93
93	Loyola of South	84
99	Stetson	81
102	Morehead State	85
92	Florida State	85
190		2029
Won 18, Lost 7		
**-Steel Bowl Classic		
***-The Citadel Invitational		
*-Hurricane Classic		

1959-60		
BRUCE HALE, Coach		
110	Rollins	86
106	Jacksonville	98
98	Tampa	65
72	at Houston	63
77	at Centenary	84
86	at Loyola	70
92	Murray State	80
79	Florida	77
83	at Miami (Ohio)	78
110	*Brigham Young	93
87	*Xavier	69

107	South Carolina	106
69	at Iona	67
78	at Jacksonville (OT)	70
70	at Florida	65
93	at Florida State	91
79	Houston	88
97	Oklahoma City	84
90	at Rollins	79
74	at Tampa	73
94	at Stetson	86
88	at Florida	71
	Southern	
72	Stetson	73
121	Florida Southern	85
104	Kentucky	95
	Wesleyan	
107	Florida State	89
84	**Western	107
	Kentucky	

2427 2192

Won 23, Lost 4
*-Hurricane Classic
**-NCAA Tournament

1960-61

BRUCE HALE, Coach

80	at Rollins	62
93	Tampa	64
65	at Santa Clara	66
68	at San Francisco	56
80	at Brigham Young	112
87	Florida Southern	54
93	Florida	74
82	*Army	75
77	*Holy Cross	71
102	Miami (Ohio) (2OT)	100
74	at LaSalle	88
73	at Florida	81
93	at Jacksonville	84
	(OT)	
78	at Florida State	89
89	Houston	78
86	Centenary	74
71	Louisville	69
103	Rollins	75
68	at Stetson	76
92	at Florida	80
	Southern	
65	Loyola	61
91	Stetson	84
108	at Tampa	99
96	Jacksonville	80
85	Morehead State	70
75	**St. Louis	58

2230 2036

Won 20, Lost 7

*-Hurricane Classic

**National Invitational Tourn.

1961-62

BRUCE HALE, Coach

93	Jacksonville	80
81	at Morehead State	107
59	at Louisville	77
69	at Murray State	67
96	Florida Southern	67
66	Florida	61
83	*Miami, Ohio	73
67	*Temple	85
80	Rhode Island	70
113	Oklahoma City	118
	(OT)	
90	at Jacksonville	89
62	at Florida	74
60	at Florida State	65
68	Maryland	71

61	LaSalle	73
95	at Tampa	113
89	at Rollins	67
79	at Stetson	70
82	at Florida	73
	Southern	
69	Houston	80
70	Loyola	113
86	Stetson	78
96	Tampa	81
92	Rollins	54
83	Tulsa	66
80	Florida State	83

2069 2045

Won 14, Lost 12

*-Hurricane Classic

1962-63

BRUCE HALE, Coach

91	Florida (OT)	87
72	at Boston College	69
88	at Rhode Island	80
82	at Providence	75
116	Florida Southern	93
71	Duke	69
94	*Cornell	74
86	*Pittsburgh	85
67	at St. Johns	59
76	at LaSalle	78
103	at Jacksonville	91
86	at Florida	77
74	at Florida State	77
	(OT)	
91	St. Peters	75
71	Houston	70
78	at Tampa	76
120	at Rollins	72
64	at Stetson	66
99	at Florida	83
	Southern	
112	Louisville	84
114	Rollins	75
77	Loyola (New Orleans)	84
112	Tampa	91
99	Florida State	70
75	Stetson	60
71	**St. Francis	70
96	**Providence	106

2509 2201

Won 23, Lost 5

*-Hurricane Classic

**National Invitational Tourn.

1963-64

BRUCE HALE, Coach

101	Tampa	95
95	Florida	79
77	at Santa Clara	86
101	at St. Mary's	86
	(Calif.)	
81	at Nevada (OT)	78
95	San Francisco	83
108	Rollins	90
79	*Army	71
85	*Syracuse (OT)	86
105	Rhode Island	88
97	at Jacksonville	92
91	at Florida	114
78	at Florida State	80
78	Memphis State	69
121	LaSalle	99
127	at Rollins	85
134	at Tampa	104
81	at Stetson	75
85	at Fla. Southern	78
117	Jacksonville	92
94	Creighton	124

83	at Houston	93
97	at Loyola (of S.)	90
	(OT)	
120	Florida Southern	79
87	Stetson	70
82	Florida State	80
76	St. Joseph (NIT)	86
2575		2352
Won 20, Lost 7		
*-Hurricane Classic		

1964-65

BRUCE HALE, Coach

136	at Tampa	119
99	at **Duquesne	95
85	at **Pittsburgh	71
86	at LaSalle	90
74	at Niagara	67
77	at St. Johns	79
89	St. Mary's	77
67	Florida	58
86	*Yale	71
80	*Maryland	73
86	at Jacksonville	82
66	at Florida State	67
124	Florida Southern	93
127	Jacksonville	99
69	at Florida	86
128	at Rollins	92
100	Miami (Ohio)	85
86	at Stetson	84
94	at Florida	82
	Southern	
141	Tampa	110
115	Loyola of The South	86
95	Stetson	84
103	Houston	91
148	Rollins	79
82	Florida State	75

2558 2190

Won 22, Lost 4

*-Hurricane Classic

**Steel Bowl

1965-66

BRUCE HALE, Coach

120	Tampa	91
66	Florida	77
74	at Santa Clara	78
89	at San Francisco	105
79	at Nevada	89
105	Ohio University	100
81	*Boston University	60
84	*Louisville (OT)	85
88	Utah University	87
62	at Florida State	78
69	at Jacksonville	71
66	at Florida	111
89	Florida Southern	66
89	at Stetson	78
101	at Florida	80
	Southern	
83	at Tampa	71
88	William & Mary	66
91	Creighton	81
80	Virginia	75
117	Jacksonville	104
72	at Memphis State	86
96	at Houston	111
76	at Loyola of the South	89
86	Stetson	77
112	Florida State	90
108	LaSalle	102
2271		2208
Won 15, Lost 11		
*-Hurricane Classic		

1966-67

BRUCE HALE, Coach

72	at Tampa	63
88	Florida	113
82	at LaSalle	99
86	at Mount St. Mary's	83
80	at Virginia	78
64	*Clemson	73
87	*Auburn	73
82	**Pennsylvania	78
89	**Western	94
	Kentucky	
75	at Jacksonville	70
60	at Florida State	61
111	Oklahoma City	109
106	Jacksonville	86
97	Tampa	86
102	Florida Southern	72
53	at Stetson	56
55	at Florida	49
	Southern	
88	Memphis State	63
57	at Florida	73
68	Loyola	66
95	Stetson	84
86	Houston	105
79	Dayton	80
70	at St. John's	97
84	at Georgia Tech	90
110	Florida State	90

2126 2091

Won 15, Lost 11

*-Volunteer Tournament

**Hurricane Classic

1967-68

RON GODFREY, Coach

54	at Washington	96
80	at Washington	81
77	at St. Mary's	70
102	at Hawaii	83
76	at Hawaii	110
104	Tampa	103
93	Eastern Kentucky	87
72	Brown	71
100	*Dartmouth	81
102	*New York U.	91
84	LaSalle	92
100	Pittsburgh	84
76	at Tampa	78
93	at Florida State	122
72	at Jacksonville	67
76	Jacksonville	75
72	at Stetson	67
94	at Florida	76
	Southern	
93	Maryland	73
60	at Dayton	98
88	at Tulane	99
108	Florida A&M	98
44	at Memphis State	67
64	at Houston	106
84	at Loyola	86
88	Stetson	71
106	Creighton	93
96	Florida State	84

2368 2419

Won 17, Lost 11

*-Hurricane Classic

1968-69

RON GODFREY, Coach

84	*Florida State	111
62	*Florida	111
71	At LaSalle	96
72	at Alabama	85
77	+ Yale	71
92	+ Maryland	85

72	■Pittsburgh	70
76	■Illinois	86
89	Bucknell	84
61	at Tampa	62
81	at Florida State	86
94	at Jacksonville	87
79	Tulane	90
87	at Florida Southern	83
98	at Stetson	90
84	Hawaii	82
92	Morehead State (OT)	91
83	Stetson	87
94	Florida A&M	91
89	Loyola (of South)	80
95	Tampa	79
74	Miami (Ohio)	68
95	Jacksonville	86
86	Florida State (OT)	89
1985		2048

Won 14, Lost 10
 ■Hurricane Classic
 *Sunshine St. Classic
 +Marshall Tournament

1969-70

RON GODFREY, Coach

81	Oregon State	86
62	Biscayne	60
85	*Pittsburgh	67
88	*Duquesne	94
69	at UCLA	127
90	at Pepperdine (OT)	93
91	St. Mary's	84
69	+ Seton Hall	76
74	+ Ohio University	99
93	Bucknell	88
105	Rhode Island	95
63	at FSU	014
87	at Jacksonville	121
94	Centenary	78
103	at Florida Southern	92
88	at Stetson	116
90	at Tulane	105
84	at Loyola	98
118	Florida A&M	111
86	at Centenary	107
98	at Houston	118
103	LaSalle	96
86	Stetson	95
90	Oklahoma City	91
96	FSU	112
97	Jacksonville	108
2290		2521

Won 9, Lost 17
 +Hurricane Classic
 *Steel Bowl

1970-71

RON GODFREY, Coach

74	Lehigh	67
77	at LaSalle	97
77	at Dayton	91
58	*Nebraska	85
91	*Oklahoma City (OT)	94
83	Fordham	85
77	at Maryland	111
90	Oklahoma City	87
89	Seton Hall	81
106	at Florida State	114
82	at Jacksonville	124
78	Lafayette	75
74	Tulane	71
75	at Oklahoma City	88
84	at Creighton	104

95	at Florida Southern (OT)	96
74	at Stetson	90
75	Morehead State	76
88	Loyola	107
76	Stetson	91
76	Stetson	91
81	at George Washington	83
82	at American University	93
93	Houston	99
89	Marshall	88
100	Florida State	94
75	Jacksonville	94
2143		2373

Won 7, Lost 19
 *Husker Classic at Lincoln

1985-86

BILL FOSTER, Coach

85	The Citadel	77
82	*Georgia State	72
81	*Georgia	78
66	at Wisconsin	88
67	at Wisconsin-Green Bay	63
64	Florida	81
81	Rider	58
64	at U.C.L.A.	109
61	#Brown	62
79	#Manhattan	61
47	Fairfield	56
70	Hofstra	63
57	at New Orleans	64
71	Towson State	66
74	Arizona (OT)	81
83	Florida State	75
71	Baptist	60
53	at Florida	75
102	Brooklyn Coll. (at WPB)	93
72	at Florida State	90
68	at Dayton	79
77	Maryland-Eastern Shore	55
75	New Orleans	85
82	at Duke	104
73	Notre Dame	126
73	American	64
66	Hartford	62
62	at Marquette	84
2131		2131

2006
 *AMI CLASSIC
 #-Orange Bowl/Budweiser Tournament

MIAMI'S RECORD AGAINST ALL FOES

OPPONENT	W-L	FIRST MEETING	LAST MEETING	OPPONENT	W-L	FIRST MEETING	LAST MEETING
Agoga	2-0	1928-29	1928-29	Lafayette	1-0	1070-71	1970-71
Akron	0-1	1956-57	1956-57	LaSalle	4-9	1950-51	1970-71
Alabama	0-1	1968-69	1968-69	Lehigh	1-0	1970-71	1970-71
Albany Ga. Blues	0-1	1938-39	1938-39	L.S.U.	2-1	1950-51	1957-58
Alumni	1-0	1941-42	1941-42	Louisville	2-5	1950-51	1965-66
American University	1-1	1970-71	1985-86	Loyola	3-4	1959-60	1970-71
Arizona	0-1	1985-86	1985-86	Loyola (N. Orleans)	0-1	1962-63	1962-63
Army	3-0	1957-58	1963-64	Loyola of the South	6-3	1952-53	1968-69
Auburn	1-0	1966-67	1966-67	Manhattan	1-0	1985-86	1985-86
Banana River A.F.	1-0	1946-47	1946-47	Marshall	1-1	1941-42	1970-71
Baptist	1-0	1985-86	1985-86	Maryland-Eastern Shore	1-0	1985-86	1985-86
Biscayne College	1-0	1969-70	1969-70	Maryland	4-4	1948-49	1970-71
Boca Chica	1-0	1951-52	1951-52	Marquette	0-1	1985-86	1985-86
Boca Raton AAF	1-2	1945-46	1946-47	McDill Field	2-0	1945-46	1947-48
Boston College	1-0	1962-63	1962-63	Mediterranean A.S.	1-0	1945-46	1945-46
Boston University	1-0	1965-66	1965-66	Memphis State	2-3	1955-56	1967-68
Bowling Green	0-1	1951-52	1951-52	Mercer	0-1	1938-39	1938-39
Boynnton	1-0	1939-40	1939-40	Miami Beach	1-0	1928-29	1928-29
Bradley	0-1	1955-56	1955-56	Miami Beach All Stars	1-0	1952-53	1952-53
Brandeis	1-0	1953-54	1953-54	Miami Beach Canoe Club	2-0	1927-28	1927-28
Brigham Young	1-1	1959-60	1960-61	Miami (Ohio)	5-3	1946-47	1968-69
Brooklyn College	1-0	1985-86	1985-86	Mississippi	2-0	1949-50	1949-50
Brown University	1-1	1967-68	1985-86	Mississippi Coll.	1-0	1955-56	1955-56
Bucknell	1-0	1968-69	1969-70	Mississippi Southern	1-1	1955-56	1956-57
Centenary	2-2	1959-60	1969-70	Mississippi State	0-1	1957-58	1957-58
Checker Cab	1-0	1948-49	1948-49	Morehead State	4-3	1946-47	1970-71
Church League Stars	1-0	1928-29	1928-29	Mount St. Mary's	1-0	1966-67	1966-67
The Citadel	1-1	1958-59	1985-86	Muffs	2-0	1948-49	1949-50
Cincinnati	1-0	1946-47	1946-47	Murray State	2-1	1952-53	1961-62
City College Charleston	1-0	1946-47	1946-47	Navy Rec. Barracks	0-1	1945-46	1945-46
City Hall	1-0	1928-29	1928-29	Nebraska	1-1	1951-52	1970-71
Clemson	0-3	1955-56	1966-67	Nevada	1-1	1963-64	1965-66
Coast Guard	2-0	1945-46	1945-46	New Orleans	0-2	1985-86	1985-86
Colorado	0-1	1956-57	1956-57	New York University	1-1	1954-55	1967-68
Columbia University	0-1	1952-53	1952-53	Niagara	1-0	1964-65	1964-65
Univ. of Connecticut	0-1	1956-57	1956-57	North Carolina	0-2	1949-50	1949-50
Cornell	1-0	1962-63	1962-63	North Carolina St.	0-1	1939-40	1939-40
Creighton	2-2	1963-64	1970-71	Notre Dame	0-1	1985-86	1985-86
Culver-Stockton	1-0	1951-52	1951-52	Ohio State	0-1	1953-54	1953-54
Dartmouth	2-0	1950-51	1967-68	Ohio University	1-1	1965-66	1969-70
Dayton	0-5	1956-57	1985-86	Oklahoma City	5-4	1957-58	1970-71
Duke	1-1	1962-63	1985-86	Oregon State	0-1	1969-70	1969-70
Duquesne	1-1	1964-65	1969-70	Pennsylvania	3-3	1947-48	1947-48
Eastern Airlines	1-0	1939-40	1939-40	Pensacola NAS	2-0	1946-47	1946-47
Eastern Illinois	0-1	1948-49	1948-49	Pepperdine	0-1	1969-70	1969-70
Eastern Kentucky	1-0	1967-68	1967-68	Pi Chi	2-0	1939-40	1940-41
Eglin Field	0-1	1952-53	1952-53	Pittsburgh	7-4	1947-48	1969-70
Elon	0-1	1939-40	1939-40	Ponce de Leon	0-1	1928-29	1928-29
Fairfield	0-1	1985-86	1985-86	Princeton	1-1	1948-49	1948-49
Florida	20-38	1927-28	1985-86	Providence	1-1	1962-63	1962-63
Florida A&M	3-0	1967-68	1969-70	Redland	1-0	1928-29	1928-29
Florida Southern	56-8	1927-28	1970-71	Rhode Island	4-0	1961-62	1969-70
Florida State Univ.	23-24	1950-51	1985-86	Rider	1-0	1985-86	1985-86
Fordham	0-1	1970-71	1970-71	Rio Grande	0-1	1953-54	1953-54
Fl. Lauderdale NAS	0-1	1945-46	1945-46	Rollins	35-13	1927-28	1964-65
Furman	0-2	1951-52	1954-55	St. Francis	1-0	1962-63	1962-63
Georgetown	1-0	1954-55	1954-55	St. John's	1-2	1962-63	1966-67
George Washington	0-1	1970-71	1970-71	St. Joseph College	0-2	1950-51	1963-64
Georgia	1-1	1938-39	1985-86	St. Louis	0-1	1960-61	1960-61
Georgia State	1-0	1985-86	1985-86	St. Mary's (Calif.)	4-0	1963-64	1969-70
Georgia Tech	1-1	1952-53	1966-67	St. Peter's	1-0	1962-63	1962-63
Hartford	1-0	1985-86	1985-86	San Francisco	2-0	1960-61	1965-66
University of Havana	5-1	1927-28	1948-49	Santa Clara	0-3	1960-61	1965-66
Hawaii	2-1	1967-68	1968-69	Sebring A.C.	1-0	1927-28	1927-28
Hofstra	1-0	1985-86	1985-86	Sebring Firemen	1-0	1927-28	1927-28
Holy Cross	1-0	1960-61	1960-61	Seton Hall	1-2	1956-57	1970-71
Houston	5-9	1955-56	1970-71	7th Naval District	0-1	1945-46	1945-46
Illinois	0-1	1968-69	1968-69	Shenandoah Presby.	1-0	1940-41	1940-41
Iona	1-0	1959-60	1959-60	South Carolina	5-1	1948-49	1959-60
Jacksonville Navy	1-1	1941-42	1941-42	Spring Hill College	0-2	1955-56	1956-57
Jacksonville Univ.	22-6	1957-58	1970-71	Stetson	40-33	1927-28	1970-71
Jewish Prog. AA-Atl.	0-1	1938-39	1938-39	Syracuse	0-1	1963-64	1963-64
Junior C. of C.	1-1	1928-29	1928-29	Tampa	44-10	1939-40	1968-69
Kentucky	0-1	1956-57	1956-57	Teacher Col. of Conn.	1-0	1950-51	1950-51
Kentucky Wesleyan	4-1	1955-56	1959-60				
Key West Navy	1-0	1951-52	1951-52				

Temple	0-1	1961-62	1961-62
Tennessee	0-1	1954-55	1954-55
Tennessee Tech	1-0	1946-47	1946-47
Texas A&M	1-0	1956-57	1956-57
Texas Christian	0-1	1957-58	1957-58
Texas Tech	1-0	1952-53	1952-53
Toledo	1-0	1956-57	1956-57
Toronto	1-0	1958-59	1958-59
Towson State	1-0	1985-86	1985-86
Tulane	3-4	1946-47	1970-71
Tulsa	1-0	1961-62	1961-62
Turners Sport Shop	2-2	1928-29	1930-31
UCLA	1-1	1969-70	1985-86
Utah	1-0	1965-66	1965-66
Valparaiso	0-1	1956-57	1956-57

NCAA Championships

Year	Teams
1939	Oregon 46 Ohio State 33
1940	Indiana 60 Kansas 42
1941	Wisconsin 39 Washington State 34
1942	Stanford 53 Dartmouth 38
1943	Wyoming 46 Georgetown 34
1944	Utah 42 Dartmouth 40 (ot)
1945	Oklahoma State 43 NYU 45
1946	Oklahoma State 43 North Carolina 40
1947	Holy Cross 58 Oklahoma 47
1948	Kentucky 58 Baylor 42
1949	Kentucky 46 Oklahoma State 36
1950	CCNY 71 Bradley 68
1951	Kentucky 68 Kansas State 58
1952	Kansas 80 St. John's 63
1953	Indiana 69 Kansas 68
1954	LaSalle 92 Bradley 76
1955	USF 77 LaSalle 63
1956	USF 83 Iowa 71
1957	North Carolina 54 Kansas 53 (3-ot)
1958	Kentucky 84 Seattle 72
1959	Cal 71 West Virginia 70
1960	Ohio State 75 Cal 55
1961	Cincinnati 70 Ohio State 65 (ot)
1962	Cincinnati 71 Ohio State 59
1963	Loyola-Chicago 60 Cincinnati 58 (ot)
1964	UCLA 98 Duke 83
1965	UCLA 91 Michigan 80
1966	Texas-El Paso 72 Kentucky 65
1967	UCLA 79 Dayton 64
1968	UCLA 78 North Carolina 55
1969	UCLA 92 Purdue 72
1970	UCLA 80 Jacksonville 69
1971	UCLA 68 Villanova 62†
1972	UCLA 81 Florida State 76
1973	UCLA 87 Memphis State 66
1974	North Carolina State 76 Marquette 64
1975	UCLA 92 Kentucky 85
1976	Indiana 86 Michigan 68
1977	Marquette 67 North Carolina 59
1978	Kentucky 94 Duke 88
1979	Michigan State 75 Indiana State 64
1980	Louisville 59 UCLA 54
1981	Indiana 63 North Carolina 50
1982	North Carolina 63 Georgetown 62
1983	North Carolina State 54 Houston 52
1984	Georgetown 84 Houston 75
1985	Villanova 66 Georgetown 64
1986	Louisville 72 Duke 69

†spot vacated because of ineligible athletes.

OTHER FINAL FOUR TEAMS (Listed in order of finish)

Year	Teams
1939	Oklahoma, Villanova
1940	Duquesne, Southern Cal
1941	Pitt, Arkansas
1942	Colorado, Kentucky
1943	Texas, DePaul
1944	Iowa State, Ohio State
1945	Arkansas, Ohio State
1946	Ohio State, Cal
1947	Texas, CCNY
1948	Holy Cross, Kansas State
1949	Illinois, Oregon State
1950	North Carolina State, Baylor
1951	Illinois, Oklahoma State
1952	Illinois, Santa Clara
1953	Washington, LSU
1954	Penn State, Southern Cal
1955	Colorado, Iowa
1956	Temple, SMU
1957	USF, Michigan State
1958	Temple, Kansas State
1959	Cincinnati, Louisville
1960	Cincinnati, NYU
1961	St. Joseph's, Utah
1962	Wake Forest, UCLA
1963	Duke, Oregon State
1964	Michigan, Kansas State
1965	Princeton, Wichita State
1966	Duke, Utah
1967	Houston, North Carolina
1968	Ohio State, Houston
1969	Drake, North Carolina
1970	New Mexico State, St. Bonaventure
1971	Western Kentucky*, Kansas
1972	North Carolina, Louisville
1973	Indiana, Providence
1974	UCLA, Kansas
1975	Louisville, Syracuse
1976	UCLA, Rutgers
1977	Nevada-Las Vegas, North Carolina-Charlotte
1978	Arkansas, Notre Dame
1979	DePaul, Penn
1980	Purdue, Iowa
1981	Virginia, LSU
1982	Houston, Louisville
1983	Georgia, Louisville
1984	Kentucky, Virginia
1985	Memphis State, St. John's
1986	Kansas, LSU

*Spot vacated because of ineligible athletes; 1939-45 and 1982-85 are considered ties.

Virginia	2-0	1965-66	1966-67
Volks A.C.	0-1	1927-28	1927-28
Wake Forest	0-1	1939-40	1939-40
Washington	0-2	1967-68	1967-68
Washington & Lee	1-0	1954-55	1954-55
West Virginia	0-1	1955-56	1955-56
Western Kentucky	1-13	1946-47	1966-67
William & Mary	1-0	1965-66	1965-66
Wisconsin	0-1	1985-86	1985-86
Wisconsin-Green Bay	1-0	1985-86	1985-86
Xavier	2-0	1955-56	1959-60
Yale	3-2	1950-51	1968-69
YMHA	2-0	1940-41	1948-49

Boldface indicates 1986-87 opponent

Site	Outstanding Player
Evanston, Ill.	None Selected
Kansas City, Mo.	Marvin Huffman (Indiana)
Kansas City, Mo.	John Kotz (Wisconsin)
Kansas City, Mo.	Howie Dallmar (Stanford)
New York	Ken Sailors (Wyoming)
New York	Arnold Ferrin (Utah)
New York	Bob Kurland (Oklahoma State)
New York	Bob Kurland (Oklahoma State)
New York	George Kaftan (Holy Cross)
New York	Alex Groza (Kentucky)
Seattle, Wash.	Alex Groza (Kentucky)
Seattle, Wash.	Irwin Dambrot (CCNY)
Minneapolis, Minn.	None Selected
Seattle, Wash.	Clyde Lovellette (Kansas)
Kansas City, Mo.	B.H. Born (Kansas)
Kansas City, Mo.	Tom Gola (LaSalle)
Kansas City, Mo.	Bill Russell (USF)
Evanston, Ill.	Hall Lear (Temple)
Kansas City, Mo.	Wilt Chamberlain (Kansas)
Louisville, Ky.	Elgin Baylor (Seattle)
Louisville, Ky.	Jerry West (West Virginia)
San Francisco	Jerry Lucas (Ohio State)
Kansas City, Mo.	Jerry Lucas (Ohio State)
Louisville, Ky.	Paul Hogue (Cincinnati)
Louisville, Ky.	Art Heyman (Duke)
Kansas City, Mo.	Walt Hazzard (UCLA)
Portland Ore.	Bill Bradley (Princeton)
College Park, Md.	Jerry Chambers (Utah)
Louisville, Ky.	Lew Alcindor (UCLA)
Los Angeles	Lew Alcindor (UCLA)
Louisville, Ky.	Lew Alcindor (UCLA)
College Park, Md.	Sidney Wicks (UCLA)
Houston	Howard Porter (Villanova)†
Los Angeles	Bill Walton (UCLA)
St. Louis, Mo.	Bill Walton (UCLA)
Greensboro, N.C.	David Thompson (N.C. State)
San Diego, Calif.	Richard Washington (UCLA)
Philadelphia	Kent Benson (Indiana)
Atlanta	Butch Lee (Marquette)
St. Louis, Mo.	Jack Givens (Kentucky)
Salt Lake City, Utah	Earvin Johnson (Michigan State)
Indianapolis, Ind.	Darrell Griffith (Louisville)
Philadelphia	Isiah Thomas (Indiana)
New Orleans	James Worthy (North Carolina)
Albuquerque, N.M.	Akeem Olajuwon (Houston)
Seattle, Wash.	Patrick Ewing (Georgetown)
Lexington, Ky.	Ed Pinckney (Villanova)
Dallas, Tx.	Pervis Ellison (Louisville)

1986 NCAA DIVISION I MEN'S BASKETBALL TOURNAMENT RESULTS

SOUTHEAST

First Round

Kentucky 75, Davidson 55
Western Kentucky 67, Nebraska 59
Alabama 97, Xavier (Ohio) 80
Illinois 75, Fairfield 51
Louisiana State 94, Purdue 87 (2OT)
Memphis State 95, Ball State 63
Villanova 71, Virginia Tech 62
Georgia Tech 68, Marist 53

Second Round

Kentucky 71, Western Kentucky 64
Alabama 58, Illinois 56
Louisiana State 83, Memphis State 81
Georgia Tech 66, Villanova 61

Regional Semifinals

Kentucky 68, Alabama 63
Louisiana State 70, Georgia Tech 64

Southeast Regional Championship

Louisiana State 59, Kentucky 57

WEST

First Round

St. John's 83, Montana State 74
Auburn 73, Arizona 63
Maryland 69, Pepperdine 64
Nevada-Las Vegas 74, Northeast Louisiana 51
Alabama-Birmingham 66, Missouri 64
North Carolina 84, Utah 72
Bradley 83, Texas-El Paso 65
Louisville 93, Drexel 73

Second Round

Auburn 81, St. John's 65
Nevada Las-Vegas 70, Maryland 64
North Carolina 77, Alabama-Birmingham 59
Louisville 82, Bradley 68

Regional Semifinals

Auburn 70, Nevada-Las Vegas 63
Louisville 94, North Carolina 79

West Regional Final

Louisville 84, Auburn 76

EAST

First Round

Duke 85, Mississippi Valley State 78
Old Dominion 72, West Virginia 64
DePaul 72, Virginia 68
Oklahoma 80, Northeastern 74
St. Joseph's (PA) 60, Richmond 59
Cleveland State 83, Indiana 79
Navy 87, Tulsa 68
Syracuse 101, Brown 52

Second Round

Duke 89, Old Dominion 61
DePaul 74, Oklahoma 69
Cleveland State 75, St. Joseph's (PA) 69
Navy 97, Syracuse 85

Regional Semifinals

Duke 74, DePaul 67
Navy 71, Cleveland State 70

East Regional Final

Duke 71, Navy 50

MIDWEST

First Round

Temple 61, Jacksonville 50 (OT)
Kansas 71, North Carolina A&T 46
Michigan State 72, Washington 70
Georgetown 70, Texas Tech 64
North Carolina State 66, Iowa 64
Arkansas-Little Rock 90, Notre Dame 83
Iowa State 81, Miami (Ohio) 79 (OT)
Michigan 70, Akron 64

Second Round

Kansas 65, Temple 43
Michigan State 80, Georgetown 68
North Carolina State 80, Arkansas-Little Rock 66 (2 OT)
Iowa State 72, Michigan 69

Regional Semifinals

Kansas 96, Michigan State 86 (OT)
North Carolina State 70, Iowa State 66

Midwest Regional Final

Kansas 75, North Carolina State 67

NCAA SEMIFINALS

Louisville 88, Louisiana State 77
Duke 71, Kansas 67

NCAA CHAMPIONSHIP GAME

Louisville 72, Duke 69


1986 NATIONAL INVITATION TOURNAMENT

OPENING ROUND

Texas Christian 76, Montana 69
McNeese St. 86, Dayton 75
Southwest Missouri 59, Pittsburgh 52
Providence 72, Boston University 69
George Mason 65, Lamar 63
Wyoming 79, Texas A&M 70
Texas 69, New Mexico 66
Florida 81, Southern Mississippi 71
Georgia 95, Tennessee-Chattanooga 81
Louisiana Tech 67, Northern Arizona 61
Loyola Marymount 80, California-Berkeley 75
California-Irvine 80, U.C.L.A. 74
Brigham Young 67, Southern Methodist 63
Marquette 79, Drake 59
Clemson 99, Middle Tennessee State 81
Ohio State 65, Ohio University 62

SECOND ROUND

Florida 77, Texas Christian 75
Clemson 77, Georgia 65
Providence 90, George Mason 71
Southern Mississippi 83, Marquette 69
Ohio State 71, Texas 65
Louisiana Tech 77, McNeese State 61
Wyoming 99, Loyola Marymount 90
Brigham Young 93, California-Irvine 80



1986 Basketball Weekly Freshman All-American Eric Brown was the Hurricanes' Most Valuable Player with team leading figures in scoring (16.4) and rebounding (7.4).

QUARTERFINALS

Louisiana Tech 64, Providence 63
Florida 54, Southwest Missouri 53
Wyoming 62, Clemson 57
Ohio State 79, Brigham Young 68

SEMIFINALS

at Madison Square Garden
Ohio State 79, Louisiana Tech 66
Wyoming 67, Florida 58

CHAMPIONSHIP

Ohio State 73, Wyoming 63

THIRD PLACE GAME

Louisiana Tech 67, Florida 62

UNITED PRESS INTERNATIONAL POLLS AND ALL AMERICA TEAMS Regular Season Only

1986

1. Duke
2. Kansas
3. St. John's
4. Kentucky
5. Michigan
6. Georgia Tech
7. Louisville
8. North Carolina
9. Syracuse
10. Nevada-Las Vegas
All-America
Len Bias, Maryland
Ken Walker, Kentucky
Walter Berry, St. John's
Scott Skiles, Michigan
State
Johnny Dawkins, Duke
Coach: Mike Krzyzewski
(Duke)

1981

1. DePaul
2. Oregon State
3. Virginia
4. LSU
5. Arizona State
6. North Carolina
7. Indiana
8. Kentucky
9. Notre Dame
10. Utah
All-America
Isiah Thomas (Indiana)
Danny Ainge (BYU)
Ralph Sampson (Virginia)*
Mark Aguirre (DePaul)
Kelly Tripucka (Notre
Dame)
Coach: Ralph Miller
(Oregon State)

1976

1. Indiana
2. Marquette
3. Rutgers
4. Nevada-Las Vegas
5. UCLA
6. North Carolina
7. Alabama
8. Notre Dame
9. Michigan
10. Washington
All-America
Scott May (Indiana)*
Adrian Dantley (Notre
Dame)
John Lucas (Maryland)
Richard Washington
(UCLA)
Kent Benson (Indiana)
Coach: Tom Young
(Rutgers)

1971

1. UCLA
2. Marquette
3. Penn
4. Kansas
5. Southern Cal
6. South Carolina
7. Western Kentucky
8. Kentucky
9. Fordham
10. Ohio State
All-America
Austin Carr (Notre Dame)*
Sidney Wicks (UCLA)
Artis Gilmore (Jacksonville)
Dean Meminger
(Marquette)
John Roche (South
Carolina)
Coach: Al McGuire
(Marquette)

1985

1. Georgetown
2. Michigan
3. St. John's
4. Memphis State
5. Oklahoma
6. Georgia Tech
7. North Carolina
8. Louisiana Tech
9. UNLV
10. Illinois
All-America
Patrick Ewing
(Georgetown)*
Chris Mullin (St. John's)
Keith Lee (Memphis State)
Wayman Tisdale
(Oklahoma)
Xavier McDaniel (Wichita
State)
Coach: Bill Frieder
(Michigan)

1980

1. DePaul
2. LSU
3. Kentucky
4. Louisville
5. Oregon State
6. Syracuse
7. Indiana
8. Maryland
9. Ohio State
10. Georgetown
All-America
Mark Aguirre (DePaul)*
Darrel Griffith (Louisville)
Kyle Macy (Kentucky)
Joe Barry Carroll (Purdue)
Michael Brooks (LaSalle)
Coach: Ray Meyer
(DePaul)

1975

1. Indiana
2. UCLA
3. Louisville
4. Kentucky
5. Maryland
6. Marquette
7. Arizona State
8. Alabama
9. North Carolina State
10. North Carolina
All-America
David Thompson (North
Carolina State)*
Adrian Dantley (Notre
Dame)
David Meyers (UCLA)
John Lucas (Maryland)
Scott May (Indiana)
Coach: Bobby Knight
(Indiana)

1970

1. Kentucky
2. UCLA
3. St. Bonaventure
4. New Mexico State
5. Jacksonville
6. South Carolina
7. Iowa
8. Notre Dame
9. Drake
10. Marquette
All-America
Pete Maravich (LSU)*
Bob Lanier (St.
Bonaventure)
Rick Mount (Purdue)
Calvin Murphy (Niagara)
Dan Issel (Kentucky)
Coach: John Wooden
(UCLA)

1984

1. North Carolina
2. Georgetown
3. Kentucky
4. DePaul
5. Houston
6. Illinois
7. Arkansas
8. Oklahoma
9. Texas-El Paso
10. Maryland
All-America
Michael Jordan (North
Carolina)*
Chris Mullin (St. John's)
Patrick Ewing
(Georgetown)
Sam Perkins (North
Carolina)
Wayman Tisdale
(Oklahoma)
Coach: Ray Meyer
(DePaul)

1979

1. Indiana State
2. UCLA
3. North Carolina
4. Michigan State
5. Notre Dame
6. Arkansas
7. Duke
8. DePaul
9. LSU
10. Syracuse
All-America
Larry Bird (Indiana State)*
David Greenwood (UCLA)
Mike Gminski (Duke)
Earvin "Magic" Johnson
(Michigan State)
Jim Spanarkel (Duke)
Coach: Eddie Sutton
(Indiana State)

1974

1. North Carolina State
2. UCLA
3. Notre Dame
4. Maryland
5. Marquette
6. Providence
7. Vanderbilt
8. North Carolina
9. Indiana
10. Kansas
All-America
Bill Walton (UCLA)*
David Thompson (North
Carolina State)
John Shumale (Notre
Dame)
Keith Wilkes (UCLA)
Marvin Barnes
(Providence)
Coach: Digger Phelps
(Notre Dame)

1969

1. UCLA
2. North Carolina
3. Davidson
4. Santa Clara
5. Kentucky
6. LaSalle
7. Purdue
8. St. John's
9. New Mexico State
10. Duquesne
All-America
Lew Alcindor (UCLA)*
Pete Maravich (LSU)
Rich Mount (Purdue)
Spencer Haywood (Detroit)
Calvin Murphy (Niagara)
Coach: John Wooden
(UCLA)

1983

1. Houston
2. Louisville
3. St. John's
4. Virginia
5. Missouri
6. Nevada-Las Vegas
7. UCLA
8. North Carolina
9. Arkansas
10. Kentucky
All-America
Michael Jordan (North
Carolina)
John Paxson (Notre Dame)
Ralph Sampson (Virginia)*
Sam Perkins (North
Carolina)
Keith Lee (Memphis State)
Coach: Jerry Tarkanian
(UNLV)

1978

1. Kentucky
2. USF
3. Marquette
4. New Mexico
5. Michigan State
6. Nevada-Las
Vegas
7. DePaul
8. Kansas
9. Duke
10. North Carolina
All-America
Butch Lee (Marquette)*
Phil Ford (North Carolina)
Mychal Thompson
(Minnesota)
Larry Bird (Indiana State)
David Greenwood (UCLA)
Coach: Eddie Sutton
(Arkansas)

1973

1. UCLA
2. North Carolina State
3. Long Beach State
4. Marquette
5. Providence
6. Indiana
7. (tie) Kansas State
SW Louisiana
9. Minnesota
10. Maryland
All-America
Bill Walton (UCLA)*
Ed Ratleff (Long Beach
State)
David Thompson (North
Carolina State)
Doug Collins (Illinois State)
Dwight Lamar (SW
Louisiana)
Coach: John Wooden
(UCLA)

1968

1. Houston
2. UCLA
3. St. Bonaventure
4. North Carolina
5. Princeton
6. Columbia
7. New Mexico
8. Louisville
9. Davidson
10. Marquette
All-America
Elvin Hayes (Houston)*
Lew Alcindor (UCLA)
Pete Maravich (LSU)
Wes Unseld (Louisville)
Larry Miller (North
Carolina)
Coach: Guy V. Lewis
(Houston)

1982

1. North Carolina
2. DePaul
3. Virginia
4. Oregon State
5. Missouri
6. Minnesota
7. Georgetown
8. Idaho
9. Memphis State
10. Fresno State
All-America
Eric Floyd
(Georgetown)
Quintin Dailey (USF)
Ralph Sampson
(Virginia)*
Terry Cummings
(DePaul)
James Worthy (North
Carolina)
Coach: Norm Steward
(Missouri)

1977

1. Michigan
2. USF
3. North Carolina
4. UCLA
5. Kentucky
6. Nevada-Las
Vegas
7. Arkansas
8. Tennessee
9. Syracuse
10. Utah
All-America
Marques Johnson
(UCLA)*
Rickey Green
(Michigan)
Kent Benson (Indiana)
Bernard King
(Tennessee)
Otis Birdsong
(Houston)
Coach: Bob Gaillard
(USF)

1972

1. UCLA
2. North Carolina
3. Penn
4. Louisville
5. South Carolina
6. Long Beach State
7. Marquette
8. SW Louisiana
9. BYU
10. Florida State
All-America
Bill Walton (UCLA)*
Henry Bibby (UCLA)
Dwight Lamar (SW
Louisiana)
Jim Chones
(Marquette)
Ed Ratleff (Long
Beach State)
Coach: John Wooden
(UCLA)

1967

1. UCLA
2. Louisville
3. North Carolina
4. Kansas
5. Princeton
6. Houston
7. Western Kentucky
8. Texas-El Paso
9. Tennessee
10. Boston College
All-America
Lew Alcindor (UCLA)*
Elvin Hayes (Houston)
Jimmy Walker
(Providence)
Wes Unseld
(Louisville)
Bob Lloyd (Rutgers)
Coach: John Wooden
(UCLA)

1966

1. Kentucky
2. Duke
3. Texas-El Paso
4. Kansas
5. Loyola-Chicago
6. St. Joseph's
7. Michigan
8. Vanderbilt
9. Cincinnati
10. Providence

All-America

Cazzie Russell (Michigan)*
Clyde Lee (Vanderbilt)
Jimmy Walker (Providence)
Dave Schellhase (Purdue)
Dave Bing (Syracuse)
Coach: Adolph Rupp
(Kentucky)

1961

1. Ohio State
2. Cincinnati
3. St. Bonaventure
4. Kansas State
5. Southern Cal
6. North Carolina
7. Bradley
8. St. John's
9. Duke
10. Wake Forest

All-America

Jerry Lucas (Ohio State)*
Tom Stith (St. Bonaventure)
Terry Dischinger (Purdue)
Roger Kaiser (Georgia Tech)
Chet Walker (Bradley)
Coach: Fred Taylor (Ohio State)

1956

1. USF
2. North Carolina State
3. Dayton
4. Iowa
5. Alabama
6. SMU
7. Louisville
8. Illinois
9. UCLA
10. Vanderbilt

All-America

Bill Russell (USF)*
Si Green (Duquesne)
Robin Freeman (Ohio State)
Darrell Floyd (Furman)
K.C. Jones (USF)
Coach: Phil Woolpert
(USF)

1951

1. Kentucky
2. Oklahoma State
3. Kansas State
4. Illinois
5. Columbia
6. Bradley
7. North Carolina State
8. Indiana
9. St. John's
10. BYU

All-America

Bill Mikvy (Temple)
Sam Ranzino (North Carolina State)
Bill Spivey (Kentucky)
Gene Melchiorre (Bradley)
Clyde Lovellette (Kansas)

(Player of Year Indicated*)

1965

1. Michigan
2. UCLA
3. St. Joseph's
4. Providence
5. Vanderbilt
6. BYU
7. Davidson
8. Minnesota
9. Duke
10. USF

All-America

Bill Bradley (Princeton)*
Cazzie Russell (Michigan)
Gail Goodrich (UCLA)
Bill Bradley (Princeton)
Rick Barry (Miami-Florida)
Coach: Dave Strack
(Michigan)

1960

1. California
2. Cincinnati
3. Ohio State
4. Bradley
5. Utah
6. West Virginia
7. Utah State
8. Georgia Tech
9. Villanova
10. Indiana

All-America

Jerry West (West Virginia)
Oscar Robertson (Cincinnati)*
Bailey Howell (Mississippi State)
Bob Boozer (Kansas State)
Jerry West (West Virginia)
Don Hannon (Pitt)
Coach: Adolph Rupp
(Kentucky)

1955

1. USF
2. Kentucky
3. LaSalle
4. Utah
5. Iowa
6. North Carolina State
7. Duquesne
8. Oregon State
9. Marquette
10. Dayton

All-America

Tom Gola (LaSalle)*
Bill Russell (USF)
Dick Garmaker (Minnesota)
Si Green (Duquesne)
Dick Ricketts (Duquesne)
Coach: Phil Woolpert
(USF)

1954

1. Indiana
2. Kentucky
3. Duquesne
4. Oklahoma State
5. Notre Dame
6. Western Kentucky
7. Kansas
8. LSU
9. Holy Cross
10. Iowa

All-America

Frank Selvy (Furman)
John Schlundt (Indiana)
Tom Gola (LaSalle)
Cliff Hagan (Kentucky)
Bob Pettit (LSU)

1953

1. Indiana
2. Washington
3. LaSalle
4. Seton Hall
5. Kansas
6. LSU
7. Oklahoma State
8. North Carolina State
9. Kansas State
10. Illinois

All-America

Walter Dukes (Seton Hall)
John O'Brien (Seattle)
Bob Houbregs (Washington)
Tom Gola (LaSalle)
Ernie Beck (Penn)

1963

1. Cincinnati
2. Duke
3. Arizona State
4. Loyola-Chicago
5. Illinois
6. Wichita State
7. Wake Forest
8. Ohio State
9. Colorado
10. Stanford

All-America

Art Heyman (Duke)*
Ron Bonham (Cincinnati)
Jerry Harkness (Loyola-Chicago)
Gary Bradds (Ohio State)
Tom Thacker (Cincinnati)
Coach: Ed Jucker
(Cincinnati)

1958

1. West Virginia
2. Cincinnati
3. USF
4. Kansas State
5. Temple
6. Maryland
7. Notre Dame
8. Kansas
9. Dayton
10. Indiana

All-America

Wilt Chamberlain (Kansas)
Oscar Robertson (Cincinnati)*
Elgin Baylor (Seattle)
Guy Rodgers (Temple)
Don Hannon (Pitt)
Coach: Tex Winter (Kansas State)

1952

1. Kentucky
2. Illinois
3. Kansas
4. Duquesne
5. Washington
6. Kansas State
7. St. Louis
8. Iowa
9. St. John's
10. Wyoming

All-America

Chuck Darling (Iowa)
Mark Workman (West Virginia)
Clyde Lovellette (Kansas)
Dick Groat (Duke)
Cliff Hagan (Kentucky)

1962

1. Ohio State
2. Cincinnati
3. Kentucky
4. Mississippi State
5. Kansas State
6. Bradley
7. Wake Forest
8. Colorado
9. Bowling Green
10. Utah

All-America

Jerry Lucas (Ohio State)*
Terry Dischinger (Purdue)
Bill McGill (Utah)
Chet Walker (Bradley)
John Havlicek (Ohio State)
Coach: Fred Taylor
(Ohio State)

1957

1. North Carolina
2. Kansas
3. Kentucky
4. SMU
5. Seattle
6. California
7. Michigan State
8. Louisville
9. UCLA
10. St. Louis

All-America

Wilt Chamberlain (Kansas)
Oscar Robertson (Cincinnati)*
Chet Forte (Columbia)*
Lenny Rosenbluth (North Carolina)
Grady Wallace (South Carolina)
Rod Hundley (West Virginia)
Coach: Frank McGuire
(North Carolina)

ASSOCIATED PRESS POLLS AND ALL AMERICA TEAMS Regular Season Only

1986

1. Duke
2. Kansas
3. Kentucky
4. St. John's
5. Michigan
6. Georgia Tech
7. Louisville
8. North Carolina
9. Syracuse
10. Notre Dame

All-America

Len Bias, Maryland
Kenny Walker, Kentucky
Walter Berry, St. John's
Steve Alford, Indiana
Johnny Dawkins, Duke
Coach: Eddie Sutton
(Kentucky)

1981

1. DePaul
2. Oregon State
3. Virginia
4. LSU
5. Arizona State
6. North Carolina
7. Indiana
8. Kentucky
9. Notre Dame
10. Utah

All-America

Isiah Thomas (Indiana)
Danny Ainge (BYU)
Ralph Sampson (Virginia)*
Mark Aguirre (DePaul)
Kelly Tripucka (Notre Dame)
Coach: Ralph Miller
(Oregon State)

1976

1. Indiana
2. Marquette
3. Rutgers
4. Nevada-Las Vegas
5. UCLA
6. North Carolina
7. Alabama
8. Notre Dame
9. Michigan
10. Washington

All-America

Scott May (Indiana)*
Adrian Dantley (Notre Dame)
John Lucas (Maryland)
Richard Washington (UCLA)
Kent Benson (Indiana)
Coach: Tom Young
(Rutgers)

1971

1. UCLA
2. Marquette
3. Penn
4. Kansas
5. Southern Cal
6. South Carolina
7. Western Kentucky
8. Kentucky
9. Fordham
10. Ohio State

All-America

Austin Carr (Notre Dame)*
Sidney Wicks (UCLA)
Artis Gilmore (Jacksonville)
Dean Meminger (Marquette)
John Roche (South Carolina)
Coach: Al McGuire
(Marquette)

1985

1. Georgetown
2. Michigan
3. St. John's
4. Oklahoma
5. Memphis State
6. Georgia Tech
7. North Carolina
8. Louisiana Tech
9. UNLV
10. Duke

All-America

Patrick Ewing (Georgetown)*
Chris Mullin (St. John's)
Wayman Tisdale (Oklahoma)
Keith Lee (Memphis State)
Xavier McDaniel (Wichita State)
Coach: Bill Frieder
(Michigan)

1980

1. DePaul
2. LSU
3. Kentucky
4. Louisville
5. Oregon State
6. Syracuse
7. Indiana
8. Maryland
9. Ohio State
10. Georgetown

All-America

Mark Aguirre (DePaul)*
Darrell Griffith (Louisville)
Kyle Macy (Kentucky)
Joe Barry Carroll (Purdue)
Michael Brooks (LaSalle)
Coach: Ray Meyer
(DePaul)

1975

1. Indiana
2. UCLA
3. Louisville
4. Kentucky
5. Maryland
6. Marquette
7. Arizona State
8. Alabama
9. North Carolina State
10. North Carolina

All-America

David Thompson (North Carolina State)*
Adrian Dantley (Notre Dame)
David Meyers (UCLA)
John Lucas (Maryland)
Scott May (Indiana)
Coach: Bobby Knight
(Indiana)

1970

1. Kentucky
2. UCLA
3. St. Bonaventure
4. Santa Clara
5. Jacksonville
6. South Carolina
7. Iowa
8. Notre Dame
9. Drake
10. Marquette

All-America

Pete Maravich (LSU)*
Bob Lanier (St. Bonaventure)
Rick Mount (Purdue)
Calvin Murphy (Niagara)
Dan Issel (Kentucky)
Coach: John Wooden
(UCLA)

1984

1. North Carolina
2. Georgetown
3. Kentucky
4. DePaul
5. Houston
6. Illinois
7. Arkansas
8. Oklahoma
9. Texas-El Paso
10. Maryland

All-America

Michael Jordan (North Carolina)*
Chris Mullin (St. John's)
Patrick Ewing (Georgetown)
Sam Perkins (North Carolina)
Wayman Tisdale (Oklahoma)
Coach of the Year: Ray Meyer (DePaul)

1979

1. Indiana State
2. UCLA
3. North Carolina
4. Michigan State
5. Notre Dame
6. Arkansas
7. Duke
8. DePaul
9. LSU
10. Syracuse

All-America

Butch Lee (Indiana State)*
David Greenwood (UCLA)
Mychal Thompson (Minnesota)
Earvin "Magic" Johnson (Michigan State)
Jim Spanakel (Duke)
Coach: Eddie Sutton
(Indiana State)

1974

1. North Carolina State
2. UCLA
3. Notre Dame
4. Maryland
5. Marquette
6. Providence
7. Vanderbilt
8. North Carolina
9. Indiana
10. Kansas

All-America

Bill Walton (UCLA)*
David Thompson (North Carolina State)
John Shumate (Notre Dame)
Keith Wilkes (UCLA)
Marvin Barnes (Providence)
Coach: Digger Phelps
(Notre Dame)

1969

1. UCLA
2. North Carolina
3. Davidson
4. Santa Clara
5. Kentucky
6. LaSalle
7. Purdue
8. St. John's
9. New Mexico State
10. Duquesne

All-America

Lew Alcindor (UCLA)*
Pete Maravich (LSU)
Rich Mount (Purdue)
Spencer Haywood (Detroit)
Calvin Murphy (Niagara)
Coach: John Wooden
(UCLA)

1983

1. Houston
2. Louisville
3. St. John's
4. Virginia
5. Indiana
6. Nevada-Las Vegas
7. UCLA
8. North Carolina
9. Arkansas
10. Kentucky

All-America

Michael Jordan (North Carolina)
John Paxson (Notre Dame)
Ralph Sampson (Virginia)*
Sam Perkins (North Carolina)
Keith Lee (Memphis State)
Coach of the Year: Jerry Tarkanian (UNLV)

1978

1. Kentucky
2. UCLA
3. Marquette
4. New Mexico
5. Michigan State
6. Arkansas
7. DePaul
8. Kansas
9. Duke
10. North Carolina

All-America

Butch Lee (Marquette)*
Phil Ford (North Carolina)
Mychal Thompson (Minnesota)
Larry Bird (Indiana State)
David Greenwood (UCLA)
Coach: Eddie Sutton
(Arkansas)

1973

1. UCLA
2. North Carolina State
3. Long Beach State
4. Marquette
5. Providence
6. Indiana
7. (tie) Kansas State
8. SW Louisiana
9. Minnesota
10. Maryland

All-America

Bill Walton (UCLA)*
Ed Ratleff (Long Beach State)
David Thompson (North Carolina State)
Doug Collins (Illinois State)
Dwight Lamar (SW Louisiana)
Coach: John Wooden
(UCLA)

1968

1. Houston
2. North Carolina
3. St. Bonaventure
4. Kansas
5. Princeton
6. Houston
7. New Mexico
8. Texas-El Paso
9. Davidson
10. Marquette

All-America

Elvin Hayes (Houston)*
Lew Alcindor (UCLA)
Pete Maravich (LSU)
Wes Unseld (Louisville)
Larry Miller (North Carolina)
Coach: Guy V. Lewis
(Houston)

1982

1. North Carolina
2. DePaul
3. Virginia
4. Oregon State
5. Missouri
6. Minnesota
7. Georgetown
8. Idaho
9. Memphis State
10. Fresno State

All-America

Eric Floyd (Georgetown)
Quintin Dailey (USF)
Ralph Sampson (Virginia)*
Terry Cummings (DePaul)
James Worthy (North Carolina)
Coach: Norm Steward
(Missouri)

1977

1. Michigan
2. USF
3. North Carolina
4. UCLA
5. Kentucky
6. Nevada-Las Vegas
7. Arkansas
8. Tennessee
9. Syracuse
10. Utah

All-America

Marques Johnson (UCLA)*
Rickey Green (Michigan)
Kent Benson (Indiana)
Bernard King (Tennessee)
Otis Birdsong (Houston)
Coach: Bob Gaillard
(USF)

1972

1. UCLA
2. North Carolina
3. Penn
4. Louisville
5. South Carolina
6. Long Beach State
7. Marquette
8. SW Louisiana
9. BYU
10. Florida State

All-America

Bill Walton (UCLA)*
Henry Bibby (UCLA)
Dwight Lamar (SW Louisiana)
Jim Chones (Marquette)
Ed Ratleff (Long Beach State)
Coach: John Wooden
(UCLA)

1967

1. UCLA
2. Louisville
3. North Carolina
4. Kansas
5. Princeton
6. Houston
7. Western Kentucky
8. Texas-El Paso
9. Tennessee
10. Boston College

All-America

Lew Alcindor (UCLA)*
Elvin Hayes (Houston)
Jimmy Walker (Providence)
Wes Unseld (Louisville)
Bob Lloyd (Rutgers)
Coach: John Wooden
(UCLA)

1966

1. Kentucky
 2. Duke
 3. Texas-El Paso
 4. Kansas
 5. Loyola-Chicago
 6. St. Joseph's
 7. Michigan
 8. Vanderbilt
 9. Cincinnati
 10. Providence
- All-America**
Cazzie Russell (Michigan)*
Clyde Lee (Vanderbilt)
Jimmy Walker (Providence)
Dave Schellhase (Purdue)
Dave Bing (Syracuse)
Coach: Adolph Rupp (Kentucky)

1961

1. Ohio State
 2. Cincinnati
 3. St. Bonaventure
 4. Kansas State
 5. Southern Cal
 6. North Carolina
 7. Bradley
 8. St. John's
 9. Duke
 10. Wake Forest
- All-America**
Jerry Lucas (Ohio State)*
Tom Stith (St. Bonaventure)
Terry Dischinger (Purdue)
Roger Kaiser (Georgia Tech)
Chet Walker (Bradley)
Coach: Fred Taylor (Ohio State)

1956

1. USF
 2. North Carolina State
 3. Dayton
 4. Iowa
 5. Alabama
 6. SMU
 7. Louisville
 8. Illinois
 9. UCLA
 10. Vanderbilt
- All-America**
Bill Russell (USF)*
Si Green (Duquesne)
Robin Freeman (Ohio State)
Darrrell Floyd (Furman)
K.C. Jones (USF)
Coach: Phil Woolpert (USF)

1951

1. Kentucky
 2. Oklahoma State
 3. Kansas State
 4. Illinois
 5. Columbia
 6. Bradley
 7. North Carolina State
 8. Indiana
 9. St. John's
 10. BYU
- All-America**
Bill Mikvy (Temple)
Sam Ranzino (North Carolina State)
Bill Spivey (Kentucky)
Gene Melchiorre (Bradley)
Clyde Lovellette (Kansas)

(Player of Year Indicated*)

1965

1. Michigan
 2. UCLA
 3. St. Joseph's
 4. Providence
 5. Vanderbilt
 6. BYU
 7. Davidson
 8. Minnesota
 9. Duke
 10. USF
- All-America**
Bill Bradley (Princeton)*
Cazzie Russell (Michigan)
Gail Goodrich (UCLA)
Fred Hetzel (Davidson)
Rick Barry (Miami-Florida)
Coach: Dave Strack (Michigan)

1960

1. California
 2. Cincinnati
 3. Ohio State
 4. Bradley
 5. Utah
 6. West Virginia
 7. Utah State
 8. Georgia Tech
 9. Villanova
 10. Indiana
- All-America**
Jerry West (West Virginia)
Oscar Robertson (Cincinnati)*
Jerry Lucas (Ohio State)
Darryl Imhoff (Cal)
Tom Stith (St. Bonaventure)
Coach: Pete Newell (Cal)

1955

1. USF
 2. Kentucky
 3. LaSalle
 4. Utah
 5. Iowa
 6. North Carolina State
 7. Duquesne
 8. Oregon State
 9. Marquette
 10. Dayton
- All-America**
Tom Gola (LaSalle)*
Bill Russell (USF)
Dick Garmaker (Minnesota)
Si Green (Duquesne)
Dick Ricketts (Duquesne)
Coach: Phil Woolpert (USF)

1950

1. Bradley
 2. Ohio State
 3. Kentucky
 4. Holy Cross
 5. North Carolina State
 6. Duquesne
 7. UCLA
 8. Western Kentucky
 9. St. John's
 10. LaSalle
- All-America**
Bob Cousy (Holy Cross)
Dick Schnittker (Ohio State)
Paul Arizon (Villanova)
Paul Unruh (Bradley)
Kevin O'Shea (Notre Dame)

1964

1. UCLA
 2. Michigan
 3. Kentucky
 4. Duke
 5. Oregon State
 6. Wichita State
 7. Villanova
 8. Loyola-Chicago
 9. Texas-El Paso
 10. Davidson
- All-America**
Gary Bradds (Ohio State)*
Wall Hazzard (UCLA)
Cotton Nash (Kentucky)
Bill Bradley (Princeton)
Dave Stallworth (Wichita State)
Coach: John Wooden (UCLA)

1959

1. Kansas State
 2. Kentucky
 3. Michigan State
 4. Cincinnati
 5. North Carolina State
 6. (tie) North Carolina
 7. Mississippi State
 8. Bradley
 9. California
 10. Auburn
- All-America**
Oscar Robertson (Cincinnati)*
Bailey Howell (Mississippi State)
Bob Boozer (Kansas State)
Jerry West (West Virginia)
Don Hannon (Pitt)
Coach: Adolph Rupp (Kentucky)

1954

1. Indiana
 2. Kentucky
 3. Duquesne
 4. Oklahoma State
 5. Notre Dame
 6. Western Kentucky
 7. Kansas
 8. LSU
 9. Holy Cross
 10. Iowa
- All-America**
Frank Selvy (Furman)
John Schlundt (Indiana)
Tom Gola (LaSalle)
Cliff Hagan (Kentucky)
Bob Pettit (LSU)

1949

1. Kentucky
 2. Oklahoma State
 3. St. Louis
 4. Illinois
 5. Western Kentucky
 6. Minnesota
 7. Bradley
 8. USF
 9. Tulane
 10. Bowling Green
- All-America**
Tony Lavelli (Yale)
Vince Boryla (Denver)
Alex Groza (Kentucky)
Ed Macauley (St. Louis)
Ralph Beard (Kentucky)

1963

1. Cincinnati
 2. Duke
 3. Arizona State
 4. Loyola-Chicago
 5. Illinois
 6. Wichita State
 7. Mississippi State
 8. Ohio State
 9. Colorado
 10. Stanford
- All-America**
Art Heyman (Duke)*
Ron Bonham (Cincinnati)
Jerry Harkness (Loyola-Chicago)
Gary Bradds (Ohio State)
Tom Thacker (Cincinnati)
Coach: Ed Jucker (Cincinnati)

1958

1. West Virginia
 2. Cincinnati
 3. USF
 4. Kansas State
 5. Temple
 6. Maryland
 7. Notre Dame
 8. Kansas
 9. Dayton
 10. Indiana
- All-America**
Wilt Chamberlain (Kansas)
Oscar Robertson (Cincinnati)*
Elgin Baylor (Seattle)
Guy Rodgers (Temple)
Don Hannon (Pitt)
Coach: Tex Winter (Kansas State)

1953

1. Indiana
 2. Washington
 3. LaSalle
 4. Seton Hall
 5. Kansas
 6. LSU
 7. Oklahoma State
 8. North Carolina State
 9. Kansas State
 10. Illinois
- All-America**
Walter Dukes (Seton Hall)
John O'Brien (Seattle)
Bob Houbregs (Washington)
Tom Gola (LaSalle)
Ernie Beck (Penn)

1962

1. Ohio State
 2. Cincinnati
 3. Kentucky
 4. Mississippi State
 5. Kansas State
 6. Bradley
 7. Wake Forest
 8. Colorado
 9. Bowling Green
 10. Utah
- All-America**
Jerry Lucas (Ohio State)*
Terry Dischinger (Purdue)
Bill McGill (Utah)
Chet Walker (Bradley)
John Havlicek (Ohio State)
Coach: Fred Taylor (Ohio State)

1957

1. North Carolina
 2. Kansas
 3. Kentucky
 4. SMU
 5. Seattle
 6. California
 7. Michigan State
 8. Louisville
 9. UCLA
 10. St. Louis
- All-America**
Wilt Chamberlain (Kansas)
Oscar Robertson (Cincinnati)*
Chet Forte (Columbia)*
Lenny Rosenbluth (North Carolina)
Grady Wallace (South Carolina)
Rod Hundley (West Virginia)
Coach: Frank McGuire (North Carolina)

1952

1. Kentucky
 2. Illinois
 3. Kansas
 4. Duquesne
 5. Washington
 6. Kansas State
 7. St. Louis
 8. Iowa
 9. St. John's
 10. Wyoming
- All-America**
Chuck Darling (Iowa)
Mark Workman (West Virginia)
Clyde Lovellette (Kansas)
Dick Groat (Duke)
Cliff Hagan (Kentucky)

HOMES OF THE HURRICANES

JAMES L. KNIGHT CENTER/ MIAMI CONVENTION CENTER

DEDICATED: September, 1982

BASKETBALL CAPACITY: 5,109

GENERAL MANAGER:

Roger Dixon

DIRECTOR OF OPERATIONS:

Doug Tober

TELEPHONE NUMBER:



(305) 372-0277

ADDRESS: 400 S.E. 2nd Avenue

Miami, Florida 33131

LARGEST ALL-TIME UM HOME CROWD:

A crowd of 6,524 turned out to see the Hurricanes defeat Florida State, 82-75, in 1965 at the Miami Beach Convention Hall.



KNIGHT SPORTS COMPLEX

The most visible sign of the roundball resurrection at the University of Miami can be seen right on the Coral Gables campus, where the newly completed Knight Sports Complex recently opened its doors for operation.

Dedicated November 12, 1985, the new structure was made possible through a gift from the James L. Knight Charitable Trust. The facility houses the offices for the men's basketball staff, while also serving as a home court to most of the Hurricane women's basketball games. The Knight Sports Complex is located between the Hecht Athletic Center and the Greentree Practice Field and Track.

Other features which benefit the entire athletic program at the UM include an expanded weight training room which more than doubles the size of the existing strength training area; lockerrooms for men's and women's basketball; a lecture room capable of seating more than one hundred student athletes that serves several academic and meeting purposes; and an indoor jogging area which surrounds the basketball floors.

AMI. Our winning team is always behind yours

Whether we're providing outstanding medical care to South Floridians or helping to keep Hurricanes basketball alive, you can always count on the American Medical International hospitals when you need us.

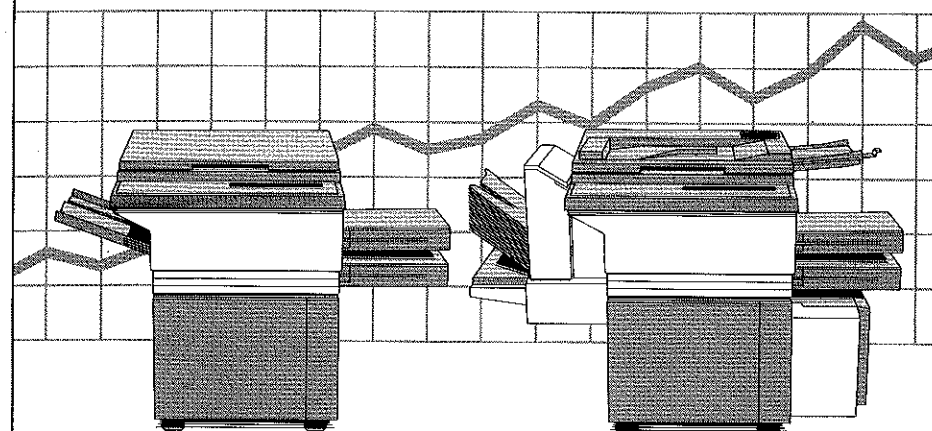
That's because we've got five great team members:

AMI Kendall Regional Medical Center
AMI North Ridge General Hospital
AMI Palmetto General Hospital
AMI Parkway Regional Medical Center
and AMI Southeastern Medical Center

Together, we'll keep reaching for new heights

AMI Kendall Regional Medical Center, 11750 Bird Road, Miami, (305) 223-3000
AMI North Ridge General Hospital, 5757 North Dixie Highway, Ft. Lauderdale, (305) 776-6000
AMI Palmetto General Hospital, 2001 West 68th Street, Hialeah, (305) 823-5000
AMI Parkway Regional Medical Center, 160 NW 170th Street, North Miami Beach, (305) 651-1100
AMI Southeastern Medical Center, 1750 NE 167th Street, North Miami Beach, (305) 945-5400

The Savin V-35.



A copier for today... and tomorrow.

The business world of today demands a greater range of copier capabilities than ever before. And the need of any given business for special capabilities is always likely to change tomorrow.

For these two reasons Savin has invested 25 years of technological innovation and experience into building its most versatile, flexible copier available: The Savin V-35.

While the V-35 has many state-of-the-art features built into it—like automatic reduction and enlargement, a "memory" that helps you pre-program any copying job, and copy interrupt—there are still more valuable features that can be incorporated at any time.

Whenever it becomes appropriate to your business, you can add a 20 bin

sorter, an automatic document feed, automatic duplexing, image shift, a 2,500 sheet paper tray, or a color bank system that works with Savin's liquid toner technology to deliver color copies—even transparencies—at the push of a button.

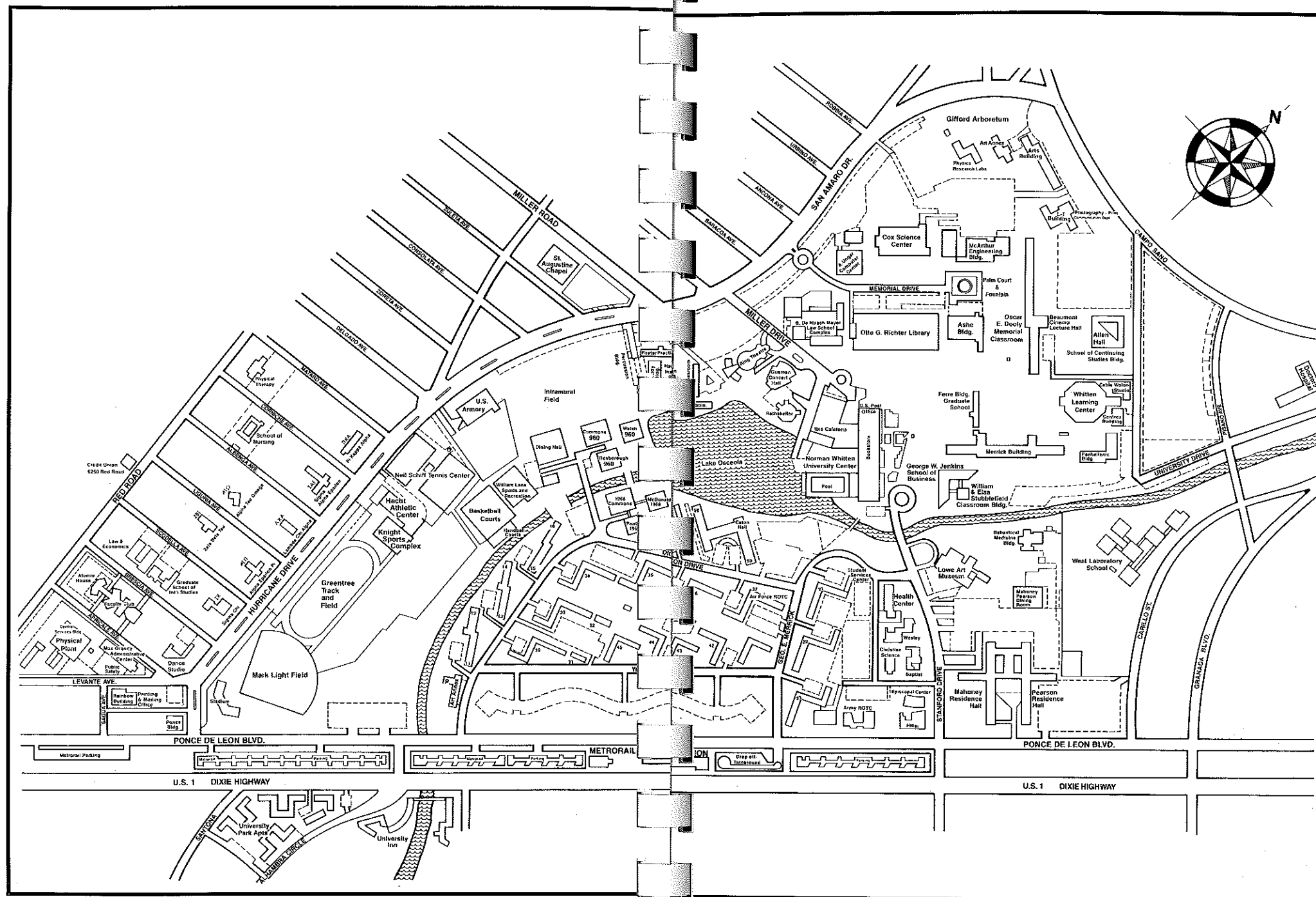
The Savin V-35 represents a new breed of copier. With versatility for today, and flexibility for tomorrow.

Visit or call today and ask about the Savin V-35 copier. It's well worth looking into.

savin Florida
THE DEPENDABLE DECISION
DADE 591-8000
BROWARD 525-1405

University of Miami © 9/85

Coral Gables Campus



NOVEMBER 1986

SUNDAY	MONDAY	TUESDAY	WEDNESDAY	THURSDAY	FRIDAY	SATURDAY
PLAYER'S NAME INDICATES BIRTHDAY Dolphins at Oilers (H)	MBB-Men's Basketball WBB-Women's Basketball FB-Football					FB-FSU (H)
2	3	4	5	6	7	8
9	10	11	12	13	14	15
Dolphins at Bills	Dolphins at Browns Tip-Off Banquet		MBB-Exhibition Game vs. Australian All-Star Team		Mike Noblet	FB-vs. Tulsa (H)
16	17	18	19	20	21	22
Dolphins vs. Falcons (H)	Dolphins vs. Jets (H)			Thanksgiving FB-vs. East Carolina (H)	MBB-AMI CLASSIC (Miami, Penn St., LaSalle, Central Florida) WBB-Sunshine Doubleheader at FIU	MBB-AMI CLASSIC WBB-Sunshine Doubleheader at FIU
23	24	25	26	27	28	29
30						

DECEMBER 1986

SUNDAY	MONDAY	TUESDAY	WEDNESDAY	THURSDAY	FRIDAY	SATURDAY
PLAYER'S NAME INDICATES BIRTHDAY Dolphins at Saints	MBB-Men's Basketball WBB-Women's Basketball FB-Football			WBB-Granbling (H)		MBB-at North Carolina WBB-Kentucky (H)
7	8	9	10	11	12	13
MBB-Windthrop Dolphins at Rams	Final Exams WBB-Florida State (H)	Final Exams	Final Exams	Final Exams	WBB-at Michigan State Tournament (BYU, Central Michigan, Miami, Michigan State)	MBB-Dartmouth (H) WBB-at Michigan State Tourney
14	15	16	17	18	19	20
21	22	23	24	25	26	27
WBB-Orange Bowl/ Burger King Women's Invitational	MBB-Duke (H) WBB-Minnesota (H) Doubleheader Dolphins vs. Jets (H)	MBB-Palm Beach Hurricane Classic				WBB-Orange Bowl/ Burger King Women's Invitational (Miami, N. Carolina, Ohio State, St. Joseph's, USC, Temple, Texas, Tenn.)
28	29	30	31			


JANUARY 1987

SUNDAY	MONDAY	TUESDAY	WEDNESDAY	THURSDAY	FRIDAY	SATURDAY
PLAYER'S NAME INDICATES BIRTHDAY						
WBB-Miami Burger King Classic	WBB-Men's Basketball WBB-Women's Basketball FB-Football				WBB-Miami Burger King Classic (Auburn, Cleve. St., F.U. Holy Cross, Iona, LSU, Maryland, Miami)	MBB-Wisconsin Green Bay (H) WBB-Miami Burger King Classic
4	MBB-St. Francis (H)	5	6	7	8	9
11		12	13	14	15	16
18	Tito Horford	19	20	21	22	23
25		26	27	28	29	30
						31


FEBRUARY 1987

SUNDAY	MONDAY	TUESDAY	WEDNESDAY	THURSDAY	FRIDAY	SATURDAY
PLAYER'S NAME INDICATE BIRTHDAY						
1	MBB-Men's Basketball WBB-Women's Basketball FB-Football		MBB-Florida State (H)		Darrell Glenn	MBB-at Navy (Baltimore Civic Center) WBB-at Notre Dame
8	WBB-at Northern Illinois	MBB-at Fall High Dickinson (The Meadowlands)		Tim Harvey		MBB-Dayton (H) WBB-South Florida (H) *doubleheader
15	MBB-Armstrong State (H)		MBB-Florida International (H) WBB-Florida International (H) *doubleheader			MBB-at Florida
22						MBB-Coppin State (H) WBB-at Northern Lights Inv.


SUNDAY	MONDAY	TUESDAY	WEDNESDAY	THURSDAY	FRIDAY	SATURDAY
PLAYER'S NAME INDICATES BIRTHDAY WBB-at Northern Lights Inv.	1	2	3	4	5	6
7	8	9	10	11	12	13
14	15	16	17	18	19	20
21	22	23	24	25	26	27
28	29	30	31	32	33	34




3 Kevin Presto
G 5-11 So.
Kennewick, WA




15 Darrell Glenn
G 6-3 So.
Indianapolis, IN




32 Eric Brown
F 6-6 So.
Brooklyn, NY




35 Lemuel Howard
F 6-6 Fr.
Atlanta, GA



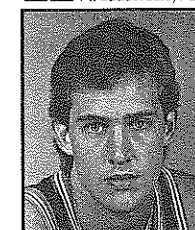
45 Mark Richardson
C 6-10 So.
Rocky Mount, NC



5 Joel Warren
G 6-5 So.
Princeton, IN



22 Frank Kirkman
F 6-7 Fr.
Ft. Lauderdale, FL




33 **Bob**
Schneckenberg
F 6-6 Sr.
Orlando, FL




42 Mike Noblet
F 6-6 Sr.
Coral Springs, FL




50 Tito Horford
C 7-1 Fr.
LaRomana,
Dominican Republic




10 **Bryan Hughes**
G 6-1 So.
Riviera Beach, FL



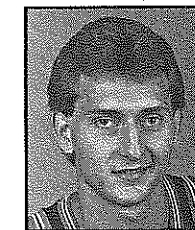
23 Dennis Burns
G 6-6 So.
Sicklerville, NJ



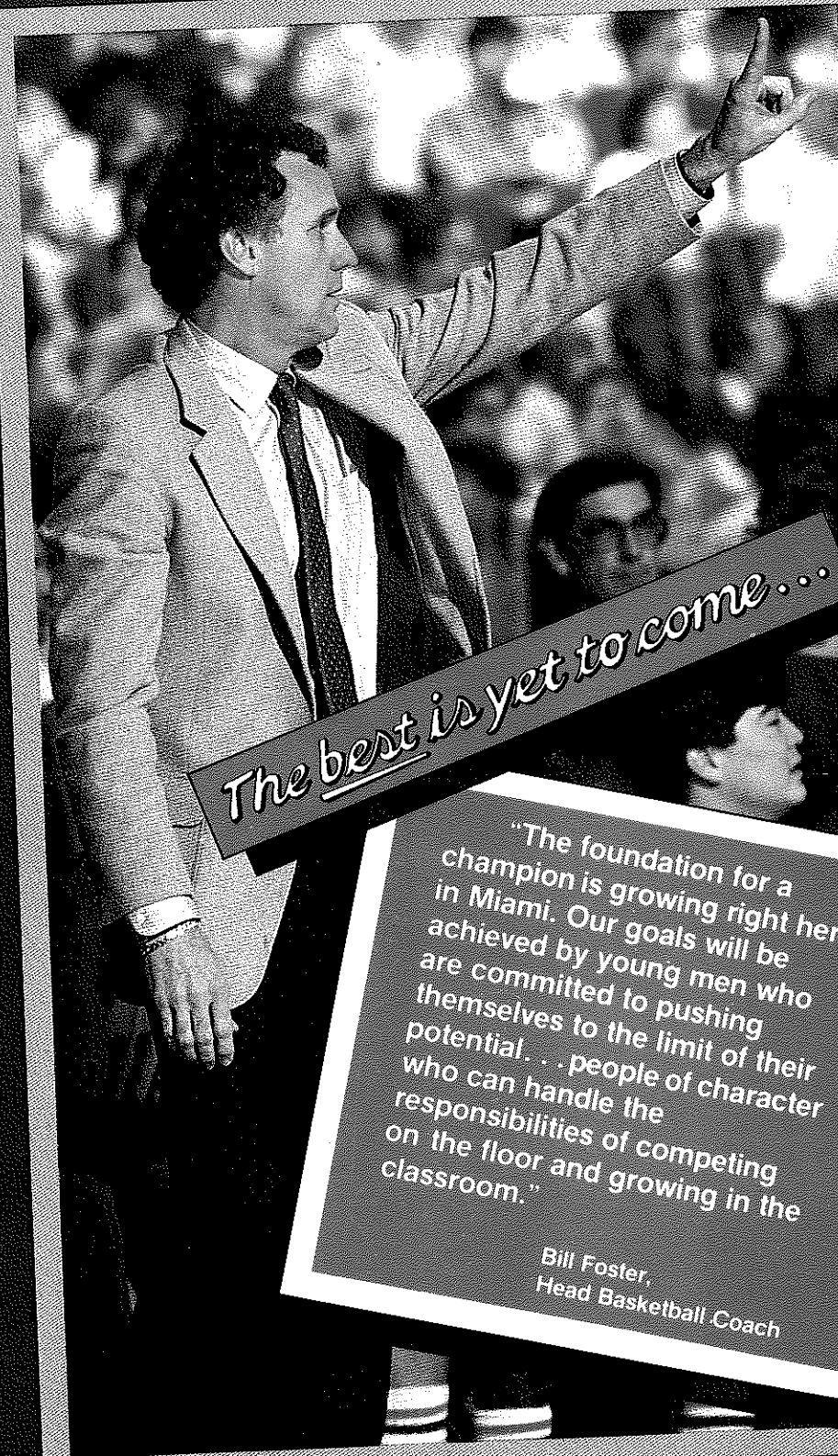
34 Tim Dawson
F 6-7 Jr.
Baltimore, MD



44 Tim Harvey
C 6-10 Sr.
Plainfield, NJ



55 Joe Ross
F/C 6-10 Fr.
Ypsilanti, MI



The best is yet to come...

"The foundation for a champion is growing right here in Miami. Our goals will be achieved by young men who are committed to pushing themselves to the limit of their potential. . . people of character who can handle the responsibilities of competing on the floor and growing in the classroom."

Bill Foster,
Head Basketball Coach