



2013-14 @MIAMIWBB GAME NOTES

Miami Athletic Communications • 5821 San Amaro Drive • Coral Gables, FL 33146 • HurricaneSports.com

Assistant Director of Communications (WBB): Taylor McGillis • Email: t.mcgillis@miami.edu • Phone: 305-284-3249/786-510-7462

Twitter: @MiamiWBB | Instagram: @MiamiWBB | Facebook: /MiamiWBB | Tumblr: uwomenshoops.tumblr.com

2013-14 STATISTICAL LEADERS

SCORING



CAPRICE DENNIS

12.4 PPG

SURIYA MCGUIRE

10.3 PPG

REBOUNDING



KEYONA HAYES

6.4 RPG

JASS WILLIAMS

6.2 RPG

ASSISTS



ADRIENNE MOTLEY

53

KRYSTAL SAUNDERS

39

2013-14 SCHEDULE

DATE	OPPONENT	TIME (ET)
Nov. 8	NORTH FLORIDA	W, 79-39
Nov. 10	RICHMOND	L, 57-50
Nov. 15	MIDDLE TENNESSEE	L, 61-55
Nov. 19	at Oakland	W, 86-68
Nov. 25	YALE	W, 91-67
Nov. 29	ST. FRANCIS BROOKLYN	W, 78-56
Nov. 30	MISSOURI	W, 74-68
Dec. 5	at Minnesota Big Ten/ACC Challenge	L, 74-67
Dec. 15	COPPIN STATE	W, 63-58
Dec. 21	at Arizona State	L, 75-73
Dec. 28	MORGAN STATE	W, 80-42
Dec. 29	NEW MEXICO	W, 67-50
Jan. 1	PENN	L, 67-66
Jan. 4	at Wake Forest*	W, 84-53
Jan. 9	18/17 FLORIDA STATE*	L, 68-63
Jan. 12	at Virginia Tech*	W, 64-62
Jan. 16	at Boston College*	L, 63-62
Jan. 19	20/21 NC STATE*	W, 80-71
Jan. 23	at 2/2 Notre Dame*	L, 79-52
Jan. 26	at Clemson*	L, 60-52
Jan. 30	3/3 DUKE*	L, 76-75
Feb. 2	at 6/6 North Carolina*	2 p.m.
Feb. 9	GEORGIA TECH*	2 p.m.
Feb. 13	MARYLAND*	7 p.m.
Feb. 16	at Florida State*	2 p.m.
Feb. 20	SYRACUSE*	7 p.m.
Feb. 23	WAKE FOREST*	1 p.m.
Feb. 27	at Virginia*	7 p.m.
Mar. 2	PITTSBURGH*	1 p.m.

All Times Eastern and Subject to Change

Home games in **BOLD CAPS**, played at the BankUnited Center (Coral Gables, Fla.)

* ACC game

GAME 22 | FEB. 2, 2014 • 2 PM ET • CHAPEL HILL, N.C. | CARMICHAEL ARENA



MIAMI HURRICANES (11-10, 3-5 ACC)

Head Coach: Katie Meier (Duke, 1990)

Record at UM: 158-116 (9th season), Career Record: 234-161 (13th season)



NO. 6 NORTH CAROLINA TAR HEELS (17-4, 5-2 ACC)

Head Coach: Sylvia Hatchell (Carson-Newman, 1974)

Record at UNC: 653-245 (28th season), Career Record: 925-325 (39th season)

SERIES HISTORY: North Carolina leads the all-time series 12-5

TV: RSN | PxP: Tom Werme, Color: Chelsea Shine

Radio: WVUM | Oliver Redsten

Twitter: @MiamiWBB

#4THINGS

THREE-POINT SHOOTING

With its strong 3-point shooting performance against Duke, it was the first time this season Miami has made 5+ three pointers and lost the game. Miami is 7-1 this season when hitting at least 6 three-pointers in the game. Miami is 5th in the ACC with 5.8 threes per game.

MONEY MOT

Freshman guard Adrienne Motley has positioned herself as Miami's most consistent player in ACC play -- scoring double figures in six-straight games and leading the team in scoring in conference with 11.6 ppg, more than two points higher than her season average of 9.4 ppg.

MCGUIRE ERUPTS FOR CAREER NIGHT

Against the No. 3 team in the nation, Suriya McGuire put together the best performance of her career, scoring 23 points on 8-of-15 shooting from the field. McGuire also had four steals and blocked two shots.

SCOUTING UNC

UNC, the ranked sixth in the nation, is led by four player scoring in double figures. Diamond DeShields leads the pack with 16.5 ppg. The Tar Heels are coming off a home loss to Syracuse, but have won five of their last six. The UNC defense tops the ACC rankings in FG% defense, allowing just 34 percent of opponents shots to fall.

PROJECTED STARTERS

12

Krystal Saunders
5-8 | G | SR
West Park, Fla.



CAREER HIGHS

Points: 23

Rebounds: 9

Assists: 5

Steals: 4

Blocks: 1

Minutes: 39

33

Suriya McGuire
5-11 | G | JR
Minneapolis, Ind.



CAREER HIGHS

Points: 22

Rebounds: 9

Assists: 6

Steals: 5

Blocks: 3

Minutes: 35

21

Jassany Williams
6-2 | F | JR
Davie, Fla.



CAREER HIGHS

Points: 13

Rebounds: 16

Assists: 3

Steals: 3

Blocks: 7

Minutes: 33

20

Keyona Hayes
6-1 | F | SO
Marietta, Ga.



CAREER HIGHS

Points: 20

Rebounds: 15

Assists: 4

Steals: 3

Blocks: 4

Minutes: 32

23

Adrienne Motley
5-9 | G | FR
Newport News, Va.



CAREER HIGHS

Points: 18

Rebounds: 8

Assists: 4

Steals: 4

Blocks: 1

Minutes: 33

QUICK FACTS

UNIVERSITY INFORMATION

Name of School	University of Miami
Location	Coral Gables, Fla.
Enrollment	15,629
Founded	1925
Nickname	Hurricanes
Mascot	Sebastian the Ibis
Colors	Orange (PMS 1665), Green (PMS 3435) and White
President	Dr. Donna E. Shalala
Athletics Director	Blake James
Conference / Division	Atlantic Coast Conference
Stadium / Capacity	BankUnited Center / 7,900
Press Row Phone	(305) 284-2111
Ticket Office Phone	1-800-GO-CANES (462-2637)
Website	HurricaneSports.com
Mailing Address	5821 San Amaro Drive, Coral Gables, FL 33146

ATHLETICS ADMINISTRATION

Director of Athletics	Blake James
Associate AD / Communications & Marketing	Chris Freet
Deputy AD / Business Operations	Tony Hernandez
Sr. Assoc. AD / Admin. & Student Excellence / SWA	Jennifer Strawley
Senior Associate AD / Facilities & Event Operations	Tim Wise
Associate AD / Academic Services	David Wyman
Assistant AD / Business Operations	Josh Boone
Associate AD / Compliance	Craig Anderson
Assistant AD / Digital Strategy	Brian Bowsher
Associate AD / Development	Jesse Marks
Assistant AD / Marketing	Andrew Goodrich
Assistant AD / Ticket Operations	Ben Crank
Assistant AD / Ticket Sales	Ben Creed

COACHING STAFF

Head Coach	Katie Meier (Duke, 1990)
Record at Miami	158-116 (9th season)
Career Record	234-161 (13th season)
Assistant Coach	Darrick Gibbs (Wofford, 2000)
Assistant Coach	Carolyn Kieger (Marquette, 2006)
Assistant Coach	Octavia Blue (Miami, 2008)
Director of Operations	Lonnette Hall
Coordinator of Special Projects and Technology	Drew Thomas
Video Coordinator	MaryLynne Schaefer
Strength Coach	Jasman Marks
Athletic Trainer	Alana Eichman

PROGRAM HISTORY

First Year of Basketball	1972
All-Time Record	664-471
All-Time ACC Record	60-80
NCAA Appearances	9
(1989, '92, '93, '98, 2003, '04, '11, '12, '13)	
Last NCAA Postseason Opponent	Iowa

TEAM INFORMATION

2012-13 Overall Record	21-11
Home/Away/Neutral	15-4 / 5-6 / 1-1
2012-13 ACC Record / Finish	11-7 / 5th
Returning / Lost	7 / 6
Newcomers	5

RETURNING STARTERS	YEAR	POS	PPG	RPG
Suriya McGuire Jr.	G	7.2	3.6	
Krystal SaundersSr.	G	6.2	3.2	

KEY RETURNERS	YEAR	POS	PPG	RPG
Michelle Woods	Jr.	G	5.9	2.8
Keyona Hayes	So.	F	5.4	5.2

KEY LOSSES	POS	PPG	RPG
Stefanie Yderstrom	G	11.7	1.3
Pepper Wilson	F	10.0	8.6
Morgan Stroman	F	12.9	8.8

THE LAST TIME IT HAPPENED

Points Scored

Miami scored 100+ points	103 vs. ULM (12/16/11)
An opponent scored 100+ points	111 by (1/1) Maryland (1/10/07)
Miami scored 90+ points	91 vs. VCU (12/29/11)
An opponent scored 90+ points	93 by (19/20) Florida State (2/10/13)
Miami scored 80+ points	80 vs. #20 NC State (1/19/14)
An opponent scored 80+ points	93 by (19/20) Florida State (2/10/13)

Margin of Victory

Miami won by 50+ points	53 vs. UNF (11/9/12)
An opponent won by 50+ points	58 by Maryland (1/10/07)
Miami won by 40+ points	40 vs. UNF (11/8/13)
An opponent won by 40+ points	40 by Maryland (1/31/08)
Miami won by 30+ points	31 vs. at Wake Forest 1/4/14
An opponent won by 30+ points	39 by 5/4 Duke (1/31/13)

Overtime

Miami won in overtime	91-82 (20T) vs. (11/11) Rutgers (12/5/11)
Miami lost in overtime	66-65 (OT) vs. Wake Forest (3/4/10)

Rankings

Miami defeated a ranked opponent	80-71 vs. (20/21) NC State (1/19/14)
Miami lost to a ranked opponent	68-63 vs. (18/17) Florida State (1/9/14)
Miami defeated a top 15 opponent	69-65 vs. (5/4) Duke (2/28/13)
Miami lost to a top 15 opponent	82-43 at (5/4) Duke (1/31/13)
Miami defeated a top 10 opponent	69-65 vs. (5/4) Duke (2/28/13)
Miami lost to a top 10 opponent	82-43 at (5/4) Duke (1/31/13)
Miami defeated a top 5 opponent	69-65 vs. (5/4) Duke (2/28/13)
Miami lost to a top 5 opponent	82-43 at (5/4) Duke (1/31/13)

Individual Points

A UM player scored 40+ points	42 by Renee Taylor at Houston (12/19/05)
An opponent scored 40+ points	43 by Monique Currie of Duke (2/19/06)
A UM player scored 30+ points	34 by Riquna Williams vs. (5/5) Maryland (1/12/12)
An opponent scored 30+ points	37 by Ty Marshall of Georgia Tech (2/24/13)

Individual Rebounds

A UM player had 20+ rebounds	21 by Tamara James vs. USF (11/22/02)
An opponent had 20+ rebounds	22 by Crystal Langhorne of Maryland (2/17/05)
A UM player had 15+ rebounds	16 by Jassany Williams vs MTSU (11/15/13)
An opponent 15+ rebounds	18 by Natasha Howard of FSU (1/9/14)

Assists

A UM player had 10+ assists	10 by Riquna Williams at Cornell (12/21/09)
An opponent had 10+ assists	11 by Emily Pollock of Austin Peay (11/28/08)

Steals

A UM player had 5+ steals	5 by Suriya McGuire vs. Alcorn State (12/3/12)
An opponent had 5+ steals	5 by Kristina King of Richmond on 11/10/13

Blocked Shots

A UM player had 5+ blocks	6 by Jassany Williams against New Mexico (12/29/13)
An opponent had 5+ blocks	5 by Jacki Mann of Quinnipiac (12/28/09)

AGAINST 2013-14 OPPONENTS

The Hurricanes are 109-132 all-time against their 2012-13 opponents. Below are the Canes all-time record against their opponents this season.

North Florida – 3-0
Richmond – 2-1
Middle Tennessee – 1-1
Oakland– 1-1
Yale – 2-0
St. Francis (Brooklyn) – 1-0
Missouri – 2-0
Hartford – 0-2
Minnesota – 1-3
Coppin St. – 5-0
Arizona State– 0-2
Morgan State – 2-0
Western Carolina– 0-0
New Mexico – 1-1
Penn– 0-1
Wake Forest – 7-7
Florida State – 11-34

Virginia Tech – 12-6
Boston College – 23-17
NC State – 8-9
Notre Dame– 3-15
Clemson – 7-6
Duke – 1-11
UNC– 5-12
Georgia Tech – 11-12
Maryland – 5-9
Syracuse – 17-6
Wake Forest– 6-7
Virginia– 4-8
Pittsburgh – 16-8

LAST TIME OUT

D 76

75 **U**

THURSDAY JAN. 30



POINTS

23

Trailing by two with 14.8 seconds remaining, Miami's Maria Brown calmly sank two free throws to tie the game at 75. With one final possession remaining, Duke (21-1, 8-0 ACC) missed a shot attempt for the win, but Elizabeth Williams grabbed the offensive board and drew a foul on the put back attempt. Williams converted one of two free throws with 1.7 seconds to push Duke ahead for good.



REBOUNDS

7

Miami (11-10, 3-5 ACC) was led offensively by McGuire and Saunders but two others scored in double figures as well. Krystal Saunders added 14 points while going 4-for-11 from three and Caprice Dennis scored 12 on 4-of-8 shooting from the field.



ASSISTS

6

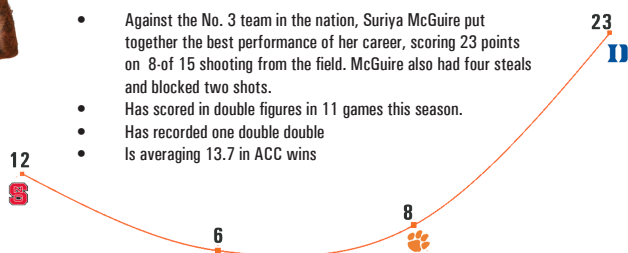
The Hurricanes used an 18-0 run midway through the first half to build up an 11-point lead but led by three points going into the locker room for halftime.

Tricia Liston's three-point play with 18 seconds left gave Duke a 75-73 lead before Maria Brown hit two free throws with 14.8 seconds left to tie it 75-75.



MCGUIRE SOARS ONTO SCENE vs DUKE (LITERALLY)

- Against the No. 3 team in the nation, Suriya McGuire put together the best performance of her career, scoring 23 points on 8-of-15 shooting from the field. McGuire also had four steals and blocked two shots.
- Has scored in double figures in 11 games this season.
- Has recorded one double double
- Is averaging 13.7 in ACC wins



NOTEWORTHY

- Miami is 10-4 when they score 64 or more points in a game this season
- Krystal Saunders is the only Miami player to start all 19 games this season.
- Saunders is seventh in the ACC with 48 made three-pointers this season.
- Miami is 7-3 when Krystal Saunders makes 3 or more three-pointers in a game.
- Freshman Adrienne Motley is the team's leading scorer in ACC games
- In 10 of Miami's 11 games won, the team has made 5 or more three-pointers
- For the first time all season, Miami made 5+ 3's and lost the game (10 vs Duke).

TURNOVER MARGIN

+4.3

Miami is third in the ACC with a +4.3 turnover margin. The Hurricanes are forcing on average 19.0 turnovers per game.

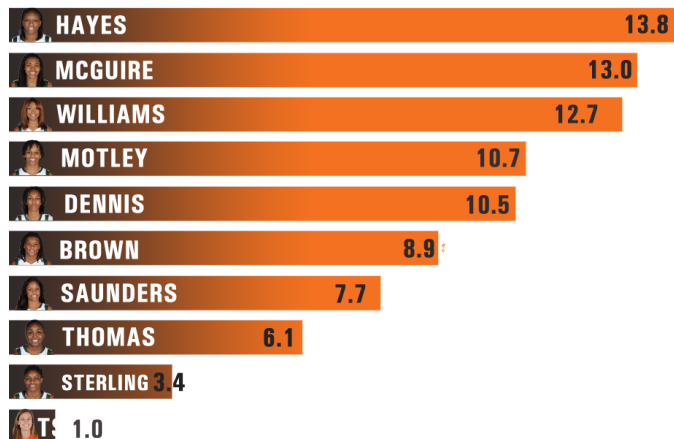
Miami has forced 90 more turnovers this season than they have turnovers.

MEIER USA BASKETBALL COY

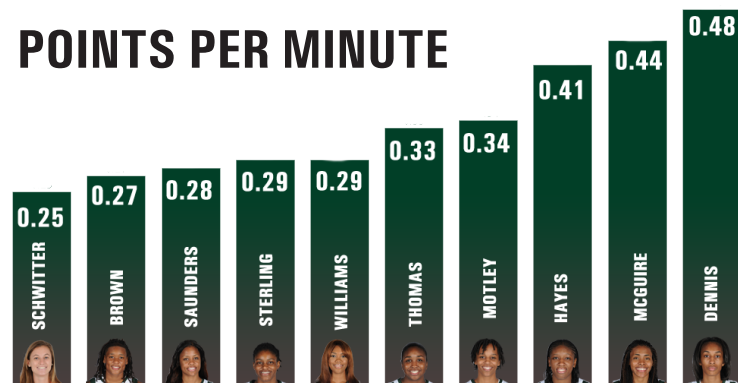
University of Miami women's basketball head coach Katie Meier has been named a co-recipient of the 2013 USA Basketball National Coach of the Year award after leading the USA U19 team to a gold medal and perfect 9-0 record at the 2013 FIBA U19 World Championships. Florida men's coach Billy Donovan was the recipient on the men's side.

"First of all, I don't think anyone who coaches for USA Basketball should ever receive an individual award," Meier said. "USA Basketball is such a great organization and Carol Callan and her staff are so knowledgeable and supportive that I personally just felt blessed to be a part of it all. I'm truly honored and do consider this as the highest of awards. Thanks to USA Basketball for letting me share in their gold medal streak."

PLAYER EFFICIENCY RATINGS




POINTS PER MINUTE



MONEY MOT

6-STRAIGHT 10+ POINT GAMES



Motley scored 10+ points in six-straight games and in 10 of the last 11 games. In the first 10 games Motley averaged 6.0 ppg.

BLOCK PARTY

Miami is third in the ACC with 4.8 blocks per game.

Jass is 4th in the ACC with 40 blocks this season (1.9/game).



UNF	3	ASU	2
RICHMOND	2	MORGAN	3
MTSU	2	UNM	6
OAKLAND	4	PENN	1
YALE	4	WAKE	1
MIZZOU	1	NCSU	2
COPPIN	3	NOTRE DAME	2
		CLEMSON	1
		DUKE	2

ROSTER BREAKDOWN

NUMERICAL ROSTER

NO.	NAME	POS	HT	CL	HOMETOWN/ HIGH SCHOOL (PREVIOUS SCHOOL)
1	Caprice Dennis	G	5-9	So.	Detroit, Mich. / Pershing HS
3	Jessica Thomas	G	5-6	Fr.	Gainesville, Fla. / Buchholz HS
5	Nigia Greene	G	5-10	Fr.	Atlanta, Ga. / St. Francis HS
10	Michelle Woods	G	5-8	Jr.	Naples, Fla. / Community HS
12	Krystal Saunders	G	5-8	Sr.	West Park, Fla. / South Broward HS
13	Tara Schwitter	G	5-4	Sr.	Oradell, N.J. / Immaculate Heart Academy
15	Necole Sterling	F	5-10	Jr.	Los Angeles, Calif. / Stonewall Jackson(Gulf Coast CC)
20	Keyona Hayes	F	6-1	So.	Marietta, Ga. / St. Francis HS
21	Jassany Williams	F	6-2	RJr.	Davie, Fla. / Nova HS (Auburn)
33	Suriya McGuire	G	5-11	Jr.	Minneapolis, Minn. / Roosevelt HS
23	Adrienne Motley	G	5-9	Fr.	Newport News, Va. / Woodside HS
50	Maria Brown	F	6-1	Sr.	Monroe, La. / Ouachita Parish HS

ALPHABETICAL ROSTER

NO.	NAME	POS	HT	CL	HOMETOWN / HIGH SCHOOL (PREVIOUS SCHOOL)
50	Maria Brown	F	6-1	Sr.	Monroe, La. / Ouachita Parish HS
1	Caprice Dennis	G	5-9	So.	Detroit, Mich. / Pershing HS
5	Nigia Greene	G	5-10	Fr.	Atlanta, Ga. / St. Francis HS
20	Keyona Hayes	F	6-1	So.	Marietta, Ga. / Saint Francis HS
33	Suriya McGuire	G	5-11	Jr.	Minneapolis, Minn. / Roosevelt HS
23	Adrienne Motley	G	5-9	Fr.	Newport News, Va. / Woodside HS
12	Krystal Saunders	G	5-8	Sr.	West Park, Fla. / South Broward HS
13	Tara Schwitter	G	5-4	Sr.	Oradell, N.J. / Immaculate Heart Academy
15	Necole Sterling	F	5-10	Jr.	Los Angeles, Calif. / Stonewall Jackson(Gulf Coast CC)
3	Jessica Thomas	G	5-6	Fr.	Gainesville, Fla. / Buchholz HS

RETURNERS

NO.	NAME	POS	HT	CL	HOMETOWN / HIGH SCHOOL (PREVIOUS SCHOOL)
50	Maria Brown	F	6-1	Sr.	Monroe, La. / Ouachita Parish HS
1	Caprice Dennis	G	5-9	So.	Detroit, Mich. / Pershing HS
20	Keyona Hayes	F	6-1	So.	Marietta, Ga. / Saint Francis HS
33	Suriya McGuire	G	5-11	Jr.	Minneapolis, Minn. / Roosevelt HS
12	Krystal Saunders	G	5-8	Sr.	West Park, Fla. / South Broward HS
10	Michelle Woods	G	5-8	Jr.	Naples, Fla. / Community HS

NEWCOMERS

NO.	NAME	POS	HT	CL	HOMETOWN / HIGH SCHOOL (PREVIOUS SCHOOL)
5	Nigia Greene	G	5-10	Fr.	Atlanta, Ga. / St. Francis HS
23	Adrienne Motley	G	5-9	Fr.	Newport News, Va. / Woodside HS
15	Necole Sterling	F	5-10	Jr.	Los Angeles, Calif / Gulf Coast CC
13	Tara Schwitter	G	5-4	Sr.	Oradell, N.J. / Immaculate Heart Academy
3	Jessica Thomas	G	5-6	Fr.	Gainesville, Fla. / Buchholz HS
21	Jassany Williams	F	6-2	RJr.	David, Fla. / Nova HS (Auburn)

BY CLASS

NO.	NAME	POS	HT	CL	HOMETOWN / HIGH SCHOOL (PREVIOUS SCHOOL)
50	Maria Brown	F	6-1	Sr.	Monroe, La. / Ouachita Parish HS
12	Krystal Saunders	G	5-8	Sr.	West Park, Fla. / South Broward HS
13	Tara Schwitter	G	5-4	Sr.	Oradell, N.J. / Immaculate Heart Academy
21	Jassany Williams	F	6-2	RJr.	Davie, Fla. / Nova HS (Auburn)
33	Suriya McGuire	G	5-11	Jr.	Minneapolis, Minn. / Roosevelt HS
15	Necole Sterling	F	5-10	Jr.	Los Angeles, Calif. / Stonewall Jackson HS (Gulf Coast CC)
10	Michelle Woods	G	5-8	Jr.	Naples, Fla. / Community HS
1	Caprice Dennis	G	5-9	So.	Detroit, Mich. / Pershing HS
20	Keyona Hayes	F	6-1	So.	Marietta, Ga. / Saint Francis HS
5	Nigia Greene	G	5-10	Fr.	Atlanta, Ga. / St. Francis HS
23	Adrienne Motley	G	5-9	Fr.	Newport News, Va. / Woodside HS
3	Jessica Thomas	G	5-6	Fr.	Gainesville, Fla. / Buchholz HS

PRONUNCIATION GUIDE

50 Maria Ma - RYE - uh
33 Suriya sir-RAY-uh
20 Keyona key-AH-nuh

Coaches

Meier Meyer
Carolyn Kieger CARE-oh-lynn
KEY-grr

PLAYER SPOTLIGHTS



1 • CAPRICE DENNIS • SO • G

YEAR	GP-GS	PPG	RPG	MIN
2013	17-11	12.4	2.8	25.9



3 • JESSICA THOMAS • FR • G

YEAR	GP-GS	PPG	RPG	MIN
2013	21-1	6.2	2.2	19.0



5 • NIGIA GREENE • FR • G

YEAR	GP-GS	PPG	RPG	MIN
2013	n/a	n/a	n/a	n/a



10 • MICHELLE WOODS • JR • G

YEAR	GP-GS	PPG	RPG	MIN
2013	n/a	n/a	n/a	n/a



12 • KRYSTAL SAUNDERS • SR • G

YEAR	GP-GS	PPG	RPG	MIN
2013	21-21	8.7	3.0	20.8



13 • TARA SCHWITTER • SR • G

YEAR	GP-GS	PPG	RPG	MIN
2013	2-0	0.5	0.0	2.0



15 • NICOLE STERLING • JR • F

YEAR	GP-GS	PPG	RPG	MIN
2013	19-2	4.0	2.9	13.8



20 • KEYONA HAYES • SO • F

YEAR	GP-GS	PPG	RPG	MIN
2013	21-15	9.2	6.4	22.6



21 • JASSANY WILLIAMS • JR • F

YEAR	GP-GS	PPG	RPG	MIN
2013	21-11	6.1	6.2	21.0



23 • ADRIENNE MOTLEY • FR • G

YEAR	GP-GS	PPG	RPG	MIN
2013	21-18	9.4	3.8	27.5



33 • SURIYA MCGUIRE • JR • G

YEAR	GP-GS	PPG	RPG	MIN
2013	21-13	10.3	4.5	23.6



50 • MARIA BROWN • SR • F

YEAR	GP-GS	PPG	RPG	MIN
2013	21-13	21.7	5.1	21.7

AP TOP 25

Seven of Miami's 2013-14 opponents appear in this week's AP's Top 25. Hurricanes' opponents appear in bold.

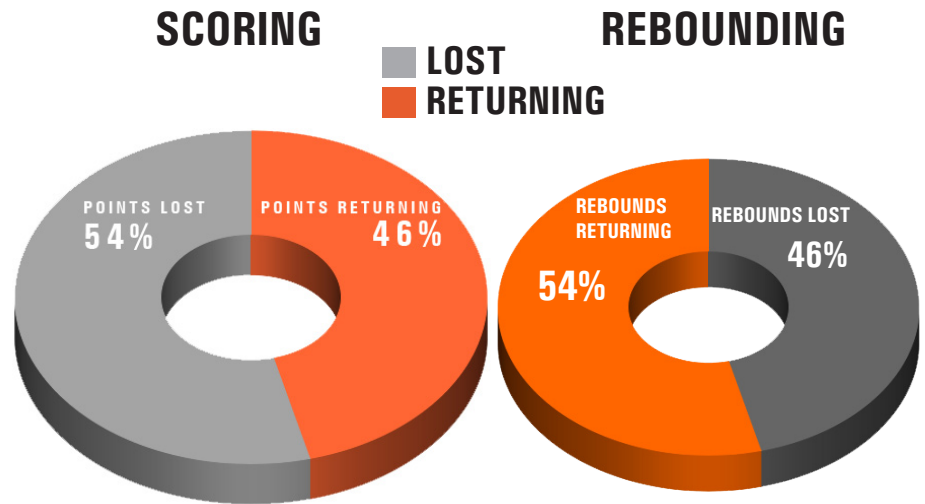
1	Connecticut (36)	21-0	900
2	Notre Dame	19-0	852
3	Duke	20-1	819
4	Stanford	18-1	811
5	Louisville	20-1	758
6	North Carolina	17-3	688
7	South Carolina	18-2	656
8	Maryland	16-3	638
9	Baylor	16-3	617
10	Tennessee	16-4	565
11	Oklahoma State	17-2	550
12	Penn State	15-4	485
13	Kentucky	16-4	471
14	LSU	16-4	397
15	Arizona State	17-3	389
16	Vanderbilt	16-4	351
17	Texas A&M	16-5	302
18	North Carolina State	18-3	261
19	Purdue	14-5	234
20	West Virginia	17-3	219
21	California	14-5	140
22	Gonzaga	18-3	123
23	Florida State	15-5	102
23	Iowa State	15-4	102
25	Middle Tennessee	17-3	84

ACC PRESEASON POLLS

The Hurricanes were picked 9th by both the Blue Ribbon Panel and the conference's 15 head coaches

1. Duke	1. Duke
2. Notre Dame	2. Notre Dame
3. Maryland	3. Maryland
4. North Carolina	4. North Carolina
T5. Georgia Tech	5. Georgia Tech
T5. Florida State	6. Florida State
7. Syracuse	7. Syracuse
8. Virginia	8. Virginia
9. Miami	9. Miami
10. NC State	10. NC State
11. Boston College	11. Boston College
12. Wake Forest	12. Wake Forest
13. Virginia Tech	13. Virginia Tech
14. Clemson	14. Clemson
15. Pittsburgh	15. Pittsburgh

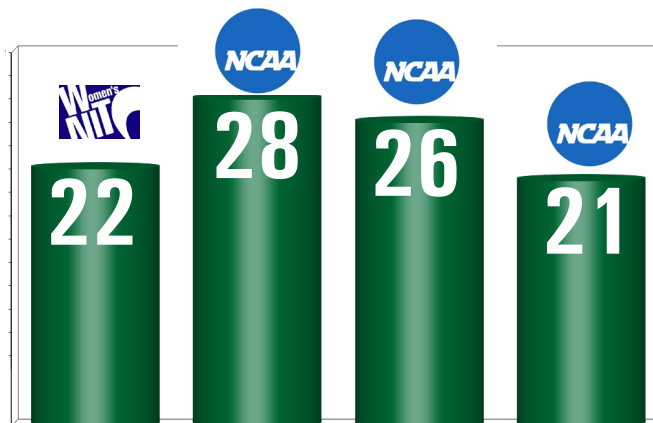
POINTS / REBOUNDS RETURNING (2012-13)



FOUR STRAIGHT 20-WIN SEASONS

Miami has played in the postseason in four consecutive years with the most recent three in the NCAA tournament. In each of those seasons, Miami posted 20+ wins.

In 2013-14 Miami will aim to reach its fourth consecutive NCAA tournament and 5th straight 20-win season--something that hasn't been done since the span of 1988-89 through 1992-93.



MEIER LEADS USA TO GOLD MEDAL



Coach Meier spent her July leading the USA U19 team to a gold medal at the FIBA World Championships in Lithuania.

In the summer of 2012, Meier led many of the same players to a gold medal at the U18 games.

COMBINED OVERALL STATISTICS

##	Player	gp-gs	min	avg	Total		3-Point		F-Throw		Rebounds				pf	dq	a	to	blk	stl	pts	avg
					fg-fga	fg%	3fg-fga	3fg%	ft-fa	ft%	off	def	tot	avg								
01	Caprice Dennis	17-11	441	25.9	69-187	.369	28-83	.337	44-65	.677	4	44	48	2.8	36	0	25	33	0	26	210	12.4
33	Suriya McGuire	21-13	496	23.6	88-198	.444	2-18	.111	39-69	.565	41	54	95	4.5	50	0	33	46	23	31	217	10.3
23	Adrienne Motley	21-18	578	27.5	74-183	.404	15-50	.300	35-46	.761	36	43	79	3.8	42	0	53	36	4	24	198	9.4
20	Keyona Hayes	21-15	475	22.6	76-158	.481	3-10	.300	38-60	.633	49	86	135	6.4	59	3	20	41	14	29	193	9.2
12	Krystal Saunders	21-21	647	30.8	56-178	.315	48-143	.336	22-27	.815	22	42	64	3.0	46	1	39	27	0	20	182	8.7
03	Jessica Thomas	21-1	400	19.0	43-122	.352	18-71	.254	26-36	.722	9	37	46	2.2	35	1	35	41	3	24	130	6.2
21	Jassany Williams	21-11	440	21.0	53-114	.465	0-0	.000	23-41	.561	46	84	130	6.2	46	0	19	20	40	12	129	6.1
50	Maria Brown	21-13	456	21.7	48-128	.375	0-3	.000	29-43	.674	37	70	107	5.1	66	1	18	28	14	17	125	6.0
15	Necole Sterling	19-2	263	13.8	27-96	.281	8-30	.267	14-19	.737	17	38	55	2.9	28	0	18	32	3	8	76	4.0
13	Tara Schwitter	2-0	4	2.0	0-1	.000	0-1	.000	1-2	.500	0	0	0	0.0	0	0	0	0	0	3	1	0.5
Team											45	59	104					6				
Total.....		21	4200		534-1365	.391	122-409	.298	271-408	.664	306	557	863	41.1	408	6	260	310	101	194	1461	69.6
Opponents.....		21	4200		467-1234	.378	113-358	.316	268-421	.637	293	604	897	42.7	391	-	281	400	57	130	1315	62.6

TEAM STATISTICS			UM	OPP	Date	Opponent	Score	Att.
SCORING			1461	1315	11/08/13	NORTH FLORIDA	w 79-39	703
Points per game			69.6	62.6	11/10/13	RICHMOND	L 50-57	397
Scoring margin			+7.0	-	11/15/13	MIDDLE TENNESSEE	L 55-61	850
FIELD GOALS-ATT			534-1365	467-1234	11/19/13	at Oakland	w 86-68	467
Field goal pct			.391	.378	11-25-13	YALE	w 91-67	549
3 POINT FG-ATT			122-409	113-358	11/29/13	ST. FRANCIS BROOKLYN	w 78-57	620
3-point FG pct			.298	.316	11/30/13	MISSOURI	w 74-68	862
3-pt FG made per game			5.8	5.4	12/05/13	at Minnesota	L 67-74	2158
FREE THROWS-ATT			271-408	268-421	12/15/13	COPPIN ST.	w 63-58	677
Free throw pct			.664	.637	12/21/13	at Arizona State	L 73-75	2358
F-Throws made per game			12.9	12.8	12-28-13	MORGAN STATE	w 80-42	0
REBOUNDS			863	897	12-29-13	NEW MEXICO	w 67-50	773
Rebounds per game			41.1	42.7	1-1-14	PENN	L 66-67	875
Rebounding margin			-1.6	-	* 01/04/14	at Wake Forest	w 84-53	1156
ASSISTS			260	281	* 1/9/14	FLORIDA STATE	L 63-68	1227
Assists per game			12.4	13.4	* 01/12/14	at Virginia Tech	w 64-62	1107
TURNOVERS			310	400	* 1/16/14	at Boston College	L 62-63	721
Turnovers per game			14.8	19.0	* 1-19-14	NC STATE	w 80-71	1417
Turnover margin			+4.3	-	* 01/23/14	at Notre Dame	L 52-79	8304
Assist/turnover ratio			0.8	0.7	* 01/26/14	at Clemson	L 52-60	1204
STEALS			194	130	* 01/30/14	DUKE	L 75-76	1293
Steals per game			9.2	6.2				
BLOCKS			101	57				
Blocks per game			4.8	2.7				
ATTENDANCE			10243	17475				

* - Conference game

POINTS-ASSISTS-REBOUNDS

Opponent	Date	Score	DENNIS,CAP	THOMAS,JES	SAUNDERS,K	SCHWITTER,T	STERLING,N	HAYES,KEYO	WILLIAMS,J	MOTLEY,AD	MCGUIRE,SU	BROWN,MAR
UNF	11/08/13	79-39 w	DNP	13-2-2	16-4-2	DNP	3-7-1	13-9-2	8-7-0	9-8-2	15-0-0	2-2-0
UR	11/10/13	50-57 L	DNP	10-4-1	5-5-2	DNP	14-4-2	2-6-0	4-7-0	0-3-3	11-5-4	4-5-0
MT	11/15/13	55-61 L	DNP	11-4-2	2-2-1	DNP	9-2-2	12-1-0	9-16-1	2-3-4	10-3-0	0-3-1
at OAKLAND	11/19/13	86-68 w	14-2-0	15-5-6	12-2-4	DNP	6-9-4	15-5-2	9-9-0	8-3-3	3-6-2	4-7-1
YALE	11-25-13	91-67 w	26-1-3	10-2-3	2-1-1	DNP	5-2-1	17-7-0	12-4-2	4-4-2	12-4-1	3-5-3
SFBKW	11/29/13	78-57 w	23-4-3	7-2-2	13-6-5	1-0-0	0-1-1	15-5-0	0-1-0	9-4-2	5-3-2	5-4-1
MU-W	11/30/13	74-68 w	23-2-0	3-1-0	7-2-1	DNP	DNP	0-8-2	4-3-0	12-4-3	16-8-3	9-8-0
at MINN	12/05/13	67-74 L	12-2-0	0-1-0	9-0-1	DNP	2-2-3	20-6-2	11-3-3	2-0-1	11-9-5	0-6-0
CSUW	12/15/13	63-58 w	9-0-2	4-2-0	12-1-1	DNP	2-2-0	8-12-0	2-4-2	8-1-5	6-8-3	12-4-0
at ASU	12/21/13	73-75 L	3-0-0	10-2-1	3-5-2	DNP	7-3-0	15-6-2	7-7-2	6-1-2	17-5-1	5-2-0
MSUW	12-28-13	80-42 w	DNP	2-4-3	15-3-1	DNP	3-5-1	17-10-4	10-13-1	10-4-2	8-2-3	15-6-0
NM	12-29-13	67-50 w	4-1-0	2-1-1	3-3-2	DNP	0-1-0	12-8-2	8-9-2	18-3-2	13-2-1	7-6-1
PENN	1-1-14	66-67 L	13-6-5	3-1-2	0-6-2	DNP	10-3-0	3-1-1	8-8-2	17-6-2	8-5-0	4-6-1
at WF	01/04/14	84-53 w	7-3-2	4-4-0	15-2-4	DNP	3-3-1	8-4-0	4-10-2	10-6-1	22-4-0	11-6-3
FS	1/9/14	63-68 L	15-5-1	0-1-1	16-4-1	DNP	2-0-0	2-3-1	12-11-1	8-4-5	4-5-1	4-8-1
at VT	01/12/14	64-62 w	17-3-1	9-3-2	9-3-1	DNP	0-0-0	6-12-0	2-3-1	11-3-3	7-4-0	3-7-0
at BC	1/16/14	62-63 L	12-5-3	4-0-1	5-0-2	DNP	0-0-0	11-13-1	4-0-0	11-5-0	0-2-1	15-9-2
NCSU	1-19-14	80-71 w	13-4-2	5-0-1	22-7-4	DNP	0-1-0	4-3-1	2-4-0	14-2-3	12-10-5	8-6-1
at ND	01/23/14	52-79 L	7-3-0	7-2-3	2-2-0	0-0-0	6-4-1	0-7-0	10-6-0	10-5-1	6-2-1	4-0-0
at CU	01/26/14	52-60 L	0-3-0	11-3-2	0-4-1	DNP	4-6-1	11-7-0	1-5-0	14-3-1	8-5-0	3-6-1
DUKE	01/30/14	75-76 L	12-4-3	0-2-2	14-2-1	DNP	DNP	2-2-0	2-0-0	15-7-6	23-3-0	7-1-2

ACC STATISTICS

#	Player	gp-gs	min	avg	Total		3-Point		F-Throw		Rebounds				pf	dq	a	to	blk	stl	pts	avg
					fg-fga	fg%	3fg-fga	3fg%	ft-fa	ft%	off	def	tot	avg								
23	Adrienne Motley	8-8	244	30.5	34-79	.430	9-21	.429	16-20	.800	15	20	35	4.4	22	0	20	16	1	9	93	11.6
01	Caprice Dennis	8-5	214	26.8	25-79	.316	12-38	.316	21-25	.840	2	28	30	3.8	17	0	12	11	0	11	83	10.4
12	Krystal Saunders	8-8	253	31.6	25-67	.373	20-55	.364	13-16	.813	11	13	24	3.0	18	0	14	12	0	8	83	10.4
33	Suriya McGuire	8-3	182	22.8	35-86	.407	0-8	.000	12-21	.571	16	19	35	4.4	17	0	8	16	9	10	82	10.3
50	Maria Brown	8-7	214	26.8	21-63	.333	0-2	.000	13-16	.813	15	28	43	5.4	28	0	10	10	3	7	55	6.9
20	Keyona Hayes	8-5	160	20.0	17-43	.395	2-5	.400	8-13	.615	20	31	51	6.4	24	2	3	19	3	9	44	5.5
03	Jessica Thomas	8-0	132	16.5	13-47	.277	3-26	.115	11-11	1.000	3	12	15	1.9	15	1	12	10	3	7	40	5.0
21	Jassany Williams	8-4	142	17.8	18-38	.474	0-0	.000	1-7	.143	15	24	39	4.9	19	0	4	7	8	4	37	4.6
15	Necole Sterling	7-0	58	8.3	3-20	.150	0-4	.000	9-10	.900	4	10	14	2.0	7	0	3	7	3	1	15	2.1
13	Tara Schwitter	1-0	1	1.0	0-0	.000	0-0	.000	0-0	.000	0	0	0	0.0	0	0	0	0	0	0	0	0.0
Team											12	24	36					3				
Total.....		8	1600		191-522	.366	46-159	.289	104-139	.748	113	209	322	40.2	167	3	86	111	30	66	532	66.5
Opponents.....		8	1600		196-477	.411	29-97	.299	111-181	.613	109	239	348	43.5	133	-	111	139	28	48	532	66.5

TEAM GAME-BY-GAME

Opponent	Date	Score		Total		3-Pointers		Free throws		Rebounds				pf	a	t/o	blk	stl	pts	avg
				fg-fga	pct	3fg-fga	pct	ft-fa	pct	off	def	tot	avg							
NORTH FLORIDA	11/08/13	79-39	W	29-65	.446	9-24	.375	12-24	.500	11	37	48	48.0	16	9	18	5	17	79	79.0
RICHMOND	11/10/13	50-57	L	20-65	.308	5-22	.227	5-8	.625	14	32	46	47.0	17	12	22	6	7	50	64.5
MIDDLE TENNESSEE	11/15/13	55-61	L	20-58	.345	2-15	.133	13-15	.867	15	28	43	45.7	20	11	19	7	6	55	61.3
at Oakland	11/19/13	86-68	W	31-72	.431	15-31	.484	9-18	.500	19	32	51	47.0	17	22	16	8	8	86	67.5
YALE	11-25-1	91-67	W	35-60	.583	2-6	.333	19-28	.679	10	30	40	45.6	21	16	13	5	10	91	72.2
ST. FRANCIS BROOKLYN	11/29/13	78-57	W	28-56	.500	9-18	.500	13-21	.619	8	25	33	43.5	17	16	15	4	13	78	73.2
MISSOURI	11/30/13	74-68	W	23-63	.365	6-18	.333	22-32	.688	17	25	42	43.3	16	9	12	6	7	74	73.3
at Minnesota	12/05/13	67-74	L	27-73	.370	5-18	.278	8-18	.444	14	18	32	41.9	23	15	7	2	8	67	72.5
COPPIN ST.	12/15/13	63-58	W	20-61	.328	5-25	.200	18-27	.667	16	20	36	41.2	20	13	20	8	15	63	71.4
at Arizona State	12/21/13	73-75	L	27-66	.409	5-11	.455	14-18	.778	14	24	38	40.9	29	10	19	3	9	73	71.6
MORGAN STATE	12-28-1	80-42	W	31-76	.408	5-30	.167	13-19	.684	22	27	49	41.6	15	15	17	6	16	80	72.4
NEW MEXICO	12-29-1	67-50	W	25-56	.446	5-14	.357	12-23	.522	13	24	37	41.2	13	11	11	9	6	67	71.9
PENN	1-1-14	66-67	L	27-72	.375	3-18	.167	9-18	.500	20	26	46	41.6	17	15	10	2	6	66	71.5
at Wake Forest	01/04/14	84-53	W	33-74	.446	6-19	.316	12-14	.857	20	25	45	41.9	23	13	18	2	12	84	72.4
FLORIDA STATE	1/9/14	63-68	L	24-68	.353	5-21	.238	10-17	.588	18	29	47	42.2	22	12	20	4	10	63	71.7
at Virginia Tech	01/12/14	64-62	W	21-59	.356	7-16	.438	15-20	.750	10	29	39	42.0	19	8	14	3	7	64	71.2
at Boston College	1/16/14	62-63	L	24-64	.375	3-19	.158	11-16	.688	16	24	40	41.9	17	10	8	4	5	62	70.7
NC STATE	1-19-14	80-71	W	26-68	.382	11-27	.407	17-21	.810	14	28	42	41.9	22	17	8	5	6	80	71.2
at Notre Dame	01/23/14	52-79	L	19-62	.306	1-9	.111	13-15	.867	10	25	35	41.5	22	6	21	4	9	52	70.2
at Clemson	01/26/14	52-60	L	17-66	.258	3-23	.130	15-19	.789	20	28	48	41.8	25	6	16	4	7	52	69.3
DUKE	01/30/14	75-76	L	27-61	.443	10-25	.400	11-17	.647	5	21	26	41.1	17	14	6	4	10	75	69.6

METRICS

#	Player	Min	AST%	EFG%	TS%	Usq%	DRB%	ORB%	TRB%
50	Maria Brown	456	7.4	.375	.425	17.4	15.2	7.5	11.2
01	Caprice Dennis	441	11.8	.444	.487	25.5	9.9	0.8	5.2
20	Keyona Hayes	475	8.9	.491	.523	21.5	17.9	9.5	13.6
33	Suriya McGuire	496	14.5	.449	.475	25.1	10.8	7.6	9.1
23	Adrienne Motley	578	18.1	.445	.487	18.7	7.4	5.7	6.5
12	Krystal Saunders	647	11.0	.449	.479	15.2	6.4	3.1	4.7
13	Tara Schwitter	4	0.0	.000	.266	21.3	0.0	0.0	0.0
15	Necole Sterling	263	12.8	.323	.364	23.5	14.3	6.0	10.0
03	Jessica Thomas	400	16.6	.426	.472	20.3	9.1	2.1	5.5
21	Jassany Williams	440	8.4	.465	.488	15.7	18.9	9.7	14.1

Estimated possessions: 1560.4
Team offensive rating (ORTq): 93.6

CATEGORY LEADERS

Points	G	Pts	Pts/G
Suriya McGuire	21	217	10.3
Caprice Dennis	17	210	12.4
Adrienne Motley	21	198	9.4
Keyona Hayes	21	193	9.2
Krystal Saunders	21	182	8.7
Jessica Thomas	21	130	6.2
Jassany Williams	21	129	6.1
Maria Brown	21	125	6.0
Necole Sterling	19	76	4.0
Tara Schwitter	2	1	0.5

FG Percentage	FG	Att	Pct
Keyona Hayes	76	158	.481
Jassany Williams	53	114	.465
Suriya McGuire	88	198	.444
Adrienne Motley	74	183	.404
Maria Brown	48	128	.375
Caprice Dennis	69	187	.369
Jessica Thomas	43	122	.352
Krystal Saunders	56	178	.315
Necole Sterling	27	96	.281
Tara Schwitter	0	1	.000

3-Point Percentage	3FG	Att	Pct
Caprice Dennis	28	83	.337
Krystal Saunders	48	143	.336
Adrienne Motley	15	50	.300
Keyona Hayes	3	10	.300
Necole Sterling	8	30	.267
Jessica Thomas	18	71	.254
Suriya McGuire	2	18	.111
Maria Brown	0	3	.000
Tara Schwitter	0	1	.000

Free Throw Percent	FG	Att	Pct
Krystal Saunders	22	27	.815
Adrienne Motley	35	46	.761
Necole Sterling	14	19	.737
Jessica Thomas	26	36	.722
Caprice Dennis	44	65	.677
Maria Brown	29	43	.674
Keyona Hayes	38	60	.633
Suriya McGuire	39	69	.565
Jassany Williams	23	41	.561
Tara Schwitter	1	2	.500

Scoring Average	G	Pts	Avg/G
Caprice Dennis	17	210	12.4
Suriya McGuire	21	217	10.3
Adrienne Motley	21	198	9.4
Keyona Hayes	21	193	9.2
Krystal Saunders	21	182	8.7
Jessica Thomas	21	130	6.2
Jassany Williams	21	129	6.1
Maria Brown	21	125	6.0
Necole Sterling	19	76	4.0
Tara Schwitter	2	1	0.5

Field Goal Attempts	G	Att	Att/G
Suriya McGuire	21	198	9.4
Caprice Dennis	17	187	11.0
Adrienne Motley	21	183	8.7
Krystal Saunders	21	178	8.5
Keyona Hayes	21	158	7.5

Field Goals Made	G	Made	Made/G
Suriya McGuire	21	88	4.2
Keyona Hayes	21	76	3.6
Adrienne Motley	21	74	3.5
Caprice Dennis	17	69	4.1
Krystal Saunders	21	56	2.7

3-Point FG Attempts	G	Att	Att/G
Krystal Saunders	21	143	6.8
Caprice Dennis	17	83	4.9
Jessica Thomas	21	71	3.4
Adrienne Motley	21	50	2.4
Necole Sterling	19	30	1.6

3-Point FG Made	G	Made	Made/G
Krystal Saunders	21	48	2.3
Caprice Dennis	17	28	1.6
Jessica Thomas	21	18	0.9
Adrienne Motley	21	15	0.7
Necole Sterling	19	8	0.4

Free Throw Attempts	G	Att	Att/G
Suriya McGuire	21	69	3.3
Caprice Dennis	17	65	3.8
Keyona Hayes	21	60	2.9
Adrienne Motley	21	46	2.2
Maria Brown	21	43	2.0

Free Throws Made	G	Made	Made/G
Caprice Dennis	17	44	2.6
Suriya McGuire	21	39	1.9
Keyona Hayes	21	38	1.8
Adrienne Motley	21	35	1.7
Maria Brown	21	29	1.4



THE KATIE MEIER FILE

Ninth Season | Duke, 1990

Hometown: Wheaton, Ill. | Head Coach: Charlotte, 2001-05 | Miami, 2005-present

MEIER'S CAREER

Assistant	Tulane
1994-99	UNC Asheville
Associate Head Coach	
1999-2001	Tulane
Head Coach	
2005-pres.	Miami
2001-05	Charlotte

EDUCATION

Wheaton High School, 1985
Duke University, 1990
M.A. English (Teaching English)
Duke University, 1989
B.A. English (Literature)

NCAA APPEARANCES

2003 - Charlotte
2011 - Miami
2012 - Miami
2013 - Miami

WNIT APPEARANCES

2004 - Charlotte
2005 - Charlotte
2006 - Miami
2010 - Miami

PLAYING CAREER

Wheaton High School, 1981-85
Duke University, 1985-90
BBC Mini-Flat Waregem (Belgium), 1990-93

MISCELLANEOUS

ACC Rookie of the Year, 1986
GTE Academic All-American, 1988
First Team All-ACC, 1990
Kodak/WBCA District All-American, 1990
Duke Hall of Honor Inductee, 2002
ACC Tournament Legend, 2006
ACC Coach of the Year, 2011
AP National Coach of the Year, 2011

PERSONAL

Hometown: Wheaton, Ill.

Katie Meier enters her ninth season as the head coach of the Hurricanes' women's basketball program in 2012-13. A well-known and respected figure in women's basketball, Meier has worked tirelessly to put her mark on Miami's program and to build a winning tradition.

All of her hard work was rewarded after the 2010-11 season when she was named the Associated Press National Coach of the Year - sharing the award with Connecticut's Geno Auriemma and Stanford's Tara VanDerveer.

Meier led the Hurricanes into the NCAA tournament for the first time since 2004 and its win over Gardner-Webb in the first round was the first tournament win for the 'Canes since 1993. Miami entered the 2010-11 season with high internal expectations, but was picked eighth in the Preseason ACC Poll and coming off a season in which it was the No. 12 seed in the ACC Tournament.

However, the Hurricanes exceeded all of the outside expectations and, at one point, won 17 straight games. They were a perfect 20-0 inside the BankUnited Center and finished 12-2 in ACC play - earning their first regular season conference title since joining the league in 2004. As a reward, Meier was named the ACC Coach of the Year and later would be selected as the WBCA/RUSSELL ATHLETIC Region 2 Coach of the Year, as voted on by her peers.

Meier continued that success into the 2011-12 season, a year in which the Canes accomplished many firsts for the program.

Miami defeated Maryland - the eventual ACC Tournament champ - twice during the regular season, the first when they were ranked No. 5 in the nation. It was the first time in program history that the Hurricanes had defeated a Top 5 team. Later in the year, UM ascended to its highest ranking ever, also at No. 5.

The Hurricanes have proved to be formidable on the court inside the BankUnited Center, as the 2011-12 season saw Miami go undefeated at home for the second consecutive season. Their 16-0 mark on the year pushed the Canes record home win streak to 40 consecutive games. Only Stanford ended the season with a longer active streak.

For her dedication to the University of Miami and the athletic department, Meier was signed to a two-year contract extension, securing the Wheaton, Ill., native through the 2017-18 season.

A New Era

Hired April 19, 2005, Meier was appointed by then Miami AD Paul Dee in front of national and local media, fans, alumni and support staff, signifying the beginning of a new era.

Following an unprecedented career as one of the greatest athletes to ever play in the Atlantic Coast Conference, Meier quickly established herself in the coaching ranks. Following an impressive four-year tenure as the head coach at Charlotte where she helped bring the 49er program into national prominence, Meier made it clear that her goal was to make Miami one of the premier women's basketball programs in the country.

Creating a Winning Program

In her first season, Meier wasted little time in making the first steps towards those goals. After receiving little attention in the ACC preseason polls, the Hurricanes posted an impressive overall record of 17-13. Fighting through a conference that would send nine teams to the postseason, including three to the NCAA Final Four. Miami finished with a sixth-place, 6-8 record in ACC play en route to earning a berth into the second round of the 2006 Women's National Invitation Tournament.

Throughout the season Miami posted wins over ranked teams such as Mississippi (No. 25), Boston College (No. 21) and Virginia Tech (No. 25) and nearly knocked off then-No. 1 Duke in double-overtime. The Hurricanes also recorded wins over two eventual conference champions in Hartford (America East) and Oakland (Mid-Continent). Under her direction, standout Tamara James produced one of the greatest seasons ever seen by a UM player in 2005-06 becoming the Miami's all-time leading scorer and selected as the No. 8 overall pick in the 2006 WNBA Draft by the Washington Mystics.

In Meier's second season in 2006-07, the Hurricanes got off to a strong start, winning seven of their first eight games-including a 79-70 win over Indiana to claim the UM Thanksgiving Tournament title. On Dec. 1, Meier picked up her 100th career victory as the Hurricanes defeated Jackson State, 77-50. However, with only eight healthy players to call upon by the start of the ACC schedule, Miami faced challenge after challenge competing in a league that ranked among the top-three strongest women's basketball conferences nationally and produced two of the NCAA Tournament's four No. 1 seeds in 2006-07.

MEIER'S CAREER RECORDS

School	Years	Overall	Conference
Charlotte	2001-05	76-45	36-20
Miami	2005-pres.	158-116	56-70
Overall	12	234-161	92-90

Renee Taylor emerged as the ACC's leading scorer-upholding Miami's streak of producing the league's leading scorer in all three years it had been a member. The All-ACC Second Team selection set school records in single-game scoring with 42 points at Houston and becoming the 19th Hurricane to score at least 1,000 points-and just the sixth to do so in her first two seasons. In addition, transfer Maurita Reid emerged as a defensive threat, tying the school record with 10 steals versus Wake Forest and finishing among the ACC's leaders and NCAA's top 10 in steals per game.

The 2007-08 season, Meier's third with the Hurricanes, saw Maurita Reid continue her rise among the ACC elite. The senior was nothing short of impressive shooting beyond the arc and picking opponent's pockets. She hit four or more three-pointers on 10 different occasions and finished the season with 110 steals, good for second in the conference and fifth in the NCAA.

The Queens, N.Y. native led the team in points (15.3 ppg) and rebounding (5.6 rpg) and was also named to the ACC All-Defensive Team.



MARIA BROWN

Senior | Forward | 6-1

Monroe, La. | Ouachita Parish

#50

Brown Season / Career Highs

Points

Season: 15, at Boston College 1/16/14

Career: 15, at Boston College 1/16/14

Rebounds

Season: 9, at Boston College 1/16/14

Career: 9*, at Boston College 1/16/14

Assists

Season: 3, at Wake Forest 1/4/14

Career: 3, at Wake Forest 1/4/14

Steals

Season: 3, at Oakland 11/19/13

Career: 3*, at Oakland 11/19/13

Blocked Shots

Season: 4, vs MTSU 11/15/13

Career: 4, vs MTSU 11/15/13

Field Goals

Season: 7, at Boston College 1/16/14

Career: 7, at Boston College 1/16/14

Field Goal Attempts

Season: 14, at Boston College 1/16/14

Career: 14, at Boston College 1/16/14

Free Throws

Season: 6, vs Coppin State 12/15/13

Career: 6, vs Coppin State 12/15/13

Free Throw Attempts

Season: 9, vs Coppin State 12/15/13

Career: 9, vs Coppin State 12/15/13

3-Point Field Goals

Season:

Career:

3-Point Field Goal Attempts

Season: 1*, vs Florida State 1/9/14

Career: 1*, vs Florida State 1/9/14

Minutes

Season: 33 vs Florida State 1/9/14

Career: 33 vs Florida State 1/9/14

*Recorded more than once with most recent listed

2013-14 (Senior)

Scored two points and grabbed two boards in the season-opening win against UNF ... Contributed four points and five rebounds in the loss to Richmond on Nov. 10 ... Blocked a season-high four shots while grabbing three rebounds against Middle Tennessee on Nov. 15 ... Grabbed a then season-high seven rebounds while adding four points in road win at Oakland ... Tallied five points and four rebounds in the Miami Thanksgiving tournament semifinal win against St. Francis Brooklyn ... Scored season-high nine points while grabbing eight boards in the championship game against Missouri ... Scored a career-high 15 points against Morgan State in the semifinals of the Miami Holiday Tournament ... Also pulled down six rebounds in the game ... Scored seven points and grabbed six rebounds in championship game against New Mexico ... Tallied 11 points and six rebounds in the ACC-opening win at Wake Forest.

As a Junior (2012-13): Scored six points and grabbed five rebounds vs. Virginia Tech (2/3)... Pulled down six rebounds in win over No. 6 Penn State (11/29)... In first career start, scored eight points, grabbed a career-high nine rebounds and dished out career-high tying two assists vs. Radford (11/24)... Scored a career-best 10 points vs. FAU (11/23).

As a Sophomore (2011-12): Tied game-high with six rebounds vs. Boston College (2/26)... Scored six points and pulled down six boards at Boston College (1/29)... Grabbed career-best seven rebounds at North Carolina (1/2)... Scored seven points and had three rebounds and two steals vs. Holy Cross (12/28)... Scored seven points with four rebounds versus USF (11/24)... Grabbed four boards and scored four points vs. Prairie View A&M (11/17)... Was great off the bench at No. 3 Tennessee (11/15), hitting 4-of-5 shots for eight points.

As a Freshman (2010-11): Appeared in all 33 games of 2010-11 season... Scored career-high nine points and four filed goals at Ole Miss (12/21)... Grabbed career-best six rebounds against UC Riverside (12/18) and George Washington (12/28)... Recorded career-best three steals vs. Alcorn State (12/11)... Led team in blocked shots in nine games during 2010-11 season.

High School: Rated as 28th best player at position nationally by HoopGurlz.com... Averaged 13 points and nine rebounds per game as junior... Received all-state recognition after sophomore and junior seasons... During career helped Lady Lions achieve No. 1 ranking in state in class 5A.

2010-11				
Opposition	P	R	A	
KENNESAW STATE	0	4	0	
at Nebraska	0	1	0	
MIAMI (OH)	4	3	1	
UAB	5	1	1	
FLORIDA ATLANTIC	7	4	0	
UNC GREENSBORO	3	4	0	
SOUTHERN	5	3	1	
CAL STATE BAKERSFIELD	3	3	1	
GEORGETOWN	3	4	1	
ALCORN STATE	8	3	0	
UC RIVERSIDE	7	6	1	
at Ole Miss	9	3	1	
GEORGE WASHINGTON	6	6	1	
MORGAN STATE	6	3	1	
LIPSCOMB	2	5	0	
at Virginia	0	2	0	
at Virginia Tech	0	1	0	
CLEMSON	2	5	0	
BOSTON COLLEGE	0	0	1	
at Florida State	1	1	1	
NC STATE	4	1	0	
GEORGIA TECH	2	0	0	
at Duke	0	1	1	
MARYLAND	1	0	0	
at North Carolina	0	1	1	
at Boston College	2	0	0	
WAKE FOREST	4	3	0	
FLORIDA STATE	1	1	1	
at Georgia Tech	0	1	0	
vs. NC State	2	4	0	
vs. North Carolina	0	1	0	
vs. Gardner-Webb	0	0	0	
vs. Oklahoma	0	0	0	

2011-12				
Opposition	P	R	A	
TEXAS-PAN AMERICAN	2	4	2	
at Tennessee	8	3	0	
PRAIRIE VIEW A&M	4	4	2	
at AK-Anchorage	5	2	0	
vs. USF	7	4	0	
LONGWOOD	2	3	0	
at Michigan State	2	3	0	
RUTGERS	2	2	0	
OLE MISS	4	3	1	
LA-MONROE	2	2	1	
at Georgetown	2	5	1	
HOLY CROSS	7	3	0	
VCU	2	3	0	
at North Carolina	0	7	0	
NC STATE	4	2	1	
at Georgia Tech	0	4	0	
MARYLAND	0	3	0	
at Florida State	0	2	0	
at Virginia	0	1	0	
VIRGINIA TECH	6	2	2	
WAKE FOREST	2	3	0	
at Boston College	6	6	0	
CLEMSON	6	1	1	
NORTH CAROLINA	0	4	1	
at Maryland	0	1	1	
at NC State	0	1	0	
FLORIDA STATE	4	2	1	
at Duke	0	1	0	
BOSTON COLLEGE	2	6	0	
vs. Wake Forest	0	0	0	
vs. Idaho State	0	2	0	
at Gonzaga	0	4	0	

2012-13				
Opposition	P	R	A	
UNF	2	2	2	
Richmond	4	0	0	
Tennessee	4	8	1	
FAU	10	2	1	
Radford	8	9	2	
Penn State	2	6	1	
Alcorn State	2	3	0	
Davidson	0	2	1	
Rutgers	0	1	0	
NC State	0	4	1	
Central Conn. St.	0	0	1	
Wisconsin	2	6	1	
Clemson	2	5	2	
Virginia	2	4	0	
Maryland	3	1	1	
Florida State	4	3	1	
Georgia Tech	0	0	0	
Virginia	2	3	0	
Wake Forest	2	3	1	
North Carolina	2	1	0	
Duke	0	0	0	
Virginia Tech	6	5	0	
Clemson	0	2	0	
Florida State	4	4	0	
Boston College	2	4	0	
NC State	5	4	0	
Georgia Tech	4	2	0	
Duke	0	4	2	
Virginia Tech	2	5	0	
Virginia Tech	4	0	1	
Florida State	2	4	1	

2013-14				
Opposition	P	R	A	
UNF	2	2	0	
Richmond	4	5	0	
Middle Tennessee	0	3	1	
Oakland	4	7	1	
Yale	3	5	3	
St. Francis	5	4	1	
Mizzou	9	8	0	
Minnesota	0	6	0	
Coppin State	12	4	0	
Arizona State	5	2	0	
Morgan State	15	6	0	
UNM	7	6	1	
Penn	4	6	1	
Wake Forest	11	6	3	
Florida State	4	8	1	
Virginia Tech	3	7	0	
Boston College	15	9	2	
NC State	8	6	1	
Notre Dame	4	0	0	
Clemson	3	6	1	
Duke	7	1	2	
North Carolina	-	-	-	
Georgia Tech	-	-	-	
Maryland	-	-	-	
Florida State	-	-	-	
Syracuse	-	-	-	
Wake Forest	-	-	-	
Virginia	-	-	-	
Pittsburgh	-	-	-	

BROWN		TOTAL					3-PTS			FREE THROWS			REBOUNDS													
Opponent	Date	GS	Min	FG	FGA	Pct	3FG	FGA	Pct	FT	FTA	Pct	Off	Def	Tot	Avg	PF	FO	A	TO	Blk	Stl	Pts	Avg		
NORTH FLORIDA	11/08/13	*	14	1	3	.333	0	0	.000	0	0	.000	1	1	2	2.0	5	1	0	0	1	1	2	2.0		
RICHMOND	11/10/13	*	23	2	4	.500	0	0	.000	0	0	.000	0	5	5	3.5	3	0	0	1	1	1	4	3.0		
MIDDLE TENN	11/15/13	*	17	0	3	.000	0	0	.000	0	0	.000	1	2	3	3.3	3	0	1	2	4	1	0	2.0		
at Oakland	11/19/13	*	21	2	8	.250	0	0	.000	0	0	.000	3	4	7	4.3	1	0	1	2	1	3	4	2.5		
YALE	11-25-13		19	1	2	.500	0	0	.000	1	2	.500	0	5	5	4.4	1	0	3	2	0	1	3	2.6		
ST. FRANCIS	11/29/13		25	2	4	.500	0	0	.000	1	2	.500	1	3	4	4.3	4	0	1	2	1	2	5	3.0		
MISSOURI	11/30/13	*	23	3	8	.375	0	0	.000	3	3	1.000	6	2	8	4.9	3	0	0	2	1	0	9	3.9		
at Minnesota	12/05/13	*	13	0	2	.000	0	0	.000	0	0	.000	1	5	6	5.0	3	0	0	0	0	0	0	3.4		
COPPIN ST.	12/15/13		23	3	7	.429	0	1	.000	6	9	.667	2	2	4	4.9	2	0	0	4	1	1	12	4.3		
at Arizona State	12/21/13		9	2	5	.400	0	0	.000	1	2	.500	0	2	2	4.6	4	0	0	1	0	0	5	4.4		
MORGAN STATE	12-28-13		16	6	7	.857	0	0	.000	3	5	.600	2	4	6	4.7	2	0	0	0	1	0	15	5.4		
NEW MEXICO	12-29-13		20	3	5	.600	0	0	.000	1	4	.250	3	3	6	4.8	4	0	1	2	0	0	7	5.5		
PENN	1-1-14		19	2	7	.286	0	0	.000	0	0	.000	2	4	6	4.9	3	0	1	0	0	0	4	5.4		
at Wake Forest	01/04/14		23	5	9	.556	0	1	.000	1	1	1.000	4	2	6	5.0	4	0	3	1	0	2	11	5.8		
FLORIDA STATE	1/9/14	*	33	2	8	.250	0	1	.000	0	0	.000	2	6	8	5.2	3	0	1	5	1	0	4	5.7		
at Virginia Tech	01/12/14	*	30	1	5	.200	0	0	.000	1	2	.500	0	7	7	5.3	4	0	0	1	1	1	3	5.5		
at Boston College	1/16/14	*	32	7	14	.500	0	0	.000	1	1	1.000	5	4	9	5.5	2	0	2	0	0	0	15	6.1		
NC STATE	1-19-14	*	28	2	8	.250	0	0	.000	4	5	.800	2	4	6	5.6	4	0	1	0	0	1	8	6.2		
at Notre Dame	01/23/14	*	12	1	6	.167	0	0	.000	2	2	1.000	0	0	0	5.3	4	0	0	0	0	1	4	6.1		
at Clemson	01/26/14	*	23	1	8	.125	0	0	.000	1	1	1.000	2	4	6	5.3	4	0	1	3	0	1	3	5.9		
DUKE	01/30/14	*	33	2	5	.400	0	0	.000	3	4	.750	0	1	1	5.1	3	0	2	0	1	1	7	6.0		
Totals			13	456	48	128	.375	0	3	.000	29	43	.674	37	70	107	5.1	66	1	18	28	14	17	125	6.0	



CAPRICE DENNIS

Sophomore | Guard | 5-9

Detroit, Mich. | Pershing

#1

Dennis Season / Career Highs

Points

Season: 26, vs. Yale 11/25/13

Career: 26, vs. Yale 11/25/13

Rebounds

Season: 6, vs Penn 1/1/14

Career: 6, vs Penn 1/1/14

Assists

Season: 5, vs. Penn 1/1/14

Career: 5, vs. Penn 1/1/14

Steals

Season: 4, vs Coppin State 12/15/13

Career: 3*, vs Missouri 11/30/13

Blocked Shots

Season:

Career: 1*, vs. Wisconsin 12/29/12

Field Goals

Season: 9*, vs Missouri 11/30/13

Career: 9*, vs Missouri 11/30/13

Field Goal Attempts

Season: 16*, vs Missouri 11/30/13

Career: 16*, vs Missouri 11/30/13

Free Throws

Season: 7, vs Yale 11/25/13

Career: 7, vs Yale 11/25/13

Free Throw Attempts

Season: 8, vs Yale 11/25/13

Career: 8, vs Yale 11/25/13

3-Point Field Goals

Season: 4, vs Duke 1/30/14

Career: 4, vs Duke 1/30/14

3-Point Field Goal Attempts

Season: 10, at Oakland, 11/19/13

Career: 10, at Oakland 11/19/13

Minutes

Season: 32, vs. Yale 11/25/13

Career: 32, vs Yale 11/25/13


*Recorded more than once with most recent

2013-14 (Sophomore) Dropped in a then career-high 14 points in her season-debut at Oakland ... Went 4-for-12 on three-pointers ... Set a new career-high for the second straight game at Yale when she scored 26 points on 9-of-15 shooting while going 7-for-8 from the line ... Scores 20+ for the second straight game against St. Francis Brooklyn when she contributed 23 points on 50 percent shooting from the field ... Notched her third straight 20+ point performance against Missouri in the championship of the Miami Thanksgiving Tournament ... Was named tournament MVP ... Scored in double-figures for her fifth straight game of the season in 12-point effort against Minnesota ... Scored nine points in win against Coppin State on 12/15/13 ... On 1/1/14 against Penn, scored in double figures where she had 13 points on 5-of-15 shooting from the field ... Tallied seven points and three rebounds in the ACC-opening win at Wake Forest on 1/4/14.

As a Freshman (2012-13): Reached season highs in points (9) and assists (4) vs. Alcorn State... Scored five point to go along with three rebounds and two steals in collegiate debut vs. UNF (11/9).

2012-13				2013-14			
Opposition	P	R	A	Opposition	P	R	A
UNF	5	1	3	UNF	-	-	-
Richmond	4	1	1	Richmond	-	-	-
Tennessee	6	0	0	Middle Tennessee	-	-	-
FAU	5	2	1	Oakland	14	2	0
Radford	3	1	1	Yale	26	3	1
Penn State	4	0	0	St. Francis	23	4	3
Alcorn State	9	1	4	Mizzou	23	2	0
Davidson	2	1	0	Minnesota	12	2	0
Rutgers	2	1	0	Coppin State	9	0	2
NC State	0	4	1	Arizona State	3	0	0
Central Conn. St.	0	3	1	Morgan State	4	1	0
Wisconsin	3	3	2	New Mexico	4	1	0
Clemson	5	3	1	Penn	13	6	5
Virginia	0	1	2	Wake Forest	7	3	2
Maryland	2	1	1	Florida State	15	5	1
Florida State	0	0	0	Virginia Tech	17	3	1
Georgia Tech	1	0	0	Boston College	12	5	3
Virginia	-	-	-	NC State	13	4	2
Wake Forest	0	0	0	Notre Dame	7	3	0
North Carolina	0	0	0	Clemson	0	3	0
Duke	0	0	0	Duke	12	4	3
Virginia Tech	3	0	1	North Carolina	-	-	-
Clemson	2	0	0	Georgia Tech	-	-	-
Florida State	5	0	1	Maryland	-	-	-
Boston College	0	0	0	Florida State	-	-	-
NC State	0	2	0	Syracuse	-	-	-
Georgia Tech	2	0	1	Wake Forest	-	-	-
Duke	-	-	-	Virginia	-	-	-
Virginia Tech	-	-	-	Pittsburgh	-	-	-
Virginia Tech	-	-	-				
Florida State	-	-	-				

Opponent	Date	GS	TOTAL				3-PTS			FREE THROWS			REBOUNDS				PF	FO	A	TO	Blk	Stl	Pts	Avg
			Min	FG	FGA	Pct	3FG	FGA	Pct	FT	FTA	Pct	Off	Def	Tot	Avg								
at Oakland	11/19/13		23	4	12	.333	4	10		2	2	1.000	0	2	2	2.0	3	0	0	3	0	1	14	14.0
YALE	11-25-13	*	32	9	15	.600	1	2	.500	7	8	.875	0	1	1	1.5	1	0	3	0	0	1	26	20.0
ST. FRANCIS	11/29/13	*	28	8	16	.500	4	6	.667	3	4	.750	1	3	4	2.3	2	0	3	2	0	2	23	21.0
MISSOURI	11/30/13	*	24	9	16	.563	3	6	.500	2	4	.500	0	2	2	2.3	4	0	0	1	0	3	23	21.5
at Minnesota	12/05/13	*	31	4	15	.267	2	6	.333	2	7	.286	0	2	2	2.2	2	0	0	2	0	0	12	19.6
COPPIN ST.	12/15/13	*	25	3	10	.300	1	6	.167	2	4	.500	0	0	0	1.8	3	0	2	6	0	4	9	17.8
at Arizona State	12/21/13	*	22	1	8	.125	0	2	.000	1	2	.500	0	0	0	1.6	2	0	0	4	0	0	3	15.7
NEW MEXICO	12-29-13		12	1	1	1.000	0	0	.000	2	2	1.000	0	1	1	1.5	0	0	0	2	0	1	4	14.3
PENN	1-1-14		30	5	15	.333	1	7	.143	2	7	.286	1	5	6	2.0	2	0	5	2	0	3	13	14.1
at Wake Forest	01/04/14		23	3	9	.333	1	3	.333	0	0	.000	0	3	3	2.1	1	0	2	1	0	1	7	13.4
FLORIDA STATE	1/9/14		29	5	13	.385	1	4	.250	4	6	.667	1	4	5	2.4	2	0	1	2	0	3	15	13.5
at Virginia Tech	01/12/14	*	29	5	11	.455	2	7	.286	5	6	.833	0	3	3	2.4	4	0	1	2	0	1	17	13.8
at Boston College	1/16/14	*	30	3	12	.250	1	7	.143	5	6	.833	0	5	5	2.6	1	0	3	0	0	0	12	13.7
NC STATE	1-19-14	*	30	3	10	.300	2	6	.333	5	5	1.000	1	3	4	2.7	2	0	2	0	0	2	13	13.6
at Notre Dame	01/23/14	*	33	2	14	.143	1	3	.333	2	2	1.000	0	3	3	2.7	1	0	0	2	0	3	7	13.2
at Clemson	01/26/14	*	11	0	2	.000	0	1	.000	0	0	.000	0	3	3	2.8	3	0	0	3	0	1	0	12.4
DUKE	01/30/14		29	4	8	.500	4	7	.571	0	0	.000	0	4	4	2.8	3	0	3	1	0	0	12	12.4
Totals			11	441	69	.369	28	83	.337	44	65	.677	4	44	48	2.8	36	0	25	33	0	26	210	12.4



NIGIA GREENE

Freshman | Guard | 5-10

#5

Atlanta, Ga. | St. Francis HS

High School: Graduated from Saint Francis HS in 2013...Played for head coach Aisha Kennedy ... Was ranked No. 41 overall in nation and eighth at position according to ESPN HoopGurlz ... Averaged 18 points per game while leading St. Francis to a 25-6 record ... Played for Peak Performance National ... Named to North Fulton All-Metro Honorable Mention ... As a sophomore was named Georgia All-State Class A Second Team.

Personal: Full name is Nigia Greene ... Goes by Gia ... Born on Oct. 5, 1994, in Chesapeake, Va. ... Majoring in computer science ... Hobbies include shopping and listening to music ... Daughter of Shikena Greene.



KEYONA HAYES

Sophomore | Forward | 6-1

Marietta, Ga. | Saint Francis

#20

Hayes Season / Career Highs

Points

Season: 20, at Minnesota 12/5/13

Career: 20, at Minnesota 12/5/13

Rebounds

Season: 13, at Boston College 1/16/14

Career: 15, vs. Central Conn. St. 12/28/12

Assists

Season: 4, vs Morgan State 12/28/13

Career: 4, vs Morgan State 12/28/13

Steals

Season: 3*, at Boston College 1/16/14

Career: 3*, vs Morgan State 12/28/13

Blocked Shots

Season: 2*, vs Missouri 11/30/13

Career: 4, vs. Davidson 12/8/12

Field Goals

Season: 9, at Minnesota 12/5/13

Career: 9, at Minnesota 12/5/13

Field Goal Attempts

Season: 16, at Minnesota 12/5/13

Career: 16, at Minnesota 12/5/13

Free Throws

Season: 7, vs Yale 11/25/13

Career: 7, vs Yale 11/25/13

Free Throw Attempts

Season: 13, vs Yale 11/25/13

Career: 13, vs Yale 11/25/13

3-Point Field Goals

Season: 1, at Oakland 11/19/13

Career: 1, at Oakland 11/19/13

3-Point Field Goal Attempts

Season: 1*, vs St. Francis 11/29/13

Career: 1*, vs St. Francis 11/29/13

Minutes

Season: 32, vs St. Francis 11/29/13

Career: 32, vs St. Francis 11/29/13

2013-14 (Sophomore)

Scored 13 points in her sophomore debut on 4-of-10 shooting and grabbed nine rebounds in the win against UNF ... Scored 12 points and swiped two steals while going 5-for-6 from the field in the loss to Middle Tennessee ... Contributed 15 points and five rebounds in the road win at Oakland ... Dropped in 17 points and seven rebounds in the win against Yale ... Contributed 15 points and five rebounds on 7-of-12 shooting in the win against St. Francis Brooklyn on Nov. 29 ... Tallied a career-high 20 points on 9-of-16 shooting in loss to Minnesota ... Also totaled six rebounds and three steals ... Scored eight points and pulled down a season-high 12 rebounds in the win against Coppin State ... Followed it up with a 15-point performance at Arizona State ... Recorded her first double-double of the season against Morgan State where she tallied 17 points and 10 rebounds ... Was named to the All-Tournament team at the Miami Holiday Tournament ... Scored eight points and grabbed four board in ACC-opener at Wake Forest on 1/4/14.

As a Freshman (2012-13): Recorded her fifth double-double of the season with 14 points and 11 rebounds at Georgia Tech (2/24)... Pulled down nine rebounds and scored seven points vs. Boston College (2/17)... Netted fourth double-double of season with 12 points and 10 rebounds at Clemson (2/7)... Led Miami with 11 rebounds vs. Virginia Tech (2/3), also scored eight points... Scored seven points at Florida State (1/13)... Named to the UM Holiday All-Tournament Team... Third double-double came with 11 points and 15 rebounds vs. Central Connecticut State (12/28)... Poured in 10 points in ACC opener against NC State (12/20)... Scored 12 points to go with four rebounds and a season-best four block vs. Davidson (12/8)... Pulled down six rebounds in win over No. 6 Penn State (11/29)... Second double-double came vs. FAU, scored new career-high 14 points and grabbed 14 boards (11/23)... Recorded first double-double of collegiate career with 10 points and 11 rebounds at Richmond (11/12)... Scored four points and grabbed two rebounds in collegiate debut vs. UNF (11/9).

High School: Ranked as high as No. 31 overall prospect by Blue Star Basketball... ESPN HoopGurlz ranked as No. 11 forward in nation... Named to 2012 GSWA Class A All-State first team and 2012 Atlanta Journal-Constitution Class A All-State first team averaging 16 points and 6 rebounds as a senior... Averaged 18 points, 12 rebounds, six assists and five blocks per game as junior and 19 points and 13 rebounds as sophomore.

2012-13				
Opposition	P	R	A	
UNF	4	2	0	
Richmond	10	11	2	
Tennessee	7	6	1	
FAU	14	11	0	
Radford	10	5	0	
Penn State	4	6	0	
Alcorn State	3	0	0	
Davidson	12	4	0	
Rutgers	0	3	1	
NC State	10	4	0	
Central Conn. St.	11	15	0	
Wisconsin	6	9	0	
Clemson	5	1	0	
Virginia	4	1	0	
Maryland	2	3	0	
Florida State	7	3	2	
Georgia Tech	2	1	0	
Virginia	8	5	0	
Wake Forest	3	2	0	
North Carolina	0	1	0	
Duke	2	8	0	
Virginia Tech	8	11	0	
Clemson	12	10	0	
Florida State	8	10	0	
Boston College	7	9	1	
NC State	4	6	1	
Georgia Tech	14	11	1	
Duke	2	2	1	
Virginia Tech	2	3	0	
Virginia Tech	2	1	0	

2013-14				
Opposition	P	R	A	
UNF	13	9	2	
Richmond	2	6	0	
Middle Tennessee	12	1	0	
Oakland	15	5	2	
Yale	17	7	0	
St. Francis	15	5	0	
Mizzou/Hartford	0	8	2	
Minnesota	20	6	2	
Coppin State	8	12	0	
Arizona State	15	6	2	
Morgan State	17	10	4	
New Mexico	12	8	2	
Penn	3	1	1	
Wake Forest	8	4	0	
Florida State	2	3	1	
Virginia Tech	6	12	0	
Boston College	11	13	1	
NC State	4	3	1	
Notre Dame	0	7	0	
Clemson	11	7	0	
Duke	2	2	0	
North Carolina	-	-	-	
Georgia Tech	-	-	-	
Maryland	-	-	-	
Florida State	-	-	-	
Syracuse	-	-	-	
Wake Forest	-	-	-	
Virginia	-	-	-	
Pittsburgh	-	-	-	

Opponent	Date	GS	TOTAL			Pct	3-PTS			FREE THROWS			REBOUNDS				PF	FO	A	TO	Blk	Stl	Pts	Avg
			Min	FG	FGA		3FG	FGA	Pct	FT	FTA	Pct	Off	Def	Tot	Avg								
NORTH FLORIDA	11/08/13	*	23	4	10	.400	0	1	.000	5	9	.556	3	6	9	9.0	2	0	2	3	0	0	13	13.0
RICHMOND	11/10/13	*	14	1	5	.200	0	0	.000	0	0	.000	2	4	6	7.5	3	0	0	2	1	0	2	7.5
MIDDLE TENN	11/15/13	*	17	5	6	.833	0	1	.000	2	2	1.000	0	1	1	5.3	5	1	0	5	0	2	12	9.0
at Oakland	11/19/13	*	21	6	8	.750	1	1	1.000	2	2	1.000	3	2	5	5.3	0	0	2	1	0	2	15	10.5
YALE	11-25-13	*	29	7	13	.538	0	0	.000	3	6	.500	0	7	7	5.6	1	0	0	1	1	3	17	11.8
ST. FRANCIS	11/29/13	*	32	7	12	.583	0	1	.000	1	4	.250	0	5	5	5.5	1	0	0	1	2	3	15	12.3
MISSOURI	11/30/13	*	21	0	3	.000	0	0	.000	0	0	.000	2	6	8	5.9	4	0	2	3	2	0	0	10.6
at Minnesota	12/05/13	*	31	9	16	.563	0	0	.000	2	5	.400	4	2	6	5.9	3	0	2	0	0	3	20	11.8
COPPIN ST.	12/15/13	*	31	2	5	.400	0	0	.000	4	4	1.000	5	7	12	6.6	4	0	0	0	3	1	8	11.3
at Arizona State	12/21/13	*	25	6	11	.545	0	0	.000	3	4	.750	3	3	6	6.5	4	0	2	2	0	3	15	11.7
MORGAN STATE	12-28-13	*	28	7	14	.500	0	1	.000	3	5	.600	5	5	10	6.8	1	0	4	2	0	3	17	12.2
NEW MEXICO	12-29-13	*	26	5	8	.625	0	0	.000	2	2	1.000	2	6	8	6.9	4	0	2	0	1	0	12	12.2
PENN	1-1-14	*	17	0	4	.000	0	0	.000	3	4	.750	0	1	1	6.5	3	0	1	2	1	0	3	11.5
at Wake Forest	01/04/14	*	19	3	8	.375	1	1	1.000	1	2	.500	3	1	4	6.3	2	0	0	4	0	1	8	11.2
FLORIDA STATE	1/9/14	*	11	1	2	.500	0	1	.000	0	0	.000	1	2	3	6.1	5	1	1	4	1	1	2	10.6
at Virginia Tech	01/12/14	*	29	2	7	.286	1	2	.500	1	2	.500	4	8	12	6.4	1	0	0	2	0	1	6	10.3
at Boston College	1/16/14	*	29	5	9	.556	0	1	.000	1	2	.500	6	7	13	6.8	4	0	1	0	1	3	11	10.4
NC STATE	1-19-14	*	9	1	4	.250	0	0	.000	2	2	1.000	2	1	3	6.6	4	0	1	2	0	0	4	10.0
at Notre Dame	01/23/14	*	19	0	1	.000	0	0	.000	0	0	.000	1	6	7	6.6	2	0	0	5	0	1	0	9.5
at Clemson	01/26/14	*	28	4	8	.500	0	0	.000	3	5	.600	3	4	7	6.7	5	1	0	2	1	1	11	9.6
DUKE	01/30/14	*	16	1	4	.250	0	0	.000	0	0	.000	0	2	2	6.4	1	0	0	0	0	1	2	9.2
Totals			15	475	76	.481	3	10	.300	38	60	.633	49	86	135	6.4	59	3	20	41	14	29	193	9.2



SURIYA MCGUIRE #33

Junior | Guard | 5-11

Minneapolis, Minn. | Roosevelt

McGuire Season / Career Highs

Points

Season: 23, vs Duke 1/30/14

Career: 23, vs Duke 1/30/14

Rebounds

Season: 10, vs NC State 1/19/14

Career: 10, vs NC State 1/19/14

Assists

Season: 5*, vs NC State 1/19/14

Career: 6, vs. Louisiana-Monroe 2/16/11

Steals

Season: 4, vs. UNF 11/8/13

Career: 5, vs. Alcorn State 12/3/12

Blocked Shots

Season: 3, vs NC State 1/19/14

Career: 3*, vs. VCU 12/29/11

Field Goals

Season: 10, Wake Forest 1/4/14

Career: 10, Wake Forest 1/4/14

Field Goal Attempts

Season: 16, Wake Forest 1/4/14

Career: 16, Wake Forest 1/4/14

Free Throws

Season: 8, vs Missouri 11/30/13

Career: 8, vs Missouri 11/30/13

Free Throw Attempts

Season: 13, vs Missouri 11/30/13

Career: 13, vs Missouri 11/30/13

3-Point Field Goals

Season: 1, at Oakland 11/19/13

Career: 2, vs. FAU 11/23/12

3-Point Field Goal Attempts

Season: 2*, at Oakland 11/19/13

Career: 2*, at Oakland 11/19/13

Minutes

Season: 35, vs Richmond 11/10/13

Career: 35, vs. Richmond 11/10/13

*Recorded more than once with most recent listed

2013-14 (Junior)

Led the team with 15 points in the season-opening win against UNF while also swiping a season-high four steals ... Notched second straight double figures scoring night with 11 points and five rebounds in the loss to Richmond on Nov. 10 ... Scored 10 points against Middle Tennessee, marking her third straight double digit scoring effort ... Tallied 12 points while grabbing four boards in the win against Yale ... Scored season-high 16 points and grabbed eight rebounds as Miami beat Missouri to win the Thanksgiving tournament ... Was named to the all-tournament team ... Scored 11 points and pulled down nine rebounds on the road at Minnesota ... Scored 17 points and grabbed five rebounds in the loss at Arizona State ... Tallied 13 points on 4-of-10 shooting from the field against New Mexico in the Holiday Tournament Championship ... In ACC-opener at Wake Forest, scored a career-high 22 points on 10-of-16 shooting.

As a Sophomore (2012-13): Scored 13 points and pulled down a career-best seven rebounds vs. Florida State (3/8)... Scored 12 points and grabbed four rebounds at Virginia Tech (3/3)... Tied a career-best with six rebounds at NC State (2/21), also added eight points... Scored 12 points and grabbed five rebounds vs. Boston College (2/17)... Scored 10 points vs. Florida State (2/10) to go with five rebounds and four assists... Scored 10 first-half points and had four assists vs. Virginia Tech (2/3)... Scored a new career best of 17 points at Wake Forest (1/24), for the second time this season, made game-winning basket in final seconds... Scored 11 points, including reaching a career-best with five made free throws vs. Georgia Tech (1/17), added team-best four assists and four rebounds... Matched a career-high 13 points at No. 10 Maryland (1/10), also added five rebounds... Grabbed a career-best six rebounds vs. Wisconsin (12/29)... Poured in a new career-best 13 points to go with five steals vs. Alcorn State (12/3)... Scored eight points, including the game-winner on a layup against No. 6 Penn State (11/29)... Matched a career-best with five rebounds vs. Radford, also scored eight points (11/24)... Dished out five assists and scored four points to go with three steals vs. UNF (11/9).

As a Freshman (2011-12): Scored nine points at Boston College (1/29)... In just 11 minutes, scored season-best 10 points, to go with three rebounds and three blocks (12/29)... Scored six points with two boards vs. Holy Cross (12/28)... Dished out six assists to go with four rebounds vs. ULM (12/16)... Had four steals in just 11 minutes vs. Ole Miss (12/10)... Recorded career-first block vs. Longwood (11/27), while scoring five points and pulling down four rebounds... Had seven points with five rebounds vs. USF (11/24)... Scored nine points to go with four steals in 13 minutes vs. Prairie View A&M... Was defensive catalyst for Canes at No. 3 Tennessee (11/15), recording pair of steals to go with four points... Scored four points, grabbed five boards and handed out pair of assists in collegiate debut, win over Texas-Pan American (11/11).

High School: Was ranked as No. 7 overall player in nation by Collegiate Girls Basketball Report and fifth-best point guard by hoopgurlz.com... Scored 13 points per game season ago and was one of five players to be named to Nike Nationals All-Tournament Team while playing for North Tartan AAU squad.

Opponent	Date	GS	TOTAL				3-PTS			FREE THROWS			REBOUNDS				PF	FO	A	TO	Blk	Stl	Pts	Avg	
			Min	FG	FGA	Pct	3FG	FGA	Pct	FT	FTA	Pct	Off	Def	Tot	Avg									
NORTH FLORIDA	11/08/13	*	17	7	11	.636	0	2	.000	1	1	1.000	0	0	0	0.0	2	0	0	2	1	4	15	15.0	
RICHMOND	11/10/13	*	35	5	10	.500	0	1	.000	1	3	.333	1	4	5	2.5	2	0	4	5	2	3	11	13.0	
MIDDLE TENN	11/15/13	*	30	4	11	.364	0	0	.000	2	3	.667	0	3	3	2.7	2	0	0	4	0	2	10	12.0	
at Oakland	11/19/13	*	21	1	5	.200	1	2	.500	0	2	.000	4	2	6	3.5	1	0	2	2	2	0	3	9.8	
YALE	11-25-13		18	5	7	.714	0	1	.000	2	3	.667	1	3	4	3.6	1	0	1	1	0	0	12	10.2	
ST. FRANCIS	11/29/13		19	2	4	.500	0	0	.000	1	2	.500	1	2	3	3.5	3	0	2	5	0	2	5	9.3	
MISSOURI	11/30/13		30	4	10	.400	0	0	.000	8	13	.615	4	4	8	4.1	3	0	3	2	2	2	16	10.3	
at Minnesota	12/05/13	*	29	5	12	.417	0	0	.000	1	1	1.000	5	4	9	4.8	4	0	5	0	1	2	11	10.4	
COPPIN ST.	12/15/13	*	23	2	9	.222	0	1	.000	2	4	.500	5	3	8	5.1	2	0	3	1	1	1	6	9.9	
at Arizona State	12/21/13	*	26	7	12	.583	0	0	.000	3	4	.750	1	4	5	5.1	4	0	1	2	1	1	17	10.6	
MORGAN STATE	12-28-13	*	20	3	5	.600	0	1	.000	2	2	1.000	1	1	2	4.8	4	0	3	3	2	2	8	10.4	
NEW MEXICO	12-29-13	*	30	4	10	.400	1	2	.500	4	9	.444	0	2	2	4.6	1	0	1	2	2	2	13	10.6	
PENN	1-1-14	*	16	4	6	.667	0	0	.000	0	1	.000	2	3	5	4.6	4	0	0	1	0	0	8	10.4	
at Wake Forest	01/04/14	*	20	10	16	.625	0	0	.000	2	2	1.000	2	2	4	4.6	3	0	0	2	0	0	22	11.2	
FLORIDA STATE	1/9/14	*	21	1	7	.143	0	1	.000	2	5	.400	3	2	5	4.6	2	0	1	2	0	1	4	10.7	
at Virginia Tech	01/12/14		18	3	10	.300	0	0	.000	1	2	.500	1	3	4	4.6	2	0	0	3	1	0	7	10.5	
at Boston College	1/16/14		14	0	3	.000	0	0	.000	0	0	.000	1	1	2	4.4	2	0	1	3	2	1	0	9.9	
NC STATE	1-19-14		28	6	13	.462	0	3	.000	0	0	.000	5	5	10	4.7	3	0	5	0	3	1	12	10.0	
at Notre Dame	01/23/14		21	3	10	.300	0	0	.000	0	0	.000	0	2	2	4.6	3	0	1	4	0	1	6	9.8	
at Clemson	01/26/14		24	4	12	.333	0	2	.000	0	0	.000	3	2	5	4.6	2	0	0	1	1	2	8	9.7	
DUKE	01/30/14	*	36	8	15	.533	0	2	.000	7	12	.583	1	2	3	4.5	0	0	0	1	2	4	23	10.3	
Totals			13	496	88	198	.444	2	18	.111	39	69	.565	41	54	95	4.5	50	0	33	46	23	31	217	10.3



ADRIENNE MOTLEY

Freshman | Guard | 5-9

Newport News, Va. | Woodside HS

#23

2013-14 (Freshman)

Scored nine points and registered eight rebounds in her collegiate debut against UNF ... Scored eight points while grabbing three boards in the road win at Oakland ... Tallied four points and four rebounds against Yale on Nov. 25 ... Scored nine points and grabbed four rebounds in the win against St. Francis Brooklyn ... Reached a new career-high in scoring with 12 points in the win over Missouri to win the Thanksgiving tournament ... Scored 10 points and retrieved four rebounds in the win against Morgan State ... Followed it up with a career-high 18 points in the Holiday Tournament championship where she was eventually named tournament MVP ... Tallied 17 points and six rebounds in home loss vs. Penn ... Notched fourth straight double-figure scoring game with 10-point outing at Wake Forest on 1/4/14.

High School: Graduated from Woodside HS in 2013 where she played for Coach Mike Tallon ... TCIS Player of the Year ... Named TCIS first-team All-Conference ... Named 2011, 2012, and 2013 Peninsula District Player of the Year ... 2012 and 2013 Gatorade Player of the Year Finalist ... 2012 and 2013 first team all-state ... Nominee for 2013 McDonalds All-American Game ... Rated No. 27 overall and No. 7 guard in 2013 ESPN HoopGurlz Recruiting Rankings ... Recipient of 2013 Peninsula Sports Club Award, Outstanding High School Female Athlete of the Year ... 2012 Virginia Co-Player of the Year ... 2011-12 Eastern Region Player of the Year.

Personal: Born on Sept. 27, 1995, in Amsterdam, Netherlands ... Hobbies include listening to music ... Majoring in communications/broadcast journalism ... Held summer jobs at Hampton University communications program and as youth league coach ... Names Rajon Rondo as athletic role model ... Her uncle, Kenny Harris, played basketball at VCU ... Daughter of Adrian and Norma Motley ... Has two sisters, Nikesha Williams and Dominique Mason.

2013-14			
Opposition	P	R	A
UNF	9	8	2
Richmond	0	3	3
Middle Tennessee	2	3	4
Oakland	8	3	3
Yale	4	4	2
St. Francis	9	4	2
Mizzou/Hartford	12	4	3
Minnesota	2	0	1
Coppin State	8	1	5
Arizona State	6	1	2
Morgan State	10	4	2
New Mexico	18	3	1
Penn	17	6	2
Wake Forest	10	6	1
Florida State	8	4	5
Virginia Tech	11	3	3
Boston College	11	5	0
NC State	14	2	3
Notre Dame	10	5	1
Clemson	14	3	1
Duke	15	7	6
North Carolina	-	-	-
Georgia Tech	-	-	-
Maryland	-	-	-
Florida State	-	-	-
Syracuse	-	-	-
Wake Forest	-	-	-
Virginia	-	-	-
Pittsburgh	-	-	-

Motley Season / Career Highs

Points

Season: 18, vs New Mexico 12/29/13

Rebounds

Season: 8, vs UNF 11/8/13

Assists

Season: 6, vs Duke 1/30/14

Steals

Season: 4, vs. UNF 11/8/13

Blocked Shots

Season: 1* at Oakland 11/19/13

Field Goals

Season: 8, vs. Penn 1/1/14

Field Goal Attempts

Season: 13, vs. Penn 1/1/14

Free Throws

Season: 5, vs Missouri 11/30/13

Free Throw Attempts

Season: 7, vs Missouri 11/30/13

3-Point Field Goals

Season: 3, vs New Mexico 12/29/13

3-Point Field Goal Attempts

Season: 5*, at Wake Forest 1/4/14

Minutes

Season: 33, vs Missouri 11/30/13

*Recorded more than once with most recent listed

Opponent	Date	GS	TOTAL				3-PTS			FREE THROWS			REBOUNDS				PF	FO	A	TO	Blk	Stl	Pts	Avg	
			Min	FG	FGA	Pct	3FG	FGA	Pct	FT	FTA	Pct	Off	Def	Tot	Avg									
NORTH FLORIDA	11/08/13	*	29	3	11	.273	0	5	.000	3	6	.500	2	6	8	8.0	1	0	2	3	0	4	9	9.0	
RICHMOND	11/10/13	*	28	0	6	.000	0	2	.000	0	0	.000	3	0	3	5.5	2	0	3	5	0	1	0	4.5	
MIDDLE TENN	11/15/13	*	23	0	4	.000	0	1	.000	2	3	.667	1	2	3	4.7	0	0	4	0	1	0	2	3.7	
at Oakland	11/19/13	*	25	4	11	.364	0	2	.000	0	0	.000	1	2	3	4.3	3	0	3	0	1	0	8	4.8	
YALE	11-25-13	*	24	2	6	.333	0	1	.000	0	0	.000	2	2	4	4.2	3	0	2	2	0	2	4	4.6	
ST. FRANCIS	11/29/13	*	29	4	9	.444	0	1	.000	1	1	1.000	2	2	4	4.2	1	0	2	2	1	1	9	5.3	
MISSOURI	11/30/13	*	33	3	9	.333	1	4	.250	5	7	.714	1	3	4	4.1	0	0	3	1	0	1	12	6.3	
at Minnesota	12/05/13	*	12	1	3	.333	0	0	.000	0	0	.000	0	0	0	3.6	1	0	1	1	0	0	2	5.8	
COPPIN ST.	12/15/13	*	21	2	6	.333	0	2	.000	4	5	.800	1	0	1	3.3	3	0	5	1	0	2	8	6.0	
at Arizona State	12/21/13	*	24	2	6	.333	2	2	1.000	0	0	.000	1	0	1	3.1	2	0	2	1	0	1	6	6.0	
MORGAN STATE	12-28-13	*	29	4	9	.444	0	2	.000	2	2	1.000	2	2	4	3.2	1	0	2	3	0	2	10	6.4	
NEW MEXICO	12-29-13	*	27	7	11	.636	3	4	.750	1	1	1.000	1	2	3	3.2	2	0	2	1	0	0	18	7.3	
PENN	1-1-14	*	30	8	13	.615	0	3	.000	1	1	1.000	4	2	6	3.4	1	0	2	0	0	1	17	8.1	
at Wake Forest	01/04/14	*	31	4	10	.400	2	5	.400	0	0	.000	4	2	6	3.6	2	0	1	5	0	2	10	8.2	
FLORIDA STATE	1/9/14	*	30	4	12	.333	0	2	.000	0	1	.000	2	2	4	3.6	2	0	5	1	1	1	8	8.2	
at Virginia Tech	01/12/14	*	26	3	9	.333	0	0	.000	5	6	.833	1	2	3	3.6	3	0	3	0	0	0	11	8.4	
at Boston College	1/16/14	*	35	3	9	.333	1	2	.500	4	5	.800	3	2	5	3.6	2	0	0	1	0	0	11	8.5	
NC STATE	1-19-14	*	33	5	10	.500	2	3	.667	2	2	1.000	1	1	2	3.6	2	0	3	1	0	1	14	8.8	
at Notre Dame	01/23/14	*	28	4	9	.444	0	0	.000	2	2	1.000	2	3	5	3.6	3	0	1	4	0	2	10	8.9	
at Clemson	01/26/14	*	27	5	9	.556	2	5	.400	2	3	.667	1	2	3	3.6	4	0	1	2	0	1	14	9.2	
DUKE	01/30/14	*	34	6	11	.545	2	4	.500	1	1	1.000	1	6	7	3.8	4	0	6	2	0	2	15	9.4	
Totals			18	578	74	183	.404	15	50	.300	35	46	.761	36	43	79	3.8	42	0	53	36	4	24	198	9.4



KRYSTAL SAUNDERS#12

Senior | Guard | 5-8

West Park, Fla. | South Broward

Saunders Season / Career Highs

Points

Season: 22, vs NC State 1/19/14

Career: 22, vs NC State 1/19/14

Rebounds

Season: 7, vs NC State 1/19/14

Career: 8, vs. Florida Atlantic 11/26/10

Assists

Season: 5, vs St. Francis 11/29/13

Career: 5*, vs. St. Francis 11/29/13

Steals

Season: 3, vs. Florida State 1/9/14

Career: 4*, vs. Wisconsin 12/29/12

Blocked Shots

Season:

Career: 1*, vs. Central Conn. St. 12/28/12

Field Goals

Season: 6, vs NC State 1/19/14

Career: 6, vs NC State 1/19/14

Field Goal Attempts

Season: 20, vs Morgan State 12/28/13

Career: 20, vs Morgan State 12/28/13

Free Throws

Season: 5, at Wake Forest 1/4/14

Career: 7, vs. Duke 2/8/13

Free Throw Attempts

Season: 4, vs St. Francis 11/29/13

Career: 10, vs. Duke 2/28/13

3-Point Field Goals

Season: 6, vs NC State 1/19/14

Career: 5*, vs Morgan State 12/28/13

3-Point Field Goal Attempts

Season: 20, vs Morgan State 12/28/13

Career: 20, vs Morgan State 12/28/13

Minutes

Season: 35*, vs. NC State 1/19/14

Career: 39, vs. Georgia Tech 1/17/13

*Recorded more than once with most recent listed

2013-14 (Senior)

Scored a career-high 16 points in season-opening win against UNF while going 5-for-6 on threes ... Also pulled down four rebounds ... Scored five points and contributed five rebounds in the loss to Richmond ... Recorded second double digit scoring night in 12-point effort at Oakland on Nov. 19 ... Scored 12 points while pulling down six rebounds and dishing five assists in the win against St. Francis Brooklyn ... Scored seven points as Miami won the crown at the Miami Thanksgiving Tournament against Missouri ... Dropped in nine points on 3-of-8 shooting in the road loss at Minnesota ... Scored 12 points in win against Coppin State on 4-of-14 shooting ... Came one point shy of tying her career-high in scoring with 15-point outing against Morgan State ... In ACC-opener at Wake Forest, dropped in 15 points including 2-for-5 from behind the arc.

As a Junior (2012-13): Grabbed a season-high seven rebounds at Virginia Tech (3/3)... Matched a season-high with 15 points vs. Duke (2/28)... Scored 11 points and grabbed four rebounds vs. Boston College (2/17)... Had nine points to go with four rebounds vs. Florida State (2/10)... Scored nine points and grabbed three rebounds at Wake Forest (1/24)... Tied a season-best with six rebounds to go with seven points vs. Georgia Tech (1/17)... Scored 10 points to go with six rebounds vs. Wisconsin (12/29)... Reached season-highs in points (13), rebounds (6) and assists (4) vs. Davidson (12/8)... Scored eight points in Miami's win over No. 6 Penn State (11/29)... Knocked down a pair of threes on way to score 13 points vs. Radford (11/24)... Hit three-pointer with 17 second left to seal win at Richmond (11/12)... Scored five points and pulled down five rebounds vs. UNF (11/9).

As a Sophomore (2011-12): Grabbed seven rebounds, six on offensive glass and scored nine points at Duke (2/24)... Made first career start vs. Virginia Tech (1/23)... Scored career-high 16 points vs. ULM (12/16), connecting on 2-of-3 3-pointers... Hit first 3-pointer of season at Michigan State (12/1)... Dished out five assists to go with two steals and four points vs. Longwood (11/27)... Had seven points and was 3-3 from FT line at Alaska Anchorage (11/23)... Scored six points and grabbed six rebounds to go with five assists and pair of steals vs. Prairie View A&M (11/17).

As a Freshman (2010-11): Appeared in 24 games of 2010-11 season... Led all freshman with 18.8 minutes per game despite missing nine games with hand injury... Scored career-best 14 points against George Washington (12/28)... Grabbed career-high eight rebounds vs. FAU (11/26)... Led team once on season in rebounds, assists and steals.

High School: Was named Florida's Miss Basketball after leading South Broward to 23-2 record and appearance in Class 6A Final Four... Led team with 22.7 points, 7.0 rebounds

2010-11				2011-12			
Opposition	P	R	A	Opposition	P	R	A
KENNESAW STATE	5	4	3	TEXAS-PAN AMERICAN	2	2	1
at Nebraska	4	1	2	at Tennessee	2	1	0
MIAMI (OH)	8	0	0	PRAIRIE VIEW A&M	6	6	5
UAB	2	0	0	at Alaska-Anchorage	7	1	0
FLORIDA ATLANTIC	6	8	2	vs. USF	6	2	2
UNC GREENSBORO	3	3	1	LONGWOOD	4	3	5
SOUTHERN	2	3	3	at Michigan State	3	3	3
CAL STATE BAKERSFIELD	3	0	0	RUTGERS	0	0	0
GEORGETOWN	8	1	1	OLE MISS	0	1	1
ALCON STATE	2	3	3	LA-MONROE	16	4	1
UC RIVERSIDE	10	3	0	at Georgetown	0	1	0
at Ole Miss	0	0	1	HOLY CROSS	2	5	2
GEORGE WASHINGTON	14	2	1	VCU	4	2	1
MORGAN STATE	4	4	1	at North Carolina	0	0	0
LIPSCOMB	7	0	2	NC STATE	6	3	1
at Virginia	0	0	0	at Georgia Tech	2	3	3
at Virginia Tech	8	1	1	MARYLAND	0	0	0
CLEMSON	6	3	2	at Florida State	0	2	2
BOSTON COLLEGE	2	1	1	at Virginia	2	0	1
at Florida State	6	0	0	VIRGINIA TECH	4	1	1
NC STATE	0	1	1	WAKE FOREST	4	1	0
GEORGIA TECH	3	1	2	at Boston College	6	4	2
at Duke	0	1	1	CLEMSON	0	4	1
MARYLAND	0	0	0	NORTH CAROLINA	4	2	0
at North Carolina	-	-	-	at Maryland	0	0	0
at Boston College	-	-	-	at NC State	3	1	0
WAKE FOREST	-	-	-	FLORIDA STATE	0	0	0
FLORIDA STATE	-	-	-	at Duke	9	7	0
at Georgia Tech	-	-	-	BOSTON COLLEGE	6	2	2
vs. NC State	-	-	-	vs. Wake Forest	0	1	0
vs. North Carolina	-	-	-	vs. Idaho State	3	2	0
vs. Gardner-Webb	-	-	-	at Gonzaga	3	1	1
vs. Oklahoma	-	-	-				

2012-13			
Opposition	P	R	A
UNF	5	5	2
Richmond	3	0	2
Tennessee	2	2	0
FAU	2	1	1
Radford	13	5	3
Penn State	8	2	1
Alcorn State	3	5	2
Davidson	13	6	4
Rutgers	7	3	3
NC State	2	3	2
Central Conn. St.	7	5	3
Wisconsin	10	6	1
Clemson	7	2	1
Virginia	8	4	3
Maryland	3	0	0
Florida State	6	3	3
Georgia Tech	7	6	2
Virginia	6	1	3
Wake Forest	9	3	0
North Carolina	7	2	1
Duke	15	2	2
Virginia Tech	2	5	2
Clemson	2	4	2
Florida State	9	4	0
Boston College	11	4	1
NC State	0	0	1
Georgia Tech	0	1	3
Duke	15	1	1
Virginia Tech	3	7	2
Virginia Tech	4	3	0
Florida State	2	2	2

2013-14			
Opposition	P	R	A
UNF	16	4	2
Richmond	5	5	2
Middle Tennessee	2	2	1
Oakland	12	2	4
Yale	2	1	1
St. Francis	13	6	5
Mizzou/Hartford	7	2	1
Minnesota	9	0	1
Coppin State	12	1	1
Arizona State	3	5	2
Morgan State	15	3	1
New Mexico	3	3	2
Penn	0	6	2
Wake Forest	15	2	4
Florida State	16	4	1
Virginia Tech	9	3	1
Boston College	5	0	2
NC State	22	7	4
Notre Dame	2	2	0
Clemson	0	4	1
Duke	14	2	1
North Carolina	-	-	-
Georgia Tech	-	-	-
Maryland	-	-	-
Florida State	-	-	-
Syracuse	-	-	-
Wake Forest	-	-	-
Virginia	-	-	-
Pittsburgh	-	-	-

Opponent	Date	GS	TOTAL			3-PTS			FREE THROWS			Off	Def	Tot	Avg	PF	FO	A	TO	Blk	Stl	Pts	Avg		
			Min	FG	FGA	Pct	3FG	FGA	Pct	FT	FTA													Pct	
NORTH FLORIDA	11/08/13	*	29	5	8	.625	5	6	.833	1	2	.500	0	4	4	4.0	2	0	2	2	0	3	16	16.0	
RICHMOND	11/10/13	*	33	1	15	.067	1	9	.111	2	2	1.000	3	2	5	4.5	3	0	2	2	0	1	5	10.5	
MIDDLE TENN	11/15/13	*	33	1	6	.167	0	4	.000	0	0	.000	1	1	2	3.7	4	0	1	3	0	0	2	7.7	
at Oakland	11/19/13	*	26	4	8	.500	4	7	.571	0	0	.000	0	2	2	3.3	2	0	4	1	0	0	12	8.8	
YALE	11-25-13	*	16	1	2	.500	0	0	.000	0	1	.000	0	1	1	2.8	4	0	1	2	0	0	2	7.4	
ST. FRANCIS	11/29/13	*	34	3	6	.500	3	6	.500	4	4	1.000	1	5	6	3.3	0	0	5	0	0	0	13	8.3	
MISSOURI	11/30/13	*	34	2	6	.333	1	4	.250	2	2	1.000	1	1	2	3.1	1	0	1	1	0	0	7	8.1	
at Minnesota	12/05/13	*	32	3	8	.375	3	7	.429	0	0	.000	0	0	0	2.8	5	1	1	0	0	1	9	8.3	
COPPIN ST.	12/15/13	*	25	4	14	.286	4	13	.308	0	0	.000	0	1	1	2.6	0	0	1	1	0	2	12	8.7	
at Arizona State	12/21/13	*	34	1	4	.250	1	4	.250	0	0	.000	3	2	5	2.8	4	0	2	2	0	1	3	8.1	
MORGAN STATE	12-28-13	*	29	5	20	.250	5	19	.263	0	0	.000	0	3	3	2.8	1	0	1	0	0	3	15	8.7	
NEW MEXICO	12-29-13	*	35	1	9	.111	1	6	.167	0	0	.000	0	3	3	2.8	1	0	2	0	0	1	3	8.3	
PENN	1-1-14	*	34	0	5	.000	0	3	.000	0	0	.000	2	4	6	3.1	1	0	2	1	0	0	0	7.6	
at Wake Forest	01/04/14	*	30	4	7	.571	2	5	.400	5	5	1.000	1	1	2	3.0	3	0	4	1	0	0	15	8.1	
FLORIDA STATE	1/9/14	*	33	5	12	.417	4	10	.400	2	2	1.000	3	1	4	3.1	2	0	1	2	0	3	16	8.7	
at Virginia Tech	01/12/14	*	34	3	6	.500	3	5	.600	0	0	.000	1	2	3	3.1	1	0	1	1	0	2	9	8.7	
at Boston College	1/16/14	*	34	2	9	.222	1	6	.167	0	0	.000	0	0	0	2.9	2	0	2	0	0	1	5	8.5	
NC STATE	1-19-14	*	35	6	10	.600	6	8	.750	4	7	.571	1	6	7	3.1	2	0	4	4	0	0	22	9.2	
at Notre Dame	01/23/14	*	29	0	3	.000	0	3	.000	2	2	1.000	1	1	2	3.1	3	0	0	2	0	0	2	8.8	
at Clemson	01/26/14	*	29	0	8	.000	0	7	.000	0	0	.000	3	1	4	3.1	2	0	1	1	0	0	0	8.4	
DUKE	01/30/14	*	29	5	12	.417	4	11	.364	0	0	.000	1	1	2	3.0	3	0	1	1	0	2	14	8.7	
Totals			21	647	56	.178	.315	48	.143	.336	22	27	.815	22	42	64	3.0	46	1	39	27	0	20	182	8.7



NECOLE STERLING

Junior | Forward | 5-10

#15

Los Angeles, Calif. | Gulf Coast Community College | Stonewall Jackson HS

2013-14

Scored three points in her Miami debut on Nov. 8 against UNF ... Went off for 14 points on 6-of-14 shooting in the loss to Richmond on Nov. 10 while also grabbing four rebounds ... Tallied nine points, two assists, two rebounds, and a steal against Middle Tennessee ... Scored six points and grabbed nine boards in the road win at Oakland on Nov. 19 ... Contributed five points, two rebounds and an assist at home against Yale on Nov. 25 ... Scored seven points on 3-of-9 shooting in loss at Arizona State ... Scored in double figures for the second time this season in 10-point outing against Penn ... Grabbed three rebounds and scored three points in the ACC opener at Wake Forest on 1/4/14.

Junior College: Sterling comes to Miami by way of Gulf Coast Community College where she played for Coach Vernette Skeete ... Was named all-conference and to the All-National Tournament Team.

High School: Graduated from Stonewall Jackson HS in 2011 ... Played for Coach Nsonji White ... Earned four varsity letters ... Played for AAU team Horizon Sandstorms.

Personal: Born on Aug. 21, 1993 in Los Angeles, Calif. ... Majoring in liberal arts ... Hobbies include watching movies and watching basketball ... Daughter of Zenelta Looper-Scott ... Has one brother, Nicholie Scott.

2013-14				
Opposition	P	R	A	
UNF	3	7	1	
Richmond	14	4	2	
Middle Tennessee	9	2	2	
Oakland	6	9	4	
Yale	5	2	1	
St. Francis	0	1	1	
Mizzou	-	-	-	
Minnesota	2	2	3	
Coppin State	2	2	0	
Arizona State	7	3	0	
Morgan State	3	5	1	
New Mexico	0	1	0	
Penn	10	3	0	
Wake Forest	15	2	4	
Florida State	2	0	0	
Virginia Tech	0	0	0	
Boston College	0	0	0	
NC State	0	1	0	
Notre Dame	6	4	1	
Clemson	4	6	1	
Duke	-	-	-	
North Carolina	-	-	-	
Georgia Tech	-	-	-	
Maryland	-	-	-	
Florida State	-	-	-	
Syracuse	-	-	-	
Wake Forest	-	-	-	
Virginia	-	-	-	
Pittsburgh	-	-	-	

Sterling Season / Career Highs

Points

Season: 14, vs Richmond 11/10/13

Rebounds

Season: 9, at Oakland 11/19/13

Assists

Season: 4, at Oakland 11/19/13

Steals

Season: 2*, vs. Morgan State 12/28/13

Blocked Shots

Season:

Field Goals

Season: 6, vs Richmond 11/10/13

Field Goal Attempts

Season: 14, vs Richmond 11/10/13

Free Throws

Season: 3, vs Penn 1/1/14

Free Throw Attempts

Season: 3, vs Penn 1/1/14

3-Point Field Goals

Season: 2, vs Richmond 11/10/13

3-Point Field Goal Attempts

Season: 6, vs Richmond 11/10/13

Minutes

Season: 28*, vs. Richmond 11/10/13

*Recorded more than once with most recent listed

Opponent	Date	GS	TOTAL				3-PTS			FREE THROWS			REBOUNDS				PF	FO	A	TO	Blk	Stl	Pts	Avg	
			Min	FG	FGA	Pct	3FG	FGA	Pct	FT	FTA	Pct	Off	Def	Tot	Avg									
NORTH FLORIDA	11/08/13		28	1	7	.143	1	3	.333	0	1	.000	1	6	7	7.0	1	0	1	2	0	2	3	3.0	
RICHMOND	11/10/13		28	6	14	.429	2	6	.333	0	1	.000	1	3	4	5.5	2	0	2	1	0	0	14	8.5	
MIDDLE TENN	11/15/13	*	25	4	11	.364	1	4	.250	0	0	.000	1	1	2	4.3	2	0	2	2	0	1	9	8.7	
at Oakland	11/19/13	*	19	2	7	.286	1	3	.333	1	2	.500	3	6	9	5.5	1	0	4	3	0	0	6	8.0	
YALE	11-25-13		15	2	3	.667	1	1	1.000	0	0	.000	0	2	2	4.8	4	0	1	3	0	0	5	7.4	
ST. FRANCIS	11/29/13		11	0	1	.000	0	0	.000	0	0	.000	0	1	1	4.2	3	0	1	2	0	0	0	6.2	
at Minnesota	12/05/13		14	1	7	.143	0	3	.000	0	0	.000	1	1	2	3.9	2	0	3	3	0	0	2	5.6	
COPPIN ST.	12/15/13		8	1	3	.333	0	1	.000	0	0	.000	1	1	2	3.6	1	0	0	1	0	1	2	5.1	
at Arizona State	12/21/13		13	3	9	.333	1	1	1.000	0	0	.000	1	2	3	3.6	3	0	0	3	0	0	7	5.3	
MORGAN STATE	12-28-13		23	1	6	.167	0	2	.000	1	2	.500	3	2	5	3.7	2	0	1	2	0	2	3	5.1	
NEW MEXICO	12-29-13		6	0	0	.000	0	0	.000	0	1	.000	0	1	1	3.5	0	0	0	2	0	1	0	4.6	
PENN	1-1-14		15	3	8	.375	1	2	.500	3	3	1.000	1	2	3	3.4	0	0	0	1	0	0	10	5.1	
at Wake Forest	01/04/14		11	0	3	.000	0	0	.000	3	4	.750	0	3	3	3.4	3	0	1	1	0	1	3	4.9	
FLORIDA STATE	1/9/14		3	0	0	.000	0	0	.000	2	2	1.000	0	0	0	3.1	1	0	0	0	0	0	2	4.7	
at Virginia Tech	01/12/14		6	0	3	.000	0	0	.000	0	0	.000	0	0	0	2.9	1	0	0	1	1	0	0	4.4	
at Boston College	1/16/14		4	0	0	.000	0	0	.000	0	0	.000	0	0	0	2.8	1	0	0	1	0	0	0	4.1	
NC STATE	1-19-14		4	0	2	.000	0	1	.000	0	0	.000	0	1	1	2.6	0	0	0	0	0	0	0	3.9	
at Notre Dame	01/23/14		17	2	7	.286	0	2	.000	2	2	1.000	3	1	4	2.7	1	0	1	3	1	0	6	4.0	
at Clemson	01/26/14		13	1	5	.200	0	1	.000	2	2	1.000	1	5	6	2.9	0	0	1	1	1	0	4	4.0	
Totals			2	263	27	96	.281	8	30	.267	14	19	.737	17	38	55	2.9	28	0	18	32	3	8	76	4.0



JESSICA THOMAS

Freshman | Guard | 5-6

Gainesville, Fla. | Buchholz HS

#3

2013-14 (Freshman)

Scored 13 points in her collegiate debut against UNF on 5-for-9 shooting from the field ... Also dished out two assists and sunk 3-of-7 three-pointers ... Scored 10 points and grabbed four rebounds against Richmond ... Tallied 11 points while going 4-for-4 from the line against Middle Tennessee on Nov. 15 ... In first road game of season scored 15 points, grabbed five rebounds and dished out six assists in the win ... Scored in double figures for the fifth straight game of her young career in 10-point effort against Yale ... Scored 10 points and grabbed two rebounds in the loss at Arizona State ... Went 3-for-5 shooting in the game ... Scored four points and added four rebounds in the ACC-opening win at Wake Forest.

High School: Graduated from Buchholz HS in 2013 ... Played for head coach Rebecca Williams ... Named 2013 Florida Miss Basketball ... Was named all-state, first team all-area, 7A MVP, and Father Lopez Christmas Tournament MVP ... Was named team captain and Queen of the Court ... Averaged 32 points, six assists and three steals in senior season ... Team won class 7A State Championship ... Was also member of women's golf team ... Member of National Honors Society and was named Scholar Athlete of the Year.

Personal: Full name is Jessica Lauren Thomas ... Goes by JT ... Born on Oct. 27, 1994, in Gainesville, Fla... Majoring in communications ... Daughter of Tara and Larone Thomas.

Opposition	2013-14		
	P	R	A
UNF	13	2	2
Richmond	10	4	1
Middle Tennessee	11	4	2
Oakland	15	5	6
Yale	10	2	3
St. Francis	9	4	2
Mizzou	3	1	0
Minnesota	0	1	0
Coppin State	4	2	0
Arizona State	10	2	1
Morgan State	2	4	3
New Mexico	2	1	2
Penn	3	1	2
Wake Forest	4	4	0
Florida State	0	1	1
Virginia Tech	9	3	2
Boston College	4	0	1
NC State	5	0	1
Notre Dame	7	2	3
Clemson	11	3	2
Duke	0	2	2
North Carolina	-	-	-
Georgia Tech	-	-	-
Maryland	-	-	-
Florida State	-	-	-
Syracuse	-	-	-
Wake Forest	-	-	-
Virginia	-	-	-
Pittsburgh	-	-	-

Thomas Season / Career Highs

Points
Season: 15, at Oakland 11/19/13
Rebounds
Season: 5, at Oakland 11/19/13
Assists
Season: 6, at Oakland 11/19/13
Steals
Season: 3*, vs. Yale 11/25/13
Blocked Shots
Season:
Field Goals
Season: 5, vs UNF 11/8/13
Field Goal Attempts
Season: 9, vs UNF 11/8/13
Free Throws
Season: 3, at Oakland 11/19/13
Free Throw Attempts
Season: 7, at Oakland 11/19/13
3-Point Field Goals
Season: 4, at Oakland 11/19/13
3-Point Field Goal Attempts
Season: 7, vs UNF 11/8/13
Minutes
Season: 29, vs UNF 11/8/13

*Recorded more than once with most recent listed

Opponent	Date	GS	TOTAL			3-PTS			FREE THROWS			REBOUNDS				PF	FO	A	TO	Blk	Stl	Pts	Avg	
			Min	FG	FGA	Pct	3FG	FGA	Pct	FT	FTA	Pct	Off	Def	Tot									Avg
NORTH FLORIDA	11/08/13	29	5	9		.556	3	7	.429	0	4	.000	1	1	2	2.0	3	0	2	5	0	3	13	13.0
RICHMOND	11/10/13	22	3	7		.429	2	4	.500	2	2	1.000	1	3	4	3.0	1	0	1	6	0	1	10	11.5
MIDDLE TENN	11/15/13	28	3	10		.300	1	5	.200	4	4	1.000	0	4	4	3.3	2	0	2	0	0	11	11.3	
at Oakland	11/19/13	25	4	6		.667	4	6	.667	3	7	.429	1	4	5	3.8	2	0	6	3	0	2	15	12.3
YALE	11-25-13	23	4	6		.667	0	1	.000	2	2	1.000	0	2	2	3.4	3	0	3	2	0	3	10	11.8
ST. FRANCIS	11/29/13	17	2	3		.667	2	3	.667	1	2	.500	0	2	2	3.2	2	0	2	0	0	0	7	11.0
MISSOURI	11/30/13	18	1	5		.200	1	4	.250	0	0	.000	0	1	1	2.9	0	0	0	0	0	0	3	9.9
at Minnesota	12/05/13	10	0	3		.000	0	2	.000	0	0	.000	0	1	1	2.6	1	0	0	1	0	1	0	8.6
COPPIN ST.	12/15/13	22	2	3		.667	0	1	.000	0	1	.000	1	1	2	2.6	1	0	0	4	0	2	4	8.1
at Arizona State	12/21/13	23	3	5		.600	1	2	.500	3	3	1.000	1	1	2	2.5	2	0	1	1	0	0	10	8.3
MORGAN STATE	12-28-13	28	1	8		.125	0	5	.000	0	0	.000	1	3	4	2.6	2	0	3	6	0	4	2	7.7
NEW MEXICO	12-29-13	14	1	6		.167	0	2	.000	0	0	.000	0	1	1	2.5	0	0	1	2	0	1	2	7.3
PENN	1-1-14	9	1	4		.250	1	3	.333	0	0	.000	0	1	1	2.4	1	0	2	1	0	0	3	6.9
at Wake Forest	01/04/14	19	2	7		.286	0	4	.000	0	0	.000	0	4	4	2.5	2	0	0	2	1	4	4	6.7
FLORIDA STATE	1/9/14	7	0	2		.000	0	2	.000	0	0	.000	0	1	1	2.4	1	0	1	1	0	0	0	6.3
at Virginia Tech	01/12/14	17	3	7		.429	1	2	.500	2	2	1.000	1	2	3	2.4	1	0	2	2	0	1	9	6.4
at Boston College	1/16/14	16	2	5		.400	0	3	.000	0	0	.000	0	0	0	2.3	1	0	1	1	1	0	4	6.3
NC STATE	1-19-14	15	2	8		.250	1	6	.167	0	0	.000	0	0	0	2.2	1	0	1	1	0	1	5	6.2
at Notre Dame	01/23/14	20	2	5		.400	0	1	.000	3	3	1.000	1	1	2	2.2	2	0	3	1	1	0	7	6.3
at Clemson	01/26/14	30	2	12		.167	1	7	.143	6	6	1.000	1	2	3	2.2	5	1	2	2	0	1	11	6.5
DUKE	01/30/14	8	0	1		.000	0	1	.000	0	0	.000	0	2	2	2.2	2	0	2	0	0	0	0	6.2
Totals		1	400	43	122	.352	18	71	.254	26	36	.722	9	37	46	2.2	35	1	35	41	3	24	130	6.2



JASSANY WILLIAMS #21

R-Junior | Forward | 6-2

Davie, Fla. | Auburn | Nova

2013-14 (Junior)

Tallied eight points and seven rebounds in Miami debut against UNF ... Scored four points and once against pulled down seven rebounds in the loss to Richmond on Nov. 10 ... Was a point shy of a double-double in the loss to Middle Tennessee when she scored nine points and grabbed an astounding 16 rebounds ... Came one point and one rebound shy of double-double in nine-point, nine-rebound effort at Oakland ... Scored in double figures for the first time in Miami career when she scored 12 points on 4-of-6 shooting against Yale ... Contributed 11 points and three rebounds in the loss at Minnesota on Dec. 5 ... Scored seven points and tallied seven rebounds in the loss at Arizona State ... Tallied 10 points and 13 rebounds in the win against Morgan state in the first round of the Holiday Tournament semifinals to notch her first double-double of the season ... Scored eight points in both the games against New Mexico and Penn ... Notched her third 10+ rebound game of the season with 10 rebounds against Wake Forest in the ACC opener.

As a Sophomore at Auburn (2011-12): Played in all 30 games, starting nine... Scored 105 points, averaging 3.5 per game... Had season high of 12 points and neared double-double with eight rebounds against Troy... Started and logged nine points, five rebounds, and two blocks in season opener at Mercer... Tied season-high of eight rebounds at FIU... Pulled down 111 rebounds averaging 3.7... Blocked career-high seven shots at Duke, tying for 13th all-time at Auburn in single-game blocks... 57 blocks rank in tie for third all-time among Auburn sophomores in single-season blocks... Finished season ranked fourth in SEC, 47th in country, in blocks with 1.9 per game... Had five games with four or more blocks during 2011-12 season... Transferred from Auburn to Miami (Fla.) following season.

As a Freshman at Auburn (2010-11): Played in all 32 games, starting nine... All nine starts came in the final nine games of the season... Scored 118 points, averaging 3.7 per game; also pulled down 120 rebounds for 3.8 per game... Blocked 23 shots on season, ranking 10th all-time at Auburn in single-season blocks by freshman... Made collegiate debut in season-opener against Mercer, scoring nine points with six rebounds, two blocks and two steals... Earned first collegiate start at LSU, scoring six points with two rebounds and two blocks in 19 minutes... Came off bench to score season-high 13 points against South Alabama... Pulled down season-high 12 rebounds against Alabama... Dished out season-high two assists at Tennessee Tech in WNIT... Blocked two shots in eight different games and tallied three steals each against Florida State, Ole Miss and South Carolina... Named to SEC First-Year Academic Honor Roll and Auburn Academic Top Tiger.

High School: Ranked as No. 59 overall prospect in the country by ESPN.com's HoopGurlz and is seventh-best post prospect in nation... Also received top-100 ranking from All-Star Girls Report, coming in at 83rd... Recognized as ESPN Rise Magazine Player to Watch, led team to state runner-up finish as junior... The state championship appearance was first for any team, boys or girls, at high school... Named to All-Sun-Sentinel and Miami Herald first teams... Also been recognized as part of FAB 5 of Broward County... Averaged 18.9 points, 10.0 rebounds and 3.0 blocks per game as senior... Was runner-up for Florida Class 5A Player of the Year... All-State first team selection... Three-time All-Big 8 Tournament Team selection... Played for South Florida Lady Jaguars club team... Led team to a runner-up finish at the 2005 USSA Girls National Invitational Tournament and was MVP the next year at USSA Treasure Coast State Qualifier... Named MVP of South Florida Lady Jaguar Tournament and Big Orange Classic in 2009.

J. Williams Season/Career Highs at UM/ Auburn	
Points	
Season: 12*, vs Florida State 1/9/14	
Career: 13, vs. South Alabama 12/2/10	
Rebounds	
Season: 16, vs. MTSU 11/15/13	
Career: 16, vs. MTSU 11/15/13	
Assists	
Season: 3, at Minnesota 12/5/13	
Career: 3, at Minnesota 12/5/13	
Steals	
Season: 3, at Arizona State 12/21/13	
Career: 3*, at Florida 2/9/12	
Blocked Shots	
Season: 6, vs New Mexico 12/29/13	
Career: 7, at Duke 11/18/11	
Field Goals	
Season: 6, vs Florida State 1/9/14	
Career: 6, vs Florida State 1/9/14	
Field Goal Attempts	
Season: 7*, vs Morgan State 12/28/13	
Career: 13, vs. Mercer 11/12/10	
Free Throws	
Season: 4, vs Yale 11/25/13	
Career: 4, vs Yale 11/25/13	
Free Throw Attempts	
Season: 6, vs Yale 11/25/13	
Career: 9, vs. Florida State 2/26/12	
3-Point Field Goals	
Season: N/A	
Career: N/A	
3-Point Field Goal Attempts	
Season: N/A	
Career: N/A	

*Recorded more than once with most recent listed

2013-14				
Opposition	P	R	A	
UNF	8	7	0	
Richmond	4	7	0	
Middle Tennessee	9	16	1	
Oakland	9	9	0	
Yale	12	4	2	
St. Francis	0	1	0	
Mizzou	4	3	0	
Minnesota	11	3	3	
Coppin State	2	4	2	
Arizona State	7	7	2	
Morgan State	10	13	1	
New Mexico	8	9	2	
Penn	8	8	2	
Wake Forest	4	10	2	
Florida State	12	11	1	
Virginia Tech	2	3	1	
Boston College	4	0	0	
NC State	2	4	0	
Notre Dame	10	6	0	
Clemson	1	5	0	
Duke	2	0	0	
North Carolina	-	-	-	
Georgia Tech	-	-	-	
Maryland	-	-	-	
Florida State	-	-	-	
Syracuse	-	-	-	
Wake Forest	-	-	-	
Virginia	-	-	-	
Pittsburgh	-	-	-	

Opponent	Date	GS	TOTAL				3-PTS			FREE THROWS			REBOUNDS				PF	FO	A	TO	Blk	Stl	Pts	Avg	
			Min	FG	FGA	Pct	3FG	FGA	Pct	FT	FTA	Pct	Off	Def	Tot	Avg									
NORTH FLORIDA	11/08/13		31	3	6	.500	0	0	.000	2	2	1.000	1	6	7	7.0	0	0	0	1	3	0	8	8.0	
RICHMOND	11/10/13		17	2	4	.500	0	0	.000	0	0	.000	0	7	7	7.0	1	0	0	0	2	0	4	6.0	
MIDDLE TENN	11/15/13		27	3	7	.429	0	0	.000	3	3	1.000	4	12	16	10.0	2	0	1	3	2	0	9	7.0	
at Oakland	11/19/13		19	4	7	.571	0	0	.000	1	3	.333	3	6	9	9.8	4	0	0	1	4	0	9	7.5	
YALE	11-25-13	*	24	4	6	.667	0	0	.000	4	6	.667	2	2	4	8.6	3	0	2	0	4	0	12	8.4	
ST. FRANCIS	11/29/13	*	2	0	0	.000	0	0	.000	0	0	.000	0	1	1	7.3	1	0	0	0	0	0	0	7.0	
MISSOURI	11/30/13		17	1	6	.167	0	0	.000	2	3	.667	0	3	3	6.7	1	0	0	2	1	1	4	6.6	
at Minnesota	12/05/13		28	4	7	.571	0	0	.000	3	5	.600	2	1	3	6.3	2	0	3	0	1	1	11	7.1	
COPPIN ST.	12/15/13	*	22	1	4	.250	0	0	.000	0	0	.000	0	4	4	6.0	4	0	2	2	3	1	2	6.6	
at Arizona State	12/21/13	*	24	2	6	.333	0	0	.000	3	3	1.000	2	5	7	6.1	4	0	2	3	2	3	7	6.6	
MORGAN STATE	12-28-13	*	27	4	7	.571	0	0	.000	2	3	.667	6	7	13	6.7	2	0	1	0	3	0	10	6.9	
NEW MEXICO	12-29-13	*	30	3	6	.500	0	0	.000	2	4	.500	4	5	9	6.9	1	0	2	0	6	0	8	7.0	
PENN	1-1-14	*	30	4	10	.400	0	0	.000	0	2	.000	7	1	8	7.0	2	0	2	1	1	2	8	7.1	
at Wake Forest	01/04/14	*	24	2	5	.400	0	0	.000	0	0	.000	4	6	10	7.2	3	0	2	1	1	1	4	6.9	
FLORIDA STATE	1/9/14	*	33	6	12	.500	0	0	.000	0	1	.000	4	7	11	7.5	4	0	1	3	1	1	12	7.2	
at Virginia Tech	01/12/14	*	11	1	1	1.000	0	0	.000	0	0	.000	1	2	3	7.2	2	0	1	2	0	1	2	6.9	
at Boston College	1/16/14		6	2	3	.667	0	0	.000	0	2	.000	0	0	0	6.8	2	0	0	0	0	0	4	6.7	
NC STATE	1-19-14		18	1	3	.333	0	0	.000	0	0	.000	1	3	4	6.6	4	0	0	0	2	0	2	6.4	
at Notre Dame	01/23/14		20	5	7	.714	0	0	.000	0	2	.000	1	5	6	6.6	3	0	0	0	2	1	10	6.6	
at Clemson	01/26/14	*	15	0	2	.000	0	0	.000	1	2	.500	4	1	5	6.5	0	0	0	1	1	0	1	6.4	
DUKE	01/30/14		15	1	5	.200	0	0	.000	0	0	.000	0	0	0	6.2	1	0	0	0	1	0	2	6.1	
Totals			11	440	53	114	.465	0	0	.000	23	41	.561	46	84	130	6.2	46	0	19	20	40	12	129	6.1



MICHELLE Woods #10

Junior | Guard | 5-8

Naples, Fla. | Community

As a Sophomore (2012-13): Grabbed a career-best eight rebounds vs. Virginia Tech in the first round of the ACC Tournament (3/7)... Scored nine points vs. Florida State (2/10)... Poured in 15 points, grabbed five rebounds and dished out six assists vs. Virginia Tech (2/3)... Scored 15 points to go with five rebounds and four assists vs. NC State (12/20)... Dished out a career-best six assists to go with nine points vs. Alcorn State (12/3)... Scored 11 points and grabbed five rebounds in Miami's win over No. 6 Penn State (11/29)... For second straight game, scored a new career best, pouring in 20 at Richmond (11/12)... Scored career-best 19 points while hitting 5-of-7 3-pointers, also added four rebounds vs. UNF (11/9).

As a Freshman (2011-12): Grabbed season-best five rebounds vs. North Carolina (2/8)... Scored eight points to go with three assists vs. Clemson (2/5)... Dished out team-high four assists at Boston College (1/29)... Scored nine rebounds and grabbed three rebounds vs. Wake Forest (1/26)... Grabbed season-best four rebounds vs. Holy Cross (12/28)... In only 11 minutes at Georgetown (12/21), hit three 3-pointers in seven attempts, for all nine points... Scored freshman season-high 13 points vs. ULM (12/16) to go along with five assists and three steals... Scored seven points with pair of assists vs. USF (11/24)... Had hand in on six steals to go with five points and three assists against Prairie View A&M (11/17)... In collegiate debut against Texas-Pan American (11/11), scored seven points and hit one of three UM 3-pointers, to go along with three steals.

High School: Ranked as high as No. 44 overall prospect by ESPN HoopGurlz.com and No. 10 best shooting guard by AllStarGirlsReport.com... Finished high school with 2,365 career points... Averaged 18 points, 5.5 rebounds, and 4.0 assists per game at Naples Community School... Named 2A state player of the year during sophomore and senior years... Led team to two state championships and five district championships.

2011-12				
Opposition	P	R	A	
TEXAS-PAN AMERICAN	7	1	0	
at Tennessee	0	1	0	
PRAIRIE VIEW A&M	5	1	3	
at AK-Anchorage	4	0	1	
vs. USF	7	2	2	
LONGWOOD	2	3	1	
at Michigan State	5	2	0	
RUTGERS	0	2	0	
OLE MISS	3	2	0	
LA-MONROE	13	3	5	
at Georgetown	9	1	0	
HOLY CROSS	2	4	0	
VCU	0	0	3	
at North Carolina	0	0	1	
NC STATE	0	0	0	
at Georgia Tech	2	0	1	
MARYLAND	-	-	-	
at Florida State	0	0	0	
at Virginia	0	0	1	
VIRGINIA TECH	1	2	1	
WAKE FOREST	9	3	0	
at Boston College	0	0	4	
CLEMSON	8	4	3	
NORTH CAROLINA	1	5	2	
at Maryland	1	2	0	
at NC State	3	1	1	
FLORIDA STATE	0	0	0	
at Duke	2	0	1	
BOSTON COLLEGE	2	2	0	
vs. Wake Forest	2	1	0	
vs. Idaho State	7	1	0	
at Gonzaga	2	1	0	

2012-13				
Opposition	P	R	A	
UNF	19	4	0	
Richmond	20	2	1	
Tennessee	17	4	2	
FAU	4	4	4	
Radford	4	1	2	
Penn State	11	5	1	
Alcorn State	9	3	6	
Davidson	5	4	1	
Rutgers	1	1	0	
NC State	15	5	4	
Central Conn. St.	0	2	4	
Wisconsin	6	3	4	
Clemson	8	2	4	
Virginia	2	3	2	
Maryland	1	2	2	
Florida State	0	0	1	
Georgia Tech	-	-	-	
Virginia	0	0	0	
Wake Forest	7	1	1	
North Carolina	4	1	0	
Duke	6	3	4	
Virginia Tech	15	5	6	
Clemson	0	2	1	
Florida State	9	2	2	
Boston College	3	4	4	
NC State	2	1	1	
Georgia Tech	3	3	1	
Duke	2	3	2	
Virginia Tech	3	1	4	
Virginia Tech	4	8	1	
Florida State	2	2	0	

Woods Season / Career Highs

Points

Season: 20, at Richmond 11/12/12

Career: 20, at Richmond 11/12/12

Rebounds

Season: 8, vs. Virginia Tech 3/07/13

Career: 8, vs. Virginia Tech 3/07/13

Assists

Season: 6*, vs. Virginia Tech 2/03/13

Career: 6*, vs. vs. Virginia Tech 2/03/13

Steals

Season: 4*, vs. Central Conn. St. 12/28/12

Career: 6, vs. Prairie View A&M 11/17/11

Blocked Shots

Season: 2, vs. Penn State 11/29/12

Career: 2, vs. Penn State 11/29/12

Field Goals

Season: 7, vs. UNF 11/9/12

Career: 7, vs. UNF 11/9/12

Field Goal Attempts

Season: 13, vs. Tennessee 11/12/12

Career: 13, vs. Tennessee 11/12/12

Free Throws

Season: 5, vs. Penn State 11/29/12

Career: 5*, vs. Penn State 11/29/12

Free Throw Attempts

Season: 7*, vs. Tennessee 11/18/12

Career: 7*, vs. Tennessee 11/18/12

3-Point Field Goals

Season: 5, vs. UNF 11/9/12

Career: 5, vs. UNF 11/9/12

3-Point Field Goal Attempts

Season: 8, vs. Virginia Tech 2/03/13

Career: 8, vs. Virginia Tech 2/03/13

Minutes

Season: 33, at Richmond 11/12/12

Career: 33, at Richmond 11/12/12

*Recorded more than once with most recent listed

CAREER STATISTICS

Season	GP	GS	Min.	Avg.	FG	Total FGA	Pct.	FG	3-Point FGA	Pct.	FT	Free Throws FTA	Pct.	Rebounds REB	Avg.	Ast.	TO	Blk	Stl	Pts.	Scoring Avg.
2011-12	31	0	350	11.3	29	92	.315	15	58	.259	24	33	.727	44	1.4	30	31	0	31	97	3.1
2012-13	30	15	671	22.4	61	175	.349	24	80	.300	36	60	.600	81	2.7	66	84	7	33	182	6.1
TOTAL	61	15	1021	16.7	90	267	.337	39	138	.283	60	93	.645	125	2.0	96	115	7	64	279	4.7