



CONTACT: Amy Woodruff, Assistant Communications Director  
O: (305) 284-3241 | C: (813) 410-1194  
A.Woodruff@miami.edu | @CanesHoops

## 2012-13 SCHEDULE

DATE	OPPONENT	TV	TIME/SCORE
Nov. 2	St. Leo (Ex.)	Canes All Access	L, 67-69
Nov. 9	Stetson	ESPN3	W, 87-79
Nov. 13	at FGCU	A-Sun TV	L, 51-63
Nov. 16	Jacksonville	FOX Sports South	W, 73-57
Nov. 24	Detroit	ESPN3	W, 77-62
Nov. 28	#13/14 Michigan State!	ESPN	W, 67-59
Dec. 1	at UMass	CBS Sports Network	W, 75-62
Dec. 14	Charlotte	FOX Sports South	W, 77-46
Dec. 18	at UCF	CBS Sports Network	W, 72-50

**Diamond Head Classic, Honolulu, Hawai'i**

Dec. 23	Hawai'i	ESPNU	W, 73-58
Dec. 23	#4/5 Arizona	ESPN2	L, 69-50
Dec. 25	Indiana St.	ESPN2	L, 55-57 (OT)
Jan. 2	La Salle	FOX Sports South	W, 76-59
Jan. 5	at Georgia Tech *	ACCN / ESPN3	W, 62-49
Jan. 10	at RV/RV UNC *	ESPN / WatchESPN	W, 68-59
Jan. 13	RV/RV Maryland *	ESPNU / WatchESPN	W, 54-47
Jan. 16	at Boston College *	FOX Sports South / E3	W, 60-59
Jan. 23	No. 1/1 Duke *	ESPN / WatchESPN	7 p.m.
Jan. 27	Florida State *	ESPNU / WatchESPN	6 p.m.
Jan. 30	at Virginia Tech *	FOX Sports South / ESPN3	9 p.m.
Feb. 2	at NC State *	CBS	4 p.m.
Feb. 5	Boston College *	FOX Sports South / ESPN3	7 p.m.
Feb. 9	North Carolina *	ESPN2 / WatchESPN	2 p.m.
Feb. 13	at Florida State *	ESPN2 / WatchESPN	7 p.m.
Feb. 17	at Clemson *	ESPNU / WatchESPN	6 p.m.
Feb. 19	Virginia *	ESPNU / WatchESPN	9 p.m.
Feb. 23	at Wake Forest *	FOX Sports South / ESPN3	1 p.m.
Feb. 27	Virginia Tech *	FOX Sports South / ESPN3	7 p.m.
March 2	at Duke *	ESPN / WatchESPN	6 p.m.
March 6	Georgia Tech *	ACCN / ESPN3	9 p.m.
March 9	Clemson *	ACCN / ESPN3	2:30 p.m.

All home games are played at the BankUnited Center

Game times are ET and subject to change

\* ACC game ! Big Ten/ACC Challenge

All games can be heard on WQAM 560 and Canes All Access on HurricaneSports.com

## UM RADIO - WQAM 560

Joe Zagacki, play-by-play Josh Darrow, analyst

## SOCIAL MEDIA

Website: HurricaneSports.com

Twitter: @CanesHoops | @CanesCoachL

Facebook: /MiamiHurricanes | /MiamiBasketball

## MIAMI DIGITAL GUIDE

Miami is not printing media guides this season.

Instead, find the online version at the link below:

<http://theusports.com/mbbguide/pc/>



2012-13



## MIAMI

HURRICANES (13-3, 4-0)

NATIONAL RANKING  
25 / RV

## LAST TIME OUT

W, 60-59 vs. Boston College

## LEADERS

## Scoring per Game

Durand Scott - 13.8

Kenny Kadji - 12.6

## Rebounds per Game

Kenny Kadji - 7.3

## Assists per Game

Shane Larkin - 3.9

## HEAD COACH

Jim Larrañaga

Overall: 503-350 (29)

At UM: 33-16 (2)

## DUKE

BLUE DEVILS (16-1, 3-1)

NATIONAL RANKING  
1 / 1

## LAST TIME OUT

W, 73-57 vs. Georgia Tech

## LEADERS

## Scoring per Game

Plumlee - 17.4

Curry - 16.9

## Rebounds per Game

Plumlee - 11.5

## Assists per Game

Cook - 6.1

## HEAD COACH

Mike Krzyzewski

Overall: 942-292 (38)

At Duke: 869-233 (33)

## SETTING THE SCENE

Jan. 23, 2013 | 7 p.m.

BankUnited Center | Coral Gables, Fla.

TV: ESPN | Watch ESPN

Radio: 560 WQAM | 90.5 WVUM | Sirius 91 | XM 91

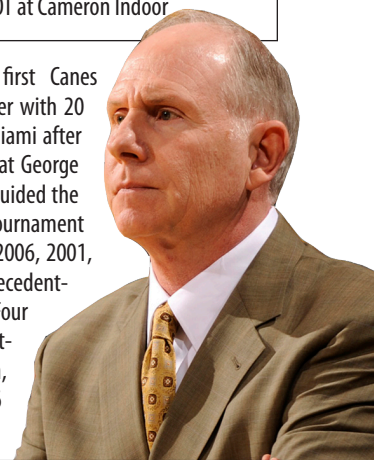
Webcast: WQAM.com | WVUM.org

Series: Miami trails, 15-3

Last Meeting: Feb. 5, 2012

Miami won, 78-74, in OT at Cameron Indoor

Jim Larrañaga was the first Canes coach to open his UM career with 20 wins. Larrañaga came to Miami after serving as the head coach at George Mason for 14 seasons. He guided the program to five NCAA tournament appearances (2011, 2008, 2006, 2001, 1999) – including an unprecedented run to the 2006 Final Four that captured the nation's attention. Following that run, he was selected the 2006 Clair Bee Coach of the Year.



## THE GAME

With a 4-0 record in the ACC, No. 25 University of Miami will face off against No. 1 Duke at 7 p.m. on Jan. 23 in the BankUnited Center in Coral Gables.

## THE SERIES

Miami is 3-15 in the all-time series against Duke, which dates back to the 1962-63 season. The Canes are 2-6 against the Blue Devils at home, 0-2 at neutral sites and 1-7 on the road. Miami last faced Duke on Feb. 5, 2012 in a game that saw an overtime Hurricanes victory, 78-74.

## THE BROADCASTS

Catch the game on ESPN and Watch ESPN with Dan Shulman, Dick Vitale and Jeannine Edwards making the call. The game will also be carried live by 560 WQAM Radio with Joe Zagacki (play-by-play) and Josh Darrow, as well as Miami's student station, 90.5 WVUM.

## THE COACH

Head coach Jim Larrañaga is in his 29th season as a head coach and second at Miami. He has a 503-350 overall record and is 33-16 in his second season at Miami.

## THE WEATHER

Projected temperatures on game day: Coral Gables - 75/62. Durham, N.C. - 44/27.

## THE RANKINGS - RPI/SOS

As of Jan. 20, 2013

Warren Nolan: 4 / 1

Sagarin: 17

Realtime: 4 / 2

KenPom: 20

## THE NOTES

UM is ranked in the AP Poll for the first time since Jan. 11, 2010, when the Canes were No. 23.

The Hurricanes are 7-0 at the BankUnited Center in 2012-13.

The Canes have held 30 opponents to less than 41 percent from the field under Coach L, including 12 of 16 this season.

Miami's non-conference strength of schedule is No. 1 and RPI is No. 4 (Warren Nolan). According to Collegiate Basketball News RPI, the Canes' non-conference schedule strength was third-worst (345 of 347) in 2009-10, 142 in 2010-11 and 117 last season.

## 2012-13 ROSTER

#	Name	Pos.	Ht.	Wt.	Yr.	Hometown   Previous School (s)
0	Shane Larkin	G	5-11	176	So.	Orlando, Fla.   Dr. Phillips (Fla.)
Seven games with at least five assists ... Multiple steals in 11 games ... 12-of-15 games with 10+ points, including 27 vs. JU.						
1	Durand Scott	G	6-5	203	Sr.	The Bronx, N.Y.   Rice
At least four assists in six outings ... 3rd double-double was 16p/12r vs. Charlotte ... At GT held to single digit scoring for first time in 17 games.						
3	Steve Sorenson	G	6-0	151	Fr.	Dallas, Texas   Mark's School of Texas
Named all-state by Texas Association of Basketball Coaches as a senior ... TABC academic all-state.						
4	Trey McKinney Jones	G	6-5	220	Sr.	Milwaukee, Wis.   South Milwaukee   UMKC
7 assists vs. MD ... Career high 18 pts vs. Michigan State, hitting five threes ... Hit multiple 3-pointers in six games.						
10	Raphael Akpejori	F	6-10	236	Jr.	Lagos, Nigeria   Sunrise Christian Academy (Kan.)
10 rebounds and six points in 9.8 minutes in ACC games ... Played 13 min. at GT, with two points and four rebounds.						
12	Justin Heller	G	6-2	180	Jr.	Boca Raton, Fla.   West Boca Raton Community
Scored first career points vs. Charlotte on a 17-foot jumper ... Played in seven games in 2011-12, including four ACC matchups.						
15	Rion Brown	G	6-6	200	Jr.	Hinesville, Ga.   Liberty County
Career-best 22 points from four 3-pointers in home state at GT, where his father was an All-American ... Hit multiple 3s three times.						
21	Erik Swoope	F	6-6	233	Jr.	Lake Elsinore, Calif.   Harvard-Westlake
Season-high 23 minutes vs. La Salle: 4 points, 4 rebounds ... Was 3-3 vs. JU on his way to 7 points ... 2 steals and 2 monster dunks vs. JU.						
23	Tonye Jekiri	C	7-0	227	Fr.	Hialeah, Fla.   Champagnat Catholic School
Two points, four rebounds vs. Maryland ... Two points, two rebounds at GT ... First collegiate field goal was at UCF.						
25	Garrius Adams	G	6-6	195	Sr.	Apex, N.C.   Middle Creek
Out with right knee injury ... In 19 games last year, averaged 4.5 points, 2.1 rebounds, 0.9 assists and 0.6 steals in 16.9 minutes per game.						
35	Kenny Kadji	F/C	6-11	242	Sr.	Douala, Cameroon   Pendleton   IMG Academy   Florida
Multiple blocked shots in 8 games... 13.9 pts, 7.6 reb, 1.9 blocks since R. Johnson injury ... Back-to-back double-doubles vs. La Salle & GT.						
42	Reggie Johnson	C	6-10	292	Sr.	Winston-Salem, N.C.   Winston-Salem Prep
Out 6-8 weeks with left thumb fracture sustained on Dec. 21 ... Tallied 18th-career double-double with 16 points and 13 rebounds at UCF.						
45	Julian Gamble	F/C	6-10	250	Sr.	Durham, N.C.   Southern Durham
Third career double-double with career highs 16 points & 13 rebounds at Hawai'i ... 8.9 pts, 7.5 reb, 27.0 min. since R. Johnson injury.						

## LARRAÑAGA BY THE NUMBERS

1 - Coach Jim Larrañaga is the only ACC coach not at UNC or Duke with a Final Four appearance to his credit.

4 - In 2006, Coach Jim Larrañaga became the first coach at a mid-major school to take his team to the NCAA Final Four in 27 years.

7 - Larrañaga is no stranger to the ACC. In his seven seasons as an assistant coach at Virginia, the Cavaliers participated in the NCAA Final Four in 1981 and 1984, won three ACC Championships and finished in the Top 5 of the AP rankings.

13 - Larrañaga has made 13 postseason appearances in the past 23 years, including five NCAA tournaments.

29 - Larrañaga is in his 29th year as a head coach and has successfully transitioned two institutions into successful programs: Bowling Green and George Mason.

## LARRAÑAGA - WHY MIAMI?

Along with returning to the best basketball conference in the country, Coach L had a few personal reasons for accepting the head coaching job at Miami. Coach's grandfather was from Cuba, where he produced the Larrañaga [lare-en-YAH-ga] cigar. Coach's father was raised in Key West before moving to The Bronx, N.Y., getting married and raising six children. Coach L was raised in The Bronx, but vacationed to Florida as a boy. He also has owned a house in Sarasota - which he bought from Dick Vitale's daughter - for eight years, and three of his siblings have retired to Florida.

## COACH L'S FIRST SEASON AT MIAMI

- Most ACC wins since joining the conference
- Tied for fourth in ACC, the highest ACC finish in school history
- Defeated eventual No. 2 & No. 3 NCAA tournament seeds Duke & FSU
- Notched Miami's first win at Cameron Indoor Stadium

## COACH L'S SECOND SEASON AT MIAMI

- Defeated No. 13/14 Michigan State in ACC/Big Ten Challenge
- Defeated RV/RV North Carolina at the Dean Smith Center

## MIAMI VS. RANKED OPPONENTS

Overall vs. Top 25 ranked opponents	45-128
Home	31-49
at BankUnited Center	12-17
Away	12-60
Neutral	2-19

## UNDER COACH JIM LARRANAGA

Overall vs. Top 25 ranked opponents	3-7
ACC regular season opponents	2-4
Home (ACC)	2-2 (1-1)
Away (ACC)	1-3 (1-3)
Neutral	0-2

## UM vs. RANKED ACC OPPONENTS SINCE JOINING ACC (2004-05)

Overall	16-28
Home	10-14
Away	4-16
Tournament	1-4

## MIAMI (WHEN RANKED) VS. DUKE

	AP	USA TODAY			
1/19/05	RV (30)		L	92-83	(H)
2/2/08	RV (7)	RV (8)	L	88-73	(A)
2/7/09 (OT)	RV (7)		L	78-75	(A)

## MIAMI VS. DUKE (WHEN RANKED)

12/21/62	Duke (#2 UPI)	W	71-69
2/19/86	at Duke (#2 AP)	L	104-82
1/6/88	at Duke (#9 AP)	L	107-69
12/10/88	Duke (#1 AP)	L	117-102
1/19/05	Duke (#4 AP, #4 USAT)	L	92-83
3/3/05	at Duke (#6 AP, #6 USAT)	L	83-59
2/19/06	at Duke (#2 AP/#2 USAT)	L	92-71
3/10/06	vs. Duke (#3 AP/#3 USAT)	L	80-76
1/14/07	Duke (#11 AP/#11 USAT)	L	85-63
2/2/08	at Duke (#3 AP/#3 USAT)	L	88-73
2/20/08	Duke (#5 AP/#4 USAT)	W	96-95
2/7/09	at Duke (#4 AP/#3 USAT)	L (OT)	78-75
2/17/10	vs. Duke (#6 AP/#6 USAT)	L	81-74
3/13/10	vs. Duke (#4 AP/#4 USAT)	L	77-74
1/2/11	at Duke (#1 AP/#1 USAT)	L	74-63
2/13/11	Duke (#5 AP/#5 USAT)	L	81-71
02/05/12	at Duke (#7 AP/#5 USAT)	W	78-74 (OT)

## PRONUNCIATIONS

## Players

1 Durand	dur-RAND
10 Akpejori	AHK-peh-jour-ee
15 Rion	Ryan
23 Tonye Jekiri	Tone-yay Jah-KEER-EE
25 Garrius	GARY-us
21 Swoope	Swope
35 Kadji	KAHD-gee

## Coaches

Larrañaga	LARE-uh-NAY-guh
Huger	HUE-gur
Caputo	Ca-poo-toe
Summey	Some-EE

## CLASS BREAKDOWN

## Seniors

Garrius Adams, Julian Gamble, Reggie Johnson, Kenny Kadji, Trey McKinney Jones, Durand Scott

## Juniors

Raphael Akpejori, Rion Brown, Justin Heller, Erik Swoope

## Sophomore

Shane Larkin

## Freshmen

Tonye Jekiri, Steve Sorenson

## GEOGRAPHIC BREAKDOWN

## CAMEROON

Douala Kenny Kadji

## NIGERIA

Lagos Raphael Akpejori

## UNITED STATES

California Erik Swoope

## Florida

Justin Heller, Shane Larkin, Tonye Jekiri

## Georgia

Rion Brown

## New York

Durand Scott

## North Carolina

Garrius Adams, Julian Gamble, Reggie Johnson

## Texas

Steve Sorenson

## Wisconsin

Trey McKinney Jones

## AWARDS IN 2012-13

Durand Scott

ACC Player of the Week Dec. 17

Shane Larkin

Bob Cousy Award nominee

## 2012-13 ACC STANDINGS

As of Jan. 19, 2012

Miami	4-0	1.000	13-3	.812
Duke	3-1	.750	16-1	.941
NC State	3-1	.750	14-3	.824
North Carolina	2-2	.500	12-5	.706
Virginia	2-2	.500	12-5	.706
Virginia Tech	2-2	.500	11-6	.647
Clemson	2-2	.500	10-6	.625
Florida State	2-2	.500	10-7	.588
Maryland	2-3	.400	14-4	.778
Wake Forest	2-3	.400	9-8	.529
Boston College	1-3	.250	9-8	.529
Georgia Tech	0-4	.000	10-6	.625

## SERIES INFORMATION

Overall	3-15
Games at Miami	2-6
Games at Durham	1-7
Games on neutral courts	0-2
Current streak	Miami won 1
Last meeting	2/5/12 - UM 78-74 (OT)
Larranaga at UM vs. Duke	1-0

## DID YOU KNOW .....

The Hurricanes have made at least one trey in 816 of 820 games since the NCAA adopted the 3-point shot in 1986.

Miami has held 673 of its last 674 opponents to less than 100 points. UNC was the last team to score 100+, defeating UM 105-64 on Jan. 31, 2007.

Miami boasts five players 6-foot-10 or taller, and five players at 6-6 or 6-5.

27 of 28 Miami Hurricane basketball players have graduated from UM during the last eight years.

Miami basketball ranks 80th-90th percentile in NCAA men's basketball with a 980 APR (academic progress rate).

In 2008 & 2009, Jack McClinton was named first team All-ACC & named to the ACC's All-Academic Team.

Six-time NBA All Star Amar'e Stoudemire recently enrolled at UM and is taking classes to earn his bachelor's degree.

Shane Larkin was named to the ACC All-Freshman Team in 2011-12.

Coach L led the George Mason Patriots to the Final Four with big wins over some of basketball's elite teams such as Michigan State, UNC, and UConn. He was the first coach to take a mid-major to a Final Four in 27 years when his team advanced in 2006.

Miami is one of only three schools in the country sponsored by Nike's LeBron brand.

The Canes have averaged 20+ wins in each of the last five seasons.

Coach L became the first Miami Coach to win 20 games in his first season at The U.

Over 90 percent of Miami Hurricane basketball games were televised last season, including every ACC contest.

Five of the last 12 National Championship teams have been from the ACC.

Three Canes earned all-ACC honors last season, Shane Larkin (freshman), Kenny Kadji, (third) Durand Scott (H.M.).

Summer at the U include competitive pickup games and workouts alongside such players as Carlos Boozer, Chris Bosh, Kevin Durant, Kyrie Irving, Joe Johnson, Chris Paul, and LeBron James.

Former Cane Rick Barry was named one of the Greatest Players in NBA History.

Miami native and former Cane James Jones won the 2010-2011 NBA All-Star Weekend 3-Point Contest and the NBA Championship in the 2011-2012 season.

UM is in its ninth season in the ACC.

UM has played in the postseason 13 of the past 18 years, five of which were in the NCAA Tournament.

The Hurricanes have advanced to the post-season six times in eight seasons, with five NIT appearances and one NCAA appearance.

In 14 years at George Mason, Larranaga led the Patriots to five NCAA Tournament appearances (2011, 2008, 2006, 2001, 1999), including the 2006 Final Four.

## MIAMI DURING THE CURRENT 5-GAME WINNING STREAK

- The Canes have won three road games, all against ACC opponents. Miami has outrebounded all five opponents, posting a +2.8 margin.
- UM has trailed at the half in three games, including being down by six points vs. La Salle and by two points at UNC and BC.
- Miami has outshot its opponents 42.1 percent to 36.8 percent from the field.
- UM has made 1.4 more 3-pointers (7.2-5.8) per game.
- The Canes have posted 7.0 steals and 5.4 blocks per game, compared to 5.6 spg and 3.2 bpg by the opponents.
- Miami has outscored its opponents 182-140 in the second half.
- Four players are averaging at least 10 points and four Canes have at least 4.2 rebounds per night.
- Kenny Kadji leads the way with 14.2 points and 8.8 rebounds.

## CANES DEFEND HOME COURT

The Hurricanes are 7-0 at the BankUnited Center in 2012-13 and are 114-47 overall in the BUC. The Hurricanes have notched double-digit home wins at the BankUnited in five-straight seasons and eight times in nine full seasons calling the arena home.

## HOME COURT ADVANTAGE

Miami has shot better than 45 percent from the field in its six of its seven home games, shooting a season-high 59.0 percent vs. Jacksonville. Miami was consistent vs. Detroit hitting 14-27 shots (51.9 %) in both the first and second halves. The Canes have shot better than 60 percent in two home second halves, with 63.6 percent vs. SU and 62.5 percent vs. JU.

## CANES AT HOME IN THE ACC

Miami is on a four-game home ACC winning streak, dating back to last season. The Canes have defeated Wake Forest, Florida State, Boston College and Maryland at the BankUnited Center in that span. Miami's last home ACC loss was Feb. 15, 2012, when North Carolina defeated the Canes 73-64. Coach L is 13-7 overall in ACC play at Miami, including 7-2 at home and 6-5 on the road. Miami was 6-2 at the BUC in league play last year.

## SCOTT IN THE CLUTCH

Durand Scott has led the team in scoring in the final five minutes of a game for the past three seasons, and is second this year with 2.2 points per game, behind Trey McKinney Jones' 2.6 ppg. As a rookie, Scott averaged 2.6 ppg in the final five minutes of regulation, as a sophomore he improved to 2.9 ppg and set a career mark of 3.0 ppg his junior year.

## WHO SCORED FIRST?

Miami is 4-0 when Kenny Kadji is the first Cane to score, and 3-0 when Durand Scott scores Miami's first points in the game. UM is 2-0 after Rion Brown or Shane Larkin score first, 1-1 with Trey McKinney Jones and 1-2 with Julian Gamble.

## LAST YEAR'S WIN AT CAMERON INDOOR STADIUM

On Feb. 5, 2012, Miami earned its first victory ever at Cameron Indoor Stadium and just its second win over No. 7/5 Duke since joining the ACC for the 2004-05 season. The win over Duke was Miami's highest ranked ACC win in school history. Miami outrebounded the Blue Devils 48-43 and outscored them 38-26 in the paint. The Canes also forced Duke into 14 turnovers. Reggie Johnson was named the ACC Player of the Week after he notched 27 points, 12 rebounds and a steal in 35 minutes against No. 7/5 Duke. Following the upset of Duke, Miami received a vote in the Feb. 6 AP Poll.

## MIAMI QUICK HITS

- Coach L is 13-7 overall in ACC play at Miami, including 7-2 at home and 6-5 on the road. At Miami, he is 13-7 in ACC regular season games, 1-1 in the ACC Tournament and 1-1 in the NIT. His head coaching career also includes a 14 years at George Mason (1997-2011), an 11-year stint at Bowling Green (1987-97) and two seasons at American International (1977-79).
- The Canes defense is holding opponents to less than 60 points per game this season. Miami has held 11 teams to less than 60 points this season, including six-straight opponents. In Larranaga's two-year tenure, UM has held 23 teams to less than 60 ppg.

- Miami averages 68 points per game and about 64 possessions per game.
- Miami has trailed in 10 of its 13 wins, including an 11-point deficit against La Salle late in the first half.
- Miami trailed Boston College by the game-high seven points with 7:07 remaining in the game.
- Miami has outscored its opponents 466-392 in the paint, topping out at 42 against both Stetson and Detroit.
- Miami's bench has only scored 158 points this season, and only 73 points since Julian Gamble moved into the starting lineup eight games ago against Hawai'i. Rion Brown notched 26 of those 73 bench points at Georgia Tech. Opponents reserves are outscoring Miami's 281-158.
- Miami has made more 3-pointers than its opponent in eight of 16 games this season. In 2011-12, UM tied or hit more from distance in 26 of 33 games.
- Miami has shot better than 45 percent from the floor in 16 halves this season and overall in 10 games.
- Only 13 opponents - two this season - have shot 45 percent or better from the floor against UM since Jim Larranaga became the head coach.
- Miami has held 23 opponents (7 ACC) to less than 60 points since Larranaga arrived.
- The Canes have held 30 opponents to less than 41 percent from the field under Coach L, including 12 of 16 this season. This season two opponents have not shot 30 percent.

## TOP ATTENDANCES AT THE BANKUNITED CENTER

Date	Opponent	Total
02/13/11	Duke	7,972
02/26/12	Florida State	7,261
02/15/09	North Carolina	7,200
01/31/10	Virginia Tech	7,189
02/15/12	North Carolina	7,071
<b>Opening night</b>		
01/04/03	North Carolina	6,826

## APPROACHING MILESTONE CAREER NUMBER

Durand Scott has scored 1,396 points and grabbed 504 rebounds in 112 games for the Canes. With four more points, he will become one of just 12 Hurricanes to score 1,400 career points at Miami.

## UNIVERSITY OF MIAMI

### Academic Prestige

- No. 1 University in the state of Florida: Ranked No. 44 in Nation by US News & World Report
- Miami ranks No. 17 among BCS schools by US News & World Report
- UM, Northwestern and Duke are the only three BCS schools to record an APR score of 980 or better in football, men's basketball and baseball.
- University of Miami student-athletes have recorded a Graduation Success Rate (GSR) of 93 percent, the highest mark ever achieved for the school's athletics department. Miami basketball scored a 980 academic progress rate (APR), ranking in the 80-90th percentile nationally among men's basketball teams.

### Graduation Rates

- Miami basketball has graduated 27 of 28 players over the last eight years
- 25 of 25 of Coach L's players have graduated since 2006
- Small, Private School Environment**
- 75% of UM classes have 25 or fewer students; 50% of classes have 15 or fewer students
- 11:1 student-to-faculty ratio
- Less than 10,000 undergraduate students enrolled

### Diversity

- Miami ranks fifth among BCS schools in diversity (behind Cal, Stanford, UCLA, and USC) - 49% of UM students are minorities.
- Miami is rated No. 3 in race and class interaction by Princeton

### Review Competitive Admissions

- 2,000 incoming freshmen out of a pool of 27,700 applications received
- 50% of new freshmen graduated in the top 5% of their class
- Average weighted GPA is 4.2



## MIAMI VS. TOP 5 TEAMS

## 1962-63

12/21/62 Duke (#2 UPI) W 71-69

## 1967-68

2/15/68 at Houston (#1 AP) L 106-64

## 1969-70

12/12/69 at UCLA (#2 AP) L 127-69

12/30/69 Ohio University (#5 AP) L 99-74

## 1985-86

2/19/86 at Duke (#2 AP) L 104-82

## 1986-87

12/6/86 at North Carolina (#1 AP) L 127-77

## 1988-89

12/10/88 Duke (#1 AP) L 117-102

1/7/89 at Georgetown (#5 AP) L 112-79

## 1989-90

1/10/90 Kansas (#1 AP) L 100-73

## 1991-92

1/2/92 at Connecticut (#5 AP) L 85-62

## 1993-94

2/5/94 at Connecticut (#5 AP, #6 USAT) L 73-57

2/22/94 Connecticut (#5 AP) L 74-49

## 1994-95

1/31/95 at Connecticut (#4 AP, #5 USAT) L 82-57

3/4/95 Connecticut (#4 AP, #5 USAT) L 75-67

## 1995-96

12/5/95 Villanova (#2 AP, #2 USAT) L 70-68

1/13/96 at Georgetown (#5 AP, #5 USAT) L 72-67

## 1998-99

1/20/99 Connecticut (#1 AP, #1 USAT) L 70-68

2/20/99 at Connecticut (#2 AP, #2 USAT) W 73-71

## 2002-03

1/11/03 at Connecticut (#3 AP, #3 USAT) L (OT) 83-80

## 2004-05

1/19/05 Duke (#4 AP, #4 USAT) L 92-83

1/29/05 at Wake Forest (#5 AP, #5 USAT) L 94-82

2/15/05 Wake Forest (#5 AP, #5 USAT) L 68-63

## 2005-06

12/22/05 Florida (#5 AP/#5 USAT) L 77-67

2/19/06 at Duke (#2 AP/#2 USAT) L 92-71

3/10/06 vs. Duke (#3 AP/#3 USAT) L 80-76

## 2006-07

1/31/07 at North Carolina (#3 AP/#3 USAT) L 105-64

## 2007-08

1/23/08 North Carolina (#5 AP/#4 USAT) L 98-82

2/2/08 at Duke (#3 AP/#3 USAT) L 88-73

2/20/08 Duke (#5 AP/#4 USAT) W 96-95

## 2008-09

11/23/08 vs. UConn (#2 AP/#2 USAT) L 76-63

1/17/09 at North Carolina (#5 AP/#6 USAT) L 82-65

2/7/09 at Duke (#4 AP/#3 USAT) L (OT) 78-75

2/15/09 North Carolina (#3 AP/#3 USAT) L 69-65

## 2009-10

3/13/10 vs. Duke (#4 AP/#4 USAT) L 77-74

## 2010-11

1/2/11 at Duke (#1 AP/#1 USAT) L 74-63

2/13/11 Duke (#5 AP/#5 USAT) L 81-71

## 2011-12

01/10/12 at North Carolina (#3 AP/#3 USAT) L 73-56

02/05/12 at Duke (#7 AP/#5 USAT) W (OT) 78-74

## 2012-13

12/23/12 vs. Arizona (#4 AP/#5 USAT) L 69-50

01/21/13 vs. Duke (#1 AP/#1 USAT)

## The Last Time....

Miami defeated a No. 1 opponent Never

Miami defeated a Top 5 opponent Feb. 5, 2012  
at No. 7/5 Duke - W (OT), 78-74

## Coach L vs. No. 1 Teams

Coach Larranaga has not defeated a No. 1 team, but did defeat No. 1 seed UConn in 2006 in the Elite 8 of the NCAA Tournament.

## Miami vs. No. 1 Teams

Vs. Teams ranked No. 1 by either AP or USA TODAY 0-6

Vs. No. 1 under Coach L 0-0

## Miami vs. No. 1 Teams

2/15/68 at Houston (#1 AP) L 106-64

12/6/86 at North Carolina (#1 AP) L 127-77

12/10/88 Duke (#1 AP) L 117-102

1/10/90 Kansas (#1 AP) L 100-73

1/20/99 Connecticut (#1 AP, #1 USAT) L 70-68

1/2/11 at Duke (#1 AP/#1 USAT) L 74-63

## Miami 78 • 14-7, 5-3 ACC

#	Player	Total	FG-FGA	3-PT	FT-FTA	Rebounds	PF	TP	A	TO	Blk	Stl	Min		
35	Kenny Kadji	f	5-8	4-5	1-3	2	6	8	5	15	1	3	0	32	
42	Reggie Johnson	c	11-17	0-1	5-10	8	4	12	3	27	0	0	0	35	
00	Shane Larkin	g	2-8	2-6	1-2	1	2	3	1	7	4	3	0	38	
01	Durand Scott	g	3-12	0-1	5-6	4	2	6	4	11	2	4	0	35	
03	Malcolm Grant	g	1-9	0-5	0-0	0	3	3	1	2	2	1	0	30	
04	Trey McKinney Jones	g	1-4	0-3	0-0	0	1	1	2	2	1	2	0	16	
05	DeQuan Jones	g	3-5	0-0	3-4	2	6	8	1	9	0	0	0	23	
15	Rion Brown	g	2-4	1-2	0-0	1	0	1	2	5	1	0	0	16	
Team						2	4	6							
Totals			28-67	7-23	15-25	20	28	48	19	78	11	14	0	4	225
FG % 1st Half:		16-34	47.1%	2nd half:	10-28	35.7%	OT:	2-5	40.0%	Game:	28-67	41.8%	Deadball		
3FG % 1st Half:		5-12	41.7%	2nd half:	2-10	20.0%	OT:	0-1	0.0%	Game:	7-23	30.4%	Rebounds		
FT % 1st Half:		5-7	71.4%	2nd half:	5-10	50.0%	OT:	5-8	62.5%	Game:	15-25	60.0%	3.1		

## Duke 74 • 19-4, 6-2 ACC

#	Player		FG-FTA	3-FTA	FT-FTA	Rebounds	PF	TP	A	TO	Blk	Stl	Min
05	Mason Plumlee	f	2-7	0-0	2-3	7 6 13	4	6	0	4	2	0	28
15	Josh Hairston	f	1-4	0-0	0-0	2 0 2	2	2	0	1	1	0	13
00	Austin Rivers	g	7-15	1-7	5-9	2 7 9	3	20	0	2	0	2	43
03	Tyler Thornton	g	1-3	1-3	0-0	0 0 0	3	3	1	0	0	0	10
20	Andre Dawkins	g	1-5	1-4	0-0	0 1 1	1	3	1	1	0	0	14
02	Quinn Cook	g	3-9	0-3	2-4	0 1 1	1	8	4	1	0	1	28
21	Miles Plumlee	g	1-2	0-0	0-0	2 2 4	3	2	1	0	0	1	24
30	Seth Curry	g	7-13	4-7	4-6	1 2 3	1	22	4	0	0	3	39
34	Ryan Kelly	g	3-10	2-7	0-0	3 4 7	4	8	1	2	2	1	26
	Team					0 3 3							
Totals			26-68	9-31	13-22	17 26 43	22	74	12	11	5	8	225
FG % 1st half: 11-30 36.7% 2nd half: 13-31 41.9% OT: 2-7 28.6% Game: 26-68 38.2% Deadball													
3FG % 1st half: 4-13 30.8% 2nd half: 4-14 28.6% OT: 1-4 25.0% Game: 9-31 29.0% Rebounds													
FT % 1st half: 2-3 66.7% 2nd half: 11-13 84.6% OT: 0-6 0.0% Game: 13-22 59.1% 5													

Officials: Karl Hess, Ray Natili, Michael Stephens

Technical fouls: Miami-None. Duke-None.

Attendance: 9314

UM - Kadji fouled out at 0:21.5 in 2nd

Score by periods	1st	2nd	OT	Total
Duke	28	41	5	74

Last FG - UM OT-02:11, DU OT-01:16.

Largest lead - UM by 16:2nd-19:04, DU by 3:1st-08:15.

Points	In	Off	2nd	Fast	Bench
UM	38	15	22	6	16
Duke	28	17	14	5	40

Score tied - 6 times.

Lead changed - 9 times.

## Current Miami Hurricanes vs. Duke

Rion Brown				Total			3-Point			F-Throw			Rebounds												
Year	GP	GS	Min	Avg	FG	FGA	Pct	FG	FGA	Pct	FT	FTA	Pct	Off	Def	Tot	Avg	PF	FO	Ast	TO	Blk	Stl	Pts	Avg
2010-11	2	0	20	10.0	3	7	.429	2	6	.333	0	0	.000	1	2	3	1.5	3	0	0	1	0	0	8	4.0
2011-12	1	0	16	16.0	2	4	.500	1	2	.500	0	0	.000	1	0	1	1.0	2	0	1	0	0	1	5	5.0
TOTAL	3	0	36	12.0	5	11	.455	3	8	.375	0	0	.000	2	2	4	1.3	5	0	1	1	0	1	13	4.3

## Julian Gamble

2009-10	2	2	36	18.0	3	6	.500	0	0	.000	2	2	1.000	1	2	3	1.5	6	0	1	3	0	2	8	4.0
2010-11	2	1	27	13.5	5	8	.625	0	0	.000	1	2	.500	2	3	5	2.5	5	0	2	5	1	1	11	5.5
TOTAL	4	3	63	15.8	8	14	.571	0	0	.000	3	4	.750	3	5	8	2.0	11	0	3	8	1	3	19	4.8

## Trey McKinney Jones

2011-12	1	0	16	16.0	1	4	.250	0	3	.000	0	0	.000	0	1	1	1.0	2	0	1	2	0	0	2	2.0
---------	---	---	----	------	---	---	------	---	---	------	---	---	------	---	---	---	-----	---	---	---	---	---	---	---	-----

## Kenny Kadji

2011-12	1	1	32	32.0	5	8	.625	4	5	.800	1	3	.333	2	6	8	8.0	5	1	1	3	0	0	15	15.0
---------	---	---	----	------	---	---	------	---	---	------	---	---	------	---	---	---	-----	---	---	---	---	---	---	----	------

## Shane Larkin

2011-12	1	1	38	38.0	2	8	.250	2	6	.333	1	2	.500	1	2	3	3.0	1	0	4	3	0	0	7	7.0
---------	---	---	----	------	---	---	------	---	---	------	---	---	------	---	---	---	-----	---	---	---	---	---	---	---	-----

## Durand Scott

2009-10	2	2	67	33.5	19	28	.679	1	2	.500	1	4	.250	3	5	8	4.0	8	1	7	6	0	4	40	20.0
2010-11	2	2	71	35.5	8	26	.308	0	3	.000	4	4	1.000	3	5	8	4.0	6	0	10	4	1	1	20	10.0
2011-12	1	1	35	35.0	3	12	.250	0	1	.000	5	6	.833	4	2	6	6.0	4	0	2	4	0	2	11	11.0
TOTAL	5	5	173	34.6	30	66	.455	1	6	.167	10	14	.714	10	12	22	4.4	18	1	19	14	1	7	71	14.2

## Miami vs. Top 5 Teams

Vs. Top 5 opponents 4-35

Vs. Top 5 under Coach L 1-2

Three of Miami's four wins over Top 5 teams are against Duke. The fourth is UConn. See gray box for Miami vs. Top 5 teams.

## Canes in the Top 25 since Joining ACC (2004-05)

Week	AP	USA TODAY/ESPN
2007-08		
12/17/07	22 (274 pts)	22 (98 pts)
12/24/07	19 (443 pts)	19 (188 pts)
1/7/08	25 (85 pts)	RV (21pts-27)
1/14/08	21 (286 pts)	24 (84 pts)
2008-09		
Preseason	17 (570 pts)	16 (233 pts)
11/17/08	17 (591 pts)	16 (238 pts)
11/24/08	22 (272 pts)	21 (146 pts)
12/1/08	21 (309 pts)	22 (158 pts)
12/8/08	RV (63 pts-29th)	25 (69 pts)
2009-10		
1/11/10	23 (189 pts)	RV (8 pts-35th)
2012-13		
01/21/13	25 (93 pts)	RV (49 pts)

## MIAMI AT DUKE RECAP FROM 2012

Miami earned its first victory ever at Cameron Indoor Stadium and just its second win over Duke since joining the ACC for the 2004-05 season. The win over No. 7/5 Duke was Miami's highest ranked ACC win in school history.

Miami outrebounded the Blue Devils 48-43 and outscored them 38-26 in the paint. The Canes also forced Duke into 14 turnovers.

Duke missed all six of their free throw attempts in overtime.

Miami shot 42 percent from the field and held Duke's high-octane offense to just .382 percent shooting. Duke set a season low for field goal percentage and the bench recorded more points (40) than the starters (34).

The Hurricanes took a 16-point lead, lost all of it, and then went back and forth with the Blue Devils in the final three minutes, trading the lead four times. DeQuan Jones extended Miami's lead to 77-74 on two foul shots with 12.9 seconds left. Reggie Johnson scored the first basket of overtime, putting the Hurricanes ahead for good. Johnson scored five of his career-high 27 points in overtime.

## PLAYER TRENDS

## RAPHAEL AKPEJIORI

- Played more than six minutes in five of his last six outings after beginning the season only playing 11 minutes total in four games.
- Grabbed a rebound in all but three of his appearances.

## RION BROWN

- Scored in double digits twice this year.
- Shot better than 43 percent from the field five times, including 81.8 percent (9-11) at Georgia Tech.
- Hit multiple 3-pointers three times.
- Dished out an assist 10 times and started the season with six-straight games with a handout.

## JULIAN GAMBLE

- Opened the season a perfect 4-4 from the field in his first game back from knee surgery.
- In the 10 games he has started, is averaging 9.1 points, 6.4 rebounds and 2.1 blocks in 25.7 minutes. In the other six games, Gamble has posted 2.3 points, 1.7 rebounds and 0.3 blocks in 10.5 minutes.
- Recorded one double-double this season and missed his second with 11 points and nine rebounds against Indiana State.
- Scored in double digits four times.
- Made at least 40 percent of his shots from the field in 10 games.
- Grabbed at least five rebounds in eight games and in seven of the last eight outings.
- Has more or equal offensive rebounds than defensive rebounds in three games.
- Blocked a shot in six straight games and 10 total games. He has recorded multiple blocks eight times.
- One of five Hurricanes to pull down double-digit rebounds in a game (Kadji, Johnson, Gamble, Scott, McKinney Jones).

## TONYE JEKIRI

- Played at least seven minutes in nine of his 14 games.
- Hit a free throw against Florida Gulf Coast for his first career point. He also grabbed his first two rebounds that night.
- Recorded his first field goal at UCF.
- Pulled down a rebound in nine games, including four-straight appearances.

## REGGIE JOHNSON

- Recorded four double-doubles in seven games played this season.
- Scored in double digits four times, including 22 in the season opener against Stetson.
- Grabbed at least nine rebounds in all but one game.
- Dished out an assist in six of seven games.
- Blocked a shot in four games, and recorded at least three blocked shots in three outings.
- One of five Hurricanes to pull down double-digit rebounds in a game (Kadji, Johnson, Gamble, Scott, McKinney Jones).

## KENNY KADJI

- Recorded four double-doubles this season and missed a double-double by either one or two rebounds in three outings.
- Scored in double digits in seven straight games and in 13 games.
- Shot better than 45 percent from the field in six outings, and better than 40 percent from distance five times, including 3-of-3 vs. Charlotte.
- Hit multiple 3-pointers in six games, and in three straight outings. He has hit a three in all but four games.
- Grabbed at least five rebounds in 13 games, including 10 of the last 11 outings. He has recorded more or equal offensive rebounds than defensive rebounds in four games.
- Dished out an assist nine times.
- Blocked a shot in all but two games and in six-straight games. He has multiple blocks in eight games and at least three in three outings.
- One of five Hurricanes to pull down double-digit rebounds in a game (Kadji, Johnson, Gamble, Scott, McKinney Jones).

## SHANE LARKIN

- Has a steal in every game but the season opener, and has multiple steals in 11 games, including four straight.
- Dished out three or more assists in 12 games, five or more seven times.
- Even as a point guard, Shane Larkin has grabbed at least four rebounds in 10 games.
- Recorded a 3-pointer in all but two games and multiple threes in seven games.
- Shot 50 percent for better from the field in seven games.
- 11-of-12 at the free throw line in the final two minutes of games this season. He was 16-17 last season in that late-game situation.
- Led (or tied) the team in assists 12 times, steals 10 times, scoring four times and rebounds once.

## TREY MCKINNEY JONES

- Scored in double digits in two straight games and in nine games.
- Shot better than 45 percent from the field in seven games and better than 32 percent from distance in nine outings.
- Hit multiple 3-pointers in six games.
- Leads the team with his 85.1 percent clip at the free throw line. He has been perfect from the line in nine outings, topped with 7-of-7 at Hawai'i and 6-of-6 vs. Jacksonville.
- Perfect 12-of-12 at the FT line in the final two minutes of games this season.
- One of five Hurricanes to pull down double-digit rebounds in a game (Kadji, Johnson, Gamble, Scott, McKinney Jones).
- Grabbed at least four rebounds in nine outings.
- Dished out an assist in all but two games, multiple assists in eight games and set a career high mark of seven against Maryland.

## DURAND SCOTT

- Led (or tied) the team in scoring in five games, rebounding twice, assists five times and steals six times.
- Is 6-of-6 at the FT line in the final two minutes of games this season, including 4-4 at Boston College. He was 19-22 as a junior, 31-41 as a sophomore and 12-21 as a rookie.
- Shot 50 percent for better from the field in six games.
- Hit multiple free throws in eight games.
- At least three assists in seven games and at least four in six outings.
- Recorded multiple steals in nine games, including four straight.
- Started the season with eight of nine games scoring 15 points or more.
- One of five Hurricanes to pull down double-digit rebounds in a game (Kadji, Johnson, Gamble, Scott, McKinney Jones).

## ERIK SWOOPE

- Played at least five minutes in seven of his 12 games.
- When Swoope scores in a game, he notches at least three points.
- Grabbed four rebounds three times this season and has pulled down at least one rebound in six of 12 outings.
- Perfect 3-of-3 from the field against Jacksonville, scoring seven points in 16 minutes.
- Hit his only three-point attempt, which was at UCF.

## ON THIS DATE (JAN. 23)

1/23/28	at Rollins	L	21-32
1/23/60	Houston	L	79-88
1/23/64	La Salle	W	121-99
1/23/65	at Rollins	W	128-92
1/23/70	at Fla. Southern	W	103-92
1/23/71	at Creighton	L	84-104
1/23/86	Baptist	W	71-60
1/23/88	South Florida	W	80-75
1/23/93	Pittsburgh*	L	84-86
1/23/96	Notre Dame*	W	72-64
1/23/07	Virginia Tech*	L	85-92
1/23/08	North Carolina*	L	82-98
1/23/11	at NC State*	L	70-72

\*Conference game

## CANES IN THE NCAA TOURNAMENT

Season	Coach	Overall	Conf.	Record
1959-60	Bruce Hale	23-4		0-1
1997-98	Leonard Hamilton	18-10	11-7	0-1
1998-99	Leonard Hamilton	23-7	15-3	1-1
1999-00	Leonard Hamilton	23-11	13-3	2-1
2001-02	Perry Clark	24-8	10-6	0-1
2007-08	Frank Haith	23-11	8-8	1-1

## 20-WIN SEASONS AT MIAMI

Season	Coach	Overall	Conf.	W-L	Postseason
1946-47	Hart Morris	20-7			
1959-60	Bruce Hale	23-4			NCAA
1960-61	Bruce Hale	20-7			NIT
1962-63	Bruce Hale	23-5			NIT
1963-64	Bruce Hale	20-7			NIT
1964-65	Bruce Hale	22-4			
1998-99	Leonard Hamilton	23-7	BIG EAST	15-3	NCAA
1999-00	Leonard Hamilton	23-11	BIG EAST	13-3	NCAA
2001-02	Perry Clark	24-8	BIG EAST	10-6	NCAA
2007-08	Frank Haith	23-11	ACC	8-8	NCAA
2009-10	Frank Haith	20-13	ACC	4-12	
2010-11	Frank Haith	21-15	ACC	6-10	NIT
2011-12	Jim Larranaga	20-13	ACC	9-7	NIT

## FIRSTS UNDER JIM LARRANAGA

First game: Nov. 11, 2011 vs. Tennessee Tech. W, 69-58.  
 First starting lineup: Malcolm Grant, Durand Scott, Garrius Adams, Erik Swoope, Kenny Kadji.  
 First opening tip: Miami – Kenny Kadji.  
 First UM FG: 18:38, Durand Scott, 3-pointer.  
 First lead: 18:38, 3-0.  
 First halftime score: Tennessee Tech 32, Miami 27.  
 First win: Nov. 11, 2011. Miami 69, Tennessee Tech 58.  
 Attendance at first game: 3,600.  
 First loss: Nov. 25, 2011 at Ole Miss, 64-61 (OT).  
 First road win: Dec. 22, 2011 at Charlotte, 76-61.  
 First ACC game: Jan. 7, 2012 at Virginia, L, 52-51.  
 First ACC win: Jan. 18, 2012 vs. Clemson, 76-73.

JIM LARRAÑAGA = PROGRAM CHANGER  
In Coach L's 14 Seasons at George Mason ...

- .626 winning percentage
- 13 straight winning seasons
- A Final Four appearance
- 5 trips to the NCAA tournament
- 9 postseason appearances
- First national ranking
- First appearance in Top 10
- First wins over Top 10 teams
- Winningest coach in league history

## Seven Seasons before Coach L at GMU...

- .340 winning percentage
- 7 straight losing seasons
- 0 postseason appearances
- Worst team in the CAA

## MIAMI'S 2012-13 RECORD WHEN...

Record	Overall	ACC
All games	13-3	4-0
Home	7-0	1-0
Away	5-1	3-0
Neutral	1-2	

November	4-1	
December	4-2	
January	5-0	4-0
February		
March		
April		

Vs. Top 10 opponents	0-1
Vs. Top 25 opponents	1-1
Vs. RV opponents	2-0
Vs. teams over .500 on game day	11-1
Vs. teams under .500 on game day	0-1
Vs. teams at .500 on game day	2-0
While UM is in the top 25	--
While UM is RV	6-2
In overtime games	0-1

Leading at halftime	8-1
Trailing at halftime	4-2
Tied at halftime	1-0
Single overtime	0-1
Double overtime	--
Leading with 2:00 left in regulation	12-1
Trailing with 2:00 left in regulation	1-2
Tied with 2:00 left in regulation	--

UM shoots 50% or better from field	3-0
UM shoots 40-49% from field	9-0
UM shoots under 40% from field	1-3
Opp. shoots 50% or better from field	--
Opp. shoots 40-49% from field	5-2
Opp. shoots under 40% from field	7-1
UM shoots 70% or better from the line	5-0
UM shoots less than 70% from the line	7-3

UM has more 3-point FGs	7-1
UM has fewer 3-point FGs	6-2
3-point FGs are even	--

Four or more Canes in double figures	8-0
Three Canes score in double figures	4-2
Two or less Canes score in double figures	1-1

UM outrebounds opponent	9-1
Opp. outrebounds UM	4-2
Tied in rebounds	--
UM records 10 or more steals	2-1
UM records 15 or more assists	4-0
UM commits less than 15 turnovers	12-2
UM commits 15 or more turnovers	1-1
UM commits less turnovers than opp.	6-3
UM commits more turnovers than opp.	5-0
Tied in turnovers	2-0

UM scores 59 points or less	1-3
UM scores between 60-69 points	4-0
UM scores between 70-79 points	7-0
UM scores between 80-89 points	1-0
UM scores between 90-99 points	--
UM scores 100 or more points	--

Playing during the afternoon	3-1
Playing in the evening (5 p.m. or later)	10-2
Games decided by three points or less	1-1
Games decided by four to 10 points	4-0
Games decided by 11-20 points	6-2
Games decided by more than 20 points	2-0

## LARRANAGA YEAR TWO

In just his second year with the Canes, Coach L has transformed the play of the Miami basketball program. After 16 games last year, Miami was 10-6 allowing a 42.4 percent opponent FG percentage and a 34.2 percent mark from distance. The Canes allowed 67.6 points per game and UM was being outrebounded 33.9-34.6. This season, Miami is allowing opponents a 37.5 percent clip from the field, 31.1 percent from distance, and just 58.4 points per game.

After four games in ACC play, the Canes were 1-3, compared to this season's 4-0 mark. The Canes have cut 15.5 points off of opponents' scoring totals and .750 percent off opponents' shooting percentage. UM has dropped its turnovers from 14.8 to 9.8 and forced opponents into 0.7 more each out-

	'11-12	'12-13	'11-12 ACC	'12-13 ACC
Record	10-6	13-3	1-3	4-0
FG%	.443	.443	.434	.410
DFG%	.424	.375	.442	.367
3FG%	.378	.342	.260	.337
D3FG%	.342	.311	.305	.314
RPG	33.9	35.9	33.0	37.0
Opp RPG	34.6	35.1	34.0	35.2
APG	12.0	11.1	11.0	11.8
TPG	12.6	10.8	14.8	9.8
Opp TPG	12.8	12.8	11.3	12.0
PPG	71.2	67.3	64.0	61.0
Opp PPG	67.6	58.4	69.0	53.5

## CANES IN THE POLLS

At No. 25, Miami is ranked in the AP Poll for the first time since Jan. 11, 2010, when the Canes were No. 23. UM has been listed in national polls seven weeks this season, as of Jan. 21. Miami was listed on both the AP and USA TODAY preseason polls for the first time since the 2008-09 season, when UM was ranked 17 and 16, respectively.

## AP Top 25 USA TODAY

Preseason	RV (8)	RV (2)
Nov. 12	RV (9)	--
Dec. 3	RV (7)	RV (5)
Dec. 10	RV (3)	--
Dec. 17	RV (3)	--
Jan. 14	RV (9)	RV (8)
Jan. 21	25	RV (49)

## MIAMI OPENS ACC WITH 3-OF-4 ON THE ROAD

The Hurricanes are one of two league schools (also FSU) to start ACC play with three-of-four games on the road. Miami opened with wins at Georgia Tech, then at North Carolina, hosted Maryland, now hits the road for Boston College. Of the other 10 ACC schools, seven are split 2-2 home and away, while the other three (Clemson, Duke and Maryland) only hit the road once in their first four outings.

For the third-straight season, UM opened the ACC schedule with back-to-back games on the road. In 2011, Miami lost at Duke and Clemson, then in 2012 the Canes lost at both Virginia and UNC to start league play. This season Miami is already 1-0 with a win at Georgia Tech on Jan. 5.

## MIAMI VS. THE ACC IN THE COACH L ERA

Miami has defeated nine of their 11 ACC opponents in the Coach Larranaga era, including four on their home court - Georgia Tech, Boston College, Duke and North Carolina.

In his first season at UM, Coach Larranaga and the Canes defeated eight of their 11 ACC opponents at least once. Miami beat Boston College in both meetings, and downed five teams in their sole matchup - Clemson, Duke, Virginia Tech, Georgia Tech and Wake Forest. UM split games with Maryland and Florida State, but lost to North Carolina (twice), NC State (twice) and Virginia.

So far in year two, Miami is 4-0 in the ACC with road wins at Georgia Tech, UNC and Boston College.

## TEAM EFFORT FROM THE CANES

Through 16 games, six players have led (or tied) for team highs in scoring, seven in rebounds, three in assists, five in steals and six in blocks. See page 5 of the notes for a complete listing.

## MIAMI'S LARGEST IN 2012-13

Lead	31 vs. Charlotte, 12/14
Deficit	26 vs. Arizona, 12/23
Margin of Victory	31 vs. Charlotte, 12/14
Margin of Defeat	19 vs. Arizona, 12/23
Halftime Lead	16 at UCF, 12/18
Halftime Deficit	12 vs. Arizona, 12/23
Deficit in Win	11 vs. La Salle, 1/2
Halftime Deficit in Win	6 vs. La Salle, 1/2
Lead in Loss	10 at FGCU, 11/13
Halftime Lead in Loss	2 vs. Indiana State, 12/25

## DOUBLE-DOUBLES in 2012-13

<b>Julian Gamble</b>			
12/22/12	vs. Hawai'i	16 p	13 r

## Reggie Johnson

11/09/12	vs. Stetson	22 p	11 r
11/28/12	vs. Michigan St.	10 p	11 r
12/01/12	at UMass	19 p	13 r
12/18/12	at UCF	16 p	13 r

## Kenny Kadji

11/09/12	vs. Stetson	12 p	12 r
11/24/12	vs. Detroit	14 p	11 r
01/02/13	vs. La Salle	14 p	11 r
01/05/13	at Georgia Tech	11 p	14 r

## Durand Scott

12/14/12	vs. Charlotte	16 p	12 r
----------	---------------	------	------

## 30-POINT GAMES IN 2012-13

30	Kenny Kadji	01/02/12	vs. UNCG
----	-------------	----------	----------

## 20-POINT GAMES

27	Shane Larkin	11/16/12	vs. Jacksonville
22	Reggie Johnson	11/09/12	vs. Stetson
22	Rion Brown	01/05/13	at Georgia Tech
20	Durand Scott	12/22/12	at Hawai'i

## AT THE BANKUNITED CENTER (BUC)

Year	Season	Cumulative
2002-03*	4-5	
2003-04	10-8	14-13
2004-05	11-5	25-18
2005-06	11-5	36-23
2006-07	8-7	44-30
2007-08	14-2	58-32
2008-09	12-4	70-36
2009-10	12-4	82-40
2010-11	13-4	95-44
2011-12	12-3	107-47
2012-13	7-0	114-47

## OVERALL ACC RECORD IN BUC 109-48

\*Opening Day at the BankUnited Center  
Jan. 4, 2003 vs. North Carolina, W,OT 64-61

## LED (TIED) THE TEAM IN....

	Points	Rebounds	Assists	Steals	Blocks
<b>Akpejori</b>	-	-	-	-	-
<b>Daniels</b>	-	-	-	1 (1)	-
<b>Brown</b>	1	1	-	-	(1)
<b>Gamble</b>	-	2	-	-	2 (3)
<b>Jekiri</b>	-	-	-	-	1
<b>Johnson</b>	2	4	-	-	3
<b>Kadji</b>	5	4 (2)	-	1 (1)	5 (5)
<b>Larkin</b>	2 (2)	1	9 (3)	3 (8)	-
<b>McKinney Jones</b>	1	1	1	2 (1)	-
<b>Scott</b>	3 (2)	1 (1)	3 (2)	2 (4)	-
<b>Swoope</b>	-	-	-	-	(1)



**MBB INKS BURNETT AND REED TO NLI**

Jim Larrañaga has announced the signing of Deandre Burnett and Davon Reed to National Letters of Intent, on Nov. 20.

Burnett is a 2012 Parade All-American, one of only two players from the state of Florida and one of five Atlantic Coast Conference recruits to earn the honor. Originally from Florida, Burnett is currently attending Massanutten Military Academy (Va.).

At 6-1, 190 pounds, the shooting guard averaged 36.2 points, six rebounds and four assists per game as a senior at Carol City High School in Miami Gardens, Fla. The fourth leading scorer in the nation notched 45 points three times in his final prep season, earning first team Miami-Dade County honors as a junior while leading the Chiefs to an 18-4 record. He has averaged more than 20 points per game since his sophomore campaign.

Burnett played AAU ball for Team U and is touted for his ability to attack the basket in transition, score through contact and pressure the ball full court.

Burnett chose Miami over offers from Virginia, Mississippi, South Carolina, La Salle, FAU, Georgia Southern, FIU and Stetson. He is Larrañaga's third signee from the state of Florida, joining current Hurricanes sophomore Shane Larkin (Dr. Phillips) and freshman Tonye Jekiri (Champagnat).

Reed, a native of Princeton, N.J., is a four-star swingman listed as a Top 100 player (No. 97) by Rivals.com and No. 78 in the Class of 2013 by ESPN. He is the third-best talent in New Jersey and 18th best nationally at the shooting guard position, according to ESPN.com and Rivals ranks him as 24th among shooting guards.

He is a 6-6, 195-pound guard who averaged 27 points and nine rebounds per game for Princeton Day School (N.J.) last season. He enters his senior season with 1,473 points in 78 career games, an 18.9 ppg clip.

He is a multidimensional, athletic player who can handle the ball, has a solid shot and can defend the perimeter. He can play the 2 or the 3, and can defend the 1, 2 or 3 positions.

This summer, Reed participated in the Kevin Durant Skills Academy and played the AAU circuit with Team Final from New Jersey.

Reed chose Miami over offers from Wake Forest, Cincinnati, Xavier and Memphis, among others.

**ACC COACHES TELECONFERENCE**

The 12 ACC head basket-ball coaches will be featured on nine Monday teleconferences during the 2012-13 season. The season's first teleconference will take place on Jan. 7, 2013, and continue through March 11. Each coach will have 10 minutes to make an opening statement and answer questions. There will be an instant replay of each teleconference on the Conference's internet site TheACC.com each Monday afternoon.

Jeff Bzdelik, Wake Forest	10:30
James Johnson, Virginia Tech	10:40
Tony Bennett, Virginia	10:50
Mark Gottfried, NC State	11:00
Ray Williams, North Carolina	11:10
<b>Jim Larrañaga, Miami</b>	<b>11:20</b>
Mark Turgeon, Maryland	11:30
Brian Gregory, Georgia Tech	11:40
Leonard Hamilton, Florida State	11:50
Mike Krzyzewski, Duke	12:00
Brad Brownell, Clemson	12:10
Steve Donahue, Boston College	12:20
Media Phone Number:	913-312-0641

**MIAMI STARTS ACC PLAY WITH FOUR WINS**

Miami has opened the 2012-13 ACC schedule with four wins for the first time since joining the league in 2004-05 and for the first time since the 1997-98 season, when UM was in the BIG EAST Conference. That year, Miami defeated Rutgers, Georgetown, Seton Hall, Pittsburgh and Connecticut to start the year 5-0.

UM has started league play with a win three seasons, but has started 0-2 the previous two years. Under Coach L, the team started 0-2 last season, but finished 9-7, good enough for a fourth-place tie in the league.

Year	After...	1 game	2g	3g	4g	5g
2012-13		1-0	2-0	3-0	4-0	
2011-12		0-1	0-2	1-2	1-3	2-3
2010-11		0-1	0-2	1-2	1-3	1-4
2009-10		0-1	1-1	1-2	1-3	1-4
2008-09		0-1	1-1	2-1	2-2	3-2
2007-08		1-0	1-1	1-2	1-3	2-3
2006-07		1-0	1-1	2-1	2-2	2-3
2005-06		0-1	1-1	2-1	3-1	3-2
2004-05		0-1	1-1	1-2	1-3	1-4
2003-04 (Big East)		0-1	1-1	2-1	3-1	3-2
2002-03		0-1	0-2	0-3	1-3	1-4
2001-02		1-0	1-1	1-2	2-2	3-2
2000-01		0-1	0-2	0-3	0-4	1-4
1999-00		1-0	1-1	2-1	2-2	3-2
1998-99		1-0	2-0	2-1	3-1	4-1
1997-98		1-0	2-0	3-0	4-0	5-0

**GAMBLE STEPS UP IN ABSENCE OF JOHNSON**

Julian Gamble has moved into the starting lineup in the absence of Reggie Johnson and is taking full advantage of the opportunity. Gamble has more than doubled his point production and increased his rebounds from less than two per game to 7.5 each night in the past eight games without Reggie Johnson.

A year ago, he didn't know if he'd be granted a sixth year of eligibility with the Canes. In his senior campaign, the native of Durham is posting career numbers, topping his junior year stats.

	First 8 games	Last 8	Junior Year
Minutes	13.0	27.0	15.2
Points	4.3	8.9	4.0
Rebounds	1.8	7.5	3.4
Blocks	0.6	2.3	0.8

**NUMBER OF GAMES POTENTIALLY MISSED BY THE CANES**

Based on a 32-game schedule, this year Miami will be undermanned in potentially 108 games due to injuries and transfers. Durand Scott missed three games due to an NCAA withholding penalty and Reggie Johnson is expected to miss 13 games while Garrius Adams could miss the entire season (32 games) due to injuries. Two transfers, Bishop Daniels and Melvin Johnson, will miss 28 and 32 games, respectively.

Last season, Miami players missed 108 games due to injury or NCAA suspensions. The list of players missing time included starting center Reggie Johnson (nine games to injury, one to suspension), forward DeQuan Jones (10 to suspension), starting guard Durand Scott (three to suspension), starting guard Malcolm Grant (two to a death in the family), guard Garrius Adams (14 to injury and knee surgery), and guard Rion Brown (two to illness). Even guard Shane Larkin missed the opener until the NCAA approved his eligibility. Veteran forward Julian Gamble (knee) and freshman guard Bishop Daniels (foot) sat out the entire year.

**CANES IN THE PROS**

DeQuan Jones	Orlando Magic
James Jones	Miami Heat
John Salmons	Sacramento Kings
Adrian Thomas	Bakersfield Jam (D-League)
Brian Asbury	Cajasol Banca Civica Sevilla (Spain)
Malcolm Grant	APOEL Nicosia B.C. (Cyprus)
Lance Hurdle	Wollongong Hawks (Australia)
Anthony King	Artland Dragons (Germany)

**2012-13 Record Chasers****REBOUNDS, CAREER**

1. Rick Barry, 1962-65	1,274
2. Willie Allen, 1968-71	916
3. Harry Manushaw, 1958-61	914
9. Ron Godfrey, 1958-61	767
10. Joe Wylie, 1988-91	758
<b>11. Reggie Johnson, 2009-p</b>	<b>731</b>

**BLOCKED SHOTS, CAREER**

1. Constantin Popa, 1991-95	263
2. Tim James, 1995-99	224
3. Anthony King, 2003-08	219
7. Elton Tyler, 1997-2000, 2001-02	114
8. Jimmy Graham, 2005-09	104
<b>9. Reggie Johnson, 2009-p</b>	<b>102</b>

**POINTS SCORED (FG-FT), CAREER**

1. Rick Barry, 1962-65 (816-666)	2,298
2. Eric Brown, 1985-89 (805-633)	2,270
3. Don Curnutt, 1967-70 (813-380)	2,006
12. Steven Edwards, 1992-96 (419-290)	1,393
13. Ron Godfrey, 1958-61 (518-348)	1,384
<b>14. Durand Scott, 2009-p</b>	<b>1,396</b>

**ASSISTS, CAREER**

1. Vernon Jennings, 1996-00	520
2. Kevin Norris, 1994-98	493
3. John Salmons, 1998-02	429
4. Kevin Presto, 1985-98	412
5. Thomas Hocker, 1987-90	384
<b>6. Durand Scott, 2009-p</b>	<b>354</b>

**GAMES STARTED, CAREER**

1. Darius Rice, 2000-04	113
2. Robert Hite, 2002-06	109
3. Kevin Norris, 1994-98	108
<b>4. Durand Scott, 2009-p</b>	<b>106</b>
John Salmons, 1998-2002	106
Eric Brown, 1985-89	106

**Steals, career**

1. Kevin Norris, 1994-98	208
2. Vernon Jennings, 1996-00	199
3. John Salmons, 1998-02	192
7. Kevin Presto, 1985-89	154
8. Mike Simmons, 1998-03	141
<b>9. Durand Scott, 2009-p</b>	<b>140</b>

**STARTERS BY GAME**

SU	Larkin	Brown	McKinney Jones	Kadji	Johnson
FGCU	Larkin	Brown	McKinney Jones	Kadji	Johnson
JU	Larkin	Brown	McKinney Jones	Kadji	Gamble
Detroit	Larkin	Scott	McKinney Jones	Kadji	Gamble
MSU	Larkin	Scott	McKinney Jones	Kadji	Johnson
UMass	Larkin	Scott	McKinney Jones	Kadji	Johnson
Charlotte	Larkin	Scott	McKinney Jones	Kadji	Johnson
UCF	Larkin	Scott	McKinney Jones	Kadji	Johnson
Hawaii	Larkin	Scott	Brown	Kadji	Gamble
Arizona	Larkin	Scott	Brown	Kadji	Gamble
Ind. St.	Larkin	Scott	McKinney Jones	Kadji	Gamble
LaSalle	Larkin	Scott	McKinney Jones	Kadji	Gamble
Ga. Tech	Larkin	Scott	McKinney Jones	Kadji	Gamble
UNC	Larkin	Scott	McKinney Jones	Kadji	Gamble
MD	Larkin	Scott	McKinney Jones	Kadji	Gamble
BC	Larkin	Scott	McKinney Jones	Kadji	Gamble

**RECORD BY STARTING LINEUP**

Larkin, Brown, McKinney Jones, Kadji, Johnson	1-1
Larkin, Brown, McKinney Jones, Kadji, Gamble	1-0
Larkin, Scott, McKinney Jones, Kadji, Gamble	6-1
Larkin, Scott, McKinney Jones, Kadji, Johnson	4-0
Larkin, Scott, Brown, Kadji, Gamble	1-1

**RPI AND STRENGTH OF SCHEDULE**

According to WarrenNolan.com as of Jan. 20, Miami's RPI is 4 and strength of schedule is 1. RealtimeRPI.com has UM with an RPI of 4 and SOS of 2. Since joining the ACC, Miami's best non-conference SOS was 112 and RPI was 39, both in 2007-08.

Non-conference schedule strength Collegiate Basketball News	RPI NCAA.org
2011-12	117
2010-11	142
2009-10	345 (out of 347 teams)
2008-09	212
2007-08	112
2006-07	269
2005-06	151
2004-05	204

**LARRAÑAGA EARNS 500TH WIN**

Head coach Jim Larrañaga is in his 29th season as a head coach, posted his 500th win at Georgia Tech on Jan. 5 in Atlanta. Entering the 2012-13 season, Coach L was tied for 20th on the list of winningest active Division-I head coaches. Currently 17 active D-I coaches have 500 wins.

**ACC LEADERS DURAND SCOTT AND SHANE LARKIN**

Durand Scott leads all returning ACC players with 1,396 career points, ahead of C.J. Harris (WF), Erick Green (VT), Michael Snaer (FSU), Scott Wood (NC State) and Travis McKie (WF). Scott is the only current ACC player to have averaged in double figures three times in his career. Scott is also third in points per game among active leaders with 12.5 career ppg.

Shane Larkin was fifth overall and tops among freshmen in the ACC in steals a year ago, and was fifth among freshmen in scoring with 7.4 ppg, trailing Ryan Anderson (BC), Dennis Clifford (BC), Nick Faust (MD), and Lonnie Jackson (BC). This season Larkin leads the ACC in steals and is eighth in assists.

**UM'S OFFENSIVE OUTPUT**

Four players - Durand Scott, Shane Larkin, Reggie Johnson and Kenny Kadji - are averaging double-digit points this season and one - Trey McKinney Jones - is at 9.8 ppg. When three or more Canes score in double digits, Miami is 10-2. In eight games this year, four or more Hurricanes have scored in double digits.

**COMEBACK WINS AND SECOND HALF SCORING**

Miami has been tied or trailing at halftime in five of its 13 wins this season. In those five games, Miami has outscored its opponents 211-154 in the second stanza. Through 16 games, UM has outscored its opponents 615-496 in the second half.

Against Stetson, the teams were tied at 34 at the break and the Canes were down by four vs. Michigan State, six vs. La Salle and two at North Carolina.

At UNC, the Canes posted a 17-9 run to end the game and secure the 68-59 victory at the Smith Center. Miami outscored La Salle and

Georgia Tech 51-22 in the first 12 minutes of the second half. At Georgia Tech, Miami went on a 24-11 run after the half, and the Canes outscored La Salle 27-11 in the first 12 minutes after the break. Miami put together a 7-0 run midway through the second half against Stetson to put the game out of reach for the Hatters.

**COACHING COORDINATORS FOR THE CANES**

Miami's assistant coaching staff is set up in a coordinator system, with Eric Konkol as the offensive coordinator, Michael Huger manning the defense and Chris Caputo handling the scout for every opponent.

**LARKIN IMPROVES IN YEAR TWO**

Sophomore Shane Larkin has drastically improved his scoring in his second year with the Canes, averaging 12.5 ppg through 16 games. A season ago, he was only posting 8.8 points per night through 16 games.

Category	2011-12 (33g)	'12-13 (16g)
Points	7.4	12.2
FG Percent	36.0	45.0
3-Point Field Goals	32	25
Assists	81	62
Rebounds	2.5	3.8
Minutes	25.6	36.1

**KADJI DOUBLE-DOUBLES**

Kenny Kadji has recorded four double-doubles this season, and has flirted with the mark on three other occasions. His double-doubles were against Stetson (12p, 12r), Detroit (14, 11), La Salle (14, 11) and Georgia Tech (11, 14). He came close in three road games, against FGCU (13, 8), UCF (10, 8) and North Carolina (18, 9).

**SCOTT ACC PLAYER OF THE WEEK**

Hurricanes guard Durand Scott was named the ACC Player of the Week (Dec. 17) following his double-double against Charlotte. With 16 points and 12 rebounds, Scott led Miami to a 77-46 win over previously undefeated Charlotte in the Hurricanes' lone game of the week. The Bronx, N.Y., senior was 5-of-8 from the floor (.625), including 2-of-3 from 3-point range, handed out four assists, swiped four steals and blocked one shot.

**LARRAÑAGA AND OBAMA**

In his three visits to the UM campus in the past year, President Barack Obama was greeted by Coach Larrañaga and attended each event. Larrañaga has met the President a dozen times, dating back to Coach L's tenure in Fairfax, Va., at George Mason. Larrañaga's son, John, also plays basketball with the President.

**CANES & COACH L MAKE COMMITMENT**

The University of Miami and Coach Jim Larrañaga have agreed to terms on a three-year contract extension that will run through April 30, 2019. Larrañaga's extension adds three years to his existing five-year contract which began in April 2011.

**WEIGHT ROOM GAINS**

UM has made great strides in the weight room since the arrival of Coach Jim Larrañaga and strength & conditioning coach Jim Krumpus. When Krumpus first arrived at Miami in the spring of 2011, the team bench pressed an average of 231 pounds. By the fall of 2011, that number jumped to 257 lbs, and in the fall of 2012, the Canes are benching 270. In the vertical jump, the players averaged 32.4 inches in the spring of 2011, 34.4 inches in the fall of 2011 and are now at 35 inches. The team also averages 270 lbs. in the front squat. Some impressive individual numbers include: Bishop Daniels gained six inches on his vertical jump; Kenny Kadji lost 20 pounds and gained strength; Erik Swoope benches 340 pounds.

**UM Communications**

**Assoc. AD for Communications** Chris Freet

c.freet@miami.edu

**MBB Contact** Amy Woodruff

**Assistant Director of Communications**

**Work/Cell** (305) 284-3241 / (813) 410-1194

**Email** a.woodruff@miami.edu

**Website** www.HurricaneSports.com

**2012-13 UM Quick Facts**

<b>Location</b>	Coral Gables, Fla.
<b>Stadium</b>	BankUnited Center
<b>Press Row</b>	305-284-2111
<b>Capacity</b>	7,200
<b>Enrollment</b>	15,524
<b>Founded</b>	1925
<b>Colors</b>	Orange, Green, White
<b>Nickname</b>	Hurricanes
<b>Mascot</b>	Sebastian the Ibis
<b>Conference</b>	Atlantic Coast
<b>President</b>	Dr. Donna E. Shalala
<b>Interim Director of Athletics</b>	Blake James
<b>Address</b>	5821 San Amaro Drive Coral Gables, Fla. 33146

**2011-12 Overall Record** 20-13

**Home/Away/Neutral** 14-4/5-8/1-1

**2011-12 ACC Record** 9-7

**2011-12 ACC Finish** T-4

**Starters Returning / Lost** 4/1

**Lettermen Returning / Lost** 10/2

**Head Coach** Jim Larrañaga

**Alma Mater** Providence, 1971

**Record at UM** 33-16 / second season

**Overall Record** 503-350 / 29th season

**STAFF**

Eric Konkol	Wisconsin-Eau Claire, '00
Michael Huger	Bowling Green, '94
Chris Caputo	Westfield (Mass.) State, '02
Director of Operations	Mike Summey
Assoc. Director of Operations	Jaime Vathielil
Athletic Trainer	Wes Brown
Strength & Conditioning Coach	Jim Krumpus

**HISTORY**

**First Season of Basketball** 1926

**Overall All-Time Record** 902-684

**Year UM Joined ACC** 2004-05

**NCAA Appearances** Six

1960, 1998, 1999, 2000, 2002, 2008

**Last NCAA Appearance** L, 75-72

Second Round vs. Texas, 2008

**NIT Appearances** 10

1961, 1963, 1964, 1995, 1997,

2001, 2005, 2006, 2009, 2011

**Last NIT Appearance** L, 79-64

Quarterfinals vs. Alabama, 2011

**COMMUNICATIONS POLICIES**

All interview requests for assistant coaches or athletics department staff members must also be approved and cleared by the UM Communications office and/or basketball contact Amy Woodruff. Credential requests are taken via e-mail to Amy Woodruff (A.Woodruff@miami.edu). Any misuse of credentials will result in removal from the BankUnited Center and the permanent voiding of the credential. The UM locker room is closed at all times. For home games, Coach Larrañaga and a handful of Hurricane players will report to the media room for interviews following the opposing team's postgame press conference.

**COACH L COACHING TREE**

Jamie Angeli - assistant - Stetson women  
Joe Barer - head coach in high school  
Scott Cherry - head coach - High Point  
Bill Courtney - head coach - Cornell  
Kent Dernbach - assistant - University of Wisconsin Stephens Point  
Brian Ellerbe - former head coach - Michigan. Now assistant - DePaul  
Jerry Francis - former head coach - Prairie View. Now head coach - high school  
Mike Gillian - head coach - Longwood  
Stan Heath - head coach - University of South Florida  
Marc Iavaroni - former head coach - Memphis Grizzlies. Now assistant - LA Clippers  
James Johnson - head coach - Va. Tech  
Derek Kellogg - head coach - UMass  
Scott Lombardi - assistant - George Mason  
Steve Merfeld - former head coach - Evansville. Now assistant - Creighton  
Keith Noftz - former assistant - Central Michigan. Now head coach - high school  
Jeff Schneider - former head coach - Cal Poly San Luis Obispo  
Anthony Solomon - former head coach - St. Bonaventure. Now assistant - Notre Dame  
Ricky Stokes - former head coach - Va. Tech  
Jeff Westlund - assistant - Bethel  
Ricky Yahn - assistant - Longwood



## LAST 8 GAMES (6-2) WITHOUT REGGIE JOHNSON

##	Player	gp-gs	min	avg	fg-fga	fg%	3fg-fga	3fg%	ft-fa	ft%	off	def	tot	avg	pf	dq	a	to	blk	stl	pts	avg
35	Kenny Kadji	8-8	263	32.9	42-94	.447	10-29	.345	17-32	.531	12	49	61	7.6	19	0	6	13	15	5	111	13.9
01	Durand Scott	8-8	282	35.2	35-88	.398	9-33	.273	22-30	.733	4	21	25	3.1	19	1	19	19	0	17	101	12.6
00	Shane Larkin	8-8	295	36.9	28-80	.350	10-32	.313	11-14	.786	4	26	30	3.8	7	0	29	12	1	21	77	9.6
45	Julian Gamble	8-8	216	27.0	31-56	.554	0-0	.000	9-19	.474	24	36	60	7.5	25	2	1	5	18	4	71	8.9
04	Trey McKinney Jones	8-6	237	29.6	19-54	.352	10-26	.385	20-25	.800	4	34	38	4.8	11	0	16	12	1	6	68	8.5
15	Rion Brown	8-2	179	22.4	22-58	.379	8-32	.250	1-3	.333	3	6	9	1.1	9	0	3	4	0	5	53	6.6
10	Raphael Akpejori	8-0	60	7.5	4-10	.400	0-0	.000	1-2	.500	6	10	16	2.0	6	0	0	2	1	2	9	1.1
21	Erik Swoope	6-0	49	8.2	1-3	.333	0-0	.000	2-8	.250	3	6	9	1.5	6	0	1	2	0	1	4	0.7
23	Tonye Jekiri	8-0	42	5.3	1-3	.333	0-0	.000	2-2	1.000	6	5	11	1.4	6	0	2	2	2	2	4	0.5
03	Steve Sorenson	1-0	1	1.0	0-0	.000	0-0	.000	0-1	.000	0	0	0	0.0	0	0	0	0	0	0	0	0.0
12	Justin Heller	1-0	1	1.0	0-0	.000	0-0	.000	0-0	.000	0	0	0	0.0	0	0	0	0	0	0	0	0.0
Team											10	17	27					3				
Total.....		8	1625		183-446	.410	47-152	.309	85-136	.625	76	210	286	35.8	108	3	77	74	38	63	498	62.2
Opponents.....		8	1625		166-447	.371	51-155	.329	74-111	.667	85	215	300	37.5	123	1	89	100	22	40	457	57.1

## LAST 5 GAMES (5-0)

##	Player	gp-gs	min	avg	fg-fga	fg%	3fg-fga	3fg%	ft-fa	ft%	off	def	tot	avg	pf	dq	a	to	blk	stl	pts	avg
35	Kenny Kadji	5-5	159	31.8	25-54	.463	9-23	.391	12-24	.500	8	36	44	8.8	10	0	5	10	11	5	71	14.2
01	Durand Scott	5-5	170	34.0	19-49	.388	3-17	.176	13-16	.813	2	12	14	2.8	14	1	12	13	0	9	54	10.8
04	Trey McKinney Jones	5-5	150	30.0	15-41	.366	10-21	.476	11-15	.733	2	19	21	4.2	6	0	11	7	1	3	51	10.2
00	Shane Larkin	5-5	181	36.2	18-48	.375	6-17	.353	9-12	.750	3	19	22	4.4	6	0	21	8	1	11	51	10.2
45	Julian Gamble	5-5	129	25.8	18-33	.545	0-0	.000	5-10	.500	12	23	35	7.0	17	1	1	5	12	2	41	8.2
15	Rion Brown	5-0	104	20.8	15-35	.429	8-22	.364	0-0	.000	1	4	5	1.0	5	0	2	1	0	2	38	7.6
10	Raphael Akpejori	5-0	42	8.4	3-8	.375	0-0	.000	0-0	.000	3	7	10	2.0	5	0	0	1	1	2	6	1.2
21	Erik Swoope	4-0	39	9.8	1-3	.333	0-0	.000	2-6	.333	3	6	9	2.3	3	0	1	1	0	0	4	1.0
23	Tonye Jekiri	5-0	26	5.2	1-2	.500	0-0	.000	2-2	1.000	5	4	9	1.8	2	0	1	2	1	1	4	0.8
Team											6	13	19					1				
Total.....		5	1000		115-273	.421	36-100	.360	54-85	.635	45	143	188	37.6	68	2	54	49	27	35	320	64.0
Opponents.....		5	1000		102-277	.368	29-91	.319	40-68	.588	46	128	174	34.8	77	1	54	58	16	28	273	54.6

## LAST 10 GAMES (8-2)

##	Player	gp-gs	min	avg	fg-fga	fg%	3fg-fga	3fg%	ft-fa	ft%	off	def	tot	avg	pf	dq	a	to	blk	stl	pts	avg
35	Kenny Kadji	10-10	311	31.1	51-112	.455	14-37	.378	22-39	.564	18	56	74	7.4	24	0	8	20	19	8	138	13.8
01	Durand Scott	10-10	345	34.5	47-107	.439	13-39	.333	27-39	.692	6	35	41	4.1	24	1	27	21	1	22	134	13.4
42	Reggie Johnson	2-2	52	26.0	8-16	.500	1-2	.500	7-10	.700	5	12	17	8.5	2	0	1	3	1	1	24	12.0
00	Shane Larkin	10-10	363	36.3	37-98	.378	12-36	.333	11-14	.786	6	34	40	4.0	10	0	40	16	2	27	97	9.7
04	Trey McKinney Jones	10-8	294	29.4	24-70	.343	12-33	.364	24-29	.828	4	40	44	4.4	14	0	18	14	1	6	84	8.4
45	Julian Gamble	10-8	241	24.1	33-61	.541	0-0	.000	10-21	.476	25	37	62	6.2	28	2	1	9	20	4	76	7.6
15	Rion Brown	10-2	220	22.0	26-69	.377	9-39	.231	2-5	.400	3	9	12	1.2	12	0	4	5	0	5	63	6.3
21	Erik Swoope	8-0	65	8.1	4-8	.500	1-1	1.000	2-8	.250	6	7	13	1.6	6	0	1	2	1	1	11	1.4
10	Raphael Akpejori	10-0	64	6.4	5-12	.417	0-0	.000	1-3	.333	6	11	17	1.7	6	0	0	2	3	2	11	1.1
23	Tonye Jekiri	10-0	61	6.1	2-6	.333	0-0	.000	3-4	.750	8	5	13	1.3	11	0	2	2	4	2	7	0.7
12	Justin Heller	3-0	5	1.7	1-1	1.000	0-0	.000	0-2	.000	0	3	3	1.0	0	0	1	0	0	0	2	0.7
03	Steve Sorenson	2-0	4	2.0	0-0	.000	0-0	.000	0-1	.000	0	0	0	0.0	0	0	0	0	0	0	0	0.0
Team											13	19	32					3				
Total.....		10	2025		238-560	.425	62-187	.332	109-175	.623	100	268	368	36.8	137	3	103	97	52	78	647	64.7
Opponents.....		10	2025		203-558	.364	58-191	.304	89-139	.640	106	260	366	36.6	159	2	103	129	30	48	553	55.3



# HEAD COACH JIM LARRAÑAGA

Second Season | Providence, 1971

Hometown: The Bronx, N.Y. | Head Coach: American International, 1977-79 | Bowling Green, 1986-97 | George Mason, 1997-2011 | Miami, 2011-present

## LARRAÑAGA'S CAREER

### Head Coach

2011-pres. Miami  
1997-2011 George Mason  
1986-97 Bowling Green  
1977-79 American International

### Assistant

1979-86 Virginia  
1971-76 Davidson

### Player / Coach

1977 Geronemo Basketball Club (Belgium)

## EDUCATION

Providence College, 1971, B.A. Economics  
Archbishop Malloy High School, 1967

## NCAA APPEARANCES

1999 - George Mason  
2001 - George Mason  
2006 - George Mason (Final Four)  
2008 - George Mason  
2011 - George Mason

## NIT APPEARANCES

1990 - Bowling Green  
1991 - Bowling Green  
1997 - Bowling Green  
2002 - George Mason  
2004 - George Mason  
2009 - George Mason  
2012 - Miami

## PLAYING CAREER

Geronemo Basketball Club (Belgium) 1976-77  
Providence College, 1967-71  
Archbishop Molloy, 1963-67

## MISCELLANEOUS

Clair Bee Coach of the Year, 2006  
CAA Coach of the Year, 2011  
CAA Coach of the Year, 1999

## PERSONAL

Born: Oct. 2, 1949 Hometown: Bronx, N.Y.  
Wife: Liz Sons: Jay and Jon

Jim Larrañaga was named the 12th head coach of the University of Miami men's basketball program on April 22, 2011. In Year One at The U, the Canes posted a 20-13 record, making Larrañaga the first Miami head coach to record 20 wins in his inaugural season in Coral Gables. Under the new coaching staff, UM won nine games in conference play, the first time Miami has posted a winning record in ACC play since joining the conference for the 2004-05 season. The Canes ended the season tied for fourth in the ACC, another program-best accomplishment. On Feb. 5, 2012, Coach L & Co. did what no other hoops coach at Miami had done when he took the Canes into Cameron Indoor Stadium and defeated No. 7/5 Duke. Teetering on the edge of The Dance bubble, the Canes went 1-1 in the ACC Tournament and ended up in the NIT, defeating Valparaiso, but falling to Minnesota, the eventual NIT Championship runner-up.

Larrañaga came to Miami after serving as the head coach at George Mason for 14 seasons. He guided that program to five NCAA Tournament appearances (1999, 2001, 2006, 2008, 2011) - including an unprecedented run to the 2006 Final Four that captured the nation's attention, defeating Michigan State, North Carolina, Wichita State and UConn along the way. Following that run, he was selected the 2006 Clair Bee Coach of the Year. Larrañaga built the GMU Patriots' program into a perennial contender in the highly-regarded Colonial Athletic Association, winning more games than any other coach in program and conference history (273) en route to three conference titles (1999, 2001, 2008). A two-time CAA Coach of the Year honoree, Larrañaga earned the accolade in 2011, leading the Patriots to a 27-7 overall record and 16-2 conference mark en route to the CAA regular-season title and their fifth NCAA Tournament appearance under his leadership. Seeded a program-best eighth in the NCAA Tournament, George Mason rallied from a double-digit deficit to defeat ninth-seeded Villanova, 61-57, before falling to overall No. 1 seed Ohio State in the third

## LARRAÑAGA'S CAREER RECORDS

School	Years	Overall	Conference
American International	1977-1979	27-26	none
Bowling Green	1986-1997	170-144	101-85
George Mason	1997-2011	273-164	165-79
Miami	2011-pres.	33-16	13-7
<b>Overall</b>	<b>29</b>	<b>503-350</b>	<b>279-171</b>

## COACH JIM LARRAÑAGA AT A GLANCE

2006 Clair Bee Coach of the Year Five NCAA tournament appearances  
2001 CAA Coach of the Year 2011, 2008, 2006, 2001, 1999  
1999 CAA Coach of the Year Seven postseason NIT appearances  
1997 MAC Coach of the Year 2012, 2009, 2004, 2002, 1997,  
Seven 20-win seasons 1991, 1990

28 All-Colonial Athletic Conference selections  
Coached George Evans, who was a three-time CAA Player of the Year, the CAA Rookie of the Year, a three-time CAA Defensive Player of the Year and on the CAA All-Defensive Team three times.  
Two AP All-America (honorable mention) players  
Nine CAA All-Defensive Team selections  
Eight CAA All-Rookie Team selections  
Three Dean Ehlers Award winners - given to the CAA player who best meets the criteria of academic achievement, leadership and community service.  
12 All-MAC Conference selections  
Coached Antonio Daniels - MAC Player of the Year and MAC Freshman of the Year  
Two MAC Freshman of the Year selections  
Four MAC All-Freshman Team selections

## LARRAÑAGA YEAR-BY-YEAR

Year	School	Overall W-L	Conference W-L	Finish	Post-Season
1977-78	American International	14-13			
1978-79	American International	13-13			
1986-87	Bowling Green	15-14	10-6	3	
1987-88	Bowling Green	12-16	7-9	t-5	
1988-89	Bowling Green	13-15	6-10	t-6	
1989-90	Bowling Green	18-11	9-7	t-3	NIT 0-1
1990-91	Bowling Green	17-13	9-7	t-4	NIT 0-1
1991-92	Bowling Green	14-15	8-8	5	
1992-93	Bowling Green	11-16	8-10	t-6	
1993-94	Bowling Green	18-10	12-6	t-2	
1994-95	Bowling Green	16-11	10-8	t-5	
1995-96	Bowling Green	14-13	9-9	t-6	
1996-97	Bowling Green	22-10	13-5	t-1	NIT 0-1
1997-98	George Mason	9-18	6-10	6	
1998-99	George Mason	19-11	13-3	1	NCAA 0-1
1999-00	George Mason	19-11	12-4	t-1	
2000-01	George Mason	18-12	11-5	3	NCAA 0-1
2001-02	George Mason	19-10	13-5	2	NIT 0-1
2002-03	George Mason	16-12	11-7	4	
2003-04	George Mason	23-10	12-6	3	NIT 2-1
2004-05	George Mason	16-13	10-8	6	
2005-06	George Mason	27-8	15-3	t-1	NCAA 4-1
2006-07	George Mason	18-15	9-9	5	
2007-08	George Mason	23-11	12-6	2	NCAA 0-1
2008-09	George Mason	22-11	13-5	2	NIT 0-1
2009-10	George Mason	17-15	12-6	4	CIT 0-1
2010-11	George Mason	27-7	16-2	1	NCAA 1-1
2011-12	Miami	20-13	9-7	t-4	NIT 1-1
2012-13	Miami	13-3	4-0		
<b>Overall</b>		<b>503-350</b>	<b>279-171</b>		

round. In 2006, Larrañaga became the first coach at a mid-major school to take his team to the Final Four in 27 years and earned an at-large berth for a CAA team for the first time in 20 years. Along the way, he led Mason to a school record in wins, the school's first national ranking, George Mason's first appearance in the Top 10 and the school's first wins over Top 10 teams.

With 29 years of head coaching experience, the native of Bronx, N.Y., previously served as the head coach at Bowling Green for 11 seasons (1986-1997) and at Division II American International for two seasons (1977-79).

His first coaching opportunity came at Davidson College, where he served as an assistant coach to Terry Holland. Davidson captured three Southern Conference regular-season championships and an NIT berth in his five years there, and he compiled a 47-12 record doubling as the freshman team coach. In 1976, he left Davidson and spent one season as player-coach for the Geronemo Basketball Club in Belgium.

A 1971 graduate of Providence College with a degree in economics, Larrañaga was a four-year letterman for the Friars. As the team captain in his senior season, he led Providence to a 20-8 record and an NIT appearance. He graduated as the school's fifth all-time leading scorer with 1,258 points and was selected in the sixth round of the draft by the Detroit Pistons of the National Basketball Association. He was the team's top scorer as a sophomore and junior and was named New England's Division I Sophomore of the Year in 1969. He was inducted into the Providence College Hall of Fame in 1991.

Larrañaga, 63, and his wife, Liz, have two sons - Jay, who played for his father at Bowling Green and is an assistant coach with the Boston Celtics, and Jon, who was a member of his father's George Mason teams from 1999-2003 - and four grandchildren.

## THE LAST TIME A ...

**Player Scored 30 Points**

Miami Kenny Kadji (30), UNC Greensboro, 1/2/12  
 Opponent Terrell Stoglin (33), Maryland, 2/1/12

**Player Scored 35 Points**

Miami Jack McClinton (35) vs. North Carolina, 3/15/09  
 Opponent Sean Singletary (41), Virginia, 3/1/08

**Player Scored 40 Points**

Miami Darius Rice (43) vs. Connecticut, 1/20/03  
 Opponent Sean Singletary (41), Virginia, 3/1/08

**Two Players Scored 20 Points**

Miami Malcolm Grant (23), Reggie Johnson (20) at NC State, 1/23/11  
 Opponent Omari Grier (27), Raymond Taylor (20) FAU, 12/17/11

**Three Players Scored 20 Points**

Miami Dwayne Collins (23), Brian Asbury (21), Jack McClinton (20) vs. Virginia Tech, 1/25/09  
 Opponent Travis Mays (40), Alvin Higgs (22), Lance Blanks (21), Texas, 2/22/89

**Five Players Scored in Double Figures**

Miami Reggie Johnson (22), Trey McKinney Jones (14), Shane Larkin (13), Kenny Kadji (12), Rion Brown (10), vs. Stetson, 11/9/12  
 Opponent Jon Scheyer (27), DeMarcus Nelson (19), Kyle Singler (12), Greg Paulus (12), Lance Thomas (10) Duke, 2/20/08

**Six Players Scored in Double Figures**

Miami Durand Scott (17), Rion Brown (15), Reggie Johnson (11), Shane Larkin (11), Trey McKinney Jones (11), DeQuan Jones (11) vs. Appalachian State, 12/30/11

**Player Grabbed 15 Rebounds**

Miami Reggie Johnson (20) vs. Florida Atlantic, 3/16/11  
 Opponent Gani Lawal (18), Georgia Tech, 2/10/10

**Two Players Grabbed 10 Rebounds**

Miami Kenny Kadji (12) and Reggie Johnson (11) vs. Stetson, 11/9/12  
 Opponent Marcus Ginyard (12), John Henson (12), North Carolina, 3/2/10

**Three Players Grabbed 10 Rebounds**

Miami Mark Richardson (11), Eric Brown (10), Joe Wylie (10) vs. FIU, 3/6/89  
 Opponent Matt Harpring (12), Dion Glover (10), Michael Maddox (10), Georgia Tech, 12/2/79

**Player Had 10 Assists**

Miami Durand Scott (10) vs. North Carolina Central, 11/14/09  
 Opponent Kendall Marshall (10), North Carolina, 3/11/11

**Player Had 10 Blocks**

Miami Anthony King (10) vs. Florida Atlantic, 11/29/04  
 Opponent Jarvis Varnado (10), Mississippi State, 12/13/07

**Player Had a Double-Double**

Miami Kenny Kadji (11 pts, 14 rebs), at Georgia Tech, 1/5/13  
 Opponent CJ Leslie (21 pts, 11 rebs), at NC State, 2/29/12

**Player Had a Triple-Double**

Miami Anthony King (11 pts, 10 reb, 13 blks) vs. Florida Atlantic, 11/29/04  
 Opponent Brendan Haywood (18 pts, 14 reb, 10 blks), North Carolina, 12/4/00

**Two Players Had Double-Doubles**

Miami Reggie Johnson (22 pts, 11 rebs) & Kenny Kadji (12 pts, 12 rebs), vs. Stetson, 11/9/12  
 Opponent Hasheem Thabeet (19 pts, 14 reb), A.J. Price (13 pts, 11 reb), Connecticut, 11/23/08

**Team Scored 100 Points**

Miami 108 vs. Nova Southeastern, 11/16/09  
 Opponent 105, North Carolina, 1/31/07

**Team Scored 50 Points in a Half**

Miami 51, (2nd half) at Hawaii, 12/22/12  
 Opponent 51 (2nd half), UCF, 12/18/10

**Team Shot 50 Percent in Both Halves**

Miami .519 (14-27) / .519 (14-27) vs. Detroit, 11/24/12  
 Opponent .609 (14-23) / .560 (14-25), Minnesota, 3/9/12

**Team Shot 60 Percent in a Half**

Miami .630 (17-27), second half, at Hawai'i, 12/22/12  
 Opponent .609 (14-23), first half, Minnesota, 3/9/12

**Team Shot 70 Percent in a Half**

.706 (12-17), second half vs. FAU, 12/17/11

**Team Shot 60 Percent in a Game**

Miami .620 (31-50), vs. FAU, 12/17/11  
 Opponent .622 (23-37), Clemson, 12/21/08

**Team Shot Less Than 30 Percent in a Game**

Miami .291 (16-55), FGCU, 11/13/12  
 Opponent .270 (17-63), Indiana State, 12/25/12





**Miami 77, Charlotte 46**  
**12/14/12**  
**BankUnited Center**

Charlotte 9-1		tot-fg 3-pt		rebounds									
##	Player	fg	fga	fg	fga	ft	fta	of	de	tot	pf	tp	a
01	CLARK, Darion	* 1	6	0	0	0	0	3	2	5	4	2	0
01	INGRAM, Denzel	* 2	9	0	4	0	1	0	2	2	5	4	0
14	WILLIAMS, Jerrence	* 0	8	0	1	0	2	0	0	0	4	0	0
15	HENRY, Pierria	* 3	8	0	2	0	0	1	4	5	4	6	1
21	CLAYTON, Willie	* 5	9	0	0	1	4	6	0	6	1	11	0
05	NICKERSON, E.Victor	1	4	1	2	1	2	0	0	0	1	1	4
11	MAYFIELD, DeMario	2	0	1	0	0	1	3	4	2	2	3	0
12	THORNE, Mike	1	1	0	0	0	1	1	0	1	0	2	0
20	LEWIS, Colby	0	1	0	1	0	0	0	1	1	0	0	0
30	THOMPSON, JT	1	5	0	1	0	0	3	3	1	2	0	0
35	BRASWELL, Chris	5	10	1	2	2	2	0	6	6	2	13	0
44	BENKOVIC, Ivan	0	0	0	0	0	0	0	0	0	0	0	0
TEAM													
Totals		20	63	2	14	4	11	15	25	40	24	46	5
TOTAL FG%		1st Half: 9-28 32.1%		2nd Half: 11-35 31.4%		Game: 31.7%							
3-Pt. FG%		1st Half: 1-4 25.0%		2nd Half: 1-10 10.0%		Game: 14.3%							
FThrow %		1st Half: 3-4 75.0%		2nd Half: 1-7 14.3%		Game: 36.4%							

Miami 6-1		tot-fg 3-pt		rebounds									
##	Player	fg	fga	fg	fga	ft	fta	of	de	tot	pf	tp	a
00	Shane Larkin	* 4	8	1	2	0	0	1	4	5	1	9	5
01	Durand Scott	* 5	8	2	3	4	6	2	10	12	2	16	4
04	McKinney Jones	* 3	9	0	3	4	4	0	2	2	1	10	1
35	Kenny Kadji	* 5	6	3	3	4	5	1	4	5	2	17	1
42	Reggie Johnson	* 3	8	0	2	4	1	3	4	2	8	0	2
03	Steve Sorenson	0	0	0	0	0	0	0	0	0	0	0	0
10	Raphael Akpejori	1	2	0	0	1	0	0	0	0	2	0	0
12	Justin Heller	1	1	0	0	2	0	3	3	2	0	0	0
15	Rion Brown	1	5	1	4	1	2	0	3	3	1	4	0
21	Erik Swoope	2	4	0	0	0	0	3	1	4	0	0	0
23	Tonye Jekiri	0	0	0	0	0	0	0	0	0	1	0	0
45	Julian Gamble	2	5	0	0	1	2	1	1	2	2	5	0
TEAM													
Totals		27	56	7	15	16	26	12	31	43	12	77	11
TOTAL FG%		1st Half: 13-27 48.1%		2nd Half: 14-29 48.3%		Game: 48.2%							
3-Pt. FG%		1st Half: 5-10 50.0%		2nd Half: 2-5 40.0%		Game: 46.7%							
FThrow %		1st Half: 3-5 60.0%		2nd Half: 14-21 66.7%		Game: 61.5%							

Officials: Brian Dorsey, Brian O'Connell, Ray Perone  
Technical fouls: Charlotte-None. University of Miami-None.  
Attendance: 3275

Score by Periods	1st	2nd	Total
Charlotte	22	24	46
University of Miami	33	44	77

Points in the paint-CHA 30,UM 40. Points off turnovers-CHA 6,UM 20.  
2nd chance points-CHA 9,UM 7. Fast break points-CHA 0,UM 5.  
Bench points-CHA 23,UM 17. Score tied 0-times. Lead changed 0-times.  
Last FG-CHA 2nd-00:53, UM 2nd-00:20.  
Largest lead-CHA None, UM by 31 2nd-01:25.

**Miami 72, UCF 50**  
**12/18/12**  
**UCF Arena**

Miami 7-1		tot-fg 3-pt		rebounds									
##	Player	fg	fga	fg	fga	ft	fta	of	de	tot	pf	tp	a
35	Kenny Kadji	f 4	12	1	5	1	2	5	3	8	3	10	1
42	Reggie Johnson	c 5	8	1	2	5	6	4	9	13	0	16	1
00	Shane Larkin	g 5	10	1	2	0	0	1	4	5	2	11	6
01	Durand Scott	g 7	11	2	3	1	3	0	4	4	3	17	4
04	McKinney Jones	g 2	7	2	4	0	0	0	4	4	2	6	1
10	Raphael Akpejori	0	0	0	0	0	0	0	1	1	0	0	0
12	Justin Heller	0	0	0	0	0	0	0	0	0	0	0	0
15	Rion Brown	3	6	0	3	0	0	0	0	2	6	1	1
21	Erik Swoope	1	1	1	1	0	0	0	0	0	0	3	0
23	Tonye Jekiri	1	3	0	0	1	2	2	0	2	4	3	0
45	Julian Gamble	0	0	0	0	0	0	0	0	0	0	1	0
TEAM													
Totals		28	58	8	20	8	13	12	27	39	17	72	15
TOTAL FG%		1st Half: 15-29 51.7%		2nd Half: 13-29 44.8%		Game: 48.3%							
3-Pt. FG%		1st Half: 5-11 45.5%		2nd Half: 3-9 33.3%		Game: 40.0%							
FThrow %		1st Half: 2-2 100%		2nd Half: 6-11 54.5%		Game: 61.5%							

UCF 6-3		tot-fg 3-pt		rebounds									
##	Player	fg	fga	fg	fga	ft	fta	of	de	tot	pf	tp	a
01	SPURLOCK, Tristan	f 1	5	1	3	1	2	0	3	3	1	4	2
32	WILSON, Kasey	f 3	5	2	4	1	3	0	5	5	2	9	2
33	CLANTON, Keith	f 6	12	0	2	3	4	2	7	9	3	15	1
03	SYKES, Isaiah	g 3	10	0	1	3	3	1	1	2	4	9	1
11	NEWELL, Calvin	g 1	6	0	3	2	1	1	2	0	4	2	3
02	HORODYSKI, Bobby	0	0	0	0	0	0	0	1	1	0	0	0
04	WALKER, Daiguan	3	6	2	5	1	3	0	0	0	1	9	1
12	WILLIAMS, Matt	0	4	0	4	0	0	0	0	0	1	0	0
15	KARELL, Dylan	0	0	0	0	0	0	0	0	0	0	0	0
52	BLAIR, Staphon	0	0	0	0	0	0	0	0	0	0	0	1
TEAM													
Totals		17	48	5	22	11	17	6	20	26	12	50	9
TOTAL FG%		1st Half: 7-23 30.4%		2nd Half: 10-25 40.0%		Game: 35.4%							
3-Pt. FG%		1st Half: 1-9 11.1%		2nd Half: 4-13 30.8%		Game: 22.7%							
FThrow %		1st Half: 6-9 66.7%		2nd Half: 5-8 62.5%		Game: 64.7%							

Officials: Rick Crawford, Rick Hartzell, Zelton Steed  
Technical fouls: University of Miami-None. UCF-None.  
Attendance: 5189

Score by Periods	1st	2nd	Total
University of Miami	37	35	72
UCF	21	29	50

Points in the paint-UM 34,UCF 22. Points off turnovers-UM 11,UCF 9.  
2nd chance points-UM 19,UCF 7. Fast break points-UM 6,UCF 2.  
Bench points-UM 12,UCF 9. Score tied 0-times. Lead changed 0-times.  
Last FG-UM 2nd-00:15, UCF 2nd-05:38.  
Largest lead-UM by 22 2nd-00:15, UCF None.

**Miami 73, Hawai'i 58**  
**12/22/12**  
**Stan Sheriff Center**

Miami 8-1		tot-fg 3-pt		rebounds									
##	Player	fg	fga	fg	fga	ft	fta	of	de	tot	pf	tp	a
00	Shane Larkin	* 4	10	2	4	2	2	0	2	2	0	12	1
01	Durand Scott	* 8	15	4	8	0	0	0	1	1	0	20	5
15	Rion Brown	* 3	8	0	3	0	0	0	1	1	1	6	1
35	Kenny Kadji	* 3	9	0	2	2	2	0	6	6	4	8	1
45	Julian Gamble	* 7	10	0	0	2	2	8	5	13	1	16	0
03	Steve Sorenson	0	0	0	0	0	1	0	0	0	0	0	0
04	McKinney Jones	2	4	0	1	7	7	0	4	4	2	11	2
10	Raphael Akpejori	0	0	0	0	0	0	1	1	2	0	0	0
12	Justin Heller	0	0	0	0	0	0	0	0	0	0	0	0
21	Erik Swoope	0	0	0	0	2	2	0	0	0	2	0	1
23	Tonye Jekiri	0	0	0	0	0	0	0	0	0	1	0	1
TEAM													
Totals		27	56	6	18	13	16	11	20	31	11	73	11
TOTAL FG%		1st Half: 10-29 34.5%		2nd Half: 17-27 63.0%		Game: 48.2%							
3-Pt. FG%		1st Half: 1-10 10.0%		2nd Half: 5-8 62.5%		Game: 33.3%							
FThrow %		1st Half: 1-3 33.3%		2nd Half: 12-13 92.3%		Game: 81.3%							

Hawai'i 5-4		tot-fg 3-pt				rebounds											
##	Player	fg	fga	fg	fga	ft	fta	of	de	tot	pf	tp	a				
02	Jefferson, Garrett*	0	0	0	0	0	0	0	0	0	2	0	0				
15	Joaquin, Vander *	4	8	1	1	0	0	4	3	7	2	9	1				
21	Bretonen, Hauns *	2	7	0	2	0	0	1	1	2	0	4	0				
34	Standhardinger, *	2	6	0	0	3	3	0	5	5	0	7	1				
42	Foti, Isaac *	2	5	0	0	1	3	4	3	7	2	5	3				
01	Tajata, Jace	0	1	0	1	0	0	0	0	1	0	1	4				
03	Jawato, Brandon	4	10	4	8	0	0	1	1	2	12	2	0				
13	Rozitis, Davis	4	4	0	0	0	0	2	2	2	8	0	1				
23	Pavlovic, Ozren	2	4	1	2	0	0	0	0	0	5	0	0				
32	Spearmen, B	1	7	1	5	2	2	1	2	3	2	5	2				
33	Clair, Manroop	1	3	1	2	0	0	2	1	2	1	3	1				
Team						3				1							
Totals		22 55 8 21				6 8				14 20 34 13 58				16 16 3 2 200			
TOTAL FG%		1st Half: 8-28 28.6%				2nd Half: 14-27 51.9%				Game: 40.0%							
3-Pt. FG%		1st Half: 2-9 22.2%				2nd Half: 6-12 50.0%				Game: 38.1%							
F Throw %		1st Half: 3-4 75.0%				2nd Half: 3-4 75.0%				Game: 75.0%							

**Miami 54, Mayrland 47**      **Game 15**  
**1/13/13**      **BankUnited Center**

Maryland 13-3, 1-2		tot-fg 3-pt						rebounds											
##	Player	f	g	f	g	f	g	ft	of	d	of	t	p	f	a	b	s	min	
32	Dez Wells	f	7	11	12	3	5		1	4	5	3	18	1	3	1	1	32	
35	James Padgett	f	0	3	0	0	1	4	1	4	5	0	1	0	0	0	1	17	
25	Alex Len	c	6	13	0	1	4	9	3	6	9	3	16	0	4	2	0	31	
04	Seth Allen	g	2	8	0	3	0	0	0	3	3	4	4	0	1	0	1	29	
05	Nick Faust	g	1	8	0	2	0	0	1	7	8	1	2	2	0	1	2	24	
00	Charles Mitchell	g	1	3	0	0	0	0	0	1	1	2	0	0	0	0	1	12	
02	Logan Anronhalt	g	4	13	0	0	0	0	1	2	3	0	3	0	2	0	0	11	
10	Jake Layman	g	1	2	1	1	0	0	1	2	3	4	1	0	2	1	0	21	
15	Spencer Hawks	g	0	0	0	0	0	0	0	0	0	1	0	0	0	0	0	7	
21	Pe'Shon Howard	g	0	5	0	3	0	0	0	2	2	0	0	0	1	1	0	12	
44	Shaquille Cleare	g	0	0	0	0	0	0	0	1	1	1	0	0	1	0	0	4	
TEAM								4 3 7						1					
Totals		18 57 3 15 8 18						12 36 48 16 47						4 15 6 6 200					
TOTAL FG%		1st Half: 6-28 21.4%						2nd Half: 12-29 41.4%						Game: 31.6%					
3-Pt. FG%		1st Half: 0-6 0.0%						2nd Half: 3-9 33.3%						Game: 20.0%					
FTHROW %		1st Half: 2-6 33.3%						2nd Half: 6-12 50.0%						Game: 44.4%					

Miami 12-3, 3-0		tot-fg 3-pt					rebounds											
#	Player	f	g	3a	3pt	f	g	of	d	of	t	p	a	b	s	min		
35	Kenny Kadji	f	5	13	3	1	6	1	4	5	3	14	0	2	1	0	33	
45	Julian Gamble	f	4	9	0	0	2	3	6	9	5	8	0	3	4	1	32	
00	Shane Larkin	g	5	11	0	3	0	0	1	3	4	0	10	6	0	1	37	
01	Durand Scott	g	3	8	0	3	0	1	0	1	1	3	6	2	3	0	31	
04	McKinney Jones	g	3	11	2	5	4	4	0	8	8	2	12	7	0	0	1	33
10	Raphael Akpejori	0	2	0	0	0	0	2	2	4	1	0	0	0	0	0	1	7
15	Rion Brown	1	6	0	3	0	0	0	2	2	2	0	0	0	0	0	0	16
21	Erik Swoope	0	1	0	0	0	0	0	0	0	0	1	0	0	0	0	0	4
23	Tonye Jekiri	1	2	0	0	0	0	2	2	4	0	0	0	0	0	0	0	7
TEAM										2 5 7								
Totals		22 63 5 20				5 13 13 44				16 54				15 8 6 8 200				
TOTAL FG%		1st Half: 8-29 27.6%				2nd Half: 14-34 41.2%								Game: 34.9%				
3-Pt. FG%		1st Half: 3-12 25.0%				2nd Half: 2-8 25.0%								Game: 25.0%				
F-Throw %		1st Half: 0-4 0.0%				2nd Half: 5-9 55.6%								Game: 38.5%				

Officials: James Luckie, John Cahil, Tony Greene  
Technical fouls: Maryland-None. University of Miami-None.  
Attendance: 5809


Score by Periods	1st	2nd	Total
Maryland	14	33	47
University of Miami	19	35	54

Points in the paint-MD 30,UM 24. Points off turnovers-MD 2,UM 9.  
2nd chance points-MD 8,UM 8. Fast break points-MD 4,UM 4.  
Bench points-MD 6,UM 4. Score tied-1 time. Lead changed-1 time.  
Last FG-MD 2nd-00:07,UM 2nd-00:13.  
Largest lead-MD by 1 1st-18:27,UM by 10 2nd-05:22.


Points in the paint-UM 26,BC 18. Points off turnovers-UM 10,BC 7.  
2nd chance points-UM 11,BC 8. Fast break points-UM 0,BC 0.  
Bench points-UM 7,BC 4. Score tied-8 times. Lead changed-10 times.  
Last FG-UM 2nd-01:34, BC 2nd-02:30.  
Largest lead-UM by 5 2nd-15:02, BC by 7 2nd-07:07.



# 2012-13 Photo Roster



**25**  
**Garrius Adams**  
Sr. | G | 6-6 | 195  
Apex, N.C.  
Middle Creek




**10**  
**Raphael Akpejori**  
Jr. | F | 6-10 | 236  
Lagos, Nigeria  
Sunrise Christian Academy (Kan.)




**15**  
**Rion Brown**  
Jr. | G | 6-6 | 200  
Hinesville, Ga.  
Liberty County



**45**  
**Julian Gamble**  
Sr. | F/C | 6-10 | 250  
Durham, N.C.  
Southern Durham



**12**  
**Justin Heller**  
Jr. | G | 6-2 | 180  
Boca Raton, Fla.  
West Boca Raton Community




**Tonye Jekiri**  
Fr. | C | 7-0 | 227  
Hialeah, Fla.  
Champagnat Catholic School




**42**  
**Reggie Johnson**  
Sr. | C | 6-10 | 292  
Winston-Salem, N.C.  
Winston-Salem Prep




**35**  
**Kenny Kadji**  
Sr. | F/C | 6-11 | 242  
Douala, Cameroon  
Pendleton/IMG/Florida



**0**  
**Shane Larkin**  
So. | G | 5-11 | 176  
Orlando, Fla.  
Dr. Phillips (Fla.)




**4**  
**Trey McKinney Jones**  
Sr. | G | 6-5 | 220  
Milwaukee, Wis.  
South Milwaukee/UMKC



**1**  
**Durand Scott**  
Sr. | G | 6-5 | 203  
The Bronx, N.Y.  
Rice High



**3**  
**Steve Sorenson**  
Fr. | G | 6-0 | 151  
Dallas, Texas  
Mark's School of Texas



**21**  
**Erik Swoope**  
Jr. | F | 6-6 | 233  
Lake Elsinore, Calif.  
Harvard-Westlake



**Jim Larranaga**  
Head Coach



**Eric Konkol**  
Assistant Coach



**Michael Huger**  
Assistant Coach



**Chris Caputo**  
Assistant Coach



**Mike Summey**  
Director of Operations



# GARRIUS ADAMS

Senior | Guard | 6-6 | 195

Apex, N.C. | Middle Creek

# #25

## Adams Season / Career Highs

### Points

Season: --

Career: 16, at UNGC 02/15/11

### Rebounds

Season: --

Career: 9, vs. Virginia 2/5/11

### Assists

Season: --

Career: 6, vs. McNeese State 11/24/10

### Steals

Season: --

Career: 3, (4x) last at Ole Miss 11/25/11

### Blocked Shots

Season: --

Career: 2, (2x) last vs. Boston College 1/19/10

### Field Goals

Season: --

Career: 6, at UNGC 2/15/11

### Field Goal Attempts

Season: --

Career: 11, at UNGC 2/15/11

### Free Throws

Season: --

Career: 7, vs. UCF 12/18/10

### Free Throw Attempts

Season: --

Career: 12, vs. UCF 12/18/10

### 3-Point Field Goals

Season: --

Career: 4 (2x) last at West Virginia 12/10/11

### 3-Point Field Goal Attempts

Season: --

Career: 7 (4x) last vs. FGCU 11/22/11

### Foul Disqualifications

Season: --

Career: 1, vs. Tennessee Tech 11/11/11

### Minutes

Season: --

Career: 40, vs. Virginia 2/5/11

**As a Junior (2011-12):** In 19 games, averaged 4.5 points, 2.1 rebounds, 0.9 assists and 0.6 steals in 16.9 minutes per game ... Shot 39.7 percent from field, 34.0 from distance and 55.0 at the line ... Started first six games of season ... Sat out 14 games in January and February with lower extremity injury. Had surgery on Jan. 19 and returned to court Feb. 18 ... Posted 2.4 points, 0.6 rebounds in five ACC games ... Scored 6.5 ppg in two NIT games, playing 25.5 mpg ... Led (or tied) for team game highs in steals four times and in scoring, rebounding, assists and blocks once apiece ... Season highs include 15 points at West Virginia, eight rebounds vs. Tennessee Tech, three assists vs. Valparaiso, trio of steals at Ole Miss, four three-pointers made at West Virginia and 32 minutes at West Virginia and against Florida Gulf Coast.

**As a Sophomore (2010-11):** Played in all 36 games, with 24 starts - including stretch of 15 straight during ACC play (1/15-3/6) ... Averaged 7.3 points, 3.7 rebounds, 1.8 assists and 1.0 steal in 28.2 minutes per game ... Played at least 20 minutes in 33-of-36 games this season, with 1,014 minutes on hardwood, ranking 17th in program history ... Scored in double-figures 12 times, including seven times versus ACC opponents ... Grabbed five-plus boards 11 times, including season-high nine in overtime win against Virginia (2/5).

**As a Freshman (2009-10):** Averaged 3.8 points and 2.1 rebounds per game, playing in 32 games as true freshman -- tying Reggie Johnson for second-most appearances among UM freshmen in 2009-10 ... Started seven-straight games in ACC play -- also second most among UM freshmen, posting 3.9 points and 1.7 boards per outing versus conference opponents ... Knocked down three-pointer in seven of last 12 games ... Scored in double figures twice, including season- and game-high 13 points at Wake Forest (2/2) on season-best 4-of-8 shooting from field -- including season-best 3-for-5 from beyond the -- with three rebounds and steal.

**High School:** Ranked among the top 20 shooting guards by ESPN and among top 30 by Scout ... Averaged 21.8 points per game as a senior en route to setting Middle Creek High School scoring record in career points ... In 2009, named to N.C. Basketball Coaches Association District 5 All-District first team and *NCPreps.com* All-State Boys Basketball Team ... Competed in North Carolina/South Carolina All-Star Classic ... As a junior, averaged 18.2 points and 7.8 rebounds per game en route to NCHSAA 4-A All-State honors ... Coached by David Kushner ... Averaged 20.1 points per game with AAU team -- Garner Road, and was named to all-tournament team at Bob Gibbons Tournament of Champions in May 2008 ... Also recruited by Wake Forest, NC State, Virginia Tech and South Carolina.

**Personal:** First name is pronounced GARY-us ... Born Nov. 15, 1990 ... Son of Valerie and Gary Adams ... Brother to Deion, Ashley and Destiny ... Will graduate in June 2013 with a degree in sports administration ... Aspirations of becoming general manager of NBA team ... Off the court, enjoys music.

2009-10				
Opposition	P	R	A	
NC Central	3	4	0	
Nova Southeastern	10	2	0	
Tulane	4	2	1	
UNC Wilmington	0	0	0	
South Carolina	3	2	0	
FGCU	6	3	2	
USC Upstate	1	3	1	
Minnesota	2	1	1	
at Boston College	4	1	1	
SC State	5	4	1	
at Stetson	4	5	0	
FAU	9	2	1	
NC A&T	1	8	1	
Bethune-Cookman	6	2	0	
at Pepperdine	5	1	2	
Wake Forest	0	1	0	
at Virginia Tech	6	2	1	
at Virginia	0	1	0	
Boston College	2	2	3	
at Maryland	4	1	1	
Virginia Tech	3	1	0	
at Wake Forest	13	3	0	
at Florida St.	5	3	1	
Georgia Tech	6	3	0	
at Clemson	5	0	2	
Duke	2	2	0	
Virginia	3	3	0	
NC State	9	1	0	
at North Carolina	0	1	0	
Florida St.	0	2	0	
Wake Forest	0	0	0	
Duke	0	0	0	

2010-11				
Opposition	P	R	A	
Jacksonville	3	1	3	
at Memphis	5	7	0	
N.C. Central	10	3	2	
at Rutgers	0	0	0	
McNeese St.	11	4	6	
at FGCU	13	5	1	
Ole Miss	6	3	2	
West Virginia	9	3	2	
Stetson	4	2	5	
UCF	7	5	0	
Oral Roberts	10	2	0	
Rice	9	4	3	
Akron	4	1	1	
Pepperdine	6	0	2	
at Duke	0	3	0	
at Clemson	14	5	3	
BC	12	2	2	
Florida St.	2	8	2	
at NC State	2	2	2	
UNC	12	3	1	
at Virginia Tech	11	2	1	
Georgia Tech	11	3	1	
Virginia	8	9	2	
at Wake Forest	8	4	1	
Duke	9	6	2	
at UNGC	16	4	2	
Clemson	4	5	3	
at BC	12	6	4	
at Florida St.	7	8	3	
Maryland	4	4	3	
at Georgia Tech	7	1	1	
Virginia	10	5	2	
UNC	0	3	1	
FAU	4	2	1	
Missouri St.	8	3	1	
at Alabama	4	4	1	

2011-12				
Opposition	P	R	A	
TENNESSEE TECH	3	8	0	
RUTGERS	9	3	2	
UNF	14	5	2	
FLA. GULF COAST	7	4	1	
at Ole Miss	4	7	1	
at Purdue	2	1	1	
Memphis	0	0	0	
at West Virginia	15	3	2	
APPALACHIAN ST.	3	1	1	
UNCG	0	1	1	
WAKE FOREST	6	2	1	
at Maryland	0	0	0	
FLORIDA STATE	1	0	0	
at NC State	5	1	0	
BOSTON COLLEGE	0	0	1	
at Georgia Tech	0	0	0	
vs. Florida State	3	1	1	
VALPARAISO	8	2	3	
MINNESOTA	5	1	0	

## ADAMS CAREER STATISTICS

Season	GP	GS	Min.	Avg.	FG	FGA	Pct.	FG	FGA	Pct.	FT	FTA	Pct.	Off.	Def.	Tot.	Avg.	PF	FO	Ast.	TO	Blk	Stl	Pts.	Avg.
2009-10	32	7	540	16.9	38	118	.322	26	89	.292	19	29	.655	19	47	66	2.1	20	0	19	25	6	23	121	3.8
2010-11	36	24	1014	28.2	88	227	.388	35	114	.307	51	75	.680	37	95	132	3.7	68	0	66	60	6	37	262	7.3
2011-12	19	6	319	16.8	29	73	.397	16	47	.340	11	20	.550	11	29	40	2.1	21	1	17	14	2	11	85	4.5
TOTAL	87	37	1873	21.5	155	418	.371	77	250	.308	81	124	.653	67	171	238	2.7	109	1	102	99	14	71	468	5.4



# RAPHAEL AKPEJIORI #10

Junior | Forward | 6-10 | 236

Lagos, Nigeria | Sunrise Christian Academy (Kan.)

- Very strong and physical player who loves contact and has no regard for his own body
- Sets hard screens and rebounds at a good rate (17 rebounds in 64 minutes)
- Majoring in mechanical engineering, taking classes such as applied thermodynamics and design of fluid & thermal systems. Three siblings are studying in Nigeria to be a civil engineer, chemical engineer and cell biology & genetics engineer.
- 185 test: 16 reps | Front squat: 330 | 1-step vertical: 33.5 | Bench max: 270
- Improved bench max from 215 to 270 and 185 test from 9-16 in 15 months under strength coach Jim Krumpus
- Full name is Ethasor Raphael Akpejori ... Goes by Raphael ... First name is pronounced A-tha-saur ... Last name is pronounced AHK-peh-jour-ee
- Born Oct. 10, 1990
- Also recruited by Texas A&M, Colorado, USF and UCF

## As a Sophomore (2011-12):

- Averaged 3.1 points and 2.6 rebounds in first nine games of season
- Led (or tied) for team game highs in blocked shots three times and in rebounds once
- Averaged 11.9 minutes per game until return of Reggie Johnson
- Book Buster (3.0 GPA), Athletics Director Honor Roll (3.2 GPA), Dean's List (3.5 GPA)

## As a Freshman (2010-11):

- UM's second-most active player on glass, pulling down 18.5 percent of rebounds when in game - including 20.8 percent of defensive boards.

## High School

Kansas All-State Class 1-A honorable mention selection ... Rated as No. 64 power forward by ESPN ... Played AAU basketball for Baltimore Elite ... Played in international game during 2008 Jordan Brand Basketball Classic in New York City.

## Akpejori Season / Career Highs Points

Season: 4, at Boston College, 1/16/13

Career: 8, vs. NC Central 11/19/10

## Rebounds

Season: 4 (2x) last vs. Maryland, 1/13/13

Career: 7, at Purdue 11/29/11

## Assists

Season: --

Career: 1 (2x), last at Purdue 11/29/11

## Steals

Season: 1 (2x), last vs. Maryland, 1/13/13

Career: 1, 7x, last vs. Maryland, 1/13/13

## Blocked Shots

Season: 2, vs. Charlotte, 12/14/12

Career: 4 (2x), last vs. UNF 11/19/11

## Field Goals

Season: 2, at Boston College, 1/16/13

Career: 3(2x) last vs. Tennessee Tech 11/11/11

## Field Goal Attempts

Season: 3 (2x) last at Boston College, 1/16/13

Career: 4, UNF 11/19/11

## Free Throws

Season: 1, vs. Arizona, 12/23/12

Career: 4, at Rutgers 11/21/10

## Free Throw Attempts

Season: 2, vs. Arizona, 12/23/12

Career: 4 (4x), last vs. Memphis 12/06/11

## 3-Point Field Goals

Season: --

Career: --

## 3-Point Field Goal Attempts

Season: --

Career: --

## Foul Disqualifications

Season: --

Career: --

## Minutes

Season: 13, at Georgia Tech, 1/5/13

Career: 22, vs. UNF 11/19/11

## CAREER STATISTICS

Season	GP			Min.	Avg.	Total			3-Point			Free Throws			Rebounds			Scoring			Avg.
	GP	GS	Min.			FGA	Pct.	FG	FGA	Pct.	FT	FTA	Pct.	Off.	Def.	Tot.	Avg.	PF	FO	Ast.	
2010-11	20	0	98	4.9	5	10	.500	0	0	.000	21	32	.656	13	18	31	1.6	16	0	5	12
2011-12	22	3	147	6.7	13	27	.481	0	0	.000	10	17	.588	21	12	33	1.5	27	0	2	31
2012-13	10	0	64	6.4	5	12	.417	0	0	.000	1	3	.333	6	11	17	1.7	6	0	2	11
TOTAL	52	3	309	5.9	23	49	.469	0	0	.000	32	52	.615	40	41	81	1.6	49	0	2	78

## AKPEJIORI 2012-13

Opponent	Date	TOTAL			3-PTS			FREE THROWS			REBOUNDS			PF	FO	A	TO	Blk	Stl	Pts	Avg
		GS	Min	FG	FGA	Pct	3FG	FGA	Pct	FT	FTA	Pct	Off	Def	Tot						
STETSON	11-09-12		DNP																		
at FGCU	11-13-12		DNP																		
JACKSONVILLE	11-16-12		DNP																		
DETROIT	11-24-12		DNP																		
MICHIGAN STATE	11-28-12		DNP																		
at Massachusetts	12-01-12		DNP																		
CHARLOTTE	12-14-12	3	1	2	.500	0	0	.000	0	1	.000	0	0	0	0.0	0	0	0	0	2	2.0
at UCF	12-18-12	1	0	0	.000	0	0	.000	0	0	.000	0	1	1	0.5	0	0	0	0	0	1.0
at Hawai'i	12-22-12	4	0	0	.000	0	0	.000	0	0	.000	1	1	2	1.0	0	0	0	0	0	0.7
vs Arizona	12-23-12	3	0	0	.000	0	0	.000	1	2	.500	0	1	1	1.0	0	0	0	0	1	0.8
vs Indiana State	12-25-12	11	1	2	.500	0	0	.000	0	0	.000	2	1	3	1.4	1	0	0	1	0	1.0
LA SALLE	01-02-13	3	0	0	.000	0	0	.000	0	0	.000	0	0	0	1.2	0	0	0	0	0	0.8
at Georgia Tech	01-05-13	13	1	3	.333	0	0	.000	0	0	.000	1	3	4	1.6	4	0	0	1	0	1.0
at North Carolina	01-10-13	7	0	0	.000	0	0	.000	0	0	.000	0	0	0	1.4	0	0	0	1	0	0.9
MARYLAND	01-13-13	7	0	2	.000	0	0	.000	0	0	.000	2	2	4	1.7	1	0	0	0	1	0.8
at Boston College	01-16-13	12	2	3	.667	0	0	.000	0	0	.000	0	2	2	1.7	0	0	0	0	4	1.1
Totals		0	64	5	12	.417	0	0	.000	1	3	.333	6	11	17	1.7	6	0	0	2	11





# RION BROWN

Junior | Guard | 6-6 | 200

Hinesville, Ga. | Liberty County

# #15

## Brown Season / Career Highs

### Points

Season: 22, at Georgia Tech, 1/5/13

Career: 22, at Georgia Tech, 1/5/13

### Rebounds

Season: 7, vs. Jacksonville 11/16/12

Career: 8, vs. Georgia Tech 2/3/11

### Assists

Season: 3, at FGCU 11/13/12

Career: 3 (5x), last at FGCU 11/13/12

### Steals

Season: 2 (2x) last at Hawai'i 12/22/12

Career: 3, vs. NC Central 11/19/10

### Blocked Shots

Season: 1 (2x) last at UMass, 12/1/12

Career: 1, (6x) last at UMass, 12/1/12

### Field Goals

Season: 9, at Georgia Tech, 1/5/13

Career: 9, at Georgia Tech, 1/5/13

### Field Goal Attempts

Season: 11, at Georgia Tech, 1/5/13

Career: 12, vs. Minnesota 3/19/12

### Free Throws

Season: 3, at UMass, 12/1/12

Career: 5 (2x) last vs. App. State 12/30/11

### Free Throw Attempts

Season: 5, vs. Jacksonville 11/16/12

Career: 6 (2x) last vs. App. State 12/30/11

### 3-Point Field Goals

Season: 4, at Georgia Tech, 1/5/13

Career: 6, vs. Maryland 3/2/11

### 3-Point Field Goal Attempts

Season: 8, at North Carolina 1/10/13

Career: 8 (2x), last at UNC 1/10/13

### Foul Disqualifications

Season: --

Career: --

### Minutes

Season: 35, at FGCU 11/13/12

Career: 37, vs. Valparaiso 3/14/12

- Very athletic and attacks the rim on offensive rebounds and lob
- Catch and shoot player who is finding his rhythm
- Currently making 100 3-pointers before or after practice every day
- Mother likes him to wear orange shoes, so she sends a new pair occasionally
- 185 test: 12 reps | Front squat: 325 | 1-step vertical: 35.5 | Bench max: 245
- Improved 1-step vertical from 31.5 to 35.5, 185 test from 2 to 12 reps and bench max from 205-245 in 15 months under strength coach Jim Krumpas
- First name is pronounced Ryan ... Born Sept. 3, 1991 ... Brother to Tico Brown II
- Son of Lisa Brown and Tico Brown, who played basketball at Georgia Tech, in Continental Basketball Association and overseas. When he retired, Tico was CBA's all-time leading scorer (8,538 points) and was voted to All-Time CBA Team
- Majoring in sports administration
- Also recruited by Georgia, Alabama and Virginia

### As a Sophomore (2011-12)

- Ended season on a streak of hitting a three-pointer in seven-straight games, which tied for fourth-longest current streak in ACC
- Knocked down 11 threes in four postseason games, leading team with 14.3 points in ACC Tournament and NIT combined
- Led team in NIT with 17.0 points and 35.5 minutes per night, and was second with 6.0 rebounds in two games

### As a Freshman (2010-11)

- Versus Maryland (3/2), registered career highs in points (19), field goals made (6), three-pointers made (6) and assists (3). Finished 6-of-7 from long range, the six three-pointers are most by a Miami freshman in a decade.

### High School

Selected Class 3-A South Player of Year by Georgia Athletic Coaches Association ... Rated as No. 15 shooting guard by *Scout*, No. 47 shooting guard by *ESPN* and No. 61 nationally by *Rivals* ... Selected as a GHSA State Senior All-Star ... As senior, averaged 22.8 points per game, while shooting 55 percent from field and 38 percent from beyond arc ... Teammate of Tennessee signee Jordan McRae ... Played AAU basketball for Worldwide Renegades.

2010-11				2011-12			
Opposition	P	R	A	Opposition	P	R	A
Jacksonville	3	2	1	TENNESSEE TECH	7	3	1
at Memphis	0	2	0	RUTGERS	0	4	1
N.C. Central	17	2	2	at Ole Miss	0	0	0
at Rutgers	5	2	0	at Purdue	3	4	0
McNeese St.	16	4	0	UMASS	7	2	0
at FGCU	5	0	1	Memphis	6	1	0
Ole Miss	3	2	1	at West Virginia	0	0	0
West Virginia	0	1	0	vs. FAU	15	0	0
Stetson	3	0	1	at Charlotte	11	2	0
UCF	0	0	0	APPALACHIAN ST.	15	3	0
Oral Roberts	1	1	0	UNCG	6	2	1
Rice	0	1	0	at Virginia	4	1	0
Akron	0	1	0	at North Carolina	3	2	0
Pepperdine	9	1	0	CLEMSON	5	2	0
at Duke	0	0	0	NC STATE	10	4	0
at Clemson	1	0	0	at Georgia Tech	0	1	1
BC	0	0	1	at Boston College	2	3	3
Florida St.	0	1	0	MARYLAND	5	3	1
at NC State	3	0	1	at Duke	5	1	1
UNC	0	1	0	VIRGINIA TECH	8	3	0
at Virginia Tech	7	3	0	at Florida State	5	3	0
Georgia Tech	5	8	1	NORTH CAROLINA	5	5	1
Virginia	8	3	0	WAKE FOREST	11	6	3
at Wake Forest	0	2	2	at Maryland	4	1	0
Duke	8	3	0	FLORIDA STATE	9	2	0
at UNCG	0	1	0	at NC State	15	4	1
Clemson	5	2	0	BOSTON COLLEGE	5	2	1
at BC	4	1	0	at Georgia Tech	10	5	0
at Florida St.	3	7	1	vs. Florida State	13	5	0
Maryland	19	3	3	VALPARAISO	18	6	1
at Georgia Tech	3	3	3	MINNESOTA	16	6	0
Virginia	9	3	0				
UNC	5	3	1				
FAU	6	1	0				
Missouri St.	7	3	2				
at Alabama	2	5	1				

## CAREER STATISTICS

Season	GP				Total			3-Point			Free Throws			Rebounds				Scoring							
	GP	GS	Min.	Avg.	FG	FGA	Pct.	FG	FGA	Pct.	FT	FTA	Pct.	Off.	Def.	Tot.	Avg.	PF	FO	Ast.	TO	Blk	Stl	Pts.	Avg.
2010-11	36	5	607	16.9	51	141	.362	32	90	.356	23	33	.697	13	59	72	2.0	54	0	22	33	3	10	157	4.4
2011-12	31	3	618	19.9	73	171	.427	41	104	.394	36	47	.766	26	60	86	2.8	41	0	16	21	1	15	223	7.2
2012-13	16	5	381	23.8	37	104	.356	13	60	.217	12	20	.600	9	20	29	1.8	17	0	15	9	2	8	99	6.2
TOTAL	83	13	1606	19.3	161	416	.387	86	254	.339	71	100	.710	48	139	187	2.3	112	0	53	63	6	33	479	5.8

### BROWN 2012-13

Opponent	Date	GS	Min	FG	FGA	Pct	3FG	FGA	Pct	FT	FTA	Pct	Off	Def	Tot	Avg	PF	FO	A	TO	Blk	Stl	Pts	Avg	
STETSON	11-09-12	*	30	4	9	.444	2	6	.333	0	0	.000	0	1	1	1.0	0	0	2	1	0	0	10	10.0	
at FGCU	11-13-12	*	35	0	7	.000	0	6	.000	1	2	.500	2	2	4	2.5	0	0	3	2	1	0	1	5.5	
JACKSONVILLE	11-16-12	*	33	3	5	.600	0	1	.000	2	5	.400	2	5	7	4.0	0	0	1	0	0	2	8	6.3	
DETROIT	11-24-12		24	2	8	.250	0	3	.000	2	2	1.000	2	3	5	4.3	0	0	2	0	0	0	6	6.3	
MICHIGAN STATE	11-28-12		15	1	3	.333	1	2	.500	2	2	1.000	0	0	0	3.4	2	0	1	1	0	1	5	6.0	
at Massachusetts	12-01-12		24	1	3	.333	1	3	.333	3	4	.750	0	0	0	2.8	3	0	2	0	1	0	6	6.0	
CHARLOTTE	12-14-12		19	1	5	.200	1	4	.250	1	2	.500	0	3	3	2.9	1	0	0	0	0	0	4	5.7	
at UCF	12-18-12		22	3	6	.500	0	3	.000	0	0	.000	0	0	0	2.5	2	0	1	1	0	0	6	5.8	
at Hawai'i	12-22-12	*	25	3	8	.375	0	3	.000	0	0	.000	0	1	1	2.3	1	0	1	0	0	2	6	5.8	
vs Arizona	12-23-12	*	25	1	9	.111	0	4	.000	0	0	.000	0	1	1	2.2	2	0	0	2	0	1	2	5.4	
vs Indiana State	12-25-12		25	3	6	.500	0	3	.000	1	3	.333	2	0	2	2.2	1	0	0	1	0	0	7	5.5	
LA SALLE	01-02-13		14	1	4	.250	0	0	.000	0	0	.000	0	0	0	2.0	2	0	1	0	0	0	2	5.3	
at Georgia Tech	01-05-13		23	9	11	.818	4	6	.667	0	0	.000	1	0	1	1.9	1	0	0	0	0	1	22	6.5	
at North Carolina	01-10-13		21	3	8	.375	3	8	.375	0	0	.000	0	2	2	1.9	0	0	0	1	0	0	9	6.7	
MARYLAND	01-13-13		16	1	6	.167	0	3	.000	0	0	.000	0	2	2	1.9	0	0	0	0	0	0	2	6.4	
at Boston College	01-16-13		30	1	6	.167	1	5	.200	0	0	.000	0	0	0	1.8	2	0	1	0	0	1	3	6.2	
Totals			5	381	37	104	.356	13	60	.217	12	20	.600	9	20	29	1.8	17	0	15	9	2	8	99	6.2



# JULIAN GAMBLE

Senior | Forward/Center | 6-10 | 250

# #45

Durham, N.C. | Southern Durham

- Developed a good inside game in the past year adding a left handed jump hook
- Good student, high basketball IQ, wants to be a coach
- Stronger and more athletic than prior to ACL injury
- Will finish his masters degree this year
- 185 test: 18 reps | 1-step vertical: 32.5 | Bench max: 275
- Born Sept. 15, 1989 ... Son of Sarah Gamble
- Brother to Talonny, Javon, William and Raquel
- Graduated in May 2012 with degree in sports administration and minor in business administration ... Will earn his masters in liberal arts in May 2013.
- Traveled to Africa summer of 2008 with Athletes in Action
- Nicknames include "Jules" and "JG".

#### As a Senior (2011-12)

- Sat out season after injuring left ACL in summer of 2011.

#### As a Junior (2010-11)

- In three NIT games, averaged 7.3 points and 5.7 rebounds while shooting 88.9 percent from field (8-9).

#### As a Sophomore (2009-10)

- Honored with team's "Outstanding Student-Athlete Award" at 2010 postseason banquet for efforts on court and in classroom.

#### As a Redshirt Freshman (2008-09)

- Among just six ACC freshmen to record a double-double during season, posting a career-high 13 points and a career-high 13 rebounds in win over North Florida (12/31)

#### As a Freshman (2007-08)

- Redshirt

#### High School

Three-year letterwinner at Southern Durham, same HS as former UM teammate Anthony King ... Two-time all-conference selection ... Rated No. 27 center in class of 2007 by *Scout.com* and No. 4 overall player in state of North Carolina by *Rivals.com*.

2008-09				2009-10				2010-11			
Opposition	P	R	A	Opposition	P	R	A	Opposition	P	R	A
Florida Southern	4	6	0	NC Central	10	3	1	Jacksonville	10	5	0
Southern Miss	0	0	0	Nova Southeastern	5	4	0	at Memphis	4	3	0
Connecticut	0	1	0	Tulane	2	1	0	N.C. Central	2	4	1
San Diego	0	5	3	UNC Wilmington	2	0	0	at Rutgers	0	1	0
Stetson	1	2	0	South Carolina	0	0	0	McNeese St.	2	5	0
at Kentucky	0	3	1	FGCU	0	1	0	at FGCU	2	0	0
FIU	6	3	1	USC Upstate	4	5	4	Ole Miss	4	4	1
Robert Morris	0	0	0	Minnesota	0	1	0	West Virginia	2	3	0
Clemson	0	3	0	at Boston College	0	0	0	Stetson	6	7	1
at St. John's	10	3	1	SC State	0	4	3	UCF	4	1	0
UNF	13	13	1	at Stetson	4	2	0	at Duke	2	0	0
NC Central	6	7	0	FAU	2	1	0	Rice	4	3	1
FAU	0	0	0	NC A&T	4	2	3	Akron	3	3	0
Maryland	0	0	0	Bethune-Cookman	0	0	1	Pepperdine	2	0	0
at North Carolina	0	0	0	Wake Forest	4	3	0	at Duke	7	3	0
at NC State	2	3	0	at Virginia Tech	5	2	0	at Clemson	2	0	1
at Maryland	1	0	0	Boston College	0	0	0	BC	4	7	0
North Carolina	4	5	0	at Virginia	4	1	0	Florida St.	2	4	0
at Florida State	1	2	1	Boston College	0	1	0	at NC State	4	6	2
at Virginia	0	1	0	at Maryland	0	1	0	UNC	0	2	0
NC State	0	2	0	Virginia Tech	2	0	0	at Virginia Tech	4	5	0
Virginia Tech	7	0	0	at Wake Forest	3	3	0	Georgia Tech	5	6	0
at Providence	2	1	0	at Florida St.	9	3	1	Virginia	0	1	0
at Florida	0	1	0	Georgia Tech	4	7	2	at Wake Forest	4	7	1
				at Clemson	3	5	1	Duke	4	2	2
				Duke	4	1	1	at UNC	8	5	2
				Virginia	13	12	3	Clemson	5	4	0
				NC State	6	4	0	at BC	2	3	0
				at North Carolina	8	7	2	at Florida St.	1	0	0
				Florida St.	5	1	0	Maryland	2	1	1
				Wake Forest	8	13	1	at Georgia Tech	7	4	2
				Virginia Tech	2	5	1	Virginia	11	5	0
				Duke	4	2	0	UNC	2	3	1
								FAU	8	8	2
								Missouri St.	7	3	0
								at Alabama	7	6	0

#### Gamble Season / Career Highs

##### Points

Season: 16, at Hawai'i 12/22/12

Career: 16, at Hawai'i 12/22/12

##### Rebounds

Season: 13, at Hawai'i 12/22/12

Career: 13, (3x) last at Hawai'i 12/22/12

##### Assists

Season: 1 (2x) last at Georgia Tech, 1/5/13

Career: 4, vs. USC Upstate 11/28/09

##### Steals

Season: 2 (2x) last vs. Arizona, 12/23/12

Career: 2 (9x) last vs. JU 11/16/12

##### Blocked Shots

Season: 4 (2x) last vs. Maryland, 1/13/13

Career: 4 (2x) last vs. Indiana State 12/25/12

##### Field Goals

Season: 7 (2x) last at UNC 1/10/13

Career: 7 (2x) last at UNC 1/10/13

##### Field Goal Attempts

Season: 10 (2x) last at UNC 1/10/13

Career: 10 (3x) last at UNC 1/10/13

##### Free Throws

Season: 5, vs. Jacksonville 11/16/12

Career: 7, vs. UNF 12/31/08

##### Free Throw Attempts

Season: 10, vs. Jacksonville 11/16/12

Career: 10 (2x) last vs. JU 11/16/12

##### 3-Point Field Goals

Season: --

Career: 1, at North Carolina 3/2/10

##### 3-Point Field Goal Attempts

Season: --

Career: 2, at North Carolina 3/2/10

##### Foul Disqualifications

Season: 2x, last vs. Maryland, 1/13/13

Career: 5x, last at Wake Forest 2/9/11

##### Minutes

Season: 33, at North Carolina 1/10/13

Career: 33, at North Carolina 1/10/13

#### GAMBLE CAREER STATISTICS

Season	GP	GS	Min.	Avg.	FG	Total FGA	Pct.	3-Point FG	3-Point FGA	Pct.	Free Throws FT	Free Throws FTA	Pct.	Rebounds Off.	Rebounds Def.	Tot.	Avg.	PF	FO	Ast.	TO	Blk	Stl	Pts.	Avg.
2008-09	24	0	179	7.5	20	46	.435	0	0	.000	17	29	.586	22	39	61	2.5	23	0	8	4	14	3	57	2.4
2009-10	33	11	440	13.3	45	94	.479	1	4	.250	24	34	.706	39	57	96	2.9	59	2	24	37	25	17	115	3.5
2010-11	36	13	546	15.2	61	102	.598	0	1	.000	21	49	.429	41	83	124	3.4	92	3	18	33	30	14	143	4.0
2012-13	16	10	320	20.0	44	81	.543	0	0	.000	17	35	.486	30	44	74	4.6	34	2	2	15	23	7	105	6.6
TOTAL	109	34	1485	13.6	170	323	.526	1	5	.200	79	147	.537	132	223	355	3.3	208	7	52	89	92	41	420	3.9

#### GAMBLE 2012-13

Opponent	Date	GS	Min	TOTAL			3-PTS			FREE THROWS			REBOUNDS			PF	FO	A	TO	Blk	Stl	Pts	Avg		
				FG	FGA	Pct	3FG	FGA	Pct	FT	FTA	Pct	Off	Def	Tot									Avg	
STETSON	11-09-12		18	4	4	1.000	0	0	.000	1	3	.333	1	5	6	6.0	2	0	1	0	0	1	9	9.0	
at FGCU	11-13-12		8	0	2	.000	0	0	.000	0	0	.000	1	0	1	3.5	1	0	0	1	0	0	0	4.5	
JACKSONVILLE	11-16-12	*	28	4	6	.667	0	0	.000	5	10	.500	2	0	2	3.0	0	0	0	3	1	2	13	7.3	
DETROIT	11-24-12	*	13	3	5	.600	0	0	.000	1	1	1.000	1	1	2	2.8	2	0	0	2	2	0	7	7.3	
MICHIGAN STATE	11-28-12		9	0	2	.000	0	0	.000	0	0	.000	0	1	1	2.4	1	0	0	0	0	0	0	5.8	
at Massachusetts	12-01-12		3	0	1	.000	0	0	.000	0	0	.000	0	0	0	2.0	0	0	0	0	0	0	0	4.8	
CHARLOTTE	12-14-12		14	2	5	.400	0	0	.000	1	2	.500	1	1	2	2.0	2	0	0	2	2	0	5	4.9	
at UCF	12-18-12		11	0	0	.000	0	0	.000	0	0	.000	0	0	0	1.8	1	0	0	2	0	0	0	4.3	
at Hawai'i	12-22-12	*	32	7	10	.700	0	0	.000	2	2	1.000	8	5	13	3.0	1	0	0	0	2	0	16	5.6	
vs Arizona	12-23-12	*	31	1	4	.250	0	0	.000	1	2	.500	0	3	3	3.0	2	0	0	0	0	2	3	5.3	
vs Indiana State	12-25-12	*	24	5	9	.556	0	0	.000	1	5	.200	4	5	9	3.5	5	1	0	0	4	0	11	5.8	
LA SALLE	01-02-13	*	21	2	3	.667	0	0	.000	2	4	.500	2	6	8	3.9	1	0	0	0	2	0	6	5.8	
at Georgia Tech	01-05-13	*	25	2	6	.333	0	0	.000	3	4	.750	2	5	7	4.2	4	0	1	1	2	0	7	5.9	
at North Carolina	01-10-13	*	33	7	10	.700	0	0	.000	0	0	.000	3	3	6	4.3	4	0	0	1	3	1	14	6.5	
MARYLAND	01-13-13	*	32	4	9	.444	0	0	.000	0	2	.000	3	6	9	4.6	5	1	0	3	4	1	8	6.6	
at Boston College	01-16-13	*	18	3	5	.600	0	0	.000	0	0	.000	2	3	5	4.6	3	0	0	0	1	0	6	6.6	
Totals			10	320	44	81	.543	0	0	.000	17	35	.486	30	44	74	4.6	34	2	2	15	23	7	105	6.6



# TONYE JEKIRI

Freshman | Center | 7-0 | 227

Hialeah, Fla. | Champagnat Catholic School

# #23

## Jekiri Career Highs

### Points

Career: 3, at UCF 12/18/12

### Rebounds

Career: 4 vs. Maryland, 1/13/13

### Assists

Career: 1 (2x) last at Boston College, 1/16/13

### Steals

Career: 1 (3x) last at Boston College, 1/16/13

### Blocked Shots

Career: 2, vs. Charlotte, 12/14/12

### Field Goals

Career: 1 (2x) last vs. Maryland, 1/13/13

### Field Goal Attempts

Career: 3, at UCF 12/18/12

### Free Throws

Career: 2, at Georgia Tech, 1/5/13

### Free Throw Attempts

Career: 2 (3x) last at Georgia Tech, 1/5/13

### 3-Point Field Goals

Career: --

### 3-Point Field Goal Attempts

Career: --

### Foul Disqualifications

Career: --

### Minutes

Career: 11 vs. Charlotte, 12/14/12

- Only played basketball for three years after moving to South Florida in September 2010 to begin hoops career
- Terrific learner who picks up concepts quickly
- Good passer for his size
- Developing his offensive game
- Can play with back to basket or step out for a 10-12-foot shot
- Runs the floor like a guard and has unstoppable motor
- Only scholarship freshman on the team, second Florida recruit in Larranaga era
- Acclimated himself well from Nigeria to US culture
- Chose jersey number 23 because July 23 is birthday
- 185 test: 9 reps | front squat: 245 | 1-step vertical: 31.5 | Bench max: 235
- Majoring in sports administration
- Born July 23, 1994 in Nigeria ... Given name is Tonye Frank Jekiri (TAHN-yay Ja-KEER-EE) ... Brother to Tammie, Omiebi and Boma
- Originally from Nigeria, Jekiri moved to South Florida in September 2010 to begin basketball career ... Previously played soccer
- Chose Miami over considerations from Virginia Tech, Clemson, Florida State, Auburn, Vanderbilt and Alabama
- Larranaga's second recruit from state of Florida, joining current Canes sophomore Shane Larkin from Orlando, Fla.

## High School

Rated 17th-best center in country by *ESPN.com* and No. 13 by *Scout.com* ... Averaged 20 points, 12 rebounds and 5 blocks per game as a senior ... Notched 45 points and 20 rebounds in regional semifinals and 18 points, 14 rebounds and six blocks in regional finals ... Led team to 2A state title game ... First team 2011-12 Boys Class 2A All-State team ... First team All-FHSAA Tournament at state championships ... *Orlando Sentinel's* 2011-12 All-Florida boys basketball team ... Averaged 14 points and 10 rebounds per game as a junior with Champagnat, first year of organized hoops ... Team MVP ... Team captain ... On AAU circuit, played for Team Breakdown ... Dominated at Source Hoops Elite Camp and led Team Breakdown to championships in Breakdown Hoops Festival and Big Shots Myrtle Beach I.

## CAREER STATISTICS

Season	GP	GS	Min.	Avg.	FG	Total FGA	Pct.	3-Point FG	3-Point FGA	Pct.	Free Throws FT	Free Throws FTA	Pct.	Rebounds Off.	Rebounds Def.	Tot.	Avg.	PF	FO	Ass.	TO	Blk	Stl	Pts.	Avg.
2012-13	14	0	86	6.1	2	6	.333	0	0	.000	4	7	.571	9	8	17	1.2	15	0	2	4	4	3	8	0.6

## JEKIRI 2012-13

PERIOD 2012-13

Opponent	Date	GS	Min	TOTAL			3-PTS			FREE THROWS			REBOUNDS				PF	FO	A	TO	Blk	Stl	Pts	Avg
				FG	FGA	Pct	3FG	FGA	Pct	FT	FTA	Pct	Off	Def	Tot	Avg								
STETSON	11-09-12		DNP																					
at FGCU	11-13-12	9	0	0	.000	0	0	.000	1	2	.500	1	1	2	2.0	2	0	0	1	0	0	1	1.0	
JACKSONVILLE	11-16-12	6	0	0	.000	0	0	.000	0	1	.000	0	0	0	1.0	1	0	0	1	0	1	0	0.5	
DETROIT	11-24-12		DNP																					
MICHIGAN STATE	11-28-12	8	0	0	.000	0	0	.000	0	0	.000	0	2	2	1.3	1	0	0	0	0	0	0	0.3	
at Massachusetts	12-01-12	2	0	0	.000	0	0	.000	0	0	.000	0	0	0	1.0	0	0	0	0	0	0	0	0.3	
CHARLOTTE	12-14-12	11	0	0	.000	0	0	.000	0	0	.000	0	0	0	0.8	1	0	0	0	2	0	0	0.2	
at UCF	12-18-12	8	1	3	.333	0	0	.000	1	2	.500	2	0	2	1.0	4	0	0	0	0	0	3	0.7	
at Hawai'i	12-22-12	9	0	0	.000	0	0	.000	0	0	.000	0	0	0	0.9	1	0	1	0	0	1	0	0.6	
vs Arizona	12-23-12	7	0	1	.000	0	0	.000	0	0	.000	1	1	2	1.0	3	0	0	0	1	0	0	0.5	
vs Indiana State	12-25-12	0	0	0	.000	0	0	.000	0	0	.000	0	0	0	0.9	0	0	0	0	0	0	0	0.4	
LA SALLE	01-02-13	3	0	0	.000	0	0	.000	0	0	.000	0	1	1	0.9	0	0	0	0	0	0	0	0.4	
at Georgia Tech	01-05-13	7	0	0	.000	0	0	.000	2	2	1.000	2	0	2	1.0	0	0	0	1	1	0	2	0.5	
at North Carolina	01-10-13	2	0	0	.000	0	0	.000	0	0	.000	1	0	1	1.0	0	0	0	0	0	0	0	0.5	
MARYLAND	01-13-13	7	1	2	.500	0	0	.000	0	0	.000	2	2	4	1.2	1	0	0	0	0	0	2	0.6	
at Boston College	01-16-13	7	0	0	.000	0	0	.000	0	0	.000	0	1	1	1.2	1	0	1	1	0	1	0	0.6	
Totals		0	86	2	6	.333	0	0	.000	4	7	.571	9	8	17	1.2	15	0	2	4	4	3	8	0.6





# REGGIE JOHNSON

Senior | Center | 6-10 | 292

# #42

Winston-Salem, N.C. | Winston-Salem Prep

## 2011 All-ACC Honorable Mention 2010 ACC All-Tournament Second Team ACC Player of the Week - Feb. 6, 2012

- Immovable presence inside with soft hands, good agility and foot speed
- Provides big body inside with a 7-2 wingspan
- Developing a top of the key 3-point shot
- Another coach on the sideline during his injury, encouraging the bigs
- Graduated with a degree in liberal arts in Dec. 2012 ... Currently taking courses the College of Arts and Sciences.
- Carolina Panthers fan, enjoys WWF and wants to meet UM alum, The Rock
- 185 test: 23 reps | 1-step vertical: 27.5 | Bench max: 320
- Improved bench max from 250 to 320 pounds and 185 test from 13 to 23 reps in 15 months under strength coach Jim Krumpus
- Born Dec. 16, 1989 ... Son of Erika Johnson ... Brother to Chrisalyn Boston
- Graduated in December 2012 with a degree in liberal arts
- Nickname is Big Regg
- Also recruited by Wake Forest, Virginia Tech, Xavier and VCU
- Played basketball in China during summer of 2010 with Athletes in Action
- Played in 2012 Amare Stoudemire Skills Academy
- Lost approximately 40 pounds since arriving on campus in summer 2008

### As a Junior (2011-12)

- Following season was listed sixth in rebounds on ACC's active career statistical leaders list
- Posted one double-double, a 27-point, 12-rebound performance in UM's first-ever win at Cameron Indoor Stadium against Duke
- First three-point attempt was a made trey against Maryland on Feb. 1
- Posted 15 points, nine rebounds, five blocks and five assists in 36 minutes in first game back from knee surgery (12/17)
- Sat out first nine games of season after successfully undergoing surgery on June 30 to repair a torn meniscus in right knee. Injured knee during pick-up game June 27
- Declared ineligible prior to game against Florida State (Feb. 26) following findings in ongoing joint NCAA-UM inquiry. Reinstated for Feb. 29 game at NC State.

### As a Sophomore (2010-11)

- Shot 59.1 percent from field - third-highest percentage in a season in UM history (minimum 200 field goal attempts)
- Grabbed a team-high 21.7 percent of available rebounds while on court
- Pulled down 20 rebounds in NIT win over FAU

### As a Redshirt Freshman (2009-10)

- Season-high 22 points (8-of-8 FG) with 6-of-6 shooting from line, four boards, two assists and a blocked shot in ACC Tournament opening-round win against Wake Forest (3/11).

### As a True Freshman (2008-09)

- Redshirt season. Worked on conditioning and hours in the weight room

### High School

Competed in basketball and track & field at Winston-Salem Prep ... Helped guide Phoenix to North Carolina 1-A state championship in basketball, finishing with 25 points and a state championship record 23 rebounds en route to title and MVP honors ... Two-time All-Northwest selection, led league with 24.1 points per game, 16.1 rebounds per game and 7.1 blocks per game as a senior in 2007-08 ... *NC Preps.com* 1-A Player of Year, *NC Preps.com* All-State Team, *Triad Sports Weekly* County Player of Year and *Triad Sports Weekly* All-Forsyth County Basketball Team ... Four-star recruit by *Scout.com*, which ranked him 17th among centers ... Played AAU basketball for Boo Williams.

2009-10				
Opposition	P	R	A	
NC Central	4	0	1	
Nova Southeastern	2	2	0	
UNC Wilmington	3	1	0	
South Carolina	7	7	1	
FGCU	5	2	0	
USC Upstate	13	6	0	
Minnesota	2	1	1	
at Boston College	7	3	0	
SC State	11	6	1	
at Stetson	0	0	0	
FAU	8	10	1	
NC A&T	5	8	1	
Bethune-Cookman	7	7	0	
at Pepperdine	8	7	0	
Wake Forest	0	3	0	
at Virginia Tech	8	10	1	
at Virginia	6	8	1	
Boston College	15	9	0	
at Maryland	0	2	0	
Virginia Tech	7	4	1	
at Wake Forest	8	6	1	
at Florida St.	2	0	0	
Georgia Tech	10	7	0	
at Clemson	5	4	0	
Duke	0	1	0	
Virginia	0	0	0	
NC State	6	4	0	
at North Carolina	2	3	0	
Florida St.	12	3	0	
Wake Forest	22	4	2	
Virginia Tech	5	12	1	
Duke	14	8	0	

2010-11				
Opposition	P	R	A	
Jacksonville	13	8	0	
at Memphis	12	12	0	
N.C. Central	12	10	1	
at Rutgers	12	14	0	
McNeese St.	12	9	0	
at FGCU	11	10	1	
Ole Miss	17	10	1	
West Virginia	14	7	0	
Stetson	6	7	2	
UCF	6	6	0	
Oral Roberts	14	12	0	
Rice	7	6	2	
Akron	21	12	1	
Pepperdine	12	15	0	
at Duke	22	9	0	
at Clemson	6	8	1	
BC	9	9	0	
Florida St.	7	9	0	
at NC State	20	14	1	
UNC	11	13	2	
at Virginia Tech	6	10	2	
Georgia Tech	9	10	2	
Virginia	16	8	1	
at Wake Forest	25	7	1	
Duke	16	7	3	
at UNC	2	4	0	
Clemson	7	9	2	
at BC	15	6	2	
at Florida St.	17	12	0	
Maryland	12	16	3	
at Georgia Tech	4	12	0	
Virginia	8	6	1	
UNC	12	4	0	
FAU	14	20	1	
Missouri St.	9	9	3	
at Alabama	14	7	0	

2011-12				
Opposition	P	R	A	
vs. FAU	15	9	5	
at Charlotte	11	7	3	
APPALACHIAN ST.	11	8	1	
UNCG	6	2	0	
at Virginia	7	9	1	
at North Carolina	12	9	0	
CLEMSON	7	7	3	
NC STATE	12	4	0	
at Georgia Tech	8	7	2	
at Boston College	12	5	1	
MARYLAND	13	5	1	
at Duke	27	12	0	
VIRGINIA TECH	15	7	4	
at Florida State	4	6	1	
NORTH CAROLINA	11	9	1	
WAKE FOREST	6	8	2	
at Maryland	3	4	1	
at NC State	10	8	0	
BOSTON COLLEGE	10	7	4	
at Georgia Tech	7	9	0	
vs. Florida State	5	10	2	
VALPARAISO	9	11	4	
MINNESOTA	10	2	0	

## Johnson Season / Career Highs

### Points

Season: 22, vs. Stetson 11/9/12

Career: 27, at Duke 2/5/12

### Rebounds

Season: 13 (2x) last at UCF 12/18/12

Career: 20, vs. FAU 3/16/11

### Assists

Season: 2 (2x) last vs. Detroit 11/24/12

Career: 5, vs. FAU 12/17/11

### Steals

Season: 1 (3x) last at UCF 12/18/12

Career: 2 (4x), last vs. Georgia Tech 2/3/11

### Blocked Shots

Season: 6, at UMass, 12/1/12

Career: 6, at UMass, 12/1/12

### Field Goals

Season: 6 (2x), last at UMass, 12/1/12

Career: 11, at Duke 2/5/12

### Field Goal Attempts

Season: 16, vs. Stetson 11/9/12

Career: 17 (2x), last at Duke 2/5/12

### Free Throws

Season: 10, vs. Stetson 11/9/12

Career: 10, vs. Stetson 11/9/12

### Free Throw Attempts

Season: 14, vs. Stetson 11/9/12

Career: 14, vs. Stetson 11/9/12

### 3-Point Field Goals

Season: 1, at UCF 12/18/12

Career: 1 (5x), last at UCF 12/18/12

### 3-Point Field Goal Attempts

Season: 3, vs. Stetson 11/9/12

Career: 3, vs. Stetson 11/9/12

### Foul Disqualifications

Season: --

Career: 6x: 1-11/12; 4 - 10/11; 1-09/10

### Minutes

Season: 33, at UMass, 12/1/12

Career: 36, vs. FAU 12/17/11

### Double-doubles

13 in 2010-11

1 in 2011-12

4 in 2012-13

## CAREER STATISTICS

Season	GP			Min.	Avg.	Total			3-Point			Free Throws			Rebounds			Scoring							
	GP	GS	Min.			FGA	Pct.	FG	FGA	Pct.	FT	FTA	Pct.	Off.	Def.	Tot.	Avg.	Pf	Fo	Ast.	TO	Blk	Stl	Pts.	Avg.
2009-10	32	6	434	13.6	60	115	.522	0	0	.000	84	107	.785	59	89	148	4.6	70	1	13	24	21	16	204	6.4
2010-11	36	34	935	26.0	165	279	.591	0	0	.000	100	150	.667	126	221	347	9.6	116	4	33	69	45	22	430	11.9
2011-12	23	22	602	26.2	88	179	.492	4	11	.364	51	72	.708	59	106	165	7.2	70	1	36	37	23	14	231	10.0
2012-13	7	6	198	28.3	26	61	.426	1	6	.167	35	49	.714	22	49	71	10.1	15	0	8	17	13	3	88	12.6
TOTAL	98	68	2169	22.1	339	634	.535	5	17	.294	270	378	.714	266	465	731	7.5	271	6	90	147	102	55	953	9.7

JOHNSON 2012-13			TOTAL			3-PTS			FREE THROWS			REBOUNDS													
Opponent	Date	GS	Min	FG	FGA	Pct	3FG	FGA	Pct	FT	FTA	Pct	Off	Def	Tot	Avg	PF	FO	A	TO	Blk	Stl	Pts	Avg	
STETSON	11-09-12	*	29	6	16	.375	0	3	.000	10	14	.714	7	4	11	11.0	2	0	2	2	0	0	22	22.0	
at FGCU	11-13-12	*	26	2	8	.250	0	0	.000	2	7	.286	4	6	10	10.5	4	0	1	5	0	1	6	14.0	
JACKSONVILLE	11-16-12		DNP																						
DETROIT	11-24-12		27	2	3	.667	0	0	.000	3	4	.750	3	6	9	10.0	3	0	2	2	3	1	7	11.7	
MICHIGAN STATE	11-28-12	*	31	2	5	.400	0	1	.000	6	6	1.000	0	11	11	10.3	2	0	1	2	3	0	10	11.3	
at Massachusetts	12-01-12	*	33	6	13	.462	0	0	.000	7	8	.875	3	10	13	10.8	2	0	1	3	6	0	19	12.8	
CHARLOTTE	12-14-12	*	25	3	8	.375	0	0	.000	2	4	.500	1	3	4	9.7	2	0	0	2	1	0	8	12.0	
at UCF	12-18-12	*	27	5	8	.625	1	2	.500	5	6	.833	4	9	13	10.1	0	0	1	1	0	1	16	12.6	
Totals			6	198	26	61	.426	1	6	.167	35	49	.714	22	49	71	10.1	15	0	8	17	13	3	88	12.6



# KENNY KADJI

Senior | Forward/Center | 6-11 | 242

# #35

Douala, Cameroon | Pendleton | IMG Academy | Florida

## 2011-12 Third Team All-ACC | 2011 Orange Bowl Basketball Classic Game MVP

**Double-doubles:** 4 in 2011-12 | 4 in 2012-13

- Athletic and skilled stretch four with good size and shot-blocking ability, who can score inside and outside
- Lost 20 pounds over the 2012 summer, cutting out unhealthy foods, including fast food and ice cream
- Game film junkie - between classes he's in the basketball offices watching film
- Coaches challenged him to improve minutes per rebound and he is up 2.0 rebounds per game from last season
- Graduates in May 2013 with a degree in sociology with a minor in business administration
- 185 test: 9 reps | front squat: 255 | 1-step vertical: 32 | Bench max: 230
- Last name is pronounced Kaad-jee ... Born May 19, 1988 ... Has three brothers
- Trained with current NBA player Jared Jeffries during summer of 2009 at IMG Academy
- Played piano for five years

### As a Junior (2011-12)

- Only one of seven players in ACC to score 30+ points in a game
- Led team with 14.8 points per game in ACC play
- Scored in double digits 20 times, including 14-straight nights from Jan. 1-Feb. 26
- Hit at least a trio of threes four times and at least a pair in eight games

### As a Redshirt (2010-11)

• After transferring to Miami from Florida, big man sat out 2010-11 season. After a promising freshman campaign at UF, played in just eight games as a sophomore before having surgery on back on Feb. 10. Was granted a medical hardship for 2009-10 season.

### At Florida (2008-10)

- Played in 42 games with Florida over two seasons, before 2009-10 season was cut short
- Scored in double figures four times, including a season-high 15 points
- Scored four points and tallied five rebounds against Arkansas in first round of SEC Tournament
- Posted four points in seven minutes of action versus Miami in second round of NIT.

### High School

Fifth-ranked center in class of 2008 by both *Rivals.com* and *Scout.com* and was rated in top half of ESPNU 100 ... Averaged 28.0 points, 12.0 rebounds and 4.0 blocks per game at Pendleton/IMG Academy, playing for coach Mike Moreau ... Participated in 2008 adidas All-America All-Star game and in 2008 adidas Kentucky Derby Festival basketball classic ... Played AAU basketball with Florida Rams.

2011-12				
Opposition	P	R	A	
TENNESSEE TECH	0	5	1	
RUTGERS	13	5	1	
UNF	9	10	3	
FLA. GULF COAST	6	5	0	
at Ole Miss	2	1	0	
at Purdue	0	0	0	
UMASS	9	7	0	
Memphis	12	6	0	
at West Virginia	15	3	1	
vs. FAU	21	3	0	
at Charlotte	18	10	0	
APPALACHIAN ST.	3	2	0	
UNCG	30	12	0	
at Virginia	14	10	0	
at North Carolina	16	2	0	
CLEMSON	14	1	1	
NC STATE	20	11	2	
at Georgia Tech	21	8	2	
at Boston College	14	7	2	
at Duke	15	8	1	
VIRGINIA TECH	11	4	0	
at Florida State	14	6	1	
NORTH CAROLINA	13	7	0	
WAKE FOREST	18	5	0	
at Maryland	16	8	0	
FLORIDA STATE	15	3	0	
at NC State	7	7	3	
BOSTON COLLEGE	14	1	2	
at Georgia Tech	5	6	1	
vs. Florida State	5	3	1	
VALPARAISO	2	3	1	
MINNESOTA	3	1	0	

## Kadji Season / UM Career Highs

**Points**  
Season: 19, vs. Arizona, 12/23/12  
Career: 30, vs. UNCG 01/02/12

**Rebounds**  
Season: 14, at Georgia Tech, 1/5/13  
Career: 14, at Georgia Tech, 1/5/13

**Assists**  
Season: 5, vs. Stetson 11/9/12  
Career: 5, vs. Stetson 11/9/12

**Steals**  
Season: 4, vs. La Salle 1/2/13  
Career: 4 (2x) last vs. La Salle 1/2/13

**Blocked Shots**  
Season: 4, at North Carolina 1/10/13  
Career: 5, vs. Florida State 2/26/12

**Field Goals**  
Season: 9, vs. Arizona, 12/23/12  
Career: 10, vs UNCG 01/02/12

**Field Goal Attempts**  
Season: 16, vs. Indiana State 12/25/12  
Career: 16 (2x) last vs. Indiana State 12/25/12

**Free Throws**  
Season: 5, vs. La Salle 1/2/13  
Career: 10, vs. UNCG 01/02/12

**Free Throw Attempts**  
Season: 7 (2x) last vs. La Salle 1/2/13  
Career: 13, vs UNCG 01/02/12

**3-Point Field Goals**  
Season: 3 (2x) last vs. Maryland, 1/13/13  
Career: 4, at Duke 2/5/12

**3-Point Field Goal Attempts**  
Season: 6, vs. Maryland, 1/13/13  
Career: 7 vs. Boston College 3/3/12

**Foul Disqualifications**  
Season: --  
Career: 1 (4x), last vs. Florida State 2/26/12

**Minutes**  
Season: 39, vs. Indiana State 12/25/12  
Career: 39, vs. Indiana State 12/25/12

## STATISTICS AT FLORIDA


Season	GP	GS	Min.	Avg.	FG	FGA	Pct.	FG	FGA	Pct.	FT	FTA	Pct.	Total	Avg.	PF	FO	Ast.	TO	Blk	Stl	Pts.	Avg.
2008-09	34	1	426	12.5	62	128	.484	0	1	.000	24	47	.511	93	2.7	48	0	4	28	24	6	148	4.4
2009-10	8	0	45	5.6	3	8	.375	0	0	.000	2	4	.500	6	0.7	8	0	0	5	3	1	8	1.0
TOTAL	42	1	471	11.2	65	136	.445	0	1	.000	26	51	.509	99	2.3	56	0	4	33	27	7	156	3.7

## STATISTICS AT MIAMI

Season	GP	GS	Min.	Avg.	FG	FGA	Pct.	FG	FGA	Pct.	FT	FTA	Pct.	Off.	Def.	Tot.	Avg.	PF	FO	Ast.	TO	Blk	Stl	Pts.	Avg.
2011-12	32	28	877	27.4	137	280	.489	28	67	.418	73	115	.635	58	112	170	5.3	72	4	23	50	51	19	375	11.7
2012-13	16	16	498	31.1	73	164	.445	20	60	.333	35	56	.625	27	90	117	7.3	40	0	19	33	26	9	201	12.6
TOTAL	48	44	1375	28.6	210	444	.473	48	127	.378	108	171	.632	85	202	287	6.0	112	4	42	83	77	28	576	12.0

## KADJI 2012-13

Opponent	Date	GS	Min	TOTAL			3-PTS			FREE THROWS			REBOUNDS			PF	FO	A	TO	Blk	Stl	Pts	Avg		
				FG	FGA	Pct	3FG	FGA	Pct	FT	FTA	Pct	Off	Def	Tot										
STETSON	11-09-12	*	31	5	10	.500	2	5	.400	0	0	.000	2	10	12	12.0	4	0	5	3	1	0	12	12.0	
at FGCU	11-13-12	*	31	4	10	.400	1	3	.333	4	7	.571	4	4	8	10.0	1	0	0	1	1	1	13	12.5	
JACKSONVILLE	11-16-12	*	31	2	5	.400	1	3	.333	2	2	1.000	1	3	4	8.0	3	0	2	5	2	0	7	10.7	
DETROIT	11-24-12	*	30	5	13	.385	0	5	.000	4	4	1.000	2	9	11	8.8	3	0	3	1	0	0	14	11.5	
MICHIGAN STATE	11-28-12	*	32	2	6	.333	0	2	.000	0	0	.000	0	3	3	7.6	2	0	1	2	2	0	4	10.0	
at Massachusetts	12-01-12	*	32	4	8	.500	2	5	.400	3	4	.750	0	5	5	7.2	3	0	0	1	1	0	13	10.5	
CHARLOTTE	12-14-12	*	24	5	6	.833	3	3	1.000	4	5	.800	1	4	5	6.9	2	0	1	3	3	1	17	11.4	
at UCF	12-18-12	*	24	4	12	.333	1	5	.200	1	2	.500	5	3	8	7.0	3	0	1	4	1	2	10	11.3	
at Hawai'i	12-22-12	*	30	3	9	.333	0	2	.000	2	2	1.000	0	6	6	6.9	4	0	1	2	2	0	8	10.9	
vs Arizona	12-23-12	*	35	9	15	.600	1	3	.333	0	0	.000	0	4	4	6.6	1	0	0	0	0	0	19	11.7	
vs Indiana State	12-25-12	*	39	5	16	.313	0	1	.000	3	6	.500	4	3	7	6.6	4	0	0	1	2	0	13	11.8	
LA SALLE	01-02-13	*	26	4	9	.444	1	4	.250	5	7	.714	2	9	11	7.0	3	0	2	2	3	4	14	12.0	
at Georgia Tech	01-05-13	*	31	3	9	.333	1	4	.250	4	6	.667	2	12	14	7.5	1	0	0	3	2	1	11	11.9	
at North Carolina	01-10-13	*	37	7	11	.636	2	5	.400	2	3	.667	0	9	9	7.6	2	0	3	0	4	0	18	12.4	
MARYLAND	01-13-13	*	33	5	13	.385	3	6	.500	1	6	.167	1	4	5	7.5	3	0	0	2	1	0	14	12.5	
at Boston College	01-16-13	*	32	6	12	.500	2	4	.500	0	2	.000	3	2	5	7.3	1	0	0	3	1	0	14	12.6	
Totals			16	498	73	164	.445	20	60	.333	35	56	.625	27	90	117	7.3	40	0	19	33	26	9	201	12.6



# SHANE LARKIN

Sophomore | Guard | 5-11 | 176

Orlando, Fla. | Dr. Phillips (Fla.)

# #0

## Larkin Career Highs

### Points

Season: 27, vs. Jacksonville 11/16/12

Career: 27, vs. Jacksonville 11/16/12

### Rebounds

Season: 6 (2x) last at Boston College, 1/16/13

Career: 8, vs. Florida St. 3/9/12

### Assists

Season: 6 (4x) last vs. Maryland, 1/13/13

Career: 6 (4x) last vs. Maryland, 1/13/13

### Steals

Season: 6, vs. Arizona, 12/23/12

Career: 6 (3x) last vs. Arizona, 12/23/12

### Blocked Shots

Season: 1 (2x) last vs. Maryland, 1/13/13

Career: 1 (4x) last vs. Maryland, 1/13/13

### Field Goals

Season: 9, vs. Jacksonville 11/16/12

Career: 9, vs. Jacksonville 11/16/12

### Field Goal Attempts

Season: 15, vs. La Salle 1/2/13

Career: 15, vs. La Salle 1/2/13

### Free Throws

Season: 7, vs. Jacksonville 11/16/12

Career: 8, vs. Florida State 2/26/12

### Free Throw Attempts

Season: 7, vs. Jacksonville 11/16/12

Career: 9, vs. Florida State 2/26/12

### 3-Point Field Goals

Season: 4, at FGCU 11/13/12

Career: 4 (2x) last at FGCU 11/13/12

### 3-Point Field Goal Attempts

Season: 9, at FGCU 11/13/12

Career: 9, at FGCU 11/13/12

### Foul Disqualifications

Season: --

Career: 1, at Maryland 2/21/12

### Minutes

Season: 41, vs. Indiana State 12/25/12

Career: 41 (2x) last vs. Indiana State 12/25/12

## 2011-12 All-ACC Freshman Team | ACC Rookie of the Week - Dec. 5

- Extremely athletic and intelligent with a quiet and confident demeanor
- Can score by attacking the rim or hitting a shot from long range
- Improved all aspects of his game after his ACC All-Rookie season
- Is difficult to take off of the court, leads the ACC in minutes played
- Conscious of getting all teammates involved in a play and in the game
- 185 test: 14 reps | front squat: 325 | 1-step vertical: 42.5 (best on the team) | Bench max: 270
- Improved bench max 215-270 pounds, 1-step vertical 39.5 to 42.5 inches, 185 test 3 to 14 reps and standing vertical jump 32.5 to 34 inches in 15 months under strength coach Jim Krumpus
- Born DeShane Larkin on Oct. 2, 1992, but goes by Shane ... Son of Lisa and Barry Larkin, former Cincinnati Reds 12-time All-Star shortstop ... Brother to Cymber and Brielle
- Deion Sanders, Larkin's favorite athlete growing up, gave him nickname SugaShane
- Comes from a long lineage of athletes, including father as well as uncles Byron Larkin (Xavier basketball), Mike Larkin (Notre Dame football) and Steve Larkin (Texas baseball)
- Majoring in sports administration
- Originally committed to DePaul in 2010, but was granted a release from the school in August 2011
- Also recruited by Boston College, George Mason, Colorado and Florida State.

## As a Freshman (2011-12)

- Fifth in ACC - only rookie in Top 10 - in steals per game (1.6)
- Of all ACC rookies, was sixth in scoring and second in assists
- Led UM in ACC Tournament with 14.0 points, eight assists and four steals in a pair of games
- Missed first game of season following transfer from DePaul in summer. Received an NCAA waiver a few hours prior to game against Rutgers (Nov. 15) that allowed him to play immediately
- Notched 10 double-digit scoring outings in 32 games
- Nine games with four or more handouts
- Grabbed three or more steals nine times, twice snatching six
- Started season 11-of-11 at FT line, then was 36-38 midway through season

## High School

Averaged 18.8 points, 6.4 rebounds, 6.3 assists and 3.5 steals per game as a senior at Dr. Phillips High in Orlando, Fla. ... Ended high school career with a school record 320 steals and was second in career scoring behind 2010-11 All-SEC selection Chris Warren (Ole Miss) ... Two-time all-state player ... Twice was 6A Player of Year runner up ... Ranked among Top 20 point guards in country by *Scout.com* ... No. 72 overall player in nation, according to *Scout.com* ... Led team to a 27-6 record senior season, advancing to state championship game for second consecutive year ... Three-time district champions ... Regional champion.

2011-12			
Opposition	P	R	A
RUTGERS	3	1	1
UNF	8	2	2
FLA. GULF COAST	8	6	5
at Ole Miss	2	2	4
at Purdue	16	0	2
UMASS	14	4	2
Memphis	7	3	0
at West Virginia	8	2	1
vs. FAU	3	2	4
at Charlotte	8	2	2
APPALACHIAN ST.	11	2	3
UNCG	18	6	3
at Virginia	0	4	0
at North Carolina	3	1	4
CLEMSON	2	1	3
NC STATE	9	1	5
at Georgia Tech	6	0	5
at Boston College	0	2	0
MARYLAND	12	7	2
at Duke	7	3	4
VIRGINIA TECH	14	2	4
at Florida State	5	5	1
NORTH CAROLINA	0	0	2
WAKE FOREST	3	2	3
at Maryland	3	2	3
FLORIDA STATE	13	2	3
at NC State	4	1	2
BOSTON COLLEGE	3	0	0
at Georgia Tech	12	1	3
vs. Florida State	16	8	5
VALPARAISO	12	5	1
MINNESOTA	8	1	2

## CAREER STATISTICS

Season	GP			Min.	Avg.	FG	Total		Pct.	3-Point			Pct.	Free Throws			Pct.	Rebounds				Avg.	PF	FO	Ast.	TO	Blk	Stl	Scoring	
	GP	GS	Min.				FGA	Pct.		FG	FGA	Pct.		FT	FTA	Pct.		Off.	Def.	Tot.	Avg.								Pts.	Avg.
2011-12	32	19	820	25.6	73	203	.360	.323	32	99	.323	60	70	.857	18	62	80	2.5	52	1	81	60	2	50	238	7.4				
2012-13	16	16	578	36.1	72	160	.450	.410	25	61	.410	26	32	.813	7	53	60	3.8	23	0	62	34	2	37	195	12.2				
TOTAL	48	35	1398	29.1	145	363	.399	.356	57	160	.356	86	102	.843	25	115	140	2.9	75	1	143	94	4	87	433	9.0				

## LARKIN 2012-13

Opponent	Date	GS	Min	TOTAL			3-PTS			FREE THROWS			REBOUNDS				PF	FO	A	TO	Blk	Stl	Pts	Avg	
				FG	FGA	Pct	3FG	FGA	Pct	FT	FTA	Pct	Off	Def	Tot	Avg									
STETSON	11-09-12	*	35	5	7	.714	1	3	.333	2	4	.500	0	2	2	2.0	2	0	6	2	0	0	13	13.0	
at FGCU	11-13-12	*	38	5	13	.385	4	9	.444	0	0	.000	0	4	4	3.0	4	0	4	3	0	1	14	13.5	
JACKSONVILLE	11-16-12	*	35	9	13	.692	2	5	.400	7	7	1.000	0	4	4	3.3	2	0	5	4	0	1	27	18.0	
DETROIT	11-24-12	*	37	6	10	.600	1	1	1.000	2	2	1.000	0	3	3	3.3	0	0	3	5	0	2	15	17.3	
MICHIGAN STATE	11-28-12	*	36	5	10	.500	3	4	.750	2	2	1.000	0	1	1	2.8	1	0	2	2	0	4	15	16.8	
at Massachusetts	12-01-12	*	34	5	9	.556	2	3	.667	2	3	.667	1	5	6	3.3	4	0	2	2	0	2	14	16.3	
CHARLOTTE	12-14-12	*	32	4	8	.500	1	2	.500	0	0	.000	1	4	5	3.6	1	0	5	2	1	4	9	15.3	
at UCF	12-18-12	*	36	5	10	.500	1	2	.500	0	0	.000	1	4	5	3.8	2	0	6	2	0	2	11	14.8	
at Hawai'i	12-22-12	*	35	4	10	.400	2	4	.500	2	2	1.000	0	2	2	3.6	0	0	1	1	0	3	12	14.4	
vs Arizona	12-23-12	*	38	4	9	.444	2	6	.333	0	0	.000	1	1	2	3.4	1	0	3	2	0	6	10	14.0	
vs Indiana State	12-25-12	*	41	2	13	.154	0	5	.000	0	0	.000	0	4	4	3.5	0	0	4	1	0	1	4	13.1	
LA SALLE	01-02-13	*	36	6	15	.400	3	6	.500	3	4	.750	0	5	5	3.6	0	0	3	1	0	1	18	13.5	
at Georgia Tech	01-05-13	*	36	2	7	.286	1	3	.333	0	0	.000	1	3	4	3.6	0	0	6	1	0	3	5	12.8	
at North Carolina	01-10-13	*	36	3	7	.429	1	3	.333	4	6	.667	0	3	3	3.6	2	0	1	4	0	2	11	12.7	
MARYLAND	01-13-13	*	37	5	11	.455	0	3	.000	0	0	.000	1	3	4	3.6	0	0	6	0	1	3	10	12.5	
at Boston College	01-16-13	*	36	2	8	.250	1	2	.500	2	2	1.000	1	5	6	3.8	4	0	5	2	0	2	7	12.2	
Totals			16	578	72	160	.450	25	61	.410	26	32	.813	7	53	60	3.8	23	0	62	34	2	37	195	12.2





# TREY McKINNEY JONES #4

Senior | Guard | 6-5 | 220

Milwaukee, Wis. | South Milwaukee | UMKC

- Athletic and consistent player who never gets too high or too low and gives tons of effort
- Has developed a high-percentage 3-point shot after transferring from UMKC to Miami
- 185 test: 19 reps | front squat: 330 | 1-step vertical: 37 | Bench max: 300
- Improved bench max 275 to 300 pounds and vertical jump 30.5 to 32.5 inches in 15 months under strength coach Jim Krumpus
- Green Bay Packers fan
- Born August 27, 1990 ... Son of Dwight Jones, and Luann McKinney & Ed Schmitt ... Brother to Laine, Mariel and Dwight
- Graduated in May 2012 with a degree in marketing ... Will earn his masters in liberal studies in June 2013
- From an athletic family - uncle, Mark Jones, played in NBA for Orlando Magic and professionally overseas, and aunt, Esther Jones, was a national champion in track and field at LSU in 1990 in 100- and 200-meters and an Olympic gold medalist in 1992 as a member of 4x100-meter relay.

## As a Redshirt Junior (2011-12)

Only Came to play in all 33 games

Multiple threes in 14 games

Scored 10 points, grabbed seven rebounds and dished out four assists at Purdue in front of 30+ friends and family who came to watch live in West Lafayette, Ind.

## As a Junior (2010-11)

- After transferring to Miami from UMKC, combo guard sat out 2010-11 season.

## At UMKC as a Freshman (2008-09) and Sophomore (2009-10)

- Played basketball for two seasons at UMKC, appearing in 30 games and starting 25 as a sophomore in 2009-10
- Fourth all-time among UMKC sophomores in free throws made, seventh in points (327) and 10th in scoring average (10.9)
- First half dunk vs. Centenary was "No. 1 Top Play of Day" on ESPN SportCenter's Top-10 plays on Feb. 25
- First career double-double (11 points and 11 rebounds) versus Centenary (2/19)
- Named to Summit League Winter/Spring Academic All-League Team

## High School

First team All-Southeast Conference and honorable mention all-suburban team honoree ... Averaged 15.0 points, 6.0 assists and 5.7 rebounds per game as a senior ... Helped Rockets to first North Division Championship in 22 years ... Scored 545 points and shot 84.8 percent from line over prep career ... 2007 adidas Double Pump Camp All-Star ... Played for Southeast Wisconsin All-Stars ... Wendy's High School Heisman Trophy winner for Wisconsin ... Won back-to-back Wisconsin state triple jump titles in 2007 and '08 ... State runner-up in long jump in 2008, after finishing sixth at state meet as a junior ... Offered track scholarships by Marquette and Minnesota ... Achieved high honors in classroom for having better than a 3.5 grade point average ... Named to honor roll from sophomore through senior years.

2011-12			
Opposition	P	R	A
TENNESSEE TECH	12	4	0
RUTGERS	0	2	0
UNF	7	3	2
FLA. GULF COAST	9	5	2
at Ole Miss	12	9	3
at Purdue	10	7	4
UMASS	10	8	3
Memphis	10	5	1
at West Virginia	2	1	0
vs. FAU	10	3	4
at Charlotte	7	6	2
APPALACHIAN ST.	11	3	3
UNCG	11	2	2
at Virginia	0	3	0
at North Carolina	0	2	2
CLEMSON	12	6	3
NC STATE	0	5	0
at Georgia Tech	0	1	1
at Boston College	9	3	1
MARYLAND	13	5	2
at Duke	2	1	1
VIRGINIA TECH	7	3	0
at Florida State	3	3	1
NORTH CAROLINA	11	3	2
WAKE FOREST	3	3	1
at Maryland	13	2	0
FLORIDA STATE	11	6	0
at NC State	0	0	0
BOSTON COLLEGE	9	2	0
at Georgia Tech	3	2	0
vs. Florida State	8	2	1
VALPARAISO	10	3	3
MINNESOTA	5	2	3

## McKinney Jones UM Career Highs Points

Season: 18, vs. Michigan St. 11/28/12

Career: 18, vs. Michigan St. 11/28/12

## Rebounds

Season: 11, vs. Indiana State 12/25/12

Career: 11, vs. Indiana State 12/25/12

## Assists

Season: 7, vs. Maryland, 1/13/13

Career: 7, vs. Maryland, 1/13/13

## Steals

Season: 3, vs. Jacksonville 11/16/12

Career: 3 (4x) last vs. Jacksonville 11/16/12

## Blocked Shots

Season: 1, vs. La Salle 1/2/13

Career: 1 (3x), last vs. La Salle 1/2/13

## Field Goals

Season: 5 (3x) last vs. vs. La Salle 1/2/13

Career: 5 (5x), last vs. La Salle 1/2/13

## Field Goal Attempts

Season: 11, vs. Maryland, 1/13/13

Career: 11 (2x) last vs. Maryland, 1/13/13

## Free Throws

Season: 7, at Hawai'i 12/22/12

Career: 7, at Hawai'i 12/22/12

## Free Throw Attempts

Season: 7, at Hawai'i 12/22/12

Career: 7, at Hawai'i 12/22/12

## 3-Point Field Goals

Season: 5 vs. Michigan St. 11/28/12

Career: 5 vs. Michigan St. 11/28/12

## 3-Point Field Goal Attempts

Season: 7 vs. Michigan St. 11/28/12

Career: 7 vs. Michigan St. 11/28/12

## Foul Disqualifications

Season: --

Career: 1, at Ole Miss 11/25/11

## Minutes

Season: 44, vs. Indiana State 12/25/12

Career: 44, vs. Indiana State 12/25/12

## STATISTICS AT UMKC

Season	GP	GS	Min.	Avg.	FG	Total FGA	Pct.	3-Point FG	3-Point FGA	Pct.	Free Throws FT	Free Throws FTA	Pct.	Rebounds Off.	Rebounds Def.	Tot.	Avg.	PF	FO	Ast.	TO	Blk	Stl	Pts.	Avg.
2008-09	31	13	581	18.7	40	98	.408	7	33	.212	24	42	.571	15	79	94	3.0	69	2	39	26	1	14	111	3.6
2009-10	30	25	855	28.5	110	231	.476	18	52	.346	89	120	.742	22	92	114	3.8	94	3	60	69	3	19	327	10.9
TOTAL	61	38	1436	23.5	150	329	.456	25	85	.294	113	162	.698	37	171	208	3.4	163	5	99	95	4	33	438	7.2

## STATISTICS AT MIAMI

Season	GP	GS	Min.	Avg.	FG	Total FGA	Pct.	3-Point FG	3-Point FGA	Pct.	Free Throws FT	Free Throws FTA	Pct.	Rebounds Off.	Rebounds Def.	Tot.	Avg.	PF	FO	Ast.	TO	Blk	Stl	Pts.	Avg.
2011-12	33	12	796	24.1	86	184	.467	40	107	.374	18	25	.720	20	95	115	3.5	70	1	47	42	2	22	230	7.0
2012-13	16	14	500	31.3	46	115	.400	24	59	.407	40	47	.851	8	56	64	4.0	30	0	28	20	1	13	156	9.8
TOTAL	49	26	1296	26.4	132	299	.441	64	166	.386	58	72	.806	28	151	179	3.7	100	1	75	62	3	35	386	7.9

## MCKINNEY JONES 2012-13

Opponent	Date	GS	Min	FG	FGA	Pct	3FG	FGA	Pct	FT	FTA	Pct	Off	Def	Tot	Avg	PF	FO	A	TO	Blk	Stl	Pts	Avg	
STETSON	11-09-12	*	36	5	10	.500	1	3	.333	3	3	1.000	1	3	4	4.0	2	0	2	1	0	0	14	14.0	
at FGCU	11-13-12	*	37	3	10	.300	1	6	.167	1	1	1.000	1	1	2	3.0	4	0	1	2	0	2	8	11.0	
JACKSONVILLE	11-16-12	*	38	2	6	.333	1	3	.333	6	6	1.000	0	6	6	4.0	2	0	3	0	0	3	11	11.0	
DETROIT	11-24-12	*	26	4	6	.667	3	5	.600	2	2	1.000	0	4	4	4.0	3	0	2	1	0	1	13	11.5	
MICHIGAN STATE	11-28-12	*	34	5	8	.625	5	7	.714	3	4	.750	1	0	1	3.4	1	0	0	0	0	0	18	12.8	
at Massachusetts	12-01-12	*	35	3	5	.600	1	2	.500	1	2	.500	1	2	3	3.3	4	0	2	2	0	1	8	12.0	
CHARLOTTE	12-14-12	*	26	3	9	.333	0	3	.000	4	4	1.000	0	2	2	3.1	1	0	1	1	0	0	10	11.7	
at UCF	12-18-12	*	31	2	7	.286	2	4	.500	0	0	.000	0	4	4	3.3	2	0	1	1	0	0	6	11.0	
at Hawai'i	12-22-12		24	2	4	.500	0	1	.000	7	7	1.000	0	4	4	3.3	2	0	2	1	0	1	11	11.0	
vs Arizona	12-23-12		19	0	3	.000	0	1	.000	0	1	.000	1	1	2	3.2	1	0	1	0	0	1	0	9.9	
vs Indiana State	12-25-12	*	44	2	6	.333	0	3	.000	2	2	1.000	1	10	11	3.9	2	0	2	4	0	1	6	9.5	
LA SALLE	01-02-13	*	35	5	9	.556	4	5	.800	0	0	.000	1	3	4	3.9	1	0	0	0	1	1	14	9.9	
at Georgia Tech	01-05-13	*	30	3	10	.300	1	4	.250	2	3	.667	1	4	5	4.0	0	0	2	2	0	0	9	9.8	
at North Carolina	01-10-13	*	26	1	5	.200	1	4	.250	2	2	1.000	0	1	1	3.8	1	0	1	5	0	1	5	9.5	
MARYLAND	01-13-13	*	33	3	11	.273	2	5	.400	4	4	1.000	0	8	8	4.1	2	0	7	0	0	1	12	9.7	
at Boston College	01-16-13	*	26	3	6	.500	2	3	.667	3	6	.500	0	3	3	4.0	2	0	1	0	0	0	11	9.8	
Totals			14	500	46	115	.400	24	59	.407	40	47	.851	8	56	64	4.0	30	0	28	20	1	13	156	9.8



# DURAND SCOTT

Senior | Guard | 6-5 | 203

The Bronx, N.Y. | Rice

# #1

## Scott Season / Career Highs

### Points

Season: 20, at Hawai'i 12/22/12

Career: 29, at North Carolina 3/2/10

### Rebounds

Season: 12, vs. Charlotte, 12/14/12

Career: 12 (2x) last vs. Charlotte, 12/14/12

### Assists

Season: 5 (2x) last at UNC 1/10/13

Career: 10, at NC Central 11/14/09

### Steals

Season: 4, vs. Charlotte, 12/14/12

Career: 4 (2x) last vs. Charlotte, 12/14/12

### Blocked Shots

Season: 1, vs. Charlotte, 12/14/12

Career: 2, at Pepperdine 1/3/10

### Field Goals

Season: 8, at Hawai'i 12/22/12

Career: 11 (2x), vs. Maryland 2/01/12

### Field Goal Attempts

Season: 15, at Hawai'i 12/22/12

Career: 17, vs. Minnesota 12/2/09

### Free Throws

Season: 8, vs. La Salle 1/2/13

Career: 16, vs. UMass 12/03/11

### Free Throw Attempts

Season: 9 (2x) last vs. La Salle 1/2/13

Career: 18, vs. UMass 12/03/11

### 3-Point Field Goals

Season: 4, at Hawai'i 12/22/12

Career: 4 (2x) last at Hawai'i 12/22/12

### 3-Point Field Goal Attempts

Season: 8, at Hawai'i 12/22/12

Career: 8, at Hawai'i 12/22/12

### Foul Disqualifications

Season: 1, at Boston College, 1/16/13

Career: 10x - 4-11/12; 4-10/11; 2-09/10

### Minutes

Season: 41, vs. Indiana State 12/25/12

Career: 45, vs. FAU 12/17/11

### ACC Player of the Week - Dec. 17, 2012

### 2011-12 All-ACC Honorable Mention

### 2010 ACC All-Rookie Team, 2010 ACC All-Tournament First Team

### Sporting News ACC All-Rookie Team

### 2010 Four-time ACC Rookie of the Week

- Heart and soul of the Miami Hurricanes with a junkyard dog game
- Very good defender who matches up against opponents' best player
- Uplifting personality makes him popular on campus and with campers
- Slasher to the rim and for short floaters
- Graduates in May 2013 with a degree in liberal arts
- 185 test: 19 reps | front squat: 245 | 1-step vertical: 28 | Bench max: 285
- Improved 185 test 12 to 19 reps and max bench 235 to 285 pounds in 15 months under strength coach Jim Krumpus
- Born Feb. 22, 1990 ... Brother to Alva, Ruschell, Shammet and Lacey
- Of Jamaican descent
- Nickname is "Durand Durand"

### As A Senior (2012-13)

- One of five ACC guards to attend Chris Paul's CP3 Elite Guard Camp in Winston-Salem, N.C. in June.

### As A Junior (2011-12)

- Ranked fifth in scoring and sixth in assists on list of ACC active career statistical leaders
- Declared ineligible by Miami prior to game against FSU on March 9, served a six-game withholding penalty
- Book Buster (3.0 GPA).

### As A Sophomore (2010-11)

- Registered 100 assists for second-straight season, becoming first Cane to do so since John Salmons in 2001-02
- First Hurricane to post back-to-back games with 20-or-more points since 2008-09

### As A Freshman (2009-10)

- First Miami rookie since 2003-04 to score 20 points in multiple games
- Season-high 29 points at North Carolina marked most points by a Miami freshman in over nine years
- Named "Outstanding Defender" at team's 2010 postseason banquet
- Just second freshman and fifth player in UM history to amass 100 points, 100 boards and 100 assists in a single season.

### High School

Ranked fifth in nation among shooting guards by *Scout*, eighth by *Rivals* and 11th by ESPN ... Five-star recruit, also ranked among top 25 overall players by *Scout* ... Selected to play in 2009 Jordan Brand Classic ... As a senior, led Rice High School to State Federation Class 2-A championship, earning tournament MVP honors after scoring 23 points in title game -- including a three-pointer with 14.5 seconds left in regulation to send game into overtime ... As a junior, averaged 12.7 points, 5.4 rebounds, 2.9 assists and 1.6 steals per game en route to a 19-5 record and playoff run ... Shot 89.7 percent from long range (26-29), 63.6 from field and 75.6 from charity stripe ... Over high school career, won two state championships and four city championships ... Coached by Maurice Hicks ... Played AAU basketball for New York Gauchos who finished 2008 season as No. 1 ranked AAU program in New York metropolitan area ... Recruited by many of nation's top basketball programs, including UConn, Pittsburgh, St. John's, Memphis, UCLA, Tennessee and West Virginia.

## CAREER STATISTICS

Season	GP	GS	Min.	Avg.	FG	FGA	Pct.	FG	FGA	Pct.	FT	FTA	Pct.	Off.	Def.	Tot.	Avg.	PF	FO	Ast.	TO	Blk	Stl	Pts.	Avg.
2009-10	33	28	917	27.8	126	277	.455	16	58	.276	71	106	.670	29	102	131	4.0	69	2	113	73	6	41	339	10.3
2010-11	36	35	1182	32.8	162	364	.445	27	69	.391	139	166	.837	42	110	152	4.2	93	4	112	100	4	43	490	13.6
2011-12	30	30	997	33.2	136	300	.453	19	61	.311	97	122	.795	51	111	162	5.4	67	4	93	54	5	31	388	12.9
2012-13	13	13	455	35.0	65	139	.468	13	42	.310	36	51	.706	11	48	59	4.5	26	1	36	26	1	25	179	13.8
TOTAL	112	106	3551	31.7	489	1080	.453	75	230	.326	343	445	.771	133	371	504	4.5	255	11	354	253	16	140	1396	12.5

### SCOTT 2012-13

Opponent	Date	GS	Min	TOTAL			Pct	3PTS			Pct	FREE THROWS			Pct	REBOUNDS				PF	FO	A	TO	Blk	Stl	Pts	Avg
				FG	FGA			3FG	FGA			FT	FTA			Off	Def	Tot	Avg								
STETSON	11-09-12		DNP																								
at FGCU	11-13-12		DNP																								
JACKSONVILLE	11-16-12		DNP																								
DETROIT	11-24-12	*	38	6	9	.667	0	1	.000	3	4	.750	2	3	5	5.0	1	0	3	2	0	2			15	15.0	
MICHIGAN STATE	11-28-12	*	35	6	10	.600	0	0	.000	3	4	.750	3	3	6	5.5	0	0	2	2	0	0			15	15.0	
at Massachusetts	12-01-12	*	37	6	13	.462	0	2	.000	3	4	.750	0	7	7	6.0	1	0	4	1	0	1			15	15.0	
CHARLOTTE	12-14-12	*	33	5	8	.625	2	3	.667	4	6	.667	2	10	12	7.5	2	0	4	2	1	4			16	15.3	
at UCF	12-18-12	*	30	7	11	.636	2	3	.667	1	3	.333	0	4	4	6.8	3	0	4	0	0	1			17	15.6	
at Hawai'i	12-22-12	*	35	8	15	.533	4	8	.500	0	0	.000	0	1	1	5.8	0	0	5	1	0	3			20	16.3	
vs Arizona	12-23-12	*	36	4	11	.364	2	5	.400	5	9	.556	2	2	4	5.6	2	0	1	5	0	3			15	16.1	
vs Indiana State	12-25-12	*	41	4	13	.308	0	3	.000	4	5	.800	0	6	6	5.6	3	0	1	0	0	2			12	15.6	
LA SALLE	01-02-13	*	39	5	10	.500	0	2	.000	8	9	.889	0	4	4	5.4	1	0	0	5	0	0			18	15.9	
at Georgia Tech	01-05-13	*	33	2	7	.286	0	2	.000	0	0	.000	0	0	0	4.9	3	0	4	4	0	2			4	14.7	
at North Carolina	01-10-13	*	38	4	12	.333	2	6	.333	1	2	.500	1	5	6	5.0	2	0	5	1	0	3			11	14.4	
MARYLAND	01-13-13	*	31	3	8	.375	0	3	.000	0	1	.000	0	1	1	4.7	3	0	2	3	0	2			6	13.7	
at Boston College	01-16-13	*	29	5	12	.417	1	4	.250	4	4	1.000	1	2	3	4.5	5	1	1	0	0	2			15	13.8	
Totals			13	455	65	139	.468	13	42	.310	36	51	.706	11	48	59	4.5	26	1	36	26	1	25			179	13.8



# ERIK SWOOPE

Junior | Forward | 6-6 | 233

Lake Elsinore, Calif. | Harvard-Westlake

# #21

- Extremely athletic, incredible physique, bouncy
- Attacks basket with reckless abandon, and has ability to finish plays in traffic
- Plays both the three and four positions
- Studies Dennis Rodman videos to perfect his role as a rebounder and defender
- 185 test: 21 reps | front squat: 335 | 1-step vertical: 33.5 | Bench max: 340
- Improved bench max 275 to 340 pounds, standing vertical jump 27.5 to 32 inches and 185 test 15 to 21 reps in 15 months under strength coach Jim Krumpus
- Last name is pronounced Swoope
- Born May 8, 1992 ... Son of Denise and Gerald Swoope ... Brother to Devin Swoope
- Majoring in economics
- Has been practicing yoga for four years

## As a Sophomore (2011-12)

- Started eight of first 10 games, averaging 4.9 points, 3.4 rebounds in 22.9 minutes per game while shooting 57.9 percent from field
- Played more than 10 minutes in first 10 games, then didn't see more than eight minutes in final 13 outings

## As a Freshman (2010-11)

- 2011 ACC All-Academic Basketball Team

## High School

Named Mission League Most Valuable Player ... *L.A. Daily News* referred to him as "most dominant boys' basketball player" in San Fernando Valley ... Rated as No. 41 power forward by ESPN ... As a senior, averaged 21.8 points, 8.9 rebounds, 1.6 assists and 1.5 blocks per game, converting 74 percent from field and 71 percent from foul line ... Registered 16 games of 20-or-more points, including eight games with 30-plus points ... Picked up 12 double-doubles as a senior, including a 30-point, 21-rebound effort against South Hills ... Turned in a season-best 40 points on 14-of-17 shooting from field - adding a 12-of-13 touch at charity stripe - in a win over Notre Dame Prep ... Collected three-straight games of 30 points against Palos Verdes, South Hills and Calabasas ... As a sophomore, helped team to runner-up title of Mission League ... Selected as an *ESPN Rise* California State Stat Star of Week (Feb. 11, 2010) ... Coached by Greg Hilliard ... Played AAU basketball for Pump N' Run Elite ... Attended same high school that produced NBA players Jason Collins (Atlanta Hawks) and Jarron Collins (Phoenix Suns).

2009-10			
Opposition	P	R	A
Jacksonville	0	0	0
at Memphis	1	0	0
N.C. Central	4	6	1
at Rutgers	0	0	0
McNeese St.	0	0	0
at FGCU	0	1	0
UCF	0	0	0
Oral Roberts	0	0	0
Rice	4	1	1
Akron	3	3	0
Pepperdine	13	4	1
at Duke	6	2	0
at Clemson	0	2	1
BC	4	1	0
Florida St.	5	2	1
at NC State	0	0	0
UNC	0	0	0
at Virginia Tech	0	0	0
Georgia Tech	0	1	0
Virginia	0	1	0
at Wake Forest	0	1	0
Duke	0	0	0
at UNC	0	1	0
at Florida St.	0	1	0
at Georgia Tech	0	2	0
Virginia	0	0	0
FAU	0	0	0
Missouri St.	0	0	0
at Alabama	0	0	0

2011-12			
Opposition	P	R	A
TENNESSEE TECH	11	6	1
RUTGERS	6	8	1
UNF	8	3	1
FLA. GULF COAST	4	3	0
at Ole Miss	6	3	0
at Purdue	4	1	1
UMASS	6	2	1
Memphis	2	4	0
at West Virginia	0	3	2
vs. FAU	2	1	0
at Charlotte	0	1	0
APPALACHIAN ST.	2	0	0
UNCG	0	0	0
at North Carolina	0	0	0
NC STATE	1	0	0
at Boston College	0	0	0
MARYLAND	0	2	0
VIRGINIA TECH	0	0	0
WAKE FOREST	0	0	0
BOSTON COLLEGE	0	2	0
at Georgia Tech	0	0	0
vs. Florida State	0	0	0
MINNESOTA	2	1	0

## Swoope Season / Career Highs

### Points

Season: 7, vs. Jacksonville 11/16/12

Career: 13, vs. Pepperdine 12/30/10

### Rebounds

Season: 4 (3x) last at Boston College, 1/16/13

Career: 6, vs. NC Central 11/19/10

### Assists

Season: 1 (2x) last vs. La Salle 1/2/13

Career: 2, at West Virginia 12/10/11

### Steals

Season: 2, vs. Jacksonville 11/16/12

Career: 3 (3x), last vs. Rutgers 11/15/11

### Blocked Shots

Season: --

Career: 2 (2x), last vs. UNF 11/19/11

### Field Goals

Season: 2, vs. Jacksonville 11/16/12

Career: 4, vs. Pepperdine 12/30/10

### Field Goal Attempts

Season: 4, vs. Charlotte, 12/14/12

Career: 8, at Duke 1/2/11

### Free Throws

Season: 2, vs. La Salle 1/2/13

Career: 5, vs. Pepperdine 12/30/10

### Free Throw Attempts

Season: 4 (2x) last vs. La Salle 1/2/13

Career: 7, vs. Pepperdine 12/30/10

### 3-Point Field Goals

Season: 1, at UCF 12/18/12

Career: 1, at UCF 12/18/12

### 3-Point Field Goal Attempts

Season: 1, at UCF 12/18/12

Career: 1 (3x), last at UCF 12/18/12

### Foul Disqualifications

Season: --

Career: 3 - 1 in 2010-11; 2 in 2011-12

### Minutes

Season: 23, vs. La Salle 1/2/13

Career: 36, at Ole Miss 11/25/11


## CAREER STATISTICS

Season	GP	GS	Min.	Avg.	FG	FGA	Pct.	FG	FGA	Pct.	FT	FTA	Pct.	Off.	Def.	Tot.	Avg.	PF	FO	Ast.	TO	Blk	Stl	Pts.	Avg.
2010-11	29	9	189	6.5	11	25	.440	0	0	.000	18	30	.600	12	17	29	1.0	26	1	5	7	2	13	40	1.4
2011-12	23	8	269	11.7	23	46	.500	0	2	.000	8	17	.471	20	20	40	1.7	46	2	7	8	10	9	54	2.3
2012-13	12	0	86	7.2	7	11	.636	1	1	1.000	3	12	.250	7	9	16	1.3	6	0	2	2	1	3	18	1.5
TOTAL	64	17	544	8.5	41	82	.500	1	3	.333	29	59	.492	39	46	85	1.3	78	3	14	17	13	25	112	1.8

## SWOOPE 2012-13

Opponent	Date	GS	Min	FG	FGA	Pct	3FG	FGA	Pct	FT	FTA	Pct	Off	Def	Tot	Avg	PF	FO	A	TO	Blk	Stl	Pts	Avg	
STETSON	11-09-12		0+	0	0	.000	0	0	.000	0	0	.000	0	0	0	0.0	0	0	0	0	0	0	0	0.0	
at FGCU	11-13-12		0+	0	0	.000	0	0	.000	0	0	.000	0	0	0	0.0	0	0	0	0	0	0	0	0.0	
JACKSONVILLE	11-16-12		16	3	3	1.000	0	0	.000	1	4	.250	1	1	2	0.7	0	0	1	0	0	2	7	2.3	
DETROIT	11-24-12		5	0	0	.000	0	0	.000	0	0	.000	0	1	1	0.8	0	0	0	0	0	0	0	1.8	
MICHIGAN STATE	11-28-12		DNP																						
at UMass	12-01-12		DNP																						
CHARLOTTE	12-14-12		7	2	4	.500	0	0	.000	0	0	.000	3	1	4	1.4	0	0	0	0	0	0	4	2.2	
at UCF	12-18-12		9	1	1	1.000	1	1	1.000	0	0	.000	0	0	0	1.2	0	0	0	0	1	0	3	2.3	
at Hawai'i	12-22-12		4	0	0	.000	0	0	.000	0	2	.000	0	0	0	1.0	2	0	0	1	0	0	0	2.0	
vs Arizona	12-23-12		6	0	0	.000	0	0	.000	0	0	.000	0	0	0	0.9	1	0	0	0	0	1	0	1.8	
vs Indiana State	12-25-12		DNP																						
LA SALLE	01-02-13		23	1	1	1.000	0	0	.000	2	4	.500	2	2	4	1.2	2	0	1	1	0	0	4	2.0	
at Georgia Tech	01-05-13		2	0	0	.000	0	0	.000	0	2	.000	0	1	1	1.2	0	0	0	0	0	0	0	1.8	
at North Carolina	01-10-13		DNP																						
MARYLAND	01-13-13		4	0	1	.000	0	0	.000	0	0	.000	0	0	0	1.1	1	0	0	0	0	0	0	1.6	
at Boston College	01-16-13		10	0	1	.000	0	0	.000	0	0	.000	1	3	4	1.3	0	0	0	0	0	0	0	1.5	
Totals			0	86	7	11	.636	1	1	1.000	3	12	.250	7	9	16	1.3	6	0	2	2	1	3	18	1.5





# JUSTIN HELLER

Junior | Guard | 6-2 | 180

Boca Raton, Fla. | West Boca Raton Community

# #12

## Heller Season / Career Highs

### Points

Career: 2, vs. Charlotte, 12/14/12

### Rebounds

Career: 3, vs. Charlotte, 12/14/12

### Assists

Career: 1, at UCF 12/18/12

### Steals

Career: --

### Blocked Shots

Career: --

### Field Goals

Career: 1, vs. Charlotte, 12/14/12

### Field Goal Attempts

Career: 1 (3x), last vs. Charlotte, 12/14/12

### Free Throws

Career: --

### Free Throw Attempts

Career: 2, vs. Charlotte, 12/14/12

### 3-Point Field Goals

Career: --

### 3-Point Field Goal Attempts

Career: 1, vs. Boston College 3/3/12

### Minutes

Career: 3, vs. Charlotte, 12/14/12

2011-12			
Opposition	P	R	A
at Charlotte	0	0	0
APPALACHIAN ST.	0	2	0
at Boston College	0	0	0
VIRGINIA TECH	0	0	0
WAKE FOREST	0	0	0
BOSTON COLLEGE	0	0	0
MINNESOTA	0	0	0

**As a Sophomore (2011-12):** Played in seven games, including four ACC matchups ... Attempted two shots, including one three pointer ... Grabbed a pair of defensive rebounds ... Season highs include one field goal attempt against Boston College and Wake Forest, one three-point attempt vs. Boston College, two rebounds against Appalachian State and two minutes vs. Appalachian State ... Book Buster (3.0 GPA) ... Athletics Director Honor Roll (3.2 GPA).

**As a Freshman (2010-11):** Walked onto team ... Practiced, but did not see any game time.

**High School:** After transferring to West Boca, played one year of varsity basketball for the Bulls ... Among top 30 three-point scorers in Palm Beach County in 2009-10 ... Bulls were only team to beat powerhouse Dwyer, the top-ranked high school in county, with 82-73 victory.

**Personal:** Born on Dec. 26, 1991 ... Son of Neal Heller and Liz Heller ... Brother to Anthony Anderson ... Majoring in finance, with aspirations of becoming a CEO ... Recruited by American and North Florida ... Nickname is J-Hell.

## CAREER STATISTICS

Season	GP	GS	Min.	Avg.	Total		3-Point			Free Throws			Rebounds				Scoring							
					FG	Pct.	FG	FGA	Pct.	FT	FTA	Pct.	Off.	Def.	Tot.	Avg.	PF	FO	Ast.	TO	Blk	Stl	Pts.	Avg.
2011-12	7	0	4	0.6	0	.000	0	1	.000	0	0	.000	0	2	2	0.3	0	0	0	1	0	0	0	0.0
2012-13	4	0	5	1.3	1	1.000	0	0	.000	0	2	.000	0	3	3	0.8	0	0	1	0	0	0	2	0.5
TOTAL	11	0	9	0.8	1	.333	0	1	.000	0	2	.000	0	5	5	0.5	0	0	1	1	0	0	2	0.2

## HELLER 2012-13

Opponent	Date	GS	Min	FG	FGA	Pct	3FG	FGA	Pct	FT	FTA	Pct	Off	Def	Tot	Avg	PF	FO	A	TO	Blk	Stl	Pts	Avg
JACKSONVILLE	11-16-12	0	0	0	.000	0	0	.000	0	0	.000	0	0	0	0	0.0	0	0	0	0	0	0	0	0.0
CHARLOTTE	12-14-12	3	1	1	1.000	0	0	.000	0	2	.000	0	3	3	1.5	0	0	0	0	0	0	0	2	1.0
at UCF	12-18-12	1	0	0	.000	0	0	.000	0	0	.000	0	0	0	0	1.0	0	0	1	0	0	0	0	0.7
at Hawai'i	12-22-12	1	0	0	.000	0	0	.000	0	0	.000	0	0	0	0	0.8	0	0	0	0	0	0	0	0.5
Totals		0	5	1	1.000	0	0	.000	0	2	.000	0	3	3	0.8	0	0	1	0	0	0	0	2	0.5



# STEVE SORENSON

Freshman | Guard | 6-0 | 151

Dallas, Texas | Mark's School of Texas

# #3

## Sorenson Career Highs

### Points

Career: --

### Rebounds

Career: --

### Assists

Career: --

### Steals

Career: --

### Blocked Shots

Career: --

### Field Goals

Career: --

### Field Goal Attempts

Career: --

### Free Throws

Career: --

### Free Throw Attempts

Career: 1, at Hawai'i 12/22/12

### 3-Point Field Goals

Career: --

### 3-Point Field Goal Attempts

Career: --

### Minutes

Career: 3, vs. Charlotte, 12/14/12

**High School:** Named all-state by Texas Association of Basketball Coaches as a senior ... TABC academic all-state ... Two-time All-Southwest Preparatory Conference ... Trinity Valley Christian all-tournament team twice ... Team captain both junior and senior seasons ... Averaged 18 points, six assists, three rebounds, two steals in senior campaign ... Shot 50 percent from both field and distance in final season ... Team leadership award ... Invited to TABC all-star game and 2012 Showboat Classic ... Team MVP ... Notched 12 points, five assists, four rebounds and two steals per game sophomore season ... Shot 50 percent from field and 49 percent from three ... Most improved player sophomore season ... Three-year letterwinner ... Honor roll all four years.

**Personal:** Full name is Steven Lewis Sorenson, goes by Steve ... Born Dec. 30, 1993 in St. Louis, Mo. ... Son of Skip and Yvonne ... Brother to Erik, who was a walk-on with Virginia Tech basketball team from 2010-12 ... Played AAU ball for Dallas Heroes ... Majoring in business.

## CAREER STATISTICS

Season	GP	GS	Min.	Avg.	Total		3-Point			Free Throws			Rebounds				Scoring							
					FG	Pct.	FG	FGA	Pct.	FT	FTA	Pct.	Off.	Def.	Tot.	Avg.	PF	FO	Ast.	TO	Blk	Stl	Pts.	Avg.
2012-13	3	0	4	1.3	0	.000	0	0	.000	0	1	.000	0	0	0	0.0	0	0	0	0	0	0	0	0.0

## SORENSEN 2012-13

Opponent	Date	GS	Min	TOTAL			3-PTS			FREE THROWS			REBOUNDS				Scoring							
				FG	FGA	Pct	3FG	FGA	Pct	FT	FTA	Pct	Off	Def	Tot	Avg	PF	FO	A	TO	Blk	Stl	Pts	Avg
JACKSONVILLE	11-16-12	0	0	0	.000	0	0	.000	0	0	.000	0	0	0	0.0	0	0	0	0	0	0	0.0		
CHARLOTTE	12-14-12	3	0	0	.000	0	0	.000	0	0	.000	0	0	0	0.0	0	0	0	0	0	0	0.0		
at Hawai'i	12-22-12	1	0	0	.000	0	0	.000	0	1	.000	0	0	0	0.0	0	0	0	0	0	0	0.0		
Totals		0	4	0	.000	0	0	.000	0	1	.000	0	0	0	0.0	0	0	0	0	0	0	0.0		



**2012-13 Miami Men's Basketball**  
**University of Miami Combined Team Statistics (as of Jan 20, 2013)**  
**All games**

<b>RECORD:</b>	<b>OVERALL</b>	<b>HOME</b>	<b>AWAY</b>	<b>NEUTRAL</b>
ALL GAMES	13-3	7-0	6-1	0-2
CONFERENCE	4-0	1-0	3-0	0-0
NON-CONFERENCE	9-3	6-0	3-1	0-2

#	Player	gp-gs	min	avg	Total		3-Point		F-Throw		Rebounds				pf	dq	a	to	blk	stl	pts	avg
					fg-fga	fg%	3fg-fga	3fg%	ft-fga	ft%	off	def	tot	avg								
01	Durand Scott	13-13	455	35.0	65-139	.468	13-42	.310	36-51	.706	11	48	59	4.5	26	1	36	26	1	25	179	13.8
42	Reggie Johnson	7-6	198	28.3	26-61	.426	1-6	.167	35-49	.714	22	49	71	10.1	15	0	8	17	13	3	88	12.6
35	Kenny Kadji	16-16	498	31.1	73-164	.445	20-60	.333	35-56	.625	27	90	117	7.3	40	0	19	33	26	9	201	12.6
00	Shane Larkin	16-16	578	36.1	72-160	.450	25-61	.410	26-32	.813	7	53	60	3.8	23	0	62	34	2	37	195	12.2
04	Trey McKinney Jones	16-14	500	31.3	46-115	.400	24-59	.407	40-47	.851	8	56	64	4.0	30	0	28	20	1	13	156	9.8
45	Julian Gamble	16-10	320	20.0	44-81	.543	0-0	.000	17-35	.486	30	44	74	4.6	34	2	2	15	23	7	105	6.6
15	Rion Brown	16-5	381	23.8	37-104	.356	13-60	.217	12-20	.600	9	20	29	1.8	17	0	15	9	2	8	99	6.2
02	Bishop Daniels	3-0	50	16.7	5-11	.455	3-3	1.000	2-2	1.000	1	2	3	1.0	5	0	3	4	0	6	15	5.0
21	Erik Swoope	12-0	86	7.2	7-11	.636	1-1	1.000	3-12	.250	7	9	16	1.3	6	0	2	2	1	3	18	1.5
10	Raphael Akpejori	10-0	64	6.4	5-12	.417	0-0	.000	1-3	.333	6	11	17	1.7	6	0	0	2	3	2	11	1.1
23	Tonye Jekiri	14-0	86	6.1	2-6	.333	0-0	.000	4-7	.571	9	8	17	1.2	15	0	2	4	4	3	8	0.6
12	Justin Heller	4-0	5	1.3	1-1	1.000	0-0	.000	0-2	.000	0	3	3	0.8	0	0	1	0	0	0	2	0.5
03	Steve Sorenson	3-0	4	1.3	0-0	.000	0-0	.000	0-1	.000	0	0	0	0.0	0	0	0	0	0	0	0	0.0
Team											17	28	45					6				
Total.....		16	3225		383-865	.443	100-292	.342	211-317	.666	154	421	575	35.9	217	3	178	172	76	116	1077	67.3
Opponents.....		16	3225		339-903	.375	103-331	.311	154-239	.644	178	383	561	35.1	281	6	180	204	44	87	935	58.4

<b>TEAM STATISTICS</b>	<b>UM</b>	<b>OPP</b>
SCORING	1077	935
Points per game	67.3	58.4
Scoring margin	+8.9	-
FIELD GOALS-ATT	383-865	339-903
Field goal pct	.443	.375
3 POINT FG-ATT	100-292	103-331
3-point FG pct	.342	.311
3-pt FG made per game	6.3	6.4
FREE THROWS-ATT	211-317	154-239
Free throw pct	.666	.644
F-Throws made per game	13.2	9.6
REBOUNDS	575	561
Rebounds per game	35.9	35.1
Rebounding margin	+0.9	-
ASSISTS	178	180
Assists per game	11.1	11.3
TURNOVERS	172	204
Turnovers per game	10.8	12.8
Turnover margin	+2.0	-
Assist/turnover ratio	1.0	0.9
STEALS	116	87
Steals per game	7.3	5.4
BLOCKS	76	44
Blocks per game	4.8	2.8
ATTENDANCE	27375	69697
Home games-Avg/Game	7-3911	7-8088
Neutral site-Avg/Game	-	2-6539

<b>Date</b>	<b>Opponent</b>		<b>Score</b>	<b>Att.</b>
11-09-12	STETSON	w	87-79	3160
11-13-12	at Florida Gulf Coast	L	51-63	4552
11-16-12	JACKSONVILLE	w	73-57	3135
11-24-12	DETROIT	w	77-62	2946
! 11-28-12	MICHIGAN STATE	w	67-59	5791
12-01-12	at Massachusetts	w	75-62	7004
12-14-12	CHARLOTTE	w	77-46	3275
12-18-12	at UCF	w	72-50	5189
& 12-22-12	at Hawai i	w	73-58	8120
& 12-23-12	vs Arizona	L	50-69	6564
& 12-25-12	vs Indiana State	Lot	55-57	6514
01-02-13	LA SALLE	w	76-59	3259
* 01-05-13	at Georgia Tech	w	62-49	7614
* 01-10-13	at North Carolina	w	68-59	20516
* 01-13-13	MARYLAND	w	54-47	5809
* 01-16-13	at Boston College	w	60-59	3624

! = ACC / Big Ten Challenge

& = Hawaiian Airlines Diamond Head Classic | Honolulu, Hawaii

\* = Conference game

<b>Score by Periods</b>	<b>1st</b>	<b>2nd</b>	<b>OT</b>	<b>Totals</b>
University of Miami	456	615	6	1077
Opponents	431	496	8	935



**2012-13 Miami Men's Basketball**  
**University of Miami Combined Team Statistics (as of Jan 20, 2013)**  
**Conference games**

<b>RECORD:</b>	<b>OVERALL</b>	<b>HOME</b>	<b>AWAY</b>	<b>NEUTRAL</b>
ALL GAMES	4-0	1-0	3-0	0-0
CONFERENCE	4-0	1-0	3-0	0-0
NON-CONFERENCE	0-0	0-0	0-0	0-0

#	Player	gp-gs	min	avg	Total		3-Point		F-Throw		Rebounds						a	to	blk	stl	pts	avg
					fg-fga	fg%	3fg-fga	3fg%	ft-fa	ft%	off	def	tot	avg	pf	dq						
35	Kenny Kadji	4-4	133	33.2	21-45	.467	8-19	.421	7-17	.412	6	27	33	8.3	7	0	3	8	8	1	57	14.3
04	Trey McKinney Jones	4-4	115	28.8	10-32	.313	6-16	.375	11-15	.733	1	16	17	4.3	5	0	11	7	0	2	37	9.3
01	Durand Scott	4-4	131	32.8	14-39	.359	3-15	.200	5-7	.714	2	8	10	2.5	13	1	12	8	0	9	36	9.0
15	Rion Brown	4-0	90	22.5	14-31	.452	8-22	.364	0-0	.000	1	4	5	1.3	3	0	1	1	0	2	36	9.0
45	Julian Gamble	4-4	108	27.0	16-30	.533	0-0	.000	3-6	.500	10	17	27	6.8	16	1	1	5	10	2	35	8.8
00	Shane Larkin	4-4	145	36.2	12-33	.364	3-11	.273	6-8	.750	3	14	17	4.3	6	0	18	7	1	10	33	8.3
10	Raphael Akpejori	4-0	39	9.8	3-8	.375	0-0	.000	0-0	.000	3	7	10	2.5	5	0	0	1	1	2	6	1.5
23	Tonye Jekiri	4-0	23	5.8	1-2	.500	0-0	.000	2-2	1.000	5	3	8	2.0	2	0	1	2	1	1	4	1.0
21	Erik Swoope	3-0	16	5.3	0-2	.000	0-0	.000	0-2	.000	1	4	5	1.7	1	0	0	0	0	0	0	0.0
Team											5	11	16									
Total.....		4	800		91-222	.410	28-83	.337	34-57	.596	37	111	148	37.0	58	2	47	39	21	29	244	61.0
Opponents.....		4	800		79-215	.367	22-70	.314	34-59	.576	37	104	141	35.2	57	0	44	48	14	23	214	53.5

<b>TEAM STATISTICS</b>	<b>UM</b>	<b>OPP</b>
SCORING	244	214
Points per game	61.0	53.5
Scoring margin	+7.5	-
FIELD GOALS-ATT	91-222	79-215
Field goal pct	.410	.367
3 POINT FG-ATT	28-83	22-70
3-point FG pct	.337	.314
3-pt FG made per game	7.0	5.5
FREE THROWS-ATT	34-57	34-59
Free throw pct	.596	.576
F-Throws made per game	8.5	8.5
REBOUNDS	148	141
Rebounds per game	37.0	35.2
Rebounding margin	+1.8	-
ASSISTS	47	44
Assists per game	11.8	11.0
TURNOVERS	39	48
Turnovers per game	9.8	12.0
Turnover margin	+2.3	-
Assist/turnover ratio	1.2	0.9
STEALS	29	23
Steals per game	7.3	5.8
BLOCKS	21	14
Blocks per game	5.3	3.5
ATTENDANCE	5809	31754
Home games-Avg/Game	1-5809	3-10585
Neutral site-Avg/Game	-	0-0

<b>Date</b>	<b>Opponent</b>		<b>Score</b>	<b>Att.</b>
* 01-05-13	at Georgia Tech	w	62-49	7614
* 01-10-13	at North Carolina	w	68-59	20516
* 01-13-13	MARYLAND	w	54-47	5809
* 01-16-13	at Boston College	w	60-59	3624

! = ACC / Big Ten Challenge

& = Hawaiian Airlines Diamond Head Classic | Honolulu, Hawaii

\* = Conference game

<b>Score by Periods</b>	<b>1st</b>	<b>2nd</b>	<b>Totals</b>
University of Miami	108	136	244
Opponents	97	117	214