
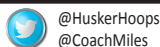


N NEBRASKA BASKETBALL

2015-16 GAME NOTES



HUSKERS LOOK TO SLOW NO. 21 MIAMI

MATCHUP

NEBRASKA CORNHUSKERS

2015-16 Record: 5-2

Head coach: Tim Miles

Record at Nebraska: 52-51 (4th year)

Career Record: 335-271 (21st year)

NO. 21/21 MIAMI HURRICANES

2015-16 Record: 5-1

Head coach: Jim Larrañaga

Record at Miami: 96-50 (5th year)

Career Record: 566-384 (32nd year)

BROADCAST INFO

Television: ESPN

Play-by-play: Adam Amin

Expert Analysis: Craig Robinson

Online: ESPN3.com and WatchESPN.com

Radio: IMG Husker Sports Radio Network, including KLIN (1400 AM) in Lincoln, KXSP (590 AM) in Omaha and KRVN (880 AM) in Lexington.

Play-by-play: Kent Pavelka

Expert Analysis: Matt Davison

Also available online at Huskers.com, on the Huskers App and Tuneln Radio

After playing seven games in a 15-day span, the Nebraska basketball team is back at Pinnacle Bank Arena Tuesday evening, as the Huskers return home to face the No. 21/21 Miami Hurricanes (AP/Coaches) in the Big Ten/ACC Challenge.

Tipoff is set for 8:05 p.m. and the game will be televised nationally on ESPN and carried across Nebraska on the Husker Sports Network, including KLIN 1400 AM in Lincoln and KXSP 590 AM in Omaha. It is also available on the WatchESPN app.

As of Monday morning, a very limited amount of tickets were available for Tuesday's matchup by visiting Huskers.com or calling Nebraska Athletics Development and Ticketing at 800-8-BIGRED or at the Pinnacle Bank Arena box office beginning at 6:30 p.m. on Tuesday.

The Huskers are 5-2 on the season following an 82-71 win over Tennessee on Saturday afternoon in the third-place game at the Barclays Center Classic. Junior guard Tai Webster led five Huskers in double figures with 18 points, while Nebraska held the Volunteers to 36 percent shooting from the floor.

Webster has played some of the best basketball of his career over the last four games, averaging 14.0 points on 57 percent shooting and 5.3 rebounds per game. His development has helped provide a third scoring option to go with Andrew White III and Shavon Shields, who combine for over 28 points per game.

Tuesday begins a stretch where the Huskers will spend the next month in Nebraska, as the only road game in the stretch is a Dec. 9 tilt in Omaha against Creighton.

The Hurricanes are 5-1 on the season and look to rebound from a last second 78-77 loss to Northeastern on Friday night. Miami had won its first five games by double figures, including wins over nationally ranked Utah and Butler to win the Puerto Rico Tipoff two weeks ago. Miami, which won 25 games and reached the NIT Finals in 2015, has four players averaging double figures, led by Sheldon McClellan's 17.5 points per game.

OPENING NUMBER

19.5

Tai Webster's scoring average during the Barclays Center Classic. Webster had averaged 5.2 points per game during NU's first five contests.



2015-16 NEBRASKA CORNHUSKERS

No	Name	Pos.	Ht.	Wt.	Yr.	Hometown	GP/GS	MPG	PPG	RPG	APG
• 0	Tai Webster	G	6-4	196	Jr.	Auckland, New Zealand	7/7	26.1	9.3	4.3	2.0
1	Anton Gill	G	6-3	191	Jr.	Raleigh, N.C.	Sitting out 2015-16 season				
• 3	Andrew White III	G	6-7	216	Jr.	Richmond, Va.	7/7	23.3	14.9	4.4	0.1
4	Johnny Trueblood	G	6-4	195	Fr.	Omaha, Neb.	4/0	3.8	1.0	0.3	0.5
5	Glynn Watson Jr.	G	6-0	165	Fr.	Bellwood, Ill.	7/0	20.9	8.6	2.0	2.7
10	Jack McVeigh	G/F	6-8	210	Fr.	Cabarita Beach, NSW, Australia	7/0	18.7	7.4	3.7	1.1
11	Bakari Evelyn	G	6-2	178	Fr.	Detroit, Mich.	5/0	7.4	3.0	1.0	0.6
12	Michael Jacobson	F	6-8	222	Fr.	Waukee, Iowa	7/0	10.3	4.3	3.6	0.1
15	Malcolm Laws	G	6-1	190	So.	Orlando, Fla.	3/0	3.7	0.3	0.3	0.0
20	Tanner Borchardt	F	6-8	274	Fr.	Gothenburg, Neb.	3/0	4.7	1.3	0.7	0.0
23	Nick Fuller	G/F	6-7	204	So.	Sun Prairie, Wis.	7/0	8.3	2.1	2.1	0.3
• 24	Jake Hammond	F	6-10	235	So.	Comanche, Okla.	7/7	16.0	5.3	5.1	0.1
30	Ed Morrow Jr.	F	6-7	225	Fr.	Chicago, Ill.	7/0	15.9	4.1	4.3	0.3
• 31	Shavon Shields	G/F	6-7	225	Sr.	Olathe, Kan.	7/7	24.7	13.4	5.3	3.1

••Probable Starters

GAME 8: MIAMI

8

MIAMI

Date: Tuesday, Dec. 1
Time: 8:05 p.m.
Location: Pinnacle Bank Arena
Tickets: Huskers.com/Tickets

MEDIA INFO

TV: ESPN
Radio: Husker Sports Network
Internet: WatchESPN
Live Stats: Huskers.com

2015-16 SCHEDULE (5-2, 0-0 B1G)

	MISSISSIPPI VALLEY STATE Nov. 14 / Pinnacle Bank Arena / W, 97-51	TV: None Internet: BTN Plus
	@ NO. 11 VILLANOVA Nov. 17 / Philadelphia, Pa / L, 63-87	TV: FS1 Internet: Fox Sports Go
	DELAWARE STATE Nov. 19 / Pinnacle Bank Arena / W, 75-60	TV: None Internet: BTN Plus
	SOUTHEASTERN LOUISIANA Nov. 22 / Pinnacle Bank Arena / W, 92-65	TV: BTN Internet: BTN2Go
	ARKANSAS PINE BLUFF Nov. 24 / Pinnacle Bank Arena / W, 67-44	TV: None Internet: BTN Plus
	VS. NO. 24 CINCINNATI Nov. 27 / Brooklyn, N.Y. / L, 61-65	TV: American Sports Network Internet: None
	VS. TENNESSEE Nov. 28 / Brooklyn, N.Y. / W, 82-71	TV: None Internet: None
	MIAMI Dec. 1 / Pinnacle Bank Arena / 8 p.m.	TV: ESPN Internet: WatchESPN
	ABILENE CHRISTIAN Dec. 5 / Pinnacle Bank Arena / 1 p.m.	TV: None Internet: BTN Plus
	@ CREIGHTON Dec. 9 / Omaha, Neb. / 7 p.m.	TV: CBS Sports Network Internet: None
	RHODE ISLAND Dec. 13 / Pinnacle Bank Arena / 1 p.m.	TV: None Internet: ESPN3/WatchESPN
	SAMFORD Dec. 20 / Pinnacle Bank Arena / 6 p.m.	TV: BTN Internet: BTN2Go
	PRAIRIE VIEW A&M Dec. 22 / Pinnacle Bank Arena / 7 p.m.	TV: None Internet: BTN Plus
	NORTHWESTERN Dec. 30 / Pinnacle Bank Arena / 3 p.m.	TV: ESPN Internet: WatchESPN
	INDIANA Jan. 2 / Pinnacle Bank Arena / 3 p.m.	TV: BTN Internet: BTN2GO
	@ IOWA Jan. 5 / Iowa City, Iowa / 8 p.m.	TV: BTN Internet: BTN2GO
	@ RUTGERS Jan. 9 / Piscataway, N.J. / 4 p.m. (CT)	TV: ESPN Internet: WatchESPN
	MINNESOTA Jan. 12 / Pinnacle Bank Arena / 8 p.m.	TV: BTN Internet: BTN2GO
	@ ILLINOIS Jan. 16 / Champaign, Ill. / 1:30 p.m.	TV: BTN Internet: BTN2Go
	@ MICHIGAN STATE Jan. 20 / East Lansing, Mich. / 5:30 p.m. (CT)	TV: BTN Internet: BTN2Go
	MICHIGAN Jan. 23 / Pinnacle Bank Arena / 1 p.m.	TV: ESPN or ESPN2 Internet: WatchESPN
	@ PURDUE Jan. 30 / West Lafayette, Ind. / 3:30 p.m. (CT)	TV: BTN Internet: BTN2Go
	MARYLAND Feb. 3 / Pinnacle Bank Arena / 7 p.m.	TV: BTN Internet: BTN2Go
	RUTGERS Feb. 6 / Pinnacle Bank Arena / 1 p.m.	TV: ESPN Internet: WatchESPN
	@ WISCONSIN Feb. 10 / Madison, Wis. / 6 p.m.	TV: BTN Internet: BTN2Go
	PENN STATE Feb. 13 / Pinnacle Bank Arena / 5 p.m.	TV: ESPN Internet: WatchESPN
	@ INDIANA Feb. 17 / Bloomington, Ind. / 7:30 p.m. (CT)	TV: BTN Internet: BTN2Go
	OHIO STATE Feb. 20 or 21 / Pinnacle Bank Arena / TBA	TV: TBA Internet: TBA
	@ PENN STATE Feb. 25 / State College, Pa. / 5 p.m. (CT)	TV: ESPN Internet: WatchESPN
	PURDUE March 1 / Pinnacle Bank Arena / 7 p.m.	TV: BTN Internet: BTN2Go
	@ NORTHWESTERN March 6 / Evanston, Ill. / 1 p.m.	TV: BTN Internet: BTN2Go
	BIG TEN TOURNAMENT March 9-13 / Indianapolis, Ind.	TV: TBA Internet: TBA
	NCAA TOURNAMENT March 15-April 4	TV: TBA Internet: TBA

2015-16 NEBRASKA CORNHUSKERS

No.	VL	Name	Pos.	Ht.	Wt.	Yr.	Hometown (Previous School)
0	**	Tai Webster	G	6-4	196	Jr.	Auckland, New Zealand (Westlake Boys)
1		Anton Gill ^	G	6-3	191	Jr.	Raleigh, N.C. (Louisville)
3		Andrew White III	G	6-7	216	Jr.	Richmond, Va. (Kansas)
4		Johnny Trueblood	G	6-4	195	Fr.	Omaha, Neb. (Elkhorn South)
5		Glynn Watson Jr.	G	6-0	165	Fr.	Bellwood, Ill. (St. Joseph)
10		Jack McVeigh	G/F	6-8	210	Fr.	Cabarita Beach, NSW, Australia (AIS)
11		Bakari Evelyn	G	6-2	178	Fr.	Detroit, Mich. (Gilbert Christian/Hillcrest Academy)
12		Michael Jacobson	F	6-8	222	Fr.	Waukegan, Iowa (Waukegan)
15		Malcolm Laws	G	6-1	190	So.	Orlando, Fla. (Florida Atlantic)
20		Tanner Borchardt	F	6-8	274	Fr.	Gothenburg, Neb. (Gothenburg)
23	*	Nick Fuller	G/F	6-7	204	So.	Sun Prairie, Wis. (Sun Prairie)
24	*	Jake Hammond	F	6-10	235	So.	Comanche, Okla. (Comanche)
30		Ed Morrow Jr.	F	6-7	225	Fr.	Chicago, Ill. (Simeon)
31	***	Shavon Shields	G/F	6-7	225	Sr.	Olathe, Kan. (Northwest HS)
32	***	Benny Parker	G	5-9	175	Sr.	Kansas City, Kan. (Sumner Academy)

^ will sit out 2015-16 season because of NCAA transfer rules

COACHING AND SUPPORT STAFF

Head Coach: Tim Miles, fourth season (University of Mary, 1989)

Assistant Coaches: Phil Beckner, first season (Kansas Wesleyan, 2005); Kenya Hunter, third season (Duquesne, 1996); Jim Molinari, second season (Illinois Wesleyan, 1977)

Director of Basketball Operations: Teddy Owens

Video Coordinator: Gregory Eaton

Basketball Strength Coach: Tim Wilson

Administrative Coordinator: Brett Sapp

Graduate Assistant Manager: Ali Farokhmanesh

PRONUNCIATIONS

Names

Ali Farokhmanesh	fuh-ROAK-muh-NESH
Jim Molinari	Mole-in-AIR-ee
Shavon Shields	sha-VON
Tai Webster	Tie
Bakari Evelyn	Ba-car-ree EVE-Lynn
Tanner Borchardt	Boar-Kart

Hometowns

Olathe, Kan.	oh-LAY-thə
--------------	------------

MEDIA INFORMATION

Men's Basketball Communications Contact: Shamus McKnight / Office: 402-472-7772 / Cell: 402-540-0268 / E-mail: smcknight@huskers.com

MEDIA PLANNER	Nov. 29 (Sun.)	Nov. 30 (Mon.)	Dec. 1 (Tues.)	Dec. 2 (Wed.)	Dec. 3 (Thurs.)	Dec. 4 (Fri.)	Dec. 5 (Sat.)
Week of Nov. 29-Dec. 6	OFF DAY	PRACTICE (PBA) 3 p.m.	vs. Miami, 8 p.m. (ESPNU)	OFF DAY	PRACTICE 3:30 p.m. (HTC)	PRACTICE 3 p.m. (HTC)	vs. Abilene Christian, 1 p.m. (BTN Plus)
(HTC) - Hendricks Training Complex			Husker Sports Network				Husker Sports Network
(PBA) - Pinnacle Bank Arena	Dec. 6 (Sun.) OFF						

TALE OF THE TAPE

Nebraska Cornhuskers			Miami Hurricanes		
2015-16 Team Statistics (Record: 5-2, 0-0 Big Ten)			2015-16 Team Statistics (Record: 5-1, 0-0 ACC)		
	Nebraska	OPP		UM	OPP
SCORING	537	443	SCORING	536	434
Points per game	76.7	63.3	Points per game	89.3	72.3
Scoring margin	+13.4	-	Scoring margin	+17.0	-
FIELD GOALS-ATT	181-405	148-389	FIELD GOALS-ATT	181-346	156-345
Field goal pct	.447	.380	Field goal pct	.523	.452
3 POINT FG-ATT	50-134	35-121	3 POINT FG-ATT	55-125	49-122
3-point FG pct	.373	.289	3-point FG pct	.440	.402
3-pt FG made per game	7.1	5.0	3-pt FG made per game	9.2	8.2
FREE THROWS-ATT	125-174	112-161	FREE THROWS-ATT	119-156	73-109
Free throw pct	.718	.696	Free throw pct	.763	.670
F-Throws made per game	17.9	16.0	F-Throws made per game	19.8	12.2
REBOUNDS	295	228	REBOUNDS	214	187
Rebounds per game	42.1	32.6	Rebounds per game	35.7	31.2
Rebounding margin	+9.6	-	Rebounding margin	+4.5	-
ASSISTS	92	74	ASSISTS	94	70
Assists per game	13.1	10.6	Assists per game	15.7	11.7
TURNOVERS	103	96	TURNOVERS	58	82
Turnovers per game	14.7	13.7	Turnovers per game	9.7	13.7
Turnover margin	-1.0	-	Turnover margin	+4.0	-
Assist/turnover ratio	0.9	0.8	Assist/turnover ratio	1.6	0.9
STEALS	51	50	STEALS	39	25
Steals per game	7.3	7.1	Steals per game	6.5	4.2
BLOCKS	20	31	BLOCKS	18	12
Blocks per game	2.9	4.4	Blocks per game	3.0	2.0

NUMBERS TO KNOW

1 - Miami becomes the first ranked non-conference team to visit Pinnacle Bank Arena since the facility opened in 2013.

7 - Nebraska's seven games in November matched the most ever in program history (also 2013). The Huskers went 5-2 in the month with both losses coming to ranked teams.

10 - Number of Huskers who have reached double figures during the first seven games of 2015-16, following Jake Hammond's double-double on Saturday. Last year, NU had only eight players reach double figures in 31 games.

14-1 - Assist to turnover ratio for freshman Glynn Watson Jr. over the Huskers' last five contests. Watson is averaging 8.4 points and 2.7 assists per game in that stretch in just under 20 minutes per game.

1,221 - Career points for Shavon Shields entering Tuesday's game with Miami. Shields, who is third among active Big Ten players in scoring, is two points away from matching Larry Florence (1,223, 1997-2000) for 17th place at Nebraska.

PROBABLE STARTERS



#32 Benny Parker | G | Sr. | 5-9 | 175 | Kansas City, Kan.

2015-16: PPG: 3.9 | RPG: 1.7 | APG: 2.4

Worth Noting: Senior who has played in all 103 games since arriving on campus... Broke out of a mini slump with six points and three assists vs. Tennessee on Saturday... defensive-minded guard who has 31 career multi-steal games and is 25 steals away from 10th on NU's career list... Totaled a season-high 10 points and three assists against Southeastern Louisiana... Led NU with six assists vs. MVSU... Outstanding on-ball defender who finished eighth in the Big Ten in steals (1.5 per game) with had 16 multi-steal games in 2014-15... Had a career-high 12 points at Hawaii on Dec. 22, 2014.

Career Bests: Pts: 12 | Reb: 5 | Ast: 7 | Stl: 4 (4x)

#0 Tai Webster | G | Jr. | 6-4 | 196 | Auckland, New Zealand

2015-16: PPG: 9.3 | RPG: 4.3 | APG: 2.0 | SPG: 1.3

Worth Noting: Earned a spot on the Barclays Center Classic All-Tournament team averaging 19.5 ppg and 5.0 rpg... Totaled 18 points on 7-of-12 shooting vs. Tennessee... Had a career night against No. 24 Cincinnati with 21 points on 7-of-12 shooting and eight rebounds, establishing bests in points and rebounds after being under the weather for most of the day... The last two games marked the first time he has led NU in scoring in his career... Scored a then-season-high 13 points and grabbed a then-career high six rebounds against SE Louisiana... Has now reached double figures 10 times in his career... Played in 31 games in 2014-15, averaging 3.9 points and 1.9 rebounds per game.

Career Bests: Pts: 21 | Reb: 8 | Ast: 5 (3x) | Stl: 4 (4x)

#3 Andrew White III | G/F | Jr. | 6-7 | 216 | Richmond, Va.

2015-16: PPG: 14.9 | RPG: 4.4

Worth Noting: Newcomer who is 13th in Big Ten in scoring after a 15-point effort vs. Tennessee, all in the second half... Reached double figures five times in 2015-16... Finished with a career-high 20 points and four boards against Delaware State... Totaled a team-high 18 points and six rebounds at No. 11 Villanova... Led NU with 18 points on 7-of-10 shooting vs. MVSU... Played in 44 games in two seasons at Kansas, helping the Jayhawks to a pair of Big 12 titles... Ranked as the No. 48 player by ESPN in the Class of 2012... Averaged 22.9 points and 10 rebounds per game at The Miller School in Virginia and was the Virginia State Player of the Year in 2012.

Career Bests (includes KU): Pts: 20 | Reb: 6 (3x) | Ast: 1 (2x) | Stl: 2 (2x)

#31 Shavon Shields | F | Sr. | 6-7 | 225 | Olathe, Kan.

2015-16: PPG: 13.4 | RPG: 5.3 | APG: 3.1

Worth Noting: Started 89 straight games dating back to freshman year... Has five career double-doubles and 61 games with 10+ points... Ranks 18th in the Big Ten in scoring after totaling 11 points, seven rebounds and six assists vs. Tennessee... Led NU with 21 points and seven assists vs. Delaware State, his 15th career game with 20+ points... Nearly had a double-double at No. 11 Villanova with 12 points and eight boards... Finished 9th in the Big Ten in scoring, 14th in rebounding and 5th in FT pct. (.827) in 2014-15... First-team Academic All-American in 2015 (3.77 GPA in biological sciences).

Career Bests: Pts: 35 | Reb: 13 | Ast: 8 | Bl: 3 | Stl: 4 (2x)

#24 Jake Hammond | F | So. | 6-10 | 235 | Comanche, Okla.

2015-16: PPG: 5.3 | RPG: 5.1

Worth Noting: Comes off his best performance as a Husker, an 11-point, 10-rebound effort against Tennessee... Had seven points vs. Cincinnati and is averaging 8.0 ppg on 61 percent shooting and 5.7 rpg over last three games... Has six points and seven boards in 16 minutes vs. UAPB... Saw limited playing time as a true freshman, appearing in 11 games and totaling three points, seven rebounds and a pair of blocked shots in 36 total minutes... Averaged 26.2 points, 14.8 rebounds and 5.7 blocks per game at Comanche (Okla.) High School, helping the school to a 22-6 record... Was ranked as the No. 2 prospect in Oklahoma by ESPN... Put up a pair of 40-point efforts as a senior.

Career Bests: Pts: 11 | Reb: 10 | Ast: 1 (2x) | Bl: 1 (5x)

RETURNING TEAM STATS

Pct. of scoring	40.0 (764/1,905)
Pct. of rebounds	33.3 (340/1022)
Pct. of field goals made	38.1 (253/664)
Pct. of field goals attempted	38.4 (618/1,613)
Pct. of 3-point FG made	27.3 (44/161)
Pct. of 3-point FG attempted	33.2 (188/556)
Pct. of free throws made	51.2 (213/416)
Pct. of free throws attempted	46.1 (271/588)
Pct. of assists	51.1 (161/315)
Pct. of steals	52.6 (101/192)
Pct. of blocked shots	15.6 (14/90)
Pct. of minutes	42.4 (2,685/6,300)

NOTE: All statistics based on returning player stats and percentage of overall team totals from 2014-15.

RETURNING STAT LEADERS

Points per game	Shavon Shields – 15.4
Rebounds per game	Shavon Shields – 6.0
Assists per game	Shavon Shields – 2.2
Steals per game	Benny Parker – 1.5
Blocked Shots per game	Shavon Shields – 0.2
Games Started	Shavon Shields – 31
Minutes Played	Shavon Shields – 1,095
Field Goals Made	Shavon Shields – 161
Field Goal Pct.	Nick Fuller – 52.0
Free Throws Made	Shavon Shields – 139
Free Throw Pct.	Terran Petteway – 82.7
3-Pointers Made	Shavon Shields – 17
3-Point Field Goal Pct.	Nick Fuller – 37.5

ACTIVE CAREER LEADERS (ENTERING TENNESSEE)

Points	Shavon Shields, 1,221
Rebounds	Shavon Shields, 551
3-Pointers	Shavon Shields, 54
Field Goals	Shavon Shields, 416
Free Throws	Shavon Shields, 335
Assists	Benny Parker, 169
Steals	Benny Parker, 105
Blocked Shots	Shavon Shields, 24
Games Played	Benny Parker, 103
Games Started	Shavon Shields, 89
Minutes Played	Shavon Shields, 3,114

EXPERIENCE CHART

Totals	Career GP	GP at NU	Starts	Starts at NU
Parker	103	103	50	50
Shields	98	98	89	89
Webster	69	69	41	41
Hammond	18	18	7	7
Fuller	23	23	1	1
White III	51	7	7	7
Gill	55	0	0	0
Laws	7	3	0	0
Evelyn	5	5	0	0
Jacobson	7	7	0	0
McVeigh	7	7	0	0
Morrow	7	7	0	0
Trueblood	4	4	0	0
Watson	7	7	0	0
Borchardt	3	3	0	0
Totals	464	361	195	195

2015-16 TEAM LEADERS

Double-Figure Scoring Games:	White III 5; Shields 6; Webster 3; McVeigh 1; Fuller 1; Watson 3; Morrow 1; Jacobson 1; Parker 1; Hammond 1
10+ Rebounding Games:	Hammond 1
Double-Doubles:	Hammond 1
20-Point Games:	Shields 1; White III 1; Webster 1
Games Leading NU in Scoring*:	White III 3; Shields 1; Watson 1; Webster 2
Games Leading NU in Rebounding*:	Fuller 1; Shields 2; Hammond 2
Games Leading NU in Assists*:	Jacobson 2; Webster 1
Games Leading NU in Blocks*:	Parker 2; Webster 2; Shields 2
Games Leading NU in Steals*:	Watson 3
Games Leading NU in Steals*:	White III 3; Morrow 4; McVeigh 1
Games Leading NU in Steals*:	Shields 1
Games Leading NU in Steals*:	Webster 3; Shields 1; Jacobson 1; Parker 1; White III 1; Watson 4; McVeigh 1

*includes ties



2015-16 BIG TEN STANDINGS (AS OF NOV. 29)

Team	B1G	Pct.	Overall	Pct.
Michigan State	0-0	.000	7-0	1.000
Maryland	0-0	.000	6-0	1.000
Purdue	0-0	.000	6-0	1.000
Northwestern	0-0	.000	5-1	.833
Nebraska	0-0	.000	5-2	.714
Indiana	0-0	.000	4-2	.667
Iowa	0-0	.000	4-2	.667
Michigan	0-0	.000	4-2	.667
Minnesota	0-0	.000	4-2	.667
Penn State	0-0	.000	3-2	.600
Wisconsin	0-0	.000	4-3	.571
Rutgers	0-0	.000	3-3	.500
Illinois	0-0	.000	3-4	.429
Ohio State	0-0	.000	2-3	.400

UPCOMING SCHEDULE

30	Alcorn State at Indiana	6 p.m.
	Wake Forest at Rutgers (B1G/ACC)	6 p.m.
	Clemson at Minnesota (B1G/ACC)	8 p.m.
December		
1	Michigan at N.C. State (B1G/ACC)	6 p.m.
	Northwestern at Virginia Tech (B1G/ACC)	6 p.m.
	Virginia at Ohio State (B1G/ACC)	6:30 p.m.
	Miami (Fla.) at Nebraska (B1G/ACC)	8 p.m.
	Purdue at Pittsburgh (B1G/ACC)	8 p.m.
	Maryland at North Carolina (B1G/ACC)	8:30 p.m.
2	Louisville at Michigan State (B1G/ACC)	6:15 p.m.
	Penn State at Boston College (B1G/ACC)	6:15 p.m.
	Wisconsin at Syracuse (B1G/ACC)	6:15 p.m.
	Notre Dame at Illinois (B1G/ACC)	8:15 p.m.
	Indiana at Duke (B1G/ACC)	8:15 p.m.
	Florida State at Iowa (B1G/ACC)	8:15 p.m.
4	St. Francis (Pa.) at Maryland	6 p.m.
5	Binghamton at Michigan State	11 a.m.
	Eastern Michigan at Penn State	11 a.m.
	Seton Hall at Rutgers	11 a.m.
	Temple at Wisconsin	11:30 a.m.
	Houston Baptist at Michigan	1 p.m.
	Abilene Christian at Nebraska	1 p.m.
	New Mexico at Purdue	1:15 p.m.
	Western Carolina at Illinois	2 p.m.
	Missouri-Kansas City at Iowa	2 p.m.
	SIU-Edwardsville at Northwestern	2 p.m.
	South Dakota at Minnesota	2 p.m.
	VMI at Ohio State	3:30 p.m.
	Morehead State at Indiana	6 p.m.

BIG TEN/ACC CHALLENGE HISTORY

Year	Winner	Record	Nebraska Result
2014	Big Ten	8-6	def. Florida State
2013	Tied	6-6	def. Miami
2012	Tied	6-6	def. Wake Forest
2011	Big Ten	8-4	lost to Wake Forest
2010	Big Ten	6-5	--
2009	Big Ten	6-5	--
2008	ACC	6-5	--
2007	ACC	8-3	--
2006	ACC	8-3	--
2005	ACC	6-5	--
2004	ACC	7-2	--
2003	ACC	7-2	--
2002	ACC	5-4	--
2001	ACC	5-3	--
2000	ACC	5-4	--
1999	ACC	5-4	--

MIAMI PROBABLE STARTERS

No.	Name	Pos.	Yr.	Ht.	Wt.	G/GS	PPG	RPG	Other
13	Angel Rodriguez	G	Sr.	5-11	185	6/6	12.7	2.2	4.8 apg
10	Sheldon McClellan	G	Sr.	6-5	200	6/6	17.5	2.7	1.5 spg
5	Davon Reed	G	Jr.	6-6	210	6/6	12.2	4.3	1.5 apg
33	Ivan Cruz Uceda	F	Sr.	6-10	217	6/6	8.8	3.7	54.2 FG pct.
23	Tonye Jekiri	C	Sr.	7-0	248	6/6	9.8	10.3	1.5 bpg

SCOUTING MIAMI

Under Coach Jim Larrañaga, Miami comes to Lincoln with a 5-1 record, including a pair of wins over nationally-ranked teams. The Hurricanes lost to Northeastern, 78-77, on Quincy Ford's jumper at the buzzer in their last contest. Despite the loss and the drop from 15th to 21st in the AP poll, the Hurricanes have been impressive early on, posting all five of their wins by double figures. Miami is a balanced club with four players averaging double figures, led by senior Sheldon McClellan's 17.5 ppg. In all, six Hurricanes average at least 8.8 points per game as Miami averages 89.3 points per game. Senior Tonye Jeriri anchors the inside, hauling in 10.3 rebounds per game and blocking 1.5 shots per outing. Miami returns their top four scorers from a team that went 25-13 and reached the NIT finals in 2014-15.

SERIES HISTORY VS. MIAMI

The matchup between the Huskers and Hurricanes will be the sixth one in a series which dates back to 1951. The Huskers lead the series, 4-1, and have won the last four matchups, including a 60-49 win at Pinnacle Bank Arena two years ago. NU is 2-0 in Lincoln with wins in 2013 and 1970 (85-58).

In the last meeting, Terran Petteway and Walter Pitchford combined for 27 points, while Nebraska turned arguably its best defensive effort of the season in a 60-49 win over Miami in the 2013 Big Ten/ACC Challenge. Petteway scored all 14 points in the second half, while Pitchford keyed a decisive second-half run after Miami trimmed a 16-point Nebraska lead to 36-31. Nebraska held the Hurricanes to just 32 percent shooting on the night and forced 13 turnovers.

While Nebraska and Miami are not common opponents in basketball, there has been a lot of history between the two athletic departments.

- Nebraska Director of Athletics Shawn Eichorst served as Director of Athletics at Miami from April of 2011 until taking the Nebraska job in October of 2012. Miami A.D. Blake James worked at Nebraska in the Husker Athletic Fund Office in 1997 and 1998.

- In football, the programs have split 12 all-time meetings with six of those matchups coming in bowl games. Of those six bowl games, four decided national titles (1984 Orange Bowl-Miami, 1992 Orange Bowl-Miami; 1996 Orange Bowl-Nebraska; 2002 Rose Bowl-Miami). The two teams just completed a home-and-home series in football in 2015, with Miami posting a 36-33 overtime win.

- Nebraska's baseball team earned its third College World Series appearance in 2005, defeating the Hurricanes at Hawks Field at Haymarket Park, which is just north of Pinnacle Bank Arena.

LAST TIME OUT

Tai Webster's 18 point led five Huskers in double figures, as Nebraska shot 60 percent in the second half to post an 82-71 win over Tennessee in the third-place game of the Barclays Center Classic.

Webster, who earned all-tournament honors after averaging 19.5 points and 5.0 rebounds per game in Brooklyn, led a balanced attack for Nebraska, which improved to 5-2 on the season with the win.

While Webster continued his strong play, sophomore Jake Hammond put together the best game of his career with 11 points and 10 rebounds, setting career highs in both categories en route to his first career double-double. Hammond's effort helped NU enjoy a 46-30 advantage on the glass and limited the Volunteers (4-3) to 35 percent shooting.

Andrew White III keyed NU's second half surge, scoring all 15 of his points after halftime, as Nebraska built a 22-point lead and withstood a late UT rally. Shavon Shields and Glynn Watson Jr. added 11 and 10 points, respectively, for the winners, as Nebraska shot 49 percent from the field, including 6-of-13 from 3-point range.

THE ACC/BIG TEN CHALLENGE

The 2015-16 season marks the 16th season of the Big Ten/ACC Challenge. The ACC won the first 10 editions of the event before the Big Ten won the next three challenges. The conferences split the 12 matchups in 2012 and 2013 before the Big Ten posted an 8-6 win in 2014.

The winner of the event receives the Commissioner's Cup. In the event of a 7-7 tie, the Commissioner's Cup will remain with the conference that won the previous year.

Since 2000, the ACC (11) and the Big Ten (14) have combined for 25 Final Four appearances and seven national titles: North Carolina (2005 and 2009), Maryland (2002), Duke (2001, 2010 and 2015) and Michigan State (2000).

WORTH NOTING

- Tim Miles improves to 2-0 against SEC teams at NU and Nebraska is now 3-0 all-time against Tennessee.
- Nebraska has now scored 80 or more points three times in its first seven contests.
- Jake Hammond set career bests in both points (11) and rebounds (10) en route to his first career double-double. It was the first double-double of the season by any Husker and first since the 2015 Big Ten Tournament (Shavon Shields, 20 points, 10 rebounds)
- Shields' six assists marked the second time this year he has had at least six assists in a game.
- Nebraska put five players in double figures for the second time in the last four games.

RECENT CONFERENCE CHALLENGE GAMES

Year	Opponent	Result
2015	at Villanova (Gavitt Games)	L, 63-87
2014	at Florida State (B1G/ACC)	W, 70-65
2013	Miami (B1G/ACC)	W, 60-49
2012	at Wake Forest (B1G/ACC)	W, 79-63
2011	Wake Forest (B1G/ACC)	L, 53-55
2010	USC (Big 12/Pac 10)	W, 60-58
2009	at USC (Big 12/Pac 10)	W, 51-48
2008	at Arizona State (Big 12/Pac 10)	L, 44-64
2007	Arizona State (Big 12/Pac 10)	W, 62-47

- ▶ Nebraska is 3-0 in Big Ten/ACC Challenge games under Tim Miles, including wins at Wake Forest (2012) and at Florida State (2015) along with the home win over Miami (2013).
- ▶ Nebraska is 3-1 all-time in the event, as the Huskers join Purdue (8-6) as the only Big Ten programs with a better than .500 record. Maryland is also 10-6 in the event, but 0-1 since joining the Big Ten prior to last season.
- ▶ The Huskers are 6-3 in conference challenge games after losing to No. 11 Villanova in the Gavitt Games in November.

NOT DUCKING A CHALLENGE

- Tuesday's matchup against No. 21 Miami marks the Huskers' third ranked opponent in the first eight games of the season. It is more impressive when you consider that Nebraska has four freshmen among its top nine players.
- ▶ The three ranked non-conference opponents marks the first time since the 1996-97 season that Nebraska has played three ranked opponents before non-conference play begins. It is just the fourth time since the AP poll began that NU will play three ranked foes before conference play with the others coming in 1954-55, 1957-58 and 1958-59. In 1954-55 and 1957-58, at least one of the games came in the Big Eight Holiday Classic in Kansas City.
 - ▶ It is the first time since the 2002-03 season that Nebraska has squared off with multiple ranked teams during non-conference action.
 - ▶ From the inception of the AP poll in 1949 until 2014, Nebraska played a total of three ranked teams in November (No. 5 Michigan State, 1990; No. 17 Texas, 1996, No. 20 Creighton, 2006). This season, the Huskers faced two (No. 11 Villanova and No. 24 Cincinnati).
 - ▶ Nebraska is 64-241 all-time against ranked teams while the Huskers look to snap a eight-game losing streak to ranked opponents dating back to the 2013-14 season.
 - ▶ Tuesday's game against Miami will mark the Huskers' first home non-conference game against a ranked opponent in Pinnacle Bank Arena.

YOUTH MOVEMENT

With only five returning players who saw time for the Huskers last year, Nebraska is one of the youngest teams in the country in 2015-16. Nebraska's 10 newcomers, which includes Andrew White III, who did not play last year, tie for third most nationally. The Huskers also have seven freshmen, which ties for fourth nationally. Of the nine programs with seven or more freshmen in 2015-16, three (Nebraska, Ohio State and Wisconsin) are in the Big Ten.

MOST FRESHMEN - DIVISION I PROGRAMS

No.	Schools	Freshmen
1.	UTEP, Cornell, Wisconsin	8
4.	Appalachian State, Columbia, Georgia Southern Nebraska, New Mexico State, Ohio State	7

NEWCOMERS SHOWING SCORING PUNCH

With the departure of three starters who are playing professionally, including two in the NBA D-League (Terran Petteway and Walter Pitchford), the biggest question entering the season was who could fill the scoring void for the Huskers. Nebraska's newcomers have shown the ability to provide offense in the early going, as Nebraska's 76.7 points per game is eighth in the Big Ten entering this week's action.

- ▶ Nebraska has eclipsed the 90-point mark twice already, the first two 90-point games under Miles at Nebraska.
- ▶ Five of Nebraska's top-eight scorers are in their first year of competition as a Husker, as newcomers have accounted for 55.7 percent of NU's total offense in the first seven games.
- ▶ Five of NU's newcomers have already posted double-digit efforts, including five by Andrew White III and three by Glynn Watson Jr.
- ▶ Nebraska's freshmen class has accounted for 36 percent of NU's total points.

Andrew White III has shown early that he could be a go-to scorer for the Big Red. The 6-foot-7 wing is 13th in the Big Ten in scoring at 14.9 points per game. He has scored 18 or more points three times, including a career-high 20 points against Delaware State on Nov. 19. Against Villanova, White had 18 points and matched his career high with six rebounds. Against Mississippi Valley State, White was efficient, hitting 7-of-10 shots from the field, including four 3-pointers, in just 16 minutes of action. It was the most points by a Husker making his debut since Andre Almeida had 20 points in his debut in 2010-11.

CHARTING ANDREW WHITE III

Year	MPG	PPG	RPG	FG Pct.	FT Pct.
Freshman	5.0	2.2	1.2	.333	.625
Sophomore	5.9	2.3	1.2	.441	.500
Junior	23.3	14.9	4.5	.500	.778

- ▶ White has become one of the Big Ten's top 3-point shooters, ranking fifth in 3-pointers per game (2.6) and 11th in 3-point percentage (.474).

▶ White looks to continue a trend of high-impact transfers under Miles who have gone on to first-team all-conference honors, including Terran Petteway (2014) at NU and Andy Ogide (2011) and Wes Eikmeier (2012) during Miles' tenure at Colorado State.

While White has provided steady play early on, the Husker freshmen have had a chance to make major contributions early in the season. Glynn Watson Jr., Jack McVeigh, Ed Morrow Jr. and Michael Jacobson have played in all seven games, while Bakari Evelyn has appeared in five contests.

- ▶ Watson has been solid at the guard spot, averaging 8.6 points and 2.7 assists per game. He is 11th in the Big Ten in assist-to-turnover ratio (3.2-to-1) and has been in double figures three times. He is also 12th in the Big Ten with 1.4 steals per game.

▶ Over the last five games, is is averaging 8.4 points with an impressive 14-to-1 assist-to-turnover ratio. He had Watson had a season-high 14 points against Southeastern Louisiana, 12 points at No. 11 Villanova and 10 points and three steals against Tennessee.

HUSKERS ON THE RADIO

The Husker IMG Sports Network, in its 21st year of producing and marketing the live broadcasts of University of Nebraska Athletics, extended and expanded its agreement with the University on June 13, 2008.

In the state of Nebraska, KXSP AM 590 ESPN (590 AM) and KEZO Z-92 (92.3 FM) will serve as the new Omaha affiliates beginning with the 2015-16 season. KXSP's strong signal reaches a good portion of the Midwest day and night, including parts of Iowa, Minnesota, Missouri and Kansas. KLIN (1400 AM) serves as the Lincoln while KRVN (880 AM) is a powerful central Nebraska affiliate that reaches around the state. In addition the network has several dozen locally based affiliates across Nebraska. All broadcasts are heard live on Huskers.com, the Husker App, the Tuneln Radio App and www.Tuneln.com while SiriusXM Satellite Radio will carry select contests

Kent Pavelka returns behind the microphone to handle his 29th overall season calling Husker hoops in 2015-16. Pavelka previously called Nebraska basketball for two long stints between 1974 and 1996 before returning to the Husker basketball play-by-play chair prior to the 2006-07 season. A six-time winner of the Nebraska SportsCaster-of-the-Year Award, Pavelka also handled color analyst duties on NU football broadcasts from 1974 to 1983, and was the play-by-play announcer from 1983 to 1996. Pavelka was honored in January 2009 with the Bud Cuca Special Merit Award given by the Nebraska Basketball Hall of Fame for his contributions to the NU men's basketball program.

Alongside Pavelka as color analyst will be Matt Davison. A former Husker basketball and football player, he returns for his 12th season on the basketball broadcast. Former Husker point guard Jake Muhleisen will join the broadcast team for select broadcasts. Muhleisen was a three-year captain for the Big Red from 2004-06

2015-16 HUSKER SPORTS NETWORK AFFILIATES

Ainsworth	KBRB-AM.....	1400
Alliance	KCOW-AM	1400
Broken Bow	KBBN-FM.....	95.3
Chadron	KCSR-AM	610
Columbus	KJSK-AM	900
Cozad	KAMI-AM	1580
Falls City.....	KTNC-AM	1230
Fremont.....	KFMT-FM.....	105.5
Grand Island	KRGI-AM	1430
Hastings.....	KHAS-AM	1230
Hiawatha, Kan.	KLZA-FM.....	101.3
Holdrege	KUVR-AM	1380
Imperial	KADL-FM	102.9
Kearney	KGFW-AM	1340
Lexington	KRVN-AM	880
Lincoln	KLIN-AM.....	1400
McCook	KSWN-FM.....	93.9
Nebraska City.....	KNCY-AM.....	1600
Norfolk	KNEN-FM	94.7
North Platte	KODY-AM	1240
North Platte	KXNP-FM	103.5
Omaha	KXSP-AM	590
Scottsbluff	KNEB-AM	960
Sidney.....	KSID-AM.....	1340
Superior	KRFS-AM	1600
Superior.....	KRFS-FM	103.9
Valentine, NE	KVSH-AM	940
York*	KAWL-AM.....	1370

*will air only selected games

AP TOP 25 (NOV. 23)

No	Team (1st)	Record	Points
1	Kentucky (59)	6-0	1,619
2	Maryland (4)	6-0	1,512
3	Michigan State (2)	7-0	1,510
4	Kansas	4-1	1,342
5	Iowa State	5-0	1,338
6	Oklahoma	4-0	1,269
7	Duke	6-1	1,253
8	Villanova	6-0	1,218
9	North Carolina	5-1	1,155
10	Virginia	5-1	965
11	Purdue	6-0	904
12	Xavier	7-0	801
13	Gonzaga	4-1	788
14	Syracuse	6-0	696
15	Oregon	5-0	628
16	Vanderbilt	5-1	587
17	Cincinnati	7-0	551
18	Texas A&M	6-1	522
19	Arizona	6-1	504
20	West Virginia	6-0	363
21	Miami (Fla.)	5-1	289
22	SMU	4-0	256
23	Providence	6-1	247
24	Louisville	5-0	173
25	Baylor	4-1	162

Others receiving votes: Connecticut 153, Utah 72, Butler 62, George Washington 45, Indiana 26, Northern Iowa 25, Notre Dame 22, California 19, Pittsburgh 11, Dayton 8, South Carolina 5, San Diego State 5, Georgetown 4, UTEP 3, Iowa 2, Northwestern 2, LSU 2, Arkansas-Little Rock 2, Davidson 1, Colorado State 1, Northeastern 1, Louisiana Tech 1, Monmouth 1

USA TODAY COACHES (NOV. 30)

No	Team (1st)	Record	Points
1	Kentucky (29)	6-0	797
2	Maryland (3)	5-0	759
3	Michigan State	6-0	720
4	Iowa State	4-0	652
5	Duke	6-1	642
6	Kansas	4-1	615
7	Villanova	6-0	613
8	Oklahoma	3-0	607
9	North Carolina	5-1	549
10	Virginia	5-1	495
11	Purdue	5-0	456
12	Gonzaga	4-1	376
13	Vanderbilt	5-1	343
14	Arizona	5-1	320
15	West Virginia	6-0	299
16	Oregon	5-0	291
17	Cincinnati	7-0	282
18	Xavier	7-0	280
19	Syracuse	6-0	221
20	Texas A&M	6-1	175
21	Miami (Fla.)	5-1	145
22	Louisville	5-0	141
23	Baylor	4-1	113
24	Providence	6-1	110
25	Butler	4-1	65

Others receiving votes: Utah 62; Connecticut 53; California 43; Indiana 35; LSU 29; Notre Dame 25; George Washington 17; Dayton 11; Saint Mary's 10; Davidson 10; UNLV 9; Pittsburgh 8; Monmouth 5; Iowa 5; South Carolina 4; Northern Iowa 3; Florida 2; Wichita State 2; UTEP 1.



HUSKERS NEWCOMER CLASS AT A GLANCE

Nebraska's incoming class is one of program's highest ranked in recent memory, as it was among the nation's best by ESPN, Hoops Scoop and Scout.

- ▶ The group features three ESPN top-100 players in Ed Morrow Jr., Glynn Watson Jr. and transfer Anton Gill.
- ▶ The group combined to win 10 state titles in high school (Evelyn and Laws - 3; Morrow-2; Trueblood and Gill -1)
- ▶ Six members of the group were first-team all-state performers in high school (Evelyn, Gill, Jacobson, Morrow, Trueblood and Watson).

▶ Jack McVeigh represented Australia in the FIBA U-19 World Championships and played for the Australian Senior National team in 2014. During the summer of 2015, McVeigh traveled 41,491 miles competing for the Australian Under-19 team and joining the Huskers on their trip to Spain.

▶ McVeigh has been one of the primary scorers for the second unit, averaging 7.4 points and 3.7 rebounds per game. He is second on the team with 11 3-pointers while shooting over 40 percent from long range. He made a quick first impression, coming off the bench for 16 points, including 4-of-4 from 3-point range, in just 13 minutes of action against MVSU. His 16-point effort was the highest total by a true freshman since Joe McCray had 23 points in his collegiate debut in 2004 against Arkansas-Pine Bluff. McVeigh has scored eight or more points in four of NU's seven contests and had eight points and five rebounds in the win over Tennessee.

▶ Ed Morrow Jr. and Michael Jacobson have been adding depth in the post, as the pair combines for 8.4 points on 56 percent shooting and 7.9 rebounds per game. Morrow had 11 points on 5-of-5 shooting against Southeastern Louisiana and leads the Huskers with eight blocked shots. Jacobson, who missed nearly two months with a foot injury, has averaged 4.3 points and 3.6 rebounds in just 10.3 minutes per outing. He had 11 points and seven rebounds against Southeastern Louisiana and totaled a season-best eight caroms against Arkansas-Pine Bluff.

SHIELDS GIVE HUSKERS RETURNING 1,000-POINT SCORER

For the first time since 2007, Nebraska returns a 1,000-point scorer to the lineup, as Shavon Shields now has 1,121 points to rank 17th on NU's career scoring list. Shields' return marked the first time since 2007-08 - and ninth time in school history - that Nebraska had a returning 1,000-point scorer.

Shields enters Tuesday's game averaging 13.4 points, 5.3 rebounds and 3.1 assists per game while playing nearly 10 fewer minutes than in 2014-15. He has reached double figures in six of NU's seven games, including a season-high 21 points and seven assists against Delaware State on Nov. 19. Shields had 14 points in Friday's loss to Cincinnati despite playing just four minutes in the first half because of foul trouble and totaled 11 points, seven rebounds and six assists in the win over Tennessee.

As a junior, he may have been one of the most underrated players in the Big Ten, as the 6-foot-7 wing averaged 15.4 points, 6.0 rebounds and 2.2 assists per game. He led NU in rebounding for the second straight year and was second on the team in both scoring and assists. He ranked among the Big Ten leaders in scoring (ninth), rebounding (14th) and free throw percentage (.827, fifth).

▶ Shields was one of only three players from a power conference to average 15.0 points, 6.0 rebounds and 2.0 assists per game in 2014-15, joining National Player of the Year Frank Kaminsky (Wisconsin) and Tyrone Wallace (Cal).

RETURNING NU 1,000-POINT SCORERS

Player	Season	Entering Sr. Year
Shavon Shields	2015-16	1,127
Aleks Maric	2007-08	1,111
Cookie Belcher	2000-01	1,060
Erick Strickland	1995-96	1,070
Jaron Boone	1995-96	1,140
Eric Piatkowski	1993-94	1,288
Dave Hoppen	1985-86	1,747
Andre Smith	1980-81	1,242
Jerry Fort	1975-76	1,369

▶ Shields has 59 career games in double figures, including 15 career 20-point performances and a pair of 30-point efforts. He scored a career-high 35 against Omaha (11/25/14) and had 33 points against Illinois (2/14/14). Shields is one of just 14 players in school history with multiple 30-point games

▶ Shields is just the second player in school history to be a three-year captain and is a returning first-team Academic All-American. In 2014, he was also one of 16 national finalists across all of Division I athletics for the 2014 Arthur Ashe Jr. Sports Scholar Award.

▶ Shavon is also a nominee for the Senior Class Award and the NABC Good Works Team and is active in the community. That should be no surprise as his father, Will, is a former NFL Man of the Year for his efforts in the Kansas City Community. The elder Shields was enshrined into the NFL Hall of Fame last August and was already a member of the College Football Hall of Fame.

HANGING THEIR HAT ON DEFENSE

One of the keys to Nebraska's success over last two seasons has been an emphasis on improved defense. In 2013-14, NU's midseason turnaround was keyed on the defensive end, as a team that was last in field goal defense entering Big Ten play finished second in the conference in field goal percentage. Last year, it was the Huskers' defense that kept the team in nearly every game despite an offense which struggled for consistency.

▶ Dating back to 2013-14, only one team has shot over 50 percent against the Huskers in the last 51 contests.

▶ The Huskers have held four of their seven opponents under 40 percent and ranked third in the Big Ten in 3-point defense (.289)

▶ Lost in the 97-point offensive performance in the opener against Mississippi Valley State was the Huskers held the Delta Devils to 25.9 percent shooting, which is the lowest by any Husker opponent since the 2010-11 season.

▶ NU finished the 2014-15 season 24th nationally in defensive efficiency according to KenPom.com, marking the second straight year that Nebraska has had a top-25 defense.

▶ Nebraska's field goal defense was one of its best in recent memory, as the Huskers held opponents to 40.4 percent shooting, which is the fifth-lowest total by a Husker defense in the 3-point era (since 1986-87).

▶ Under Miles, NU is 33-11 over the past four seasons when holding opponents to under 40 percent shooting.

HUSKERS TO PLAY IN 2016 DIRECTV WOODEN LEGACY

The Nebraska men's basketball team will be on the West Coast next year for Thanksgiving, as ESPN announced the field for the DIRECTV Wooden Legacy on Nov. 27.

The event takes place next November (Nov. 24, 25 and 27) in Orange County, Calif. The first two days will be held on the campus of Cal State Fullerton and the final day of competition will be at Honda Center in Anaheim. The 2016 field consists of Cal State Northridge, Dayton, Nebraska, New Mexico, Portland, Texas A&M, UCLA and Virginia Tech.

Four of the teams reached postseason play in 2015, including UCLA, which advanced to the Sweet 16, while Dayton reached the third round of the NCAA Tournament. Texas A&M was in the 2015 NIT while Portland appeared in the CollegeInsider.com Postseason Tournament.

Nebraska has faced five of the eight teams in the field, compiling a 16-15 record. Of the 21 matchups, 20 came against former Big 12 member Texas A&M, but the teams have not met since both left the conference. Nebraska also played UCLA five times, but not since 1985.

HUSKERS ARE A BIG DRAW AT PINNACLE BANK ARENA

Nebraska basketball has become one of the toughest tickets in the Big Ten since the program moved into Pinnacle Bank Arena. Nebraska has averaged 15,493 fans per game in the first three home games of the season.

▶ Season tickets for the 2015-16 campaign were sold out by October (both season tickets and student tickets), marking the third straight year that they were sold out before the start of the season.

▶ In 2014-15, the Huskers broke their own single-season record for average attendance for the second straight year, averaging 15,569 fans per game. Nebraska finished the 2014-15 season ranked 10th nationally in attendance, the highest Nebraska has finished in national attendance since the NCAA began listing it in 1977-78.

▶ Nebraska has enjoyed success in Pinnacle Bank Arena, posting a 29-7 record in the building. NU is 16-2 against non-conference opponents at Pinnacle Bank Arena entering next Tuesday's game with No. xx Miami.

SUCCESS IN THE CLASSROOM

The Huskers have enjoyed success in the classroom under Tim Miles. In 2014-15, Nebraska placed a Big Ten-high five players (Nick Fuller, Kyle Kurkowski, Trevor Menke, Shavon Shields and Leslee Smith) on the Academic All-Big Ten team. Over the last three years, 11 Huskers have earned Academic All-Big Ten accolades. In addition, nine of the 10 seniors who have played for Miles have received their degrees, while both seniors in 2015-16 are on track to receive their degrees in 2016.

DEFENSIVE IMPROVEMENT UNDER MILES

Games	Opp FG%	Def. Effic.
2011-12	.454	142nd
2012-13	.434	102nd
2013-14	.420	25th
2014-15	.404	24th

LOWEST DEF. POINTS/POSSESSION UNDER MILES

No.	Pt. Per Poss.	Opponent	Date
1.	.67	Mississippi Valley St.	11/14/15
2.	.69	Arkansas-Pine Bluff	11/24/15
3.	.71	Loyola Marymount	12/23/14
4.	.72	Illinois	1/11/15
5.	.73	Cincinnati	12/13/14



NEBRASKA BASKETBALL RADIO SHOW

For the third straight season, the Nebraska basketball radio show will air from Buffalo Wings and Rings in the Railyard, across the street from Pinnacle Bank Arena. Join the Husker coaching staff and Greg Sharpe for a live remote on the following days during the season.

Fans who attend the show will have a chance to win prizes, including tickets to upcoming basketball games and gift certificates to Buffalo Wings and Rings.

LIVE SCHEDULE FROM BUFFALO WINGS & RINGS

Date	Day	Time
Nov. 30	Monday	7-8 p.m.
Dec. 7	Monday	7-8 p.m.
Dec. 14	Monday	7-8 p.m.
Dec. 23	Wednesday	7-8 p.m.
Dec. 28	Monday	7-8 p.m.
Jan. 11	Monday	7-8 p.m.
Jan. 18	Monday	7-8 p.m.
Jan. 25	Monday	7-8 p.m.
Feb. 1	Monday	7-8 p.m.
Feb. 8	Monday	7-8 p.m.
Feb. 15	Monday	7-8 p.m.
Feb. 22	Monday	7-8 p.m.
Feb. 29	Monday	7-8 p.m.
March 7	Monday	7-8 p.m.



BANK OF THE WEST HUSKER BASKETBALL SHOW

Get an all-access pass inside the Husker basketball program on the Bank of the West Nebraska Basketball Show. Join Head Coach Tim Miles and host Greg Sharpe each week for an in-depth behind-the-scenes look at Nebraska basketball with player features and much more. Check local listings for the channel on your cable or satellite service. The 30-minute show will air across the state beginning on Sunday night on the following stations and on HuskersNside.

NEBRASKA BASKETBALL TV SHOW SCHEDULE

Station	Location	Day (Time)
KOLN/KGIN	Lincoln/Grand Island	Sunday (10:35 p.m.)
KNPL	North Platte	Sunday (10:35 p.m.)
KMTV	Omaha	Sunday (11 p.m.)
Fox Sports Midwest	Midwest	Monday (1 p.m.)

BIG TEN TEAM RANKINGS (AS OF 11/29)

Category	Overall (Rk.)	B1G (Rk.)
Scoring Offense	76.7 (8)	-
Scoring Defense	63.3 (3)	-
Scoring Margin	+13.4 (6)	-
Free Throw Pct.	.717 (7)	-
Field Goal Pct.	.447 (11)	-
Field Goal Pct. Def.	.380 (3)	-
3-Point Pct.	.373 (8)	-
3-Point Pct. Def.	.289 (3)	-
Rebounding Margin	+9.6 (3)	-
Blocked Shots	2.9 (12)	-
Assists	13.1 (10)	-
Steals	7.3 (3)	-
Turnover Margin	-1.0 (9)	-
3-Pointers/Gm	7.1 (9)	-

BIG TEN INDIVIDUAL LEADERS (AS OF 11/29)

Category	Name	Overall (Rk.)	B1G (Rk.)
Scoring	White	14.9 (13)	-
	Shields	13.4 (18)	-
Ft Pct.	Jacobson	.889 (3)	-
	Watson	.833 (10)	-
Steals	Watson	1.4 (12)	-
	Webster	1.3 (15)	-
3-Pt. Pct.	White	.474 (11)	-
3-Pt./Gm	White	2.6 (5)	-
Blocked Shots	Morrow	1.1 (15)	-
Asst/To Ratio	Watson	3.2 (11)	-
Off. Reb.	Hammond	2.4 (8)	-

2015-16 HUSKER DOUBLE-DOUBLES

Jake Hammond vs. Tennessee 11 pts, 10 reb.

QUICK NOTES

► After seven games last year, NU averaged 72.0 points per game while it has jumped to 76.7 ppg in 2015-16. NU's points per game allowed is almost identical to last year at this time (63.3 in 2014-15 to 63.4 in 2015-16).

► According to KenPom, Nebraska's adjusted offense has jumped from 285th in 2014-15 to 139th entering the Miami game.

► Nebraska is 21st nationally in offensive rebounding rate at 39.5 percent. The prior three years, NU was ranked 300th or above in that category. Six Huskers average over one offensive rebound per game, including Jake Hammond, who is eighth in the Big Ten at 2.4 offensive boards per game.

► Nebraska has also shot better from 3-point range, hitting 37.3 percent this year after ranking 340th in 3-point percentage (.284) in 2014-15.

► Four of Tim Miles' former assistants are Division I head coaches in 2015-16, including Craig Smith (South Dakota), Saul Phillips (Ohio), David Richmond (North Dakota State) and Niko Medved (Furman).

► Under Tim Miles, the Huskers are 15-10 (.600) in games decided by five points or less. NU is also 6-4 under Miles in games decided by three points or less.

HUSKER LEGACIES

The 2015-16 Huskers have a number of players with relatives in college athletics. Senior Shavon Shields is the son of former Husker and Kansas City Chiefs great Will Shields, who was inducted into the Pro Football Hall of Fame last August. Four other Husker players have fathers who played basketball collegiately (Anton Gill, Michael Jacobson, Tai Webster and Andrew White III), while Ed Morrow Jr.'s mother, Nafeesah Brown, was a star player at Nebraska in the mid-1990s.

PARENTS OF HUSKER PLAYERS

Player	Relative	Sport-School	Worth Noting
Shavon Shields	Will Shields	FB-Nebraska	College and Pro Football Hall of Fame Member
Anton Gill	Anton Gill Sr.	MBB-East Carolina	1st-team All-Colonial Athletic Conference (1995)
Tai Webster	Tony Webster	MBB-Hawaii	First-team All-Western Athletic Conference (1983)
Andrew White III	Andrew White Jr.	MBB-Morehouse	
Ed Morrow Jr.	Ed Morrow Sr.	FB-Nebraska	Member of 1994 National Championship Team
	Nafeesah Brown	WBB-Nebraska	First-team All-Big Eight (1994); 1,089 points at NU
Michael Jacobson	Bill Jacobson	MBB-Nebraska-Omaha	

BORCHARDT ADDED TO ROSTER

Walk-on Tanner Borchardt earned a spot on the Husker roster in tryouts in mid-October. Borchardt, a 6-foot-8, 275-pound forward, totaled 1,191 career points, 875 rebounds and 186 blocks during his four-year career at Gothenburg High School. As a senior, he averaged 16.8 points, 12.5 rebounds, 2.7 blocks and 2.4 assists per game, earning second-team Class C-1 honors. In addition to his basketball exploits, he was a first-team all-state defensive lineman who averaged nearly seven tackles per game and also won the all-class Gold Medal at the state track meet in the shot put in 2015.

HUSKERS SIGN TWO IN FALL PERIOD

Nebraska men's basketball coach Tim Miles announced that **Jeriah Horne** and **Isaiah Roby** have signed National Letters-of-Intent during the fall period.

Roby (6-8, 205, Forward, Dixon, Ill.): A four-star prospect by Scout and Rivals and a three-star selection by ESPN.com. He is ranked 89th nationally by Scout.com, which also considers him as the top senior in the state of Illinois in the class of 2016. Roby is also rated No. 104 nationally by Rivals...Led Dixon High School to a 28-2 record and a regional finals appearance, averaging 12.5 points, 9.8 rebounds, 3.8 assists, 2.6 steals and 3.7 blocks per game.

Horne (6-7, 220, Forward, Overland Park, Kan.): Rated No. 129 nationally by Rivals and is listed by a three-star recruit by Scout, Rivals and 247 Sports...Led The Barstow School to a 29-2 record and the Missouri Class 3 State title as a junior, averaging 20.1 points and 10 rebounds per game... had 33 points in the state quarterfinals and finished his season with 19 points and 10 rebounds in the state title game.

BECKNER JOINS HUSKER STAFF

In addition to the newcomers on the roster, the other new face is assistant coach Phil Beckner, who joined the staff in August. Beckner served as an assistant coach with the NBA D-League Oklahoma Blue in 2014-15. Prior to that, Beckner spent seven years at Weber State.

#LOS HUSKERS

In August of 2015, the Husker basketball team spent nine days visiting Spain, as the trip included extended stays in Madrid, Valencia and Barcelona. Some of the highlights were city tours of all three places as well as Toledo, seeing a UEFA Champions League Playoff match in Valencia and visiting the Olympic sites and La Familia Sagrada in Barcelona. Nebraska also went a perfect 4-0 on the trip.

Nebraska 79, Eurocolegio Casvi 64: Tai Webster scored nine of his team-high 17 points in a 12-0 run to open the third quarter, as Nebraska opened with a 79-64 win over Eurocolegio Casvi. Webster hit 8-of-12 shots from the field to pace five Huskers in double figures in the victory.

Nebraska 66, Albacete Basket 63: Nebraska used a 9-0 fourth-quarter run to take control, as the Huskers held off Albacete Basket. The Huskers rallied from a 17-point second-quarter deficit, as Andrew White III led the Huskers with 17 points and seven rebounds to place three Huskers in double figures. Tai Webster totaled 13 points, while Shavon Shields added 11 points for the victors.

Nebraska 108, Europe Basketball Academy 73: Jack McVeigh's 18 points led seven Huskers in double figures, as Nebraska rolled to a 108-73 victory over the Europe Basketball Academy. The Huskers shot 53 percent from the field and had all 12 players who played crack the scoring column, as six players had between 10 and 12 points.

Nebraska 71, CB Castelldefels 65: Nebraska rallied from a 11-point second-half deficit to post a 71-65 win over CB Castelldefels. Nebraska outscored Castelldefels, 24-11, in the fourth quarter, as Shavon Shields led NU with 14 points and nine rebounds. Andrew White III finished with a double-double, scoring 10 points and adding a game-high 10 caroms, while Tai Webster added 10 markers.



TIM MILES

Fourth Season at Nebraska

Alma Mater:
University of Mary ('89)

HEAD COACHING EXPERIENCE

Nebraska, 2012-present; Colorado State, 2007-12; North Dakota State, 2001-07; Southwest Minnesota State, 1997-2001; Mayville State, 1995-97.

ASSISTANT COACHING EXPERIENCE

Northern State, 1989-95

FAMILY

Wife, Kari
Children: Son, Gabriel; Daughter, Ava

COACHING HONORS

- Jim Phelan National Coach of the Year, 2014
- Big Ten Coach of the Year, 2014
- Northern State University Hall of Fame
Jim Kretchman Coaching Award, 2014
- USBWA District VIII Coach of the Year, 2012
- CollegiateInsider.com Mountain West Coach of the Year, 2010
- University of Mary Hall of Fame Inductee, 2007
- CBSsportsline Division I Independent Coach of the Year, 2005-06
- North Central Region Coach of the Year, 2000-01
- Northern Sun Conference Coach of the Year, 2000-01
- NDCAC Coach of the Year, 1995-96

YEAR-BY-YEAR TOTALS

Year	Team	Record	Pct.
1995-96	Mayville State	17-11	.607
1996-97	Mayville State	18-11	.621
	Two seasons	35-22	.614
1997-98	SW Minnesota State	16-11	.593
1998-99	SW Minnesota State	16-11	.593
1999-00	SW Minnesota State	18-10	.643
2000-01	SW Minnesota State	28-7	.800
	Four seasons	78-39	.667
2001-02	North Dakota State	11-15	.423
2002-03	North Dakota State	20-11	.645
2003-04	North Dakota State	16-13	.552
2004-05	North Dakota State	16-12	.571
2005-06	North Dakota State	16-12	.571
2006-07	North Dakota State	20-8	.714
	Six seasons	99-71	.582
2007-08	Colorado State	7-25	.219
2008-09	Colorado State	9-22	.290
2009-10	Colorado State	16-16	.500
2010-11	Colorado State	19-13	.594
2011-12	Colorado State	20-12	.625
	Five seasons	71-88	.447
2012-13	Nebraska	15-18	.455
2013-14	Nebraska	19-13	.594
2014-15	Nebraska	13-18	.419
2015-16	Nebraska	5-2	.714
	Four seasons	52-51	.505
Career	21 seasons	335-271	.553

A proven program builder who has enjoyed success at the Division I, Division II and NAIA levels, Tim Miles was named the 27th basketball coach at the University of Nebraska on March 24, 2012. He is believed to be the only active coach who has made national tournament appearances at four-year schools at the Division I, Division II and NAIA levels.

In 2014-15, the Huskers garnered their first national ranking since 1995 and enjoyed record-setting attendance numbers, establishing a school-record attendance of 15,569 fans per game to rank 10th nationally. Terran Petteway earned All-Big Ten honors for the second straight year and earned an invitation to training camp with the Atlanta Hawks. Miles' program also enjoyed a first in the classroom, as Shavon Shields became the first Husker basketball player to be named a first-team Academic All-American.

In 2013-14, Miles was named Big Ten Coach of the Year and Jim Phalen National Coach of the Year after guiding the Huskers to an 11-7 Big Ten mark and a fourth-place finish after the team was picked to finish 12th in the preseason. NU's 11 conference wins were its highest total since 1965-66, while the fourth-place finish was the Huskers' best since 1997-98. Miles became the first Husker coach to garner conference coach of the year accolades since 1991 after guiding the Huskers to their first NCAA appearance in 16 years.

The 2012-13 Huskers surpassed nearly every pundit's expectation, going 15-18, including three wins over NCAA Tournament teams and the program's first-ever Big Ten Tournament win.

Before taking over the Nebraska program, Miles spent the previous five seasons building the Colorado State program. He increased his victory total in each of his five years at CSU, culminating in a 20-12 record and the school's first NCAA appearance in nine seasons during his final year in Fort Collins. After winning 16 games in his first two years, his teams went 55-41 over the last three years, reaching postseason play in each campaign.

The 2011-12 Rams posted the school's first 20-win season since the 1997-98 campaign while playing a schedule that was rated as the fourth-toughest in the country. Colorado State set a school record with three wins over ranked teams and placed three players on the All-Mountain West teams, and Miles was named the District VIII Coach of the Year by the U.S. Basketball Writers Association for his efforts. The Rams, one of four Mountain West teams to receive bids in the 2012 NCAA Tournament, averaged 70.1 points per game on the season and topped the Mountain West Conference in field-goal percentage (47.1), 3-point percentage (40.0) and free throw percentage (76.8).

Three of his players earned All-Mountain West honors, marking the program's most honorees in its half century affiliation with the WAC or Mountain West Conference. In 2010-11, Miles guided the program to a 19-13 record, a fourth-place finish in the Mountain West, and a berth in the NIT.

With 21 years of experience as a head coach at four institutions, he has compiled a career record of 334-271 that includes three conference championships and seven postseason tournament appearances.

Before taking over the Colorado State program, Miles spent six seasons at North Dakota State, guiding the Bison through the transition to the Division I ranks. He won at least 16 games in each of his final five seasons at the school, including the program's first three years at the Division I level. Miles' tenure at NDSU was highlighted by a pair of road wins over top-15 squads in his final two seasons.

Miles showed his ability to turn around programs during his tenure at Southwest Minnesota State University. He took a program that had only one winning season in the previous decade and went 78-39 in his four seasons at the school, recorded the first 20-win season in school history, and led Southwest Minnesota State to its first back-to-back winning seasons in more than two decades.

Miles began his head coaching career at Mayville (N.D.) State University, guiding the program to a 35-22 record from 1995 to 1997 and a pair of conference titles. He began his coaching career as an assistant coach at Northern State for six seasons from 1989-90 through 1994-95 and helped the Wolves to five NAIA playoff appearances and five regional titles. He was the recruiting coordinator for NSU and was responsible for bringing in and coaching five All-Americans at that school.

A native of Doland, S.D., he graduated from the University of Mary in Bismarck, N.D., in 1989 and earned a master's degree in health and physical education from Northern State in Aberdeen, S.D., in 1990. He was inducted into the University of Mary Athletic Hall of Fame in 2007.

MILES BY THE NUMBERS

1 - Shavon Shields earned first-team CoSIDA Academic All-America honors in 2015, the first Husker to earn that honor.

2 - At North Dakota State (a Division I independent at the time), Tim Miles went 2-0 against ranked opponents, topping No. 13 Wisconsin in 2005-06 and No. 8 Marquette in 2006-07.

3 - Miles was one of only three coaches in Colorado State history to lead the Rams to three consecutive postseason appearances (2010-11-12).

3 - Number of CSU players who earned All-Mountain West honors in 2011-12, the most in the school's 50 years of league affiliation.

4 - Number of former assistants under Miles who are Division I head coaches in 2015-16.

10 - Miles' 2011-12 Colorado State team ranked in the top 10 nationally in both free throw (76.8) and 3-point percentage (40.0) in 2011-12, joining Missouri as the only other school in the country to rank in the top 10 in both categories.

11 - Nebraska's Big Ten wins in 2013-14, the most conference wins by a Husker team since 1965-66.

30 - Colorado State's RPI in 2011-12, as he took the program's RPI from 273rd in his first season to 30th in 2011-12.

21 - Seasons that Tim Miles has been a head coach during the 2015-16 season. His teams have reached postseason play at the Division I, Division II and NAIA levels and during 20 previous years, his teams have failed to increase their win total only twice.

1920 - The last time a Husker men's basketball coach won his first road game before Tim Miles accomplished the feat at Wake Forest in the ACC/Big Ten Challenge in 2012-13.

91,178 - Number of followers on twitter for @CoachMiles, where he provides a unique look into the program, including halftime tweets.

2015-16 TV AND RADIO ROSTER



0 | Tai Webster
Jr. | G | 6-4 | 196



1 | Anton Gill
Jr. | G | 6-3 | 191




3 | Andrew White III
Jr. | G | 6-7 | 216



4 | Johnny Trueblood
Fr. | G | 6-4 | 195



5 | Glynn Watson Jr.
Fr. | G | 6-0 | 165




10 | Jack McVeigh
Fr. | G/F | 6-8 | 210




11 | Bakari Evelyn
Fr. | G | 6-2 | 178




12 | Michael Jacobson
Fr. | F | 6-8 | 222



15 | Malcolm Laws
So. | G | 6-1 | 190




20 | Tanner Borchardt
Fr. | F | 6-8 | 274



23 | Nick Fuller
So. | G/F | 6-7 | 204



24 | Jake Hammond
So. | F | 6-10 | 235



30 | Ed Morrow Jr.
Fr. | F | 6-7 | 225



31 | Shavon Shields
Sr. | G/F | 6-7 | 225



32 | Benny Parker
Sr. | G | 5-9 | 175



Tim Miles
Head Coach



Phil Beckner
Assistant Coach



Kenya Hunter
Assistant Coach



Jim Molinari
Assistant Coach



Teddy Owens
Director of Basketball
Operations



Gregory Eaton
Video Coordinator



Brett Sapp
Administrative Coordinator




Tim Wilson
Strength Coach



R.J. Pietig
Athletic Trainer



Pat Norris
Equipment Manager



Ali Farokhmanesh
Graduate Manager



2015-16 Record
5-2

Big Ten Record
0-0

AP
-

Coaches
-

Last Game
def. Tennessee,
82-71, on
Nov. 28

Head Coach (Yr.)
Tim Miles (4th)

Asst. Coaches
Phil Beckner (1st)
Kenya Hunter (3rd)
Jim Molinari (2nd)

2015-16 NEBRASKA BASKETBALL

	0		TAI WEBSTER (PRONOUNCED TIE) G • 6-4 • 196 • Jr. • Auckland, New Zealand																								
			<table><tr><th></th><th>MPG</th><th>PTS</th><th>REB</th><th>AST</th><th>FG%</th><th>3FG%</th><th>FT%</th></tr><tr><td>2015-16</td><td>26.1</td><td>9.3</td><td>4.3</td><td>2.0</td><td>.469</td><td>.357</td><td>.778</td></tr><tr><td>CAREER</td><td>21.2</td><td>4.3</td><td>2.2</td><td>1.6</td><td>.356</td><td>.228</td><td>.671</td></tr></table>		MPG	PTS	REB	AST	FG%	3FG%	FT%	2015-16	26.1	9.3	4.3	2.0	.469	.357	.778	CAREER	21.2	4.3	2.2	1.6	.356	.228	.671
	MPG	PTS	REB	AST	FG%	3FG%	FT%																				
2015-16	26.1	9.3	4.3	2.0	.469	.357	.778																				
CAREER	21.2	4.3	2.2	1.6	.356	.228	.671																				
	1		ANTON GILL G • 6-3 • 191 • Jr. • Raleigh, N.C.																								
			<table><tr><th></th><th>MPG</th><th>PTS</th><th>REB</th><th>AST</th><th>FG%</th><th>3FG%</th><th>FT%</th></tr><tr><td>2015-16</td><td>0.0</td><td>0.0</td><td>0.0</td><td>0.0</td><td>.000</td><td>.000</td><td>.000</td></tr><tr><td>CAREER</td><td>7.8</td><td>2.0</td><td>0.7</td><td>0.4</td><td>.345</td><td>.250</td><td>.355</td></tr></table>		MPG	PTS	REB	AST	FG%	3FG%	FT%	2015-16	0.0	0.0	0.0	0.0	.000	.000	.000	CAREER	7.8	2.0	0.7	0.4	.345	.250	.355
	MPG	PTS	REB	AST	FG%	3FG%	FT%																				
2015-16	0.0	0.0	0.0	0.0	.000	.000	.000																				
CAREER	7.8	2.0	0.7	0.4	.345	.250	.355																				
	3		ANDREW WHITE III G • 6-7 • 216 • Jr. • Richmond, Va.																								
			<table><tr><th></th><th>MPG</th><th>PTS</th><th>REB</th><th>AST</th><th>FG%</th><th>3FG%</th><th>FT%</th></tr><tr><td>2015-16</td><td>23.3</td><td>14.9</td><td>4.4</td><td>0.1</td><td>.500</td><td>.474</td><td>.778</td></tr><tr><td>CAREER</td><td>7.9</td><td>4.0</td><td>1.6</td><td>0.1</td><td>.431</td><td>.364</td><td>.652</td></tr></table>		MPG	PTS	REB	AST	FG%	3FG%	FT%	2015-16	23.3	14.9	4.4	0.1	.500	.474	.778	CAREER	7.9	4.0	1.6	0.1	.431	.364	.652
	MPG	PTS	REB	AST	FG%	3FG%	FT%																				
2015-16	23.3	14.9	4.4	0.1	.500	.474	.778																				
CAREER	7.9	4.0	1.6	0.1	.431	.364	.652																				
	4		JOHNNY TRUEBLOOD G • 6-4 • 195 • Fr. • Omaha, Neb.																								
			<table><tr><th></th><th>MPG</th><th>PTS</th><th>REB</th><th>AST</th><th>FG%</th><th>3FG%</th><th>FT%</th></tr><tr><td>2015-16</td><td>3.8</td><td>1.0</td><td>0.3</td><td>0.5</td><td>.333</td><td>.000</td><td>.500</td></tr><tr><td>CAREER</td><td>3.8</td><td>1.0</td><td>0.3</td><td>0.5</td><td>.333</td><td>.000</td><td>.500</td></tr></table>		MPG	PTS	REB	AST	FG%	3FG%	FT%	2015-16	3.8	1.0	0.3	0.5	.333	.000	.500	CAREER	3.8	1.0	0.3	0.5	.333	.000	.500
	MPG	PTS	REB	AST	FG%	3FG%	FT%																				
2015-16	3.8	1.0	0.3	0.5	.333	.000	.500																				
CAREER	3.8	1.0	0.3	0.5	.333	.000	.500																				
	5		GLYNN WATSON JR. G • 6-0 • 165 • Fr. • Bellwood, Ill.																								
			<table><tr><th></th><th>MPG</th><th>PTS</th><th>REB</th><th>AST</th><th>FG%</th><th>3FG%</th><th>FT%</th></tr><tr><td>2015-16</td><td>20.9</td><td>8.6</td><td>2.0</td><td>2.7</td><td>.345</td><td>.357</td><td>.833</td></tr><tr><td>CAREER</td><td>20.9</td><td>8.6</td><td>2.0</td><td>2.7</td><td>.345</td><td>.357</td><td>.833</td></tr></table>		MPG	PTS	REB	AST	FG%	3FG%	FT%	2015-16	20.9	8.6	2.0	2.7	.345	.357	.833	CAREER	20.9	8.6	2.0	2.7	.345	.357	.833
	MPG	PTS	REB	AST	FG%	3FG%	FT%																				
2015-16	20.9	8.6	2.0	2.7	.345	.357	.833																				
CAREER	20.9	8.6	2.0	2.7	.345	.357	.833																				
	10		JACK MCVEIGH F • 6-8 • 210 • Fr. • Cabarita Beach, New South Wales, Australia																								
			<table><tr><th></th><th>MPG</th><th>PTS</th><th>REB</th><th>AST</th><th>FG%</th><th>3FG%</th><th>FT%</th></tr><tr><td>2015-16</td><td>18.7</td><td>7.4</td><td>3.7</td><td>1.1</td><td>.372</td><td>.407</td><td>.750</td></tr><tr><td>CAREER</td><td>18.7</td><td>7.4</td><td>3.7</td><td>1.1</td><td>.372</td><td>.407</td><td>.750</td></tr></table>		MPG	PTS	REB	AST	FG%	3FG%	FT%	2015-16	18.7	7.4	3.7	1.1	.372	.407	.750	CAREER	18.7	7.4	3.7	1.1	.372	.407	.750
	MPG	PTS	REB	AST	FG%	3FG%	FT%																				
2015-16	18.7	7.4	3.7	1.1	.372	.407	.750																				
CAREER	18.7	7.4	3.7	1.1	.372	.407	.750																				
	11		BAKARI EVELYN (PRONOUNCED BA-CAR-REE EVE-LYNN) G • 6-2 • 178 • Fr. • Detroit, Mich.																								
			<table><tr><th></th><th>MPG</th><th>PTS</th><th>REB</th><th>AST</th><th>FG%</th><th>3FG%</th><th>FT%</th></tr><tr><td>2015-16</td><td>7.4</td><td>3.0</td><td>1.0</td><td>0.6</td><td>.333</td><td>.167</td><td>1.000</td></tr><tr><td>CAREER</td><td>7.4</td><td>3.0</td><td>1.0</td><td>0.6</td><td>.333</td><td>.167</td><td>1.000</td></tr></table>		MPG	PTS	REB	AST	FG%	3FG%	FT%	2015-16	7.4	3.0	1.0	0.6	.333	.167	1.000	CAREER	7.4	3.0	1.0	0.6	.333	.167	1.000
	MPG	PTS	REB	AST	FG%	3FG%	FT%																				
2015-16	7.4	3.0	1.0	0.6	.333	.167	1.000																				
CAREER	7.4	3.0	1.0	0.6	.333	.167	1.000																				
	12		MICHAEL JACOBSON F • 6-8 • 222 • Fr. • Waukee, Iowa																								
			<table><tr><th></th><th>MPG</th><th>PTS</th><th>REB</th><th>AST</th><th>FG%</th><th>3FG%</th><th>FT%</th></tr><tr><td>2015-16</td><td>10.3</td><td>4.3</td><td>3.6</td><td>0.1</td><td>.500</td><td>.000</td><td>.889</td></tr><tr><td>CAREER</td><td>10.3</td><td>4.3</td><td>3.6</td><td>0.1</td><td>.500</td><td>.000</td><td>.889</td></tr></table>		MPG	PTS	REB	AST	FG%	3FG%	FT%	2015-16	10.3	4.3	3.6	0.1	.500	.000	.889	CAREER	10.3	4.3	3.6	0.1	.500	.000	.889
	MPG	PTS	REB	AST	FG%	3FG%	FT%																				
2015-16	10.3	4.3	3.6	0.1	.500	.000	.889																				
CAREER	10.3	4.3	3.6	0.1	.500	.000	.889																				
	15		MALCOLM LAWS G • 6-1 • 190 • So. • Orlando, Fla.																								
			<table><tr><th></th><th>MPG</th><th>PTS</th><th>REB</th><th>AST</th><th>FG%</th><th>3FG%</th><th>FT%</th></tr><tr><td>2015-16</td><td>3.7</td><td>0.3</td><td>0.3</td><td>0.0</td><td>.000</td><td>.000</td><td>.500</td></tr><tr><td>CAREER</td><td>3.1</td><td>1.0</td><td>0.6</td><td>0.0</td><td>.286</td><td>.250</td><td>.500</td></tr></table>		MPG	PTS	REB	AST	FG%	3FG%	FT%	2015-16	3.7	0.3	0.3	0.0	.000	.000	.500	CAREER	3.1	1.0	0.6	0.0	.286	.250	.500
	MPG	PTS	REB	AST	FG%	3FG%	FT%																				
2015-16	3.7	0.3	0.3	0.0	.000	.000	.500																				
CAREER	3.1	1.0	0.6	0.0	.286	.250	.500																				
	20		TANNER BORCHARDT (PRONOUNCED BOR-KART) F • 6-8 • 274 • Fr. • Gothenburg, Neb.																								
			<table><tr><th></th><th>MPG</th><th>PTS</th><th>REB</th><th>AST</th><th>FG%</th><th>3FG%</th><th>FT%</th></tr><tr><td>2015-16</td><td>4.7</td><td>1.3</td><td>0.7</td><td>0.0</td><td>1.000</td><td>.000</td><td>.000</td></tr><tr><td>CAREER</td><td>4.7</td><td>1.3</td><td>0.7</td><td>0.0</td><td>1.000</td><td>.000</td><td>.000</td></tr></table>		MPG	PTS	REB	AST	FG%	3FG%	FT%	2015-16	4.7	1.3	0.7	0.0	1.000	.000	.000	CAREER	4.7	1.3	0.7	0.0	1.000	.000	.000
	MPG	PTS	REB	AST	FG%	3FG%	FT%																				
2015-16	4.7	1.3	0.7	0.0	1.000	.000	.000																				
CAREER	4.7	1.3	0.7	0.0	1.000	.000	.000																				
	23		NICK FULLER G/F • 6-7 • 204 • So. • Sun Prairie, Wis.																								
			<table><tr><th></th><th>MPG</th><th>PTS</th><th>REB</th><th>AST</th><th>FG%</th><th>3FG%</th><th>FT%</th></tr><tr><td>2015-16</td><td>8.3</td><td>2.1</td><td>2.1</td><td>0.3</td><td>.400</td><td>.000</td><td>.688</td></tr><tr><td>CAREER</td><td>8.1</td><td>2.1</td><td>1.6</td><td>0.3</td><td>.500</td><td>.300</td><td>.727</td></tr></table>		MPG	PTS	REB	AST	FG%	3FG%	FT%	2015-16	8.3	2.1	2.1	0.3	.400	.000	.688	CAREER	8.1	2.1	1.6	0.3	.500	.300	.727
	MPG	PTS	REB	AST	FG%	3FG%	FT%																				
2015-16	8.3	2.1	2.1	0.3	.400	.000	.688																				
CAREER	8.1	2.1	1.6	0.3	.500	.300	.727																				
	24		JAKE HAMMOND F • 6-10 • 235 • Fr. • Comanche, Okla.																								
			<table><tr><th></th><th>MPG</th><th>PTS</th><th>REB</th><th>AST</th><th>FG%</th><th>3FG%</th><th>FT%</th></tr><tr><td>2015-16</td><td>14.5</td><td>4.3</td><td>4.3</td><td>0.2</td><td>.526</td><td>.000</td><td>.667</td></tr><tr><td>CAREER</td><td>7.2</td><td>1.7</td><td>1.9</td><td>0.1</td><td>.458</td><td>.000</td><td>.583</td></tr></table>		MPG	PTS	REB	AST	FG%	3FG%	FT%	2015-16	14.5	4.3	4.3	0.2	.526	.000	.667	CAREER	7.2	1.7	1.9	0.1	.458	.000	.583
	MPG	PTS	REB	AST	FG%	3FG%	FT%																				
2015-16	14.5	4.3	4.3	0.2	.526	.000	.667																				
CAREER	7.2	1.7	1.9	0.1	.458	.000	.583																				
	30		ED MORROW JR. F • 6-7 • 225 • Fr. • Chicago, Ill.																								
			<table><tr><th></th><th>MPG</th><th>PTS</th><th>REB</th><th>AST</th><th>FG%</th><th>3FG%</th><th>FT%</th></tr><tr><td>2015-16</td><td>15.9</td><td>4.1</td><td>4.3</td><td>0.3</td><td>.600</td><td>.000</td><td>.417</td></tr><tr><td>CAREER</td><td>15.9</td><td>4.1</td><td>4.3</td><td>0.3</td><td>.600</td><td>.000</td><td>.417</td></tr></table>		MPG	PTS	REB	AST	FG%	3FG%	FT%	2015-16	15.9	4.1	4.3	0.3	.600	.000	.417	CAREER	15.9	4.1	4.3	0.3	.600	.000	.417
	MPG	PTS	REB	AST	FG%	3FG%	FT%																				
2015-16	15.9	4.1	4.3	0.3	.600	.000	.417																				
CAREER	15.9	4.1	4.3	0.3	.600	.000	.417																				
	31		SHAVON SHIELDS (PRONOUNCED SHA-VON) G/F • 6-7 • 225 • Sr. • Olathe, Kan.																								
			<table><tr><th></th><th>MPG</th><th>PTS</th><th>REB</th><th>AST</th><th>FG%</th><th>3FG%</th><th>FT%</th></tr><tr><td>2015-16</td><td>24.7</td><td>13.4</td><td>5.3</td><td>3.1</td><td>.486</td><td>.294</td><td>.655</td></tr><tr><td>CAREER</td><td>31.8</td><td>12.5</td><td>5.6</td><td>1.7</td><td>.451</td><td>.270</td><td>.749</td></tr></table>		MPG	PTS	REB	AST	FG%	3FG%	FT%	2015-16	24.7	13.4	5.3	3.1	.486	.294	.655	CAREER	31.8	12.5	5.6	1.7	.451	.270	.749
	MPG	PTS	REB	AST	FG%	3FG%	FT%																				
2015-16	24.7	13.4	5.3	3.1	.486	.294	.655																				
CAREER	31.8	12.5	5.6	1.7	.451	.270	.749																				
	32		BENNY PARKER G • 5-9 • 175 • Sr. • Kansas City, Kan.																								
			<table><tr><th></th><th>MPG</th><th>PTS</th><th>REB</th><th>AST</th><th>FG%</th><th>3FG%</th><th>FT%</th></tr><tr><td>2015-16</td><td>24.3</td><td>3.9</td><td>1.7</td><td>2.4</td><td>.333</td><td>.357</td><td>.800</td></tr><tr><td>CAREER</td><td>21.4</td><td>3.1</td><td>1.5</td><td>1.6</td><td>.376</td><td>.260</td><td>.726</td></tr></table>		MPG	PTS	REB	AST	FG%	3FG%	FT%	2015-16	24.3	3.9	1.7	2.4	.333	.357	.800	CAREER	21.4	3.1	1.5	1.6	.376	.260	.726
	MPG	PTS	REB	AST	FG%	3FG%	FT%																				
2015-16	24.3	3.9	1.7	2.4	.333	.357	.800																				
CAREER	21.4	3.1	1.5	1.6	.376	.260	.726																				

Nebraska Basketball
Nebraska Extended Season Box Score (as of Nov 30, 2015)
All games

RECORD:	OVERALL	HOME	AWAY	NEUTRAL
ALL GAMES	5-2	4-0	0-1	1-1
CONFERENCE	0-0	0-0	0-0	0-0
NON-CONFERENCE	5-2	4-0	0-1	1-1

##	Player	gp-gs	min	avg	Total	3-Point	F-Throw	Rebounds			off	def	tot	avg	pf	dq	a	a/g	to	to/g	a/to	blk	blk/g	stl	stl/g	pts	avg
					fg-fga	fg%	3fg-fga	3fg%	ft-fa	ft%																	
03	White III, Andrew	7-7	163	23.3	36-72	.500	18-38	.474	14-18	.778	7	24	31	4.4	18	1	1	0.14	15	2.14	0.07	5	0.71	5	0.71	104	14.9
31	Shields, Shavon	7-7	173	24.7	35-72	.486	5-17	.294	19-29	.655	7	30	37	5.3	14	1	22	3.14	17	2.43	1.29	2	0.29	7	1.00	94	13.4
00	Webster, Tai	7-7	183	26.1	23-49	.469	5-14	.357	14-18	.778	7	23	30	4.3	14	0	14	2.00	17	2.43	0.82	1	0.14	9	1.29	65	9.3
05	Watson Jr., Glynn	7-0	146	20.9	20-58	.345	5-14	.357	15-18	.833	2	12	14	2.0	12	0	19	2.71	6	0.86	3.17	0	0.00	10	1.43	60	8.6
10	McVeigh, Jack	7-0	131	18.7	16-43	.372	11-27	.407	9-12	.750	9	17	26	3.7	12	0	8	1.14	5	0.71	1.60	1	0.14	6	0.86	52	7.4
24	Hammond, Jake	7-7	112	16.0	15-28	.536	0-0	.000	7-14	.500	17	19	36	5.1	15	0	1	0.14	5	0.71	0.20	3	0.43	1	0.14	37	5.3
12	Jacobson, Michael	7-0	72	10.3	7-14	.500	0-1	.000	16-18	.889	9	16	25	3.6	10	0	1	0.14	5	0.71	0.20	0	0.00	4	0.57	30	4.3
30	Morrow Jr., Ed	7-0	111	15.9	12-20	.600	0-0	.000	5-12	.417	12	18	30	4.3	19	1	2	0.29	13	1.86	0.15	8	1.14	0	0.00	29	4.1
32	Parker, Benny	7-7	174	24.9	9-27	.333	5-14	.357	4-5	.800	2	10	12	1.7	14	0	17	2.43	9	1.29	1.89	0	0.00	6	0.86	27	3.9
11	Evelyn, Bakari	5-0	37	7.4	3-9	.333	1-6	.167	8-8	1.000	2	3	5	1.0	5	0	3	0.60	3	0.60	1.00	0	0.00	0	0.00	15	3.0
23	Fuller, Nick	7-0	58	8.3	2-5	.400	0-2	.000	11-16	.688	7	8	15	2.1	6	0	2	0.29	5	0.71	0.40	0	0.00	2	0.29	15	2.1
20	Borchardt, Tanner	3-0	14	4.7	2-2	1.000	0-0	.000	0-0	.000	1	1	2	0.7	3	0	0	0.00	2	0.67	0.00	0	0.00	0	0.00	4	1.3
04	Trueblood, Johnny	4-0	15	3.8	1-3	.333	0-0	.000	2-4	.500	0	1	1	0.3	0	0	2	0.50	1	0.25	2.00	0	0.00	1	0.25	4	1.0
15	Laws, Malcolm	3-0	11	3.7	0-3	.000	0-1	.000	1-2	.500	0	1	1	0.3	4	0	0	0.00	0	0.00	0.00	0	0.00	0	0.00	1	0.3
Total.....		7	1400		181-405	.447	50-134	.373	125-174	.718	100	195	295	42.1	146	3	92	13.14	103	14.71	0.89	20	2.86	51	7.29	537	76.7
Opponents.....		7	1400		148-389	.380	35-121	.289	112-161	.696	75	153	228	32.6	156	3	74	10.57	96	13.71	0.77	31	4.43	50	7.14	443	63.3

Score by Periods	1st	2nd	Totals
Nebraska	266	271	537
Opponents	180	263	443

2015-16 TEAM GAME-BY-GAME COMPARISON

Team	FG-FGA	Pct.	3FG-3FGA	Pct.	FT-FTA	Pct.	O-D	Reb.	PF	A	TO	B	S	Pts.	W/L
Mississippi Valley State	15-58	.259	3-16	.188	18-24	.750	15-20	35	27	6	21	2	10	51	
at Nebraska	31-57	.544	10-22	.455	25-34	.735	12-32	44	21	17	15	3	11	97	W
at No. 11 Villanova	31-63	.492	9-30	.300	16-20	.800	10-23	33	17	20	8	5	10	87	
Nebraska	23-61	.377	7-23	.304	10-13	.769	17-23	40	21	9	22	2	7	63	L
Delaware State	21-47	.447	5-11	.455	13-22	.591	10-17	27	24	6	17	1	6	60	
at Nebraska	22-50	.440	12-28	.429	19-25	.760	15-19	34	22	19	16	4	7	75	W
Southeastern Louisiana	24-59	.407	0-14	.000	17-25	.680	8-23	31	25	8	16	6	7	65	
at Nebraska	32-69	.464	6-13	.462	22-32	.688	19-33	52	22	14	14	3	4	92	W
Arkansas-Pine Bluff	15-49	.306	3-13	.231	11-20	.550	7-26	33	27	6	12	7	6	44	
at Nebraska	21-55	.382	2-19	.105	23-32	.719	16-34	50	21	10	11	4	5	67	W
vs. No. 24 Cincinnati	21-54	.389	7-17	.412	16-24	.667	16-23	39	13	15	11	3	2	65	
at Nebraska	22-52	.423	7-16	.438	10-11	.909	7-22	29	20	12	12	4	9	61	L
vs. Tennessee	21-59	.356	8-20	.400	21-26	.808	9-21	30	23	13	11	7	6	71	
at Nebraska	30-61	.492	6-13	.462	16-27	.593	14-32	46	19	11	13	0	8	82	W

2015-16 NEBRASKA TEAM SUPERLATIVES

NEBRASKA TEAM GAME HIGHS		
POINTS	97	MISSISSIPPI VALLEY STATE (11/14/15)
	92	SE LOUISIANA (11/22/15)
	82	vs Tennessee (11/28/15)
FIELD GOALS MADE	32	SE LOUISIANA (11/22/15)
	31	MISSISSIPPI VALLEY STATE (11/14/15)
FIELD GOAL ATTEMPTS	69	SE LOUISIANA (11/22/15)
	61	vs Tennessee (11/28/15)
	61	at Villanova (11/17/15)
FIELD GOAL PERCENTAGE	.544 (31-57)	MISSISSIPPI VALLEY STATE (11/14/15)
	.492 (30-61)	vs Tennessee (11/28/15)
3 PT FIELD GOALS MADE	12	DELAWARE STATE (11/19/15)
	10	MISSISSIPPI VALLEY STATE (11/14/15)
3 PT FG ATTEMPTS	28	DELAWARE STATE (11/19/15)
	23	at Villanova (11/17/15)
3 PT FG PERCENTAGE	.462 (6-13)	vs Tennessee (11/28/15)
	.462 (6-13)	SE LOUISIANA (11/22/15)
FREE THROWS MADE	25	MISSISSIPPI VALLEY STATE (11/14/15)
	23	ARKANSAS-PINE BLUFF (11/24/15)
FREE THROW ATTEMPTS	34	MISSISSIPPI VALLEY STATE (11/14/15)
	32	ARKANSAS-PINE BLUFF (11/24/15)
	32	SE LOUISIANA (11/22/15)
FREE THROW PERCENTAGE	.909 (10-11)	vs Cincinnati (11/27/15)
	.769 (10-13)	at Villanova (11/17/15)
REBOUNDS	52	SE LOUISIANA (11/22/15)
	50	ARKANSAS-PINE BLUFF (11/24/15)
ASSISTS	19	DELAWARE STATE (11/19/15)
	17	MISSISSIPPI VALLEY STATE (11/14/15)
STEALS	11	MISSISSIPPI VALLEY STATE (11/14/15)
	9	vs Cincinnati (11/27/15)
BLOCKED SHOTS	4	vs Cincinnati (11/27/15)
	4	ARKANSAS-PINE BLUFF (11/24/15)
	4	DELAWARE STATE (11/19/15)
TURNOVERS	22	at Villanova (11/17/15)
FOULS	22	SE LOUISIANA (11/22/15)
	22	DELAWARE STATE (11/19/15)

NEBRASKA TEAM GAME LOWS		
POINTS	61	vs Cincinnati (11/27/15)
	63	at Villanova (11/17/15)
	67	ARKANSAS-PINE BLUFF (11/24/15)
FIELD GOALS MADE	21	ARKANSAS-PINE BLUFF (11/24/15)
	22	DELAWARE STATE (11/19/15)
	22	vs Cincinnati (11/27/15)
FIELD GOAL ATTEMPTS	50	DELAWARE STATE (11/19/15)
	52	vs Cincinnati (11/27/15)
FIELD GOAL PERCENTAGE	.377 (23-61)	at Villanova (11/17/15)
	.382 (21-55)	ARKANSAS-PINE BLUFF (11/24/15)
3 PT FIELD GOALS MADE	2	ARKANSAS-PINE BLUFF (11/24/15)
	6	SE LOUISIANA (11/22/15)
	6	vs Tennessee (11/28/15)
3 PT FG ATTEMPTS	13	SE LOUISIANA (11/22/15)
	13	vs Tennessee (11/28/15)
3 PT FG PERCENTAGE	.105 (2-19)	ARKANSAS-PINE BLUFF (11/24/15)
	.304 (7-23)	at Villanova (11/17/15)
FREE THROWS MADE	10	at Villanova (11/17/15)
	10	vs Cincinnati (11/27/15)
FREE THROW ATTEMPTS	11	vs Cincinnati (11/27/15)
	13	at Villanova (11/17/15)
FREE THROW PERCENTAGE	.593 (16-27)	vs Tennessee (11/28/15)
	.688 (22-32)	SE LOUISIANA (11/22/15)
REBOUNDS	29	vs Cincinnati (11/27/15)
	34	DELAWARE STATE (11/19/15)
ASSISTS	9	at Villanova (11/17/15)
	10	ARKANSAS-PINE BLUFF (11/24/15)
STEALS	4	SE LOUISIANA (11/22/15)
	5	ARKANSAS-PINE BLUFF (11/24/15)
BLOCKED SHOTS	0	vs Tennessee (11/28/15)
	2	at Villanova (11/17/15)
TURNOVERS	11	ARKANSAS-PINE BLUFF (11/24/15)
FOULS	19	vs Tennessee (11/28/15)

OPPONENT TEAM GAME HIGHS		
POINTS	87	at Villanova (11/17/15)
	71	vs Tennessee (11/28/15)
	65	vs Cincinnati (11/27/15)
	65	SE LOUISIANA (11/22/15)
FIELD GOALS MADE	31	at Villanova (11/17/15)
	24	SE LOUISIANA (11/22/15)
FIELD GOAL ATTEMPTS	63	at Villanova (11/17/15)
	59	vs Tennessee (11/28/15)
	59	SE LOUISIANA (11/22/15)
FIELD GOAL PERCENTAGE	.492 (31-63)	at Villanova (11/17/15)
	.447 (21-47)	DELAWARE STATE (11/19/15)
3 PT FIELD GOALS MADE	9	at Villanova (11/17/15)
	8	vs Tennessee (11/28/15)
3 PT FG ATTEMPTS	30	at Villanova (11/17/15)
	20	vs Tennessee (11/28/15)
3 PT FG PERCENTAGE	.455 (5-11)	DELAWARE STATE (11/19/15)
	.412 (7-17)	vs Cincinnati (11/27/15)
FREE THROWS MADE	21	vs Tennessee (11/28/15)
	18	MISSISSIPPI VALLEY STATE (11/14/15)
FREE THROW ATTEMPTS	26	vs Tennessee (11/28/15)
	25	SE LOUISIANA (11/22/15)
FREE THROW PERCENTAGE	.808 (21-26)	vs Tennessee (11/28/15)
	.800 (16-20)	at Villanova (11/17/15)
REBOUNDS	39	vs Cincinnati (11/27/15)
	35	MISSISSIPPI VALLEY STATE (11/14/15)
ASSISTS	20	at Villanova (11/17/15)
	15	vs Cincinnati (11/27/15)
STEALS	10	at Villanova (11/17/15)
	10	MISSISSIPPI VALLEY STATE (11/14/15)
BLOCKED SHOTS	7	vs Tennessee (11/28/15)
	7	ARKANSAS-PINE BLUFF (11/24/15)
TURNOVERS	21	MISSISSIPPI VALLEY STATE (11/14/15)
FOULS	27	ARKANSAS-PINE BLUFF (11/24/15)
	27	MISSISSIPPI VALLEY STATE (11/14/15)

OPPONENT TEAM GAME LOWS		
POINTS	44	ARKANSAS-PINE BLUFF (11/24/15)
	51	MISSISSIPPI VALLEY STATE (11/14/15)
	60	DELAWARE STATE (11/19/15)
FIELD GOALS MADE	15	MISSISSIPPI VALLEY STATE (11/14/15)
	15	ARKANSAS-PINE BLUFF (11/24/15)
FIELD GOAL ATTEMPTS	47	DELAWARE STATE (11/19/15)
	49	ARKANSAS-PINE BLUFF (11/24/15)
FIELD GOAL PERCENTAGE	.259 (15-58)	MISSISSIPPI VALLEY STATE (11/14/15)
	.306 (15-49)	ARKANSAS-PINE BLUFF (11/24/15)
3 PT FIELD GOALS MADE	0	SE LOUISIANA (11/22/15)
	3	MISSISSIPPI VALLEY STATE (11/14/15)
	3	ARKANSAS-PINE BLUFF (11/24/15)
3 PT FG ATTEMPTS	11	DELAWARE STATE (11/19/15)
	13	ARKANSAS-PINE BLUFF (11/24/15)
3 PT FG PERCENTAGE	.000 (0-14)	SE LOUISIANA (11/22/15)
	.188 (3-16)	MISSISSIPPI VALLEY STATE (11/14/15)
FREE THROWS MADE	11	ARKANSAS-PINE BLUFF (11/24/15)
	13	DELAWARE STATE (11/19/15)
FREE THROW ATTEMPTS	20	at Villanova (11/17/15)
	20	ARKANSAS-PINE BLUFF (11/24/15)
FREE THROW PERCENTAGE	.550 (11-20)	ARKANSAS-PINE BLUFF (11/24/15)
	.591 (13-22)	DELAWARE STATE (11/19/15)
REBOUNDS	27	DELAWARE STATE (11/19/15)
	30	vs Tennessee (11/28/15)
ASSISTS	6	MISSISSIPPI VALLEY STATE (11/14/15)
	6	DELAWARE STATE (11/19/15)
	6	ARKANSAS-PINE BLUFF (11/24/15)
STEALS	5	vs Cincinnati (11/27/15)
	6	DELAWARE STATE (11/19/15)
	6	ARKANSAS-PINE BLUFF (11/24/15)
BLOCKED SHOTS	1	vs Tennessee (11/28/15)
	1	DELAWARE STATE (11/19/15)
	2	MISSISSIPPI VALLEY STATE (11/14/15)
TURNOVERS	8	at Villanova (11/17/15)
FOULS	13	vs Cincinnati (11/27/15)

NEBRASKA MISCELLANEOUS STATISTICS

2015-16 NEBRASKA WIN/LOSS MARGIN																					
	1	2	3	4	5	6	7	8	9	10	11	12	13	14	15	16	17	18	19	20	+20
Husker Wins	0	0	0	0	0	0	0	0	0	0	0	1	0	0	1	0	0	0	0	0	3
Husker Losses	0	0	0	1	0	0	0	0	0	0	0	0	0	0	0	0	0	0	0	0	1

2015-16 NEBRASKA INDIVIDUAL GAME HIGHS		
Points	21	Webster, Tai vs Cincinnati (11/27/15)
	21	Shields, Shavon vs Delaware State (11/19/15)
	20	White III, Andrew vs Delaware State (11/19/15)
Field Goals Made	7	Webster, Tai vs Tennessee (11/28/15)
	7	Webster, Tai vs Cincinnati (11/27/15)
	7	White III, Andrew vs Delaware State (11/19/15)
	7	White III, Andrew vs Mississippi Valley State (11/14/15)
Field Goal Att.	15	Watson Jr., Glynn at Villanova (11/17/15)
	13	Webster, Tai vs Tennessee (11/28/15)
	13	Shields, Shavon vs Delaware State (11/19/15)
FG Pct (min 5 made)	1.000 (5-5)	Morrow Jr., Ed vs SE Louisiana (11/22/15)
	.714 (5-7)	Webster, Tai vs SE Louisiana (11/22/15)
3-Point FG Made	4	White III, Andrew vs Delaware State (11/19/15)
	4	White III, Andrew vs Mississippi Valley State (11/14/15)
	4	McVeigh, Jack vs Mississippi Valley State (11/14/15)
3-Point FG Att.	9	White III, Andrew vs Delaware State (11/19/15)
	7	Shields, Shavon vs Delaware State (11/19/15)
3-Pt FG Pct (min 2 made)	1.000 (4-4)	McVeigh, Jack vs Mississippi Valley State (11/14/15)
	1.000 (2-2)	Parker, Benny vs SE Louisiana (11/22/15)
	1.000 (2-2)	Watson Jr., Glynn vs SE Louisiana (11/22/15)
Free Throws Made	7	Shields, Shavon vs Delaware State (11/19/15)
	6	Watson Jr., Glynn vs Tennessee (11/28/15)
	6	Fuller, Nick vs Mississippi Valley State (11/14/15)
Free Throw Att.	10	Shields, Shavon vs Delaware State (11/19/15)
	8	Fuller, Nick vs Mississippi Valley State (11/14/15)
FT Pct (min 4 made)	1.000 (6-6)	Watson Jr., Glynn vs Tennessee (11/28/15)
	1.000 (5-5)	Webster, Tai vs Cincinnati (11/27/15)
Rebounds	10	Hammond, Jake vs Tennessee (11/28/15)
	9	Fuller, Nick vs Mississippi Valley State (11/14/15)
Assists	7	Shields, Shavon vs Delaware State (11/19/15)
	6	Shields, Shavon vs Tennessee (11/28/15)
	6	Parker, Benny vs Mississippi Valley State (11/14/15)
Steals	3	Shields, Shavon vs Tennessee (11/28/15)
	3	Watson Jr., Glynn vs Tennessee (11/28/15)
	3	Watson Jr., Glynn vs Cincinnati (11/27/15)
	3	Parker, Benny vs Cincinnati (11/27/15)
	3	McVeigh, Jack vs Delaware State (11/19/15)
Blocked Shots	3	Morrow Jr., Ed vs Arkansas-Pine Bluff (11/24/15)
	2	White III, Andrew vs Cincinnati (11/27/15)
	2	Morrow Jr., Ed vs Delaware State (11/19/15)
	2	White III, Andrew vs Mississippi Valley State (11/14/15)
Turnovers	6	Shields, Shavon vs Tennessee (11/28/15)
	6	Webster, Tai at Villanova (11/17/15)
Fouls	5	White III, Andrew vs Tennessee (11/28/15)
	5	Shields, Shavon vs Cincinnati (11/27/15)
	5	Morrow Jr., Ed vs Delaware State (11/19/15)
Minutes	36	Webster, Tai vs Tennessee (11/28/15)
	36	Shields, Shavon vs Delaware State (11/19/15)

2015-16 OPPONENT INDIVIDUAL GAME HIGHS		
Points	23	PUNTER, Kevin vs Tennessee (11/28/15)
	19	HART, Josh at Villanova (11/17/15)
	17	CAUPAIN, Troy vs Cincinnati (11/27/15)
	17	OCHEFU, Daniel at Villanova (11/17/15)
Field Goals Made	8	HART, Josh at Villanova (11/17/15)
	6	PUNTER, Kevin vs Tennessee (11/28/15)
	6	ARCIDIACONO, Ryan at Villanova (11/17/15)
	6	OCHEFU, Daniel at Villanova (11/17/15)
Field Goal Att.	14	HART, Josh at Villanova (11/17/15)
	13	PUNTER, Kevin vs Tennessee (11/28/15)
	13	Damian Young vs Mississippi Valley State (11/14/15)
FG Pct (min 5 made)	.714 (5-7)	Currington, James vs SE Louisiana (11/22/15)
	.600 (6-10)	OCHEFU, Daniel at Villanova (11/17/15)
3-Point FG Made	4	CAUPAIN, Troy vs Cincinnati (11/27/15)
	3	JOHNSON, Mahir vs Delaware State (11/19/15)
	3	HART, Josh at Villanova (11/17/15)
3-Point FG Att.	8	CAUPAIN, Troy vs Cincinnati (11/27/15)
	7	HART, Josh at Villanova (11/17/15)
3-Pt FG Pct (min 2 made)	1.000 (2-2)	THOMAS, Shaq vs Cincinnati (11/27/15)
	.750 (3-4)	JOHNSON, Mahir vs Delaware State (11/19/15)
Free Throws Made	9	PUNTER, Kevin vs Tennessee (11/28/15)
	8	Cook, Dimi vs SE Louisiana (11/22/15)
Free Throw Att.	11	ROBINSON, Ghivonni vs Arkansas-Pine Bluff (11/24/15)
	10	PUNTER, Kevin vs Tennessee (11/28/15)
FT Pct (min 4 made)	1.000 (6-6)	Kylan Phillips vs Mississippi Valley State (11/14/15)
	1.000 (4-4)	SCHOFIELD, Admiral vs Tennessee (11/28/15)
	1.000 (4-4)	Ta'Jay Henry vs Mississippi Valley State (11/14/15)
	1.000 (4-4)	Damian Young vs Mississippi Valley State (11/14/15)
Rebounds	10	OCHEFU, Daniel at Villanova (11/17/15)
	9	ELLIS, Octavius vs Cincinnati (11/27/15)
Assists	6	BRUNSON, Jalen at Villanova (11/17/15)
	5	PUNTER, Kevin vs Tennessee (11/28/15)
Steals	6	Damian Young vs Mississippi Valley State (11/14/15)
	4	PUNTER, Kevin vs Tennessee (11/28/15)
	4	HART, Josh at Villanova (11/17/15)
Blocked Shots	4	PARKER, Chauncy vs Arkansas-Pine Bluff (11/24/15)
	3	MOORE, Armani vs Tennessee (11/28/15)
	3	ALEXANDER, Kyle vs Tennessee (11/28/15)
	3	OCHEFU, Daniel at Villanova (11/17/15)
Turnovers	5	PUNTER, Kevin vs Tennessee (11/28/15)
	5	HUGHES, Todd vs Delaware State (11/19/15)
Fouls	5	BAYLESS, Deshon vs Arkansas-Pine Bluff (11/24/15)
	5	OWENS, Jason vs Delaware State (11/19/15)
	5	Ta'Jay Henry vs Mississippi Valley State (11/14/15)

2015-16 NEBRASKA RECORD BY STARTING LINEUP		
No.	Starting Lineup	Record
1.	Hammond, Parker, Shields, Webster, White III.	5-2

THE LAST TIME . . .

	Nebraska...	A Nebraska Opponent...
Scored 100 or more points	107; vs. North Carolina A&T, 12/19/05	101; TCU, 3/15/99
Scored 90 or more points	97; Southeastern Louisiana, 11/22/15	96; UMass, 11/21/13
Scored 41 to 50 points	46; Iowa, 2/22/15	44; Arkansas-Pine Bluff, 11/24/15
Scored 40 or fewer points	38; at Oregon, 12/15/12	39; Grambling State, 12/21/10
Shot 70% from the field723; vs. UNC Wilmington 12/5/97 (34-47)	.723; Kansas, 2/2/85 (34-47)
Shot 60% from the field628; vs. Northwestern, 2/3/15 (27-43)	.619; Colorado, 3/2/10 (26-42)
Shot 90% from the free throw line (Min 10 attempts)	90.9; vs. Cincinnati, 11/27/15 (10-11)	90.5; Michigan State, 12/31/11 (19-21)
Made 10, 3-Point Field Goals	12; Delaware State, 11/19/15 (12-28)	11; at Ohio State, 2/26/15 (11-19)
Had 60 rebounds	60; vs. Oral Roberts, 12/22/99	62; Colorado, 2/15/75
Had 50 rebounds	50; Arkansas-Pine Bluff, 11/24/15	50; Tennessee, 12/13/03
Had 30 assists	35; vs. Northeastern Illinois, 12/21/94	30; Iowa State, 2/3/93
Had 15 steals	15; vs. Arkansas State, 12/14/13	15; Florida State, 12/31/05
Had 10 blocked shots	11; at Creighton, 12/11/05	16; Penn State, 3/11/15
Had 10 or fewer turnovers	7; Maryland, 3/8/15	8; at Villanova, 11/17/15
Had 20 or more turnovers	22; at Villanova, 11/17/15	20; Southeastern Louisiana, 1/5/10
Had three players with 20 points	vs. Oklahoma State, 3/5/07	Texas, 1/21/98
.....	(Perry 25; Maric 23; Velander 20)	(Mihm 29, Axtell 25, Clack 22)
Had three players with 10 rebounds	vs. Texas Tech, 1/19/00	at Kansas, 1/9/02
.....	(Bradford 16, Friend 12, Truscott 11)	(Collison 13, Gooden 12, Simien 10)
Had five players reach double-figure points	vs. Tennessee, 11/28/15	at Wisconsin, 1/15/15
.....	(Webster 18, White III 15; Hammond 11; Shields 11; Watson 10)	(Kaminsky 22; Hayes 13; Dekker 11; Koenig 11; Dukan 10)
Had a player score 40 points	41; Aleks Maric, vs. Kansas State, 2/13/07	41; Jarrius Jackson, Texas Tech, 2/18/06
Had a player score 30 points	32; Terran Petteway vs. Michigan State, 1/24/15	33; Doug McDermott, Creighton, 12/8/13
Had a player grab 15 rebounds	16; Aleks Maric vs. Colorado, 3/9/08	16; Jared Swopshire, Northwestern, 1/26/13
Had a player dish out 10 assists	10; Lance Jeter vs. Kansas, 2/5/11	10; D.J. Augustin, Texas, 1/24/07
Had a player collect five steals	7; Brandon Richardson at Ohio State, 1/3/12	5; Denzel Livingston, Incarnate Word, 12/10/14
Had a player block five shots	5; Jorge Brian Diaz vs. Florida Gulf Coast, 12/7/11	6; Ekpe Udoh, Baylor, 2/10/10

MISC. STATS

Opponent	NU-Opp Paint	NU-Opp off TO	NU-Opp 2nd Ch.	NU-Opp Bench	Largest Lead	Largest Deficit
Mississippi Valley State	38-16	26-12	14-10	60-42	46 (2nd, 0:48)	-
at Villanova	24-30	10-33	22-11	27-19	7 (1st, 7:43)	30 (2nd, 4:23)
Delaware State	16-24	24-23	9-13	17-38	25 (2nd, 11:54)	4 (1st, 17:45)
Southeastern Louisiana	42-36	16-10	18-6	48-39	46 (2nd, 7:55)	-
Arkansas-Pine Bluff	30-18	15-4	20-5	10-2	26 (2nd, 8:59)	-
vs. Cincinnati	26-26	14-9	6-22	11-14	6 (1st, 7:59)	8 (2nd, 3:09)
vs. Tennessee	42-26	8-11	11-6	21-22	22 (2nd, 12:30)	3 (1st, 18:43)

2014-15 NEBRASKA BASKETBALL GAME-BY-GAME REVIEW

(-----Nebraska Individual Leaders-----)

Date	Opponent	Result	Record (B1G)	Attendance	Points	Rebounds	Assists	Steals
11/14	Mississippi Valley State	W, 97-51	1-0 (0-0)	15,489	White III, 18	Fuller, 9	Parker, 6	White, Webster, 2
11/17	at No. 11 Villanova	L, 63-87	1-1 (0-0)	6,500	White III, 18	Shields, 8	Webster, 3	Webster, 2
11/19	Delaware State	W, 75-60	2-1 (0-0)	15,447	Shields, 21	Hammond, 7	Shields, 7	McVeigh, 3
11/22	Southeastern Louisiana	W, 92-65	3-1 (0-0)	15,533	Watson, 14	Shields, Jacobson, 7	Parker, Watson 3	Webster, 2
11/24	Arkansas-Pine Bluff	W, 67-44	4-1 (0-0)	15,502	White, 16	Jacobson, 8	Watson, 3	Watson, 2
11/27	vs. No. 24 Cincinnati #	L, 61-65	4-2 (0-0)	NA	Webster, 21	Webster, 8	Webster, Watson, 3	Parker, Watson 3
11/28	vs. Tennessee	W, 82-71	5-2 (0-0)	NA	Webster, 18	Hammond, 10	Shields, 6	Shields, Watson 3

* -- Big Ten game; #-Barclays Center Classic

MISCELLANEOUS REVIEW

Nebraska Record When:	All (W)	All (L)	H (W)	H (L)	A (W)	A (L)
Ahead at Halftime	5	0	4	0	1	0
Behind at Halftime	0	1	0	0	0	1
Tied at Halftime	0	1	0	0	0	1
Bench Outscores Opponent's	3	1	3	0	0	1
Opponent Bench Outscores NU	2	1	1	0	1	1
Bench scoring is even	0	0	0	0	0	0
Shooting 50% or Better	1	0	1	0	0	0
Shooting Under 50%	4	2	3	0	1	2
Opp. Shoots 50% or Better	0	0	0	0	0	0
Opp. Shoots Under 50%	5	2	4	0	1	2
Outshooting Opponent (pct.)	4	1	3	0	1	1
Outshot by Opponent (pct.)	1	1	1	0	0	1
Shooting is even	0	0	0	0	0	0
Outrebounding Opponent	5	1	4	0	1	1
Outrebounded by Opponent	0	1	0	0	0	1
Rebounds are Even	0	0	0	0	0	0
Committing More TOs than Opp	1	2	0	0	1	2
Committing Fewer TOs than Opp	4	0	4	0	0	0
Turnovers are Even	0	0	0	0	0	0
Leading with 5:00 left	5	0	4	0	1	0
Trailing with 5:00 left	0	2	0	0	0	2
Tied with 5:00 left	0	0	0	0	0	0
In Overtime	0	0	0	0	0	0
Scoring 80 or more points	3	0	2	0	1	0
Scoring 61 to 79 points	2	2	2	0	0	2
Scoring 60 or fewer points	0	0	0	0	0	0
Allowing 80 or more points	0	1	0	0	0	1
Allowing 61 to 79 points	2	1	1	0	1	1
Allowing 60 or fewer points	3	0	3	0	0	0

Field-Goal Percentage by Site:

NU	H (PBA) --106-231= 45.9	A --75-174= 43.1
OPP	A --73-176 = 41.5	H (PBA) 75-213 = 35.2

Free-Throw Percentage by Site:

NU	H (PBA) - 89-123= 72.4	A --36-51= 70.6
OPP	A --53-70= 75.7	H (PBA) - 59-91= 64.8

NU Average at home: 82.8 ppg (331)

Opp. Average at home: 55.0 ppg (220)

NU Average on Road/Neutral: 68.7 ppg (206)

Opp. Average on Road/Neutral: 74.3 ppg (223)

MISCELLANEOUS STREAKS

Biggest margin of victory	46, Mississippi Valley State (11/14/15)
Biggest margin of defeat	24, at Villanova (11/17/15)
Largest deficit overcome in win	4; Delaware State (11/19/15)
Largest halftime deficit overcome in win	NA
Largest lead surrendered in loss	7, at Villanova (11/17/15)
Largest halftime lead surrendered in loss	6; vs. Cincinnati (11/27/15)
Largest lead at any time	46, Mississippi Valley State (11/14/15); vs. Southeast Louisiana (11/22/15)
Largest deficit at any time	30, at Villanova (11/17/15)
Largest runs without opponent scoring	17, Mississippi Valley State (14:08-9:07, 2nd)
Largest opponent run without NU scoring	22, at Villanova (6:56-0:23, 1st)

#0 TAI WEBSTER

Points
Season: 21 vs. Cincinnati (11/27/15)
Career: same

Rebounds
Season: 8 vs. Cincinnati (11/27/15)
Career: same

Field Goals
Season: 7 vs. Cincinnati (11/27/15); vs. Tennessee (11/27/15)
Career: same

Field Goal Attempts
Season: 13 vs. Tennessee (11/27/15)
Career: same

3-Point Field Goals
Season: 2 vs. Cincinnati (11/27/15)
Career: 2 vs. Michigan St. (1/24/15); vs. Cincinnati (11/27/15)

3-Point Field Goal Attempts
Season: 3 vs. Cincinnati (11/27/15)
Career: 5 vs. Northern Kentucky (11/16/14)

Free Throws
Season: 5 vs. Cincinnati (11/27/15)
Career: 8 vs. Penn State (2/20/14)

Free Throw Attempts
Season: 11 vs. South Carolina State (11/17/13)
Career: same

Assists
Season: 4 vs. Delaware State (11/19/15)
Career: 5 three times, last vs. Arkansas State (12/14/13)

Steals
Season: 2 four times, last vs. SE Louisiana (11/22/15)
Career: 4 four times, last at Penn St. (2/7/15)

Blocks
Season: 1 vs. UAPB (11/24)
Career: 1 six times, last vs. UAPB (11/24)

Minutes Played
Season: 36 vs. Tennessee (11/27/15)
Career: 36 at Cincinnati (12/28/13); vs. Tennessee (11/27/15)

#3 ANDREW WHITE III (NEBRASKA HIGHS)

Points
Season: 20 vs. Delaware State (11/19/15)
Career: same

Rebounds
Season: 6 at Villanova (11/17/15); vs. SE Louisiana (11/22/15)
Career: same

Field Goals
Season: 7 vs. MVSU (11/14/15); vs. Delaware State (11/19/15)
Career: same

Field Goal Attempts
Season: 12 vs. Delaware State (11/19/15)
Career: same

3-Point Field Goals
Season: 4 vs. MVSU (11/14/15); vs. Delaware State (11/19/15)
Career: same

3-Point Field Goal Attempts
Season: 9 vs. Delaware State (11/19/15)
Career: same

Free Throws
Season: 5 vs. UAPB (11/24)
Career: same

Free Throw Attempts
Season: 6 vs. UAPB (11/24)
Career: same

Assists
Season: 1 vs. Cincinnati (11/27/15)
Career: same

Steals
Season: 2 vs. Mississippi Valley State (11/14/15)
Career: same

Blocks
Season: 2 vs. MVSU (11/14/15); vs. Cincinnati (11/27/15)
Career: same

Minutes Played
Season: 30 at Villanova (11/17/15)
Career: same

#4 JOHNNY TRUEBLOOD

Points
Season: 2 at Villanova (11/17/15); vs. SE Louisiana (11/22/15)
Career: same

Rebounds
Season: 1 vs. SE Louisiana (11/22/15)
Career: same

Field Goals
Season: 1 at Villanova (11/17/15)
Career: same

Field Goal Attempts
Season: 2 vs. SE Louisiana (11/22/15)
Career: same

3-Point Field Goals
Season: none
Career: same

3-Point Field Goal Attempts
Season: none
Career: same

Free Throws
Season: 4 vs. SE Louisiana (11/22/15)
Career: same

Free Throw Attempts
Season: 4 vs. SE Louisiana (11/22/15)
Career: same

Assists
Season: 2 vs. Mississippi Valley State (11/14/15)
Career: same

Steals
Season: none
Career: same

Blocks
Season: none
Career: same

Minutes Played
Season: 8 vs. SE Louisiana (11/22/15)
Career: same

#5 GLYNN WATSON JR.

Points
Season: 14 vs. SE Louisiana (11/22/15)
Career: same

Rebounds
Season: 4 vs. SE Louisiana (11/22/15)
Career: same

Field Goals
Season: 5 at Villanova (11/17/15); vs. SE Louisiana (11/22/15)
Career: same

Field Goal Attempts
Season: 15 at Villanova (11/17/15)
Career: same

3-Point Field Goals
Season: 2 vs. SE Louisiana (11/22/15)
Career: same

3-Point Field Goal Attempts
Season: 4 vs. MVSU (11/14/15); at Villanova (11/17/15)
Career: same

Free Throws
Season: 6 vs. Tennessee (11/27/15)
Career: same

Free Throw Attempts
Season: 6 vs. Tennessee (11/27/15)
Career: same

Assists
Season: 3, five times, last vs. Cincinnati (11/27/15)
Career: same

Steals
Season: 3 vs. Cincinnati (11/27/15); vs. Tennessee (11/27/15)
Career: same

Blocks
Season: none
Career: same

Minutes Played
Season: 25 at Villanova (11/17/15); vs. Cincinnati (11/27/15)
Career: same

#10 JACK MCVEIGH

Points
Season: 16 vs. Mississippi Valley State (11/14/15)
Career: same

Rebounds
Season: 4 four times, last vs. UAPB (11/24)
Career: same

Field Goals
Season: 4 vs. Mississippi Valley State (11/14/15)
Career: same

Field Goal Attempts
Season: 7 three times, last vs. UAPB (11/24)
Career: same

3-Point Field Goals
Season: 4 vs. Mississippi Valley State (11/14/15)
Career: same

3-Point Field Goal Attempts
Season: 6 vs. Delaware State (11/19/15)
Career: same

Free Throws
Season: 4 vs. MVSU (11/14/15); vs. SE Louisiana (11/22/15)
Career: same

Free Throw Attempts
Season: 4 vs. MVSU (11/14/15); vs. SE Louisiana (11/22/15)
Career: same

Assists
Season: 2 four times, vs. Cincinnati (11/27/15)
Career: same

Steals
Season: 3 vs. Delaware State (11/19/15)
Career: same

Blocks
Season: 1 at Villanova (11/17/15)
Career: same

Minutes Played
Season: 26 vs. Cincinnati (11/27/15)
Career: same

#11 BAKARI EVELYN

Points
Season: 7 vs. Mississippi Valley State (11/14/15)
Career: same

Rebounds
Season: 3 vs. UAPB (11/24)
Career: same

Field Goals
Season: 2 vs. UAPB (11/24)
Career: same

Field Goal Attempts
Season: 4 vs. UAPB (11/24)
Career: same

3-Point Field Goals
Season: 1 vs. Mississippi Valley State (11/14/15)
Career: same

3-Point Field Goal Attempts
Season: 2 vs. SE Louisiana (11/22/15); vs. UAPB (11/24)
Career: same

Free Throws
Season: 4 vs. Mississippi Valley State (11/14/15)
Career: same

Free Throw Attempts
Season: 4 vs. Mississippi Valley State (11/14/15)
Career: same

Assists
Season: 1 three times, last vs. UAPB (11/24)
Career: same

Steals
Season: none
Career: same

Blocks
Season: none
Career: same

Minutes Played
Season: 14 vs. Mississippi Valley State (11/14/15)
Career: same

#12 MICHAEL JACOBSON

Points
Season: 11 vs. SE Louisiana (11/22/15)
Career: same

Rebounds
Season: 8 vs. UAPB (11/24)
Career: same

Field Goals
Season: 4 vs. SE Louisiana (11/22/15)
Career: same

Field Goal Attempts
Season: 8 vs. SE Louisiana (11/22/15)
Career: same

3-Point Field Goals
Season: none
Career: same

3-Point Field Goal Attempts
Season: 1 vs. SE Louisiana (11/22/15)
Career: same

Free Throws
Season: 5 vs. Mississippi Valley State (11/14/15)
Career: same

Free Throw Attempts
Season: 6 vs. Mississippi Valley State (11/14/15)
Career: same

Assists
Season: 1 vs. Mississippi Valley State (11/14/15)
Career: same

Steals
Season: 2 at Villanova (11/17/15)
Career: same

Blocks
Season: none
Career: same

Minutes Played
Season: 17 vs. Mississippi Valley State (11/14/15)
Career: same

#15 MALCOLM LAWS (NEBRASKA HIGHS)

Points
Season: 1 vs. Mississippi Valley State (11/14/15)
Career: same

Rebounds
Season: 1 vs. Mississippi Valley State (11/14/15)
Career: same

Field Goals
Season: none
Career: same

Field Goal Attempts
Season: 2 vs. SE Louisiana (11/22/15)
Career: same

3-Point Field Goals
Season: none
Career: same

3-Point Field Goal Attempts
Season: 1 vs. SE Louisiana (11/22/15)
Career: same

Free Throws
Season: 1 vs. Mississippi Valley State (11/14/15)
Career: same

Free Throw Attempts
Season: 2 vs. Mississippi Valley State (11/14/15)
Career: same

Assists
Season: none
Career: same

Steals
Season: none
Career: same

Blocks
Season: none
Career: same

Minutes Played
Season: 4 vs. MVSU (11/14/15); vs. SE Louisiana (11/22/15)
Career: same

2014-15 NEBRASKA INDIVIDUAL SEASON AND CAREER HIGHS

<div>#20 TANNER BORCHARDT</div> <div>Points</div> <div>Season: 4 vs. Mississippi Valley State (11/14/15)</div> <div>Career: same</div> <div>Rebounds</div> <div>Season: 2 vs. Mississippi Valley State (11/14/15)</div> <div>Career: same</div> <div>Field Goals</div> <div>Season: 2 vs. Mississippi Valley State (11/14/15)</div> <div>Career: same</div> <div>Field Goal Attempts</div> <div>Season: 2 vs. Mississippi Valley State (11/14/15)</div> <div>Career: same</div> <div>3-Point Field Goals</div> <div>Season: none</div> <div>Career: same</div> <div>3-Point Field Goal Attempts</div> <div>Season: none</div> <div>Career: same</div> <div>Free Throws</div> <div>Season: none</div> <div>Career: same</div> <div>Free Throw Attempts</div> <div>Season: none</div> <div>Career: same</div> <div>Assists</div> <div>Season: none</div> <div>Career: same</div> <div>Steals</div> <div>Season: none</div> <div>Career: same</div> <div>Blocks</div> <div>Season: none</div> <div>Career: same</div> <div>Minutes Played</div> <div>Season: 5 vs. UAPB (11/24)</div> <div>Career: same</div>	<div>#23 NICK FULLER</div> <div>Points</div> <div>Season: 10 vs. Mississippi Valley State (11/14/15)</div> <div>Career: 12 at Maryland (2/19/15)</div> <div>Rebounds</div> <div>Season: 9 vs. Mississippi Valley State (11/14/15)</div> <div>Career: same</div> <div>Field Goals</div> <div>Season: 2 vs. Mississippi Valley State (11/14/15)</div> <div>Career: 5 at Maryland (2/19/15)</div> <div>Field Goal Attempts</div> <div>Season: 3 vs. Mississippi Valley State (11/14/15)</div> <div>Career: 9 at Maryland (2/19/15)</div> <div>3-Point Field Goals</div> <div>Season: None</div> <div>Career: 2 at Maryland (2/19/15)</div> <div>3-Point Field Goal Attempts</div> <div>Season: 1 vs. Mississippi Valley State (11/14/15)</div> <div>Career: 3 at Maryland (2/19/15)</div> <div>Free Throws</div> <div>Season: 6 vs. Mississippi Valley State (11/14/15)</div> <div>Career: same</div> <div>Free Throw Attempts</div> <div>Season: 8 vs. Mississippi Valley State (11/14/15)</div> <div>Career: same</div> <div>Assists</div> <div>Season: 2 vs. SE Louisiana (11/22/15)</div> <div>Career: 2 vs. Incarnate Word (12/10/14); vs. SE Louisiana (11/22/15)</div> <div>Steals</div> <div>Season: 1 vs. MVSU (11/14/15); vs. UAPB (11/24)</div> <div>Career: 2 vs. Iowa (2/22/15)</div> <div>Blocks</div> <div>Season: None</div> <div>Career: 1 at Iowa (1/5/15)</div> <div>Minutes Played</div> <div>Season: 17 vs. SE Louisiana (11/22/15)</div> <div>Career: 30 vs. Iowa (2/22/15)</div>	<div>#24 JAKE HAMMOND</div> <div>Points</div> <div>Season: 11 vs. Tennessee (11/27/15)</div> <div>Career: same</div> <div>Rebounds</div> <div>Season: 10 vs. Tennessee (11/27/15)</div> <div>Career: same</div> <div>Field Goals</div> <div>Season: 5 vs. Tennessee (11/27/15)</div> <div>Career: same</div> <div>Field Goal Attempts</div> <div>Season: 9 vs. Tennessee (11/27/15)</div> <div>Career: same</div> <div>3-Point Field Goals</div> <div>Season: none</div> <div>Career: same</div> <div>3-Point Field Goal Attempts</div> <div>Season: none</div> <div>Career: same</div> <div>Free Throws</div> <div>Season: 2 vs. Delaware St. (11/19/15); vs. SE Louisiana (11/22/15)</div> <div>Career: same</div> <div>Free Throw Attempts</div> <div>Season: 5 vs. Tennessee (11/27/15)</div> <div>Career: Same</div> <div>Assists</div> <div>Season: 1 vs. Mississippi Valley State (11/14/15)</div> <div>Career: 1 at Florida St. (12/1/14); vs. MVSU (11/14/15)</div> <div>Steals</div> <div>Season: none</div> <div>Career: same</div> <div>Blocks</div> <div>Season: 1 vs. Delaware St. (11/19/15); vs. Cincinnati (11/27/15)</div> <div>Career: 1, four times, last vs. Cincinnati (11/27/15)</div> <div>Minutes Played</div> <div>Season: 25 vs. Tennessee (11/27/15)</div> <div>Career: same</div>	<div>#30 ED MORROW JR.</div> <div>Points</div> <div>Season: 11 vs. SE Louisiana (11/22/15)</div> <div>Career: same</div> <div>Rebounds</div> <div>Season: 5 four times, last vs. Tennessee (11/27/15)</div> <div>Career: same</div> <div>Field Goals</div> <div>Season: 5 vs. SE Louisiana (11/22/15)</div> <div>Career: same</div> <div>Field Goal Attempts</div> <div>Season: 5 vs. SE Louisiana (11/22/15)</div> <div>Career: same</div> <div>3-Point Field Goals</div> <div>Season: none</div> <div>Career: same</div> <div>3-Point Field Goal Attempts</div> <div>Season: none</div> <div>Career: same</div> <div>Free Throws</div> <div>Season: 2 vs. UAPB (11/24)</div> <div>Career: same</div> <div>Free Throw Attempts</div> <div>Season: 4 vs. MVSU (11/14/15); vs. UAPB (11/24)</div> <div>Career: same</div> <div>Assists</div> <div>Season: 1 vs. UAPB (11/24/15); vs. Cincinnati (11/27/15)</div> <div>Career: same</div> <div>Steals</div> <div>Season: none</div> <div>Career: same</div> <div>Blocks</div> <div>Season: 3 vs. UAPB (11/24)</div> <div>Career: same</div> <div>Minutes Played</div> <div>Season: 18 vs. Cincinnati (11/27/15)</div> <div>Career: same</div>
<div>#31 SHAVON SHIELDS</div> <div>Points</div> <div>Season: 21 vs. Delaware State (11/19/15)</div> <div>Career: 35 vs. Omaha (11/25/14)</div> <div>Rebounds</div> <div>Season: 8 at Villanova (11/17/15)</div> <div>Career: 13 vs. Michigan State (2/16/13)</div> <div>Field Goals</div> <div>Season: 6 vs. Delaware State (11/19/15); vs. UAPB (11/24)</div> <div>Career: 12 vs. Omaha (11/25/14)</div> <div>Field Goal Attempts</div> <div>Season: 13 vs. Delaware State (11/19/15)</div> <div>Career: 21 vs. Penn State (3/11/15)</div> <div>3-Point Field Goals</div> <div>Season: 2 at Villanova (11/17/15); vs. Delaware St. (11/19/15)</div> <div>Career: 4 vs. Omaha (11/25/14)</div> <div>3-Point Field Goal Attempts</div> <div>Season: 7 vs. Delaware State (11/19/15)</div> <div>Career: 7 at Minnesota (1/31/15); vs. Delaware St. (11/19/15)</div> <div>Free Throws</div> <div>Season: 7 vs. Delaware State (11/19/15)</div> <div>Career: 15 vs. Illinois (2/12/14)</div> <div>Free Throw Attempts</div> <div>Season: 10 vs. Delaware State (11/19/15)</div> <div>Career: 15 vs. Illinois (2/12/14)</div> <div>Assists</div> <div>Season: 7 vs. Delaware State (11/19/15)</div> <div>Career: 8 vs. Northwestern (2/5/15)</div> <div>Steals</div> <div>Season: 3 vs. Tennessee (11/27/15)</div> <div>Career: 4 vs. Indiana (1/30/14); 4 vs. Maryland (3/8/15)</div> <div>Blocks</div> <div>Season: 1 vs. Delaware St. (11/19/15); vs. SE Louisiana (11/22/15)</div> <div>Career: 3 vs. Georgia (11/24/13)</div> <div>Minutes Played</div> <div>Season: 36 vs. Delaware State (11/19/15)</div> <div>Career: 46 vs. Cincinnati (12/13/14)</div>	<div>#32 BENNY PARKER</div> <div>Points</div> <div>Season: 10 vs. SE Louisiana (11/22/15)</div> <div>Career: 12 at Hawaii (12/22/14)</div> <div>Rebounds</div> <div>Season: 3 vs. SE Louisiana (11/22/15)</div> <div>Career: 6 at Maryland (2/19/15)</div> <div>Field Goals</div> <div>Season: 4 vs. SE Louisiana (11/22/15)</div> <div>Career: 5 at Hawaii (12/22/14)</div> <div>Field Goal Attempts</div> <div>Season: 7 vs. SE Louisiana (11/22/15)</div> <div>Career: 7 three times, last vs. SE Louisiana (11/22/15)</div> <div>3-Point Field Goals</div> <div>Season: 2 vs. Delaware St. (11/19/15); vs. SE Louisiana (11/22/15)</div> <div>Career: 2 four times, last vs. SE Louisiana (11/22/15)</div> <div>3-Point Field Goal Attempts</div> <div>Season: 3 at Villanova (11/17/15); vs. Delaware St. (11/19/15)</div> <div>Career: 3 three times, last vs. Delaware State (11/19/15)</div> <div>Free Throws</div> <div>Season: 2 vs. Delaware St. (11/19/15); vs. Tennessee (11/27/15)</div> <div>Career: 6 at Wake Forest (11/27/12); vs. Minnesota (1/20/15)</div> <div>Free Throw Attempts</div> <div>Season: 2 vs. Delaware St. (11/19/15); vs. Tennessee (11/27/15)</div> <div>Career: 9 at Wake Forest (11/27/12)</div> <div>Assists</div> <div>Season: 6 vs. Mississippi Valley State (11/14/15)</div> <div>Career: 7 vs. Tulane (11/21/12)</div> <div>Steals</div> <div>Season: 3 vs. Cincinnati (11/27/15)</div> <div>Career: 4 four times, last vs. Loyola Marymount (12/23/14)</div> <div>Blocks</div> <div>Season: None</div> <div>Career: 1 four times, last vs. Indiana (12/31/14)</div> <div>Minutes Played</div> <div>Season: 30 vs. Cincinnati (11/27/15)</div> <div>Career: 44 vs. Cincinnati (12/13/14)</div>	<div>ANTON GILL (REDSHIRTING)</div> <div>Points</div> <div>Season: none</div> <div>Career: same</div> <div>Rebounds</div> <div>Season: none</div> <div>Career: same</div> <div>Field Goals</div> <div>Season: none</div> <div>Career: same</div> <div>Field Goal Attempts</div> <div>Season: none</div> <div>Career: same</div> <div>3-Point Field Goals</div> <div>Season: none</div> <div>Career: same</div> <div>3-Point Field Goal Attempts</div> <div>Season: none</div> <div>Career: same</div> <div>Free Throws</div> <div>Season: none</div> <div>Career: same</div> <div>Free Throw Attempts</div> <div>Season: none</div> <div>Career: same</div> <div>Assists</div> <div>Season: none</div> <div>Career: same</div> <div>Steals</div> <div>Season: none</div> <div>Career: same</div> <div>Blocks</div> <div>Season: none</div> <div>Career: same</div> <div>Minutes Played</div> <div>Season: none</div> <div>Career: same</div>	



#0 TAI WEBSTER | 6-4 | 196 | Jr. | G | Auckland, New Zealand

CAREER STATS

Year	GP	GS	Min	Avg	Total			3FG	3FGA	Pct	FT	FTA	Pct	Rebounds				PF	FO	Ast	TO	Blk	Stl	Pts	Avg
					FG	FGA	Pct							Off	Def	Tot	Avg								
2013-14	32	30	729	22.8	34	112	.304	6	35	.171	52	84	.619	14	52	66	2.1	74	0	63	58	3	24	126	3.9
2014-15	30	4	551	18.4	39	109	.358	12	52	.231	28	38	.737	12	45	57	1.9	64	2	35	39	4	21	118	3.9
2015-16	7	7	183	26.1	23	49	.469	5	14	.357	14	18	.778	7	23	30	4.3	14	0	14	17	1	9	65	9.3
TOTAL	69	41	1463	21.2	96	270	.356	23	101	.228	94	140	.671	33	120	153	2.2	152	2	112	114	8	54	309	4.5

2015-16 GAME-BY-GAME

Opponent	Date	GS	Min	TOTAL			3-PTS			FT	FTA	Pct	REBOUNDS				PF	FO	A	TO	Blk	Stl	Pts	Avg
				FG	FGA	Pct	3FG	FGA	Pct				Off	Def	Tot	Avg								
Mississippi Valley State	11/14/15	*	19	1	3	.333	0	2	.000	0	0	.000	0	4	4	4.0	2	0	1	2	0	2	2	2.0
at No. 11 Villanova	11/17/15	*	25	1	7	.143	0	2	.000	0	1	.000	0	1	1	2.5	2	0	3	6	0	2	2	2.0
Delaware State	11/19/15	*	31	1	4	.250	1	2	.500	2	3	.667	2	2	4	3.0	2	0	4	1	0	2	5	3.0
Southeastern Louisiana	11/22/15	*	20	5	7	.714	1	1	1.000	2	2	1.000	1	5	6	3.8	1	0	1	2	0	2	13	5.5
Arkansas-Pine Bluff	11/24/15	*	23	1	3	.333	0	1	.000	2	3	.667	1	4	5	4.0	3	0	2	2	1	0	4	5.2
vs. No. 24 Cincinnati	11/27/15	*	29	7	12	.583	2	3	.667	5	5	1.000	3	5	8	4.7	2	0	3	1	0	0	21	7.8
vs. Tennessee	11/28/15	*	36	7	13	.538	1	3	.333	3	4	.750	0	2	2	4.3	2	0	0	3	0	1	18	9.3
Totals		7	183	23	49	.469	5	14	.357	14	18	.778	7	23	30	4.3	14	0	14	17	1	9	65	9.3

HONORS

- Barclays Center Classic All-Tournament Team

NOTING WEBSTER

- Earned a spot on the Barclays Center Classic All-Tournament Team, averaging 19.5 points and 5.0 rebounds per game against No. 24 Cincinnati and Tennessee
- Paced five Huskers in double figures against Tennessee, finishing with 18 points on 7-of-13 shooting over a career-high 36 minutes
- Enjoyed the finest game of his career against No. 24 Cincinnati with career highs in both points (21) and rebounds (eight) along with three assists in a 65-61 loss
- Scored 11 of his 13 points against Southeastern Louisiana in the first half and grabbed a career-high six rebounds
- Played a well-rounded game against Delaware State with five points, four rebounds, four assists and two steals
- Competed for New Zealand at the 2014 FIBA World Championships in Spain and been a member of the New Zealand National Team since he was 17
- Is a three-time NU Scholar-Athlete Honor Roll member

MISC. STATS

Category	2015-16	Career
Double-Figure Scoring	3	10
Double-Figure Rebounding	0	0
Double-Figure Assists	0	0
Double-Doubles	0	0
Led NU in Scoring	2	2
Led NU in Rebounding	1	2
Led NU in Assists	2	15
20+ Point Games	0	0
30+ Point Games	0	0

TOP PERFORMANCES OF 2015-16

Category	No.	Opponent (Date)
Points	21	Cincinnati (11/27)
	18	Tennessee (11/28)
	13	Southeastern Louisiana (11/22)
Rebounds	8	Cincinnati (11/27)
	6	Southeastern Louisiana (11/22)
	5	Arkansas-Pine Bluff (11/24)
Assists	4	Delaware State (11/19)
	3	Villanova (11/17)
	3	Cincinnati (11/27)



#3 ANDREW WHITE III

6-7 | 216 | Jr. | G | Richmond, Va.

CAREER STATS

Year	GP	GS	Min	Avg	Total			3FG	3FGA	Pct	FT	FTA	Pct	Rebounds				PF	FO	Ast	TO	Blk	Stl	Pts	Avg
					FG	FGA	Pct							Off	Def	Tot	Avg								
2012-13*	25	0	125	5.0	18	54	.333	10	36	.278	10	16	.625	7	22	29	1.2	20	0	1	11	2	0	56	2.2
2013-14*	19	0	113	5.9	15	34	.441	8	25	.320	6	12	.500	4	18	22	1.2	10	0	4	7	5	3	44	2.3
2015-16	7	7	163	23.3	36	72	.500	18	38	.474	14	18	.778	7	24	31	4.4	18	1	1	15	5	5	104	14.9
TOTAL	7	7	163	23.3	36	72	.500	18	38	.474	14	18	.778	7	24	31	4.4	18	1	1	15	5	5	104	14.9
All*	51	7	401	7.9	69	160	.431	36	99	.364	30	46	.652	18	64	82	1.6	48	1	6	33	12	8	204	4.0

* Statistics from Kansas

2015-16 GAME-BY-GAME

Opponent	Date	GS	Min	TOTAL			3-PTS			FT	FTA	Pct	REBOUNDS				PF	FO	A	TO	Blk	Stl	Pts	Avg	
				FG	FGA	Pct	3FG	FGA	Pct				Off	Def	Tot	Avg									
Mississippi Valley State	11/14/15	*	16	7	10	.700	4	6	.667	0	0	.000	0	1	1	1.0	2	0	0	1	2	2	18	18.0	
at No. 11 Villanova	11/17/15	*	30	6	11	.545	3	5	.600	3	4	.750	1	5	6	3.5	3	0	0	2	0	1	18	18.0	
Delaware State	11/19/15	*	26	7	12	.583	4	9	.444	2	2	1.000	2	2	4	3.7	3	0	0	3	0	0	20	18.7	
Southeastern Louisiana	11/22/15	*	16	3	8	.375	1	3	.333	2	4	.500	2	4	6	4.3	3	0	0	3	1	0	9	16.3	
Arkansas-Pine Bluff	11/24/15	*	21	5	11	.455	1	6	.167	5	6	.833	1	4	5	4.4	2	0	0	2	0	1	16	16.2	
vs. No. 24 Cincinnati	11/27/15	*	28	2	10	.200	2	5	.400	2	2	1.000	1	4	5	4.5	0	0	1	4	2	1	8	14.8	
vs. Tennessee	11/28/15	*	26	6	10	.600	3	4	.750	0	0	.000	0	4	4	4.4	5	1	0	0	0	0	15	14.9	
Totals			7	163	36	72	.500	18	38	.474	14	18	.778	7	24	31	4.4	18	1	1	15	5	5	104	14.9

NOTING WHITE

- Scored all 15 of his points in the second half, hitting all six of his shots from the field after halftime in NU's 82-71 win over Tennessee
- Paced NU with 16 points and added five boards in the win over Arkansas-Pine Bluff
- Collected his first career 20-point game against Delaware State with 20 points, including four 3-pointers
- Led NU with 18 points and added six rebounds in a loss at No. 11 Villanova
- Made his Husker debut with 18 points - the most by a Husker newcomer since 2010 - two blocks and two steals against Mississippi Valley State
- Began his college career at Kansas, where he played in 44 games during his two-year tenure.
- Had three double-figure scoring efforts in his KU career, including 15 points against Belmont as a freshman
- Was the Virginia State Player of the Year, averaging 22.9 points and 10 rebounds per game as a senior

MISC. STATS

Category	2015-16	Career
Double-Figure Scoring	5	8
Double-Figure Rebounding	0	0
Double-Figure Assists	0	0
Double-Doubles	0	0
Led NU in Scoring	3	3
Led NU in Rebounding	0	0
Led NU in Assists	0	0
20+ Point Games	1	1
30+ Point Games	0	0

TOP PERFORMANCES OF 2015-16

Category	No.	Opponent (Date)
Points	20	Delaware State (11/19)
	18	Mississippi Valley St. (11/14)
	18	Villanova (11/17)
	16	Arkansas-Pine Bluff (11/24)
Rebounds	6	Southeastern Louisiana (11/22)
	6	Villanova (11/17)
	5	Cincinnati (11/27)
	5	Arkansas-Pine Bluff (11/24)
Assists	1	Cincinnati (11/27)



#4 JOHNNY TRUEBLOOD | 6-4 | 195 | Fr. | G | Omaha, Neb.

CAREER STATS

Year	GP	GS	Min	Avg	Total			3FG	3FGA	Pct	FT	FTA	Pct	Rebounds				PF	FO	Ast	TO	Blk	Stl	Pts	Avg
					FG	FGA	Pct							Off	Def	Tot	Avg								
2015-16	4	0	15	3.8	1	3	.333	0	0	.000	2	4	.500	0	1	1	0.3	0	0	2	1	0	1	4	1.0
TOTAL	4	0	15	3.8	1	3	.333	0	0	.000	2	4	.500	0	1	1	0.3	0	0	2	1	0	1	4	1.0

2015-16 GAME-BY-GAME

Opponent	Date	GS	Min	TOTAL			3-PTS			FT	FTA	Pct	REBOUNDS				PF	FO	A	TO	Blk	Stl	Pts	Avg
				FG	FGA	Pct	3FG	FGA	Pct				Off	Def	Tot	Avg								
Mississippi Valley State	11/14/15	5	0	0	0	.000	0	0	.000	0	0	.000	0	0	0	0.0	0	0	2	0	0	0	0	0.0
at No. 11 Villanova	11/17/15	1	1	1	1	1.000	0	0	.000	0	0	.000	0	0	0	0.0	0	0	0	0	0	0	2	1.0
Delaware State	11/19/15	DNP-CD																						
Southeastern Louisiana	11/22/15	8	0	2	0	.000	0	0	.000	2	4	.500	0	1	1	0.3	0	0	0	1	0	1	2	1.3
Arkansas-Pine Bluff	11/24/15	1	0	0	0	.000	0	0	.000	0	0	.000	0	0	0	0.3	0	0	0	0	0	0	0	1.0
vs. No. 24 Cincinnati	11/27/15	DNP-CD																						
vs. Tennessee	11/28/15	DNP-CD																						
Totals		0	15	1	3	.333	0	0	.000	2	4	.500	0	1	1	0.3	0	0	2	1	0	1	4	1.0

NOTING TRUEBLOOD

- Walk-on who attended Elkhorn South High School and led the school to a Class B (2nd-largest class) state title in 2015
- Dished out two assists in five minutes against Mississippi Valley State
- Had two points, one rebound and a steal in a career-high eight minutes against Southeastern Louisiana
- Scored his first point on a basket at No. 11 Villanova

MISC. STATS

Category	2015-16	Career
Double-Figure Scoring	0	0
Double-Figure Rebounding	0	0
Double-Figure Assists	0	0
Double-Doubles	0	0
Led NU in Scoring	0	0
Led NU in Rebounding	0	0
Led NU in Assists	0	0
20+ Point Games	0	0
30+ Point Games	0	0

TOP PERFORMANCES OF 2015-16

Category	No.	Opponent (Date)
Points	2	Villanova (11/17)
	2	Southeastern Louisiana (11/22)
Rebounds	1	Southeastern Louisiana (11/22)
Assists	2	Mississippi Valley St. (11/14)



#5 GLYNN WATSON JR.

6-0 | 165 | Fr. | G | Bellwood, Ill.

CAREER STATS

Year	GP	GS	Min	Avg	Total			3FG	3FGA	Pct	FT	FTA	Pct	Rebounds				PF	FO	Ast	TO	Blk	Stl	Pts	Avg
					FG	FGA	Pct							Off	Def	Tot	Avg								
2015-16	7	0	146	20.9	20	58	.345	5	14	.357	15	18	.833	2	12	14	2.0	12	0	19	6	0	10	60	8.6
TOTAL	7	0	146	20.9	20	58	.345	5	14	.357	15	18	.833	2	12	14	2.0	12	0	19	6	0	10	60	8.6

2015-16 GAME-BY-GAME

Opponent	Date	GS	Min	TOTAL			3-PTS			FT	FTA	Pct	REBOUNDS				PF	FO	A	TO	Blk	Stl	Pts	Avg
				FG	FGA	Pct	3FG	FGA	Pct				Off	Def	Tot	Avg								
Mississippi Valley State	11/14/15	22	2	9	.222	0	4	.000	2	4	.500	1	2	3	3.0	4	0	3	3	0	2	6	6.0	
at No. 11 Villanova	11/17/15	25	5	15	.333	0	4	.000	2	2	1.000	1	1	2	2.5	1	0	2	2	0	0	12	9.0	
Delaware State	11/19/15	15	2	4	.500	1	1	1.000	2	2	1.000	0	1	1	2.0	3	0	3	0	0	0	7	8.3	
Southeastern Louisiana	11/22/15	22	5	11	.455	2	2	1.000	2	3	.667	0	4	4	2.5	2	0	3	1	0	0	14	9.8	
Arkansas-Pine Bluff	11/24/15	20	2	4	.500	1	1	1.000	1	1	1.000	0	1	1	2.2	0	0	3	0	0	2	6	9.0	
vs. No. 24 Cincinnati	11/27/15	25	2	9	.222	1	2	.500	0	0	.000	0	2	2	2.2	0	0	3	0	0	3	5	8.3	
vs. Tennessee	11/28/15	17	2	6	.333	0	0	.000	6	6	1.000	0	1	1	2.0	2	0	2	0	0	3	10	8.6	
Totals		0	146	20	58	.345	5	14	.357	15	18	.833	2	12	14	2.0	12	0	19	6	0	10	60	8.6

NOTING WATSON

- Provided a spark off the bench against Tennessee with 10 points, two assists and three steals in 17 minutes
- Totaled 14 points, four rebounds and three assists against Southeastern Louisiana, tying or setting career bests in points, rebounds and assists
- Reached double figures for the first time in his career with 12 points and two assists at No. 11 Villanova
- Sparked NU with six points, three assists and a pair of steals in 20 minutes against Arkansas-Pine Bluff
- Attended St. Joseph High School, which is the same school as Husker 1,000-point scorers Clifford Scales (1988-91) and Carl Hayes (1990-92)
- Older brother Demetri McCamey was a first-team All-Big Ten guard at Illinois in 2010.

MISC. STATS

Category	2015-16	Career
Double-Figure Scoring	3	3
Double-Figure Rebounding	0	0
Double-Figure Assists	0	0
Double-Doubles	0	0
Led NU in Scoring	1	1
Led NU in Rebounding	0	0
Led NU in Assists	3	3
20+ Point Games	0	0
30+ Point Games	0	0

TOP PERFORMANCES OF 2015-16

Category	No.	Opponent (Date)
Points	14	Southeastern Louisiana (11/22)
	12	Villanova (11/17)
	10	Tennessee (11/28)
Rebounds	4	Southeastern Louisiana (11/22)
	3	Mississippi Valley St. (11/14)
	2	Villanova (11/17)
	2	Cincinnati (11/27)
Assists	3	Arkansas-Pine Bluff (11/24)
	3	Southeastern Louisiana (11/22)
	3	Mississippi Valley St. (11/14)
	3	Delaware State (11/19)
	3	Cincinnati (11/28)



#10 JACK MCVEIGH | 6-8 | 210 | Fr. | G/F | Cabarita Beach, NSW, Australia

CAREER STATS

Year	GP	GS	Min	Avg	Total			3FG	3FGA	Pct	FT	FTA	Pct	Rebounds				PF	FO	Ast	TO	Blk	Stl	Pts	Avg
					FG	FGA	Pct							Off	Def	Tot	Avg								
2015-16	7	0	131	18.7	16	43	.372	11	27	.407	9	12	.750	9	17	26	3.7	12	0	8	5	1	6	52	7.4
TOTAL	7	0	131	18.7	16	43	.372	11	27	.407	9	12	.750	9	17	26	3.7	12	0	8	5	1	6	52	7.4

2015-16 GAME-BY-GAME

Opponent	Date	GS	Min	TOTAL			3-PTS			FT	FTA	Pct	REBOUNDS				PF	FO	A	TO	Blk	Stl	Pts	Avg
				FG	FGA	Pct	3FG	FGA	Pct				Off	Def	Tot	Avg								
Mississippi Valley State	11/14/15	13	4	7	.571	4	4	1.000	4	4	1.000	2	2	4	4.0	2	0	0	1	0	1	16	16.0	
at No. 11 Villanova	11/17/15	19	2	6	.333	1	3	.333	0	0	.000	3	1	4	4.0	2	0	1	1	1	0	5	10.5	
Delaware State	11/19/15	21	3	7	.429	2	6	.333	0	0	.000	0	2	2	3.3	1	0	2	0	0	3	8	9.7	
Southeastern Louisiana	11/22/15	14	2	4	.500	0	1	.000	4	4	1.000	1	3	4	3.5	3	0	2	1	0	0	8	9.3	
Arkansas-Pine Bluff	11/24/15	19	0	7	.000	0	5	.000	1	2	.500	0	4	4	3.6	2	0	1	1	0	0	1	7.6	
vs. No. 24 Cincinnati	11/27/15	26	2	5	.400	2	3	.667	0	0	.000	1	2	3	3.5	2	0	2	1	0	2	6	7.3	
vs. Tennessee	11/28/15	19	3	7	.429	2	5	.400	0	2	.000	2	3	5	3.7	0	0	0	0	0	0	8	7.4	
Totals		0	131	16	43	.372	11	27	.407	9	12	.750	9	17	26	3.7	12	0	8	5	1	6	52	7.4

NOTING MCVEIGH

- Opened his collegiate career with 16 points, including 4-of-4 shooting from 3-point range, against MVSU. It was the highest-scoring freshmen debut for a Husker since 2005
- Averaged 7.0 points and 4.0 rebounds per game at the Barclays Center Classic, including eight points and a career-high five rebounds against Tennessee
- Chipped in eight points, four rebounds and a pair of assists in 14 minutes of work against Southeastern Louisiana
- Is the second Husker player from Australia, joining Aleks Maric, who was a first-team all-Big 12 performer and member of the 2012 Australian Olympic team
- Served as captain of the Australian U-19 team at the 2015 FIBA U-19 World Championships
- Made his debut for the Australian Senior National Team in 2014

MISC. STATS

Category	2015-16	Career
Double-Figure Scoring	1	1
Double-Figure Rebounding	0	0
Double-Figure Assists	0	0
Double-Doubles	0	0
Led NU in Scoring	0	0
Led NU in Rebounding	0	0
Led NU in Assists	0	0
20+ Point Games	0	0
30+ Point Games	0	0

TOP PERFORMANCES OF 2015-16

Category	No.	Opponent (Date)
Points	16	Mississippi Valley St. (11/14)
	8	Tennessee (11/28)
	8	Delaware State (11/19)
	8	Southeastern Louisiana (11/22)
Rebounds	5	Tennessee (11/28)
	4	Southeastern Louisiana (11/22)
	4	Mississippi Valley St. (11/14)
	4	Villanova (11/17)
	4	Arkansas-Pine Bluff (11/24)
Assists	2	Cincinnati (11/27)
	2	Delaware State (11/19)
	2	Southeastern Louisiana (11/22)



#11 BAKARI EVELYN | 6-2 | 178 | Fr. | G | Detroit, Mich.

CAREER STATS

Year	GP	GS	Min	Avg	Total			3FG	3FGA	Pct	FT	FTA	Pct	Rebounds				PF	FO	Ast	TO	Blk	Stl	Pts	Avg
					FG	FGA	Pct							Off	Def	Tot	Avg								
2015-16	5	0	37	7.4	3	9	.333	1	6	.167	8	8	1.000	2	3	5	1.0	5	0	3	3	0	0	15	3.0
TOTAL	5	0	37	7.4	3	9	.333	1	6	.167	8	8	1.000	2	3	5	1.0	5	0	3	3	0	0	15	3.0

2015-16 GAME-BY-GAME

Opponent	Date	GS	Min	TOTAL			3-PTS			FT	FTA	Pct	REBOUNDS				PF	FO	A	TO	Blk	Stl	Pts	Avg
				FG	FGA	Pct	3FG	FGA	Pct				Off	Def	Tot	Avg								
Mississippi Valley State	11/14/15		14	1	2	.500	1	1	1.000	4	4	1.000	0	2	2	2.0	3	0	1	2	0	0	7	7.0
at No. 11 Villanova	11/17/15		2	0	1	.000	0	1	.000	0	0	.000	0	0	0	1.0	0	0	0	0	0	0	0	3.5
Delaware State	11/19/15		DNP-CD																					
Southeastern Louisiana	11/22/15		9	0	2	.000	0	2	.000	2	2	1.000	0	0	0	0.7	1	0	1	1	0	0	2	3.0
Arkansas-Pine Bluff	11/24/15		8	2	4	.500	0	2	.000	2	2	1.000	2	1	3	1.3	0	0	1	0	0	0	6	3.8
vs. No. 24 Cincinnati	11/27/15		DNP-CD																					
vs. Tennessee	11/28/15		4	0	0	.000	0	0	.000	0	0	.000	0	0	0	1.0	1	0	0	0	0	0	0	3.0
Totals		0	37	3	9	.333	1	6	.167	8	8	1.000	2	3	5	1.0	5	0	3	3	0	0	15	3.0

NOTING EVELYN

- Totaled seven points and an assist against Mississippi Valley State in the season opener
- Chipped in six points, three rebounds and an assist over eight minutes against Arkansas-Pine Bluff
- Won three state titles at Southfield (Mich.) Christian before spending his senior year at Hillcrest Academy in Arizona

MISC. STATS

Category	2015-16	Career
Double-Figure Scoring	0	0
Double-Figure Rebounding	0	0
Double-Figure Assists	0	0
Double-Doubles	0	0
Led NU in Scoring	0	0
Led NU in Rebounding	0	0
Led NU in Assists	0	0
20+ Point Games	0	0
30+ Point Games	0	0

TOP PERFORMANCES OF 2015-16

Category	No.	Opponent (Date)
Points	7	Mississippi Valley St. (11/14)
	6	Arkansas-Pine Bluff (11/24)
Rebounds	3	Arkansas-Pine Bluff (11/24)
	2	Mississippi Valley St. (11/14)
Assists	1	Mississippi Valley St. (11/14)
	1	Southeastern Louisiana (11/22)
	1	Arkansas-Pine Bluff (11/24)



#12 MICHAEL JACOBSON | 6-8 | 222 | Fr. | F | Waukee, Iowa

CAREER STATS

Year	GP	GS	Min	Avg	Total			3FG	3FGA	Pct	FT	FTA	Pct	Rebounds				PF	FO	Ast	TO	Blk	Stl	Pts	Avg
					FG	FGA	Pct							Off	Def	Tot	Avg								
2015-16	7	0	72	10.3	7	14	.500	0	1	.000	16	18	.889	9	16	25	3.6	10	0	1	5	0	4	30	4.3
TOTAL	7	0	72	10.3	7	14	.500	0	1	.000	16	18	.889	9	16	25	3.6	10	0	1	5	0	4	30	4.3

2015-16 GAME-BY-GAME

Opponent	Date	GS	Min	TOTAL			3-PTS			FT	FTA	Pct	REBOUNDS				PF	FO	A	TO	Blk	Stl	Pts	Avg
				FG	FGA	Pct	3FG	FGA	Pct				Off	Def	Tot	Avg								
Mississippi Valley State	11/14/15		17	2	3	.667	0	0	.000	5	6	.833	1	4	5	5.0	0	0	1	0	0	1	9	9.0
at No. 11 Villanova	11/17/15		7	0	0	.000	0	0	.000	2	2	1.000	0	1	1	3.0	0	0	0	1	0	2	2	5.5
Delaware State	11/19/15		9	0	1	.000	0	0	.000	0	0	.000	1	0	1	2.3	4	0	0	1	0	0	0	3.7
Southeastern Louisiana	11/22/15		15	4	8	.500	0	1	.000	3	4	.750	5	2	7	3.5	1	0	0	0	0	0	11	5.5
Arkansas-Pine Bluff	11/24/15		14	1	2	.500	0	0	.000	4	4	1.000	2	6	8	4.4	4	0	0	2	0	0	6	5.6
vs. No. 24 Cincinnati	11/27/15		5	0	0	.000	0	0	.000	0	0	.000	0	0	0	3.7	1	0	0	0	0	0	0	4.7
vs. Tennessee	11/28/15		5	0	0	.000	0	0	.000	2	2	1.000	0	3	3	3.6	0	0	0	1	0	1	2	4.3
Totals		0	72	7	14	.500	0	1	.000	16	18	.889	9	16	25	3.6	10	0	1	5	0	4	30	4.3

NOTING JACOBSON

- Suffered a stress fracture in his right foot in September and returned to full drills in early November
- Finished with two points and three rebounds in five minutes against Tennessee
- Grabbed eight rebounds and added six points in 14 minutes in the win over Arkansas-Pine Bluff
- Turned in his best effort of the season against Southeastern Louisiana with 11 points on 4-of-8 shooting and a team-high seven rebounds in 15 minutes
- Made his debut against Mississippi Valley State, scoring nine points and grabbing five boards in 17 minutes
- Was recruited in both basketball and in football as a tight end

MISC. STATS

Category	2015-16	Career
Double-Figure Scoring	1	1
Double-Figure Rebounding	0	0
Double-Figure Assists	0	0
Double-Doubles	0	0
Led NU in Scoring	0	0
Led NU in Rebounding	2	2
Led NU in Assists	0	0
20+ Point Games	0	0
30+ Point Games	0	0

TOP PERFORMANCES OF 2015-16

Category	No.	Opponent (Date)
Points	11	Southeastern Louisiana (11/22)
	9	Mississippi Valley St. (11/14)
	6	Arkansas-Pine Bluff (11/24)
Rebounds	8	Arkansas-Pine Bluff (11/24)
	7	Southeastern Louisiana (11/22)
	5	Mississippi Valley St. (11/14)
Assists	1	Mississippi Valley St. (11/14)



#15 MALCOLM LAWS

6-1 | 190 | So. | G | Orlando, Fla.

CAREER STATS

Year	GP	GS	Min	Avg	Total				3FG	3FGA	Pct	FT	FTA	Pct	Rebounds				PF	FO	Ast	TO	Blk	Stl	Pts	Avg
					FG	FGA	Pct								Off	Def	Tot	Avg								
2014-15*	4	0	11	2.8	2	4	.500		1	3	.333	1	2	.500	2	1	3	0.8	1	0	0	1	0	0	6	1.5
2015-16	3	0	11	3.7	0	3	.000		0	1	.000	1	2	.500	0	1	1	0.3	4	0	0	0	0	0	1	0.3
TOTAL	3	0	11	3.7	0	3	.000		0	1	.000	1	2	.500	0	1	1	0.3	4	0	0	0	0	0	1	0.3
All*	7	0	22	3.1	2	7	.286		1	4	.250	2	4	.500	2	2	4	0.6	5	0	0	1	0	0	7	1.0

* Statistics from Central Florida

2015-16 GAME-BY-GAME

Opponent	Date	GS	Min	TOTAL			3-PTS	3FG	FGA	Pct	FT	FTA	Pct	REBOUNDS				PF	FO	A	TO	Blk	Stl	Pts	Avg
				FG	FGA	Pct								Off	Def	Tot	Avg								
Mississippi Valley State	11/14/15		4	0	1	.000	0	0	.000		1	2	.500	0	1	1	1.0	1	0	0	0	0	0	1	1.0
at No. 11 Villanova	11/17/15		DNP-CD																						
Delaware State	11/19/15		DNP-CD																						
Southeastern Louisiana	11/22/15		4	0	2	.000	0	1	.000		0	0	.000	0	0	0	0.5	2	0	0	0	0	0	0	0.5
Arkansas-Pine Bluff	11/24/15		3	0	0	.000	0	0	.000		0	0	.000	0	0	0	0.3	1	0	0	0	0	0	0	0.3
vs. No. 24 Cincinnati	11/27/15		DNP-CD																						
vs. Tennessee	11/28/15		DNP-CD																						
Totals		0	11	0	3	.000	0	1	.000		1	2	.500	0	1	1	0.3	4	0	0	0	0	0	1	0.3

NOTING LAWS

- Made his Husker debut against Mississippi Valley State in the season opener
- Walk-on who spent his freshman year at Florida Atlantic, where he played in four games
- Was a part of three state championship teams in high school (2 at Lake Highland Prep and one at Winter Park High School)

MISC. STATS

Category	2015-16	Career
Double-Figure Scoring	0	0
Double-Figure Rebounding	0	0
Double-Figure Assists	0	0
Double-Doubles	0	0
Led NU in Scoring	0	0
Led NU in Rebounding	0	0
Led NU in Assists	0	0
20+ Point Games	0	0
30+ Point Games	0	0

TOP PERFORMANCES OF 2015-16

Category	No.	Opponent (Date)
Points	1	Mississippi Valley St. (11/14)
Rebounds	1	Mississippi Valley St. (11/14)
Assists		



#20 TANNER BORCHARDT | 6-8 | 274 | Fr. | F | Gothenburg, Neb.

CAREER STATS

Year	GP	GS	Min	Avg	Total			3FG	3FGA	Pct	FT	FTA	Pct	Rebounds				PF	FO	Ast	TO	Blk	Stl	Pts	Avg
					FG	FGA	Pct							Off	Def	Tot	Avg								
2015-16	3	0	14	4.7	2	2	1.000	0	0	.000	0	0	.000	1	1	2	0.7	3	0	0	2	0	0	4	1.3
TOTAL	3	0	14	4.7	2	2	1.000	0	0	.000	0	0	.000	1	1	2	0.7	3	0	0	2	0	0	4	1.3

2015-16 GAME-BY-GAME

Opponent	Date	GS	Min	TOTAL			3-PTS			FT	FTA	Pct	REBOUNDS				PF	FO	A	TO	Blk	Stl	Pts	Avg
				FG	FGA	Pct	3FG	FGA	Pct				Off	Def	Tot	Avg								
Mississippi Valley State	11/14/15		4	2	2	1.000	0	0	.000	0	0	.000	1	1	2	2.0	2	0	0	0	0	0	4	4.0
at No. 11 Villanova	11/17/15		DNP-CD																					
Delaware State	11/19/15		DNP-CD																					
Southeastern Louisiana	11/22/15	5	0	0	.000		0	0	.000	0	0	.000	0	0	0	1.0	0	0	0	1	0	0	0	2.0
Arkansas-Pine Bluff	11/24/15	5	0	0	.000		0	0	.000	0	0	.000	0	0	0	0.7	1	0	0	1	0	0	0	1.3
vs. No. 24 Cincinnati	11/27/15		DNP-CD																					
vs. Tennessee	11/28/15		DNP-CD																					
Totals		0	14	2	2	1.000	0	0	.000	0	0	.000	1	1	2	0.7	3	0	0	2	0	0	4	1.3

NOTING BORCHARDT

- Walk-on who joined the team in October in an open tryout
- Scored four points and grabbed two rebounds in the final four minutes against Mississippi Valley State
- Was offered scholarships to play football at Wyoming, Ohio and Colorado State as an offensive tackle

MISC. STATS

Category	2015-16	Career
Double-Figure Scoring	0	0
Double-Figure Rebounding	0	0
Double-Figure Assists	0	0
Double-Doubles	0	0
Led NU in Scoring	0	0
Led NU in Rebounding	0	0
Led NU in Assists	0	0
20+ Point Games	0	0
30+ Point Games	0	0

TOP PERFORMANCES OF 2015-16

Category	No.	Opponent (Date)
Points	4	Mississippi Valley St. (11/14)
Rebounds	2	Mississippi Valley St. (11/14)
Assists		



#23 NICK FULLER | 6-6 | 204 | So. | F | Sun Prairie, Wis.

CAREER STATS

Year	GP	GS	Min	Avg	Total			3FG	3FGA	Pct	FT	FTA	Pct	Rebounds				PF	FO	Ast	TO	Blk	Stl	Pts	Avg
					FG	FGA	Pct							Off	Def	Tot	Avg								
2014-15	16	1	129	8.1	13	25	.520	3	8	.375	5	6	.833	8	13	21	1.3	12	0	4	4	2	2	34	2.1
2015-16	7	0	58	8.3	2	5	.400	0	2	.000	11	16	.688	7	8	15	2.1	6	0	2	5	0	2	15	2.1
TOTAL	23	1	187	8.1	15	30	.500	3	10	.300	16	22	.727	15	21	36	1.6	18	0	6	9	2	4	49	2.1

2015-16 GAME-BY-GAME

Opponent	Date	GS	Min	TOTAL			3-PTS			REBOUNDS					PF	FO	A	TO	Blk	Stl	Pts	Avg		
				FG	FGA	Pct	3FG	FGA	Pct	FT	FTA	Pct	Off	Def									Tot	Avg
Mississippi Valley State	11/14/15	16	2	3	.667	0	1	.000	6	8	.750	4	5	9	9.0	1	0	0	1	0	1	10	10.0	
at No. 11 Villanova	11/17/15	6	0	0	.000	0	0	.000	0	0	.000	0	1	1	5.0	1	0	0	1	0	0	0	5.0	
Delaware State	11/19/15	4	0	0	.000	0	0	.000	2	2	1.000	0	0	0	3.3	0	0	0	0	0	0	2	4.0	
Southeastern Louisiana	11/22/15	17	0	1	.000	0	0	.000	0	2	.000	2	1	3	3.3	3	0	2	3	0	0	0	3.0	
Arkansas-Pine Bluff	11/24/15	10	0	1	.000	0	1	.000	3	4	.750	1	1	2	3.0	1	0	0	0	0	1	3	3.0	
vs. No. 24 Cincinnati	11/27/15	1	0	0	.000	0	0	.000	0	0	.000	0	0	0	2.5	0	0	0	0	0	0	0	2.5	
vs. Tennessee	11/28/15	4	0	0	.000	0	0	.000	0	0	.000	0	0	0	2.1	0	0	0	0	0	0	0	2.1	
Totals		0	58	2	5	.400	0	2	.000	11	16	.688	7	8	15	2.1	6	0	2	5	0	2	15	2.1

NOTING FULLER

- Nearly pulled out a double-double in the season opener with 10 points and a career-high nine rebounds against Mississippi Valley State

MISC. STATS

Category	2015-16	Career
Double-Figure Scoring	1	2
Double-Figure Rebounding	0	0
Double-Figure Assists	0	0
Double-Doubles	0	0
Led NU in Scoring	0	0
Led NU in Rebounding	1	1
Led NU in Assists	0	0
20+ Point Games	0	0
30+ Point Games	0	0

TOP PERFORMANCES OF 2015-16

Category	No.	Opponent (Date)
Points	10	Mississippi Valley St. (11/14)
	3	Arkansas-Pine Bluff (11/24)
Rebounds	9	Mississippi Valley St. (11/14)
	3	Southeastern Louisiana (11/22)
	2	Arkansas-Pine Bluff (11/24)
Assists	2	Southeastern Louisiana (11/22)



#24 JAKE HAMMOND | 6-10 | 235 | So. | F | Comanche, Okla.

CAREER STATS

Year	GP	GS	Min	Avg	Total			3FG	3FGA	Pct	FT	FTA	Pct	Rebounds				PF	FO	Ast	TO	Blk	Stl	Pts	Avg
					FG	FGA	Pct							Off	Def	Tot	Avg								
2014-15	11	0	36	3.3	1	5	.200	0	0	.000	1	3	.333	3	4	7	0.6	6	0	1	2	2	0	3	0.3
2015-16	7	7	112	16.0	15	28	.536	0	0	.000	7	14	.500	17	19	36	5.1	15	0	1	5	3	1	37	5.3
TOTAL	18	7	148	8.2	16	33	.485	0	0	.000	8	17	.471	20	23	43	2.4	21	0	2	7	5	1	40	2.2

2015-16 GAME-BY-GAME

Opponent	Date	GS	Min	TOTAL			3-PTS			FT	FTA	Pct	REBOUNDS				PF	FO	A	TO	Blk	Stl	Pts	Avg
				FG	FGA	Pct	3FG	FGA	Pct				Off	Def	Tot	Avg								
Mississippi Valley State	11/14/15	*	14	2	2	1.000	0	0	.000	0	0	.000	0	3	3	3.0	1	0	1	0	1	1	4	4.0
at No. 11 Villanova	11/17/15	*	13	0	0	.000	0	0	.000	1	2	.500	2	1	3	3.0	4	0	0	3	0	0	1	2.5
Delaware State	11/19/15	*	13	1	3	.333	0	0	.000	2	4	.500	4	3	7	4.3	2	0	0	1	1	0	4	3.0
Southeastern Louisiana	11/22/15	*	13	1	5	.200	0	0	.000	2	2	1.000	4	2	6	4.8	3	0	0	0	0	0	4	3.3
Arkansas-Pine Bluff	11/24/15	*	16	3	5	.600	0	0	.000	0	0	.000	3	4	7	5.2	1	0	0	0	0	0	6	3.8
vs. No. 24 Cincinnati	11/27/15	*	18	3	4	.750	0	0	.000	1	1	1.000	0	0	0	4.3	3	0	0	0	1	0	7	4.3
vs. Tennessee	11/28/15	*	25	5	9	.556	0	0	.000	1	5	.200	4	6	10	5.1	1	0	0	1	0	0	11	5.3
Totals		7	112	15	28	.536	0	0	.000	7	14	.500	17	19	36	5.1	15	0	1	5	3	1	37	5.3

NOTING HAMMOND

- Collected his first career double-double against Tennessee, finishing with career highs in both points (11) and rebounds (10) while playing a career-high 25 minutes
- Totaled seven points and a blocked shot in the loss against No. 24 Cincinnati
- Chipped in six points and seven boards against Arkansas-Pine Bluff
- Established then-career highs in both points (four) and rebounds (seven) against Delaware State
- Tied his personal best with four points and grabbed six rebounds against Southeastern Louisiana

MISC. STATS

Category	2015-16	Career
Double-Figure Scoring	1	1
Double-Figure Rebounding	1	1
Double-Figure Assists	0	0
Double-Doubles	1	1
Led NU in Scoring	0	0
Led NU in Rebounding	2	2
Led NU in Assists	0	0
20+ Point Games	0	0
30+ Point Games	0	0

TOP PERFORMANCES OF 2015-16

Category	No.	Opponent (Date)
Points	11	Tennessee (11/28)
	7	Cincinnati (11/27)
	6	Arkansas-Pine Bluff (11/24)
Rebounds	10	Tennessee (11/28)
	7	Delaware State (11/19)
	7	Arkansas-Pine Bluff (11/24)
	6	Southeastern Louisiana (11/22)
Assists	1	Mississippi Valley St. (11/14)



#30 ED MORROW JR.

6-7 | 225 | Fr. | F | Chicago

CAREER STATS

Year	GP	GS	Min	Avg	Total			3FG	3FGA	Pct	FT	FTA	Pct	Rebounds				PF	FO	Ast	TO	Blk	Stl	Pts	Avg
					FG	FGA	Pct							Off	Def	Tot	Avg								
2015-16	7	0	111	15.9	12	20	.600	0	0	.000	5	12	.417	12	18	30	4.3	19	1	2	13	8	0	29	4.1
TOTAL	7	0	111	15.9	12	20	.600	0	0	.000	5	12	.417	12	18	30	4.3	19	1	2	13	8	0	29	4.1

2015-16 GAME-BY-GAME

Opponent	Date	GS	Min	TOTAL			3-PTS	3FG	FGA	Pct	FT	FTA	Pct	REBOUNDS				PF	FO	A	TO	Blk	Stl	Pts	Avg
				FG	FGA	Pct								Off	Def	Tot	Avg								
Mississippi Valley State	11/14/15	16	3	4	.750	0	0	.000	1	4	.250	2	2	4	4.0	1	0	0	2	0	0	7	7.0		
at No. 11 Villanova	11/17/15	17	3	4	.750	0	0	.000	0	0	.000	2	3	5	4.5	4	0	0	2	1	0	6	6.5		
Delaware State	11/19/15	17	0	2	.000	0	0	.000	0	0	.000	3	2	5	4.7	5	1	0	4	2	0	0	4.3		
Southeastern Louisiana	11/22/15	16	5	5	1.000	0	0	.000	1	2	.500	1	2	3	4.3	1	0	0	1	1	0	11	6.0		
Arkansas-Pine Bluff	11/24/15	15	1	3	.333	0	0	.000	2	4	.500	2	3	5	4.4	3	0	1	2	3	0	4	5.6		
vs. No. 24 Cincinnati	11/27/15	18	0	1	.000	0	0	.000	0	0	.000	0	3	3	4.2	4	0	1	1	1	0	0	4.7		
vs. Tennessee	11/28/15	12	0	1	.000	0	0	.000	1	2	.500	2	3	5	4.3	1	0	0	1	0	0	1	4.1		
Totals		0	111	12	20	.600	0	0	.000	5	12	.417	12	18	30	4.3	19	1	2	13	8	0	29	4.4	

NOTING MORROW

- Totaled five rebounds in 12 minutes off the bench against Tennessee
- Blocked three shots and added four points and five boards in 15 minutes against Arkansas-Pine Bluff
- Finished with 11 points on 5-of-5 shooting and grabbed three rebounds in 16 minutes against Southeastern Louisiana
- Had six points and five rebounds in 17 minutes off the bench at No. 11 Villanova
- His mother (Nafeesah Brown) totaled 1,089 points during her playing career at Nebraska, averaging 20.2 points and 10.1 rebounds per game as a senior in 1993-94

MISC. STATS

Category	2015-16	Career
Double-Figure Scoring	1	1
Double-Figure Rebounding	0	0
Double-Figure Assists	0	0
Double-Doubles	0	0
Led NU in Scoring	0	0
Led NU in Rebounding	0	0
Led NU in Assists	0	0
20+ Point Games	0	0
30+ Point Games	0	0

TOP PERFORMANCES OF 2015-16

Category	No.	Opponent (Date)
Points	11	Southeastern Louisiana (11/22)
	7	Mississippi Valley St. (11/14)
	6	Villanova (11/17)
Rebounds	5	Tennessee (11/28)
	5	Delaware State (11/19)
	5	Arkansas-Pine Bluff (11/24)
	4	Mississippi Valley St. (11/14)
	4	Villanova (11/17)
Blocks	3	Arkansas-Pine Bluff (11/24)
	2	Delaware State (11/19)



#31 SHAVON SHIELDS | 6-7 | 225 | Sr. | G/F | Olathe, Kan.

CAREER STATS

Year	GP	GS	Min	Avg	Total			3FG	3FGA	Pct	FT	FTA	Pct	Rebounds				PF	FO	Ast	TO	Blk	Stl	Pts	Avg
					FG	FGA	Pct							Off	Def	Tot	Avg								
2012-13	28	19	804	28.7	89	189	.471	14	39	.359	48	71	.676	34	110	144	5.1	87	4	25	47	8	23	240	8.6
2013-14	32	32	1042	32.6	131	296	.443	18	57	.316	129	179	.721	44	140	184	5.8	89	5	51	51	9	29	409	12.8
2014-15	31	31	1095	35.3	161	366	.440	17	87	.195	139	168	.827	45	141	186	6.0	73	0	67	84	5	33	478	15.4
2015-16	7	7	173	24.7	35	72	.486	5	17	.294	19	29	.655	7	30	37	5.3	14	1	22	17	2	7	94	13.4
TOTAL	98	89	3114	31.8	416	923	.451	54	200	.270	335	447	.749	130	421	551	5.6	263	10	165	199	24	92	1221	12.5

2015-16 GAME-BY-GAME

Opponent	Date	GS	Min	TOTAL			3-PTS			FT	FTA	Pct	REBOUNDS				PF	FO	A	TO	Blk	Stl	Pts	Avg
				FG	FGA	Pct	3FG	FGA	Pct				Off	Def	Tot	Avg								
Mississippi Valley State	11/14/15	*	20	5	9	.556	1	3	.333	2	2	1.000	0	3	3	3.0	1	0	2	2	0	0	13	13.0
at No. 11 Villanova	11/17/15	*	30	4	12	.333	2	5	.400	2	2	1.000	2	6	8	5.5	0	0	2	0	0	1	12	12.5
Delaware State	11/19/15	*	36	6	13	.462	2	7	.286	7	10	.700	1	4	5	5.3	1	0	7	4	1	2	21	15.3
Southeastern Louisiana	11/22/15	*	19	3	7	.429	0	0	.000	2	3	.667	1	6	7	5.8	1	0	2	0	1	0	8	13.5
Arkansas-Pine Bluff	11/24/15	*	24	6	11	.545	0	1	.000	3	5	.600	2	3	5	5.6	2	0	2	1	0	1	15	13.8
vs. No. 24 Cincinnati	11/27/15	*	20	6	9	.667	0	1	.000	2	3	.667	0	2	2	5.0	5	1	1	4	0	0	14	13.8
vs. Tennessee	11/28/15	*	24	5	11	.455	0	0	.000	1	4	.250	1	6	7	5.3	4	0	6	6	0	3	11	13.4
Totals			7	35	72	.486	5	17	.294	19	29	.655	7	30	37	5.3	14	1	22	17	2	7	94	13.4

HONORS

- Three-year Captain
- No. 47 on Fox Sports Top 50 College Players

NOTING SHIELDS

- Totaled 11 points, seven rebounds and six assists in the win over Tennessee
- Battled foul trouble against Cincinnati, scoring 11 of his 14 points in the second half, as he played just 20 minutes
- Totaled 15 points and five rebounds in just 24 minutes vs. Arkansas-Pine Bluff
- Led NU with 21 points and dished out seven assists against Delaware State
- Finished with eight points, seven rebounds and two assists in just 19 minutes in the win over Southeastern Louisiana, his lowest minute total since his sophomore season
- Put together his 15th career game with 20+ points against Delaware State, finishing with 21 points and seven assists.
- Carries a 3.77 GPA in biological sciences and is track to graduate this May.
- Is one of only 14 players in school history with 1,000 points and 500 rebounds at Nebraska.

MISC. STATS

Category	2015-16	Career
Double-Figure Scoring	6	61
Double-Figure Rebounding	0	7
Double-Figure Assists	0	0
Double-Doubles	0	5
Led NU in Scoring	1	24
Led NU in Rebounding	2	30
Led NU in Assists	2	23
20+ Point Games	1	15
30+ Point Games	0	2

TOP PERFORMANCES OF 2015-16

Category	No.	Opponent (Date)
Points	21	Delaware State (11/19)
	15	Arkansas-Pine Bluff (11/24)
	14	Cincinnati (11/27)
	13	Mississippi Valley St. (11/14)
Rebounds	8	Villanova (11/17)
	7	Tennessee (11/28)
	7	Southeastern Louisiana (11/22)
Assists	7	Delaware State (11/19)
	6	Tennessee (11/28)
	2	Southeastern Louisiana (11/22)
	2	Mississippi Valley St. (11/14)
	2	Villanova (11/17)
	2	Arkansas-Pine Bluff (11/24)



#3 BENNY PARKER

5-9 | 175 | Sr. | G | Kansas City, Kan.

CAREER STATS

Year	GP	GS	Min	Avg	Total			3FG	3FGA	Pct	FT	FTA	Pct	Rebounds				PF	FO	Ast	TO	Blk	Stl	Pts	Avg
					FG	FGA	Pct							Off	Def	Tot	Avg								
2012-13	33	16	681	20.6	31	87	.356	2	13	.154	24	36	.667	4	40	44	1.3	57	1	69	43	2	24	88	2.7
2013-14	32	2	477	14.9	32	67	.478	0	5	.000	14	16	.875	2	31	33	1.0	49	0	29	13	1	30	78	2.4
2014-15	31	25	874	28.2	39	114	.342	12	41	.293	40	56	.714	8	61	69	2.2	71	2	54	37	1	45	130	4.2
2015-16	7	7	174	24.9	9	27	.333	5	14	.357	4	5	.800	2	10	12	1.7	14	0	17	9	0	6	27	3.9
TOTAL	103	50	2206	21.4	111	295	.376	19	73	.260	82	113	.726	16	142	158	1.5	191	3	169	102	4	105	323	3.1

2015-16 GAME-BY-GAME

Opponent	Date	GS	Min	TOTAL			3-PTS			FT	FTA	Pct	REBOUNDS				PF	FO	A	TO	Blk	Stl	Pts	Avg	
				FG	FGA	Pct	3FG	FGA	Pct				Off	Def	Tot	Avg									
Mississippi Valley State	11/14/15	*	20	0	2	.000	0	1	.000	0	0	.000	0	1	1	1.0	1	0	6	1	0	1	0	0.0	
at No. 11 Villanova	11/17/15	*	25	1	4	.250	1	3	.333	0	0	.000	0	1	1	1.0	4	0	1	4	0	1	3	1.5	
Delaware State	11/19/15	*	28	2	4	.500	2	3	.667	2	2	1.000	1	1	2	1.3	1	0	3	2	0	0	8	3.7	
Southeastern Louisiana	11/22/15	*	22	4	7	.571	2	2	1.000	0	0	.000	0	3	3	1.8	1	0	3	0	0	1	10	5.3	
Arkansas-Pine Bluff	11/24/15	*	21	0	4	.000	0	2	.000	0	1	.000	0	0	0	1.4	1	0	0	0	0	0	0	4.2	
vs. No. 24 Cincinnati	11/27/15	*	30	0	2	.000	0	2	.000	0	0	.000	0	3	3	1.7	3	0	1	1	0	3	0	3.5	
vs. Tennessee	11/28/15	*	28	2	4	.500	0	1	.000	2	2	1.000	1	1	2	1.7	3	0	3	1	0	0	6	3.9	
Totals			7	174	9	27	.333	5	14	.357	4	5	.800	2	10	12	1.7	14	0	17	9	0	6	27	3.9

HONORS

- 2015-16 Co-Captain

NOTING PARKER

- Has played in every game during his collegiate career (103) entering Tuesday's game with Miami
- Reached double figures for the first time in 2015-16 with 10 points, including a pair of 3-pointers, three rebounds and three assists against Southeastern Louisiana.
- Finished with six points and three assists against Tennessee
- Had high eight points, including a pair of 3-pointers against Delaware State
- Dished out six assists in the season opener against Mississippi Valley State in the season opener, his highest total since his freshman year
- Totaled 30 career multi-steal games in his career, including 16 in 2014-15
- Business administration major who will graduate in August

MISC. STATS

Category	2015-16	Career
Double-Figure Scoring	1	2
Double-Figure Rebounding	0	0
Double-Figure Assists	0	0
Double-Doubles	0	0
Led NU in Scoring	0	0
Led NU in Rebounding	0	0
Led NU in Assists	2	25
20+ Point Games	0	0
30+ Point Games	0	0

TOP PERFORMANCES OF 2015-16

Category	No.	Opponent (Date)
Points	10	Southeastern Louisiana (11/22)
	8	Delaware State (11/19)
	3	Villanova (11/17)
Rebounds	3	Southeastern Louisiana (11/22)
	2	Delaware State (11/19)
Assists	6	Mississippi Valley St. (11/14)
	3	Tennessee (11/28)
	3-	Delaware State (11/19)
	3	Southeastern Louisiana (11/22)

NEBRASKA GAME-BY-GAME BOX SCORES

Mississippi Valley State vs Nebraska
11/14/15 7:06 p.m. at Pinnacle Bank Arena (Lincoln, Neb.)

Mississippi Valley State 51 • 0-0																			
#	Player	Total			3-Ptr		Rebounds												
		FG-FGA	FG-FGA	FT-FTA	Off	Def	Tot	PF	TP	A	TO	Blk	Stl	Min					
02	Ronald Strother, Jr.	r	0-0	0-0	1-2	1	0	1	1	1	0	3	0	0	5				
15	Dwain Whitefield	r	2-3	0-0	0-0	3	2	5	0	4	0	2	0	0	13				
31	Amir Savon	r	0-0	0-0	0-0	0	0	0	1	0	0	0	0	0	3				
05	Rashan Surles	g	0-3	0-2	2-2	1	0	1	2	2	3	3	0	0	20				
04	Isaac Williams	g	1-8	0-4	0-1	0	4	4	2	2	1	1	1	1	23				
00	Vacha Vaughn	g	1-4	0-1	0-0	0	2	2	4	2	1	0	0	1	17				
03	Damian Young	g	4-13	1-5	4-4	0	3	3	2	13	0	3	0	6	18				
10	Ta'Jay Henry	g	1-5	0-0	4-4	3	2	5	5	6	0	2	0	0	21				
11	Kylan Phillips	g	1-9	1-3	6-6	0	1	1	2	9	1	1	0	0	23				
13	Jabari Alex	g	1-1	0-0	0-1	1	3	4	2	2	0	1	0	1	16				
20	Dusan Langura	g	1-2	1-1	0-0	0	0	0	1	3	0	0	0	0	8				
22	Michael Matlock	g	2-4	0-0	1-2	1	1	2	3	5	0	3	0	1	16				
23	Latrell Love	g	1-5	0-0	0-0	0	0	0	0	2	0	0	1	0	12				
32	Bennett Davis	g	0-1	0-0	0-2	1	0	1	2	0	0	0	0	0	5				
Team						4	2	6			2								
Totals			15-58	3-16	18-24	15	20	35	27	51	6	21	2	10	200				
FG % 1st Half: 8-29		27.6%	2nd half: 7-29	24.1%	Game: 15-58		25.9%									Deadball Rebounds 2			
3FG % 1st Half: 2-9		22.2%	2nd half: 1-7	14.3%	Game: 3-16		18.8%												
FT % 1st Half: 3-6		50.0%	2nd half: 15-18	83.3%	Game: 18-24		75.0%												

Nebraska 97 • 0-0		Total			3-Ptr	Rebounds											
##	Player		FG-FGA	FG-FGA	FT-FTA	Off	Def	Tot	PF	TP	A	TO	Blk	Stl	Min		
24	Hammond, Jake	r	2-2	0-0	0-0	0	3	3	1	4	1	0	1	1	14		
31	Shields, Shavon	r	5-9	1-3	2-2	0	3	3	1	13	2	2	0	0	20		
00	Webster, Tai	g	1-3	0-2	0-0	0	4	4	2	2	1	2	0	2	19		
03	White III, Andrew	g	7-10	4-6	0-0	0	1	1	2	18	0	1	2	2	16		
32	Parker, Benny	g	0-2	0-1	0-0	0	1	1	1	0	6	1	0	1	20		
04	Trueblood, Johnny	g	0-0	0-0	0-0	0	0	0	0	0	2	0	0	0	5		
05	Watson Jr., Glynn	g	2-9	0-4	2-4	1	2	3	4	6	3	3	0	2	22		
10	McVeigh, Jack	g	4-7	4-4	4-4	2	2	4	2	16	0	1	0	1	13		
11	Evelyn, Bakari	g	1-2	1-1	4-4	0	2	2	3	7	1	2	0	0	14		
12	Jacobson, Michael	g	2-3	0-0	5-6	1	4	5	0	9	1	0	0	1	17		
15	Laws, Malcolm	g	0-1	0-0	1-2	0	1	1	1	1	0	0	0	0	4		
20	Borchardt, Tanner	g	2-2	0-0	0-0	1	1	2	2	4	0	0	0	0	4		
23	Fuller, Nick	g	2-3	0-1	6-8	4	5	9	1	10	0	1	0	1	16		
30	Morrow Jr., Ed	g	3-4	0-0	1-4	2	2	4	1	7	0	2	0	0	16		
Team						1	1	2									
Totals			31-57	10-22	25-34	12	32	44	21	97	17	15	3	11	200		
FG % 1st Half: 14-29		48.3%	2nd half: 17-28	60.7%	Game: 31-57		54.4%									Deadball Rebounds 4	
3FG % 1st Half: 4-13		30.8%	2nd half: 6-9	66.7%	Game: 10-22		45.5%										
FT % 1st Half: 11-16		68.8%	2nd half: 14-18	77.8%	Game: 25-34		73.5%										

Officials: Glenn Mayborg, Chris Beaver, Kelly Pfeifer

Technical fouls: Mississippi Valley State-None. Nebraska-None.

Attendance: 15489

ACTUAL ATTENDANCE: 11,187

Score by periods	1st	2nd	Total																		
Mississippi Valley State	21	30	51																		
Nebraska	43	54	97																		

NEBRASKA GAME-BY-GAME BOX SCORES

Nebraska vs Cincinnati
11/27/15 6:30 p.m. at Brooklyn, N.Y. (Barclays Center)

Nebraska 61 • 4-2																
#	Player		Total		3-Ptr		Rebounds			PF	TP	A	TO	Blk	Stl	Min
			FG-FGA	FG-FGA	FT-FTA	Off	Def	Tot								
24	Hammond, Jake	r	3-4	0-0	1-1	0	0	0	3	7	0	0	1	0	0	18
31	Shields, Shavon	r	6-9	0-1	2-3	0	2	2	5	14	1	4	0	0	0	20
00	Webster, Tai	g	7-12	2-3	5-5	3	5	8	2	21	3	1	0	0	0	29
03	White III, Andrew	g	2-10	2-5	2-2	1	4	5	0	8	1	4	2	1	0	28
32	Parker, Benny	g	0-2	0-2	0-0	0	3	3	3	0	1	1	0	3	0	30
05	Watson Jr., Glynn		2-9	1-2	0-0	0	2	2	0	5	3	0	0	3	0	25
10	McVeigh, Jack		2-5	2-3	0-0	1	2	3	2	6	2	1	0	2	0	26
12	Jacobson, Michael		0-0	0-0	0-0	0	0	0	1	0	0	0	0	0	0	5
23	Fuller, Nick		0-0	0-0	0-0	0	0	0	0	0	0	0	0	0	0	1
30	Morrow Jr., Ed		0-1	0-0	0-0	0	3	3	4	0	1	1	1	0	0	18
Team						2	1	3								
Totals			22-52	7-16	10-11	7	22	29	20	61	12	12	4	9	200	
FG % 1st Half: 10-24 41.7% 2nd half: 12-28 42.9% Game: 22-52 42.3%																
3FG % 1st Half: 4-7 57.1% 2nd half: 3-9 33.3% Game: 7-16 43.8%																
FT % 1st Half: 1-2 50.0% 2nd half: 9-9 100.0 Game: 10-11 90.9%																
																Deadball Rebounds 1,1

Cincinnati 65 • 6-0																
#	Player		Total		3-Ptr		Rebounds			PF	TP	A	TO	Blk	Stl	Min
			FG-FGA	FG-FGA	FT-FTA	Off	Def	Tot								
02	ELLIS, Octavius	r	4-9	0-0	4-8	7	2	9	2	12	2	3	2	0		24
11	CLARK, Gary	r	2-6	0-0	2-2	2	2	4	2	6	2	2	0	1		30
24	THOMAS, Shaq	r	4-8	2-2	4-6	1	3	4	3	14	0	2	0	0		26
10	CAUPAIN, Troy	g	5-11	4-8	3-4	0	3	3	2	17	1	0	1	0		29
21	COBB, Farad	g	1-6	0-1	0-0	0	2	2	0	2	1	0	0	1		16
00	MOORE, Quadri		1-1	0-0	0-0	0	0	0	0	2	0	0	0	1		4
01	EVANS, Jacob		1-3	0-2	2-2	0	7	7	1	4	4	1	0	0		19
03	JENIFER, Justin		0-2	0-1	0-0	0	0	0	1	0	2	1	0	0		11
22	DeBERRY, Coreontae		2-3	0-0	0-0	1	1	2	1	4	0	1	0	1		16
25	JOHNSON, Kevin		1-5	1-3	1-2	3	2	5	1	4	3	1	0	1		25
Team						2	1	3								
Totals			21-54	7-17	16-24	16	23	39	13	65	15	11	3	5		200
FG % 1st Half: 10-30 33.3% 2nd half: 11-24 45.8% Game: 21-54 38.9% Deadball																
3FG % 1st Half: 4-8 50.0% 2nd half: 3-9 33.3% Game: 7-17 41.2% Rebounds																
FT % 1st Half: 1-4 25.0% 2nd half: 15-20 75.0% Game: 16-24 66.7% 2																

Officials: Roger Ayers, Brent Hampton, Brian O'Connell
Technical fouls: Nebraska-None. Cincinnati-None.
Attendance:
Barclays Center Classic Presented by Honda

Score by periods	1st	2nd	Total
Nebraska	25	36	61
Cincinnati	25	40	65

Last FG - NEB 2nd-00:09, CIN 2nd-03:09.
Largest lead - NEB by 6 1st-07:59, CIN by 8 2nd-03:09.
NEB led for 16:39. CIN led for 20:27. Game was tied for 02:50.

Points	In	Off	2nd	Fast	
NEB	Paint	T/O	Chance	Break	Bench
CIN	26	9	22	2	14

Score tied - 6 times.
Lead changed - 10 times.

Tennessee vs Nebraska
11/28/15 12:00 p.m. at Brooklyn, NY (Barclays Center)

Tennessee 71 • 4-3																
#	Player	Total			3-Ptr	Rebounds			PF	TP	A	TO	Blk	Stl	Min	
		FG-FGA	FG-FGA	FT-FTA	Off	Def	Tot									
04	MOORE, Armani	f	2-8	0-1	3-5	1	2	3	3	7	2	0	3	0	29	
23	REESE, Derek	f	0-2	0-0	0-0	1	1	2	2	0	0	0	0	0	15	
00	PUNTER, Kevin	g	6-13	2-5	9-10	0	4	4	4	23	5	5	0	4	34	
03	HUBBS III, Robert	g	5-10	1-3	2-3	1	3	4	2	13	0	1	0	1	34	
34	BAULKMAN, Devon	g	2-8	2-4	0-0	3	1	4	2	6	2	2	1	0	25	
02	KASONGO, Ray		0-1	0-0	0-0	1	1	2	2	0	0	0	0	0	8	
05	SCHOFIELD, Admiral		3-7	2-3	4-4	0	1	1	4	12	0	0	0	0	17	
11	ALEXANDER, Kyle		1-1	0-0	0-0	1	4	5	1	2	0	0	3	0	15	
15	MOSTELLA, Detrick		2-8	1-4	1-2	1	1	2	3	6	4	2	0	1	21	
25	PHILLIPS, Shembari		0-1	0-0	2-2	0	0	0	0	2	0	1	0	0	2	
Team						0	3	3								
Totals			21-59	8-20	21-26	9	21	30	23	71	13	11	7	6	200	
FG % 1st Half: 11-31 35.5% 2nd half: 10-28 35.7% Game: 21-59 35.6% Deadball																
3FG % 1st Half: 4-11 36.4% 2nd half: 4-9 44.4% Game: 8-20 40.0% Rebounds																
FT % 1st Half: 6-10 60.0% 2nd half: 15-16 93.8% Game: 21-26 80.8% 2																

Nebraska 82 • 5-2																
##	Player		Total		3-Ptr		Rebounds			PF	TP	A	TO	Blk	Stl	Min
			FG-FGA	FG-FGA	FT-FTA	Off	Def	Tot								
24	Hammond, Jake	f	5-9	0-0	1-5	4	6	10	1	11	0	1	0	0	25	
31	Shields, Shavon	f	5-11	0-0	1-4	1	6	7	4	11	6	6	0	3	24	
00	Webster, Tai	g	7-13	1-3	3-4	0	2	2	2	18	0	3	0	1	36	
03	White III, Andrew	g	6-10	3-4	0-0	0	4	4	5	15	0	0	0	0	26	
32	Parker, Benny	g	2-4	0-1	2-2	1	1	2	3	6	3	1	0	0	28	
05	Watson Jr., Glynn		2-6	0-0	6-6	0	1	1	2	10	2	0	0	3	17	
10	McVeigh, Jack		3-7	2-5	0-2	2	3	5	0	8	0	0	0	0	19	
11	Evelyn, Bakari		0-0	0-0	0-0	0	0	0	1	0	0	0	0	0	4	
12	Jacobson, Michael		0-0	0-0	2-2	0	3	3	0	2	0	1	0	1	5	
23	Fuller, Nick		0-0	0-0	0-0	0	0	0	0	0	0	0	0	0	4	
30	Morrow Jr., Ed		0-1	0-0	1-2	2	3	5	1	1	0	1	0	0	12	
Team						4	3	7								
Totals				30-61	6-13	16-27	14	32	46	19	82	11	13	0	8	200
FG % 1st Half: 15-36			41.7%	2nd half: 15-25			60.0%	Game: 30-61			49.2%	Deadball				
3FG % 1st Half: 2-7			28.6%	2nd half: 4-6			66.7%	Game: 6-13			46.2%	Rebounds				
FT % 1st Half: 8-11			72.7%	2nd half: 8-16			50.0%	Game: 16-27			59.3%	7				

Officials: Rick Crawford, Tony Greene, Olandis Poole
Technical fouls: Tennessee-None. Nebraska-None.
Attendance:
Barclays Center Classic Presented by Honda

Score by periods	1st	2nd	Total
Tennessee	32	39	71
Nebraska	40	42	82

Last FG - UT 2nd-02:31, NEB 2nd-02:48.
Largest lead - UT by 3 1st-18:43, NEB by 22 2nd-12:30.
UT led for 05:56. NEB led for 29:54. Game was tied for 04:03.

Points	In	Off	2nd	Fast	
UT	Paint	T/O	Chance	Break	Bench
NEB	26	11	6	0	22
	42	8	11	2	21

Score tied - 5 times.
Lead changed - 5 times.

Nebraska Basketball
Nebraska Combined Team Statistics (as of Nov 30, 2015)
All games

RECORD:	OVERALL	HOME	AWAY	NEUTRAL
ALL GAMES	5-2	4-0	0-1	1-1
CONFERENCE	0-0	0-0	0-0	0-0
NON-CONFERENCE	5-2	4-0	0-1	1-1

#	Player	gp-gs	min	avg	Total		3-Point		F-Throw		Rebounds								a	to	blk	stl	pts	avg
					fg-fga	fg%	3fg-fga	3fg%	ft-fa	ft%	off	def	tot	avg	pf	dq								
03	White III, Andrew	7-7	163	23.3	36-72	.500	18-38	.474	14-18	.778	7	24	31	4.4	18	1	1	15	5	5	104	14.9		
31	Shields, Shavon	7-7	173	24.7	35-72	.486	5-17	.294	19-29	.655	7	30	37	5.3	14	1	22	17	2	7	94	13.4		
00	Webster, Tai	7-7	183	26.1	23-49	.469	5-14	.357	14-18	.778	7	23	30	4.3	14	0	14	17	1	9	65	9.3		
05	Watson Jr., Glynn	7-0	146	20.9	20-58	.345	5-14	.357	15-18	.833	2	12	14	2.0	12	0	19	6	0	10	60	8.6		
10	McVeigh, Jack	7-0	131	18.7	16-43	.372	11-27	.407	9-12	.750	9	17	26	3.7	12	0	8	5	1	6	52	7.4		
24	Hammond, Jake	7-7	112	16.0	15-28	.536	0-0	.000	7-14	.500	17	19	36	5.1	15	0	1	5	3	1	37	5.3		
12	Jacobson, Michael	7-0	72	10.3	7-14	.500	0-1	.000	16-18	.889	9	16	25	3.6	10	0	1	5	0	4	30	4.3		
30	Morrow Jr., Ed	7-0	111	15.9	12-20	.600	0-0	.000	5-12	.417	12	18	30	4.3	19	1	2	13	8	0	29	4.1		
32	Parker, Benny	7-7	174	24.9	9-27	.333	5-14	.357	4-5	.800	2	10	12	1.7	14	0	17	9	0	6	27	3.9		
11	Evelyn, Bakari	5-0	37	7.4	3-9	.333	1-6	.167	8-8	1.000	2	3	5	1.0	5	0	3	3	0	0	15	3.0		
23	Fuller, Nick	7-0	58	8.3	2-5	.400	0-2	.000	11-16	.688	7	8	15	2.1	6	0	2	5	0	2	15	2.1		
20	Borchardt, Tanner	3-0	14	4.7	2-2	1.000	0-0	.000	0-0	.000	1	1	2	0.7	3	0	0	2	0	0	4	1.3		
04	Trueblood, Johnny	4-0	15	3.8	1-3	.333	0-0	.000	2-4	.500	0	1	1	0.3	0	0	2	1	0	1	4	1.0		
15	Laws, Malcolm	3-0	11	3.7	0-3	.000	0-1	.000	1-2	.500	0	1	1	0.3	4	0	0	0	0	0	1	0.3		
Team											18	12	30											
Total.....		7	1400		181-405	.447	50-134	.373	125-174	.718	100	195	295	42.1	146	3	92	103	20	51	537	76.7		
Opponents.....		7	1400		148-389	.380	35-121	.289	112-161	.696	75	153	228	32.6	156	3	74	96	31	50	443	63.3		

TEAM STATISTICS	NEB	OPP	Date	Opponent	Score	Att.
SCORING	537	443	11/14/15	MISSISSIPPI VALLEY STATE	w 97-51	15489
Points per game	76.7	63.3	11/17/15	at Villanova	L 63-87	6500
Scoring margin	+13.4	-	11/19/15	DELAWARE STATE	w 75-60	15447
FIELD GOALS-ATT	181-405	148-389	11/22/15	SE LOUISIANA	w 92-65	15533
Field goal pct	.447	.380	11/24/15	ARKANSAS-PINE BLUFF	w 67-44	15502
3 POINT FG-ATT	50-134	35-121	11/27/15	vs Cincinnati	L 61-65	0
3-point FG pct	.373	.289	11/28/15	vs Tennessee	w 82-71	0
3-pt FG made per game	7.1	5.0	* - Conference game			
FREE THROWS-ATT	125-174	112-161				
Free throw pct	.718	.696				
F-Throws made per game	17.9	16.0				
REBOUNDS	295	228				
Rebounds per game	42.1	32.6				
Rebounding margin	+9.6	-				
ASSISTS	92	74				
Assists per game	13.1	10.6				
TURNOVERS	103	96				
Turnovers per game	14.7	13.7				
Turnover margin	-1.0	-				
Assist/turnover ratio	0.9	0.8				
STEALS	51	50				
Steals per game	7.3	7.1				
BLOCKS	20	31				
Blocks per game	2.9	4.4				
ATTENDANCE	61971	6500				
Home games-Avg/Game	4-15493	1-6500				
Neutral site-Avg/Game	-	2-0				

Score by Periods	1st	2nd	Totals
Nebraska	266	271	537
Opponents	180	263	443