


University of

MIAMI

BASKETBALL

1969-70



DON CURNUTT


One Of Nation's Greats

1969-70 Schedule


Dec. 1	Oregon State	Home
Dec. 3	Biscayne College	Home
Dec. 5-6	Steel Bowl	Pittsburgh
Dec. 12	U.C.L.A.	Los Angeles
Dec. 13	Pepperdine	Los Angeles
Dec. 19	St. Mary's	Home
Dec. 29-30	Hurricane Classic (Seton Hall, Texas, Ohio U.)	Home
Jan. 3	Bucknell	Home
Jan. 5	Rhode Island	Home
Jan. 9	Florida State	Tallahassee
Jan. 10	Jacksonville U.	Jacksonville
Jan. 15	Centenary	Home
Jan. 23	Florida Southern	Lakeland
Jan. 24	Stetson	Deland
Jan. 29	Tulane	New Orleans
Jan. 31	Loyola	New Orleans
Feb. 7	Florida A&M	Home
Feb. 12	Centenary	Shreveport
Feb. 14	Houston	Houston
Feb. 17	LaSalle	Home
Feb. 21	Stetson	Home
Feb. 26	Oklahoma City	Home
Feb. 28	Florida State	Home
Mar. 4	Jacksonville	Home

★ ★ ★

For story material and pictures on the Hurricanes, contact George Gallet and Wilbert Bach at the University of Miami Sports Publicity Department. Phone 284-5802.



George Gallet



Wilbert Bach

CHARLIE TATE

ATHLETIC DIRECTOR

CHARLIE TATE serves in a dual role in University of Miami's vast athletic program. He became director of athletics in 1968, while he has been head coach of football since 1964. Tate was born in Tracy City, Tenn.,




but his family moved to Jacksonville where he captained the Landon High football team. He won All-City, All-State and All-Southern grid honors, garnered All-State in basketball and was catcher on the All-America baseball team which toured Europe. Charlie played college football at Florida where he gained SEC honors in successive seasons. Turning to coaching following a stint in the Navy during World War II, Tate became head football coach at Miami Senior High and in five years won four state titles. His record showed 43 wins, six losses and a tie. Charlie served as freshman coach at Florida in 1956, then moved to Georgia Tech where he coached the freshman team in 1957 and 1958 and was varsity assistant to Bobby Dodd the next five years. In 1961, 1962 and 1963 he was in charge of the overall Tech defense. Tate took over as head football coach at U-M in 1964. He has piloted Miami into bowl games, into the nation's top 10 and has scored some of the most stirring upsets in Hurricane grid history. A victory over Southern California and dramatic tie with Notre Dame are among his many stunning feats. In 1966, his Hurricanes defeated teams which went to the Rose Bowl, Orange Bowl and Cotton Bowl.

RON GODFREY

HEAD BASKETBALL COACH

Two successive winning seasons have been posted by Ron Godfrey since his debut as head basketball coach at Miami. In both campaigns, Godfrey was beset by problems of inexperience and scanty material. Each time, his team got away slowly and took early lumps, but he was able to get his forces into winning stride.




His 1967-68 club had a 9-5 performance in the closing stages of the season, winding up with an overall 17-11 record. Last year, a late splurge gave Miami a final 14-10 standing. Godfrey is making steady progress in creating his own style of play at Miami, getting away from the race horse style of basketball. Heavier concentration on defense and a well-conceived and varied attack are coming to the fore.

Miami's 1969-70 schedule, which calls for road games against such national powers as UCLA, Duquesne and Houston, plus home games with LaSalle and other strong cage foes, will present a challenge of major proportions for the Hurricane coach. Godfrey, 30 and married, was a high school star at Martins Ferry, Ohio. As a senior, he had a 51-point game and wound up with an 800-point season. At UM, Ron was a three-year starter through the 1960-61 season. In his final campaign, he gained honorable mention All-America. Godfrey stands high in Miami's scoring and rebounding statistics and is paired with Rick Barry at forward on the UM all-time basketball team. He served as Hurricane assistant basketball coach from graduation until he was named head coach.

DICK HICKOX

ASSISTANT BASKETBALL COACH


When Ron Godfrey was named head basketball coach at UM, he chose Dick Hickox as his assistant. They were teammates for three years at Miami. Hickox was named to the Associated Press All-America in his junior year, and was a three-time member of the United Press International Little Man All-America. Dick hails from Fort Wayne, Indiana. He was Miami's leading scorer three years in a row, the only Hurricane ever to accomplish that feat. His career rebound total stood in the top 10 for many years. Hickox was a great dribbler and a sensational outside shot. He's a member of the UM all-time team. Dick coached freshman basketball at Miami 1963-64 and 1964-65. Before taking up coaching, he played with the College All-America team against the Globe Trotters in the world series of basketball in 1961.



ROBERT GUY

FRESHMAN BASKETBALL COACH

Robert Guy is University of Miami's new freshman basketball coach, coming to the Hurricanes this season from American University in Washington, D.C. Born in Indianapolis, Indiana, June 9, 1941, Guy grew up in Moorestown, N.J. and attended Moorestown High School. He was a student of basketball under Pete Monska, who holds the winningest record in New Jersey high school basketball. Guy was assistant coach and recruiter for two years at American University. He also served as director of the Jellef Summer Basketball League in Washington and coached one of the league teams.



★ ★ ★

DON CURNUTT


**Basketball Magician
Headed for All-America
Even Triple Teaming Failed to Halt
Don's Climb Among Nation's
Scoring Leaders Last Year**

- Curnutt is the greatest outside short of all time at Miami.
- Curnutt is the first UM player ever to score more than 500 points in each of his first two years (including All-America Rick Barry).
- Curnutt became the nation's No. 7 scoring leader last year despite double and triple teaming by opposition.
- Curnutt averaged 27.6 points a game in 1968-69.
- Curnutt had sensational scoring games of 40-38-38-37-36-35-31-31-31-31-31-30 in 1968-69.
- Curnutt still has a full season to go but already he ranks high in UM career records.
- Curnutt is holder of Miami's sophomore scoring record (broke mark of the fabulous Rick Barry as a rookie last year).

PLAYER SKETCHES

WILLIE ALLEN

Junior center from Rockville, Md. . . . Physical Education . . . age 20 . . . hgt. 6-6 . . . wgt. 230 . . . letters, one. Willie scored 20 points in his first varsity game a year ago, and went on from there to gain a berth on the all-star team in the Marshall Invitational and Hurricane Classic tournaments. His season high was 31 points against Stetson—one of six games in which he topped 20 points. His best rebounding was against Tampa with 21, while he had 20 against both Bucknell and Loyola. Allen has tremendous jumping ability—enabling him to outrange men several inches taller than himself. This, added to catlike reactions and sheer power, makes him a formidable man under the boards. Allen has an effective inside shot. In prep days, the Marylander led his team to 55 wins in 64 games, including one state title. As a senior year, Willie scored 25 points and was credited with 23 rebounds per game and led his high school team to a 20-1 season. In three years, he scored 1,251 points, took down 1,117 rebounds and was named to the All-Metro, All-County, All-State, and All-America teams. His high school coach was Earl Walthall. Willie also played end in football.




His varsity record:

Year	G	FG	Pct.	FT	Pct.	Reb.	Pts.	Avg.
1968-69	24	134	.447	84	.609	280	352	14.7

WAYNE CANADAY

Senior forward from Calumet, Ind. . . . Physical Education . . . age 21. . . hgt. 6-7. . . wgt. 220. . . letters, one. Canaday transferred to Miami a year ago from Vincennes Junior College and after a slow start, he suddenly came up with 19 points and 13 rebounds against Yale in the Marshall tournament. Wayne later became a tower of scoring and rebounding strength. He finished the year with 337 points and 319 rebounds for averages of 14.0 in scoring and 13.3 in rebounding. In his last 10 games, Canaday had at least 10 rebounds each time on the floor and was 20 or better four times. He scored in double figures in his last 12 starts and topped 20 points four times. His big game in scoring was a 26 point output against Tampa, while his 28 rebounds against Bucknell was the second highest single game ever at Miami. Wayne's pre-Miami credentials indicated an aptitude for changing the scoreboard. He carried Vincennes into the National Junior College tournament two years in a row, and was one of 48 athletes invited to try out for the 1968 Olympic team. His hook shot from either side and his jump gave him a 16.8 scoring average at Vincennes to go with a 12.3 rebound mark. In high school, where he was All-Lake County and All-Regional, his coach was Chris Tricoff.




His varsity record:

Year	G	FG	Pct.	FT	Pct.	Reb.	Pts.	Avg.
1968-69	24	135	.457	67	.684	319	337	14.0

DENNIS CANTRELL

Senior center from Daytona Beach, Fla. . . . Physical Education . . . age 22 . . . hgt. 6-10 . . . wgt. 220 . . . letters, two. Cantrell was a front line reserve a year ago and averaged a point and rebound a minute when in action. Over two seasons, he has had 12 point games against Brown, Dartmouth, Creighton and Florida Southern. Twice against Tampa and once against Florida Southern, Dennis had 11 rebound performances. Cantrell possesses a good jump shot and is accurate from the free throw line. In high school at Seabreeze, he was named to the All-Star team both as a junior and a senior, played in the North-South high school All-Star game and received All-America honorable mention. His high school coach was Jack Surrencee.




His varsity record:

Year	G	FG	Pct.	FT	Pct.	Reb.	Pts.	Avg.
1967-68	24	42	.400	65	.739	135	149	6.2
1968-69	10	14	.424	12	.750	43	40	4.0

DON CURNUTT

Senior guard from Tipton, Ind. . . . Physical Education . . . age 22 . . . hgt. 6-3 . . . wgt. 171 . . . letters, two. Named to the Helms Foundation All-America a year ago, Don is very much in contention for even more honors this year. He's the greatest shooting guard in UM basketball history, and this season could become the second Hurricane to score 2,000 points in a career (first was Rick Barry). The senior sharpshooter averaged 27.6 points as a junior and became the nation's No. 7 scorer. As a sophomore, Curnutt erased Barry's sophomore-year scoring marks at Miami. Miami's 1968-69 schedule was under the permitted 26, so Don's junior year total of 661 points fell below Barry's. He has 1,296 points to show for two years and is now only 234 points out of second place in the overall career records. In each of his first two campaigns, Curnutt averaged better than .800 from the free throw line. Four times as a soph and 11 times as a junior he scored more than 30 points a game and this came despite the fact he was double and triple teamed by every foe. He cannot be checked in one-on-one situations. Don's big game as a sophomore was 39 points against Florida State, while he tallied 40 points against the same team as a junior. The slender 171 pound Tipton guard is a picture shooter with amazing skill from the outside. He can score from either side and last season became a strong threat on the drive-in shot. UM coach Ron Godfrey says: "Don Curnutt is without question one of the truly great offensive performers in the country. The different defenses which opponents devised to use against him last year tells of his tremendous offensive power and the respect other teams have for him. He is without doubt the greatest outside shot I have ever seen anywhere at any grade of basketball." In high school, Don was All-State and All-America. His high school coach was Dick Barr.




His varsity record:

Year	G	FG	Pct.	FT	Pct.	Reb.	Pts.	Avg.
1967-68	28	268	.480	99	.825	64	635	22.7
1968-69	24	262	.428	138	.812	72	662	27.6


JERRY EASTMAN

Sophomore center from Wilkes-Barre, Pa. . . . Business Administration . . . age 19 . . . hgt. 6-7 . . . wgt. 200 . . . Eastman has been unable to make progress toward proving his ability as a college basketball player. A knee operation a year ago wiped out his entire freshman year and set him back a notch or two. Jerry sparkled for Wyoming Seminary and was a Catholic League All-Star before coming to Miami. He played end in football. His basketball coach was Jim Brandt. Eastman used an excellent push shot to average 24 points and 16 rebounds in his pre-college days.




CHARLES GAY

Sophomore guard from New Orleans . . . Pre-law . . . age 19 . . . hgt. 5-11 . . . wgt. 160 . . . Gay played at Temple Junior College in Texas where he was No. 1 scorer with 19 points. He's skilled at the drive-in, is an excellent floor general and looms as a strong candidate for a starting job on the 1969-70 Hurricane squad. Charlie is the only man on the squad under six feet, but he's one of the team's quickest. His ability to move is compounded into good defensive play. Gay was coached in high school by Jay Altabello and made All-State as well as three All-Tournament teams. He was Most Valuable high school player in New Orleans.



MIKE HUTSLAR

Senior forward from Oakland, Cal. . . . Physical Education . . . age 22 . . . hgt. 6-2 . . . wgt. 175 . . . letters, two. Hutslar is probably the hardest playing man on the squad. His aggressive, go-for-broke style of play keeps the action at fever peak whenever he's around. He's one of those gifted athletes who despite his 6-2 stature, still can leap as high as the rim of the basket. Mike had some starting calls in his sophomore year, finishing fifth in both scoring and rebounding, while last season he played first string all the way. The Californian has good moves toward the basket and has been a deadly jumper from the top of the key. As a sophomore, his field goal percentage of .557 topped everybody on the team, but last season he fell slightly under .50 per cent. Hutslar's big game as a soph came against Loyola when he scored 19 points and grabbed 11 rebounds. Stetson was his big scoring game during 1968-69 (22 points), with Loyola again being his favorite rebound target (an encore of 11). Back in high school, Hutslar was All-Catholic League twice, All-Metro and All-State for St. Joseph's High under Coach Des Leonard. He also lettered once in track. Mike played one season at Alameda Junior College, averaging 19 points.




His varsity record:

Year	G	FG	Pct.	FT	Pct.	Reb.	Pts.	Avg.
1967-68	25	68	.557	28	.667	92	164	6.6
1968-69	25	107	.498	30	.750	122	244	10.2


RICK LAW

Sophomore forward from Phoenix, Ariz. . . . Physical Education . . . age 19 . . . hgt. 6-4 . . . wgt. 190. Rick was All-City, All-Academic, All-Valley and All-State in high school, where he also won a letter in track. He adjusted to college basketball as a freshman somewhat slowly, but finished strongly to boost his scoring average to 12.8 points a game. He recorded 35 percent on field goals and 65 percent from the free throw line. Rick is an effective jumper and if he can step up the form he showed in the latter part of the frosh season, he will move into contention for a lot of action. His high school coach was Will Nobley.




ROBERT NYLIN

Sophomore forward from Wheaton, Md. . . . Physical Education . . . age 18 . . . hgt. 6-7 . . . wgt. 190. Bob earned All-County and All-East acclaim for his play at Wheaton High School. He carried his jumping ability to the track team where he was an accomplished high jumper. Bob played well as a Hurricane freshman, accumulating 254 points for a 15.9 average. He was 41 per cent from the floor and 68 per cent from the foul line. Mike is one of Miami's more promising newcomers. He adds excellent rebounding and fine defensive play to his good scoring. His jump shot is hard to stop.




KEVIN O'RIORDAN

Junior guard-forward from Philadelphia, Pa. . . . Physical Education . . . age 20 . . . hgt. 6-6 . . . wgt. 210 . . . O'Riordan sat out last season after a sensational high school career and a spectacular freshman year at the University of Wichita. As a Marist High senior, he came up with a 25-point per game average and was tabbed as one of the top 10 prep cagers in the USA. At Wichita, he was a standout on one of the finest frosh teams ever to represent the school. He averaged 19 points a game and gained a reputation as one of the top 10 frosh cagers in the country. Transferring to Miami last year, Kevin, will be eligible at mid-year. He's a great scorer, rebounds well and is a tremendous ball handler for his size. O'Riordan's high school coach was Dan Garven.



JOHN OSBOURNE

Senior guard from Burlington, Iowa . . . Business Administration . . . age 21 . . . hgt. 6-1 . . . wgt. 170 . . . letters, one. Osbourne came to Miami a year ago after two campaigns as an excellent playmaker for Burlington Junior College. He had an iron man reputation, playing in 55 consecutive games before being stopped by appendicitis. At Miami last winter, John started as third man in a battle for the guard post opposite Don Curnutt, but beyond mid-season he overcame the experience edge of competitors and moved into a starting job. He started Miami's last six games of 1968-69, in which the Hurricanes won five and dropped the other in overtime. Al-




though Osbourne is a capable shot, he rarely lets fly at the basket. In high school, John was All-Area and All-Conference while playing under coach Jerry Barnholdt. He lettered as a football quarterback and also as a hurdler in track.

His varsity record:

Year	G	FG	Pct.	FT	Pct.	Reb.	Pts.	Avg.
1968-69	20	21	.488	17	.654	43	59	2.9


ROBERT SPAGNOLO

Sophomore guard from Bethesda, Md. . . . age 18 . . . hgt. 6-0 . . . wgt. 170. Bob had one of the greatest freshman years of any UM player in history, averaging 31.5 points a game with a sensational outside shot effective from any angle. Though most of his tries were from long range, he had a .495 field goal mark and a 78 per cent from the free throw line. Bob has a great chance to move in as a starter and could add the extra zip the Hurricanes need for a brilliant season. An excellent player in his high school days, Bob performed for Jack Gilmore at Walter Johnson High School. Major at UM Physical Ed.



RON WELCH

Junior center from Atlanta, Ga. . . . Pre-Law . . . age 22 . . . hgt. 6-8 . . . wgt. 230 . . . letters, one. Ron saw service as a reserve last year and displayed potential as an excellent rebounder. His biggest splash in scoring came when he tallied six points against Pittsburgh in the Hurricane Classic, a game UM won by two points. He contributed five important rebounds in the Panther clash and came up with six more against Florida in the Sunshine Classic. Ron hasn't had too much actual game experience. He did not start playing until his junior year at Briar Cliff High in Atlanta. As a senior, his 18 point average and 20 point rebound credentials carried his prep school into the finals of the state tournament. Ron is big, strong, and moves well enough to make his presence known. He made the All-Regional and All-State teams in high school, where he was coached by Jack Hambrick.



His varsity record:

Year	G	FG	Pct.	FT	Pct.	Reb.	Pts.	Avg.
1968-69	16	14	.700	7	.583	27	35	2.2

★ ★ ★

UM's Top 12 Crowds

Mar. 1, 1965—FSU	6,524
Dec. 27, 1963—Hurricane Classic	6,487
Dec. 28, 1963—Hurricane Classic	6,329
Jan. 30, 1961—Louisville	6,253
Dec. 19, 1964—Hurricane Classic	6,164
Dec. 21, 1962—Duke	6,132
Feb. 2, 1965—Miami (Ohio)	6,064
Dec. 29, 1964—Maryland	5,754
Dec. 3, 1966—Florida	5,724
Nov. 30, 1962—Florida	5,596
Dec. 27, 1963—Hurricane Classic	5,402
Dec. 7, 1963—Florida	5,126

OUTLOOK

Losses were very few from the UM cage squad which won nine of its last 11 games last season to finish 14-10. Nevertheless, a more potent 1969-70 schedule, which includes UCLA and Houston among others, will require a stronger team. Coach Ron Godfrey will use a combination of vets, sophs and junior collegians to turn the trick. His No. 1 job is to bolster the play-making. John Osbourne returns along with the other four starters but may have trouble holding the play-maker job. Junior collegian Charles Gay and sophomore sharp-shooter Robert Spagnolo are both breathing down his neck. The offense again will be built around the mighty Don Curnutt, who averaged 27.6 points a game last year. Returning with Don are Willie Allen and Wayne Canaday (each averaged 14 points) and Mike Hutslar (averaged 10.2). Hutslar is only 6-2, short for a forward, and must fight off some flashy sophs. Godfrey is expecting big things from Kevin O'Riordan, 6-7 sophomore who will be eligible to play at mid-season. Miami's outlook is definitely better than it was at the start of 1968-69 when Curnutt was the only returnee.

THE OPPOSITION

Oregon State University, Corvallis, Ore.

Dec. 1 at Miami.

Coach, Paul Valenti. Career record—W 75, L 58.

1969 record—W 12, L 14. Points, 1646, Opp. 1649.

First Meeting

Three starters, including the two top scorers, return along with five other squad members. Freddie Boyd, guard who averaged 20 points, and Bob Thomas, 6-9 center who averaged 14.5, are back for another year along with Vic Bartolome, 7 foot 1/2 inch center, and Gary Freeman, 6-9 forward. Big boost will come from the return of Vince Fritz, All-Coast guard two years ago who sat out last season with a back operation.

Biscayne College, Miami, Fla.

Dec. 3 at Miami.

Coach, Ken Stabler. Career record—W 24, L 43.

1969 record—W 9, L 13. Points, 1630, Opp. 1737.

First Meeting

Six lettermen return, topped by 6-6 Bob Cook and Keith Finley, excellent 5-10 guard. Several junior college aces and impressive incoming frosh will give the club added strength. The team lacks height.

UCLA, Los Angeles, Calif.

Dec. 12 at Los Angeles, California.

Coach, John Wooden. Career record—W 491, L 151.

1969 record—W 29, L 1. Points, 2540, Opp. 1915.

First Meeting

Two starters return from the 1968-69 national championship UCLA team, including guard John Valley, who made the NCAA All-Tournament five. Five lettermen in all return, while UCLA has a host of talented newcomers. UCLA will again be up there close to the top in the national ratings. Without Alcindor, Coach Wooden says he'll revert to the pre-Alcindor style of play—which was good enough to win the national crowns in 1964 and 1965.

Pepperdine College, Los Angeles, Calif.

Dec. 13 at Los Angeles, California

Coach, Gary Colson. Career record—W 202, L 81.

1969 record—W 14, L 12. Points, 1704, Opp. 1785.

First Meeting

Coach Colson moved from Valdosta State last season and turned out a winner while he was getting acquainted. With four lettermen among the returning starters and an All-America threat in guard Bobby Sands, Pepperdine expects big things for 1969-70. Sands, a great floor man, topped the team in scoring with 15 points a game last year. Herman Peterson, 6-8, and Jake Davis, 6-6, will again take care of the rebounding.

St. Mary's College, St. Mary's, Calif.

Dec. 19 at Miami.

Coach, Mike Cimino. Career record—W 52, L 134.

1969 record—Won 6, L 19. Points, 1772, Opp. 1884.

All-time series—UM won 2, lost 0. Points, Miami 267, St. Mary's 233.

Three starters return but there's a good chance three newcomers will take over up front, where St. Mary's faltered last year. Pete Scutti, 6-10 center, teams up with Wolf Weichert, 6-6; Bob Glover, 6-4, and Roy Brown, 6-4, to give the quintet a front line it needed in 1969. If a guard can be found to team with veteran Chris Dayak, St. Mary's will have its best team in years.

Bucknell University, Lewisburg, Pa.

Jan. 3 at Miami.

Coach, Donald P. Smith. Career record—W 197, L 140.

1969 record—W 13, L 11. Points, 1871, Opp. 1661.

1969, UM won 89-84 in first meeting.

Sophomore David Logan, 6-9, gives the team height and along with veterans Thomas Marble, 6-7, and William Bobkoski, 6-5, could bolster the offense, the one serious weakness the Bisons had last season. Defensively, the club was excellent a year ago and retains the men who made that showing possible.

University of Rhode Island, Kingston, R.I.

Jan. 5 at Miami.

Coach, Thomas Carmody. Career record—W 10, L 15.

1969 record—W 10, L 15. Points, 1831, Opp. 1914.

All-time series—UM won 3, lost 0. Points, UM 273, Rhode Island 238.

Coach Carmody, in his first year with the Rams, got the club moving last February and won six out of the last eight starts. Five leading scorers of 1969 are among eight returnees. John Fultz, who averaged 23 points a game a year ago, heads Rhode Islands' long list of vets. Al Hazard, 6-7, Ron Louder, 6-7, and Fultz, 6-6, are the tallest.

Florida State University, Tallahassee, Fla.

Jan. 9 at Tallahassee; Feb. 28 at Miami.

Coach, Hugh Durham. Three year record—W 48, L 31.

1969 record—W 18, L 8. Points, 2260, Opp. 2056.

1969, FSU defeated UM 111-84, and, in overtime, 89-86 to even the All-Time series at 20-20. UM has the point lead, 3390 to 3144.

Florida State lost three lettermen but retains four starters, including its three top scorers and four leading rebounders.

The Seminoles have height, poise and power as another brilliant season is in the offing. Dave Cowens, 6-9 center, is the big man. Roland Garrett, 6-6, and guard Ron Harris, 6-4, may break as rookies.

Jacksonville University, Jacksonville, Fla.

Jan. 10 at Jacksonville; Mar. 4 at Miami.

Coach, Joe Williams. Career record—W 67, L 59.

1969 record—W 17, L 7. Points, 2034, Opp. 1835.

1969, UM won 94-87 and 95-86. All-time series, UM won 22, lost 2. Points, UM 2222, Jacksonville 2157.

Jacksonville, determined to go big-time in basketball, is making excellent progress. It advertises its 1970 team as the tallest in major college basketball. Artis Gilmore, two year junior college All-America, is 7-2. Pembroke Burrows, another J. C. transfer, is 7 feet, while McIntyre, leading rebounder for two years and boasting a two-year scoring average of 21.2, is 6-9. Rex Morgan, Helms Foundation All-America, is 6-5. He was 10th nationally in scoring last year at 26.2.

Centenary College, Shreveport, La.

Jan. 15 at Miami; Feb. 12 at Shreveport.

Coach, Joe Swank. Career record—W 111, L 121.

1968 record—W 9, L 18. Points, 1861, Opp. 1966.

All-time series—UM won 1, lost 1. Points, UM 163, Centenary 158.

Coach Swank calls this a rebuilding year. The outcome will depend on the support newcomers give the two outstanding returnees—center Jesse Marshall, 6-7, who scored 15.9 points a game last season, and Lee Mansel, six-foot guard who scored 12.5. Marshall pulled down 10.2 rebounds a game in 1968-69. Junior college transfer Jeff Victor, 6-3, is bidding for the other guard position, while Tamek Stramel, 6-6, is a strong new candidate at forward.

Florida Southern College, Lakeland, Fla.

Jan. 23 at Lakeland.

Coach, Tom Greene. Career record—W 245, L 204.

1969 record—W 13, L 12. Points 1989, Opp. 1893.

1969, UM won 87-83. All-time series—UM won 57, lost 7. Points, UM 4410, FSC 3605.

Three starters are missing. Coach Greene is rebuilding around two starter returnees, four lettermen and half dozen promising rookies. John Jurecko, 6-7, and Glenn Merkel, 6-6, are the tallest returnees, while Fred Milton, 6-5 junior collegian, is the tallest newcomer. Six junior collegians will help overall strength.

Stetson University, Deland, Fla.

Jan. 24 at Deland; Feb. 21 at Miami.

Coach, Glenn Wilkes. Career record—W 305, L 168.

1969 record—W 14, L 12. Points 2288, Opp. 2203.

1969, UM won 98-90 at Deland; lost 97-83 at Miami. All-time series, UM won 40 lost 27. Points, UM 4533, Stetson 4293.

NCAA College Division All-America Earnest Killum leads the Hatters. He averaged 24.2 points a game last year, and scored 42 and 31 against Miami. Five Stetson starters are back, along with three other lettermen. Two fine frosh, including 6-8 Mike Klarer, move up. Three junior collegians will help give Stetson its finest outlook in years.

Tulane University, New Orleans, La.

Jan. 29 at New Orleans.

Coach, Ralph Pedersen. Career record—W 50, L 74.

1969 record—W 12, L 14. Points 2294, Opp. 2296.

1969, Tulane won 90-79. All-time series—UM won 2, lost 3. Points, UM 386, Tulane 396.

A trio of three-year regulars are gone, but John Sutter, 6-8 forward, and Harold Sylvester, 6-6 center, were outstand-

ing as sophs and should form a powerful nucleus. Greg Robers, 6-7 reserve, fills out a strong front trio. Ned Reese, 6 foot guard, appears ready to step in as the balance wheel in the backcourt.

Loyola of the South, New Orleans, La.

Jan. 31 at New Orleans.

Coach, Bob Kutska. Career record—W 5, L 19.

1969 record—W 5, L 19. Points 1830, Opp. 2064.

1969, UM won 89-80. All-time series, UM won 9, lost 6. Points, UM 1208, Loyola 1220.

Coach Lutska ran into all sorts of problems a year ago. He had as few as seven players available most of the year. Only two starters return but one of them, 6-10 Ty Marion-euax, averaged 16.7 points and controlled the backboards last year. He should be a 1969-70 whiz. Soph Tim Schneider is an excellent shot, while Bob Bissant, 6-3 transfer from Albuquerque, will help.

Florida A. & M., Tallahassee, Fla.

Feb. 7 at Miami.

Coach, Ed Oglesby. Career record—won 375, lost 136.

1969 record—W 13, L 9. Points, 1978. Opp. 1918.

1969, UM won 94-91 All-time series, UM won 2 lost 0. Points, UM, 202 FAM, 189.

The Rattlers retain five lettermen from a year ago and look for a stronger team this season. Veteran returnees include Clarence Allen, 6-4; Charles Estes, 5-10; Ernest Jones, 6-7; Alfred Lawson, 6-5; and David Wright, 6-4.

University of Houston, Houston, Texas

Feb. 14 at Houston.

Coach, Guy V. Lewis. Career record—W 229, L 128.

1969 record—W 16, L 10. Points, 1267, Opp. 1237.

All-time series—UM won 5, lost 6. Points, Miami 892, Houston 937.

Three seniors are gone but replacements are good. Ollie Taylor, 6-2 forward who averaged 19.2 points to lead the team last year, is back with honorable mention All-America credentials. Robert Hall, 6-9, and Dwight Davis, 6-7, make the club tough up front. Tom Gribben, 6-2, is a competent floor man. Whether the team is great or good may hinge on the ability of 6-3 Junior College All-America Poo Welch.

LaSalle College, Philadelphia, Pa.

Feb. 17 at Miami.

Coach, Tom Gola. Career record—W 23, L 1.

1969—record—W 23, L 1. Points 2135, Opp. 1702.

All-time series—UM won 2, lost 8. Points, Miami 803, LaSalle 888.

Last year LaSalle was No. 2 in the final AP poll. Four starters have graduated. Coach Gola is rebuilding around Ken Durrett, who made the 1968-69 Helms All-America. Ken is a 6-7 all-around ace. Fran Dumphy, 5-11 senior and only other returning letterman, is the playmaker.

Oklahoma City University, Oklahoma City, Okla.

Feb. 26 at Miami.

Coach, Abe Lemons. Career record—W 246, L 134.

1969 record—W 18, L 9. Points, 2068, Opp. 2246.

All-time series—UM won 4, lost 1. Points, UM 519, Oklahoma City, 469.

The Chiefs have four starters back from a good 1969 team but will have a job replacing All-America Rich Travis, who broke the school career record with 2,086 points. Bob Hanes, 6-2, is the man tabbed to replace the brilliant guard. Charles Wallace, 6-6 forward who averaged 21 points and nine rebounds last season, and Willie Watson, 6-9, who picked off 14.3 rebounds, return but will have competition from 6-6 John Nelson and Joe Hayes, 6-3 guard.

Twelfth Annual Hurricane Classic

**Dec. 29: First Round — Ohio U. vs. Texas,
Seton Hall vs. Miami**

**Dec. 30: First Game — First night's losers.
Second game — First night's winners.**

Texas, Seton Hall and Ohio U. make a colorful group of visitors for the annual Hurricane Classic.

The Longhorns should cut quite a caper here. Coach Leon Black has three starters back—Wayne Doyal and Bruce Motley, 6-6 forwards, and Billy Black, 6-3 guard. Lynn Howden, 6-7; Eric Groscurth, 6-6; and Scooter Lenox, 6-2, are redhot newcomers. Howden averaged 25 points a game as a freshman in 1968, and was a junior college standout last season. Groscurth and Lenox were the aces of the best Texas Frosh squad ever.

Coach Richard Regan is bringing Seton Hall back to the pinnacle it occupied a few years back and a winner is in prospect. Five frosh sensations of a year ago are bidding for varsity jobs, but at least two of last year's starters seem safe—Mel Knight, 6-1 guard whose 17.7 scoring average topped the club, and Gary Cavallo, who was the No. 1 rebounder last season though he is only 6-4. Sophomore Junior Foy, 6-8, will add the needed height and two other sophs, Frank Cortes and Ken House, will bolster the attack. Each averaged 24 points a game as freshmen.

Ohio U. retains four starters from the team which went to the National Invitational Tournament last season and played until the second round. Two leading reserves and two brilliant sophomores round out the squad. The men to watch are high scoring John Canine and rebound aces, Craig Love, 6-8, and Greg McDivitt, 6-7.

History of Hurricane Classic

(First Year)

December 29, 30, 1958, Miami Beach Auditorium

First round: Miami, Ohio, 75; N.Y.U., 55

Miami, Fla., 74; Tulane, 72

Third Place: New York U. 77; Tulane, 47.

Championship: Miami, O, 89; Miami, Fla., 87 (OT)

First night attendance, 2,342. Second night, 2,450.

All-Star team: Forwards—Ramsey, New York, and Thomas, Miami (O); guards—Hickox, Miami (F) and Hamilton, Miami (O); center—tie, Wingard, Miami (O) and Klinker, Tulane.

Most valuable, Hamilton.

Vern Lawson's 15 second-half points broke up a close game as Miami of Ohio ripped New York U in the tournament opener. Dick Hickox, with 20 points, and Harry Manushaw, with 16 rebounds, paced the way for the host Hurricanes against Tulane.

New York had no trouble with Tulane, either, in the runnerup game as Cal Ramsey hit for 27 points and picked up 16 rebounds, but the championship game, Miami against Miami was a thriller. Ron Godfrey made 24 of his 26 points in the second half.

(Second Year)

December 28, 29, 1959, Miami Beach Auditorium

First round: Xavier, 86; Florida, 74

Miami, 110; Brigham Young, 93

Third place: Brigham Young, 74; Florida, 65.

Championship: Miami, 87, Xavier, 69.

First night attendance, 3,009. Second night, 3,346.

All star team: Forward—Godfrey, Miami; guard—Hickox, Miami; center—Thobe, Xavier; guard—tie, Miller and Earnest, Brigham Young; forward, Castelle and Kirvin, Xavier.

Most valuable, Hickox.

First round games were lopsided. Miami's 110 points still stands as a tournament record while the 34 by Dick Hickox was tops until last season. Brigham Young took off early and slowly increased its margin to tame Florida.

Miami turned in a near perfect performance with Hickox scoring 26 more points to outpace Xavier. Miami led 39-28 at halftime. The Hurricanes always held the initiative.

(Third Year)

Dec. 28, 29, 1960, Miami Beach Convention Hall

First round: Holy Cross, 68; Tennessee, 67

Miami, 82; Army, 75

Third place: Tennessee, 88; Army, 71.

Championship: Miami 77, Holy Cross 71.

First night attendance, 4,116; Second night 4,305.

All-star team: Forwards—Sager, Army, and Foley, Holy Cross; guards—Shea, Holy Cross, and Hickox, Miami; center—Fisher, Tennessee.

Most valuable, Hickox.

Both first night games were rousers for one half. Tennessee, down by eight points, roared back and lost by one as Thompson's 20 rebounds and Shea's 11 of 12 free throws were just enough. Miami had a furious first half with Army leading only 39-38—but then Ron Godfrey hit for 14 in the second half and the Hurricanes sailed on to victory.

The Vols continued their hot streak the next night, and never gave Army a chance. Only Sherard's 27 points kept Army's score respectable. Miami had a rough first half against Holy Cross, leading only 37-36 as Bruce Applegate scored 12 points. Bruce added 13 more in the second half and when Godfrey recorded 12, the Hurricanes had enough to win.

(Fourth Year)

December 28, 29, 1961, Miami Beach Auditorium

First round: Temple, 70; Minnesota, 66

Miami (Fla.) 83; Miami (O.), 73

Third place: Minnesota, 98; Miami (O), 64.

Championship: Temple 85; Miami (Fla.), 67.

First night attendance, 2,973. Second night, 3,047.

All star team: Forwards—Benson, Miami (O), and Magdanz, Minnesota; guards — Cohen — Miami (Fla.), and Drysdale, Temple; center—Gordon, Temple.

Most valuable, Drysdale.

Powerful Minnesota, ahead 37-32 at half time, finally succumbed to a late Temple rush in which Dave Koskinen boosted his night's scoring total to 23. The two Miami teams had a wild first half with the Hurricanes leading 44-40 at intermission. Ken Allen's second half field goals were the difference to ice a Hurricane win.

Minnesota never let up against Miami of Ohio, leading 34-23 at half-time. The Gophers added 64 second-half points. The Hurricanes failed to make a dent in the smooth Temple attack, trailing at halftime 40-31. Drysdale made 28 for the winners. Allen kept Miami fairly close with 15 first half points. Julie Cohen scored 14 points in the second half.

(Continued Page 16)

1969-70 Varsity Roster

NO.	NAME	POS	HGT.	WGT.	AGE	YR.	HIGH SCHOOL	HOMETOWN
11	*Don Curnutt	G	6-3	171	22	Sr.	Tipton	Tipton, Ind.
12	*John Osbourne	G	6-1	170	21	Sr.	Burlington	Burlington, Iowa
14	*Mike Hutslar	F	6-2	175	22	Sr.	St. Joseph	Oakland, Calif.
15	Robert Nylin	F	6-7	190	18	So.	Wheaton	Wheaton, Md.
20	Rick Law	F	6-4	190	19	So.	Alhambra	Phoenix, Arizona
21	Charles Gay	G	5-11	160	19	So.	De LaSalle	New Orleans, La.
22	Jerry Eastman	C	6-7	200	19	So.	Wyoming	Wilkes-Barre, Pa.
25	Ron Welch	C	6-8	230	22	Jr.	Briar Cliff	Atlanta, Ga.
33	*Willie Allen	C	6-6	230	20	Jr.	Montgomery	Rockville, Md.
34	Kevin O'Riordan	F	6-7	200	20	So.	Marist	Chicago, Ill.
43	*Wayne Canaday	F	6-7	220	21	Jr.	Calumet	Gary, Ind.
44	Robert Spagnolo	G	6-0	170	18	So.	Walter Johnson	Bethesda, Md.
45	*Dennis Cantrell	C	6-10	220	22	Sr.	Seabreeze	Daytona Beach, Fla.

*—Returning lettermen

1968-69 Varsity Statistics

PLAYER, POS.	NO. GAMES	FIELD GOALS MADE	PCT.	FREE THROWS MADE	PCT.	SHOTS MISSED	REBOUNDS NO.	AVG.	PER. NO.	FOULS DIS.	POINTS NO.	AVG.
Don Curnutt, G	24	613	.428	170	.447	383	72	3.0	40	0	662	27.6
Willie Allen, C	24	300	.447	138	.457	220	280	11.7	77	4	352	14.7
Wayne Canaday, F	24	295	.457	98	.498	191	319	13.3	90	5	337	14.0
Mike Hutslar, F	24	215	.498	40	.443	118	122	5.1	100	8	244	10.2
*John Stevenson, F	20	97	.443	60	.488	66	107	5.4	47	1	134	6.7
John Osbourne, G	20	43	.488	26	.424	31	43	2.2	42	1	59	2.9
Dennis Cantrell, C	10	33	.424	16	.700	23	43	4.3	12	0	40	4.0
Ron Welch, F-C	16	20	.700	12	.408	11	27	1.7	17	0	35	2.2
*Tom Green, G	13	27	.408	14	.348	23	25	1.9	17	0	29	2.2
*Tom Masters, F	14	23	.348	16	.431	20	23	1.6	16	1	27	1.9
*Dave Roddy, G	12	65	.431	17	.444	44	28	2.3	34	4	66	5.5
UM TOTALS	24	1731	.444	607	.431	1130	1238	51.6	492	23	1985	82.0
TEAM REBOUNDS							149					
OPP. TOTALS	24	1702	.457	684	.494	1125	1017	41.1	448	15	2048	85.0

*—Not Returning

(Fifth Year)

Dec. 27, 28, 1962, Miami Beach Convention Hall
First round: Pittsburgh, 96; Louisiana St., 73
Miami, 94; Cornell, 74
Third place: Louisiana State, 55, Cornell, 48.
Championship: Miami, 86, Pittsburgh, 85.

First night attendance, 5,116. Second night, 5,402.

All-star team: Forwards—Rick Barry, Miami, Brian Generalovich, Pittsburgh, Center—Mike McCoy, Miami, center; guards—Dave Roman, Pittsburgh, Elias Cooper, Louisiana.

Most valuable, Rick Barry.

Maury Drummond's 17 first-half points kept LSU within hailing distance of Pitt but the Panthers had things their own way in the final 20 minutes as nine men scored to increase Pitt's 46-38 edge to a big margin. Cornell made a fight of it for a half against Miami, being behind only 39-37, but Rick Barry's 25 rebounds gave Miami the openings to make it a runaway in the last half.

LSU had a little more defense than Cornell. It led 29-27 at half time and then moved steadily ahead for third place tournament honors.

Mike McCoy, Miami, and Brian Generalovich, Pitt, each made 14 first half points, but Barry's rebounding provided openings for Miami's 43-38 lead. Dave Roman scored 21 second-half points for Pitt, but Barry's rebounding was again the key and the Hurricanes hung on to win.

(Sixth Year)

Dec. 27, 28, 1963, Miami Beach Convention Hall
First round: Syracuse, 76; Princeton, 71
Miami, 79; Army, 71
Third place: Army, 60; Princeton, 56.
Championship: Syracuse, 86; Miami, 85, overtime.

First night attendance, 6,487. Second night, 6,329.

All-star team: forwards—Silliman, Army and Bradley, Princeton; guards—Dampier, Miami and Bing, Syracuse; center—Barry, Miami.

Most valuable, Dampier.

Princeton moved ahead of Syracuse 41-36 at half time and apparently had the game wrapped up when Bradley fouled out fairly early in the second half. The Tigers collapsed. A six-point lead by Princeton with 12:49 to go, was a five-point deficit at the finish.

John Dampier set a tournament record of 41 points, yet Miami had a rough time shaking stubborn Army. The Cadets were on top 38-36 at half time but had no defense for Dampier.

Army and Princeton staged a thriller, being tied at half time, but Mike Silliman produced the second-half clinchers.

An ailing Rick Barry, for Miami, and injured Rex Trobridge, for Syracuse, left both clubs weakened but the rest of the players put on one of the tournament's most thrilling games. Miami broke ahead 46-42, but ran into late trouble. With Dave Bing sparkling, Syracuse forced the game into overtime. Miami forged ahead again but made several costly errors, and finally substitute Robert Murray, a last minute addition to the Syracuse traveling roster, hit a field goal with three seconds to go and Syracuse was tournament champion, despite Dampier's 35 points.

(Seventh Year)

Dec. 28, 29, 1964, Miami Beach Convention Hall
First round: Maryland 64; Tulsa, 59
Miami 86; Yale, 71
Third place: Tulsa, 73; Yale, 61
Championship: Miami, 80; Maryland, 73

First night attendance, 5,007. Second night, 5,754.

All-star team: forwards—Barry and Beckner, Miami; center—Ward, Maryland; guards—Trupin, Yale, McMillen, Maryland.
Most valuable, Barry.

Maryland and Tulsa fought an even battle until midway in the second period when, at 48-48 — the Terps hit for eight points in a row and never were headed. Jay McMillen, with 18 points and 12 rebounds for the winners, led in both departments. Yale took a three-point lead on Miami after 6:58 but then Rick Barry went to work and the final count was 86-71. Barry, with 45 points, set a new tournament record. He had 17 rebounds.

Playing for third place, Yale broke away to an 8-4 lead, then gave up eight successive points and never could get back into contention. Yale lost 73-61 to Tulsa. Rick Park scored 20 for the winners. Bon Fedorko took down 12 rebounds.

Miami and Maryland fought a rip-snorter first half, with the midway point tally being 35-35. The lead alternated frequently. Maryland scored eight points in the first 2:01 of the second half before Miami scored. Miami three times drew even, the last time at 60-60 with eight minutes to go. Then Rick Barry and Wayne Beckner scored eight points while the Terps scored none and the issue was settled.

(Eighth Year)

Dec. 27, 28, 1965, Miami Beach Convention Hall
First round: Louisville 54; Georgia Tech 48
Miami 81; Boston U 60
Third place: Georgia Tech 83; Boston U 40
Championship: Louisville 85; Miami 84 (overtime)

First night attendance, 2,909. Second night, 4,029.

All-star team: forwards—Wittman, Miami, and Houston, Louisville; center—Unsel, Louisville; guards—Gee, Miami, and Wagner, Georgia Tech.

Most valuable, Unsel.

In the opening round, Georgia Tech fought favored Louisville down to the wire, trailing only 51-48 with 1:01 to play. Tech missed on a layup after a stolen ball and Louisville was home. Big Westley Unsel had 22 rebounds, 21 points. Miami used its entire squad to toy with Boston U. Rick Jones scored 19 Miami points.

Georgia Tech piled up a 35-22 half time lead in the third-place battle and then out-scored Boston 30 more points in the last 20 minutes with 11 Engineers each getting at least two field goals.

The championship game between Miami and Louisville went into overtime before the Kentuckians emerged the winner. Though trailing by 11 points during one stage of the clash, Miami fought back brilliantly and knotted the score. A UM field goal at the buzzer at the end of regulation time rimmed the basket and stayed out. In overtime, the Hurricanes had the lead most of the way, and at one time had a chance to pull away on missed free throws. Louisville won in the final second on a shot by Wade Houston.

(Ninth Year)

Dec. 27, 28, 1966, Miami Beach Convention Hall
First round: W's't'rn K'ntucky, 94; Holy Cr'ss, 84
Miami, 82; Pennsylvania, 78
Third place: Holy Cross, 89; Pennsylvania, 84
Championship: Western Kentucky, 94; Miami, 89

First night attendance, 3317. Second night, 4,531.

All-star team: forwards—Ed Siudut, Holy Cross; Mike Whitman, Miami; center—Billy Soens, Miami; guards—Clem Haskins, Wayne Chapman, Western Kentucky.

Most valuable, Clem Haskins.

Ed Siudut of Holy Cross fought a one-man war against Western Kentucky in the tournament opener but brilliant Clem Haskins with some hot shooting by Dwight Smith gave the edge to the Hilltoppers. Siudut, who scored 37, wiped out a first-half five point deficit as the final 20 minutes started but Haskins then hit on a jumper and the Hilltoppers stayed a half dozen points ahead the rest of the way. Miami gained a 12-4 start on Penn and stayed eight up at half time. Then the Hurricanes fought off a Penn rally which had the Ivy leaguers on top five times by a point until the final five minutes when Mike Wittman stashed away the last of his 32 points. Penn put a fairly effective clamp on Siudut and dominated the backboards in the third place due, but Ron Teixeira and Al Stazinski hit for 21 and 20 to tip the tide. It was even for seven minutes, then the Crusaders made 10 in a row and it took Penn until the last minute to catch up 69 all, sending the game into overtime. A Siudut jumper and three foul shots gave Holy Cross a bulge midway into the overtime period and Penn could only trade points from there on in. Miami scored first in the championship final but Western Kentucky moved ahead at 6-5 as Haskins made 12 points in four minutes to put the Hilltoppers 15 up after only nine minutes. The Hurricanes shaved this to six at half time. Haskins and George Smith hit on quick second half baskets but the Hurricanes kept on fighting and with Billy Soens hitting on eight straight points, came even at 79 apiece with 5:09 to go. Butch Kaufman hit on two quick jumpers and the Kentuckians were home. Greg Smith's rebounds were as helpful as Haskins' 25 points. Soens was the high man with 26 and 15 points to keep Miami in the tussle.

(Tenth Year)

Dec. 27 and 28, 1967, Miami Beach Convention Hall
First round: New York U, 93; Santa Clara, 88
Miami, 110; Dartmouth, 91
Third Place: Santa Clara, 77; Dartmouth, 69
Championship: Miami, 102; New York U, 91

First night attendance, 2,116. Second night, 2,218.

All-star team: Forwards—Rusty Parker, Miami, and Bob Ogden, Santa Clara; Center—Billy Soens, Miami; Guards—Don Curnutt, Miami, and Jim Miller, New York U.

Most valuable, Rusty Parker.

Miami equalled its own one-game scoring record and shattered its two-game total for the Classic in winning the title for the first time in three years. New York U qualified for the finals against Miami by edging Santa Clara 93-88 in a spine-tingling opening game. After a loose first half, NYU moved ahead by 13 with 9:56 to go in the game. Then, Santa Clara roared back to lead three times in the last three minutes. Aldolfo Porrata scored six points on free throws en-

route to a 39-point game to build the final margin. Miami never trailed as it defeated Dartmouth 110-91. Don Curnutt, Rusty Parker and Billy Soens all hit for 20 or more points.

On the final night, Santa Clara swept off to a 6-0 bulge in its game with Dartmouth and the Ivy leaguers never caught up. They fought to within three points with 1:31 to go. Bud Ogden scored 11 field goals in 12 tries and had 24 points for the winners. Henry Tyson scored 25 for the losers. In the championship game, Miami stopped Porrata, but soon Jim Miller broke loose for 35 points. Parker tallied 33 for the Hurricanes. Curnutt scored 26 points and Soens 22. Jerry Stevenson recorded 18 rebounds to give Miami a 49-31 domination of the boards. NYU led most of the first half, being in front 34-29 with 5:30 to go before Miami made its move. The Hurricanes pushed ahead 44-38 just before the half ended. The margin was cut to two points at the intermission. NYU stayed close for 12 minutes of the second half, then the Hurricanes broke through for 10 successive points in two minutes and it was all over.

(Eleventh Year)

Dec. 27, 28, 1968 Miami Beach Convention Hall
First round: Illinois, 90; Creighton, 77.
Miami, 72; Pittsburgh, 70
Third Place: Creighton, 80; Pittsburgh, 64
Championship: Illinois, 86; Miami, 76.

First night attendance, 2,093. Second night, 2,486.

All-Star team: Forwards—Greg Jackson, Illinois; Bob Portman, Creighton; center—Willie Allen, Miami; guards, Jodie Harrison, Illinois; Don Curnutt, Miami. Most Valuable, Don Curnutt.

Heavily favored Illinois trailed Creighton, 47-34 at half time, but finally moved ahead with 6:41 to go despite Portman's 33 points. In the other opening round game, Miami's Don Curnutt scored seven points in the last two minutes to even the score at half time. With 5:59 left, Ron Welch put Miami in front on a jumper and the Panthers never caught up again. Curnutt had 31 points and Wayne Canaday 19 rebounds.

For third place, Pitt stayed even for 10 minutes, but then Portman picked up six points and Creighton kept moving ahead. Portman scored 31 points.

Miami and Illinois were nip and tuck until early in the second half when five rapid Illinois points wiped out Miami's last lead. When Illinois stopped an eight-point Miami rally at 66-64 with seven minutes to go, the Hurricanes fell steadily behind. Curnutt led scoring with 31, but Illinois won at the free throw line with 26 of 33 to Miami's 10 of 12.

★ ★ ★

STEEL BOWL PITTSBURGH, PA.

Dec. 6: First Round—Miami vs. Duquesne;
Pittsburgh vs. Marshall.

Dec. 7: Opening round losers meet in first game,
opening round winners meet in title game.

Miami has twice played in the Steel Bowl, losing to Pitt by four points and to Clemson by five in the 1958 tournament, but then returned in 1964 to beat favored Duquesne by four points and Pitt 85-71.

As usual, Duquesne is the tourney favorite. The Dukes were 21-5 a year ago and won two NCAA post season tournament tilts. Four starters are back from that club, including the 6-9 inch Nelson twins, Barry and Garry. Leading scorer Jarrett Durham, 6-4, and Bill Zopf, 6-2, are also back. John Manning, with a 161-102 career record, is coach.

Pitt retains all five 1969 starters and four reserves. Cleve-


land Edwards, All-America junior college guard, is expected to 'bump' one of the returnees to give Pitt its best team in years. Charles Ridl starts his second year as Pitt coach. His career record is 219 wins and 110 losses.

Marshall lost a pair of three year veterans but retains three starters. It expects lots of service from three members of its unbeaten frosh squad. Gary Pommerenck, 6-9, provides size, and Russell Lee, averaging 29 points as a frosh, are counted on heavily by new coach Stewart Way. Lee, 6-5, is already hailed as the greatest ever at Marshall.


★ ★ ★

TALENTED FRESHMEN


Lionel Harris, Dave Kisker and Mike Darnell head what loom as one of UM's finest frosh teams of the past decade.



KISKER



HARRIS



DARNELL

1969-70 Freshman Schedule

Dec. 1	Indian River J.C.	Home
Dec. 3	Ft. Lauderdale College	Home
Dec. 6	Brevard J.C.	Away
Dec. 8	Edison J.C.	Away
Dec. 10	Dade South J.C.	Away
Dec. 12	Dade North J.C.	Away
Dec. 16	Indian River J.C.	Away
Dec. 19	Alumni	Home
Jan. 3	Dade North J.C.	Home
Jan. 5	Palm Beach College	Home
Jan. 15	Biscayne Frosh	Home
Feb. 3	Ft. Lauderdale College	Away
Feb. 6-7	Edison Tourney (Georgia Tech, Indian River, Edison)	Away
Feb. 9	Dade South J.C.	Away
Feb. 11	Broward J.C.	Away
Feb. 17	Brevard J.C.	Home
Feb. 19	Dade North J.C.	Away
Feb. 23	Biscayne Frosh	Away
Feb. 24	Palm Beach College	Away
Feb. 26	Edison J.C.	Home
Feb. 28	Broward J.C.	Home
Mar. 3	Biscayne Frosh	Home

★ ★ ★

Past Records of Basketball Coaches

Art Webb, two years—Won 15, Lost 5.
Tom McCann, three years—Won 33, Lost 14.
W. H. Steers, one year—Won 8, Lost 5.
Hart Morris, 10 years, part of 11th—Won 121, Lost 84.
Dave Wike, one year, part of another—Won 12, Lost 20.
Bruce Hale, 13 years, Won 220, Lost 112.
Ron Godfrey, 2 years, Won 31, Lost 21.

U-Miami Basketball Records

RESULTS YEAR-BY-YEAR

Year	W	L	Miami	Opp.
1926-27*	7	1	348	170
1927-28	8	4	406	310
1928-29	13	6	670	419
1930-31	3	7	252	331
1931-32†	17	1	816	456
1933-34	4	6	372	422
1938-39	8	12	716	824
1939-40	10	6	707	654
1940-41	10	6	707	654
1941-42	9	7	628	570
1943-44	No	Teams—War		
1945-46	8	5	560	568
1946-47	20	7	1400	1192
1947-48	11	7	997	902
1948-49	19	8	1633	1515
1949-50	14	9	1446	1393
1950-51	10	12	1487	1520
1951-52	14	8	1687	1438
1952-53	9	12	1503	1502
1953-54	5	10	1015	1161
1954-55	9	11	1555	1544
1955-56	14	12	2170	2115
1956-57	13	13	2029	2167
1957-58	14	8	1741	1641
1958-59	18	7	2190	2029
1959-60	23	4	2427	2192
1960-61	20	7	2230	2036
1961-62	14	12	2069	2045
1962-63	23	5	2509	2201
1963-64	20	7	2575	2352
1964-65	22	4	2558	2190
1965-66	15	11	2271	2208
1966-67	15	11	2126	2091
1967-68	17	11	2368	2419
1968-69	14	10	1985	2048
Totals	440	281	51537	46756

*First year of University. Played only freshman opponents.
†Played no senior colleges.

TEAM RECORDS—SEASON

Most victories, 23 in 1960 and 1963
Most defeats, 13 in 1957
Most points, 2575 in 1964
Highest avg. per game, 98.4 in 1965
Most points, opp. 2419 in 1968
Highest avg., opp., 87.1 in 1964
Longest winning streak, 13 in 1947
Longest losing streak, 9 in 1940
Most rebounds, 1559 in 1963
Most rebounds, opp., 1398 in 1960
Most field goals, 991 in 1964
Most field goals, opp., 946 in 1964
Most free throws made, 663 in 1960
Most free throws made, opp., 597 in 1956

SINGLE GAME

Most points, 148 vs Rollins in 1965.
Other games over 112: 144 vs Rollins in 1963; 141 vs Tampa in 1965; 136 vs Tampa in 1965; 134 vs Tampa in 1964; 128 vs Rollins in 1965; 127 vs Jacksonville in 1965; 127 vs Rollins in 1964; 124 vs Florida Southern in 1965; 121 vs LaSalle in 1964; 121 vs Florida Southern in 1960; 120 vs Rollins in 1963; 120 vs Florida Southern in 1964; 120 vs Tampa in 1966; 117 vs Jacksonville in 1964 and 1966; 116 vs Florida Southern in 1963; 115 vs Oklahoma City in 1965; 5 vs Loyola Of South in 1965; 113 vs Oklahoma City in 1962 and vs Tampa in 1959 and 1960.

Most points in loss, 113 vs. Oklahoma City in 1962.
Largest margin of victory, 69 vs Rollins in 1963 and 1965.
Largest aggregate score, 255, Miami 136, Tampa 119 in 1965.
Most games over 100 points, 10 in 1965.
Most points opponents, Creighton, 124 in 1964.
Most personal fouls, 36 vs Tampa in 1962.
Most personal fouls, both teams, 73 vs Tampa in 1965.
Least personals, 5 vs Rollins in 1962.
Least personal fouls, both teams, 13 vs Rollins in 1962.
Most field goals, 60 vs. Rollins, 1965.
Highest per cent field goals made, 65.6 (40 of 61) vs Dartmouth, 1967.
Most free throws attempted, 61 vs Kentucky Wesleyan in 1957.
Most free throws made, 46 vs Tampa in 1956.
Highest per cent free throws made, 100% (18 of 18) vs Maryland, 1965; also 96.9% (32 of 33) vs Creighton, 1964.

INDIVIDUAL RECORDS

SINGLE GAME

Barry vs. Rollins, 1965 ----- 59
Barry vs. Tampa, 1965 ----- 55
Barry vs. Fla. Southern, 1965 54
Barry vs. Jacksonville, 1964 ----- 52
Barry vs. Tampa, 1965 ----- 51
Barry vs. Oklahoma City, 1965 51
Barry vs. Houston, 1965 ----- 50
Barry vs. Rollins, 1964 ----- 50
McCoy vs. Rollins, 1963 ----- 48
Chadoff vs. Rollins, 1952 ----- 47

FIELD GOALS

Barry vs. Houston, 1965 ----- 21
Barry vs. Tampa, 1965 ----- 20
Barry vs. Rollins, 1965 ----- 20
(Twice)
McCoy vs. Rollins, 1963 ----- 20
Barry vs. Rollins, 1964 ----- 19
Barry vs. Jacksonville, 1964 ----- 19
Barry vs. Oklah'a City, 1965 19
Wittman vs. Okla. City, 1967 19
Barry vs. Yale, 1965 ----- 18
Beckner vs. Tampa, 1965 ----- 18
Chadoff vs. Rollins, 1952 ----- 18
Dampier vs. Army, 1964 ----- 18

FREE THROWS

Godfrey vs. Oklah'a City '60 22
Barry vs. Fla. South., '65 ----- 22
Barry vs. Rollins, '65 ----- 19
Barry vs. St. Joseph, '64 ----- 19
Munley vs. Ky. Wes., '57 ----- 17
Barry vs. San Francisco, '64 ----- 17
Barry vs. St. Marys, '65 ----- 17
Barry vs. Tampa, '65 ----- 17
Hickox vs. Stetson, '59 ----- 16
Manushaw vs. Loyola, '59 ----- 15
Miami vs. Tulane, '56 ----- 15
Barry vs. Louisville, '63 ----- 15
Hickox vs. Ky. Wesleyan, '60 15
Barry vs. Tampa, '65 ----- 15
Barry vs. Jacksonville, '65 ----- 15

REBOUNDS

Barry vs. Oklah'a City, '65 ----- 29
Canaday vs. Bucknell, '69 ----- 28
Barry vs. Rollins, '65 ----- 27
Manushaw vs. Fla. State, '59 27
Manushaw vs. Loyola, '59 ----- 27
Manushaw vs. More'd St., '59 26
Barry vs. Cornell, '63 ----- 25
Parker vs. Fla. State, '68 ----- 25
Barry vs. Houston, '65 ----- 24
Barry vs. Tampa, '65 ----- 24
Manushaw vs. Toronto, '59 ----- 24
Beckner vs. Rollins, '63 ----- 24

Season Records—Individual

TOTAL POINTS			
Player	Year	Games	Points
Barry	'65	26	973
Barry	'64	27	870
Curnutt	'69	24	662
Curnutt	'68	28	635
Hickox	'60	27	596
Wittman	'67	26	585
Parker	'66	26	567
McCoy	'63	28	558
Dampier	'64	27	554
Miani	'56	26	521
Godfrey	'60	27	511

TOTAL FIELD GOALS			
Player	Year	Games	Goals
Barry	'65	26	340
Barry	'64	27	314
Curnutt	'68	28	268
Curnutt	'69	24	262
McCoy	'63	28	237
Hickox	'60	27	219
Wittman	'67	26	219
Parker	'68	28	214
Dampier	'64	27	211
Wittman	'66	26	208

FREE THROWS			
Player	Year	Games	Attempted
Barry	'65	26	341
Barry	'64	27	287
Godfrey	'60	27	207
Wittman	'66	26	206
Hickox	'60	27	198
Keene	'53	21	187
Stage	'57	26	186
Wittman	'67	26	184
Morris	'56	26	180
Manushaw	'59	25	173

FREE THROWS MADE			
Player	Year	Games	Made
Barry	'65	26	293
Barry	'64	27	242
Godfrey	'60	27	159
Hickox	'60	27	158
Wittman	'66	26	151
Wittman	'67	26	147
Stage	'57	26	145
Miani	'56	26	139
Curnutt	'69	24	138
Jones	'66	26	134

FIELD GOALS—PERCENT			
(175 tries or more)			
Player	Year	Tries	Percent
Parker	'66	254	.551
Barry	'64	572	.549
Parker	'68	406	.527
Barry	'65	651	.522
Soens	'67	352	.506
Carl Stavretti	'63	304	.500
Stevenson	'68	188	.500
Hutslar	'69	215	.498
Applegate	'61	261	.487
Beckner	'65	381	.486
Nebel	'59	175	.486

AVERAGE POINTS PER GAME			
Player	Year	Games	Average
Barry	'65	26	37.4
Barry	'64	27	32.1
Curnutt	'69	24	27.6
Curnutt	'68	28	22.7
Wittman	'67	26	22.3
Hickox	'60	27	22.1
Wittman	'66	26	21.8
Chadoff	'52	22	20.9
Edwards	'46	6	20.5
Parker	'68	28	19.9

PERCENT FREE THROWS MADE			
(75 or more)			
Player	Year	Tries	Percent
Jones	'66	153	.876
Barry	'65	341	.859

Barry	'64	287	.843
Miani	'56	166	.837
Barry	'63	158	.829
Beckner	'65	128	.828
Curnutt	'68	120	.825
Spisak	'63	109	.816
Curnutt	'69	170	.812
Hickox	'59	162	.809

20 POINT OR MORE GAMES			
Player	Year	Number	
Barry	'64-'65	24	
Curnutt	'69	21	
Curnutt	'68	19	
Hickox	'60	17	
Wittman	'67	17	
Wittman	'66	16	
McCoy	'62	14	
Miani	'56	13	
Stage	'57	13	
Barry	'63	13	
Soens	'67	13	
Parker	'68	13	

30 POINT OR MORE GAMES			
Player	Year	Number	
Barry	'64	19	
Barry	'65	18	
Curnutt	'69	11	
Parker	'68	5	
Hickox	'60	4	
Dampier	'64	4	
Wittman	'67	4	
Curnutt	'68	4	
Chadoff	'52	3	
Whitman	'66	3	

REBOUNDS			
Player	Year	Games	Total
Barry	'65	26	475
Barry	'64	27	448
Manushaw	'59	25	372
Barry	'63	24	351
McCoy	'63	28	350
Soens	'62	26	336
Soens	'67	26	330
Morris	'56	26	322
Manushaw	'60	27	321
Canaday	'69	24	319

LEADING SCORER			
Year	Player	FG	FT
'27	No Record Available		
'28	*Ashman	49	18
'29	*Ashman	49	18
'30	'31 No Record Available		
'32	Folger	71	25
'33-'38	Inclusive—No Team		
'39	Tom Hilbish		54
'40	Tobin	86	24
'41	Tobin	71	27
'42	Tobin	91	39
'43	'44, '45—No Team		
'46	Edwards	53	17
'47	Campbell	135	48
'48	Friedman	92	37
'49	Campbell	164	39
'50	MacDonald	134	48
'51	Chadoff	107	54
'52	Chadoff	180	99
'53	Keene	112	126
'54	Schayowitz	95	37
'55	Miani	114	73
'56	Miani	186	139
'57	Stage	158	145
'58	Stage	137	79
'59	Hickox	161	131
'60	Hickox	219	158
'61	Hickox	180	120
'62	McCoy	199	80
'63	McCoy	237	80
'64	Barry	314	242
'65	Barry	340	293
'66	Wittman	208	151
'67	Wittman	219	147
'68	Curnutt	268	99
'69	Curnutt	262	138
*—Incomplete			

Career Records

TOTAL POINTS				
Player	Years	FG.	FT.	PTS.
Rick Barry	'63, '64, '65	816	666	2298
Dick Hickox	'59, '60, '61	560	409	1529
Ron Godfrey	'59, '60, '61	518	348	1384
Mike Wittman	'65, '66, '67	492	335	1319
Don Curnutt	'68, '69	530	237	1297
Mike McCoy	'61, '62, '63	524	183	1231
Gene Stage	'56, '57, '58	450	292	1192
Rusty Parker	'66, '67, '68	472	246	1190
Whitey Campbell	'47, '48, '49, '50	471	134	1076
Julie Cohen	'60, '61, '62	388	266	1042
Dick Miani	'53, '54, '55, '56	392	258	1042
Rick Jones	'65, '66, '67	374	281	1029
Ed Morris	'56, '57, '58	341	308	990
Marty Burdette	'56, '57, '58	365	260	990
Sy Chadoff	'50, '51, '52	382	203	967
Wayne Beckner	'63, '64, '65	386	188	960
Junior Gee	'65, '66, '67	378	190	946
Mackey MacDonald	'49, '50, '51	392	145	929
William Soens	'67, '68	335	190	860
Howard Keene	'51, '52, '53	301	249	851
Bruce Applegate	'59, '60, '61	346	158	850
Abe Friedman	'47, '48, '49, '50	322	174	818
Harry Manushaw	'59, '60, '61	265	222	752
Willie Schayowitz	'52, '53, '54	289	116	694
Jerry Weinstein	'47, '48, '49, '50	267	151	685

20 POINT OR MORE GAMES

Barry, '63, '64, '65	61
Hickox, '59, '60, '61	41
Curnutt, '68, '69	40
Wittman, '65, '66, '67	33
Godfrey, '59, '60, '61	28
McCoy, '61, '62, '63	27
Stage, '56, '57, '58	22
Soens, '67, '68	20
Parker, '66, '67, '68	20
Miani, '53, '54, '55, '56	18

FREE THROWS

Barry, '63, '64, '65	666
Hickox, '59, '60, '61	409
Godfrey, '59, '60, '61	348
Wittman, '65, '66, '67	335
Morris, '56, '57, '58	308
Stage, '56, '57, '58	292
Jones, '65, '66, '67	281
Cohen, '60, '61, '62	266
Burdette, '56, '57, '58	260
Miani, '53, '54, '55, '56	258

FIELD GOALS

Barry, '63, '64, '65	816
Hickox, '59, '60, '61	560
Curnutt, '68, '69	530
McCoy, '61, '62, '63	524
Godfrey, '59, '60, '61	518
Wittman, '65, '66, '67	492
Parker, '66, '67, '68	472
Campbell, '46, '47, '48, '49	471
Stage, '56, '57, '58	450
MacDonald, '49, '50, '51	392
Miani, '53, '54, '55, '56	392

REBOUNDS

Barry, '63, '64, '65	1274
Manushaw, '59, '60, '61	914
McCoy, '61, '62, '63	857
Morris, '56, '57, '58	787
Godfrey, '59, '60, '61	767
Wittman, '65, '66, '67	695
Parker, '66, '67, '68	675
Keene, '51, '52, '53	660
Soens, '67, '68	629
Burdette, '56, '57, '58	559
Beckner, '63, '64, '65	538
Schayowitz, '52, '53, '54	516

HURRICANE ALL-TIME BASKETBALL TEAM

FIRST TEAM	SECOND TEAM	THIRD TEAM
Rick Barry	F Mackey MacDonald	F Mike Wittman
Ron Godfrey	F Bob Campbell	F Rusty Parker
Mike McCoy	C Sy Chadoff	C Harry Manushaw
Gene Stage	G Julie Cohen	G Junior Gee
Dick Hickox	G Don Curnutt	G Rick Jones

Scores Year-By-Year

1926-27			52	at Rollins	39
(Freshman Team)			28	at Rollins	42
ART WEBB, Coach			37	at Mercer	56
45	Rollins	20	19	at Georgia	41
55	YMCA	11	24	Jewish Prog. AA, Atlanta	39
23	St. Petersburg YMCA	23	35	at Albany, Ga. Blues	53
49	Havana	28	372	W 4, L 6	422
38	Oglethorpe	26	1939-40		
54	Stetson	18	HART MORRIS, Coach		
39	Florida Southern	24	29	Stetson	33
	Florida	20	27	Stetson	39
348	W 7, L 1	170	50	Rollins	51
1927-28			25	Rollins	38
ART WEBB, Coach			35	at North Carolina State	46
52	Rollins	15	17	at Wake Forest	46
33	Stetson	25	30	at Elon	58
21	at Rollins	32	23	at Florida	36
26	at Stetson	32	26	at Florida	53
26	at Florida Southern	40	39	at Tampa	31
38	Havana	14	43	at Florida Southern	42
26	Volks AC	42	49	at Rollins	56
40	at Florida	39	50	at Stetson	49
36	at Sebring AC	23	43	at Stetson	48
38	Florida Southern	18	37	at Stetson	46
52	Mi. Beach Canoe Club	21	30	at Florida Southern	25
18	Mi. Beach Canoe Club	9	41	*Eastern Air Lines	29
406	W 8, L 4	310	42	*Boynton	29
1928-29			43	*Pi Chi	39
TOM McCANN, Coach			716	*Freshmen	824
34	Rollins	15	W 8, L 12		
22	Havana	26	*Gold Ball Tournament		
11	Ponce de Leon	12	1940-41		
66	Miami Beach	18	HART MORRIS, Coach		
35	Stetson	13	29	Stetson	46
49	Agoga	19	41	Stetson	51
34	at Rollins	13	48	YMHA	39
15	at Florida Southern	39	55	Rollins	29
13	at Stetson	20	57	Rollins	41
68	Church League All Stars	23	57	at Florida Southern	43
43	Turner's Sports Shop	23	44	at Rollins	35
36	Turner's Sports Shop	17	40	at Stetson	45
36	Florida Southern	24	40	at Stetson	35
25	Junior C. of C.	24	41	Florida Southern	33
63	Agoga	33	38	Florida Southern	50
23	Junior C. of C.	28	35	Florida	48
42	Redland	11	50	Florida	62
28	City Hall	20	45	*Pi Chi	27
27	Turner's Sport Shop	36	50	*Shenandoah Presby.	36
670	W 13, L 6	419	37	*Freshmen	34
1930-31			707	W 10, L 6	654
ART WEBB, Coach			*Gold Ball Tournament		
24	Turner's Sport Shop	33	1941-42		
22	Rollins	32	HART MORRIS, Coach		
41	Rollins	39	33	Marshall	37
27	Florida Southern	24	44	Jacksonville Navy	18
16	Stetson	36	41	Florida Southern	21
38	at Sebring Firemen	35	40	Florida Southern	25
15	at Stetson	37	52	Alumni	32
21	at Florida Southern	40	31	at Florida	47
26	at Rollins	29	34	at Florida	37
22	at Rollins	26	41	at Florida Southern	34
252	W 3, L 7	331	38	at Florida Southern	32
1931-32			42	at Stetson	47
TOM McCANN, Coach			38	at Stetson	42
Team, played independent teams			52	Tampa	34
and junior colleges. Won 17,			25	Tampa	38
lost 1 and won South Florida			37	at Jacksonville Navy	46
AAU title.			46	Stetson	44
1938-39			628	Stetson	36
HART MORRIS, Coach			W 9, L 7		
38	Havana	34	1945-46		
46	Havana	40	W. H. STEERS, Coach		
48	Rollins	29	46	Coast Guard	45
45	Rollins	49	43	Navy Rec. Barracks	46
			19	7th Naval District	53

40	Boca Raton AAF	55	68	at Florida Southern	47
52	Coast Guard	45	68	at Florida Southern	57
31	Ft. Lauderdale NAS	32	81	at Stetson	46
41	Boca Raton AAF	48	70	at Stetson	58
46	Mediterranean A.S.	41	74	Tampa	57
45	Florida Southern	40	56	at Florida	90
53	Florida Southern	47	60	at Florida	50
44	at Tampa	23	58	at Tampa	81
54	at McDill Field	50	73	*Eastern Illinois	89
46	at Florida Southern	43	1633	W 19, L 8	1515
560	W 8, L 5	568	*NAIB Tournament		
1946-47			1949-50		
HART MORRIS, Coach			HART MORRIS, Coach		
38	Florida Southern	25	78	Muffets	37
37	Florida Southern	41	53	Florida	60
36	Florida	33	64	South Carolina	54
39	Florida	35	57	South Carolina	56
28	at Florida	42	82	Mississippi	67
28	at Florida	61	55	Mississippi	43
53	Tampa	27	64	Pennsylvania	62
52	Tampa	34	53	Pennsylvania	51
44	at Miami (Ohio)	60	76	Tampa	61
61	at Morehead	56	65	Stetson	58
39	Tulane	60	53	North Carolina	55
46	Stetson	53	51	North Carolina	66
74	Stetson	50	69	Florida Southern	59
61	at Boca Raton AAF	43	59	Florida Southern	49
53	at Tampa	25	61	Western Kentucky	65
82	at Tampa	36	61	Western Kentucky	78
57	Cincinnati	54	55	at Tampa	67
55	at Florida Southern	43	88	at Stetson	61
61	at Florida Southern	43	82	at Stetson	63
69	Pensacola NAS	50	70	at Rollins	54
64	Pensacola NAS	36	57	at Western Kentucky	79
54	at Stetson	41	47	at Western Kentucky	83
44	at Stetson	38	46	at Florida	66
68	Banana River AF	48	1446	W 14, L 9	1393
56	*City College Charleston	52	1950-51		
55	*Tennessee Tech	51	HART MORRIS, Coach		
46	*Western Kentucky	55	58	at Rollins	59
1400	W 20, L 7	1192	64	at Florida Southern	61
*SIAA Tournament			68	Louisiana State Univ.	62
1947-48			60	Teachers Coll. of Conn.	48
HART MORRIS, Coach			80	Florida State	61
35	Tampa	47	61	Dartmouth College	52
58	Tampa	46	62	Yale University	78
67	Florida	50	60	Louisville	73
55	Florida	79	79	Rollins	54
43	Pittsburgh	40	75	Tampa	77
46	Pennsylvania	53	47	at Western Kentucky	89
46	at Stetson	49	56	at Pittsburgh	81
59	at Stetson	39	47	at St. Joseph College	58
67	at McDill	48	82	Stetson	55
60	at Tampa	55	64	Western Kentucky	68
86	at Tampa	67	71	Florida	78
50	at Florida Southern	59	84	LaSalle College	95
52	at Florida Southern	43	77	LaSalle College (OT)	75
36	Stetson	41	79	Florida State	65
50	at Florida	72	61	at Florida	71
52	at Florida	49	78	at Stetson	66
76	Florida Southern	44	74	at Tampa	94
59	Florida Southern	42	1487	W 10, L 12	1520
997	W 11, L 7	902	1951-52		
1948-49			HART MORRIS and		
HART MORRIS, Coach			DAVE WIKE, Coaches		
73	Checker Cab	33	90	Boca Chica	53
69	Muffets	51	85	Key West Navy	55
61	YMHA	46	68	Culver-Stockton	54
59	South Carolina	40	63	at Rollins	78
65	South Carolina	64	65	at Florida	69
58	Pittsburgh	52	70	Nebraska	60
48	Pittsburgh	80	68	Yale	70
37	Princeton	35	64	Pennsylvania	89
55	Princeton	62	53	Furman	55
73	U. of Havana	57	106	Florida Southern	43
66	U. of Havana	53	93	Florida State	56
75	Florida	65	88	Stetson	57
44	Florida	42	87	Tampa	61
45	Western Kentucky	78	74	Western Kentucky	102
47	Western Kentucky	63	67	Bowling Green	78
42	Maryland	43	58	at Florida Southern	41
58	Maryland	48	80	at Stetson	74
53	Stetson	42	76	at Florida State	63

98	Rollins	61
76	Florida	68
87	at Tampa	78
70	*Florida State	73
1687	W 14, L 8	1438
*-NIAB Dist. Tournament at Deland		
1952-53		
DAVE WIKE, Coach		
83	Florida Southern	60
70	Miami Beach All-Stars	45
54	at Loyola South	71
58	at Louisiana State	86
75	Florida	73
79	Texas Tech	64
59	Columbia Univ.	65
74	Louisville	84
82	Georgia Tech	60
93	Florida State	65
71	Stetson	70
65	Tampa	72
56	Western Kentucky	98
65	Murray State	69
77	at Florida	78
56	at Stetson	80
68	at Rollins	60
95	Rollins	69
84	at Tampa	86
75	at Florida State	81
64	at Eglin Field	66
1503	W 9, L 12	1502
1953-54		
DAVE WIKE, Coach		
85	Florida	75
88	Rio Grande	98
81	Ohio State	106
54	Pennsylvania	67
48	Brandeis	68
78	Florida State	61
52	at Florida	75
63	Stetson	85
71	Maryland	63
69	at Rollins	85
56	at Florida State	76
69	at Stetson	108
77	at Tampa	65
67	at Fla Southern (2 OT)	70
1015	W 5, L 10	1161
1954-55		
BRUCE HALE, Coach		
58	Florida Southern	44
61	Florida	70
80	*Tennessee	89
80	*Washington & Lee	75
66	at Florida State	71
67	New York U.	74
74	Furman	91
93	Rollins	76
73	Miami (Ohio)	75
68	at Florida	80
103	Tampa	76
84	Georgetown Univ.	81
77	South Carolina	83
72	Pittsburgh	78
77	at Rollins	69
85	at Stetson	89
73	at Fla. Southern	71
105	at Tampa	89
79	Stetson	77
80	Florida State	86
1555	W 9, L 11	1544
*Blue Gray Tournament		
1955-56		
BRUCE HALE, Coach		
92	Florida Southern	80
96	Tampa	59
61	at Mississippi Southern	63
83	at Loyola of the South	82
71	at Spring Hill College	79
69	Florida	74
80	Bradley	73
92	*Yale	90

86	*Tulane	75
78	*West Virginia	83
71	**at Memphis State	79
96	**at Clemson	98
76	at Florida State	78
85	at Florida	87
89	Mississippi College	84
85	Stetson	79
86	Rollins	72
77	Houston	95
82	Kentucky Wesleyan	86
77	Xavier	75
84	at Stetson	91
89	at Rollins	82
91	at Florida Southern	90
94	at Tampa	74
89	Morehead State Col.	102
91	Florida State	85
2170	W 14, L 12	2115
*-Orange Bowl Classic		
**--Senior Bowl Classic		
1956-57		
BRUCE HALE, Coach		
84	Florida Southern	69
75	at U. of Kentucky	114
48	at U. of Dayton	87
68	at U. of Toledo	67
80	at U. of Akron	106
97	Tampa	84
65	Florida	89
67	Texas A&M	80
70	U. of Houston	63
76	*U. of Connecticut	74
80	*Valparaiso Univ.	81
66	*Seton Hall Univ.	92
89	U. of Colorado	73
63	Stetson	81
85	at Florida	98
63	at Florida State	77
100	Rollins	51
60	Kentucky Wesleyan	95
75	U. of Louisville	89
93	Spring Hill	84
85	at Stetson	95
93	at Rollins	86
85	at Florida Southern	95
78	at Tampa	77
98	Mississippi Southern	78
98	Florida State	82
2029	W 13, L 13	2167
*Orange Bowl Classic		
1957-58		
BRUCE HALE, Coach		
89	Jacksonville	87
69	Tampa	67
62	at Loyola of The South	76
73	at Louisiana State	65
64	*Mississippi State	66
59	*Texas Christian	82
96	at Kentucky Wesleyan	78
64	Florida	73
103	Stetson	80
90	Rollins	71
70	at Florida	75
72	Jacksonville	86
70	at Florida State	71
89	Loyola of The South	82
68	at Rollins	72
90	at Tampa	84
84	at Fla. Southern	69
92	Army	82
83	Oklahoma City	66
92	at Stetson	85
76	Florida Southern	58
86	Florida State	66
1741	W 14, L 8	1641
*-Montgomery Classic		
1958-59		
BRUCE HALE, Coach		
104	Rollins	87
113	Tampa	71
107	Florida Southern	80
65	*Pittsburgh	69
61	*Clemson	66
92	Florida	82

85	***Florida State	79
77	***The Citadel	93
94	*Tulane	72
87	*Miami, Ohio (OT)	89
97	Toronto	55
70	at Florida	85
64	at Jacksonville	62
69	at Florida State	93
69	Kentucky Wesleyan	64
109	Western Kentucky	95
79	at Florida Southern	76
86	at Tampa	84
97	at Stetson	110
84	at Rollins	81
95	Jacksonville	93
93	Loyola of South	84
99	Stetson	81
102	Morehead State	85
92	Florida State	85
2190	W 18, L 7	2029
*-Steel Bowl		
***--The Citadel Invitational		
*-Hurricane Classic		
1959-60		
BRUCE HALE, Coach		
110	Rollins	86
106	Jacksonville	98
98	Tampa	65
72	at Houston	63
77	at Centenary	84
86	at Loyola	70
92	Murray State	80
79	Florida	77
83	at Miami, Ohio	93
110	*Brigham Young	93
87	*Xavier	69
107	South Carolina (OT)	106
69	at Iona	67
78	at Jacksonville (OT)	70
70	at Florida	65
93	at Florida State	91
79	Houston	88
97	Oklahoma City	84
90	at Rollins	79
74	at Tampa	73
94	at Stetson	86
88	at Florida Southern	71
72	Stetson	73
121	Florida Southern	85
104	Kentucky Wesleyan	95
107	Florida State	89
84	**Western Kentucky	107
2427	W 23, L 4	2192
*-Hurricane Classic		
**--NCAA Tournament		
1960-61		
BRUCE HALE, Coach		
80	at Rollins	62
93	Tampa	64
65	at Santa Clara	66
68	at San Francisco	56
80	at Brigham Young	112
87	Florida Southern	54
93	Florida	74
82	*Army	75
77	*Holy Cross	71
102	Miami (Ohio) (2 OT)	100
74	at LaSalle	88
73	at Florida	81
93	at Jacksonville (OT)	84
78	at Florida State	89
89	Houston	78
86	Centenary	74
71	Louisville	69
103	Rollins	75
68	at Stetson	76
92	at Florida Southern	80
65	Loyola	61
91	Stetson	84
108	at Tampa	99
96	Jacksonville	80
85	Morehead State	70

75	Florida State	73
56	**St. Louis	58
2230	W 20, L 7	2036
*-Hurricane Classic		
**--National Invitation Tournm.		
1961-62		
BRUCE HALE, Coach		
93	Jacksonville	80
81	at Morehead State	107
59	at Louisville	77
69	at Murray State	67
96	Florida Southern	67
66	Florida	61
83	*Miami, Ohio	73
67	*Temple	85
80	Rhode Island	70
113	Oklahoma City (OT)	118
90	at Jacksonville	89
62	at Florida	74
60	at Florida State	65
68	Maryland	71
61	La Salle	73
95	at Tampa	113
89	at Rollins	67
79	at Stetson	70
82	at Florida Southern	73
69	Houston	80
70	Loyola	113
86	Stetson	78
96	Tampa	81
92	Rollins	54
83	Tulsa	66
80	Florida State	83
2069	W 14, L 12	2045
*-Hurricane Classic		
1962-63		
BRUCE HALE, Coach		
91	Florida (OT)	87
72	at Boston College	69
88	at Rhode Island	80
82	at Providence	75
116	Florida Southern	93
71	Duke	69
94	*Cornell	74
86	*Pittsburgh	85
67	at St. Johns	59
76	at La Salle	78
103	at Jacksonville	91
86	at Florida	77
74	at Florida State (OT)	77
91	St. Peters	75
71	Houston	70
78	at Tampa	76
120	at Rollins	72
64	at Stetson	66
99	at Florida Southern	83
112	Jacksonville	105
94	Louisville	84
144	Rollins	75
77	Loyola (New Orleans)	84
112	Tampa	91
99	Florida State	70
75	Stetson	60
96	**St. Francis	70
96	**Providence	106
2509	W 23, L 5	2201
*-Hurricane Classic		
**--National Invitational Tourn.		
1963-64		
BRUCE HALE, Coach		
101	Tampa	95
95	Florida	79
77	at Santa Clara	86
101	at St. Mary's (Calif.)	86
81	at Nevada (OT)	78
95	San Francisco	83
108	Rollins	90
79	*Army	71
85	*Syracuse (OT)	86
105	Rhode Island	88
97	at Jacksonville	92
91	at Florida	114
78	at Florida State	80

78	Memphis State	69
121	La Salle	99
127	at Rollins	85
134	at Tampa	104
81	at Stetson	75
85	at Fla. Southern	78
117	Jacksonville	92
94	Creighton	124
83	at Houston	93
97	at Loyola (of S.) (OT)	90
120	Florida Southern	79
87	Stetson	70
82	Florida State	80
76	St. Joseph (NIT)	86
2575	W. 20, L 7	2352
*Hurricane Classic		

1964-65		
BRUCE HALE, Coach		
136	at Tampa	119
99	at *Duquesne	95
85	at *Pittsburgh	71
86	at LaSalle	90
74	at Niagara	67
77	at St. Johns	79
89	St. Mary's	77
67	Florida	58
86	*Yale	71
80	*Maryland	73
86	at Jacksonville	82
66	at Florida State	67
124	Florida Southern	93
127	Jacksonville	99
69	at Florida	86
128	at Rollins	95
115	Oklahoma City	92
100	Miami (Ohio)	85
86	at Stetson	84
94	at Florida Southern	82
141	Tampa	110
115	Loyola of The South	86
95	Stetson	84
103	Houston	91
148	Rollins	79
82	Florida State	75
2558	W 22, L 4	2190
*Hurricane Classic		
** Steel Bowl		

1965-66		
BRUCE HALE, Coach		
120	Tampa	91
66	Florida	77
74	at Santa Clara	78
89	at San Francisco	105
79	at Nevada	89
105	Ohio University	100
81	*Boston University	60
84	*Louisville (OT)	85
88	Utah University	87
62	at Florida State	78
69	at Jacksonville	71
66	at Florida	111
89	Florida Southern	66
89	at Stetson	78
101	at Florida Southern	80
83	at Tampa	71
88	William & Mary	66
91	Creighton	81
80	Virginia	75
117	Jacksonville	104
72	at Memphis State	86
96	at Houston	111
76	at Loyola of the South	89
112	Stetson	77
108	Florida State	90
108	LaSalle	102
2271	W 15, L 11	2208
*Hurricane Classic		

1966-67		
BRUCE HALE, Coach		
72	at Tampa	63
88	Florida	113
82	at LaSalle	99
86	at Mount St. Mary's	83

80	at Virginia	78
64	*Clemson	73
87	*Auburn	73
82	**Pennsylvania	78
89	**Western Kentucky	94
75	at Jacksonville	70
111	at Florida State	61
106	Oklahoma City	109
97	Jacksonville	86
102	Florida Southern	86
53	at Stetson	72
55	at Florida Southern	56
88	Memphis State	49
57	at Florida	63
68	Loyola	73
95	Stetson	66
86	Houston	84
79	Dayton	105
70	at St. John's	80
84	at Georgia Tech	97
110	Florida State	90
2126	W 15, L 11	2091
*Volunteer Tournament		
**Hurricane Classic		

1967-68		
RON GODFREY, Coach		
54	at Washington	96
80	at Washington	81
77	at St. Mary's	70
102	at Hawaii	83
76	at Hawaii	110
104	Tampa	103
93	Eastern Kentucky	87
72	Brown	71
100	*Dartmouth	81
102	*New York U.	91
84	LaSalle	92
100	Pittsburgh	84
76	at Tampa	78
93	at Florida State	122
72	at Jacksonville	67
76	Jacksonville	75
72	at Stetson	67
94	at Florida Southern	76
93	Maryland	73
60	at Dayton	98
88	Doyle, Arthur Hagan, Phil Sistik	99
108	Florida A&M	98
44	at Memphis State	67
64	at Houston	106
84	at Loyola	86
88	Stetson	71
106	Creighton	93
96	Florida State	84
2368		2419
W 17, L 11		
*Hurricane Classic		

1968-69		
RON GODFREY, Coach		
84	*Florida State	111
62	*Florida	111
71	at LaSalle	96
72	at Alabama	85
77	*Yale	71
92	*Maryland	85
72	*Pittsburgh	70
76	*Illinois	86
89	Bucknell	84
61	at Tampa	62
81	at Florida State	86
94	at Jacksonville	87
79	Tulane	90
87	at Florida Southern	83
98	at Stetson	90
84	Hawaii	82
92	Morehead State (OT)	91
83	Stetson	87
94	Florida A&M	91
89	Loyola (of South)	80
95	Tampa	79
74	Miami (Ohio)	68
95	Jacksonville	86
86	Florida State (OT)	89
1985	W 14, L 10	2048
*Hurricane Classic		
* Sunshine St. Classic		
# Marshall Tournament		

Lettermen

1926-27	
Rodger Ashman, Bob Stanton, Catha, John McGuire	
Larry O'Brien, Harold Oram.	
1927-28	
Rodger Ashman, Bob Stanton, Cliff Courtney, John McGuire, (Red) Franklin, Ted Bleier, Larry Catha, Lloyd Solie, Harold Carbonneau, Herman Lyons, Harold Oram.	
1928-29	
Rodger Ashman, Austin Younts, Ted Bleier, Lloyd Solie, Marion Mercurio, Larry Catha, Louis Hansen, Alfred (Red) Franklin, John Evans.	
1930-31	
Louis Hansen, Lloyd Solie, Luke Crowe, John Evans, Foster Alter, Dan Hill.	
1931-32	
Team played independent teams and junior colleges. NO letters awarded.	
1938-39	
Tom Hilbish, Chuck Guimento, Eddie Dunn, George Hamilton, Howard Davis, John Corcoran, Harold Oesch.	
1939-40	
Chuck Guimento, Eugene Boyle, Howard Davis, Arthur Tracy, Joe Krutulis, John Tobin, Tom Hilbish, Dick Tucker, Dave Konel.	
1940-41	
John Tobin, Tom Hilbish, Joe Krutulis, George Carifeo, Alex Bazil, Dick Tucker, Hartford Lee, James Kees, Tom Scott.	
1941-42	
John Tobin, Andy Musante, Al Kasulin, Joe Krutulis, George Carifeo, Robert Douglas, Eugene Jupin.	
1945-46	
Lou Edwards, Charles Angelus, John Mell, Harvey James, Charles Skalaski, Pete Lipchick, Keith Doyle, Arthur Hagan, Phil Sistik.	
1946-47	
Anthony Yovicsin, Bob Campbell, Louis Edwards, Abe Friedman, Michael Fisher, Ervin Ibach, Kal Lutsky, Gerald Weinstein, Joe McNulty, Harold Schuler.	
1947-48	
Abe Friedman, Bob Campbell, Bob Carroll, Don Cobb, Gerald Weinstein, Mike Ingemi, Tony Ferrara, Charles Schuyler, Ervin Ibach, Joe McNulty.	
1948-49	
Bob Campbell, Mackey McDonald, Abe Friedman, Jerry Weinstein, Tony Ferrara, Ervin Ibach, Donn Cobb, Jack Ryan, William McClellan.	
1949-50	
Tony Ferrara, Joe Grist, Roger Wrench, Sy Chadroff, Jack Schneider, Jerry Weinstein, Abe Friedman, Mackey MacDonald, Bob Campbell.	
1950-51	
Roger Wrench, Mel Yanuck, Jack Schneider, Sy Chadroff, Mackey MacDonald, Joe Grist, Dick Focht, Howard Keene.	
1951-52	
Sy Chadroff, Jack O'Neil, Roger Wrench, Jack Schneider, Willie Schayowitz, Howard Keene, Richard Silvis, Mel Yanuck, Richard Hoffman.	
1952-53	
Howard Keene, Mel Yanuck, Richard Hoffman, Richard Miani, James Carson, Robert Denton, Willie Schayowitz, David Nicholas.	
1953-54	
Harold Arterburn, Jim Carson, Bob Denton, Edward Klima,	

Douglas Howell, Richard Miani, Willie Schayowitz, Ernest Prieto.	
1954-55	
Harold Arterburn, James Carson, Gene Hoban, Douglas Howell, Robert Kichefski, Edward Klima, Bruce Lawrence, Richard Miani, Robert Murray, Ernest Prieto, Kenneth Ryskamp.	
1955-56	
Richard Miani, Ed Morris, Gene Stage, Bob Steiner, Gene Hoban, Stan Kojkowski, Ed Klima, Marty Burdette, Nick Nugent, Mike Friedman, Ernie Prieto.	
1956-57	
Marty Burdette, Edward Contreras, Gerald Davis, Joe Gardner, Stanley Kojkowski, Edwin Morris, Joe Munley, Gene Stage, Robert George Talbot, Pete Turonis, Mark Thistlethwaite.	
1957-58	
Marty Burdette, Ed Contreras, Dick Berghoff, Joe Gardner, Bob Leidy, Ed Morris, Joe Munley, Norm Nebel, Gene Stage, Robert Steiner.	
1958-59	
Dick Hickox, Ron Godfrey, Harry Manushaw, Dave Landis, Ed Contreras, Bruce Applegate, Norm Nebel, Martin Snider, Joe Gardner, Jerry Davis.	
1959-60	
Dick Hickox, Ron Godfrey, Harry Manushaw, Dave Landis, Bruce Applegate, Martin Snider, Julie Cohen, Dod Hammond, Chris Stavreti, Jack Spisak, Bruce Shapiro.	
1960-61	
Ken Allen, Bruce Applegate, Julie Cohen, Ron Godfrey, Dick Hickox, Mike McCoy, Harry Manushaw, Bruce Shapiro, Carl Stavreti, Chris Stavreti, Lee Woods.	
1961-62	
Julie Cohen, Chris Stavreti, Ken Allen, Mike McCoy, Jack Spisak, Lee Woods, Carl Stavreti, Larry Heffer, Charles Holiber, Lou Alix.	
1962-63	
Kenny Allen, Rick Barry, Wayne Beckner, Bernie Butts, Larry Kessler, Charles Holiber, Mike McCoy, Jack Spisak, Carl Stavreti, Lee Woods.	
1963-64	
Rick Barry, Wayne Beckner, John Dampier, Bob Green, John Bates, Bernie Butts, Don Patrican, Charles Grob, Stewart Marcus.	
1964-65	
Rick Barry, Wayne Beckner, John Dampier, Junior Gee, Rick Jones, Mike Wittman, Mike Volkman, Bob Green, Don Patrican, Charles Grob, Stewart Marcus.	
1965-66	
John Bates, Junior Gee, Bob Green, Charles Grob, Rick Jones, Stewart Marcus, Rusty Parker, Don Patrican, Dan Rodgers, Mike Volkman, Mike Wittman.	
1966-67	
John Bates, Junior Gee, Bob Green, Rick Jones, Tom Masters, Charles Noti, Rusty Parker, Dan Rodgers, Billy Soens, Mike Wittman.	
1967-68	
Dennis Cantrell, Don Curnutt, Tom Green, Char Hanley, Mike Hutslar, Tom Masters, Char Noti, Rusty Parker, Dan Rodgers, Bill Soens, Jerry Stevenson.	
1968-69	
Willie Allen, Wayne Canaday, Dennis Cantrell, Don Curnutt, Tom Green, Mike Hutslar, Tom Masters, John Osbourne, Jerry Stevenson, Ron Welch.	

