

1995-96 Schedule and Results

Overall Record: 15-13 (12-4 Home; 2-8 Away; 1-1 Neutral)
BIG EAST Record: 8-10 (7-2 Home; 1-8 Away)

Date	Day	Time	TV	Opponent	W-L	Score	Att	Site	High Scorer	High Rebounder
Nov.10	Fri.	7:00 p.m.	None	\$ CAGIVA-VARESE	W	93-70	683	CORAL GABLES	Edwards-27	James-9
Nov.19	Sun.	7:00 p.m.	None	\$ MARATHON	W	66-65	726	CORAL GABLES	Edwards-12	Fraser-9
Nov.24	Fri.	7:30 p.m.	None	NE ILLINOIS	W	81-58	1,947	MIAMI	Fraser-12	James-8
Nov. 27	Mon.	7:30 p.m.	SC	Florida Atlantic	W	76-56	2,703	Boca Raton	Frazier-17	Fraser-7
Dec. 2	Sat.	7:30 p.m.	None	# SETON HALL	W	80-70	3,198	MIAMI	Clark-24	Fraser-8
Dec. 5	Tues.	7:30 p.m.	SC	# VILLANOVA	L	70-68	4,505	MIAMI	Clark, Fraser-12	Rich-7
Dec. 9	Sat.	1:00 p.m.	SC	FLORIDA A&M	W	77-53	1,852	MIAMI	Clark-16	Rich-7
Dec. 16	Sat.	1:00 p.m.	None	WINTHROP	W	81-56	947	MIAMI	Edwards-22	Rich-8
Dec. 20	Wed.	7:30 p.m.	None	FLORIDA ATLANTIC	W	61-51	1,440	MIAMI	Frazier-12	Edwards-7
Dec. 23	Sat.	1:00 p.m.	SC	CLEMSON	L (OT)	66-52	2,315	MIAMI	James-15	Frazier-8
Dec. 27	Wed.	9:00 p.m.	None	+ TENNESSEE	L	56-54	1,989	MIAMI	James-20	Rich-7
Dec. 29	Fri.	7:30 p.m.	None	COLUMBIA	W	69-62	1,474	MIAMI	Edwards-15	Rich-12
Jan. 3	Wed.	7:30 p.m.	SC	# SYRACUSE	W	75-66	4,157	MIAMI	James-19	Rich-9
Jan. 6	Sat.	7:30 p.m.	SC	# Connecticut	L	73-52	16,294	Hartford, CT	Edwards-13	James, Rich-6
Jan. 10	Wed.	1:00 p.m.	None	# Seton Hall	L	66-63	1,017	East Rutherford, NJ	Edwards-18	Fraser-6
Jan. 13	Sat.	Noon	WPLG	# Georgetown	L	72-67	9,168	Landover, MD	Edwards-23	James-8
Jan. 20	Sat.	7:30 p.m.	SC	# PITTSBURGH	W	66-57	4,006	MIAMI	Edwards-21	Edwards-10
Jan. 23	Tues.	7:30 p.m.	SC	# NOTRE DAME	W	72-64	5,010	MIAMI	Rich-15	Edwards, Fraser-9
Jan. 27	Sat.	Noon	WPLG	# Villanova	L	90-62	6,500	Villanova, PA	Edwards-21	James-6
Feb. 1	Thurs.	8:00 p.m.	SC	# Syracuse	L	72-51	21,251	Syracuse, NY	Edwards-13	James, Pearson-5
Feb. 6	Tues.	7:30 p.m.	SC	# WEST VIRGINIA	W	68-65	2,147	MIAMI	James-22	James-6
Feb. 10	Sat.	7:30 p.m.	SC	# BOSTON COLLEGE	L	62-58	4,074	MIAMI	Edwards, Fraser-12	Norris, Pearson-7
Feb. 14	Wed.	9:00 p.m.	ESPN	# Providence	L	77-54	9,216	Providence, RI	Norris-13	Norris-7
Feb. 17	Sat.	7:00 p.m.	SC	# West Virginia	L	72-69	10,065	Morgantown, WV	McCormick, Rich-16	Rich-11
Feb. 20	Tues.	7:30 p.m.	ESPN2	# ST. JOHN'S	W (2OT)	96-91	2,871	MIAMI	Rich-43	Rich-13
Feb. 25	Sun.	2:00 p.m.	None	# Rutgers	L	71-55	8,012	New Brunswick, NJ	Edwards-20	Edwards-7
Feb. 28	Wed.	7:00 p.m.	ESPN	# Notre Dame	W	71-59	11,133	Notre Dame, IN	James, Rich-14	James-8
Mar. 2	Sat.	7:30 p.m.	SC	# PROVIDENCE	W	66-59	4,218	MIAMI	Rich-18	James-8
Mar. 6	Wed.	7:30 p.m.	ESPN2	& RUTGERS	W	77-67	19,544	New York, NY	Norris-20	Frazier-7
Mar. 7	Thurs.	7:15 p.m.	ESPN2	& GEORGETOWN	L	92-62	19,544	New York, NY	James-16	James-9

16 HOME, 10 Away, 2 Neutral
Home Games In CAPS
Regular-Season Home Games Played At The Miami Arena
\$Exhibition Games Played At The Knight Sports Complex
+Orange Bowl Basketball Classic (@ Miami Arena)
#BIG EAST Conference Game
&BIG EAST Tournament
SC-SportsChannel Florida
WPLG-Ch. 10

1995-96 Attendance

BIG EAST Games

Site	Att	Games	Avg
Home	34,186	9	3,798
Away	92,656	9	10,295
Total	126,842	18	7,047

All Games

Site	Att	Games	Avg
Home	46,150	16	2,884
Away	95,359	10	9,536
Neutral	39,088	2	19,544
Total	180,597	28	6,450

1995-96 Statistics

All Games

Record: 15-13 (Home: 12-4; Away: 2-8; Neutral: 1-1)

Player	3-POINT				Rebounds											
	GP-GS	FGM-FGA	PCT.	FGM-FGA	PCT.	FTM-FTA	PCT.	OFF	DEF	TOT-AVG.	PF-DQ	PTS-AVG.	AS	TO	BS	ST
Steven Edwards	28-27	114-295	.386	65-200	.325	68-101	.673	43	77	120-4.3	54-1	361-12.9	80	67	10	36
TIM JAMES	28-0	117-221	.529	2-6	.333	46-85	.541	71	80	151-5.4	50-0	282-10.1	12	48	50	22
Steve Rich	28-15	107-202	.530	0-0	.000	59-98	.602	70	90	160-5.7	61-1	273-9.8	9	47	23	13
STEVE FRAZIER	28-6	61-174	.351	27-80	.338	47-69	.681	31	61	92-3.3	61-3	196-7.0	57	56	5	22
ALEX FRASER	28-27	68-140	.486	0-1	.000	36-66	.545	41	67	108-3.9	62-2	172-6.1	18	43	9	30
CLIFTON CLARK	28-19	61-149	.409	5-20	.250	41-65	.631	29	47	76-2.7	38-0	168-6.0	30	40	3	22
KEVIN NORRIS	28-28	49-150	.327	23-65	.354	44-61	.721	10	78	88-3.1	70-2	165-5.9	111	75	0	45
Lorenzo Pearson	28-14	35-85	.412	0-0	.000	17-28	.607	31	36	67-2.4	45-1	87-3.1	7	24	9	6
TOREY McCORMICK	25-4	18-57	.316	14-47	.298	15-16	.938	8	16	24-1.0	26-0	65-2.6	25	16	1	9
ANTHONY ROSA	28-0	15-43	.349	8-30	.267	6-10	.600	5	29	34-1.2	29-0	44-1.6	40	31	1	15
WILL DAVIS	17-0	12-29	.414	0-0	.000	11-20	.550	11	11	22-1.3	14-0	35-2.1	1	6	10	2
Chuck Barker	10-0	3-10	.300	1-5	.200	9-10	.900	3	2	5-0.5	4-0	16-1.6	1	1	0	0
NICK DONOVAN	8-0	5-14	.357	0-1	.000	4-10	.400	2	6	8-1.0	8-0	14-1.8	0	2	0	1
Brad Timpf	6-0	1-4	.250	0-0	.000	1-3	.333	1	3	4-0.7	0-0	3-0.5	0	1	0	1
JAIME WAGGONER	8-0	1-4	.250	0-0	.000	0-0	.000	1	0	1-0.1	2-0	2-0.3	1	2	0	0
Team								54	73	127				18		
MIAMI	28	667-1577	.423	145-455	.319	404-642	.629	411	676	1087-38.8	524-10	1883-67.3	392	477	121	224
Team								64	81	145				11		
Opponents	28	662-1601	.413	186-514	.362	363-539	.673	370	630	1000-35.7	566-19	1873-66.9	363	451	87	229

Deadball Rebounds: UM-103, Opponents-73
Dunks: UM-70 (James-22; Rich-13; Fraser-8; Clark-8; Pearson-8; Edwards-7; Davis-4), Opponents-46
Double Figure Scoring Games: UM-71 (Edwards-22; Rich-14; James-12; Fraser-6; Clark-4; Norris-4; Pearson-2; McCormick-1), Opponents-80

BIG EAST Games

Record: 8-10 (Home: 7-2; Away: 1-8)


Player	3-POINT				Rebounds											
	GP-GS	FGM-FGA	PCT.	FGM-FGA	PCT.	FTM-FTA	PCT.	OFF	DEF	TOT-AVG.	PF-DQ	PTS-AVG.	AS	TO	BS	ST
Steven Edwards	18-17	77-198	.389	44-136	.324	47-72	.653	30	56	86-4.8	32-1	245-13.6	52	45	8	26
Steve Rich	18-12	73-139	.525	0-0	.000	38-67	.567	42	53	95-5.3	40-1	184-10.2	6	28	15	4
TIM JAMES	18-0	75-147	.510	2-5	.400	31-53	.585	43	54	97-5.4	32-0	183-10.2	10	36	37	13
ALEX FRASER	18-17	49-93	.527	0-0	.000	21-42	.500	25	46	71-3.9	46-2	119-6.6	12	27	5	16
KEVIN NORRIS	18-18	32-100	.320	15-44	.341	27-39	.692	9	55	64-3.6	43-1	106-5.9	70	45	0	31
STEVE FRAZIER	18-4	34-103	.330	14-45	.311	23-39	.590	18	31	49-2.7	38-1	105-5.8	33	35	1	15
CLIFTON CLARK	18-11	36-86	.419	3-15	.200	21-34	.618	16	24	40-2.2	25-0	96-5.3	20	25	3	10
Lorenzo Pearson	18-7	25-56	.446	0-0	.000	15-24	.625	21	23	44-2.4	30-0	65-3.6	6	15	7	4
TOREY McCORMICK	16-4	13-44	.295	10-35	.286	9-10	.900	7	9	16-1.0	18-0	45-2.8	15	9	0	7
ANTHONY ROSA	18-0	6-19	.316	4-12	.333	6-10	.600	3	16	19-1.1	18-0	22-1.2	25	18	1	9
Chuck Barker	7-0	3-9	.333	1-5	.200	6-6	1.000	3	2	5-0.7	4-0	13-1.9	1	1	0	0
WILL DAVIS	9-0	2-7	.286	0-0	.000	3-6	.500	1	4	5-0.6	4-0	7-0.8	1	2	0	0
NICK DONOVAN	3-0	1-5	.200	0-0	.000	1-4	.250	2	1	3-1.0	4-0	3-1.0	0	0	0	1
JAIME WAGGONER	5-0	0-1	.000	0-0	.000	0-0	.000	0	0	0-0.0	1-0	0-0.0	0	1	0	0
Brad Timpf	4-0	0-0	.000	0-0	.000	0-0	.000	0	2	2-0.5	0-0	0-0.0	0	1	0	1
Team								36	44	80				14		
MIAMI	18	426-1007	.423	93-297	.313	248-406	.611	256	420	676-37.6	335-6	1193-66.3	251	302	77	137
Team								40	43	83				3		
Opponents	18	447-1047	.427	120-336	.357	242-342	.708	239	416	655-36.4	366-12	1256-69.8	256	268	55	143

Deadball Rebounds: UM-66, Opponents-42

Returning players in all CAPS.

1995-96 Superlatives

	Miami Team Highs	Miami Team Lows
Total Points:	96 vs. St. John's, 2-20-96	51 vs. Syracuse, 2-1-96
1st Half Points:	44 vs. Florida Atlantic, 11-27-95	16 vs. Providence, 2-14-96
2nd Half Points:	50 vs. Syracuse, 1-3-96	24 vs. Georgetown, 3-7-96
Overtime Points:	15 vs. St. John's (2nd OT), 2-20-96	0 vs. Clemson, 12-23-95
Victory Margin:	25 (81-56) vs. Winthrop, 12-16-95	3 (68-65) vs. West Virginia, 2-6-96
Field Goals Made:	33 vs. St. John's, 2-20-96	17 vs. Clemson, 12-23-95
Field Goals Attempted:	77 vs. St. John's, 2-20-96	43 vs. Pittsburgh, 1-20-96
Field Goal Percentage:	.558 (29-52) vs. Florida A&M, 12-9-95	.274 (17-62) vs. Clemson, 12-23-95
3-Point FGM:	10 vs. Notre Dame, 2-28-96	2 vs. four opponents
3-Point FGA:	26 vs. West Virginia, 2-17-96	12 vs. four opponents
3-Point FG Percentage:	.571 (8-14) vs. Georgetown, 1-13-96	.118 (2-17) vs. St. John's, 2-20-96
Free Throws Made:	28 vs. St. John's, 2-20-96	6 vs. Syracuse, 2-1-96
Free Throws Attempted:	44 vs. Notre Dame, 1-23-96	11 vs. Villanova, 12-5-95
Free Throw Percentage:	.875 (14-16) vs. FAU, 11-27-95	11 vs. Providence, 2-14-96
Offensive Rebounds:	27 vs. St. John's, 2-20-96	.300 (6-20) vs. Syracuse, 2-1-96
Defensive Rebounds:	42 vs. NEIU, 11-24-95	7 vs. West Virginia, 2-6-96
Total Rebounds:	61 vs. NEIU, 11-24-95	7 vs. Notre Dame, 2-28-96
Rebound Margin:	+31 (61-30) vs. NEIU, 11-24-95	15 vs. West Virginia, 2-17-96
Assists:	25 vs. Syracuse, 1-3-96	30 vs. West Virginia, 2-17-96
Turnovers:	32 vs. Georgetown, 1-13-96	30 vs. Rutgers, 2-25-96
Blocked Shots:	11 vs. West Virginia, 2-6-96	-10 (44-34) vs. Georgetown, 3-7-95
Steals:	16 vs. Winthrop, 12-16-95	9 vs. Connecticut, 1-6-96
Fouls:	29 vs. Georgetown, 3-7-96	11 vs. Tennessee, 12-27-95
Dunks:	9 vs. St. John's, 2-20-96	11 vs. Notre Dame, 2-28-96
		0 vs. Georgetown, 3-7-96
		3 vs. Connecticut, 1-6-96
		13 vs. three opponents
	Miami Individual Highs	Opponent Individual Highs
Points:	43, Rich vs. St. John's, 2-20-96	38, Iverson (Georgetown), 3-7-96
Field Goals Made:	18, Rich vs. St. John's, 2-20-96	11, Iverson (Georgetown), 3-7-96
Field Goals Attempted:	25, Rich vs. St. John's, 2-20-96	29, Hoard (NEIU), 11-24-95
Field Goal Percentage:	1.000 (6-6), Fraser vs. Syracuse, 1-3-96	1.000 (4-4), Peoples (Florida Atlantic), 12-20-95
3-Point FGM:	5, three occasions (Edwards-2, Frazier-1)	1.000 (4-4), Agnew (West Virginia), 2-17-96
3-Point FGA:	13, Edwards vs. Boston College, 2-10-96	7, Billet (Rutgers), 3-6-96
3-Point FG Percentage:	1.000 (3-3), Norris vs. Providence, 2-14-96	14, Iverson (Georgetown), 1-13-96
Free Throws Made:	8, James vs. St. John's, 2-20-96	1.000 (4-4), Williams (Tennessee), 12-27-95
Free Throws Attempted:	11, Rich vs. St. John's, 2-20-96	10, Iverson (Georgetown), 3-7-96
Free Throw Percentage:	1.000 (7-7), Pearson vs. Seton Hall, 1-10-96	12, Owens (West Virginia), 2-6-96
Offensive Rebounds:	7, Rich vs. West Virginia, 2-17-96	1.000 (5-5), Kittles (Villanova), 12-5-95
Defensive Rebounds:	9, Rich vs. Columbia, 12-29-95	1.000 (5-5), McCrimmon (Rutgers), 2-25-96
Total Rebounds:	13, Rich vs. St. John's, 2-20-96	6, three opponents
Assists:	9, Norris vs. Syracuse, 1-3-96	11, Williams (Georgetown), 3-7-96
Turnovers:	7, Frazier vs. Georgetown, 1-13-96	16, Williams (Georgetown), 3-7-96
Blocked Shots:	7, James vs. Providence, 2-14-96	11, Shamugod (Providence), 2-14-96
Steals:	5, Rosa vs. Rutgers, 2-25-96	7, Jefferson (West Virginia), 2-17-96
Minutes:	43, James vs. St. John's, 2-20-96	4, Peoples (Florida Atlantic), 11-27-95
		4, Lawson (Villanova), 1-27-96
		10, Iverson (Georgetown), 1-13-96
		48, D. Brown (St. John's), 2-20-96



Anthony Rosa's five steals at Rutgers were a 1995-96 season-high for the Hurricanes.

1995-96 Season Recap

Nov. 24—MIAMI 81, NORTHEASTERN ILLINOIS 58:

Twelve different players scored for the Hurricanes as they opened the 1995-96 campaign with an 81-58 victory over Northeastern Illinois in the Miami Arena. Alex Fraser led the 'Canes with 12 points and Steven Edwards added 11.

Leading 8-7 with 16:59 remaining in the opening half, Miami scored 13 unanswered points over the next 3:58 to take command of the game. Fraser scored eight of his team-high 12 points during the decisive run.

The Miami bench proved too much for the Golden Eagles as UM received 39 points and 31 rebounds from its reserves.

The Hurricanes also established new Miami Arena collegiate records with 61 total rebounds and a +31 rebound margin (61-30). Tim James, playing in his first collegiate game led the 'Canes in rebounds with eight. He became the first player to lead UM in rebounds in his first game as a Hurricane since Joe Wyllie pulled down 12 rebounds in the 1988-89 season opener.

Miami held the Golden Eagles to 34.8 percent (23-66) shooting from the floor, including 1-13 (.077) from three-point range. Andrell Hoard, who shot 10-29 from the floor (0-6 from three-point range), led NEIU with a game-high 23 points.

Nov. 27—MIAMI 76, FLORIDA ATLANTIC 56:

Steve Frazier scored 17 points to lead the 'Canes to a 76-56 victory over Florida Atlantic at FAU Gymnasium. The 17-point performance was one shy of his career-high set against St. John's on Jan. 22, 1994.

Frazier hit his first five three-point field goal attempts, to fall one short of tying Samarr Logan's school-record of six straight against Boston College in 1990.

Steve Rich (12 points, six rebounds in 12 minutes), Steven Edwards (12 points) and Alex Fraser (10 points and a team-high seven rebounds) each scored in double figures for the 'Canes. Edwards scored the 75,000th point in UM history when he nailed a three-point field goal 25 seconds into the contest. Miami outrebounded the Owls, 44-29, and outscored the FAU bench, 45-10.

Craig Buchanan and Rob Ritter each scored 14 points to lead the Owls and Machael Harvey added 11. The Owls shot just 41.2 percent (21-51) from the floor.

Dec. 1—FRAZIER NAMED PLAYER OF THE MONTH:

Junior Steve Frazier was named the first Miami Hurricane Upper Deck Player of the Month. Frazier earned the honors after leading the Hurricanes to a pair of victories in the month of November. In the two games, Frazier totalled 25 points, eight rebounds, three assists and one blocked shot in 36 minutes. He shot 8-13 (.615) from the floor, 5-7 (.714) from three-point range and 4-5 (.800) from the charity stripe.

Dec. 2—MIAMI 80, SETON HALL 70:

Clifton Clark scored a game-high 24 points and Alex Fraser added 17 points and a team-high eight rebounds as the Hurricanes defeated Seton Hall, 80-70, in the Miami Arena to improve to 3-0 overall and 1-0 in the BIG EAST. The victory was UM's first in five BIG EAST openers and gave the 'Canes a share of first place in the conference for the first time in their history. UM's Steven Edwards also scored in double figures with 15 points.

With the score tied at 67 and 3:01 left in the contest, Clark stole the ball from Seton Hall's Danny Hurley and drew a foul two seconds later. Clark converted one of two from the line and put UM ahead to stay. He also scored on a layup and completed a three-point play with 2:20 left to put UM up four, 71-67. The 'Canes then added a Fraser layup and seven free throws in the final two minutes to clinch the victory.

Adrian Griffin led the Pirates with 19 points, Level Sanders added 16 points and Hurley contributed 12. Donnell Williams scored 11 points off the bench for The Hall and Bayonne Taty grabbed a game-high 10 rebounds.

The 24-point performance by Clark was the second highest total by a Hurricane in a BIG EAST debut. Forward Steve Rich set the school record with 25 points at Syracuse on Dec. 22, 1993.

Dec. 5—VILLANOVA 70, MIAMI 68:

The Hurricanes came within inches of upsetting second-ranked Villanova as Kevin Norris' 60-foot shot at the buzzer bounced off the front of the rim and gave the Wildcats a hard-fought 70-68 victory over UM in the Miami Arena. The desperation heave by Norris ended a wild 61 seconds in which UM rallied

from a nine-point deficit to tie the game at 68, only to lose when Kerry Kittles picked up a loose ball and scored on a layup with 1.8 seconds remaining.

The Hurricanes jumped out to a 28-19 lead with 7:22 left in the opening half after hitting five straight three-point field goal attempts. But in their final 16 possessions of the half, UM committed seven turnovers and shot 2-11 from the floor as Villanova took a 37-34 halftime lead.

The Wildcats led the entire second half and appeared to be on their way to victory with a 67-58 lead and 1:01 remaining. The 'Canes then mounted their final run. Alex Fraser hit a pair of free throws and a 15-foot jumper, Anthony Rosa nailed a trey from the wing and Steven Edwards grabbed a long rebound and fired a three from deep in the left corner that tied the score at 68 with 12.4 seconds left, capping a 10-1 UM run. After a VU timeout the 'Canes applied fullcourt pressure and caused Zeffy Penn to throw an errant pass. Kittles scooped up the loose ball and scored his first career game-winner on a layup with 1.8 seconds remaining. The basket was Kittles only points of the second half.

Kittles led all scorers with 20 points while teammates Alvin Williams (17 points), Eric Eberz (10) and Rafal Bigus (10) also scored in double figures. Fraser and Clifton Clark led UM with 12 points each and Edwards added 11. The victory improved Villanova to 6-0 overall, its best start since it won the NCAA championship in 1985, and dropped Miami to 3-1.

Dec. 9—MIAMI 77, FLORIDA A&M 53:

The Hurricanes rebounded from their near upset of Villanova with a solid 77-53 victory over Florida A&M in the Miami Arena. Clifton Clark, who connected on his first six field goal attempts, led the 'Canes with 16 points and Steven Edwards added 10 points.

The Hurricanes connected on 55.8 percent (29-52) of their field goal attempts, including 63 percent (17-27) in the opening half as they took a 41-25 halftime lead. For UM it marked the first time in 34 games it shot at least 50 percent from the floor.

Miami also set a school record by having all 14 players who got in the game score. UM's previous best was 12 different scorers. The 'Canes received 41 points and 21 rebounds from its bench as Miami's depth proved to be too much for the Rattlers. Miami recorded 13 steals and outscored the Rattlers, 21-4, on fast break points.

Sean Black led the Rattlers with 21 points while Jerome James added 12.

The victory improved the Hurricanes to 4-1 on the season for the third straight year while the Rattlers dropped to 2-3.

Dec. 16—MIAMI 81, WINTHROP 56:

Steven Edwards scored a game-high 22 points and Steve Frazier added 15 as the Hurricanes cruised to an 81-56 victory over Winthrop in the Miami Arena. Miami held the Eagles to 39 percent shooting from the floor (23-59) and forced Winthrop into a Miami Arena collegiate record 30 turnovers. The 'Canes registered 16 steals, their most in a game since December of 1992.

After jumping out to an 8-0 lead the Hurricanes found themselves trailing for the only time in the contest, 21-20, with 6:27 remaining in the opening half. Miami then scored 15 unanswered points over the next 3:19 to take control of the game. UM held a 39-27 advantage at the half.

In the second half, UM used a 9-0 run early in the half and a 13-0 run late in the game to bury the Eagles.

Winthrop, which outrebounded Miami, 45-36, was led by David McMahan's 18-point effort. No other Eagle tallied in double figures. The Hurricanes, who played 14 players on the afternoon, had 12 players score for the third time in six games.

Anthony Rosa and Kevin Norris each recorded five assists to lead the Hurricanes, who improved to 5-1 with the victory. For Rosa, the five assists matched his career-high for the second consecutive game.

Dec. 20—MIAMI 61, FLORIDA ATLANTIC 51:

Steve Frazier came off the bench and recorded game-highs in points (12) and assists (four) as the Hurricanes defeated Florida Atlantic, 61-51, in the Miami Arena. The victory improved UM's record to 9-0 versus the Owls.

Trailing 38-32 with 12:59 left in the contest, UM scored 15 unanswered points to take command of the game. Steven Edwards and Clifton Clark each scored five points during the decisive run.

The Hurricanes held FAU to 33.3 percent (19-57) shooting from the floor and forced the Owls into 22 turnovers. Miami, which led FAU, 24-23, at the half, also outrebounded the smaller Owls, 43-41.

Edwards (10, all in the second half) and Steve Rich (10) also scored in double figures for the 'Canes. Philip Huyler (11 points-10 rebounds) and Craig Buchanan (10 points-10 rebounds) each recorded a double-double for the Owls who also received 11 points from Machael Harvey.

1995-96 Season Recap


Dec. 23—CLEMSON 66, MIAMI 52 (OT):

Freshman Andrius Jurkunas scored a game-high 19 points (16 after intermission) and Clemson outscored Miami, 14-0, in overtime to record a 66-52 victory in the Miami Arena. The victory improved the Tigers to 8-0.

Miami was held to 27.4 percent (17-62) shooting from the floor, its worst performance since the rebirth of the program in 1985. Tim James scored a team-high 15 points, grabbed seven rebounds, had three steals and blocked three shots to lead UM. Steven Edwards added 13 points for the 'Canes who fell to 6-2 overall.

Trailing by 12 (37-25) with 15:10 remaining, UM mounted a rally and tied the score at 47 on a Clifton Clark jumper with 2:59 left. The 'Canes also tied the score at 49 (2:26 left), 50 (1:54 left) and 52 (1:05 left). UM had a chance to win the game in regulation but Kevin Norris missed a shot in the lane with seven seconds left. Clemson's Terrell McIntyre missed a potential game-winning three-pointer as the buzzer sounded at the end of regulation.

Meri Code and Bill Harder each scored four points in the overtime period to pace the Tigers. Code's 18-foot jumper 34 seconds into the overtime put Clemson ahead for good. Miami was 0-3 from the floor in overtime and committed three turnovers in the extra session.



Dec. 27—TENNESSEE 56, MIAMI 54:

For the second consecutive game poor shooting doomed the Hurricanes and resulted in a non-conference loss. Brandon Wharton scored a team-high 16 points, including the game-winning layup with 4.8 seconds remaining, to give Tennessee a 56-54 victory over Miami in the second annual Orange Bowl Basketball Classic. For the second consecutive game, Tim James came off the bench to set a career-high in scoring and led UM with 20 points.

Miami, which trailed by as many as 11 points in each half, used a 13-1 run midway through the second half to take its only lead of the contest, 44-42, with 4:24 remaining when Kevin Norris hit a pair of free throws.

Trailing 54-51 with 22 seconds remaining, James completed a three-point play to tie the game setting the stage for Wharton's game-winning layup.

The Hurricanes limited Tennessee to 34.6 percent (18-52) shooting and held Steve Hamer, UT's leading scorer, to 10 points (11 under his season average). Shane Williams also added 15 points for the Volunteers, who improved to 6-3 with the victory. UM which shot 36.5 percent (19-52) dropped to 6-3 with the loss.

Dec. 29—MIAMI 69, COLUMBIA 62:

Steven Edwards scored 15 points, including a pair of back-to-back three-point field goals midway through the second half to snap a 52-52 tie, as the Hurricanes ended the 1995 calendar year with a 69-62 victory over Columbia in the Miami Arena. The Hurricanes, who shot 50 percent (24-48) from the floor and outrebounded the Lions, 38-26, also received 10 points and a game-high 12 rebounds from Steve Rich and 10 points and six rebounds from Tim James.

The Lions, who connected on 12 of 28 three-point field goal attempts and just 6-24 inside the three-point arc, were led by Justin Namolik who scored 17 points and C.J. Thompkins who added 16.

The victory left Miami with a 5-3 record in the month of December, marking the second consecutive winning month for the 'Canes. Miami also finished the calendar year with 17 victories, its third highest total since bringing the program back in 1985.

Jan. 1—JAMES NAMED PLAYER OF THE MONTH:

Freshman Tim James was named the Miami Hurricane Upper Deck Player of the Month for the month of December. James tallied 71 points, 39 rebounds, 12 blocked shots and six steals in the eight games while leading the Hurricanes to a 5-3 mark, including 1-1 in BIG EAST play. James connected on 32-51 (.627) from the floor during the month of December.

Jan. 2—JAMES HONORED BY BIG EAST:

Tim James was named BIG EAST Conference Rookie of the Week after averaging 15 points and 5.5 rebounds in UM's two non-conference games. James shot 70 percent (14-20) from the floor in the two games.

Jan. 3—MIAMI 75, SYRACUSE 66:

The Hurricanes opened the new year in style with a convincing 75-66 victory over eventual NCAA Tournament runner-up Syracuse (#11 AP/#12 USAT/CNN) in the Miami Arena. Freshman sensation Tim James, playing on a badly sprained left ankle, scored 19 points (13 in the second half) on 9-11 shooting to lead the Hurricanes. Steven Edwards (13 points), Alex Fraser (12), Steve Rich (10) and Clifton Clark (10) also scored in double figures for UM.


Todd Burgan led the Orangemen with 20 points while John Wallace added 16 points and Otis Hill chipped in 13.

The Hurricanes set a school BIG EAST single-game record by connecting on 71.4 percent (20-28) of their field goal attempts in the second half. UM also set a school BIG EAST single-game record for points in a half with 50 second-half points. Sixteen of those 50 points came as Miami registered eight dunks (all in the second half). The 'Canes also matched their BIG EAST high for assists in a game as they handed out 25 assists in the impressive victory.

Trailing 46-41 with 11:44 remaining in the game, UM went on a 12-0 run over the next 4:00. The Hurricanes took the lead for good at 48-46 when Clark recorded one of his three dunks on the evening with 9:49 left in the contest.

Alex Fraser, who had three dunks, hit all six of his field goal attempts to set a UM BIG EAST single-game record for field goal accuracy. Kevin Norris added a career and game-high nine assists for the 'Canes who shot 54.4 percent (31-57) from the floor for the game. UM held Syracuse to 39.3 percent (24-61) shooting.

The win over 11th-ranked Syracuse marked the second highest ranked opponent UM has ever beaten. It also marked the first time during the 1995-96 season that UM came back to win a game it trailed at the half. The Orangemen, who held a 27-25 halftime lead, lost their second consecutive game and fell to 11-2 overall. With the victory Miami improved to 8-3 overall and moved into a three-way tie with Syracuse and Seton Hall for second place in the BIG EAST 7 division at 2-1.



Jan. 6—CONNECTICUT 73, MIAMI 52:

Ray Allen scored a game-high 19 points, including 10 during a decisive 15-0 run midway through the second half, to lead the Huskies (#7 AP/#6 USAT/CNN) to a 73-52 victory over the Hurricanes before a sellout crowd of 16,294 at the Hartford Civic Center. Allen, who had a game-high five assists, also assisted on the other two baskets during the key run. Doron Sheffer added 15 points and Kirk King recorded his first career double-double with 11 points and 10 rebounds for the Huskies, who won their 22nd consecutive game in the Civic Center while improving to 12-1 overall and 4-0 in the BIG EAST.

Steven Edwards scored 13 points to lead the Hurricanes and Steve Rich tallied 10 points and six rebounds. The loss dropped Miami to 8-4 overall and 2-2 in the BIG EAST.

The Huskies, who were held to 39.4 percent (26-66) shooting from the floor, outrebounded the 'Canes by a 42-33 margin and forced Miami into 16 turnovers.

Jan. 9—JAMES HONORED FOR SECOND CONSECUTIVE WEEK:

Tim James was named BIG EAST Conference Rockie of the Week for the second straight week after leading the Hurricanes to a split of their two games, including an upset of nationally ranked Syracuse. James, despite playing on a badly sprained ankle, tallied 27 points, 10 rebounds, four blocks and 39 minutes in the two games. The 6'7" freshman shot 13-21 (.619) from the floor in the two contests. James became the first Hurricane to be named BIG EAST Conference Rookie of the Week in consecutive weeks.

Jan. 10—SETON HALL 66, MIAMI 63:

Levell Sanders scored 17 points, including a pair of free throws with 24.9 seconds left that put Seton Hall ahead to stay, leading the Pirates to a 66-63 victory over the Hurricanes before a BIG EAST record-low crowd of 1,017 at the Continental Airlines Arena. Adrian Griffin, who finished with 14 points for The Hall, closed the scoring with a pair of free throws with 5.9 seconds left. Kevin Norris' desperation three-point field goal attempt with two seconds left was off the mark as Seton Hall improved to 7-5 overall and 3-2 in the BIG EAST and Miami dropped to 8-5 overall and 2-3 in the BIG EAST.

Steven Edwards scored 18 points to lead the Hurricanes and Lorenzo Pearson tallied a career-high 17 points (15 in the second half) on 5-7 shooting from the floor and 7-7 from the foul line. With his four three-point field goals, Edwards passed Dana Barros for second place on the BIG EAST's all-time list.

The game was originally scheduled for Monday night, Jan. 8, but was postponed two days due to the Blizzard of '96.

Jan. 13—GEORGETOWN 72, MIAMI 67:

Allen Iverson dominated the Hurricanes as he scored a game-high 29 points and registered a BIG EAST record 10 steals to propel Georgetown (#5 AP, #5 USAT/CNN) to a 72-67 victory over Miami in the USAir Arena. The Hoyas forced Miami into a school BIG EAST record 32 turnovers (24 in the first half).

The Hurricanes, who trailed by as many as 17 points, cut the deficit to a single-point (68-67) when Kevin Norris hit a three-point field goal with 1:10 remaining, but Georgetown's Jerry Nichols, who finished with 12 points, buried his fourth trey of the contest with just 52 seconds remaining and the Hurricanes missed their final four shots and did not score the rest of the way.

Steven Edwards led UM in scoring for the third consecutive game as he totaled 23 points on 8-11 shooting from the floor (5-7 from three-point range). Steve Rich, who scored 11 points, was the only other Hurricane to score in double figures. Miami lost despite outshooting Georgetown from the floor 52.1 percent (25-48) to 37.1 percent (23-62). Each of the nine Hurricanes that played committed at least one turnover and the 'Canes shot just 39.1 percent (9-23) from the foul line.

Jan. 20—MIAMI 66, PITTSBURGH 57:

The Hurricanes returned home to the Miami Arena and the win column with a 66-57 victory over Pittsburgh before a crowd of 4,006. Steven Edwards recorded his second career double-double with game-highs in both points (21) and rebounds (10).

Freshman Tim James came off the bench and made an immediate impact with 12 points, a career-high nine rebounds, a team and game-high six blocked shots, two steals and two assists. Steve Rich added 11 points for the Hurricanes, who snapped a three-game losing streak and improved to 9-6 overall and 3-4 in the BIG EAST.

The Hurricanes, who fell behind 9-1 in the first four minutes of the contest, used runs of 18-10 and 10-0 in the first half to grab control and take a 35-24 lead into the locker room at the half.

The Miami lead reached 18 (48-30 with 11:12 left) before Pittsburgh managed to cut it to three, 60-57, when Jerry McCullough nailed a trey with 54.8 seconds remaining. Steve Frazier then added four free throws and Kevin Norris notched a pair as UM outscored Pitt, 6-0, the remainder of the contest for the victory.

Andre Alridge led the Panthers with 12 points while McCullough added 11 and Garrick Thomas finished with 10. Pitt, which was outrebounded 35-32, was held to 36.7 percent (22-60) shooting.

Jan. 23—MIAMI 72, NOTRE DAME 64:


Steve Rich scored 15 points and grabbed seven rebounds as the Hurricanes recorded a 72-64 victory over Notre Dame at the Miami Arena in the first BIG EAST meeting between the two teams. Kevin Norris added 14 points and Steven Edwards scored 10 points and recorded game-highs in both rebounds (nine) and assists (eight). Ryan Hoover led Notre Dame with 15 points (13 in the first half) while Pat Garrity (13) and Pete Miller (12) also scored in double figures for the Fighting Irish.

Trailing 38-32 with 18:54 left in the contest, Miami went on a 20-5 run over the next 8:12 and took control of the game. The Irish got back within one, 60-59, with 3:30 left but UM, which went 8-10 from the line in the final two minutes of the game, scored the next six points to seal the victory.

Miami set school BIG EAST single-game records for free throws attempted (44) and rebound margin (+20) while improving to 10-6 overall and 4-4 in BIG EAST play. The Fighting Irish dropped to 6-9 overall and 1-7 in the BIG EAST.

Jan. 27—VILLANOVA 90, MIAMI 62:

Kerry Kittles recorded game-highs in points (25), assists (six) and steals (four) as Villanova rolled to a 90-62 victory before a sellout crowd of 6,500 at



1995-96 Season Recap

the John E. duPont Pavilion. Kittles scored 19 of his 25 points after halftime for the Wildcats who connected on 69.2 percent (18-26) of their field goal attempts in the second half and 55.0 percent (33-60) for the game. Eric Eberz added 18 points for Villanova (#7 AP, #7 USAT/CNN) and Jason Lawson contributed 10 points and a game-high four blocked shots.

Steven Edwards led UM in scoring once again as he finished with 21 points, 17 in the final 6:55 of the first half as UM rallied from a 25-4 deficit to trail by only six at the break, 38-32.

Villanova opened the second half with eight straight points, including a pair of treys from Kittles, and never led by fewer than 12 points the remainder of the contest. The 90 points were the third highest total scored against the 'Canes in a BIG EAST game and the most they have yielded in a conference road game.

Feb. 1—EDWARDS NAMED PLAYER OF THE MONTH:

Steven Edwards was named the Miami Hurricane Upper Deck Player of the Month for January. In seven games, Edwards tallied 119 points (17.0 ppg), 36 rebounds (5.1 rpg), 18 assists, 12 steals and four blocked shots. He shot 37-73 (.507) from the floor, 21-49 (.421) from three-point range and 24-34 (.706) from the foul line. He scored in double figures in all seven games and led the 'Canes in scoring on five occasions. Edwards topped the 20-point plateau in three of UM's final four games in January.

Feb. 1—SYRACUSE 72, MIAMI 51:

John Wallace recorded game-highs in both points (19) and rebounds (12) as the Orangemen rolled to a 72-51 victory over the Hurricanes before a crowd of 21,251 at the Carrier Dome. The Orangemen, who converted 28 of 35 free throw attempts (16-17 in the first half), also received double-figure scoring efforts from Otis Hill (17 points), Jason Cipolla (11) and Todd Burgan (10). Steven Edwards scored 13 points to lead the Hurricanes and Lorenzo Pearson, starting in place of Steve Rich who was limited to five minutes due to a stomach ailment, tallied 12 points and five rebounds.

Trailing, 10-7, 5:21 into the game, the Orangemen embarked on a 25-5 run over the next 8:30 to grab control of the contest. Hill tallied 15 of his 17 points in the opening half as the Orangemen enjoyed a 38-25 lead at the break.

UM cut the lead to 12 just over a minute into the second half, but Syracuse responded with a 20-4 run over the next 6:32 and put the game away. Both teams converted 20 field goal attempts but the Orangemen hit 22 more free throws than the 'Canes who shot just 6-20 (.300) from the line.

The victory improved the Orangemen (#18 AP/#16 USAT/CNN) to 15-6 overall and 6-5 in the BIG EAST. Miami dropped to 10-8 overall and 4-6 in the BIG EAST with its fifth straight conference road loss.

Feb. 6—MIAMI 68, WEST VIRGINIA 65:

The Hurricanes overcame another sluggish start to record a 68-65 victory over the Mountaineers in the Miami Arena in the first BIG EAST Conference game between these two rivals. Four Hurricanes scored in double-figures, led by Tim James. The flashy freshman recorded career and game-highs in points (22) and blocked shots (eight) and pulled down a team-high six rebounds. James took over the game in the second half tallying 16 points and seven blocks in the final 20 minutes. Steven Edwards, who tied Terry Dehere for first place on The BIG EAST Conference all-time three-point field goals made list, finished with 15 points while Steve Frazier and Kevin Norris each added 12 points. Damian Owens scored 19 points to lead the Mountaineers and Greg Simpson added 11 points.

The Mountaineers held the 'Canes scoreless the first 4:17 of the contest and sprinted to an 11-0 lead. The lead climaxed at 16 points (24-8) with 7:24 remaining in the opening half. Miami pulled back in the contest by outscoring the Mountaineers, 18-6, the remainder of the half and trailed by just four points (30-26) at the break.

The game remained close early in the second half and with 9:49 left the Mountaineers were enjoying a five-point lead (44-39). UM responded with a 10-2 run and took the lead for good (47-46) when James hit a pair of free throws with 7:20 remaining in the contest. The Miami lead reached eight points, 63-55, when Frazier scored his 10th point of the half on a free throw with 54 seconds left.

The game remained close early in the second half and with 9:49 left the Mountaineers were enjoying a five-point lead (44-39). UM responded with a 10-2 run and took the lead for good (47-46) when James hit a pair of free throws with 7:20 remaining in the contest. The Miami lead reached eight points, 63-55, when Frazier scored his 10th point of the half on a free throw with 54 seconds left.

The game remained close early in the second half and with 9:49 left the Mountaineers were enjoying a five-point lead (44-39). UM responded with a 10-2 run and took the lead for good (47-46) when James hit a pair of free throws with 7:20 remaining in the contest. The Miami lead reached eight points, 63-55, when Frazier scored his 10th point of the half on a free throw with 54 seconds left.


The game remained close early in the second half and with 9:49 left the Mountaineers were enjoying a five-point lead (44-39). UM responded with a 10-2 run and took the lead for good (47-46) when James hit a pair of free throws with 7:20 remaining in the contest. The Miami lead reached eight points, 63-55, when Frazier scored his 10th point of the half on a free throw with 54 seconds left.

The game remained close early in the second half and with 9:49 left the Mountaineers were enjoying a five-point lead (44-39). UM responded with a 10-2 run and took the lead for good (47-46) when James hit a pair of free throws with 7:20 remaining in the contest. The Miami lead reached eight points, 63-55, when Frazier scored his 10th point of the half on a free throw with 54 seconds left.

The game remained close early in the second half and with 9:49 left the Mountaineers were enjoying a five-point lead (44-39). UM responded with a 10-2 run and took the lead for good (47-46) when James hit a pair of free throws with 7:20 remaining in the contest. The Miami lead reached eight points, 63-55, when Frazier scored his 10th point of the half on a free throw with 54 seconds left.

The game remained close early in the second half and with 9:49 left the Mountaineers were enjoying a five-point lead (44-39). UM responded with a 10-2 run and took the lead for good (47-46) when James hit a pair of free throws with 7:20 remaining in the contest. The Miami lead reached eight points, 63-55, when Frazier scored his 10th point of the half on a free throw with 54 seconds left.

The game remained close early in the second half and with 9:49 left the Mountaineers were enjoying a five-point lead (44-39). UM responded with a 10-2 run and took the lead for good (47-46) when James hit a pair of free throws with 7:20 remaining in the contest. The Miami lead reached eight points, 63-55, when Frazier scored his 10th point of the half on a free throw with 54 seconds left.



1995-96 Season Recap

Miami, led by James, set a school record for blocks in a BIG EAST game with 11 and matched the school record for largest comeback in a BIG EAST game (16 points). James tied Constantin Popa's school record for blocks in a game with eight, but set the UM single-game BIG EAST record and the freshman single-game record. UM snapped a two-game losing streak and improved to 11-8 overall and 5-6 in the BIG EAST while West Virginia dropped to 8-12 overall and 3-9 in the BIG EAST.

Feb. 10—BOSTON COLLEGE 62, MIAMI 58:

Despite holding Danya Abrams to a season-low four points the Hurricanes suffered a 62-58 defeat at the hands of Boston College (#21 USAT/CNN, #22 AP) before 4,074 spectators at the Miami Arena. Antonio Granger led the Eagles with 14 points, Duane Woodward tallied 13 points, James "Scoonie" Penn added 12 and Bevan Thomas contributed 10 off the bench, including a pair of key putbacks late in the contest. Miami received 12 points each from Steven Edwards, who became The BIG EAST Conference all-time leader in three-point field goals made, and Alex Fraser.

The Hurricanes, who struggled offensively early in games this season were leading, 8-7, before the Eagles went on a 14-4 run and took a 21-12 lead with 8:43 left in the opening half. The Eagles led the remainder of the half and held a 29-21 advantage at the break.

The lead reached 11 points three times in the second half, the final time coming with 17:05 remaining (36-25). Miami then mounted its rally and when Edwards hit his first trey of the contest (with 5:29 left) to become The BIG EAST Conference all-time leader (167), the 'Canes trailed by just two, 45-43. The 'Canes took their only second-half lead 29 seconds later when Edwards hit another trey. The 'Canes tied the game at 50 on a three-point play from Tim James with 3:06 left, but Thomas responded with a pair of field goals and the Eagles recorded the victory to improve to 15-5 overall and 7-4 in the BIG EAST. Miami dropped to 11-9 overall and 5-7 in the BIG EAST.

Feb. 14—PROVIDENCE 77, MIAMI 54:

First-half woes continued to plague the Hurricanes as Providence scored a 77-54 Valentine's Day triumph before 9,216 spectators at the Providence Civic Center. Austin Croshere scored 18 points to lead the Friars while God Shammgod added 11 points and a game-high 11 assists and Derrick Brown contributed 11 points and a game-high eight rebounds. Kevin Norris led the 'Canes in scoring (13 points), rebounds (seven), assists (four) and steals (three). Freshman Tim James (10 points) was the only other Hurricane to score in double figures.

Miami, which scored the game's first five points, was leading 11-9 with 11:15 left in the opening half, but was outscored 23-5 the remainder of the half and trailed 32-16 at the break. The 'Canes shot just 24 percent (6-25) in the first half and were held without a field goal the final 8:19 of the half. The 16 first-half points Miami scored were a season-low for a half.

The 'Canes cut the PC lead to 11 points on three occasions in the second half, but could get no closer. Miami trailed 63-52 with 2:39 left in the contest, but Providence closed the game with a 14-2 spurt to record the victory. The Friars improved to 14-8 overall and 7-7 in the BIG EAST while UM dropped to 11-10 overall and 5-8 in BIG EAST play.

Feb. 17—WEST VIRGINIA 72, MIAMI 69:

Greg Simpson's 18-foot jumper with 20 seconds remaining and a pair of free throws by Cyrus Jones with 4.5 seconds left allowed the Mountaineers to hold off a second half surge by the Hurricanes and record a 72-69 victory before 10,065 fans at the WVU Coliseum. Simpson scored a game-high 18 points (11 in the second half) to lead the Mountaineers who also received 16 points from Damian Owens and 14 from Jones.

Torey McCormick, making his first start since Dec. 20, 1994 at Clemson, scored a season-high 16 points (14 in the second half) and Steve Rich, who was limited to just 39 minutes in the previous four games while battling a viral infection, returned to the starting lineup for the first time in five games and responded with 16 points and a game-high 11 rebounds. The double-double was his second of the season and fifth of his career. The Mountaineers limited Steven Edwards to two points and snapped his streak of 34 consecutive BIG EAST games (a UM record) with at least one three-point field goal made, hold-

ing the senior to 0-6 shooting from behind the three-point arc.

Miami continued to suffer first-half woes and for the 10th straight contest the 'Canes found themselves down by at least eight points in the opening half. After tying the game at 2-2, Miami allowed West Virginia to go on a 10-0 run. The 'Canes cut the lead to four, 12-8, but the Mountaineers pushed it to a game-high 14 points (32-18) before settling for a 32-21 lead at the half. West Virginia shot 50 percent from the floor in the opening half while holding the 'Canes to 34.6 percent shooting (9-26).

In the second half the Mountaineers enjoyed a 65-54 advantage with 4:40 remaining and appeared to be cruising to victory before the 'Canes mounted one final rally. Miami scored the next 10 points and pulled to within a single point when Alex Fraser made a layup with 1:59 remaining. West Virginia pushed the lead back to four points but a three-point play by Rich pulled UM within one again with under a minute to play. Simpson then drained his jumper with 20 seconds left, McCormick responded with a pair of free throws with 5.1 seconds left and Jones hit a pair of free throws with 4.5 seconds remaining to push the lead back to three. Miami had one final chance, but Kevin Norris missed a three-point attempt from the right corner at the buzzer. The loss was Miami's third straight and dropped the 'Canes to 11-11 overall and 5-9 in the BIG EAST. West Virginia improved to 10-13 overall and 5-10 in the BIG EAST.

Feb. 20—MIAMI 96, ST. JOHN'S 91 (2OT):

Steve Rich turned in one of the finest individual performances in UM history, scoring a career-high 43 points and grabbing a game-high 13 rebounds as the 'Canes rallied to record a 96-91 double-overtime victory over St. John's in the Miami Arena. Freshman Tim James tied his career-highs in both points (22) and rebounds (nine), blocked four shots and scored six of UM's eight points in the first overtime period in a career-high and UM BIG EAST single-game record 43 minutes.

Rich, who set the UM BIG EAST single-game record for points (43), points in a half (22 in the second half), points in an overtime period (seven in the second OT), field goals made (18) and field goals attempted (25), sent the game into overtime with a six-foot jumper with 3.6 seconds left in regulation. Rich also sent the game into the second overtime period when he connected on a free throw with 36 seconds left in the first extra session. He put UM ahead to stay when he hit a pair of free throws with 3:52 left in the second overtime.

The 43-point performance by Rich tied Dana Barros (43 vs. Pitt on Jan. 7, 1989) for the third highest scoring output in a BIG EAST game and tied for the second highest individual scoring output in a Division I game during the 1995-96 season (two shy of the top performance).

The victory allowed UM to set a school BIG EAST record for its largest second half comeback. UM, which had previously never rallied from more than eight points down in the second half of a BIG EAST game (once each in 1992 and 1993 UM rallied to defeat SJU from eight down in the second half), overcame a 12-point second half deficit en route to the victory. UM trailed the Red Storm by 12 points on five occasions in the second half, the final time coming with 8:29 left in regulation (64-52).

UM also set school BIG EAST single-game records in points (96), field goals made (33), field goals attempted (77), offensive rebounds (27), total rebounds (54) and free throws made (28).

The victory was UM's third straight over St. John's, setting another Hurricane BIG EAST record and gave Miami a 5-4 lead in the nine BIG EAST meetings. The 'Canes own a 4-1 record against the Johnnies in the Miami Arena.

Miami is now 3-1 in BIG EAST overtime games since joining the conference and has won its last three overtime affairs.

The Hurricanes, who snapped a three-game losing streak, improved to 12-11 overall with the win and 6-9 in the BIG EAST while St. John's dropped to 10-13 overall and 4-11 in the conference.

Feb. 25—RUTGERS 71, MIAMI 55:

Damon Santiago scored a game-high 24 points, including the 1,000th point of his collegiate career, as the Scarlet Knights rolled to a 71-55 victory over the Hurricanes before a crowd of 8,012 in the Louis Brown Athletic Center. Rutgers also received a boost off the bench from junior forward Johnny McCrimmon who added a season-high 17 points.

Steven Edwards recorded team-highs in points (20) and rebounds (seven) to lead the Hurricanes. Steve Rich added 12 points and six rebounds for the 'Canes and Tim James tallied 11 points. Junior guard Anthony Rosa, UM's lone New Jersey resident, had a game and career-high five steals and also led UM with three assists.

Rutgers scored the first eight points of the contest and never looked back. The lead reached 12 on two occasions in the first half before the Scarlet Knights settled for a 35-25 halftime lead.

Miami cut the lead to single-digits, 38-29, with 17 minutes left in the game, but Rutgers responded with a 15-3 run to push the lead to a game-high 21 points (53-32) with 10:07 left and put the game away.

Feb. 26—JAMES EARNS WEEKLY HONORS:

Tim James was named BIG EAST Conference Rookie of the Week for the third time after leading the Hurricanes to a split of their two league games. James tallied 33 points, 13 rebounds and five blocked shots in the two games. He shot 11-20 (.550) from the floor and 11-13 (.846) from the foul line. In UM's 96-90 double overtime win over St. John's, he matched his career-high in points (22) and rebounds (nine) and also set a UM BIG EAST record for minutes played (43).

Feb. 28—MIAMI 71, NOTRE DAME 59:

The Hurricanes scored the final 18 points of the first half to seize control of the contest and record a 71-59 victory at Notre Dame, UM's largest in a BIG EAST road game. Steve Rich and Tim James each scored 14 points to lead Miami and James grabbed a team-high eight rebounds. Steven Edwards contributed 10 points and added four assists while Torey McCormick, who was re-inserted into the starting lineup, tallied nine points (all in the first half) and four assists.

Leading 23-17 with 7:54 remaining in the opening half the 'Canes shut out the Fighting Irish the remainder of the half to take a 41-17 point lead at the break. The 24-point halftime lead is UM's largest in a BIG EAST game surpassing the 16-point halftime advantage UM enjoyed over Georgetown on Feb. 4, 1995. The 17 points scored by the Fighting Irish also represented the fewest points scored against the 'Canes in a half during the 1995-96 season and the fewest allowed by UM in a BIG EAST game since holding Boston College to 14 first-half points on Feb. 22, 1992 (a span of 76 conference games).

The lead reached 26 points on two occasions in the second half and never got below 12 in the final 20 minutes. With the victory UM improved to 13-12 overall and 7-10 in BIG EAST play. Notre Dame, which received 20 points from Pat Garrity and 12 from senior Ryan Hoover who was playing his final home game, fell to 9-16 overall and 4-13 in the BIG EAST.

The victory gave UM its only BIG EAST two-game series sweep of the season and fourth since joining the conference. It also marked UM's only BIG EAST road win during the 1995-96 campaign.

Mar. 1—RICH NAMED PLAYER OF THE MONTH:

Steve Rich was named the Miami Hurricane Upper Deck Player of the Month for February. In eight games, Rich tallied 94 points (11.8 ppg), 41 rebounds (5.1 rpg), six blocked shots, three assists and two steals. He shot 37-68 (.544) from the floor and 20-28 (.714) from the foul line.

Rich, who was hampered by a viral infection which caused him to lose 17 pounds in 10 days and play only 39 minutes in the first four games of the month, was the 'Canes leading scorer and rebounder in three of UM's final four games in February. He turned in a career performance against St. John's on Feb. 20 when he exploded for 43 points and 13 rebounds in UM's 96-91 double overtime victory. The 43-point effort was the highest by a BIG EAST player during the 1995-96 season and was the most by a Hurricane since the rebirth of the program in 1985.

Mar. 2—MIAMI 66, PROVIDENCE 59:

In what seemingly became a routine event during the 1995-96 season, the Hurricanes rallied from a large deficit to record a home victory. UM trailed Providence, 56-44 with 7:48 remaining in the contest, before embarking on a 22-3 run in which they held the Friars to just one field goal the rest of the way. In each of its last five wins in the Miami Arena, UM had to come-from-behind. Steve Rich, who led the 'Canes with 18 points, scored 11 of UM's final 22 points to secure the victory. Steve Frazier made several big contributions for Miami and finished with 14 points, including two key free throws in the final minute. Michael Brown led the Friars with a game-high 19 points.

Rich, began UM's rally with a three-point play at the 7:25 mark and then pulled the 'Canes within one (56-55) by hitting a pair of free throws with 4:29 left. Austin Croshere put a brief stop to the 11-0 UM run by nailing a trey 17 seconds later, but the basket would be PC's final score of the night as the 'Canes scored the final 11 points of the game. Rich pulled the 'Canes within two with a short jumper and then put the 'Canes ahead to stay (61-59) with a field goal at the 1:24 mark. Miami then connected on five of its six free throw attempts in the final 30 seconds to record the win.

The 'Canes, who outrebounded the Friars, 46-36, held PC to 26.5 percent shooting (9-34) from the floor in the second half and 32.4 percent (22-68) for the game. Miami connected on 11-19 (.579) from the field in the second half. The 12-point second half deficit UM overcame matched the largest the 'Canes have

1995-96 Season Recap

overcome to win a BIG EAST game. Ironically, they set the record in their previous home game, against St. John's, just 11 days earlier.

Prior to the game UM honored seniors Steven Edwards, Lorenzo Pearson and Rich in their final home appearance in the Miami Arena.

With the victory, UM closed out the BIG EAST regular season with a 14-12 overall record and an 8-10 league mark, good for fourth place in the BIG EAST 7 division. Providence, which finished in third place in the BIG EAST 7 division, dropped to 16-10 overall and 9-9 in the conference.

Mar. 3—JAMES NAMED CO-ROOKIE OF THE WEEK:

Tim James and James "Scoonie" Penn of Boston College were named BIG EAST Conference Co-Rookies of the Week. For James, it marked a UM record fourth time during the 1995-96 season he was named the league's top rookie, only Penn (five) was chosen more times. James tallied 22 points and 16 rebounds as the Hurricanes split a pair of conference games.

Mar. 4—JAMES SELECTED TO ALL-ROOKIE TEAM:

Freshman Tim James was named to The BIG EAST Conference All-Rookie team, marking the second consecutive year the Hurricanes were represented (Kevin Norris in 1994-95).

Mar. 6—MIAMI 77, RUTGERS 67:

Kevin Norris scored a season-high 20 points (one shy of his career-high) and recorded seven assists to lead the Hurricanes to a 77-67 victory over Rutgers in the opening round of the 1996 BIG EAST Tournament. With the 'Canes clinging to a 63-62 lead with 4:36 remaining, Norris scored the next nine points of the contest over a span of 3:49, including four straight free throws in the final two minutes of the game. Steven Edwards scored 17 points (12 in the first half) for the Hurricanes including a school BIG EAST Tournament record five three-point field goals. Tim James, with 12 points, was the only other Hurricane to score in double figures. Steve Frazier added seven points and tied Norris with a game-high (and UM BIG EAST Tournament record) seven assists. The seven assists established a career-high for Frazier.

Miami scored the first four points of the contest only to have the Scarlet Knights answer with five straight points. The one-point Rutgers lead would be short lived and mark the only time the Scarlet Knights would enjoy an advantage. The 'Canes scored the next 16 points and never trailed the remainder of the contest. The 16 unanswered points, which marked the second best consecutive string of the season by UM, was keyed by three treys from Edwards. The 'Canes led the contest 41-32 at the break.

Geoff Billet led Rutgers with a game-high 25 points on 9-15 shooting (7-12 from three-point range) and Billy Gilligan added 14 points on 5-7 shooting (2-3 treys).


Miami outshot the Scarlet Knights, 51.9 percent to 39.1 percent and outrebounded RU, 39-32. With the victory UM improved to 15-12 on the season and with the loss Rutgers ended its first season as a member of The BIG EAST Conference with a 9-18 record.

Mar. 7—GEORGETOWN 92, MIAMI 62:

Allen Iverson and Jerome Williams proved to be too much for the Hurricanes to handle as Georgetown (#6 AP/#6 USAT/CNN) eliminated Miami in the quarterfinal round of the BIG EAST Tournament with a 92-62 victory. Iverson tallied 38 points and six assists while Williams contributed 20 points and a game-high 16 rebounds.

The Hoyas, who led 41-38 at intermission, scored the first 10 points of the second half and Miami never got closer than 12 points the remainder of the game. Georgetown shot 54.4 percent from the floor and outrebounded the 'Canes, 44-34.

Tim James led UM with 16 points and nine rebounds and Steve Rich added 15 points and five rebounds. The loss ended UM's season with a 15-13 overall record for the second consecutive season.



1995-96 Boxscores

MIAMI 81, NORTHEASTERN ILLINOIS 58


November 24, 1995; Miami Arena; Miami, FL

NEIU (0-1)	FG	3PFG	FT	REB	O-D-T	PF	PTS	A	TO	BL	S	MN
Name	M-A	M-A	M-A	M-A								
O'QUINN	5-12	0-1	2-5	2-1-3	4	12	0	5	0	2	28	
WALLACE	0-2	0-0	0-1	0-0-0	3	0	0	0	0	0	9	
POLLARD	3-5	0-0	0-0	3-3-6	5	6	0	2	0	0	15	
BESTOR	0-1	0-1	3-5	0-0-0	1	3	2	1	0	0	23	
HOARD	10-29	0-6	3-11	1-4-5	1	23	0	6	1	8	39	
Keys	1-6	0-3	0-0	0-1-1	1	2	1	1	0	3	22	
Krupalija	3-5	0-0	0-2	1-3-4	2	6	0	1	0	0	15	
Heidersback	1-4	1-2	0-0	1-0-1	1	3	0	0	0	0	12	
Schahczenski	0-1	0-0	1-2	1-1-2	0	1	0	0	0	0	11	
Christopoulos	0-0	0-0	0-0	1-0-1	3	0	0	0	0	0	9	
Bellfield	0-1	0-0	2-2	0-2-2	0	2	0	3	0	2	17	
Team				2-3-5								
Team Totals	23-66	1-13	11-28	12-18-30	21	58	3	20	1	17	200	
Deadball Rebounds				6								
Total FG%	1st 8-32 (.250)			2nd 15-34 (.441)								
3-PT FG%	1st 1-9 (.111)			2nd 0-4 (.000)								
FT%	1st 7-15 (.467)			2nd 4-13 (.308)								

UM (1-0)	FG	3PFG	FT	REB	O-D-T	PF	PTS	A	TO	BL	S	MN
Name	M-A	M-A	M-A	M-A								
EDWARDS	5-10	0-3	1-2	3-2-5	3	11	2	1	0	1	23	
FRASER	5-7	0-0	2-3	4-1-5	3	12	1	2	0	2	19	
PEARSON	2-4	0-0	2-2	1-3-4	0	6	1	3	0	0	18	
NORRIS	2-5	0-0	1-2	0-3-3	4	5	3	4	0	1	18	
CLARK	3-8	0-1	2-2	0-6-6	2	8	1	2	0	2	22	
Frazier	2-3	0-1	4-5	0-4-4	1	8	3	3	1	0	18	
Rosa	2-5	2-5	0-0	0-1-1	2	6	0	4	0	1	19	
Davis	2-2	0-0	2-4	4-0-4	0	6	0	0	2	0	7	
James	4-9	0-1	0-0	2-6-8	2	8	2	2	1	1	21	
Rich	1-2	0-0	5-5	3-4-7	1	7	0	3	0	2	6	
McCormick	0-1	0-1	0-0	0-2-2	3	0	2	4	1	0	10	
Donovan	1-3	0-1	0-0	0-4-4	3	2	0	1	0	0	9	
Barker	0-1	0-0	2-2	0-0-0	0	2	0	0	0	0	7	
Waggoner	0-1	0-0	0-0	1-0-1	0	0	0	0	0	0	3	
Team				1-6-7								
Team Totals	29-63	2-13	21-27	19-42-61	24	81	15	29	5	10	200	
Deadball Rebounds				2								
Total FG%	1st 15-26 (.577)			2nd 14-37 (.378)								
3-PT FG%	1st 2-6 (.333)			2nd 0-7 (.000)								
FT%	1st 9-12 (.750)			2nd 12-15 (.800)								

SCORE BY PERIODS	1	2	F
Northeastern Illinois	24	34	58
MIAMI	41	40	81

Technical: None. Officials: Day, Marracino, Fisher. Attendance: 1,947.



Clifton Clark's 24-point performance against Seton Hall on Dec. 2, 1995 is the second highest by a Hurricane in his BIG EAST debut.

MIAMI 76, FLORIDA ATLANTIC 56

November 27, 1995; FAU Gymnasium; Boca Raton, FL

UM (2-0)	FG	3PFG	FT	REB	O-D-T	PF	PTS	A	TO	BL	S	MN
Name	M-A	M-A	M-A	M-A								
EDWARDS	3-7	2-5	4-4	1-2-3	4	12	0	1	0	1	24	
FRASER	5-8	0-0	0-0	4-3-7	2	10	1	2	1	1	28	
PEARSON	0-4	0-0	0-0	0-0-0	3	0	0	0	0	0	11	
NORRIS	1-3	0-1	0-0	0-0-0	0	2	4	1	0	0	20	
CLARK	2-5	0-1	3-4	2-4-6	0	7	1	0	0	2	26	
Frazier	3-11	5-6	0-0	0-4-4	3	17	0	1	0	1	18	
Rich	5-10	0-0	2-2	2-4-6	0	12	1	3	1	0	12	
Rosa	0-1	0-1	0-0	1-3-4	2	0	1	2	0	2	14	
James	2-6	0-0	0-0	2-0-2	2	4	0	0	0	0	15	
Davis	0-4	0-0	0-0	1-2-3	1	0	0	0	0	0	7	
McCormick	1-2	1-2	4-4	0-3-3	0	7	1	2	0	0	14	
Barker	0-0	0-0	0-0	0-0-0	0	0	0	0	0	0	3	
Donovan	2-3	0-0	1-2	0-1-1	0	5	0	1	0	0	6	
Waggoner	0-1	0-0	0-0	0-0-0	1	0	1	1	0	0	2	
Team				3-2-5								
Team Totals	27-62	8-16	14-16	16-28-44	18	76	10	14	2	7	200	
Deadball Rebounds				1								
Total FG%	1st 18-31 (.581)			2nd 9-31 (.290)								
3-PT FG%	1st 7-9 (.778)			2nd 1-7 (.143)								
FT%	1st 1-2 (.500)			2nd 13-14 (.929)								

FAU (0-1)	FG	3PFG	FT	REB	O-D-T	PF	PTS	A	TO	BL	S	MN
Name	M-A	M-A	M-A	M-A								
BUCHANAN	6-14	0-2	2-2	2-2-4	0	14	2	4	0	2	36	
RITTER	5-11	2-6	2-2	0-2-2	2	14	0	3	0	0	31	
HORFORD	0-0	0-0	0-0	0-0-0	4	0	0	1	0	0	13	
HARVEY	4-13	1-5	2-4	3-4-7	0	11	1	1	0	3	31	
JACKSON	3-5	1-1	0-1	1-2-3	3	7	3	2	0	0	28	
Peoples	0-1	0-0	1-3	2-3-5	3	1	0	2	4	1	20	
Huyler	3-6	1-1	2-4	0-2-2	0	9	1	3	0	0	24	
Sjolund	0-1	0-0	0-1	0-0-0	5	0	0	1	2	0	17	
Team				3-3-6								
Team Totals	21-51	5-15	9-17	11-18-29	17	56	7	17	6	6	200	
Deadball Rebounds				1								
Total FG%	1st 7-21 (.333)			2nd 14-30 (.467)								
3-PT FG%	1st 0-7 (.000)			2nd 5-8 (.625)								
FT%	1st 5-11 (.455)			2nd 4-6 (.667)								

SCORE BY PERIODS	1	2	F
MIAMI	44	32	76
Florida Atlantic	19	37	56

Technical: None. Officials: Day, Veech, Caldwell. Attendance: 2,703.

MIAMI 80, SETON HALL 70

December 2, 1995; Miami Arena; Miami, FL

SHU (1-1, 0-1)	FG	3PFG	FT	REB	O-D-T	PF	PTS	A	TO	BL	S	MN
Name	M-A	M-A	M-A	M-A								
TATY	1-6	0-0	1-2	6-4-10	4	3	2	3	1	0	23	
GRIFFIN	8-20	0-2	3-5	3-5-8	4	19	1	3	1	2	37	
KABA	1-2	0-0	0-0	4-0-4	2	2	0	2	1	0	22	
HURLEY	5-16	1-7	1-2	0-5-5	5	12	5	5	0	3	38	
SANDERS	5-11	3-5	3-4	0-1-1	2	16	1	3	1	3	30	
Williams	4-8	1-4	2-2	0-5-5	1	11	2	0	0	0	25	
Ingraham	3-4	0-0	1-1	0-1-1	4	7	0	0	0	0	17	
Payton	0-1	0-0	0-0	0-0-0	2	0	0	0	0	0	3	
Jordan	0-3	0-0	0-0	0-2-2	1	0	0	0	0	0	5	
Team				7-3-10								
Team Totals	27-71	5-18	11-16	20-26-46	25	70	11	16	4	8	200	
Deadball Rebounds				1								
Total FG%	1st 15-36 (.417)			2nd 12-35 (.343)								
3-PT FG%	1st 3-7 (.429)			2nd 2-11 (.182)								
FT%	1st 5-9 (.556)			2nd 6-7 (.857)								

UM (3-0, 1-0)	FG	3PFG	FT	REB	O-D-T	PF	PTS	A	TO	BL	S	MN
Name	M-A	M-A	M-A	M-A								
EDWARDS	4-11	2-9	5-6	0-2-2	0	15	3	3	1	0	28	
FRASER	6-8	0-0	5-8	2-6-8	2	17	1	3	1	0	29	
PEARSON	0-0	0-0	0-0	0-4-4	2	0	0	3	0	0	8	
NORRIS	0-4	0-1	2-2	0-4-4	3	2	6	2	0	4	27	
CLARK	10-15	0-0	4-7	2-1-3	1	24	2	1	2	3	21	
Frazier	2-7	2-4	2-4	0-2-2	4	8	0	1	0	0	3	
Rich	1-4	0-0	2-4	1-4-5	3	4	1	0	1	0	17	
Rosa	0-0	0-0	0-0	0-0-0	0	0	1	0	0	0	1	
McCormick	0-0	0-0	0-0	0-0-0	0	0	1	0	0	0	4	
James	3-4	0-0	0-1	0-3-3	2	6	0	1	2	0	18	
Davis	1-3	0-0	2-4	1-2-3	1	4	0	0	0	0	12	
Team				3-4-7								
Team Totals	27-56	4-14	22-36	9-32-41	18	80	15	15	7	11	200	
Deadball Rebounds				4								
Total FG%	1st 18-34 (.529)			2nd 9-22 (.409)								
3-PT FG%	1st 2-9 (.222)			2nd 2-5 (.400)								
FT%	1st 5-9 (.556)			2nd 17-27 (.630)								

SCORE BY PERIODS	1	2	F
Seton Hall	38	32	70
MIAMI	43	37	80

Technical: None. Officials: Cahill, Mingle, K. Herring. Attendance: 3,198.

1995-96 Boxscores

MIAMI 81, WINTHROP 56

December 16, 1995; Miami Arena; Miami, FL

WU (1-6)	FG	3PFG	FT	REB								
Name	M-A	M-A	M-A	O-D-T	PF	PTS	A	TO	BL	S	MN	
McMAHAN	7-10	3-5	1-2	0-2-2	2	18	2	3	0	0	26	
STEELE	4-7	0-0	0-1	3-5-8	4	8	0	6	0	2	22	
LASSITER	3-8	0-0	1-1	0-3-3	3	7	2	2	2	0	22	
PIGFORD	2-6	0-3	1-1	1-5-6	3	5	2	3	0	1	22	
WATERMAN	1-6	1-5	0-2	0-1-1	3	3	0	6	0	1	25	
Chipiwalt	1-2	0-0	0-0	0-3-3	0	2	0	3	0	2	18	
Stemple	0-4	0-3	0-0	1-3-4	0	0	2	1	0	0	15	
Laster	2-8	0-0	3-3	5-1-6	3	7	0	2	1	0	17	
McFalls	1-4	0-2	0-0	4-2-6	3	2	1	1	1	0	12	
Butts	0-2	0-0	0-0	1-0-1	1	0	0	1	0	1	15	
Coles	2-2	0-0	0-0	1-0-1	0	4	0	0	0	0	4	
Groves	0-0	0-0	0-0	0-0-0	1	0	0	0	0	0	1	
Browning	0-0	0-0	0-0	0-0-0	0	0	1	0	0	0	1	
Team				2-2-4				2				
Team Totals	23-59	4-18	6-10	18-27-45	23	56	10	30	4	7	200	
Deadball Rebounds				2								

1995-96 Boxscores

CLEMSON 66, MIAMI 52 (OT)

December 23, 1995; Miami Arena; Miami, FL

CU (8-0)	FG	3FG	FT	REB	PF	PTS	A	TO	BL	S	MN
Name	M-A	M-A	M-A	O-D-T							
BUCKNER	3-7	1-2	6-8	1-4-5	3	13	3	3	0	2	41
JURKUNAS	6-9	5-6	2-2	0-4-4	4	19	0	0	2	1	31
WIDEMAN	1-3	0-0	1-2	2-5-7	3	3	0	2	1	1	31
CODE	4-13	2-5	4-4	0-4-4	0	14	3	1	0	5	39
HARDER	4-4	0-2	8-10	0-2-2	3	8	3	2	0	1	32
Jamison	0-0	0-0	1-2	0-2-2	5	1	0	3	0	1	16
Christie	0-1	0-1	0-0	0-0-0	1	0	0	2	0	0	13
McIntyre	2-6	2-4	2-2	0-1-1	1	8	1	3	0	0	20
Jones	0-1	0-0	0-0	0-2-2	1	0	0	0	0	0	2
Team				1-9-10							
Team Totals	16-44	10-20	24-30	4-33-37	21	66	10	16	3	11	225
Deadball Rebounds				6							


Total FG% 1st 6-18 (.333) 2nd 7-21 (.333) OT 3-5 (.600) Game 16-44 (.364)
 3-PT FG% 1st 4-10 (.400) 2nd 5-9 (.556) OT 1-1 (1.000) Game 10-20 (.500)
 FT% 1st 10-12 (.833) 2nd 7-10 (.700) OT 7-8 (.875) Game 24-30 (.800)

UM (6-2)	FG	3FG	FT	REB	PF	PTS	A	TO	BL	S	MN
Name	M-A	M-A	M-A	O-D-T							
EDWARDS	3-15	2-10	5-7	2-2-4	3	13	2	3	0	1	38
FRASER	0-2	0-1	3-4	0-3-3	2	3	0	2	0	0	17
PHARSON	0-3	0-0	0-0	2-0-2	0	0	0	0	0	0	5
NORRIS	1-8	0-2	0-0	0-3-3	5	2	6	1	0	3	34
CLARK	2-7	1-1	2-4	2-3-5	1	7	0	1	0	2	27
Rich	2-4	0-0	1-1	4-1-5	2	5	1	0	0	0	38
Frazier	2-10	1-4	2-3	4-4-8	5	7	3	6	0	1	25
Rosa	0-2	0-2	0-0	1-1-2	1	0	0	2	0	0	9
James	7-11	0-0	1-6	3-4-7	1	15	0	1	3	3	28
Davis	0-0	0-0	0-0	0-0-0	2	0	0	1	0	0	4
Team				2-4-6							
Team Totals	17-62	4-20	14-25	20-25-45	22	52	12	17	3	10	225
Deadball Rebounds				2							

Total FG% 1st 6-33 (.182) 2nd 11-26 (.423) OT 0-3 (.000) Game 17-62 (.274)
 3-PT FG% 1st 2-10 (.200) 2nd 2-9 (.222) OT 0-1 (.000) Game 4-20 (.200)
 FT% 1st 6-9 (.667) 2nd 8-12 (.667) OT 0-4 (.000) Game 14-25 (.560)

SCORE BY PERIODS	1	2	OT	F
Clemson	26	26	14	66
MIAMI	20	32	0	52

Technical: None. Officials: Donato, Gray, Hartzell. Attendance: 2,315.



Steve Rich, making his first start of the season had 10 points and a game-high 12 rebounds in UM's 69-62 victory over Columbia.

TENNESSEE 56, MIAMI 54

Orange Bowl Basketball Classic
 December 27, 1995; Miami Arena; Miami, FL

UT (6-3)	FG	3FG	FT	REB	PF	PTS	A	TO	BL	S	MN
Name	M-A	M-A	M-A	O-D-T							
D. HARRIS	0-1	0-0	0-0	0-0-0	5	0	0	1	0	1	10
JOHNSON	1-7	0-0	1-3	3-6-9	1	3	4	2	0	2	36
HAMER	3-7	0-0	4-7	1-2-3	5	10	1	2	0	0	22
WHARTON	5-17	2-10	4-4	2-2-4	2	16	2	3	1	0	38
WILLIAMS	4-8	4-4	3-4	0-2-2	1	15	3	1	0	2	39
Robertson	3-8	1-1	0-0	3-5-8	2	7	1	2	0	1	30
Green	0-1	0-1	0-0	0-2-2	0	0	0	1	0	0	6
Moore	2-3	0-0	1-2	1-2-3	3	5	1	0	1	0	16
Lee	0-0	0-0	0-0	0-0-0	1	0	0	0	0	0	2
A. Harris	0-0	0-0	0-0	0-0-0	0	0	0	0	0	0	1
Team				4-3-7							
Team Totals	18-52	7-16	13-20	14-24-38	20	56	12	13	2	6	200
Deadball Rebounds				5							

Total FG% 1st 6-24 (.250) 2nd 12-28 (.429) Game 18-52 (.346)
 3-PT FG% 1st 3-9 (.333) 2nd 4-7 (.571) Game 7-16 (.438)
 FT% 1st 9-13 (.692) 2nd 4-7 (.571) Game 13-20 (.650)

UM (6-3)	FG	3FG	FT	REB	PF	PTS	A	TO	BL	S	MN
Name	M-A	M-A	M-A	O-D-T							
EDWARDS	2-8	1-6	1-2	1-3-4	4	6	4	4	0	2	28
FRASER	0-2	0-0	1-2	1-3-4	0	1	0	1	0	0	16
PEARSON	0-2	0-0	0-1	0-0-0	1	0	0	0	0	0	5
NORRIS	2-7	2-4	3-4	0-3-3	4	9	5	1	0	2	29
CLARK	0-4	0-1	2-4	1-0-1	3	2	0	2	0	0	18
Rich	2-6	0-0	4-5	2-5-7	3	8	1	1	2	0	20
Frazier	2-6	0-1	0-0	0-2-2	0	4	2	1	0	0	28
Rosa	0-1	0-1	0-0	0-0-0	1	0	0	0	0	0	11
James	9-11	0-0	2-4	4-1-5	4	20	0	0	0	1	25
Davis	2-5	0-0	0-0	0-2-2	0	4	0	1	1	0	13
McCormick	0-0	0-0	0-0	0-0-0	0	0	1	0	0	0	7
Team				3-3-6							
Team Totals	19-52	3-13	13-22	12-22-34	20	54	13	11	3	5	200
Deadball Rebounds				6							

Total FG% 1st 8-26 (.307) 2nd 11-26 (.423) Game 19-52 (.365)
 3-PT FG% 1st 0-6 (.000) 2nd 3-7 (.429) Game 3-13 (.231)
 FT% 1st 2-6 (.333) 2nd 11-16 (.688) Game 13-22 (.591)

SCORE BY PERIODS	1	2	F
Tennessee	24	32	56
MIAMI	18	36	54

Technical: None. Officials: Higgins, Monje, Shaw. Attendance: 1,989.

MIAMI 69, COLUMBIA 62

December 29, 1995; Miami Arena; Miami, FL

CU (3-7)	FG	3FG	FT	REB	PF	PTS	A	TO	BL	S	MN
Name	M-A	M-A	M-A	O-D-T							
NAMOLIK	6-13	4-7	1-1	1-3-4	3	17	0	3	1	1	32
PISKUN	1-4	1-2	3-4	1-1-2	2	6	0	2	0	0	22
TUBRIDY	0-3	0-1	2-2	0-0-0	3	2	1	1	0	2	30
RAIMONDO	2-11	0-5	3-3	2-1-3	3	7	4	3	0	3	37
THOMPSON	5-11	4-7	2-2	0-6-6	3	16	3	2	0	4	37
Wachob	0-2	0-1	1-2	0-0-0	2	1	2	1	1	2	10
Hernandez	2-2	1-1	2-2	0-0-0	2	7	0	3	0	0	15
Crep	2-4	2-4	0-1	0-1-1	1	6	1	1	0	0	11
Yasser	0-2	0-0	0-0	2-0-2	0	0	1	0	0	0	6
Team				3-5-8							
Team Totals	18-52	12-28	14-17	9-17-26	19	62	12	17	2	12	200
Deadball Rebounds				1							

Total FG% 1st 10-29 (.345) 2nd 8-23 (.348) Game 18-52 (.346)
 3-PT FG% 1st 6-13 (.462) 2nd 6-15 (.400) Game 12-28 (.429)
 FT% 1st 7-9 (.778) 2nd 7-8 (.875) Game 14-17 (.824)

UM (7-3)	FG	3FG	FT	REB	PF	PTS	A	TO	BL	S	MN
Name	M-A	M-A	M-A	O-D-T							
EDWARDS	4-8	3-6	4-4	0-1-1	2	15	5	2	1	2	29
FRASER	1-3	0-0	0-0	1-4-5	1	2	0	2	2	1	19
RICH	5-7	0-0	0-0	3-9-12	2	10	0	3	2	0	23
NORRIS	2-5	1-3	4-4	0-1-1	2	9	3	5	0	1	33
CLARK	2-4	0-0	2-2	0-2-2	2	6	2	4	0	0	18
Rosa	0-1	0-1	0-0	0-0-0	0	0	1	1	0	0	7
James	5-9	0-0	0-1	3-3-6	1	10	0	2	2	0	22
Davis	2-3	0-0	1-4	1-0-1	2	5	0	0	1	0	13
Frazier	1-4	1-4	4-6	2-4-6	2	7	1	3	0	0	22
McCormick	2-4	1-3	0-0	0-2-2	1	5	1	0	0	0	11
Pearson	0-0	0-0	0-0	0-0-0	1	0	0	1	0	0	3
Team				1-1-2							
Team Totals	24-48	6-17	15-21	11-27-38	16	69	13	23	8	4	200
Deadball Rebounds				2							

Total FG% 1st 12-23 (.522) 2nd 12-25 (.480) Game 24-48 (.500)
 3-PT FG% 1st 2-5 (.400) 2nd 4-12 (.333) Game 6-17 (.353)
 FT% 1st 9-14 (.643) 2nd 6-7 (.857) Game 15-21 (.714)

SCORE BY PERIODS	1	2	F
Columbia	33	29	62
MIAMI	35	34	69

Technical: Tubridy, CU (10:11, 1st H), Raimondo (1:12, 2nd H). Officials: Kitts, Bush, Clark. Attendance: 1,474.

1995-96 Boxscores

SETON HALL 66, MIAMI 63

January 10, 1996; Continental Airlines Arena; East Rutherford, NJ

SHU (8-5, 2-3)	FG	3FG	FT	REB	PF	PTS	A	TO	BL	S	MN
Name	M-A	M-A	M-A	O-D-T							
EDWARDS	7-15	4-12	0-0	4-0-4	3	18	0	1	1	3	33
FRASER	3-6	0-0	2-6	3-3-6	3	8	2	0	0	0	29
RICH	1-6	0-0	1-2	2-1-3	0	3	0	2	1	1	19
NORRIS	2-7	1-3	4-4	0-4-4	3	9	3	0	0	2	29
CLARK	1-5	0-2	3-4	1-2-3	4	5	0	2	0	2	28
Frazier	0-2	0-0	0-0	0-4-4	4	0	2	1	0	0	23
Rosa	0-0	0-0	0-0	0-0-0	2	0	2	0	0	0	8
James	1-3	0-0	0-3	2-1-3	1	2	1	4	0	1	12
Pearson	5-7	0-0	7-7	2-2-4	2	17	0	3	0	0	16
McCormick	0-0	0-0	0-0	0-0-0	0	0	0	0	0	0	1
Davis	0-0	0-0	1-2	0-1-1	1	1	0	1	0	0	2
Team				1-1-2							
Team Totals	20-51	5-17	18-28	15-19-34	23	63	10	14	2	9	200
Deadball Rebounds				4							

Total FG% 1st 9-25 (.360) 2nd 11-26 (.423) Game 20-51 (.392)
 3-PT FG% 1st 2-5 (.400) 2nd 3-12 (.250) Game 5-17 (.294)
 FT% 1st 2-5 (.400) 2nd 16-23 (.696) Game 18-28 (.643)

SHU (7-5, 3-2)	FG	3FG	FT	REB	PF	PTS	A	TO	BL	S	MN
Name	M-A	M-A	M-A	O-D-T							
GRIFFIN	4-9	0-0	6-8	6-9-15	2	14	1	3	0	2	39
TATY	3-4	0-0	0-0	2-3-5	5	6	1	1	1	0	19
KABA	4-6	0-0	1-3	2-1-3	4	9	0	2	0	0	19

1995-96 Boxscores

MIAMI 66, PITTSBURGH 57

January 20, 1996; Miami Arena; Miami, FL

Pitt (8-5, 3-3)	FG	3FG	FT	REB	PF	PTS	A	TO	BL	S	MN
Name	M-A	M-A	M-A	O-D-T							
THOMAS	4-7	2-4	0-0	1-4-5	4	10	1	2	0	0	23
VARGA	4-9	0-0	0-1	3-3-6	1	8	0	0	0	1	21
JORDAN	1-2	0-0	1-2	0-3-3	3	3	2	3	1	0	25
ALRIDGE	4-9	4-9	0-0	1-1-2	1	12	3	1	0	1	32
McCULLOUGH	4-15	1-6	2-2	2-1-3	3	11	3	4	1	3	37
Blount	0-1	0-0	0-0	1-0-1	1	0	0	0	0	0	9
Howard	3-8	0-1	0-0	2-2-4	5	6	0	2	0	1	23
Willard	0-3	0-2	2-4	0-0-0	1	2	1	0	0	0	11
Gill	2-6	1-1	0-0	4-1-5	4	5	0	0	0	1	17
Maille	0-0	0-0	0-0	0-0-0	0	0	0	0	0	0	2
Team Totals	22-60	8-23	5-9	15-17-32	23	57	10	12	2	7	200
Deadball Rebounds				3							
Total FG%	1st 9-24 (.375)			2nd 13-36 (.361)							Game 22-60 (.367)
3-PT FG%	1st 3-8 (.375)			2nd 5-15 (.333)							Game 8-23 (.348)
FT%	1st 3-7 (.429)			2nd 2-2 (1.000)							Game 5-9 (.556)

UM (9-6, 3-4)	FG	3FG	FT	REB	PF	PTS	A	TO	BL	S	MN
Name	M-A	M-A	M-A	O-D-T							
EDWARDS	5-9	4-8	7-9	2-8-10	1	21	1	2	1	3	32
FRASER	2-4	0-0	0-0	1-4-5	2	4	0	0	0	0	14
RICH	4-8	0-0	3-8	0-1-1	1	11	0	1	0	0	33
NORRIS	1-2	1-2	4-5	0-1-1	2	7	5	4	0	2	31
CLARK	0-1	0-0	0-0	1-1-2	1	0	0	1	0	0	13
Frazier	1-7	0-1	4-6	2-4-6	1	6	3	1	0	0	30
James	6-9	0-0	0-0	5-4-9	0	12	2	1	6	2	27
Pearson	1-2	0-0	0-0	0-0-0	3	2	0	0	0	0	6
Rosa	0-0	0-0	0-0	0-0-0	0	0	1	1	0	1	9
McCormick	1-1	1-1	0-0	0-0-0	2	3	1	0	0	0	5
Team Totals	21-43	6-12	18-28	11-24-35	13	66	13	14	7	8	200
Deadball Rebounds				4							
Total FG%	1st 13-28 (.464)			2nd 8-15 (.533)							Game 21-43 (.488)
3-PT FG%	1st 3-6 (.500)			2nd 3-6 (.500)							Game 6-12 (.500)
FT%	1st 6-9 (.667)			2nd 12-19 (.632)							Game 18-28 (.643)

SCORE BY PERIODS	1	2	F
Pittsburgh	24	33	57
MIAMI	35	31	66

Technical: None. Officials: Burr, Valentine, Hutchinson. Attendance: 4,006.

MIAMI 72, NOTRE DAME 64

January 23, 1996; Miami Arena; Miami, FL

ND (6-9, 1-7)	FG	3FG	FT	REB	PF	PTS	A	TO	BL	S	MN
Name	M-A	M-A	M-A	O-D-T							
GARRITY	6-14	1-4	0-0	1-8-9	4	13	0	4	0	1	27
MANNING	0-2	0-0	2-2	1-3-4	3	2	1	0	1	0	16
GOTSCH	4-8	0-0	1-1	0-3-3	4	9	0	0	1	0	23
HOOVER	6-14	3-8	0-0	0-3-3	5	15	4	1	0	0	39
GOTTILIEB	1-6	1-3	0-0	1-0-1	4	3	4	1	0	1	25
Young	0-0	0-0	0-0	0-0-0	5	0	0	0	0	0	2
Wills	0-0	0-0	0-0	0-0-0	0	0	0	0	0	0	2
Miller	5-8	2-3	0-1	1-0-1	4	12	2	1	0	2	28
White	3-5	1-2	1-2	0-3-3	3	8	4	2	0	3	15
Wyche	1-2	0-1	0-0	0-0-0	0	2	0	2	0	0	1
Kurowski	0-0	0-0	0-0	0-0-0	0	0	0	1	0	0	2
Team Totals	26-59	8-21	4-6	4-24-28	32	64	15	13	2	7	200
Deadball Rebounds				0							
Total FG%	1st 14-28 (.500)			2nd 12-31 (.387)							Game 26-59 (.441)
3-PT FG%	1st 5-11 (.455)			2nd 3-10 (.300)							Game 8-21 (.381)
FT%	1st 2-3 (.667)			2nd 2-3 (.667)							Game 4-6 (.667)

UM (10-6, 4-4)	FG	3FG	FT	REB	PF	PTS	A	TO	BL	S	MN
Name	M-A	M-A	M-A	O-D-T							
EDWARDS	3-12	1-8	3-5	3-6-9	0	10	8	2	0	1	35
FRASER	3-6	0-0	2-4	3-6-9	3	8	0	4	0	1	23
RICH	6-9	0-0	3-8	3-4-7	3	15	0	1	0	0	20
NORRIS	3-6	1-1	7-10	1-6-7	2	14	1	5	0	1	29
CLARK	1-5	0-0	1-3	1-2-3	1	3	0	2	0	0	22
Pearson	1-2	0-0	1-2	0-1-1	2	3	0	0	0	0	12
James	3-4	0-0	3-4	4-2-6	2	9	1	1	2	1	25
Frazier	2-3	0-1	4-8	0-2-2	1	8	0	0	0	0	14
McCormick	1-3	0-2	0-0	1-1-2	0	2	0	0	0	1	9
Rosa	0-2	0-2	0-0	0-0-0	0	0	1	0	0	0	11
Team Totals	23-52	2-14	24-44	17-31-48	14	72	11	15	2	5	200
Deadball Rebounds				8							
Total FG%	1st 10-28 (.357)			2nd 13-24 (.542)							Game 23-52 (.442)
3-PT FG%	1st 1-10 (.100)			2nd 1-4 (.250)							Game 2-14 (.143)
FT%	1st 9-19 (.474)			2nd 15-25 (.600)							Game 24-44 (.545)

SCORE BY PERIODS	1	2	F
Notre Dame	35	29	64
MIAMI	30	42	72

Technical: None. Officials: Donato, Shaw, Gray. Attendance: 5,010.

VILLANOVA 90, MIAMI 62

January 27, 1996; John E. duPont Pavilion; Villanova, PA

UM (10-7, 4-5)	FG	3FG	FT	REB	PF	PTS	A	TO	BL	S	MN
Name	M-A	M-A	M-A	O-D-T							
EDWARDS	7-11	3-6	4-6	3-1-4	2	21	1	4	1	0	35
FRASER	4-6	0-0	0-0	1-2-3	2	8	0	1	0	1	20
RICH	2-6	0-0	1-1	2-3-5	3	5	0	2	0	0	22
NORRIS	1-7	1-3	0-0	0-1-1	1	3	4	1	0	3	26
CLARK	2-7	0-1	0-1	1-1-2	2	4	3	2	0	0	17
James	3-9	0-0	2-4	3-3-6	2	8	0	1	2	0	28
Frazier	2-5	2-4	0-0	1-1-2	2	6	1	4	0	1	15
McCormick	0-2	0-1	0-0	0-0-0	3	0	0	0	0	0	9
Pearson	0-2	0-0	0-0	0-2-2	1	0	1	1	0	0	6
Rosa	0-1	0-0	2-4	1-0-1	2	2	0	3	0	0	14
Barker	0-0	0-0	2-2	0-0-0	0	2	0	1	0	0	3
Donovan	1-2	0-0	1-2	1-0-1	2	3	0	0	0	0	3
Waggoner	0-1	0-0	0-0	0-0-0	0	0	0	0	0	0	1
Timpf	0-0	0-0	0-0	0-1-1	0	0	0	1	0	1	1
Team Totals	22-59	6-15	12-20	15-19-34	22	62	10	21	3	6	200
Deadball Rebounds				4							
Total FG%	1st 10-27 (.370)			2nd 12-32 (.375)							Game 22-59 (.373)
3-PT FG%	1st 4-8 (.500)			2nd 3-9 (.333)							Game 6-15 (.400)
FT%	1st 8-10 (.800)			2nd 4-10 (.400)							Game 12-20 (.600)

VU (16-3, 7-2)	FG	3FG	FT	REB	PF	PTS	A	TO	BL	S	MN
Name	M-A	M-A	M-A	O-D-T							
EBERZ	7-15	3-5	1-2	1-7-8	0	18	3	0	0	0	31
KORNEGAY	4-5	0-0	1-2	4-5-9	3	9	3	2	1	0	29
LAWSON	3-5	0-0	4-6	2-1-3	4	10	2	1	4	3	21
WILLIAMS	2-2	1-1	1-3	1-3-4	2	6	4	2	0	3	30
KITTLES	7-17	6-9	5-6	0-4-4	0	25	6	1	0	4	35
Bigus	2-3	0-0	0-0	2-1-3	3	4	1	1	0	1	12
Brown	4-6	0-2	0-0	0-2-2	4	8	0	3	0	3	13
Penn	3-4	0-0	0-1	1-2-3	1	6	0	1	0	0	15
Celestand	0-0	0-0	0-0	0-0-0	2	0	1	2	0	0	8
Gregg	0-1	0-0	1-2	0-1-1	1	1	0	0	0	0	2
Cox	0-0	0-0	0-0	0-0-0	0	0	0	1	0	0	2
Noone	1-1	1-1	0-0	0-0-0	0	3	0	0	0	0	1
Couture	0-1	0-1	0-0	0-0-0	0	0	0	0	0	0	1
Team Totals	33-60	11-19	13-22	13-27-40	20	90	20	15	5	14	200
Deadball Rebounds				3							
Total FG%	1st 15-34 (.441)			2nd 18-26 (.692)							Game 33-60 (.550)
3-PT FG%	1st 4-8 (.500)			2nd 7-11 (.636)							Game 11-19 (.579)
FT%	1st 4-9 (.444)			2nd 9-13 (.692)							Game 13-22 (.591)

SCORE BY PERIODS	1	2	F
MIAMI	32	30	62
Villanova	38	52	90

Technical: None. Officials: Silvester, Vigna, R. Herring. Attendance: 6,500.



Steven Edwards recorded a double-double with game-highs in both points (21) and rebounds (10) in UM's 66-57 victory over Pittsburgh.

1995-96 Boxscores

BOSTON COLLEGE 62, MIAMI 58

February 10, 1996; Miami Arena; Miami, FL

BC (15-5, 8-4)	FG	3FG	FT	REB							
Name	M-A	M-A	M-A	O-D-T	PF	PTS	A	TO	BL	S	MIN
GRANGER	4-9	3-5	3-5	2-5-7	2	14	1	1	1	0	24
JOURDON	2-5	0-1	3-4	1-3-4	4	7	0	2	0	3	37
ABRAMS	2-6	0-0	0-0	2-6-8	5	4	0	4	0	2	29
PENN	4-11	2-8	2-2	0-2-2	1	12	3	3	0	1	31
WOODWARD	4-8	1-1	4-5	1-4-5	2	13	3	3	0	2	33
Curley	0-3	0-0	2-2	0-0-0	2	2	1	0	0	0	11
Thomas	5-9	0-0	0-0	3-3-6	0	10	1	1	0	0	12
Bedard	0-1	0-0	0-0	1-1-2	1	0	1	1	0	0	15
Christianson	0-0	0-0	0-0	0-0-0	0	0	0	1	0	0	8
Team Totals	21-52	6-15	14-18	13-27-40	17	62	10	16	1	8	200
Deadball Rebounds				1							
Total FG%	1st 11-29 (.379)			2nd 10-23 (.435)			Game 21-52 (.404)				
3-PT FG%	1st 4-8 (.500)			2nd 2-7 (.286)			Game 6-15 (.400)				
FT%	1st 3-3 (1.000)			2nd 11-15 (.733)			Game 14-18 (.778)				

1995-96 Boxscores

WEST VIRGINIA 72, MIAMI 69

February 17, 1996; West Virginia Coliseum; Morgantown, WV

UM (11-11, 5-9)	FG	3FG	FT	REB	PF	PTS	A	TO	BL	S	MN
Name	M-A	M-A	M-A	O-D-T							
EDWARDS	1-7	0-6	0-2	2-0-2	1	2	3	1	0	1	25
FRASER	3-6	0-0	0-0	3-3-6	2	6	1	1	2	1	22
RICH	5-12	0-0	6-9	7-4-11	3	16	1	1	2	0	29
NORRIS	1-6	1-5	1-2	0-1-1	3	4	6	4	0	1	32
McCORMICK	5-10	4-9	2-2	1-2-3	1	16	0	3	0	2	19
Frazier	3-6	2-4	0-0	0-2-2	5	8	0	0	1	0	22
James	3-5	0-0	0-1	1-0-1	0	6	0	2	0	0	15
Clark	2-4	0-1	2-4	0-1-1	0	6	2	1	0	1	14
Pearson	1-2	0-0	0-0	0-1-1	3	2	1	0	0	1	13
Rosa	1-1	1-1	0-0	0-1-1	0	3	1	0	0	0	8
Davis	0-0	0-0	0-0	0-0-0	0	0	0	0	0	0	1
Team				1-0-1							
Team Totals	25-59	8-26	11-20	15-15-30	18	69	15	13	5	7	200
Deadball Rebounds				4							
Total FG%	1st 9-26 (.346)			2nd 16-33 (.485)							Game 25-59 (.424)
3-PT FG%	1st 1-7 (.143)			2nd 7-19 (.368)							Game 8-26 (.308)
FT%	1st 2-4 (.500)			2nd 9-16 (.563)							Game 11-20 (.550)

WVU (10-13, 5-10)	FG	3FG	FT	REB	PF	PTS	A	TO	BL	S	MN
Name	M-A	M-A	M-A	O-D-T							
OWENS	6-11	1-1	3-6	0-6-6	2	16	0	4	0	1	34
MALONE	2-5	0-0	3-6	0-5-5	1	7	0	1	1	2	25
VAREJAO	1-2	0-0	0-0	0-0-0	4	2	0	0	0	0	17
SIMPSON	6-13	3-7	3-3	1-2-3	1	18	1	2	0	1	31
JEFFERSON	0-3	0-0	0-0	1-2-3	3	0	8	7	0	1	29
Agnew	4-4	0-0	0-1	2-4-6	4	8	1	0	3	1	21
Solheim	0-2	0-0	4-4	3-2-5	1	4	2	2	0	0	20
Jones	5-6	2-3	2-2	0-2-2	1	14	3	2	0	1	20
West	1-1	1-1	0-0	0-0-0	0	3	1	0	0	0	3
Team				2-1-3							
Team Totals	25-47	7-12	15-22	9-24-33	17	72	16	18	4	7	200
Deadball Rebounds				5							
Total FG%	1st 12-24 (.500)			2nd 13-23 (.565)							Game 25-47 (.532)
3-PT FG%	1st 5-9 (.556)			2nd 2-3 (.667)							Game 7-12 (.583)
FT%	1st 3-4 (.750)			2nd 12-18 (.667)							Game 15-22 (.682)

SCORE BY PERIODS	1	2	F
MIAMI	21	48	69
West Virginia	32	40	72

Technical: None. Officials: Burr, Harmon, Mingle. Attendance: 10,065.

MIAMI 96, ST. JOHN'S 91 (2 OT)

February 20, 1996; Miami Arena; Miami, FL

SJU (10-13, 4-10)	FG	3FG	FT	REB	PF	PTS	A	TO	BL	S	MN
Name	M-A	M-A	M-A	O-D-T							
LOPEZ	7-19	1-7	3-6	2-6-8	4	18	2	5	0	2	47
MENNIEFIELD	0-0	0-0	1-2	0-2-2	5	1	1	0	1	0	17
HAMILTON	9-16	0-0	3-4	2-0-2	5	21	1	2	1	3	33
D. BROWN	4-12	1-3	1-2	2-3-5	4	10	5	3	0	0	48
TURNER	5-8	2-2	4-6	0-4-4	2	16	6	4	0	1	32
Grant	5-8	0-0	1-2	3-4-7	5	11	0	1	3	0	25
Lyon	2-5	2-5	0-0	0-1-1	0	6	0	0	1	1	14
M. Brown	1-3	1-2	0-0	0-0-0	2	3	2	0	0	0	12
E. Brown	0-0	0-0	0-0	0-0-0	0	0	0	0	0	0	1
Bayne	1-1	0-0	3-4	3-2-5	4	5	0	0	0	0	15
Barrett	0-0	0-0	0-0	0-0-0	0	0	0	0	0	0	6
Team				3-2-5							
Team Totals	34-72	7-19	16-26	15-24-39	31	91	17	16	6	7	250
Deadball Rebounds				6							
Total FG%	1st 15-31 (.484)			2nd 13-26 (.500)							OT 6-15 (.400)
3-PT FG%	1st 5-8 (.625)			2nd 0-6 (.000)							OT 2-5 (.400)
FT%	1st 6-9 (.667)			2nd 6-11 (.545)							OT 4-6 (.667)

UM (12-11, 6-9)	FG	3FG	FT	REB	PF	PTS	A	TO	BL	S	MN
Name	M-A	M-A	M-A	O-D-T							
EDWARDS	4-14	2-9	3-5	3-4-7	0	13	6	2	0	3	40
FRASER	0-0	0-0	2-4	0-1-1	1	2	0	0	0	0	7
RICH	18-25	0-0	7-11	6-7-13	4	43	1	1	1	1	42
NORRIS	2-4	0-2	0-0	0-1-1	5	4	4	2	0	3	24
McCORMICK	0-5	0-4	2-2	1-0-1	1	2	2	1	0	1	21
Rosa	0-0	0-0	0-0	0-2-2	0	0	4	1	0	1	12
Clark	1-2	0-0	1-2	2-1-3	4	3	0	3	0	0	13
James	7-13	0-0	8-9	5-4-9	4	22	0	4	4	0	43
Frazier	0-11	0-1	4-6	3-3-6	2	4	4	0	0	3	28
Pearson	0-1	0-0	1-2	1-1-2	1	1	1	0	0	0	5
Davis	0-0	0-0	0-0	0-0-0	1	0	0	0	0	0	3
Barker	1-2	0-1	0-0	1-0-1	1	2	0	0	0	0	12
Team				5-3-8							
Team Totals	33-77	2-17	28-41	27-27-54	24	96	21	15	5	11	250
Deadball Rebounds				6							
Total FG%	1st 13-30 (.433)			2nd 16-35 (.457)							OT 4-12 (.333)
3-PT FG%	1st 1-7 (.143)			2nd 1-9 (.111)							OT 0-1 (.000)
FT%	1st 6-9 (.667)			2nd 7-12 (.583)							OT 15-20 (.750)

SCORE BY PERIODS	1	2	OT	OT	F
St. John's	41	32	8	10	91
MIAMI	33	40	8	15	96

Technical: None. Officials: Clougherty, Scagliotta, Patillo. Attendance: 2,871.

RUTGERS 71, MIAMI 55

February 25, 1996; Louis Brown Athletic Center, Piscataway, NJ

UM (12-12, 6-10)	FG	3FG	FT	REB	PF	PTS	A	TO	BL	S	MN
Name	M-A	M-A	M-A	O-D-T							
EDWARDS	7-14	3-9	3-8	1-6-7	1	20	3	5	1	2	34
FRASER	2-6	0-0	2-2	0-1-1	2	6	0	2	0	0	19
RICH	4-7	0-0	4-5	5-1-6	4	12	0	3	1	1	33
NORRIS	0-3	0-2	0-0	0-3-3	2	0	1	3	0	0	28
FRAZIER	0-1	0-1	0-0	0-1-1	4	0	1	3	0	1	25
Clark	0-0	0-0	0-0	0-0-0	2	0	0	0	0	0	2
James	4-7	0-0	3-4	2-2-4	1	11	1	1	1	0	22
Rosa	1-4	0-2	0-0	0-2-2	0	2	3	1	0	5	12
Barker	0-2	0-1	2-2	1-1-2	2	2	1	0	0	0	10
Pearson	1-1	0-0	0-0	0-0-0	1	2	0	0	0	0	3
McCormick	0-0	0-0	0-0	0-0-0	1	0	0	0	0	0	8
Davis	0-0	0-0	0-0	0-0-0	0	0	0	1	0	0	1
Waggoner	0-0	0-0	0-0	0-0-0	0	0	0	0	0	0	3
Team				1-3-4							
Team Totals	19-45	3-15	14-21	10-20-30	20	55	10	21	3	9	200
Deadball Rebounds				5							
Total FG%	1st 8-21 (.381)			2nd 11-24 (.458)							Game 19-45 (.422)
3-PT FG%	1st 2-8 (.250)			2nd 1-7 (.143)							Game 3-15 (.200)
FT%	1st 7-8 (.875)			2nd 7-13 (.538)							Game 14-21 (.667)

RU (9-15, 6-10)	FG	3FG	FT	REB	PF	PTS	A	TO	BL	S	MN
Name	M-A	M-A	M-A	O-D-T							
KOLBASOVSKY	2-11	1-6	2-2	2-4-6	4	7	2	1	0	0	21
HODGSON	3-8	2-3	2-2	3-1-4	3	10	2	2	0	0	31
CLARK	0-1	0-0	0-0	2-4-6	4	0	1	2	1	2	27
BILLET	1-6	1-5	2-2	0-1-1	0	5	1	2	0	0	26
SANTIAGO	9-14	4-9	2-2	0-2-2	1	24	4	3	0	1	36
McCrimmon	6-8	0-0	5-5	2-2-4	1	17	0	3	0	2	27
Karner	1-3	1-3	3-5	0-3-3	5	6	5	1	0	0	23
Gilligan	0-0	0-0	0-0	0-0-0	0	0	0	0	0	0	4
Marange	0-1	0-0	0-0	1-0-1	1	0	0	0	0	0	4
Mattijasevic	1-3	0-0	0-0	0-0-0	1	2	0	1	0	0	1
Team				3-2-5							
Team Totals	23-55	9-26	16-18	13-19-32	20	71	15	15	1	5	200
Deadball Rebounds				0							
Total FG%	1st 13-33 (.394)			2nd 10-22 (.455)							Game 23-55 (.418)
3-PT FG%	1st 4-17 (.235)			2nd 5-9 (.556)							Game 9-26 (.346)
FT%	1st 5-5 (1.000)			2nd 11-13 (.846)							Game 16-18 (.889)

SCORE BY PERIODS	1	2	F
MIAMI	25	30	55
Rutgers	35	36	71

Technical: None. Officials: Silvester, Haney, Adams. Attendance: 8,012.

MIAMI 71, NOTRE DAME 59

February 28, 1996; Joyce Center; Notre Dame, IN

UM (13-12, 7-10)	FG	3FG	FT	REB	PF	PTS	A	TO	BL	S	MN
Name	M-A	M-A	M-A	O-D-T							
EDWARDS	3-10	2-5	2-2	1-1-2	2	10	4	1	0	1	28
FRASER	1-3	0-0	0-0	0-3-3	3	2	2	0	1	2	17
RICH	7-12	0-0	0-0	0-3-3	3	14	0	3	1	1	27
NORRIS	3-7	2-3	0-0	2-4-6	2	8	1	2	0	1	25
McCORMICK	3-6	3-5	0-0	1-1-2	1	9	4	0	0	0	23
Frazier	0-0	0-0	1-2	0-2-2	1	1	1	1	0	0	14
James	4-8	2-4	4-5	3-5-8	2	14	1	1	1	1	23
Rosa	0-1	0-0	2-3	0-4-4	2	2	3	1	0	1	15
Pearson	2-4	0-0	0-0	0-1-1	3	4	1	1	0	0	12
Clark	1-2	0-0	2-2	0-1-1	0	4	0	0	0	0	12
Barker	1-1	1-1	0-0	0-0-0	0	3	0	0	0	0	11
Waggoner	0-0	0-0	0-0	0-0-0	0	0	0	0	0	0	1
Timpf	0-0	0-0	0-0	0-0-0	0	0	0	0	0	0	1
Davis	0-0	0-0	0-0	0-0-0	0	0	0	0	0	0	1
Team				0-2-2							
Team Totals	25-54	10-18	11-14	7-27-34	20	71	17	11	3	7	200
Deadball Rebounds				1							


1995-96 Individual Statistics

#13 CHUCK BARKER

Date	Opponent	GP-GS	MIN	FG M-A	PCT.	3-PT FG M-A	PCT.	FT M-A	PCT.	REB O-D-T	PF-DQ	A	TO	BS	ST	PTS
11/24	N.E. ILLINOIS	1-0	7	0-1	.000	0-0	.000	2-2	1.000	0-0-0	0-0	0	0	0	0	2
11/27	Florida Atlantic	1-0	3	0-0	.000	0-0	.000	0-0	.000	0-0-0	0-0	0	0	0	0	0
12/2	SETON HALL							DNP								
12/5	VILLANOVA							DNP								
12/9	FLORIDA A&M							DNP-INJURED								
12/16	WINTHROP							DNP								
12/20	FLORIDA ATLANTIC							DNP								
12/23	CLEMSON							DNP								
12/27	TENNESSEE							DNP								
12/29	COLUMBIA							DNP								
1/3	SYRACUSE							DNP								
1/6	Connecticut	1-0	2	0-0	.000	0-0	.000	2-2	1.000	0-0-0	0-0	0	0	0	0	2
1/10	Seton Hall							DNP								
1/13	Georgetown							DNP								
1/20	PITTSBURGH							DNP								
1/23	NOTRE DAME							DNP								
1/27	Villanova	1-0	3	0-0	.000	0-0	.000	2-2	1.000	0-0-0	0-0	0	1	0	0	2
2/1	Syracuse	1-0	8	1-3	.333	0-1	.000	0-0	.000	1-1-2	1-0	0	0	0	0	2
2/6	WEST VIRGINIA							DNP								
2/10	BOSTON COLLEGE							DNP								
2/14	Providence	1-0	1	0-1	.000	0-1	.000	0-0	.000	0-0-0	0-0	0	0	0	0	0
2/17	West Virginia							DNP								
2/20	ST. JOHN'S	1-0	12	1-2	.500	0-1	.000	0-0	.000	1-0-1	1-0	0	0	0	0	2
2/25	Rutgers	1-0	10	0-2	.000	0-1	.000	2-2	1.000	1-1-2	2-0	1	0	0	0	2
2/28	Notre Dame	1-0	1	1-1	1.000	1-1	1.000	0-0	.000	0-0-0	0-0	0	0	0	0	3
3/2	PROVIDENCE							DNP								
3/6	Rutgers							DNP								
3/7	Georgetown	1-0	2	0-0	.000	0-0	.000	1-2	.500	0-0-0	0-0	0	0	0	0	1
TOTALS		10-0	49	3-10	.300	1-5	.200	9-10	.900	3-2-5	4-0	1	1	0	0	16

#33 CLIFTON CLARK

Date	Opponent	GP-GS	MIN	FG M-A	PCT.	3-PT FG M-A	PCT.	FT M-A	PCT.	REB O-D-T	PF-DQ	A	TO	BS	ST	PTS
11/24	N.E. ILLINOIS	1-1	22	3-8	.375	0-1	.000	2-2	1.000	0-6-6	2-0	1	2	0	2	8
11/27	Florida Atlantic	1-1	26	2-5	.400	0-1	.000	3-4	.750	2-4-6	0-0	1	0	0	2	7
12/2	SETON HALL	1-1	27	10-15	.667	0-0	.000	4-7	.571	2-1-3	1-0	2	1	2	3	24
12/5	VILLANOVA	1-1	25	4-9	.444	2-3	.667	2-2	1.000	1-1-2	4-0	1	1	0	0	12
12/9	FLORIDA A&M	1-1	22	6-8	.750	0-0	.000	4-4	1.000	0-3-3	0-0	2	2	0	3	16
12/16	WINTHROP	1-1	19	3-11	.273	0-0	.000	3-7	.429	2-1-3	1-0	1	0	0	1	9
12/20	FLORIDA ATLANTIC	1-1	22	1-3	.333	1-1	1.000	2-4	.500	2-2-4	1-0	3	4	0	1	5
12/23	CLEMSON	1-1	27	2-7	.286	1-1	1.000	2-4	.500	2-3-5	1-0	0	1	0	2	7
12/27	TENNESSEE	1-1	18	0-4	.000	0-1	.000	2-4	.500	1-0-1	3-0	0	2	0	0	2
12/29	COLUMBIA	1-1	18	2-4	.500	0-0	.000	2-2	1.000	0-2-2	2-0	2	4	0	0	6
1/3	SYRACUSE	1-1	28	5-10	.500	0-1	.000	0-1	.000	0-2-2	0-0	4	2	0	2	10
1/6	Connecticut	1-1	29	3-7	.429	1-3	.333	2-2	1.000	0-3-3	3-0	3	1	1	1	9
1/10	Seton Hall	1-1	28	1-5	.200	0-2	.000	3-4	.750	1-2-3	4-0	0	2	0	2	5
1/13	Georgetown	1-1	15	2-4	.500	0-1	.000	0-0	.000	1-4-5	1-0	2	3	0	0	4
1/20	PITTSBURGH	1-1	13	0-1	.000	0-0	.000	0-0	.000	1-1-2	1-0	0	1	0	0	0
1/23	NOTRE DAME	1-1	22	1-5	.200	0-0	.000	1-3	.333	1-2-3	1-0	0	2	0	0	3
1/27	Villanova	1-1	17	2-7	.286	0-1	.000	0-1	.000	1-1-2	2-0	3	2	0	0	4
2/1	Syracuse	1-1	18	2-6	.333	0-1	.000	1-2	.500	2-0-2	0-0	2	3	0	1	5
2/6	WEST VIRGINIA	1-1	5	0-2	.000	0-1	.000	0-0	.000	1-1-2	1-0	0	2	0	0	0
2/10	BOSTON COLLEGE	1-0	5	0-0	.000	0-0	.000	0-0	.000	0-0-0	0-0	0	1	0	0	0
2/14	Providence	1-0	13	1-4	.250	0-1	.000	3-4	.750	2-1-3	0-0	0	0	0	0	5
2/17	West Virginia	1-0	14	2-4	.500	0-1	.000	2-4	.500	0-1-1	0-0	2	1	0	1	6
2/20	ST. JOHN'S	1-0	13	1-2	.500	0-0	.000	1-2	.500	2-1-3	4-0	0	3	0	0	3
2/25	Rutgers	1-0	2	0-0	.000	0-0	.000	0-0	.000	0-0-0	2-0	0	0	0	0	0
2/28	Notre Dame	1-0	12	1-2	.500	0-0	.000	2-2	1.000	0-1-1	0-0	0	0	0	0	4
3/2	PROVIDENCE	1-0	8	1-3	.333	0-0	.000	0-0	.000	1-2-3	1-0	1	0	0	0	2
3/6	Rutgers	1-0	9	2-3	.667	0-0	.000	0-0	.000	1-0-1	0-0	0	0	0	1	4
3/7	Georgetown	1-0	20	4-10	.400	0-0	.000	0-0	.000	3-2-5	3-0	0	0	0	0	8
TOTALS		28-19	497	61-149	.409	5-20	.250	41-65	.631	29-47-76	38-0	30	40	3	22	168



1995-96 Individual Statistics

#55 WILL DAVIS

Date	Opponent	GP-GS	MIN	FG M-A	PCT.	3-PT FG M-A	PCT.	FT M-A	PCT.	REB O-D-T	PF-DQ	A	TO	BS	ST	PTS
11/24	N.E. ILLINOIS	1-0	7	2-2	1.000	0-0	.000	2-4	.500	4-0-4	0-0	0	0	2	0	6
11/27	Florida Atlantic	1-0	7	0-4	.000	0-0	.000	0-0	.000	1-2-3	1-0	0	0	0	0	0
12/2	SETON HALL	1-0	12	1-3	.333	0-0	.000	2-4	.500	1-2-3	1-0	0	0	0	0	4
12/5	VILLANOVA	1-0	5	1-2	.500	0-0	.000	0-0	.000	0-0-0	0-0	1	0	0	0	2
12/9	FLORIDA A&M	1-0	13	1-2	.500	0-0	.000	2-2	1.000	1-1-2	2-0	0	2	2	0	4
12/16	WINTHROP	1-0	12	2-3	.667	0-0	.000	0-0	.000	1-2-3	3-0	0	0	2	1	4
12/20	FLORIDA ATLANTIC	1-0	13	1-3	.333	0-0	.000	3-4	.750	2-0-2	0-0	0	0	2	1	5
12/23	CLEMSON	1-0	4	0-0	.000	0-0	.000	0-0	.000	0-0-0	2-0	0	1	0	0	0
12/27	TENNESSEE	1-0	13	2-5	.400	0-0	.000	0-0	.000	0-2-2	0-0	0	1	1	0	4
12/29	COLUMBIA	1-0	13	2-3	.667	0-0	.000	1-4	.250	1-0-1	2-0	0	0	1	0	5
1/3	SYRACUSE	1-0	5	0-1	.000	0-0	.000	0-0	.000	0-1-1	1-0	0	0	0	0	0
1/6	Connecticut	1-0	1	0-1	.000	0-0	.000	0-0	.000	0-0-0	0-0	0	0	0	0	0
1/10	Seton Hall	1-0	2	0-0	.000	0-0	.000	1-2	.500	0-1-1	1-0	0	1	0	0	1
1/13	Georgetown							DNP-INJURED								
1/20	PITTSBURGH							DNP-INJURED								
1/23	NOTRE DAME							DNP-INJURED								
1/27	Villanova							DNP-INJURED								
2/1	Syracuse							DNP-INJURED								
2/6	WEST VIRGINIA							DNP-INJURED								
2/10	BOSTON COLLEGE							DNP-INJURED								
2/14	Providence							DNP-INJURED								
2/17	West Virginia	1-0	1	0-0	.000	0-0	.000	0-0	.000	0-0-0	0-0	0	0	0	0	0
2/20	ST. JOHN'S	1-0	3	0-0	.000	0-0	.000	0-0	.000	0-0-0	1-0	0	0	0	0	0
2/25	Rutgers	1-0	1	0-0	.000	0-0	.000	0-0	.000	0-0-0	0-0	0	1	0	0	0
2/28	Notre Dame	1-0	1	0-0	.000	0-0	.000	0-0	.000	0-0-0	0-0	0	0	0	0	0
3/2	PROVIDENCE							DNP								
3/6	Rutgers							DNP								
3/7	Georgetown							DNP								
TOTALS		17-0	113	12-29	.414	0-0	.000	11-20	.550	11-11-22	14-0	1	6	10	2	35

#15 NICK DONOVAN

Date	Opponent	GP-GS	MIN	FG M-A	PCT.	3-PT FG M-A	PCT.	FT M-A	PCT.	REB O-D-T	PF-DQ	A	TO	BS	ST	PTS
11/24	N.E. ILLINOIS	1-0	9	1-3	.333	0-1	.000	0-0	.000	0-4-4	3-0	0	1	0	0	2
11/27	Florida Atlantic	1-0	6	2-3	.667	0-0	.000	1-2	.500	0-1-1	0-0	0	1	0	0	5
12/2	SETON HALL							DNP								
12/5	VILLANOVA							DNP								
12/9	FLORIDA A&M	1-0	5	0-1	.000	0-0	.000	1-2	.500	0-0-0	1-0	0	0	0	0	1
12/16	WINTHROP	1-0	5	1-2	.500	0-0	.000	1-2	.500	0-0-0	0-0	0	0	0	0	3
12/20	FLORIDA ATLANTIC							DNP								
12/23	CLEMSON							DNP								
12/27	TENNESSEE							DNP								
12/29	COLUMBIA							DNP								
1/3	SYRACUSE							DNP								
1/6	Connecticut	1-0	2	0-1	.000	0-0	.000	0-2	.000	0-1-1	0-0	0	0	0	0	0
1/10	Seton Hall							DNP								
1/13	Georgetown							DNP								
1/20	PITTSBURGH							DNP								
1/23	NOTRE DAME							DNP								
1/27	Villanova	1-0	3	1-2	.500	0-0	.000	1-2	.500	1-0-1	2-0	0	0	0	0	3
2/1	Syracuse	1-0	7	0-2	.000	0-0	.000	0-0	.000	1-0-1	2-0	0	0	0	1	0
2/6	WEST VIRGINIA							DNP								
2/10	BOSTON COLLEGE							DNP								
2/14	Providence							DNP								
2/17	West Virginia							DNP								
2/20	ST. JOHN'S							DNP								
2/25	Rutgers							DNP								
2/28	Notre Dame							DNP								
3/2	PROVIDENCE							DNP								
3/6	Rutgers							DNP								
3/7	Georgetown	1-0	1	0-0	.000	0-0	.000	0-0	.000	0-0-0	0-0	0	0	0	0	0
TOTALS		8-0	38	5-14	.357	0-1	.000	4-10	.400	2-6-8	8-0	0	2	0	1	14

1995-96 Individual Statistics

#21 STEVEN EDWARDS

Date	Opponent	GP-GS	MIN	FG M-A	PCT.	3-PT FG M-A	PCT.	FT M-A	PCT.	REB O-D-T	PF-DQ	A	TO	BS	ST	PTS
11/24	N.E. ILLINOIS	1-1	23	5-10	.500	0-3	.000	1-2	.500	3-2-5	3-0	2	1	0	1	11
11/27	Florida Atlantic	1-1	24	3-7	.429	2-5	.400	4-4	1.000	1-2-3	4-0	0	1	0	1	12
12/2	SETON HALL	1-1	28	4-11	.364	2-9	.222	5-6	.833	0-2-2	0-0	3	3	1	0	15
12/5	VILLANOVA	1-0	26	3-7	.429	2-5	.400	0-0	.000	1-3-4	0-0	3	2	0	0	8
12/9	FLORIDA A&M	1-1	25	4-6	.667	2-4	.500	0-1	.000	0-1-1	0-0	2	2	0	0	10
12/16	WINTHROP	1-1	24	6-14	.429	4-8	.500	6-9	.667	1-0-1	1-0	3	2	1	3	22
12/20	FLORIDA ATLANTIC	1-0	31	4-13	.308	2-8	.250	0-0	.000	2-5-7	0-0	2	4	0	0	10
12/23	CLEMSON	1-1	38	3-15	.200	2-10	.200	5-7	.714	2-2-4	3-0	2	3	0	1	13
12/27	TENNESSEE	1-1	28	2-8	.250	1-6	.167	1-2	.500	1-3-4	4-0	4	4	0	2	6
12/29	COLUMBIA	1-1	29	4-8	.500	3-6	.500	4-4	1.000	0-1-1	2-0	5	2	1	2	15
1/3	SYRACUSE	1-1	24	3-7	.429	2-5	.400	5-5	1.000	1-2-3	0-0	4	5	0	2	13
1/6	Connecticut	1-1	24	4-8	.500	2-3	.667	3-4	.750	0-2-2	2-0	1	2	0	0	13
1/10	Seton Hall	1-1	33	7-15	.467	4-12	.333	0-0	.000	4-0-4	3-0	0	1	1	3	18
1/13	Georgetown	1-1	38	8-11	.727	5-7	.714	2-5	.400	1-3-4	2-0	3	3	1	3	23
1/20	PITTSBURGH	1-1	32	5-9	.556	4-8	.500	7-9	.778	2-8-10	1-0	1	2	1	3	21
1/23	NOTRE DAME	1-1	35	3-12	.250	1-8	.125	3-5	.600	3-6-9	0-0	8	2	0	1	10
1/27	Villanova	1-1	35	7-11	.636	3-6	.500	4-6	.667	3-1-4	2-0	1	4	1	0	21
2/1	Syracuse	1-1	34	4-16	.250	4-10	.400	1-4	.250	1-3-4	3-0	2	2	0	3	13
2/6	WEST VIRGINIA	1-1	34	5-11	.455	3-8	.375	2-3	.667	1-3-4	5-1	5	3	1	2	15
2/10	BOSTON COLLEGE	1-1	31	5-19	.263	2-13	.154	0-0	.000	2-4-6	3-0	1	2	0	0	12
2/14	Providence	1-1	34	2-9	.222	2-8	.250	3-4	.750	1-4-5	3-0	1	2	0	2	9
2/17	West Virginia	1-1	25	1-7	.143	0-6	.000	0-2	.000	2-0-2	1-0	3	1	0	1	2
2/20	ST. JOHN'S	1-1	40	4-14	.286	2-9	.222	3-5	.600	3-4-7	0-0	6	2	0	3	13
2/25	Rutgers	1-1	34	7-14	.500	3-9	.333	3-8	.375	1-6-7	1-0	3	5	1	2	20
2/28	Notre Dame	1-1	28	3-10	.300	2-5	.400	2-2	1.000	1-1-2	2-0	4	1	0	1	10
3/2	PROVIDENCE	1-1	32	2-7	.286	1-5	.200	4-4	1.000	3-4-7	4-0	3	3	1	0	9
3/6	Rutgers	1-1	30	6-12	.500	5-11	.455	0-0	.000	2-4-6	3-0	3	2	0	0	17
3/7	Georgetown	1-1	27	0-4	.000	0-3	.000	0-0	.000	1-1-2	2-0	5	1	0	0	0
TOTALS		28-27	846	114-295	.386	65-200	.325	68-101	.673	43-77-120	54-1	80	67	10	36	361

#3 ALEX FRASER

Date	Opponent	GP-GS	MIN	FG M-A	PCT.	3-PT FG M-A	PCT.	FT M-A	PCT.	REB O-D-T	PF-DQ	A	TO	BS	ST	PTS
11/24	N.E. ILLINOIS	1-1	19	5-7	.714	0-0	.000	2-3	.667	4-1-5	3-0	1	2	0	2	12
11/27	Florida Atlantic	1-1	28	5-8	.625	0-0	.000	0-0	.000	4-3-7	2-0	1	2	1	1	10
12/2	SETON HALL	1-1	29	6-8	.750	0-0	.000	5-8	.625	2-6-8	2-0	1	3	1	0	17
12/5	VILLANOVA	1-1	29	5-10	.500	0-0	.000	2-2	1.000	2-1-3	3-0	1	3	0	1	12
12/9	FLORIDA A&M	1-1	20	1-4	.250	0-0	.000	1-2	.500	1-1-2	2-0	1	2	0	1	3
12/16	WINTHROP	1-1	21	2-5	.400	0-0	.000	2-2	1.000	1-3-4	2-0	1	2	0	3	6
12/20	FLORIDA ATLANTIC	1-1	22	2-9	.222	0-0	.000	3-4	.750	3-1-4	1-0	1	2	1	4	7
12/23	CLEMSON	1-1	17	0-2	.000	0-1	.000	3-4	.750	0-3-3	2-0	0	2	0	0	3
12/27	TENNESSEE	1-1	16	0-2	.000	0-0	.000	1-2	.500	1-3-4	0-0	0	1	0	0	1
12/29	COLUMBIA	1-1	19	1-3	.333	0-0	.000	0-0	.000	1-4-5	1-0	0	2	2	1	2
1/3	SYRACUSE	1-1	28	6-6	1.000	0-0	.000	0-0	.000	0-4-4	4-0	3	1	0	0	12
1/6	Connecticut	1-1	22	2-5	.400	0-0	.000	0-0	.000	2-2-4	0-0	0	3	0	0	4
1/10	Seton Hall	1-1	29	3-6	.500	0-0	.000	2-6	.333	3-3-6	3-0	2	0	0	0	8
1/13	Georgetown	1-1	22	1-1	1.000	0-0	.000	0-2	.000	1-3-4	5-1	0	1	0	3	2
1/20	PITTSBURGH	1-1	14	2-4	.500	0-0	.000	0-0	.000	1-4-5	2-0	0	0	0	0	4
1/23	NOTRE DAME	1-1	23	3-6	.500	0-0	.000	2-4	.500	3-6-9	3-0	0	4	0	1	8
1/27	Villanova	1-1	20	4-6	.667	0-0	.000	0-0	.000	1-2-3	2-0	0	1	0	1	8
2/1	Syracuse	1-1	23	2-7	.286	0-0	.000	2-6	.333	0-2-2	5-1	0	1	0	0	6
2/6	WEST VIRGINIA	1-1	21	1-3	.333	0-0	.000	0-4	.000	1-0-1	3-0	0	1	0	1	2
2/10	BOSTON COLLEGE	1-1	27	5-7	.714	0-0	.000	2-2	1.000	2-1-3	4-0	0	1	1	3	12
2/14	Providence	1-1	19	1-6	.167	0-0	.000	0-0	.000	2-4-6	0-0	2	4	0	2	2
2/17	West Virginia	1-1	22	3-6	.500	0-0	.000	0-0	.000	3-3-6	2-0	1	1	2	1	6
2/20	ST. JOHN'S	1-1	7	0-0	.000	0-0	.000	2-4	.500	0-1-1	1-0	0	0	0	0	2
2/25	Rutgers	1-1	19	2-6	.333	0-0	.000	2-2	1.000	0-1-1	2-0	0	2	0	0	6
2/28	Notre Dame	1-1	17	1-3	.333	0-0	.000	0-0	.000	0-3-3	3-0	2	0	1	2	2
3/2	PROVIDENCE	1-0	12	2-3	.667	0-0	.000	2-2	1.000	2-0-2	2-0	0	1	0	1	6
3/6	Rutgers	1-1	19	2-3	.667	0-0	.000	0-2	.000	1-1-2	1-0	0	0	0	2	4
3/7	Georgetown	1-1	15	1-4	.250	0-0	.000	3-5	.600	0-1-1	2-0	1	1	0	0	5
TOTALS		28-27	579	68-140	.486	0-1	.000	36-66	.545	41-67-108	62-2	18	43	9	30	172

1995-96 UNIVERSITY OF MASSACHUSETTS BASKETBALL MEDIA GUIDE

1995-96 Individual Statistics

#0 STEVE FRAZIER

Date	Opponent	GP-GS	MIN	FG M-A	PCT.	3-PT FG M-A	PCT.	FT M-A	PCT.	REB O-D-T	PF-DQ	A	TO	BS	ST	PTS
11/24	N.E. ILLINOIS	1-0	18	2-5	.400	0-1	.000	4-5	.800	0-4-4	1-0	3	3	1	0	8
11/27	Florida Atlantic	1-0	18	6-8	.750	5-6	.833	0-0	.000	0-4-4	3-0	0	1	0	1	17
12/2	SETON HALL	1-0	21	2-7	.286	2-4	.500	2-4	.500	0-2-2	4-0	0	1	0	3	8
12/5	VILLANOVA	1-1	28	5-10	.500	1-3	.333	0-0	.000	3-2-5	2-0	2	4	0	2	11
12/9	FLORIDA A&M	1-0	18	3-7	.429	1-4	.250	0-0	.000	0-0-0	2-0	2	1	0	2	7
12/16	WINTHROP	1-0	21	4-8	.500	2-4	.500	5-6	.833	3-2-5	0-0	1	2	1	2	15
12/20	FLORIDA ATLANTIC	1-0	26	4-11	.364	2-6	.333	2-2	1.000	2-2-4	3-0	4	1	1	1	12
12/23	CLEMSON	1-0	25	2-10	.200	1-4	.250	2-3	.667	4-4-8	5-1	3	6	0	1	7
12/27	TENNESSEE	1-0	28	2-6	.333	0-1	.000	0-0	.000	0-2-2	0-0	2	1	0	0	4
12/29	COLUMBIA	1-0	22	1-4	.250	1-4	.250	4-6	.667	2-4-6	2-0	1	3	0	0	7
1/3	SYRACUSE	1-0	28	1-8	.125	0-3	.000	1-2	.500	1-1-2	2-0	5	2	0	3	3
1/6	Connecticut	1-0	20	0-6	.000	0-5	.000	0-0	.000	0-0-0	3-0	2	2	0	1	0
1/10	Seton Hall	1-0	23	0-2	.000	0-0	.000	0-0	.000	0-4-4	4-0	2	1	0	0	0
1/13	Georgetown	1-0	27	3-9	.333	1-3	.333	2-4	.500	3-2-5	1-0	3	7	0	1	9
1/20	PITTSBURGH	1-0	30	1-7	.143	0-1	.000	4-6	.667	2-4-6	1-0	3	1	0	0	6
1/23	NOTRE DAME	1-0	14	2-3	.667	0-1	.000	4-8	.500	0-2-2	1-0	0	0	0	0	8
1/27	Villanova	1-0	15	2-5	.400	2-4	.500	0-0	.000	1-1-2	2-0	1	4	0	1	6
2/1	Syracuse	1-0	7	0-2	.000	0-2	.000	0-0	.000	1-1-2	0-0	0	1	0	0	0
2/6	WEST VIRGINIA	1-0	18	4-5	.800	3-4	.750	1-2	.500	1-1-2	0-0	1	1	0	0	12
2/10	BOSTON COLLEGE	1-1	25	3-9	.333	1-4	.250	1-2	.500	2-1-3	4-0	6	1	0	0	8
2/14	Providence	1-1	22	3-6	.500	0-2	.000	1-1	1.000	0-1-1	1-0	1	3	0	0	7
2/17	West Virginia	1-0	22	3-6	.500	2-4	.500	0-0	.000	0-2-2	5-1	0	0	1	0	8
2/20	ST. JOHN'S	1-0	28	0-11	.000	0-1	.000	4-6	.667	3-3-6	2-0	4	0	0	3	4
2/25	Rutgers	1-1	25	0-1	.000	0-1	.000	0-0	.000	0-1-1	4-0	1	3	0	1	0
2/28	Notre Dame	1-0	14	0-0	.000	0-0	.000	1-2	.500	0-2-2	1-0	1	1	0	0	1
3/2	PROVIDENCE	1-0	24	5-6	.833	2-3	.667	2-2	1.000	1-1-2	1-0	1	3	0	0	14
3/6	Rutgers	1-1	36	2-6	.333	0-2	.000	3-4	.750	1-6-7	2-0	7	1	1	0	7
3/7	Georgetown	1-1	24	1-6	.167	1-3	.333	4-4	1.000	1-2-3	5-1	1	2	0	0	24
TOTALS		28-6	627	61-174	.351	27-80	.338	47-69	.681	31-61-92	61-3	57	56	5	22	196

1995-96 Individual Statistics

#11 TOREY McCORMICK

Date	Opponent	GP-GS	MIN	FG M-A	PCT.	3-PT FG M-A	PCT.	FT M-A	PCT.	REB O-D-T	PF-DQ	A	TO	BS	ST	PTS
11/24	N.E. ILLINOIS	1-0	10	0-1	.000	0-1	.000	0-0	.000	0-2-2	3-0	2	4	1	0	0
11/27	Florida Atlantic	1-0	14	1-2	.500	1-2	.500	4-4	1.000	0-3-3	0-0	1	2	0	0	7
12/2	SETON HALL	1-0	4	0-0	.000	0-0	.000	0-0	.000	0-0-0	0-0	1	0	0	0	0
12/5	VILLANOVA	1-0	4	0-0	.000	0-0	.000	0-0	.000	0-0-0	0-0	0	0	0	0	0
12/9	FLORIDA A&M	1-0	8	0-1	.000	0-1	.000	2-2	1.000	0-0-0	1-0	1	1	0	1	2
12/16	WINTHROP	1-0	12	1-2	.500	1-2	.500	0-0	.000	1-0-1	1-0	2	0	0	0	3
12/20	FLORIDA ATLANTIC	1-0	4	0-0	.000	0-0	.000	0-0	.000	0-0-0	0-0	1	0	0	0	0
12/23	CLEMSON							DNP								
12/27	TENNESSEE	1-0	7	0-0	.000	0-0	.000	0-0	.000	0-0-0	0-0	1	0	0	0	0
12/29	COLUMBIA	1-0	11	2-4	.500	1-3	.333	0-0	.000	0-2-2	1-0	1	0	0	0	5
1/3	SYRACUSE							DNP								
1/6	Connecticut	1-0	5	0-0	.000	0-0	.000	2-2	1.000	1-1-2	1-0	0	0	0	0	2
1/10	Seton Hall	1-0	1	0-0	.000	0-0	.000	0-0	.000	0-0-0	0-0	0	0	0	0	0
1/13	Georgetown							DNP								
1/20	PITTSBURGH	1-0	5	1-1	1.000	1-1	1.000	0-0	.000	0-0-0	2-0	1	0	0	0	3
1/23	NOTRE DAME	1-0	9	1-3	.333	0-2	.000	0-0	.000	1-1-2	0-0	0	0	0	1	2
1/27	Villanova	1-0	9	0-2	.000	0-1	.000	0-0	.000	0-0-0	3-0	0	0	0	0	0
2/1	Syracuse	1-0	11	0-4	.000	0-3	.000	0-0	.000	0-0-0	3-0	1	2	0	1	0
2/6	WEST VIRGINIA	1-0	23	1-2	.500	1-2	.500	2-2	1.000	1-2-3	1-0	2	0	0	2	5
2/10	BOSTON COLLEGE	1-0	22	1-2	.500	1-2	.500	1-2	.500	0-1-1	1-0	1	2	0	0	4
2/14	Providence	1-0	12	0-3	.000	0-3	.000	0-0	.000	0-0-0	1-0	2	1	0	0	0
2/17	West Virginia	1-1	19	5-10	.500	4-9	.444	2-2	1.000	1-2-3	1-0	0	3	0	2	16
2/20	ST. JOHN'S	1-1	21	0-5	.000	0-4	.000	2-2	1.000	1-0-1	1-0	2	1	0	1	2
2/25	Rutgers	1-0	8	0-0	.000	0-0	.000	0-0	.000	0-0-0	1-0	0	0	0	0	0
2/28	Notre Dame	1-1	23	3-6	.500	3-5	.600	0-0	.000	1-1-2	1-0	4	0	0	0	9
3/2	PROVIDENCE	1-1	16	1-6	.167	0-3	.000	0-0	.000	1-1-2	2-0	1	0	0	0	2
3/6	Rutgers	1-0	5	0-0	.000	0-0	.000	0-0	.000	0-0-0	0-0	1	0	0	0	0
3/7	Georgetown	1-0	7	1-3	.333	1-3	.333	0-0	.000	0-0-0	2-0	0	0	0	1	3
TOTALS		25-4	270	18-57	.316	14-47	.298	15-16	.938	8-16-24	26-0	25	16	1	9	65

#12 KEVIN NORRIS

Date	Opponent	GP-GS	MIN	FG M-A	PCT.	3-PT FG M-A	PCT.	FT M-A	PCT.	REB O-D-T	PF-DQ	A	TO	BS	ST	PTS
11/24	N.E. ILLINOIS	1-1	18	2-5	.400	0-0	.000	1-2	.500	0-3-3	4-0	3	4	0	1	5
11/27	Florida Atlantic	1-1	20	1-3	.333	0-1	.000	0-0	.000	0-0-0	0-0	4	1	0	0	2
12/2	SETON HALL	1-1	27	0-4	.000	0-1	.000	2-2	1.000	0-4-4	3-0	6	2	0	4	2
12/5	VILLANOVA	1-1	26	2-8	.250	1-6	.167	0-0	.000	0-3-3	4-0	4	3	0	1	5
12/9	FLORIDA A&M	1-1	23	2-3	.667	1-1	1.000	0-0	.000	0-3-3	2-0	3	6	0	2	5
12/16	WINTHROP	1-1	22	2-5	.400	1-3	.333	0-0	.000	0-0-0	1-0	5	2	0	3	5
12/20	FLORIDA ATLANTIC	1-1	15	0-2	.000	0-1	.000	1-2	.500	0-4-4	4-0	3	2	0	0	1
12/23	CLEMSON	1-1	34	1-8	.125	0-2	.000	0-0	.000	0-3-3	5-1	6	1	0	3	2
12/27	TENNESSEE	1-1	29	2-7	.286	2-4	.500	3-4	.750	0-3-3	4-0	5	1	0	2	9
12/29	COLUMBIA	1-1	33	2-5	.400	1-3	.333	4-4	1.000	0-1-1	2-0	3	5	0	1	9
1/3	SYRACUSE	1-1	34	2-5	.400	1-2	.500	1-2	.500	0-4-4	2-0	9	1	0	0	6
1/6	Connecticut	1-1	28	1-5	.200	0-2	.000	0-0	.000	0-1-1	1-0	1	4	0	0	2
1/10	Seton Hall	1-1	29	2-7	.286	1-3	.333	4-4	1.000	0-4-4	3-0	3	0	0	2	9
1/13	Georgetown	1-1	28	2-5	.400	2-2	1.000	2-4	.500	0-3-3	3-0	6	5	0	1	8
1/20	PITTSBURGH	1-1	31	1-2	.500	1-2	.500	4-5	.800	0-1-1	2-0	5	4	0	2	7
1/23	NOTRE DAME	1-1	29	3-6	.500	1-1	1.000	7-10	.700	1-6-7	2-0	1	5	0	1	14
1/27	Villanova	1-1	26	1-7	.143	1-3	.333	0-0	.000	0-1-1	1-0	4	1	0	3	3
2/1	Syracuse	1-1	26	1-4	.250	0-1	.000	0-0	.000	3-0-3	3-0	3	0	0	2	2
2/6	WEST VIRGINIA	1-1	28	3-8	.375	1-4	.250	5-6	.833	0-5-5	2-0	5	3	0	2	12
2/10	BOSTON COLLEGE	1-1	26	2-7	.286	0-2	.000	0-2	.000	3-4-7	1-0	3	1	0	3	4
2/14	Providence	1-1	33	5-8	.625	3-3	1.000	0-0	.000	0-7-7	3-0	4	3	0	3	13
2/17	West Virginia	1-1	32	1-6	.167	1-5	.200	1-2	.500	0-1-1	3-0	6	4	0	1	4
2/20	ST. JOHN'S	1-1	24	2-4	.500	0-2	.000	0-0	.000	0-1-1	5-1	4	2	0	3	4
2/25	Rutgers	1-1	28	0-3	.000	0-2	.000	0-0	.000	0-3-3	2-0	1	3	0	0	0
2/28	Notre Dame	1-1	25	3-7	.429	2-3	.667	0-0	.000	2-4-6	2-0	1	2	0	1	8
3/2	PROVIDENCE	1-1	31	1-4	.250	0-0	.000	1-2	.500	0-3-3	1-0	4	2	0	2	3
3/6	Rutgers	1-1	37	5-8	.625	3-3	1.000	7-8	.875	1-4-5	1-0	7	2	0	0	20
3/7	Georgetown	1-1	32	0-4	.000	0-3	.000	1-2	.500	0-2-2	4-0	2	6	0	2	1
TOTALS		28-28	774	49-150	.327	23-65	.354	44-61	.721	10-78-88	70-2	111	75	0	45	165

1995-96 Individual Statistics

#52 LORENZO PEARSON

Date	Opponent	GP-GS	MIN	FG M-A	PCT.	3-PT FG M-A	PCT.	FT M-A	PCT.	REB O-D-T	PF-DQ	A	TO	BS	ST	PTS
11/24	N.E. ILLINOIS	1-1	18	2-4	.500	0-0	.000	2-2	1.000	1-3-4	0-0	1	3	0	0	6
11/27	Florida Atlantic	1-1	11	0-4	.000	0-0	.000	0-0	.000	0-0-0	3-0	0	0	0	0	0
12/2	SETON HALL	1-1	8	0-0	.000	0-0	.000	0-0	.000	0-4-4	2-0	0	3	0	0	0
12/5	VILLANOVA	1-1	11	0-3	.000	0-0	.000	3-4	.750	2-1-3	1-0	0	0	0	2	3
12/9	FLORIDA A&M	1-1	11	1-3	.333	0-0	.000	0-0	.000	2-1-3	0-0	0	1	0	0	2
12/16	WINTHROP	1-1	10	2-5	.400	0-0	.000	0-0	.000	2-3-5	1-0	0	1	0	1	4
12/20	FLORIDA ATLANTIC	1-1	7	1-2	.500	0-0	.000	0-0	.000	1-1-2	2-0	0	0	1	0	2
12/23	CLEMSON	1-1	5	0-3	.000	0-0	.000	0-0	.000	2-0-2	0-0	0	0	0	0	0
12/27	TENNESSEE	1-1	5	0-2	.000	0-0	.000	0-1	.000	0-0-0	1-0	0	0	0	0	0
12/29	COLUMBIA	1-0	3	0-0	.000	0-0	.000	0-0	.000	0-0-0	1-0	0	1	0	0	0
1/3	SYRACUSE	1-0	4	1-1	1.000	0-0	.000	0-0	.000	1-0-1	0-0	0	0	0	0	2
1/6	Connecticut	1-0	11	1-1	1.000	0-0	.000	0-0	.000	0-1-1	0-0	0	1	1	0	2
1/10	Seton Hall	1-0	16	5-7	.714	0-0	.000	7-7	1.000	2-2-4	2-0	0	3	0	0	17
1/13	Georgetown	1-0	9	1-4	.250	0-0	.000	0-0	.000	2-1-3	1-0	0	1	0	0	2
1/20	PITTSBURGH	1-0	6	1-2	.500	0-0	.000	0-0	.000	0-0-0	3-0	0	0	0	0	2
1/23	NOTRE DAME	1-0	12	1-2	.500	0-0	.000	1-2	.500	0-1-1	2-0	0	0	0	0	3
1/27	Villanova	1-0	6	0-2	.000	0-0	.000	0-0	.000	0-2-2	1-0	1	1	0	0	0
2/1	Syracuse	1-1	19	6-11	.545	0-0	.000	0-2	.000	5-0-5	3-0	0	2	0	0	12
2/6	WEST VIRGINIA	1-1	15	0-0	.000	0-0	.000	0-0	.000	0-0-0	2-0	1	1	1	0	0
2/10	BOSTON COLLEGE	1-1	20	3-8	.375	0-0	.000	1-2	.500	5-2-7	2-0	1	0	2	0	7
2/14	Providence	1-1	18	1-3	.333	0-0	.000	0-0	.000	1-1-2	3-0	0	1	2	0	2
2/17	West Virginia	1-0	13	1-2	.500	0-0	.000	0-0	.000	0-1-1	3-0	1	0	0	1	2
2/20	ST. JOHN'S	1-0	5	0-1	.000	0-0	.000	1-2	.500	1-1-2	1-0	0	0	0	0	1
2/25	Rutgers	1-0	3	1-1	1.000	0-0	.000	0-0	.000	0-0-0	1-0	0	0	0	0	2
2/28	Notre Dame	1-0	12	2-4	.500	0-0	.000	0-0	.000	0-1-1	3-0	1	1	0	0	4
3/2	PROVIDENCE	1-1	11	1-4	.250	0-0	.000	2-5	.400	2-5-7	0-0	1	1	1	1	4
3/6	Rutgers	1-0	14	2-3	.667	0-0	.000	0-1	.000	1-2-3	2-0	0	1	1	0	4
3/7	Georgetown	1-0	11	2-3	.667	0-0	.000	0-0	.000	1-3-4	5-1	0	2	0	1	4
TOTALS		28-14	294	35-85	.412	0-0	.000	17-28	.607	31-36-67	45-1	7	24	9	6	87

#5 STEVE RICH

Date	Opponent	GP-GS	MIN	FG M-A	PCT.	3-PT FG M-A	PCT.	FT M-A	PCT.	REB O-D
------	----------	-------	-----	--------	------	-------------	------	--------	------	---------

1995-96 Individual Statistics

#10 ANTHONY ROSA

Date	Opponent	GP-GS	MIN	FG M-A	PCT.	3-PT FG M-A	PCT.	FT M-A	PCT.	REB O-D-T	PF-DQ	A	TO	BS	ST	PTS
11/24	N.E. ILLINOIS	1-0	19	2-5	.400	2-5	.400	0-0	.000	0-1-1	2-0	0	4	0	1	6
11/27	Florida Atlantic	1-0	14	0-1	.000	0-1	.000	0-0	.000	1-3-4	2-0	1	2	0	2	0
12/2	SETON HALL	1-0	9	0-0	.000	0-0	.000	0-0	.000	0-0-0	0-0	1	0	0	1	0
12/5	VILLANOVA	1-0	12	2-3	.667	2-3	.667	0-0	.000	0-0-0	1-0	1	1	0	0	6
12/9	FLORIDA A&M	1-0	17	3-4	.750	2-3	.667	0-0	.000	0-5-5	0-0	5	0	0	1	8
12/16	WINTHROP	1-0	18	1-4	.250	0-3	.000	0-0	.000	0-2-2	0-0	5	2	0	1	2
12/20	FLORIDA ATLANTIC	1-0	21	2-4	.500	0-1	.000	0-0	.000	0-0-0	3-0	2	0	0	1	4
12/23	CLEMSON	1-0	9	0-2	.000	0-2	.000	0-0	.000	1-1-2	1-0	0	2	0	0	0
12/27	TENNESSEE	1-0	11	0-1	.000	0-1	.000	0-0	.000	0-0-0	1-0	0	0	0	0	0
12/29	COLUMBIA	1-0	7	0-1	.000	0-1	.000	0-0	.000	0-0-0	0-0	1	1	0	0	0
1/3	SYRACUSE	1-0	6	0-1	.000	0-1	.000	0-0	.000	0-0-0	2-0	0	0	0	0	0
1/6	Connecticut	1-0	11	0-0	.000	0-0	.000	0-0	.000	0-1-1	3-0	1	0	1	0	0
1/10	Seton Hall	1-0	8	0-0	.000	0-0	.000	0-0	.000	0-0-0	2-0	2	0	0	0	0
1/13	Georgetown	1-0	12	0-1	.000	0-1	.000	2-2	1.000	0-0-0	2-0	2	5	0	0	2
1/20	PITTSBURGH	1-0	9	0-0	.000	0-0	.000	0-0	.000	0-0-0	0-0	1	1	0	1	0
1/23	NOTRE DAME	1-0	11	0-2	.000	0-2	.000	0-0	.000	0-0-0	0-0	1	0	0	0	0
1/27	Villanova	1-0	14	0-1	.000	0-0	.000	2-4	.500	1-0-1	2-0	0	3	0	0	2
2/1	Syracuse	1-0	14	1-1	1.000	1-1	1.000	0-1	.000	1-2-3	1-0	1	0	0	0	3
2/6	WEST VIRGINIA	1-0	12	0-2	.000	0-1	.000	0-0	.000	0-2-2	1-0	1	1	0	0	0
2/10	BOSTON COLLEGE	1-0	15	0-1	.000	0-0	.000	0-0	.000	1-1-2	0-0	0	3	0	0	0
2/14	Providence	1-0	7	1-1	1.000	0-0	.000	0-0	.000	0-1-1	0-0	1	1	0	0	2
2/17	West Virginia	1-0	8	1-1	1.000	1-1	1.000	0-0	.000	0-1-1	0-0	1	0	0	0	3
2/20	ST. JOHN'S	1-0	12	0-0	.000	0-0	.000	0-0	.000	0-2-2	0-0	4	1	0	1	0
2/25	Rutgers	1-0	12	1-4	.250	0-2	.000	0-0	.000	0-2-2	0-0	3	1	0	5	2
2/28	Notre Dame	1-0	15	0-1	.000	0-0	.000	2-3	.667	0-4-4	2-0	3	1	0	1	2
3/2	PROVIDENCE	1-0	9	0-0	.000	0-0	.000	0-0	.000	0-0-0	2-0	2	0	0	0	0
3/6	Rutgers	1-0	3	0-1	.000	0-1	.000	0-0	.000	0-1-1	1-0	0	1	0	0	0
3/7	Georgetown	1-0	8	1-1	1.000	0-0	.000	0-0	.000	0-0-0	1-0	1	1	0	0	2
TOTALS		28-0	323	15-43	.349	8-30	.267	6-10	.600	5-29-34	29-0	40	31	1	15	44


#50 BRAD TIMPF

Date	Opponent	GP-GS	MIN	FG M-A	PCT.	3-PT FG M-A	PCT.	FT M-A	PCT.	REB O-D-T	PF-DQ	A	TO	BS	ST	PTS
11/24	N.E. ILLINOIS									DNP-INJURED						
11/27	Florida Atlantic									DNP-INJURED						
12/2	SETON HALL									DNP						
12/5	VILLANOVA									DNP						
12/9	FLORIDA A&M	1-0	2	1-3	.333	0-0	.000	1-3	.333	1-1-2	0-0	0	0	0	0	3
12/16	WINTHROP	1-0	4	0-1	.000	0-0	.000	0-0	.000	0-0-0	0-0	0	0	0	0	0
12/20	FLORIDA ATLANTIC									DNP						
12/23	CLEMSON									DNP						
12/27	TENNESSEE									DNP						
12/29	COLUMBIA									DNP						
1/3	SYRACUSE									DNP						
1/6	Connecticut									DNP						
1/10	Seton Hall									DNP						
1/13	Georgetown									DNP						
1/20	PITTSBURGH									DNP						
1/23	NOTRE DAME									DNP						
1/27	Villanova	1-0	1	0-0	.000	0-0	.000	0-0	.000	0-1-1	0-0	0	1	0	1	0
2/1	Syracuse	1-0	3	0-0	.000	0-0	.000	0-0	.000	0-1-1	0-0	0	0	0	0	0
2/6	WEST VIRGINIA	1-0	2	0-0	.000	0-0	.000	0-0	.000	0-0-0	0-0	0	0	0	0	0
2/10	BOSTON COLLEGE									DNP						
2/14	Providence									DNP						
2/17	West Virginia									DNP						
2/20	ST. JOHN'S									DNP						
2/25	Rutgers									DNP						
2/28	Notre Dame	1-0	1	0-0	.000	0-0	.000	0-0	.000	0-0-0	0-0	0	0	0	0	0
3/2	PROVIDENCE									DNP						
3/6	Rutgers									DNP						
3/7	Georgetown									DNP						
TOTALS		6-0	13	1-4	.250	0-0	.000	1-3	.333	1-3-4	0-0	0	1	0	1	3

1995-96 Individual Statistics

#22 JAIME WAGGONER

Date	Opponent	GP-GS	MIN	FG M-A	PCT.	3-PT FG M-A	PCT.	FT M-A	PCT.	REB O-D-T	PF-DQ	A	TO	BS	ST	PTS
11/24	N.E. ILLINOIS	1-0	3	0-1	.000	0-0	.000	0-0	.000	1-0-1	0-0	0	0	0	0	0
11/27	Florida Atlantic	1-0	2	0-1	.000	0-0	.000	0-0	.000	0-0-0	1-0	1	1	0	0	0
12/2	SETON HALL									DNP						
12/5	VILLANOVA									DNP						
12/9	FLORIDA A&M	1-0	2	1-1	1.000	0-0	.000	0-0	.000	0-0-0	0-0	0	0	0	0	2
12/16	WINTHROP									DNP						
12/20	FLORIDA ATLANTIC									DNP						
12/23	CLEMSON									DNP						
12/27	TENNESSEE									DNP						
12/29	COLUMBIA									DNP						
1/3	SYRACUSE									DNP						
1/6	Connecticut	1-0	1	0-0	.000	0-0	.000	0-0	.000	0-0-0	0-0	0	0	0	0	0
1/10	Seton Hall									DNP						
1/13	Georgetown									DNP-INJURED						
1/20	PITTSBURGH									DNP-INJURED						
1/23	NOTRE DAME									DNP-INJURED						
1/27	Villanova	1-0	1	0-1	.000	0-0	.000	0-0	.000	0-0-0	0-0	0	0	0	0	0
2/1	Syracuse	1-0	2	0-0	.000	0-0	.000	0-0	.000	0-0-0	0-0	0	0	0	0	0
2/6	WEST VIRGINIA									DNP						
2/10	BOSTON COLLEGE									DNP						
2/14	Providence									DNP						
2/17	West Virginia									DNP						
2/20	ST. JOHN'S									DNP						
2/25	Rutgers	1-0	3	0-0	.000	0-0	.000	0-0	.000	0-0-0	0-0	0	0	0	0	0
2/28	Notre Dame	1-0	1	0-0	.000	0-0	.000	0-0	.000	0-0-0	1-0	0	1	0	0	0
3/2	PROVIDENCE									DNP						
3/6	Rutgers									DNP						
3/7	Georgetown									DNP						
TOTALS		8-0	15	1-4	.250	0-0	.000	0-0	.000	1-0-1	2-0	1	2	0	0	2



The Hurricanes are united in their attempt to return to post-season play.