



2015 MIAMI BASEBALL GAME NOTES

Miami Athletic Communications • 5821 San Amaro Drive • Coral Gables, FL 33146

HurricaneSports.com • Facebook: Facebook.com/TheUBaseball • Twitter: @CanesBaseball • Instagram: @TheUBaseball

Home to Four National Championships (1982, 1985, 1999, 2001) and 42 Consecutive NCAA Postseason Appearances

ACC CHAMPIONSHIP SCHEDULE

Dates: Tuesday, May 19 - Sunday, May 24, 2015
Site: Durham, N.C. / Durham Bulls Athletic Park (7,499)

Miami All-Time in ACC Championship: 15-17, 1 title (2008)

Game One: No. 7 Virginia / No. 10 GT - Wed., May 20, 3 p.m.

Game Two: No. 6 NC State - Fri., May 22, 7 p.m.

Game Three: No. 3 Notre Dame - Sat., May 23, 3 p.m.

TV: RSN / ESPN3 (Pool play) | ESPN2 (Championship Game)

Flagship Radio: 560 WQAM | WQAM.com (all games)

• Talent: Joe Zagacki

Student Radio: WVUM 90.5 FM | WVUM.org (all games)

• Talent: AJ Ricketts, Jorge Salas

Satellite Radio: Sirius 218/XM 193 (all games)

Live Stats: TheACC.com

Twitter Updates: @CanesBaseball | @HurricaneSports

Postgame Recap: HurricaneSports.com

#3 NOTRE DAME 32-23, 16-14 ACC

Last Game: Notre Dame lost at BC, 5-6 (May 15)

All-Time Series: Miami leads, 16-6

Last Meeting: Miami won, 6-3 (April 21, 2014)

Series Streak: Miami, one win

Last Ten: Miami leads, 7-3

#6 NC STATE 34-22, 15-14 ACC

Last Game: NC State lost vs. Louisville, 5-8 (May 16)

All-Time Series: Miami leads, 33-13

Last Meeting: Miami won, 6-0 (March 15, 2015)

Series Streak: Miami, six wins

Last Ten: Miami leads, 8-2

#7 VIRGINIA 30-25, 15-15 ACC

Last Game: Virginia won at UNC, 8-2 (May 16)

All-Time Series: Virginia leads, 23-21

Last Meeting: Miami won, 8-6 (April 19, 2015)

Series Streak: Miami, one win

Last Ten: Virginia leads, 7-3

#10 GEORGIA TECH 32-24, 14-16 ACC

Last Game: Georgia Tech lost at Miami, 17-4 (May 16)

All-Time Series: Miami leads, 55-35-2

Last Meeting: Miami won, 17-4 (May 16, 2015)

Streak: Miami, three wins

Last Ten: Miami leads, 6-4

UM ATHLETICS COMMUNICATIONS

Camron Ghorbi (Miami, 2011)
c.ghorbi@miami.edu | @CamronGhorbi
(305) 284-3230 (office)
(786) 877-7329 (cell)

POOL B

DURHAM, N.C. (DURHAM BULLS ATHLETIC PARK)



#2 MIAMI HURRICANES (42-13, 22-8 ACC)

Head Coach: Jim Morris (Elon, 1973)

Career Division I Record: 1,477-644-4 (34th season) | Record at Miami: 973-377-3 (22nd season)



#3 NOTRE DAME FIGHTING IRISH (35-19, 17-13 ACC)

Head Coach: Mik Aoki (Davidson, 1990)

Career Division I Record: 346-378-2 (14th season) | Record at ND: 145-130-1 (fifth season)



#6 NC STATE WOLFPACK (31-20, 15-14 ACC)

Head Coach: Elliott Avent (Virginia Commonwealth, 1983)

Career Division I Record: 937-654 (26th season) | Record at NCST: 711-441 (19th season)



#7 VIRGINIA CAVALIERS

Record: 33-19, 15-15 ACC

Head Coach: Brian O'Connor (Creighton, 1993)



#10 GEORGIA TECH YELLOW JACKETS

Record: 32-22, 13-17 ACC

Head Coach: Danny Hall (Miami OH, 1977)

PROJECTED STARTERS



vs. Virginia / Georgia Tech:
LHP Thomas Woodrey
6-2, 2.69 ERA



vs. NC State:
LHP Andy Suarez
7-1, 2.95 ERA



vs. Notre Dame:
RHP Enrique Sosa
7-3, 4.01 ERA

POTENTIAL STARTING LINEUP

Pos.	#	Player	AVG	AB	R	H	2B	3B	HR	RBI	SB-SBA
C	40	Garrett Kennedy	.361	180	46	65	10	1	6	46	1-1
1B	17	Christopher Barr	.318	157	36	50	7	5	0	24	10-10
2B	7	George Iskenderian	.391	207	61	81	11	2	3	47	22-23
SS	51	Brandon Lopez	.325	117	23	38	7	2	0	19	0-0
3B	8	David Thompson	.336	211	52	71	15	2	19	78	1-3
LF	24	Jacob Heyward	.333	69	28	23	4	0	3	15	1-2
CF	2	Ricky Eusebio	.294	197	55	58	14	2	2	25	16-20
RF	13	Willie Abreu	.297	185	36	55	8	0	4	37	4-4
DH	0	Zack Collins	.310	200	54	62	11	5	14	60	7-8

TOP RELIEF PITCHERS

#	Player	ERA	W-L	APP	SV	IP	H	ER	BB	SO	
LHP	18	Michael Mediavilla	1.53	3-1	28	0	29.1	14	8	13	38
RHP	39	Cooper Hammond	2.01	4-1	28	2	31.1	29	7	7	24
Closer	19	Bryan Garcia	2.67	4-2	25	9	30.1	21	9	15	27

UNIVERSITY INFORMATION

Location	Coral Gables, Fla.
Enrollment	15,629
Founded	1925
Nickname	Hurricanes
Colors	Orange (PMS 1665), Green (PMS 3435) and White
President	Donna E. Shalala
Athletics Director	Blake James
Conference	Atlantic Coast Conference
Stadium / Capacity	Alex Rodriguez Park at Mark Light Field / 4,999

BASEBALL COACHING / SUPPORT STAFF

Head Coach	Jim Morris
Record at Miami / Seasons	973-377-3 (.717) / 21
Career Division I Record / Seasons	1,477-644-4 (.694) / 33
Career Coaching Record / Seasons	1,608-684-4 (.698) / 37
Assistant Coach / Recruiting Coordinator / Hitting	Gino DiMare (Miami, 1998)
Assistant Coach / Pitching	J.D. Arteaga (Miami, 2002)
Assistant Coach / Catchers	Michael DeLucia (Campbell, 2013)
Strength & Conditioning Coach	Brian Gabriel (Incarnate Word, 1996)
Athletic Trainer	Kenny Johnson (FIU, 2009)
Director of Baseball Operations / Camps	Robert "G.M." McDaniel (FIU, 2003)

PROGRAM HISTORY

First Year of Baseball	1940
All-Time Program Record	2,447-986-18 (.708)
College World Series Appearances / Last	23 / 2008
College World Series Record	47-38 (.553)
NCAA Regional Appearances/ Last	43 / 2014
NCAA Regional Record	119-43 (.734)
Last Postseason Opponent	Texas Tech / 2014 Coral Gables Regional

TEAM INFORMATION

2014 Overall Record	44-19
2014 ACC Record / Finish	24 - 6 / 1st Place (Coastal Division, ACC)
Letterwinners Returning / Lost	21 / 12

POSTSEASON HISTORY

National Championships: 4 (1982, 1985, 1999, 2001)
ACC Championships: 1 (2008)
College World Series Appearances: 23 (1974, 1978, 1979, 1980, 1981, 1982, 1984, 1985, 1986, 1988, 1989, 1992, 1994, 1995, 1996, 1997, 1998, 1999, 2001, 2003, 2004, 2006, 2008)
Super Regional Appearances: 10 (1999, 2000, 2001, 2002, 2003, 2004, 2005, 2006, 2008, 2010)
Super Regional Titles: 6 (1999, 2001, 2003, 2004, 2006, 2008)
NCAA Regional Appearances: 43 (1971, 1973, 1974, 1975, 1976, 1977, 1978, 1979, 1980, 1981, 1982, 1983, 1984, 1985, 1986, 1987, 1988, 1989, 1990, 1991, 1992, 1993, 1994, 1995, 1996, 1997, 1998, 1999, 2000, 2001, 2002, 2003, 2004, 2005, 2006, 2007, 2008, 2009, 2010, 2011, 2012, 2013, 2014)
NCAA Regional Titles: 27 (1974, 1978, 1979, 1980, 1981, 1982, 1984, 1985, 1986, 1988, 1989, 1992, 1994, 1995, 1996, 1997, 1998, 1999, 2001, 2002, 2003, 2004, 2005, 2006, 2008, 2010)

2015 SCHEDULE (42-13, 22-8 ACC)

FEBRUARY (8-3)					
DATE	DAY	OPPONENT	TIME (ET)	RESULT	
Feb. 13	Friday	RUTGERS	7:00 p.m.	W (5-2)	
Feb. 14	Saturday	RUTGERS (G1)	2:00 p.m.	W (9-5)	
Feb. 14	Saturday	RUTGERS (G2)	7:00 p.m.	W (9-3)	
Feb. 15	Sunday	RUTGERS	1:00 p.m.	W (25-4)	
Feb. 18	Wednesday	at FAU	6:30 p.m.	L (3-5)	
Feb. 20	Friday	at Florida	7:00 p.m.	L (3-4)	
Feb. 21	Saturday	at Florida	7:30 p.m.	W (7-2)	
Feb. 22	Sunday	at Florida	1:00 p.m.	L (1-2)	
Feb. 25	Wednesday	BARRY	6:00 p.m.	W (5-3)	
Feb. 27	Friday	WRIGHT STATE	7:00 p.m.	W (8-7)	
Feb. 28	Saturday	WRIGHT STATE	7:00 p.m.	W (4-3)	
MARCH (12-6)					
DATE	DAY	OPPONENT	TIME (ET)	RESULT	
March 1	Sunday	WRIGHT STATE	1:00 p.m.	L (6-12)	
March 3	Tuesday	at Miami Marlins (<i>exhibition</i>)	1:05 p.m.	L (1-7)	
March 4	Wednesday	FGCU	6:00 p.m.	W (7-3)	
March 7	Saturday	at Louisville* (G1)	1:00 p.m.	L (6-9)	
March 7	Saturday	at Louisville* (G2)	4:10 p.m.	W (9-5)	
March 8	Sunday	at Louisville*	1:00 p.m.	L (4-5)	
March 10	Tuesday	at FGCU	6:30 p.m.	W (15-4)	
March 11	Wednesday	STETSON	6:00 p.m.	W (7-0)	
March 13	Friday	NC STATE*	7:00 p.m.	W (3-2) (10)	
March 14	Saturday	NC STATE*	7:00 p.m.	W (9-2)	
March 15	Sunday	NC STATE*	1:00 p.m.	W (6-0)	
March 17	Tuesday	ARMY	6:00 p.m.	W (9-1)	
March 20	Friday	at Wake Forest*	6:00 p.m.	W (15-2)	
March 21	Saturday	at Wake Forest*	4:00 p.m.	W (12-7)	
March 22	Sunday	at Wake Forest*	1:00 p.m.	L (4-10)	
March 25	Wednesday	FGCU	6:00 p.m.	L (1-8)	
March 27	Friday	at North Carolina*	6:30 p.m.	W (4-3)	
March 28	Saturday	at North Carolina*	3:00 p.m.	W (4-3) (11)	
March 29	Sunday	at North Carolina*	1:00 p.m.	L (3-10)	
APRIL (11-4)					
DATE	DAY	OPPONENT	TIME (ET)	RESULT	
April 1	Wednesday	BETHUNE-COOKMAN	6:00 p.m.	W (13-3)	
April 3	Friday	DUKE*	7:00 p.m.	W (4-3)	
April 4	Saturday	DUKE*	7:00 p.m.	W (3-2)	
April 5	Sunday	DUKE*	1:00 p.m.	W (10-0)	
April 8	Wednesday	FAU	6:00 p.m.	W (4-3) (10)	
April 10	Friday	VIRGINIA TECH*	7:00 p.m.	W (11-1)	
April 11	Saturday	VIRGINIA TECH*	7:00 p.m.	W (14-4)	
April 12	Sunday	VIRGINIA TECH*	1:00 p.m.	W (9-1)	
April 15	Wednesday	UCF	6:00 p.m.	W (4-2)	
April 17	Friday	at Virginia*	6:00 p.m.	L (4-5)	
April 18	Saturday	at Virginia*	4:00 p.m.	L (2-5)	
April 19	Sunday	at Virginia*	1:00 p.m.	W (8-6)	
April 24	Friday	FLORIDA STATE*	7:00 p.m.	L (7-8) (17)	
April 25	Saturday	FLORIDA STATE*	7:00 p.m.	L (5-15)	
April 26	Sunday	FLORIDA STATE*	1:00 p.m.	W (12-0)	
MAY (11-0)					
DATE	DAY	OPPONENT	TIME (ET)	RESULT	
May 2	Saturday	at Pittsburgh* (G1)	1:00 p.m.	W (9-5)	
May 2	Saturday	at Pittsburgh* (G2)	4:40 p.m.	W (12-0)	
May 3	Sunday	at Pittsburgh	1:00 p.m.	W (9-3)	
May 6	Wednesday	BETHUNE-COOKMAN	6:00 p.m.	W (14-0)	
May 8	Friday	NEW YORK TECH	7:00 p.m.	W (26-0)	
May 9	Saturday	NEW YORK TECH	7:00 p.m.	W (13-1)	
May 10	Sunday	NEW YORK TECH	1:00 p.m.	W (19-1)	
May 12	Tuesday	FAU	6:00 p.m.	W (14-6)	
May 14	Thursday	GEORGIA TECH*	7:00 p.m.	W (3-0)	
May 15	Friday	GEORGIA TECH*	7:00 p.m.	W (22-1)	
May 16	Saturday	GEORGIA TECH*	1:00 p.m.	W (17-4)	
May 20-24		2015 ACC Championship (Durham, N.C)			
May 30 - June 25		2015 NCAA Baseball Championship			

U BASEBALL

2015 UNIVERSITY OF MIAMI BASEBALL ROSTER

No.	Name	Pos.	B/T	HT.	WT.	Year	Hometown / High School / Previous School
0	Zack Collins	C	L/R	6-3	220	Soph.	Pembroke Pines, Fla. / American Heritage
2	Ricky Eusebio	OF	R/R	5-11	195	Jr.	Homestead, Fla. / Gulliver Prep
4	Johnny Ruiz	INF	L/R	5-11	195	Soph.	Coral Gables, Fla. / Westminster Christian
7	George Iskenderian	INF	R/R	6-0	190	Jr.	Englewood Cliffs, N.J. / Don Bosco Prep (Indian River CC)
8	David Thompson	3B	R/R	6-2	220	Jr.	Miami, Fla. / Westminster Christian
10	Justin Smith	OF	R/R	6-2	205	Fr.	St. John's, Fla. / Bartram Trail
13	Willie Abreu	OF	L/L	6-4	225	Soph.	Hialeah, Fla. / Mater Academy
14	Danny Garcia	LHP	L/L	6-1	195	Soph.	Miami, Fla. / Westwood Christian
17	Christopher Barr	1B/OF	L/L	6-1	200	R-Soph.	Royal Palm Beach, Fla. / Royal Palm Beach
18	Michael Mediavilla	LHP	L/L	6-5	225	Fr.	Hialeah, Fla. / Mater Academy
19	Bryan Garcia	RHP	R/R	6-1	205	Soph.	Miami, Fla. / Christopher Columbus
22	Luke Spangler	LHP	L/L	6-0	160	Fr.	Cape Coral, Fla. / Cape Coral
24	Jacob Heyward	OF	R/R	6-3	201	Soph.	McDonough, Ga. / Eagle's Landing Christian
27	Ryan Otero	RHP	R/R	6-5	205	R-Jr.	Coral Gables, Fla. / Ransom Everglades School
28	Malik Rosier	OF	R/R	6-3	213	Fr.	Mobile, Ala. / Faith Academy
30	Andrew Suarez	LHP	L/L	6-2	205	R-Jr.	Miami, Fla. / Christopher Columbus
31	Sam Abrams	RHP	R/R	5-9	175	Sr.	Miami, Fla. / Killian
32	Andy Honiotes	RHP	R/R	6-3	190	Fr.	Geneva, Ill. / Geneva Community
34	Derik Beauprez	RHP	L/R	6-5	233	Soph.	Cherry Hills Village, Colo. / Cherry Creek
35	Devin Meyer	RHP	L/R	6-3	180	Fr.	Coral Springs, Fla. / Coral Springs Christian Academy
37	Keven Pimentel	RHP	R/R	6-3	224	Fr.	Huntington Station, N.Y. / Montverde Academy
38	Daniel Briggi	RHP	R/R	6-0	190	Sr.	Croton, N.Y. / Hendrick Hudson
39	Cooper Hammond	RHP	R/R	6-3	205	Soph.	Venice, Fla. / Venice Senior
40	Garrett Kennedy	C	L/R	6-1	210	Sr.	Davie, Fla. / Archbishop McCarthy
42	Edgar Michelangeli	INF	R/R	6-1	210	R-Soph.	Miami, Fla. / Florida Christian
43	Thomas Woodrey	LHP	L/L	6-3	205	Jr.	Lighthouse Point, Fla. / Cardinal Gibbons
44	Peter Crocitto	1B	R/R	6-0	205	Fr.	Palm City, Fla. / South Fork
45	Carl Chester	OF	R/R	6-0	190	Fr.	Longwood, Fla. / Lake Brantley
47	Enrique Sosa	RHP	R/R	5-10	180	Jr.	Panama City, Panama / Acad. Interamericana de Panama
49	Daniel Epstein	LHP	L/L	6-0	160	Fr.	Weston, Fla. / University School
51	Brandon Lopez	SS	R/R	6-1	190	Jr.	Miramar, Fla. / American Heritage
52	Daniel Sayles	LHP	L/L	6-4	212	Sr.	Wauwatosa, Wisc / Wauwatosa E / Sac. City College
55	Jesse Lepore	RHP	R/R	6-4	210	Fr.	Beverly Hills, Fla. / Trinity Catholic

Head Coach: Jim Morris, Elon (1973), 22nd season

Assistant Coaches: Gino DiMare, Miami (1998), 16th season

J.D. Arteaga, Miami (2002), 13th season

Michael DeLucia, Campbell (2013), 1st season

Strength & Conditioning Coach: Brian Gabriel, Incarnate Word (1996), 2nd season

Director of Baseball Operations & Camps: Robert McDaniel, FIU (2003), 15th season

Athletic Trainer: Kenny Johnson, FIU (2009), 3rd season

PRONUNCIATION GUIDE

Willie Abreu	uh-BRAY-oo
Derik Beauprez	boh-PRAY
Peter Crocitto	cruh-SHEE-toe
Ricky Eusebio	you-SAY-bee-oh
George Iskenderian	ehsk-in-DARE-ee-an
Jesse Lepore	le-POOR-ee
Michael Mediavilla	med-ee-uh-VEE-yuh
Edgar Michelangeli	my-cuh-LANJ-uh-lee
Keven Pimentel	pim-ehn-TELL
Malik Rosier	ro-ZHEER

3 JIM MORRIS HEAD COACH

THE HURRICANES SKIPPER

- 1999 & 2001 National Coach of the Year (*Collegiate Baseball*)
- 1999 & 2001 National Coach of the year (*ABCA*)
- 1994 Coach of the Year (*Baseball America*)
- 2008 ACC Coach of the Year

Entering his 22nd season at Miami, few programs have qualified for the College World Series as much as Jim Morris and his Hurricanes. Miami, which has qualified for the NCAA Tournament an NCAA-record 42 consecutive years, has made it to Omaha in 11 of Morris' 21 seasons in Coral Gables. Morris set an NCAA record for guiding a program to the CWS in each of his first six years at UM. In addition, Morris won a record 13 consecutive NCAA Regionals from 1994-2006.

Morris has directed the Hurricanes to a 973-377-3 (.719) mark since arriving in 1994. Including his 12 seasons at Georgia Tech (1982-93), Morris has forged a 1,477-644-4 (.694) Division I record in 33 years as a head coach. Overall, Morris has been the head coach at the collegiate level for 36 seasons, spending the first four at DeKalb (Ga.) C.C. (now Georgia Perimeter College) from 1976-79, and has recorded a 1,604-684-4 (.698) mark.

In addition to carrying on Miami's great baseball reputation in the last 20 years, Morris personally led the charge in the construction of Alex Rodriguez Park, and logged hundreds of hours raising funds for the stadium project.

MORRIS IS A REGIONAL REGULAR

Jim Morris earned his 30th consecutive NCAA regional bid in 2014 when he guided the Canes to one of 16 host spots in the tournament. He has led Miami to a regional in each of his 21 seasons (1994-2014), winning 15 of those appearances. The 13 consecutive regional championships (1994-2006) was an NCAA record. He also went to nine straight regionals from 1985-93 with Georgia Tech. Additionally, Miami has advanced to nine Super Regionals under Morris.

Affectionately known as "3" by those surrounding the UM program, Morris led the 2014 Hurricanes to their 42nd-straight NCAA Tournament. Despite six signees being drafted in the 2013 MLB Draft, the Hurricanes reeled in a top-five recruiting class by national publications, with Zack Collins named *Baseball America* National Freshman of the Year under his direction in 2014.

MORRIS IN 36th SEASON AS HEAD COACH

Morris entered 2015 as the fourth-winningest active coach in Division I baseball with 1,435 wins. He wasted little time in moving up the record books, moving into sole possession of eighth place in all-time wins (1,439) on Feb. 15 with a 25-4 win over Rutgers and then seventh place with a 9-5 win over Louisville on March 7 (1,445).

Morris won his 1,500th game as a head coach in Miami's 4-1 upset of No. 1 North Carolina on March 15, 2013 in Chapel Hill, N.C.

Morris reached two coaching milestones in the first half of the 2014 season. He became just the eighth Division I coach to reach 1,400 wins in a 5-2 win over Boston College on March 8, and won his 900th game at Miami in a 7-1 upset of No. 3 Virginia on March 22.

Morris notched his milestone 1,000th win against Georgia Tech, with a 16-13 victory on April 4, 2004. Thirteen days later, he notched win No. 500 at Miami with a 7-3 win against Florida State on April 17. Morris' 1,000th win as a head coach, including time at



DeKalb College, came in a 5-3 win over Northeastern in March 2001.

MAJOR LEAGUE GUIDANCE

Over 150 professional baseball players have played under Morris during their college careers at Miami, Georgia Tech and DeKalb.

Among the players Morris coached at Miami that went on to play in the Major Leagues were Yonder Alonso (San Diego), Ryan Braun (Milwaukee), Pat Burrell (Tampa Bay), Alex Cora (New York Mets), Yasmani Grandal (San Diego), Bobby Hill (San Diego), Aubrey Huff (Detroit), Ryan Jackson (St. Louis), Chris Perez (Cleveland), Cesar Carrillo (San Diego), Brian Barton (St. Louis), Eddy Rodriguez (San Diego), Gaby Sanchez (Florida), Blake Tekotte (Chicago White Sox), Charlton Jimerson (Houston), Jay Tessmer (New York Yankees), Danny Valencia (Minnesota Twins), Jon Jay (St. Louis), Danny Graves (Cincinnati) and Jason Michaels (Houston).

Standout players under Morris from his days at Georgia Tech were Nomar Garciaparra (Los Angeles Dodgers), Jay Payton (Oakland A's) and Jason Varitek (Boston Red Sox).

Morris has also enjoyed success on the International scene. From 1989-90, Morris served as head coach of the USA Baseball team that won a Silver Medal in the 1989 Presidential Cup (Taiwan), Bronze Medal at the Goodwill Games and the 1990 International Baseball Association (IBA) World All-Star Game in Atlanta. In 1987, Morris served as pitching coach under Ron Fraser at the Pan American Games (Silver Medal).

FAMILY MAN

Coach Morris and his wife Nhan live in Miami with their three-year old son, James W. Morris IV (Will).

ACC BASEBALL CHAMPIONSHIP: NEWS & NOTES

POSTSEASON PLAY BEGINS

- **Second-seeded Miami** will head Pool B at the 2015 ACC Baseball Championship in Durham, N.C., alongside No. 3 seed **Notre Dame**, No. 6 **NC State** and either No. 7 **Virginia** or No. 10 **Georgia Tech**.
- With a **22-8** record in ACC play, Miami successfully captured the **Coastal Division title** for the **second straight year** and for the **third time** in program history (2008). Louisville is the No. 1 seed in Pool A.
- The Hurricanes **have not missed the ACC Championship** since joining the conference prior to 2005; UM's lone ACC title came in **2008**.
- Miami ended the regular season on a **12-game winning streak**, and **has won seven straight ACC games** heading into the postseason.

TAKE A BOW

- Miami led all teams with **eight players earning All-ACC honors**, as announced Monday. Miami had **three players** selected to the **All-ACC First Team**, one to the second team & four to the third team.
- First-team selections were second baseman **George Iskenderian**, third baseman **David Thompson** and designated hitter **Zack Collins**.
- Starting pitcher **Thomas Woodrey** was second-team All-ACC.
- Catcher **Garrett Kennedy**, outfielder **Willie Abreu**, starter **Andrew Suarez** and closer **Bryan Garcia** were third-team selections.

GOING STREAKING

- Miami is riding a **season-long 12-game winning streak** into Wednesday's ACC Championship opener vs. Virginia or Georgia Tech.
- The Hurricanes are **hitting .390** over the win streak, the **team's staff ERA is 1.67**, and the team is fielding at a **.985 clip**; opponents are hitting just **.174** during the streak, opposing team ERA is a whopping **13.91** and opposing fielding percentage is just **.966**.
- Among Miami's top offensive performers during the winning streak **Zack Collins** (.478, 9 HR, 35 RBI), **George Iskenderian** (.525, 16 runs, .620 OBP) and **David Thompson** (.383, 9 HR, 27 RBI).
- Miami's top performers on the mound over that stretch: **Andrew Suarez** (3-0, 0.47 ERA, 16 strikeouts), **Derik Beauprez** (8.0 IP, 0 R, 7 K's), and **Michael Mediavilla** (5 K's, .056 B/AVG in 6.0 IP).
- The Hurricanes bullpen has a **combined 0.48 ERA (two runs)** over the streak, with **38 combined strikeouts** and **eight combined walks**.
- UM's OBP is **.505** and the team is slugging **.655** over that stretch. **Miami leads the nation with a .427 team on-base percentage.**

A SEASON TO REMEMBER

- Junior **David Thompson** finished the regular season as the **nation's leader in RBI with 78**. The gaudy total already marks the **fifth-best single-season output** by a Hurricane in program history and the most since **Aubrey Huff had 95 in 1998**.
- Thompson had **five home runs** in the final week of the regular season, including a **three-home run game** in a 22-1 romp of Georgia Tech on May 15 where he totaled **nine RBI**.
- An All-ACC First-Team selection at third base, Thompson rebounded from an injury-riddled 2014 to rank in the **top 10** of nearly every ACC offensive category in 2015, including: **average** (.336, 9th), **runs scored** (52, T-6th), **total bases** (147, 1st), **slugging percentage** (.697, 2nd), **hits** (71, T-7th), **RBI** (78, 1st) and **home runs** (19, 1st).
- Thompson is among 35 semifinalists for the **Dick Howser Trophy**.

FINAL ACC STANDINGS

ATLANTIC	ACC	OVERALL
Louisville	25-5	42-14
Notre Dame	17-13	37-19
Florida State	17-13	35-19
Clemson	16-13	31-25
NC State	15-14	31-20
Wake Forest	12-18	27-26
Boston College	10-19	27-27

COASTAL	ACC	OVERALL
MIAMI	22-8	42-13
Virginia	15-15	33-19
North Carolina	13-16	32-22
Virginia Tech	13-16	27-26
Georgia Tech	13-17	32-22
Duke	10-19	31-22
Pittsburgh	9-21	20-32

ACC RECORDS: YEAR-BY-YEAR

Year	Record	Finish (ACC/Div.)
2015	22-8	2nd / 1st Coastal
2014	24-6	1st / 1st Coastal
2013	14-16	8th / 5th Coastal
2012	16-14	5th / 3rd Coastal
2011	19-10	4th / 4th Coastal
2010	20-10	3rd / 3rd Coastal
2009	18-12	5th / 3rd Coastal
2008	23-5	1st / 1st Coastal
2007	17-13	5th / 3rd Coastal
2006	17-13	5th / 4th Coastal
2005	19-10-1	3rd Place (no div.)

IN THE POLLS (May 11)

- Collegiate Baseball Newspaper: #7*
- Perfect Game: #8*
- USA Today Coaches' Poll: #8*
- D1Baseball.com: #9*
- NCBWA: #10*
- Baseball America: #17*

WINNINGEST ACTIVE COACHES

- 1) Augie Garrido (Texas) - 1,945
- 2) Mike Martin (Florida State) - 1,850
- 3) Mark Marquess (Stanford) - 1,552
- 4) **Jim Morris (Miami) - 1,477**
- 5) Jack Leggett (Clemson) - 1,328

COLLEGIATE BASEBALL NEWSPAPER (May 11)

- 1) Louisiana State (SEC)
- 2) Illinois (Big 10)
- 3) **Louisville* (ACC)**
- 4) UCLA (Pac 12)
- 5) Texas Christian (Big 12)
- 6) Texas A&M (SEC)
- 7) **MIAMI (ACC)**
- 8) **Florida State* (ACC)**
- 9) **Florida** (SEC)
- 10) Vanderbilt (SEC)
- 11) California (Pac 12)
- 12) Arizona State (Pac 12)
- 13) Iowa (Big 10)
- 14) Oklahoma State (Big 12)
- 15) Missouri State (MVC)
- 16) Dallas Baptist (MVC)
- 17) Southern California (Pac 12)
- 18) Oregon State (Pac 12)
- 19) Rice (C-USA)
- 20) College of Charleston (CAA)
- 21) Cal State Fullerton (Big West)
- 22) UC Irvine (Big West)
- 23) UC Santa Barbara (Big West)
- 24) Notre Dame (ACC)
- 25) Nevada (Mountain West)

bold italics indicates 2015 opponent

ALL-ACC SELECTIONS (8)

First Team (3)
Zack Collins (DH/Utility)
George Iskenderian (2B)
David Thompson (3B)

Second Team (1)
Thomas Woodrey (SP)

Third Team (4)
Willie Abreu (OF)
Bryan Garcia (RP)
Garrett Kennedy (C)
Andrew Suarez (SP)



ACC BASEBALL CHAMPIONSHIP: NEWS & NOTES

POWER SURGE

- UM's **8.6 runs-per-game average** marks the **most prolific offense** in the country; **Miami scored 471 runs** in its **55 games**.
- After connecting for **six homers** in its series with Georgia Tech, Miami now has **56 home runs** in 2015 - the **most of any ACC team** and **tied for the 15th-most nationwide**.
- The Hurricane bats combined to hit just **.261** in the **2014 regular season**, but are hitting over **50 points higher (.319)** for the **highest team batting average in the ACC** and **fourth-highest nationwide**.
- Only **four players** had more than **home run** at this point in 2014, and the team had just **21 total**. **Eight players** have **multiple home runs** this spring, with UM **home runs up 166%** (from 21 to 56).
- Miami's offense is **averaging 8.6 runs per game** (compared to **5.6** at this point in 2014), and its **slugging is up over 100 points** to **.481** (from **.361** in 2014).

SAVING THE BEST FOR LAST

- Senior **Garrett Kennedy** has been one of Miami's top contributors as a senior, hitting **.361** to end the regular season - the **fourth-highest average in the ACC**.
- Kennedy's on-base percentage (**.463**) was also the **fourth-highest** in the ACC; his **.372 average in ACC play** was the **fifth-best mark**.
- The Davie, Fla., native has started **27 games at catcher** and **20 games at designated hitter**, splitting those duties with **Zack Collins**.
- The breakthrough marks a turnaround for Kennedy, who was **hitting .229 with two home runs & 15 RBI** at this point in 2014.
- Kennedy, who **batted just .231 in his junior season**, is hitting **.500 over the past five games** with a **.615 on-base percentage**. He has already set **career high in hits (65), runs (46), doubles (10), triples (one), home runs (six) & RBI (46)**.

ROUNDING INTO FORM

- An All-ACC First-Team selection, **Zack Collins** has been a catalyst for **UM's 12-game winning streak**, hitting **.478** (22-for-46) with eye-popping totals of **nine home runs** and **35 RBI** over that stretch - his slugging percentage is **1.261** & OPS (on-base plus slugging) is **1.861**.
- Beginning with the second leg of a doubleheader sweep of Pittsburgh on May 2, Collins has **seven multi-hit performances** in the last 10 games and has **totaled eight home runs and 33 RBI**.
- Prior to that game against the Panthers, Collins was hitting **.265** with **six home runs** and **27 RBI** in 45 games. He ended the regular season with a **.310 average, 14 home runs** and **60 RBI**.
- Collins is riding a **career-long 14-game hitting streak** into the 2015 ACC Championship; he's hitting **.431 over that stretch**.

"HITS" - KENDERIAN

- Junior infielder **George Iskenderian** has been one of Miami's most reliable offensive contributors in his first season with the Hurricanes; Iskenderian **took home the ACC batting title** with a **.391 average**.
- Iskenderian **led the ACC** in both total hits (**81**) and runs scored (**61**), and ranked third in steals (**22**) and on-base percentage (**.482**). His **.387 average** in conference play was the best in the ACC.
- Iskenderian set a new career high with **five hits** in a 14-6 win over FAU on May 12. It was the first five-hit game for a Cane since **Nathan Melendres on April 23, 2011** vs. North Carolina.

2014 RETURNING STAT LEADERS

OFFENSE

Average: Zack Collins (.298)
Games Played: Z. Collins / W. Abreu (61)
Games Started: Willie Abreu (59)
At Bats: Willie Abreu (220)
Runs: Zack Collins (32)
Hits: Zack Collins / Willie Abreu (61)
Doubles: Zack Collins (14)
Triples: Zack Collins (3)
Home Runs: Zack Collins (11)
Runs Batted In: Zack Collins (54)
Total Bases: Zack Collins (114)
SLG Percent.: Zack Collins (.556)
Walks: Zack Collins (42)
OB Percent.: Zack Collins (.427)
Stolen Bases: R. Eusebio / B. Lopez (6)

PITCHING

ERA (50+ IP): Bryan Garcia (1.75)
Wins: Bryan Garcia (7)
Losses: Bryan Garcia (4)
Appearances: Cooper Hammond (35)
Games Started: Andrew Suarez (16)
Complete Games: Andrew Suarez (1)
Saves: Bryan Garcia (15)
Innings Pitched: Andrew Suarez (109.2)
Hits Allowed: Andrew Suarez (108)
Runs Allowed: Andrew Suarez (46)
Ear. Runs Allowed: Andrew Suarez (36)
Walks: Bryan Garcia (19)
Strikeouts: Andrew Suarez (87)
Wild Pitches: Andrew Suarez (11)
B/AVG Against: Bryan Garcia (.220)

THE LAST TIME A HURRICANE...

Led Off Game with HR...	Carl Chester (3/21/2015 vs. Wake Forest)
Back-to-Back Games with Leadoff HR ...	Charlton Jimerson (6/09/2001, 6/11/2001)
Had Six Hits in a Game...	Mark Sobolewski (3/18/2008 vs. Cornell)
Five Hits...	George Iskenderian (5/12/2015 vs. FAU)
Two Hits in One Inning...	Jason Hagerty (3/7/2008 vs. Boston College)
Hit Three HR's in a Game...	David Thompson (5/15/2015 vs. Georgia Tech)
Two HR's...	Zack Collins (5/3/2015 vs. Pittsburgh)
Hit Two HR's in One Inning...	Kevin Brown (3/16/1999 vs. Ohio State)
Hit Pinch Hit HR...	Sebastian Diaz (5/2/2014 vs. Alabama St.)
Hit Inside the Park HR...	Paco Figueroa (5/8/2005 vs. Jacksonville)
Hit Grand Slam...	David Thompson (5/15/2015 vs. Georgia Tech)
Hit for the Cycle...	Gaby Sanchez (5/2/2003 vs. Pace)
Record 10 RBI in One Game...	Kevin Brown (5/27/2001 vs. Stetson)
Nine RBI...	David Thompson (5/15/2015 vs. Georgia Tech)
Eight RBI...	Danny Valencia (4/9/2005 vs. Virginia)
Seven RBI...	David Thompson (3/20/2015 vs. Wake Forest)
Six RBI...	Jacob Heyward (5/16/2015 vs. Georgia Tech)
Threw CG Shutout...	Thomas Woodrey (5/14/2015 vs. Georgia Tech)
Recorded Back-to-Back CG's...	David Gil (5/12/2000, 5/27/2000)
Recorded CG 1-Hit S/O...	Thomas Woodrey (5/14/2015 vs. Georgia Tech)
Recorded a Perfect Game...	Javi Salas (3/4/2014 vs. Villanova)
Recorded a No-Hitter (non-PG)...	Alex Fernandez (3/18/1989 vs. Maine)
Struck Out 10 Batters...	Andrew Suarez 4/4/2015 vs. Duke)
Recorded Three-Pitch Inning...	Chris Hernandez (6/2/2010 vs. Florida)
Recorded Three Pickoffs in a Game...	Brian Walker (3/16/2001 vs. East Carolina)

ACC BASEBALL CHAMPIONSHIP: NEWS & NOTES

STRIKE EARLY, STRIKE OFTEN

- **184** of Miami's **471** runs scored this season (**39.1%**) have come in the **first three innings** of the game - Miami is **32-4 when scoring first** in 2015. The Hurricanes have a **10-9 record** in games when their opponent scores first.
- The Hurricanes have jumped over pitching at home this season, outscoring opponents **130-39** in the first three innings of games played at Mark Light Field.
- When scoring in the **first inning**, Miami has a **33-2 record**. When its opponent scores in the first inning, Miami is 7-6.

MILESTONES FOR MORRIS

- After leading his team to a 44-19 record in 2014, **head coach Jim Morris moved into ninth place** all-time in college baseball history (regardless of Division, four-year colleges) with 1,435 wins.
- Morris **wasted little time in moving up** that list in 2015, taking over **sole possession of eighth place** when Miami topped Rutgers 25-4 on Feb. 15, 2015 - his 1,439th win as head coach. **He moved into seventh place (1,445) when Miami beat Louisville on March 7.**
- Morris ranks as the **fourth-winningest** among active **Division I coaches by career victories (1,477)** and **fifth** in winning percentage (.694). He is also the **second-winningest coach in ACC history.**
- Morris became just the **eighth coach in the history of Division I baseball** to accumulate **1,400 wins when Miami beat Boston College 5-2 on March 8, 2014.**

SHUT THEM DOWN

- Miami's bullpen has recorded a **2.08 ERA in 207.2 combined innings this season**, and has been a key reason for UM's success.
- Among the Hurricanes' top arms out of the bullpen: sophomore All-American closer **Bryan Garcia** (2.67 ERA, nine saves), freshman lefthander **Michael Mediavilla** (1.53 ERA, 28 appearances, 38 Ks), senior walk-on **Daniel Briggi** (1.86 ERA, 25 Ks) and righthanded sidewinder **Cooper Hammond** (2.01 ERA, 28 appearances).
- Garcia is in sole possession of **fifth place in program history** with **24 career saves**; his nine in 2015 were the **fourth-most in the ACC.**

THE LIGHT - THERE'S NO PLACE LIKE IT!

- Miami finished 2015 with a **31-4 mark at home** (88.5 win %), including a 13-2 record in ACC play.
- UM's streak of **nine straight home series** wins was snapped against **Florida State** (April 24-26), but the Hurricanes have still managed to win 11 of their last 12 home series dating to March 2014.
- Miami batted **.338 at home** with a **.455 on-base percentage.**
- Senior **Garrett Kennedy** batted **.407 in 31 games at home**, with four homers, nine doubles and 36 RBI. Junior **George Iskenderian** batted .426 at home with 34 RBI and 43 runs scored.
- Miami's **staff ERA** is over **1.5 runs better at home (2.44)** than on the road (**4.09**), while its batting average is over 50 points higher (.284).
- UM finished the 2014 season with a **11-4 home record in ACC** play; Miami has won **48 of its last 63 ACC games** dating to mid-May 2013 (.761).

COACHES POLL (May 11)

- 1) Louisiana State (SEC)
- 2) **Louisville * (ACC)**
- 3) TCU (Big 12)
- 4) UCLA (Pac 12)
- 5) Illinois (Big 10)
- 6) Texas A&M (SEC)
- 7) **Florida (SEC)**
- T-8) **Florida State * (ACC)**
- T-8) **MIAMI (ACC)**
- 10) Vanderbilt (SEC)
- 11) UC-Santa Barbara (Big West)
- 12) Dallas Baptist (MVC)
- 13) Oklahoma State (Big 12)
- 14) Rice (Conference USA)
- 15) Missouri State (MVC)
- 16) Southern California (Pac 12)
- 17) Iowa (Big 10)
- 18) Arizona State (Pac 12)
- 19) College of Charleston (CAA)
- 20) **Florida Atlantic (C-USA)**
- 21) Houston (The American)
- 22) Nevada (Big West)
- 23) Oregon State (Pac 12)
- 24) Arkansas (SEC)
- 25) Coastal Carolina (Big South)

bold italics indicates 2015 opponent

Dropped Out:

- **Virginia * (ACC)** (24)
- California (Pac 12) (25)

MLB PLAYERS (since 1999)

- 1) Louisiana State - 45
- 2) Stanford - 41
- T-3) Arizona State - 36
- T-3) Long Beach State - 36
- T-5) MIAMI - 35**
- T-5) Cal State Fullerton - 35
- T-5) Southern California - 35

***** Miami's six players on 2015 Opening Day MLB rosters were tied for the fourth-most among all schools.**

ACC LEADERS OFFENSIVE

Batting Average

- 1) **George Iskenderian (Miami)** - .391
- 2) Will Craig (Wake) - .382
- 3) Reed Rohlman (Clemson) - .363
- 4) **Garrett Kennedy (Miami)** - .361
- 5) Stuart Fairchild (Wake) - .349

Home Runs

- 1) **David Thompson (Miami)** - 19
- 2) A.J. Murray (Ga. Tech) - 15
- 3) **Zack Collins (Miami)** - 14
- T-4) Will Craig (Wake) - 13
- T-4) DJ Stewart (Florida St.) - 13

Runs Batted In

- 1) **David Thompson (Miami)** - 78
- 2) **Zack Collins (Miami)** - 60
- 3) Will Craig (Wake) - 58
- 4) Nate Mondou (Wake) - 57
- 5) Reed Rohlman (Clemson) - 55

PITCHING

Earned Run Average

- 1) Matthew Crownover (CU) - 1.42
- 2) Brendan McKay (UofL) - 1.64
- 3) Brian Brown (NCST) - 1.86
- 4) Ryan Smoyer (Notre Dame) - 2.06
- 8) Thomas Woodrey (Miami) - 2.69**

Wins

- 1) Matthew Crownover (CU) - 10
- 2) Zac Ryan (Ga. Tech) - 9
- T-3) Ryan Smoyer (Notre Dame) - 8
- T-3) Brendan McKay (UofL) - 8
- T-5) **Enrique Sosa (Miami)** - 7
- T-5) **Andrew Suarez (Miami)** - 7

Strikeouts

- 1) Brendan McKay (UofL) - 100
- 2) Boomer Biegalski (Florida St.) - 99
- 3) Matthew Crownover (CU) - 91
- T-4) Kyle Funkhouser (UofL) - 90
- T-4) T.J. Zeuch (Pitt) - 90
- T-4) Connor Jones (Virginia) - 90

ACC BASEBALL CHAMPIONSHIP: NEWS & NOTES

POSTSEASON RESUME

- After capturing the **2014 ACC Regular Season Championship**, the Hurricanes entered 2015 ranked in the **top 15 of every major college baseball preseason poll**. They've lived up to expectations.
- Miami has **faced the eighth-toughest schedule nationwide according to WarrenNolan.com**, while its **Ratings Percentage Index (RPI) is ranked No. 2 - both crucial postseason seeding decisions**.
- Miami has **14 wins against RPI top 50 teams** and has a **25-12 record against the RPI top 100**. UM clinched its second straight **Coastal Division crown** with a 22-8 record in ACC play.

PICKING UP WHERE HE LEFT OFF

- Then-freshman **Bryan Garcia** was named the team's closer just prior to the 2014 season opener and rewarded the coaching staff with an **All-American campaign (NCBWA, third team)**.
- Garcia has **nine saves in 25 appearances**. He has 27 strikeouts on the year, and now has **24 career saves - fifth-most in UM history**. His 23 appearances are the third-most among all relievers.
- An **All-ACC Second Team** selection as a reliever, **Garcia set the Miami freshman saves record** and tied for **11th-most saves nationally with 15** in 2014. He was a consensus Freshman All American first-team selection at reliever.

DEATH, TAXES & THE NCAA POSTSEASON

- The Miami Hurricanes **extended their own college baseball record** with their **42nd consecutive trip to the NCAA postseason** in 2014. Miami **has not missed the postseason since 1973**.
- The Hurricanes' 42 straight trips to the NCAA postseason are the **longest active postseason streak of any Division I program in any sport nationwide**.
- Jim Morris has led teams to the **NCAA postseason in 30 straight years - all 21 years at Miami and his final nine years at Georgia Tech**. Miami **has not missed the postseason since 1972**.
- Miami is the **only school in the state of Florida** to have won a national championship; UM won titles in **1982, 1985, 1999 & 2001**.

ACC BASEBALL CHAMPIONSHIP IN DURHAM

- The ACC Championship will be held at **Durham Bulls Athletic Park through the 2018 season**, the conference office announced. The tournament had **alternated between Greensboro and Durham** in recent years.
- The ACC Baseball Championship has been held in Durham **eight times previously**, including three of the past six years. In **2013**, **tournament records** for single-game attendance (11,329) and championship game attendance (8,697) were set.
- Durham Bulls Athletic Park began a **\$20 million transformation** last year. In 2014, the DBAP boasts an all new playing surface, improved field lights, new seats, additional group picnic areas, and upgraded video displays and sound system.
- Miami was the **top seed** at last year's ACC Championship after finishing **No. 1 in the conference with a 24-6 record in ACC play**. The Hurricanes **have not missed the ACC Championship** since joining the conference prior to the 2005 baseball season.

HOME RUN TRACKER

2/15	David Thompson (3-R)
2/15	Malik Rosier (solo)
2/19	Carl Chester (solo)
2/21	Zack Collins (3-R)
2/27	Garrett Kennedy (2-R)
3/1	Carl Chester (solo)
3/4	Zack Collins (solo)
3/10	David Thompson (2-R)
3/10	Willie Abreu (2-R)
3/11	Carl Chester (solo)
3/13	David Thompson (solo)
3/13	George Iskenderian (2-R)
3/15	David Thompson (2-R)
3/17	David Thompson (solo)
3/17	David Thompson (slam)
3/17	George Iskenderian (2-R)
3/20	David Thompson (slam)
3/20	Garrett Kennedy (2-R)
3/20	Ricky Eusebio (solo)
3/20	David Thompson (2-R)
3/21	Carl Chester (solo)
3/21	Garrett Kennedy (3-R)
3/27	Ricky Eusebio (solo)
3/28	Zack Collins (solo)
4/4	Zack Collins (solo)
4/5	David Thompson (3-R)
4/10	Garrett Kennedy (2-R)
4/11	Zack Collins (solo)
4/12	David Thompson (3-R)
4/14	Willie Abreu (solo)
4/26	David Thompson (3-R)
4/26	Garrett Kennedy (solo)
4/26	Willie Abreu (3-R)
4/26	Zack Collins (2-R)
5/2	Zack Collins (slam)
5/3	George Iskenderian (solo)
5/3	Zack Collins (solo)
5/3	Zack Collins (2-R)
5/6	David Thompson (solo)
5/8	Jacob Heyward (solo)
5/8	Zack Collins (2-R)
5/8	David Thompson (2-R)
5/8	Garrett Kennedy (slam)
5/9	Jacob Heyward (solo)
5/9	Zack Collins (2-R)
5/10	Zack Collins (slam)
5/10	David Thompson (3-R)
5/12	Willie Abreu (2-R)
5/12	David Thompson (2-R)
5/12	Zack Collins (2-R)
5/15	David Thompson (2-R)
5/15	David Thompson (solo)
5/15	David Thompson (slam)
5/16	Zack Collins (3-R)
5/16	David Thompson (solo)
5/16	Jacob Heyward (3-R)

GAMEWINNING HITS / RBI

2/13	Johnny Ruiz (1B)
2/14	Zack Collins (2B)
2/15	Ricky Eusebio (2B)
2/21	Brandon Lopez (1B)
2/25	Zack Collins (groundout)
2/27	Garrett Kennedy (HR)
2/28	Willie Abreu (1B)
3/4	George Iskenderian (g-out)
3/7	Zack Collins (2B)
3/11	Carl Chester (HR)
3/13	David Thompson (HR)
3/14	Christopher Barr (2B)
3/17	George Iskenderian (BB)
3/20	George Iskenderian (1B)
3/21	Carl Chester (HR)
3/28	Johnny Ruiz (1B)
3/29	Zack Collins (HR)
4/3	Garrett Kennedy (1B)
4/4	Zack Collins (HR)
4/5	Garrett Kennedy (1B)
4/8	George Iskenderian (1B)
4/10	George Iskenderian (1B)
4/11	Zack Collins (HR)
4/12	Willie Abreu (1B)
4/15	Garrett Kennedy (1B)
4/19	Willie Abreu (2B)
4/26	David Thompson (HR)
5/2	David Thompson (1B)
5/2	Garrett Kennedy (1B)
5/3	George Iskenderian (HR)
5/8	Garrett Kennedy (HBP)
5/9	Brandon Lopez (2B)
5/10	David Thompson (HBP)
5/12	Christopher Barr (3B)
5/14	Christopher Barr (1B)
5/15	Zack Collins (3B)
5/16	Garrett Kennedy (2B)




MIAMI IN THE ACC CHAMPIONSHIP
<p>2005: Jacksonville, Fla. (0-2)</p> <p><u>Wed., May 25</u> #6 NC State - 2 (WP: Brackman - 4-0) #3 Miami - 1 (LP: Carrillo - 12-2)</p> <p><u>Thurs., May 26</u> #3 Miami - 1 (LP: Touchet - 3-5) #2 Clemson - 9 (WP: Cribb - 7-4)</p> <p>2006: Jacksonville, Fla. (1-2)</p> <p><u>Wed., May 24</u> #5 Miami - 1 (LP: Maine - 10-3) #4 Georgia Tech - 2 (WP: Wood - 9-4)</p> <p><u>Thurs., May 25</u> #5 Miami - 4 (WP: Miguelez - 7-4) #8 Wake Forest - 1 (LP: Keadle - 5-4)</p> <p><u>Fri., May 26</u> #4 Georgia Tech - 7 (WP: Hyatt - 3-0) #5 Miami - 4 (LP: Albir - 0-1)</p> <p>2007: Jacksonville, Fla. (1-2)</p> <p><u>Wed., May 23</u> #5 Miami - 4 (LP: Housey - 0-3) #4 Clemson - 5 (WP: Farina - 5-3)</p> <p><u>Fri., May 25</u> #1 Florida State - 3 (LP: Strauss - 9-3) #5 Miami - 9 (WP: Erickson - 10-3)</p> <p><u>Sat., May 26</u> #8 Wake Forest - 7 (LP: Garcia - 7-4) #5 Miami - 3 (WP: Hunter - 7-6)</p> <p>2008: Jacksonville, Fla. (4-0)*</p> <p><u>Wed, May 21</u> #8 Clemson - 1 (LP: Mitchell - 6-5) #1 Miami - 7 (WP: Hernandez - 11-0)</p> <p><u>Thurs., May 22</u> #1 Miami - 15 (WP: Gutierrez - 4-2) #2 Clemson - 13 (LP: Rulon - 3-1)</p> <p><u>Sat., May 24</u> #4 NC State - 2 (LP: Buchanan - 2-2) #1 Miami - 5 (WP: Garcia - 6-2)</p> <p><u>Sun., May 25 (Championship Game)</u> #1 Miami - 8 (WP: Gutierrez - 4-0) #6 Virginia - 4 (LP: McAnanaey - 4-5)</p>

MIAMI IN THE ACC CHAMPIONSHIP
<p>2009: Durham, N.C. (1-2)</p> <p><u>Wed., May 20</u> #5 Miami - 8 (WP: D. Gutierrez - 3-6) #4 Georgia Tech - 6 (LP: McGuire - 10-1)</p> <p><u>Thurs., May 21</u> #1 Florida State - 4 (WP: Busch - 6-2) #5 Miami - 2 (LP: Hernandez - 7-4)</p> <p><u>Fri., May 22</u> #8 Boston College 10 (WP: Dean - 6-4) #5 Miami - 1 (LP: Nazario - 6-4)</p> <p>2010: Greensboro, N.C. (1-2)</p> <p><u>Wed, May 26</u> #4 Miami - 9 (WP: Whaley - 6-1) #5 Florida State - 3 (LP: Gilmartin - 6-7)</p> <p><u>Thurs., May 27</u> #8 Boston College - 12 (WP: Moran - 8-5) #4 Miami - 10 (LP: Miller - 1-1)</p> <p><u>Sat., May 29</u> #4 Miami - 8 (LP: Encinosa - 1-1) #1 Virginia - 12 (WP: Hultzen - 9-1)</p> <p>2011: Durham, N.C. (2-1)</p> <p><u>Thurs., May 26</u> #5 Miami - 7 (WP: Salcines - 1-0) #4 North Carolina - 5 (LP: Orlan - 1-1)</p> <p><u>Fri., May 27</u> #1 Virginia - 6 (WP: Thompson - 3-1) #5 Miami - 4 (LP: Miller - 2-1)</p> <p><u>Sat., May 28</u> #8 Wake Forest - 2 (LP: Stadler - 2-9) #5 Miami - 4 (WP: Encinosa - 5-5)</p> <p>2012: Greenboro, N.C. (2-2)</p> <p><u>Wed, May 23</u> #6 Miami - 2 (LP: Nedeljkovic - 0-2) #3 NC State - 3 (WP: Williams - 3-3)</p> <p><u>Thurs., May 24</u> #3 North Carolina - 3 (LP: Emanuel - 8-4) #6 Miami - 5 (WP: Ewing - 6-2)</p> <p><u>Fri., May 25</u> #4 Wake Forest - 3 (LP: Holmes - 7-3) #6 Miami - 6 (WP: Whaley - 4-4)</p> <p><u>Sun., May 27 (Championship Game)</u> #8 Georgia Tech - 8 (WP: Didrick - 2-0) #6 Miami - 5 (LP: Salas - 6-3)</p>

MIAMI IN THE ACC CHAMPIONSHIP
<p>2013: Durham, N.C. (1-2)</p> <p><u>Thurs., May 23</u> #8 Miami - 0 (LP: Suarez - 3-5) #1 North Carolina - 10 (WP: Emanuel - 9-3)</p> <p><u>Fri., May 24</u> #4 NC State - 7 (WP: Woock - 6-1) #8 Miami - 1 (LP: Diaz - 6-5)</p> <p><u>Sat., May 25</u> #8 Miami - 7 (WP: Radziewski - 9-2) #5 Clemson - 0 (LP: Schmidt - 3-4)</p> <p>2014: Greensboro, N.C. (1-2)</p> <p><u>Wed., May 21</u> #9 Georgia Tech - 6 (WP: Hedding - 4-4) #1 Miami - 3 (LP: Hammond - 5-1)</p> <p><u>Fri., May 24</u> #4 NC State - 7 (WP: Woock - 6-1) #8 Miami - 1 (LP: Diaz - 6-5)</p> <p><u>Sat., May 25</u> #8 Miami - 7 (WP: Radziewski - 9-2)</p> <p>2015: Durham, N.C.</p> <p><u>Wed., May 20 - 3 p.m. (RSN/ESPN3)</u> #7 Virginia #10 Georgia Tech vs. #2 Miami</p> <p><u>Fri., May 22 - 7 p.m. (RSN/ ESPN3)</u> #2 Miami vs. #6 NC State</p> <p><u>Sat., May 23 - 3 p.m. (RSN/ESPN3)</u> #3 Notre Dame vs. #2 Miami</p> <div style="text-align: center;">  </div>

2015 MIAMI HURRICANES PHOTO ROSTER / SPOTTING CHART



#0 Zack Collins



#2 Ricky Eusebio



#4 Johnny Ruiz




#7 George Iskenderian



#8 David Thompson



#10 Justin Smith



#13 Willie Abreu



#14 Danny Garcia



#17 Christopher Barr




#18 Michael Mediavilla



#19 Bryan Garcia



#22 Luke Spangler



#24 Jacob Heyward



#27 Ryan Otero



#28 Malik Rosier




#30 Andrew Suarez



#31 Sam Abrams



#32 Andy Honiotes



#34 Derik Beauprez



#35 Devin Meyer



#37 Keven Pimentel



#38 Daniel Braggi



#39 Cooper Hammond



#40 Garrett Kennedy



#42 Edgar Michelangeli



#43 Thomas Woodrey




#44 Peter Crocitto



#45 Carl Chester



#47 Enrique Sosa



#49 Daniel Epstein



#51 Brandon Lopez



#52 Daniel Sayles



#55 Jesse Lepore

2015 MIAMI HURRICANES BASEBALL PLAYER PROFILES

PITCHER PROFILES

31 • SAM ABRAMS RHP

- 5-9 • 185 • SR • Miami, FL • Killian**
- One of team's most improved pitchers in final year of eligibility
 - Has allowed one run in last seven appearances (1.23 ERA)
 - Made two appearances vs. UVA and earned first career W on 4/19
 - Finished master's degree in accounting for final year of eligibility
 - Provides different look out of bullpen with sidearm delivery
 - Grew up going to Mark Light Field, lifelong Miami fan

CAREER STATISTICS

YEAR	ERA	W-L	APP	IP	H	R	ER	BB	SO	B/AVG
2015	1.76	1-0	12	15.1	15	3	3	9	13	.278
2014	6.75	0-0	4	2.2	3	2	2	0	3	.300
2013	10.80	0-0	3	1.2	1	2	2	2	2	.200
2011	3.72	0-0	7	9.2	9	5	4	4	5	.243

CAREER 3.38 1-0 26 29.1 28 12 11 15 23

CAREER HIGHS

Innings: 3.2, vs. Florida, 3/26/2011
 Hits: 5, vs. NC State, 3/3/2015
 Runs: 4, vs. Georgia Tech, 3/26/2011
 Earned Runs: 4, vs. Georgia Tech, 3/26/2011
 Strikeouts: 5, vs. Virginia Tech, 5/10/2015
 Walks: 3, vs. NC State, 3/3/2015

SEASON HIGHS

Innings: 3.1 vs. NC State, March 13
 Hits: 5, vs. NC State, March 13
 Runs: 1, three times (last vs. Florida State, April 24)
 Earned Runs: 1, three times (last vs. Florida State, April 24)
 Strikeouts: 5, vs. Virginia Tech, April 10
 Walks: 3, vs. NC State, March 13

2015: ABRAMS GAME-BY-GAME (1-0)

DATE	OPP.	GS	W-L	IP	H	R	ER	BB	SO	NP
2/14	Rutgers-2	--	0-0	0	0	0	0	1	0	6
3/7	@Louisville-1	--	1-1	1	0	0	1	1	0	20
3/13	NC State	--	3-1	5	1	1	3	1	3	54
3/15	NC State	--	1-0	0	0	0	0	0	0	6
3/29	@UNC	--	2-1	3	1	1	1	1	1	48
4/10	Va. Tech	--	2-0	1	0	0	1	5	3	37
4/18	@Virginia	--	0-1	0	0	0	0	0	0	1
4/19	@Virginia	W	0-1	0	0	0	0	1	1	9
4/24	Florida St.	--	1-2	1	1	1	0	2	1	17
4/25	Florida St.	--	1-0	2	0	0	0	0	0	19
5/6	Bethune	--	1-0	2	0	0	1	2	2	24
5/15	Georgia Tech	--	1-0	0	0	0	0	0	1	17

34 • DERIK BEAUPREZ RHP

- 6-5 • 233 • SO • Cherry Hills Vill., CO • Cherry Creek**
- Dominant outing in spot start vs. B-CU (5/6): 5.0 IP, 0 H, 0 R, 6 Ks
 - Earned win last time out in relief vs. FAU (5/12): 2.0 IP, 1 H, 0 R
 - Has struggled as starter, but has 2.51 ERA in 10 relief outings
 - Drafted in 25th round of 2013 MLB Draft by Boston Red Sox
 - Back-to-back first-team All-Colorado from *Denver Post* (2012-13)

CAREER STATISTICS

YEAR	ERA	W-L	APP	IP	H	R	ER	BB	SO	B/AVG
2015	5.74	3-2	15	26.2	22	17	17	19	26	.220
2014	0.83	1-0	6	21.2	13	2	2	8	17	.167

CAREER 3.54 4-2 21 48.1 35 19 19 27 43 --

CAREER HIGHS

Innings: 5.0, twice (last vs. Bethune-Cookman, 5/6/2015)
 Hits: 6, vs. FAU, 2/18/2015
 Runs: 6, vs. Wright State, 3/1/2015
 Earned Runs: 6, vs. Wright State, 3/1/2015
 Strikeouts: 6, vs. Bethune-Cookman, 5/6/2015
 Walks: 4, twice

SEASON HIGHS

Innings: 5.0, vs. Bethune-Cookman, May 6
 Hits: 6, at FAU, February 17
 Runs: 6, vs. Wright State, March 1
 Earned Runs: 6, vs. Wright State, March 1
 Strikeouts: 6, vs. Bethune-Cookman, May 6
 Walks: 4, at Louisville, March 8

2015: BEAUPREZ GAME-BY-GAME (3-2)

DATE	OPP.	GS	W-L	IP	H	R	ER	BB	SO	NP
2/13	Rutgers	--	1-2	0	0	0	0	2	2	27
2/15	Rutgers	W	2-0	3	1	1	0	1	1	37
2/17	@FAU	**	--	2.0	6	3	3	1	1	44
2/21	@Florida	--	2-1	1	0	0	1	2	3	30
3/1	@Wright St.	**	L	1.1	3	6	6	3	3	46
3/8	@Louisville	**	--	2.0	4	4	4	4	2	57
3/17	Army	--	1-0	0	0	0	0	0	0	7
3/20	@Wake	--	1-0	0	0	0	2	2	3	31
3/25	FGCU	--	1-1	0	0	0	3	2	3	33
3/29	@UNC	--	0-0	0	2	2	3	0	1	14
4/11	Va. Tech	--	1-0	0	0	0	0	2	1	11
4/24	Florida St.	L	3-0	2	1	1	1	2	3	32
5/2	@Pitt (G2)	--	1-0	2	0	0	0	0	0	14
5/5	Bethune	**	W	5.0	0	0	0	1	6	62
5/12	FAU	W	2-0	1	0	0	0	1	3	33

38 • DANIEL BRIGGI RHP

- 6-0 • 190 • SR • Croton, N.Y. • Hendrick Hudson**
- Has been promoted to one of Miami's top relievers in first season
 - Senior walk-on, played club baseball for first three years at Miami
 - Cut from team in previous two efforts as walk-on; made it 3rd try
 - Accepted and will attend Miami Miller School of Medicine this fall

CAREER STATISTICS

YEAR	ERA	W-L	APP	IP	H	R	ER	BB	SO	B/AVG
2015	1.86	1-0	20	29.0	11	6	6	13	25	.117

SEASON HIGHS

Innings: 4.0, vs. FGCU, March 11
 Hits: 3, vs. FGCU, March 25
 Runs: 2, twice (last vs. FAU, May 12)
 Earned Runs: 2, (last vs. FAU, May 12)
 Strikeouts: 6, vs. FGCU, March 11
 Walks: 2, twice (last at Virginia, April 18)

2015: BRIGGI GAME-BY-GAME (1-0)

DATE	OPP.	GS	W-L	IP	H	R	ER	BB	SO	NP
2/15	Rutgers	--	2-0	0	0	0	0	2	2	20
3/1	Wright State	--	3-0	0	0	0	1	4	4	45
3/7	@Louisville-2	--	0-2	1	0	0	0	1	0	18
3/10	@FGCU	W	4-0	1	0	0	1	6	5	50
3/13	NC State	--	1-0	0	0	0	0	0	4	4
3/14	NC State	--	1-0	1	1	1	1	1	0	16
3/22	@Wake	--	2-0	1	2	2	2	1	3	30
3/25	FGCU	--	1-2	3	1	1	0	1	2	29
3/28	@UNC	--	3-0	2	0	0	0	0	4	43
4/1	Bethune	--	2-0	1	0	0	0	2	2	25
4/5	Duke	--	1-2	0	0	0	0	0	0	17
4/8	FAU	--	0-2	0	0	0	0	1	1	9
4/11	Va. Tech	--	1-0	0	0	0	0	2	1	15
4/15	UCF	--	1-0	0	0	0	1	2	1	16
4/18	@Virginia	--	0-2	0	0	0	2	0	1	14
4/24	Florida St.	--	0-1	0	0	0	1	0	0	10
5/6	Bethune	--	1-0	0	0	0	0	1	1	15
5/9	NYIT	--	1-0	0	0	0	1	2	1	16
5/12	FAU	--	0-2	1	2	2	1	0	1	15
5/15	Georgia Tech	--	0-2	0	0	0	0	1	1	19

19 • BRYAN GARCIA RHP

- 6-1 • 205 • SO • Miami, FL • Christopher Columbus**
- Earned Third-Team All-ACC recognition as a relief pitcher
 - Ranks 4th in ACC with 9 saves - has 24 career (5th in UM history)
 - Tossed scoreless ninth inning last time out vs. Ga. Tech (5/16)
 - Ranks 3rd with 25 appearances, 2nd among relievers w/30.1 IP
 - Rebounded from blown save vs. UVA G2 to get save in G3 (4/19)
 - Named to '15 NCBWA Stopper of the Year Watch List (top closer)
 - UM freshman record w/15 saves - NCBWA 3rd-Team All-American

CAREER STATISTICS

YEAR	ERA	W-L	APP	IP	H	R	ER	BB	SO	B/AVG
2015	2.67	4-2	25	30.1	21	10	9	15	27	.206
2014	1.75	7-4	31	51.1	40	12	10	19	56	.220

CAREER 2.09 11-6 56 81.2 61 22 19 34 83 --

CAREER HIGHS

Innings: 3.0, three times (last vs. Texas Tech, 6/1/2014)
 Hits: 3, 10 times (last vs. Virginia, 4/18/2015)
 Runs: 4, vs. Virginia, 4/18/2015
 Earned Runs: 4, vs. Virginia, 4/18/2015
 Strikeouts: 4, three times (last vs. Duke, 5/24/2014)
 Walks: 3, three times (last vs. Florida State, 4/24/2015)

BRYAN GARCIA SEASON HIGHS

Innings: 2.0, four times (last vs. Florida State, April 24)
 Hits: 3, twice (last at Virginia, April 18)
 Runs: 4, at Virginia, April 18
 Earned Runs: 4, at Virginia, April 18
 Strikeouts: 3, four times (last vs. Florida State, April 24)
 Walks: 3, three times (last vs. Florida State, April 24)

2015: BRYAN GARCIA GAME-BY-GAME (4-2)

DATE	OPP.	GS	W/L/S	IP	H	R	ER	BB	SO	NP
2/13	Rutgers	S	1.0	1	0	0	0	0	0	11
2/17	@FAU	--	0-1	0	0	0	0	0	0	8
2/22	@Florida	--	1-2	0	0	0	1	1	1	14
2/25	Barry	S	1.0	0	0	0	0	2	1	14
2/28	Wright State	W	1.0	0	0	0	0	0	1	11
3/4	FGCU	S	1.1	3	1	1	0	1	1	21
3/7	@Louisville-2	S	2.0	0	0	0	0	2	18	
3/8	@Louisville	L	1.1	1	1	1	0	3	1	35
3/13	NC State	W	2.0	0	0	0	0	0	3	36
3/15	NC State	--	2-0	0	0	0	0	1	2	23
3/21	@Wake	--	1-1	1	0	0	0	0	0	10
3/22	@Wake	--	0-2	1	1	1	1	1	0	11
3/27	@UNC	S	1.0	1	0	0	1	1	2	21
3/28	@UNC	W	2.0	3	2	2	3	1	4	42
4/3	Duke	S	1.2	0	0	0	0	0	3	34
4/4	Duke	S	1.0	1	0	0	1	0	0	21
4/8	FAU	W	1.0	0	0	0	0	3	1	17
4/15	UCF	S	1.0	0	0	0	0	1	1	12
4/18	@Virginia	L	0.0	3	4	4	1	0	1	17
4/19	@Virginia	S	1.0	0	0	0	0	1	1	18
4/24	Florida St.	--	2-0	1	1	1	3	3	4	41
5/3	@Pittsburgh	--	1-0	1	0	0	1	0	1	17
5/10	NYIT	--	1-0	2	0	0	0	0	0	15
5/12	FAU	--	1-0	2	0	0	0	1	2	20
5/15	Georgia Tech	--	1-0	0	0	0	0	0	1	15

14 • DANNY GARCIA LHP

- 6-1 • 195 • SO • Miami, FL • Westwood Christian**
- Tagged four 5 H, 4 ER in just 4.1 IP in last start vs. FAU (5/12)
 - Made four relief appearances in between last two starts
 - Scratched from slated start vs. B-CU (5/6) due to stomach virus
 - Leads all Miami pitchers with 68 strikeouts; tied 2nd with 6 wins
 - Has 10 starts and seven relief appearances - serves as #4 SP
 - Earned first career win vs. Barry (2/25), career-long 7.2 IP, 9 K's
 - Earned first-team All-Dade from *Miami Herald* last two HS seasons

CAREER STATISTICS

YEAR	ERA	W-L	APP	IP	H	R	ER	BB	SO	B/AVG
2015	3.21	6-1	17	70.0	69	28	25	15	68	.263

PLAYER PROFILES

HITTER PROFILES

13 • WILLIE ABREU OF

- 6-4 • 225 • SO • Hialeah, FL • Mater Academy**
- Earned Third-Team All-ACC recognition for second straight year
 - Elected team captain alongside fellow sophomore Bryan Garcia
 - Career-long 13-game hitting streak was snapped vs. B-CU (May 6)
 - Led all starters with .444 average against Pitt (4-for-9)
 - Has already passed freshman totals for runs, home runs & RBI
 - Connected on solo blast vs. UCF (4/15) that hit RF parking garage
 - 61 hits in 2014 were tied for third-most; was third team All-ACC
 - Drafted in 14th round of 2013 MLB Draft by Cincinnati Reds
 - Ranked No. 175 Draft-eligible prospect in 2013 by *Perfect Game*

CAREER STATISTICS

YEAR	AVG	GP-GS	AB	R	H	2B	3B	HR	RBI	SB-A
2015	.297	54-54	185	36	55	8	0	4	37	4-4
2014	.277	61-59	220	29	61	8	1	1	28	4-5

CAREER .286 115-113 405 65 116 16 1 5 65 8-9

CAREER HIGHS

- At Bats:** 7, vs. North Carolina, 5/16/2014
Runs: 3, twice (last vs. Villanova, 3/4/2014)
Hits: 4, twice (last at Virginia, 4/19/2015)
RBI: 3, four times (last vs. Florida State, 4/26/2015)
Walks: 2, nine times (last vs. Bethune-Cookman, 4/11/2015)
Steals: 1, eight times (last vs. Virginia Tech, 4/11/2015)
Hitting Streak: 13 games (2015)

SEASON HIGHS

- At Bats:** 5, seven times (last at Virginia, April 19)
Runs: 2, eight times (last vs. NYIT, May 9)
Hits: 4, twice (last at Virginia, April 18)
RBI: 3, three times (last vs. Florida State, April 26)
Walks: 2, four times (last vs. Bethune-Cookman, April 1)
Steals: 1, four times (last vs. Virginia Tech, April 11)
Hitting Streak: 13 games

17 • CHRISTOPHER BARR 1B

- 6-1 • 200 • R-SO • Royal Palm Beach, FL • Royal Palm Beach**
- Bumped to No. 2 hole prior to Saturday game vs. FSU (4/25)
 - Has hit .383 with 17 runs and 14 RBI since moving up in lineup
 - Led team with .714 average (5-for-7) and .818 OBP against GTech
 - Has started past 39 at first base leading into Friday's opener
 - Tied career high with three hits vs. Bethune-Cookman (5/6)
 - Leads team with 13 sacrifice hits - had two vs. Georgia Tech
 - Missed 2014 season while recovering from surgery
 - Recorded first career three-hit game in win over Wake (3/21)

CAREER STATISTICS

YEAR	AVG	GP-GS	AB	R	H	2B	3B	HR	RBI	SB-A
2015	.318	49-46	157	36	50	7	5	0	24	10-10
2013	.217	55-29	115	27	25	1	1	0	6	7-10

CAREER .276 104-75 272 63 75 8 6 0 30 17-20

CAREER HIGHS

- At Bats:** 6, vs. Florida State, 4/24/2015
Runs: 3, twice (last vs. NYIT, 5/10/2015)
Hits: 3, twice (last vs. Bethune-Cookman, 5/6/2015)
RBI: 3, twice (last vs. NYIT, 5/8/2015)
Walks: 2, three times (last vs. UCF, 4/1/2015)
Steals: 2, vs. North Carolina, 3/17/2013
Hitting Streak: 5 games, twice (last 2015)

SEASON HIGHS

- At Bats:** 6, vs. Florida State, April 24
Runs: 3, twice (last vs. NYIT, May 10)
Hits: 3, twice (last vs. Bethune-Cookman, May 6)
RBI: 3, vs. NYIT, May 8
Walks: 2, twice (last vs. UCF, April 15)
Steals: 1, six times (last vs. FAU, April 8)
Hitting Streak: 5 games

45 • CARL CHESTER OF

- 6-0 • 190 • FR. • Longwood, FL • Lake Brantley**
- Has come off bench in last five games after starting 47 games
 - Moved to No. 9 spot from leadoff role in lineup during Duke series
 - Hit .364 (4-for-11) in series with Pitt with two runs, two RBI
 - Offers dynamic speed - 11 steals rank second most on UM
 - Had two doubles in 2-for-4 performance vs. FSU (4/24)
 - Recorded two RBI groundouts in team's series vs. Virginia
 - Hit .455 vs. Wake (5-for-11), including leadoff HR in G2 (3/21)
 - Selected in 38th round of 2014 MLB Draft by Milwaukee
 - Chosen by *D1Baseball.com* as pick for ACC Freshman of the Year

CAREER STATISTICS

YEAR	AVG	GP-GS	AB	R	H	2B	3B	HR	RBI	SB-A
2014	.267	54-47	187	35	50	10	1	4	24	11-14

SEASON HIGHS

- At Bats:** 6, vs. Wake Forest, March 21
Runs: 2, nine times (last vs. Bethune-Cookman, May 6)
Hits: 3, twice (last at Wake Forest, March 21)
RBI: 2, twice (last vs. Virginia Tech, April 11)
Walks: 2, twice (last at Wake Forest, March 20)
Hitting Streak: 7 games

0 • ZACK COLLINS C/DH

- 6-3 • 220 • SO • Pembroke Pines, Fla. • Amer. Heritage**
- Earned 2015 First-Team All-ACC recognition at DH/Utility
 - Current 14-game hitting streak: .431, 9 HR, 36 RBI, 1.052 SLG
 - Ended year in ACC: 3rd in HR, 3rd in SLG, 2nd in RBI, 5th in OBP
 - Has started 28 games at catcher and 26 games at DH
 - Had dominant series vs. Pitt: 3 HR (inc. 1 grand slam) & 9 RBI
 - 30 extra-base hits ranks second on UM (only to Thompson's 36)
 - 6th *Baseball America* National Freshman of the Year from Miami
 - Ranked by *Perfect Game* as top 2016 Draft-eligible player in ACC
 - Named 2014 ACC Freshman of the Year, 2014 All-ACC 3rd Team

CAREER STATISTICS

YEAR	AVG	GP-GS	AB	R	H	2B	3B	HR	RBI	SB-A
2015	.310	54-54	200	54	62	11	5	14	60	7-8
2014	.298	61-58	205	32	61	14	3	11	54	0-0

CAREER .302 115-112 405 86 123 25 7 25 114 7-8

CAREER HIGHS

- At Bats:** 8, vs. Florida State, 4/24/2015
Runs: 4, vs. NYIT, 5/8/2015
Hits: 4, twice (last vs. NYIT, 5/8/2015)
RBI: 6, at NC State, 3/30/2014
Walks: 3, five times (last at Wake Forest, 3/20/2015)
Hitting Streak: 14 games (2015)

SEASON HIGHS

- At Bats:** 8, vs. Florida State, April 24
Runs: 4, vs. NYIT, May 8
Hits: 4, vs. NYIT, May 8
RBI: 5, at Pittsburgh, May 2 (Game Two)
Walks: 3, twice (last at Wake Forest, March 20)
Hitting Streak: 14 games (current)

44 • PETER CROCITTO C/3B/1B

- 6-0 • 205 • FR. • Palm City, FL • South Fork**
- Hit doubles vs. Bethune-Cookman, VTech, and two vs. FSU
 - Connected on first career double & RBI in opener vs. VT (4/1)
 - Has action in 11 games in first season
 - Made diving stop at third in 9th vs. Wake (3/21) to save a basehit

CAREER STATISTICS

YEAR	AVG	GP-GS	AB	R	H	2B	3B	HR	RBI	SB-A
2015	.389	14-0	18	4	7	4	0	0	4	0-0

SEASON HIGHS

- At Bats:** 3, vs. Rutgers, February 15
Runs: 1, three times (last vs. Florida State, April 25)
Hits: 1, six times (last vs. Florida State, April 26)
RBI: 1, twice (last vs. Florida State, April 26)
Walks: N/A
Hitting Streak: 3 games

2 • RICKY EUSEBIO OF

- 5-11 • 195 • JR • Homestead, FL • Gulliver Prep**
- Moved to leadoff spot during Duke series after hitting in 2-hole
 - Has recorded .409 on-base percentage in 25 games as leadoff
 - Has started all 55 games in centerfield this season
 - Has career 85.7% rate on stolen bases, including 80% this year
 - Excels on defense, staff considers him w/best UM def. CFs ever
 - 14 doubles and 16 steals both rank second-most at UM
 - Set career highs in every off. category in 2015 - his first as starter
 - Constant on-base threat - HBP leader (15), T-2nd in walks (38)
 - One of only three players to start all 55 games this season
 - Named to first team All-Dade senior season by *Miami Herald*

CAREER STATISTICS

YEAR	AVG	GP-GS	AB	R	H	2B	3B	HR	RBI	SB-A
2015	.294	55-55	197	58	58	14	2	2	25	16-20
2014	.263	44-13	57	16	15	2	0	0	7	6-6
2013	.221	47-23	95	14	21	3	0	0	8	8-9

CAREER .269 146-91 349 88 94 19 2 2 40 30-35

CAREER HIGHS

- At Bats:** 7, vs. Florida State, 4/24/2015
Runs: 3, three times (last at FGCU, 3/10/2015)
Hits: 3, four times (last vs. Duke, 4/3/2015)
RBI: 3, four times (last vs. Virginia Tech, 4/11/2015)
Walks: 3, vs. NYIT, 5/9/2015
Steals: 2, four times (last vs. Rutgers, 2/15/2015)
Hitting Streak: 7 games (2015)

SEASON HIGHS

- At Bats:** 7, vs. Florida State, April 24
Runs: 3, three times (last at FGCU, March 10)
Hits: 3, twice (last vs. Duke, April 3)
RBI: 3, twice (last vs. Virginia Tech, April 11)
Walks: 3, vs. NYIT, May 9
Steals: 2, vs. Rutgers, February 15, 2015
Hitting Streak: 7 games

24 • JACOB HEYWARD OF

- 6-3 • 201 • SO • McDonough, GA • Eagle's Landing**
- Has emerged as starting leftfielder - has started last five games
 - Hitting .500 (9-for-18) with one homer, 8 RBI during that stretch
 - Recorded career-high six RBI in 17-4 win over Georgia Tech (5/16)
 - Riding career-long seven-game hitting streak into ACC Tourney
 - Went 1-for-3 w/ one run and one walk in start vs. FAU (5/12)
 - Hit pinch hit home runs in back-to-back games vs. NYIT (5/8 & 5/9)
 - Home run in Game 2 vs. NYIT was a moon shot over leftfield net
 - Serves as one of team's top defensive replacements in rightfield
 - Drafted in the 38th round of the 2013 MLB Draft by Atlanta
 - Ranked No. 196 senior overall (No. 11 in Georgia) by *Perfect Game*
 - Younger brother of St. Louis Cardinals' outfielder Jacob Heyward

CAREER STATISTICS

YEAR	AVG	GP-GS	AB	R	H	2B	3B	HR	RBI	SB-A
2015	.333	44-10	69	28	23	4	0	3	15	1-2
2014	.160	14-6	25	5	4	1	0	0	3	0-1

CAREER .287 58-16 94 33 27 5 0 3 18 1-3

CAREER HIGHS

- At Bats:** 5, at FGCU, 3/10/2015
Runs: 3, three times (last vs. Georgia Tech, 5/16/2015)
Hits: 3, twice (last vs. NYIT, 5/10/2015)
RBI: 6, vs. Georgia Tech, 5/16/2015
Walks: 2, three times (last vs. Georgia Tech, 5/15/2015)
Steals: 1, vs. FAU, 5/12/2015
Hitting Streak: 7 games (2015)

SEASON HIGHS

- At Bats:** 5, at FGCU, March 10
Runs: 3, three times (last vs. Georgia Tech, May 16)
Hits: 3, vs. NYIT, May 10
RBI: 6, vs. Georgia Tech, May 16
Walks: 2, three times (last vs. Georgia Tech, May 15)
Steals: 1, vs. FAU, May 12
Hitting Streak: 7 games (current)

7 • GEORGE ISKENDERIAN INF

- 6-0 • 190 • JR • Englewood Cliffs, NJ • IRCC**
- Earned First-Team All-ACC recognition at 2B after dominant year
 - Won ACC regular season batting title (.391), 12th-best nationally
 - Led ACC in runs (61) and hits (81); third in OBP (.482) and SB (22)
 - Recorded UM's first five-hit game since 2011 vs. FAU (5/12)
 - .387 average in league play was tops among all players in ACC
 - One of only three players to start all 55 games this season
 - Leads team w/20 multi-hit games; 12 multi-RBI games is 4th-most
 - Hit .571 (8-for-14) with four runs in sweep of Duke (4/3-4/6)
 - Picked by St. Louis (34th RD) in MLB Draft out of Indian River CC
 - Played freshman season at South Carolina, hitting .250 with 6 RBI

CAREER STATISTICS

YEAR	AVG	GP-GS	AB	R	H	2B	3B	HR	RBI	SB-A
2015	.391	55-55	207	61	81	11	2	3	47	22-23

SEASON HIGHS

At Bats: 5, 16 times (last vs. Georgia Tech, May 16)
 Runs: 3, five times (last vs. FAU, May 12)
 Hits: 5, vs. FAU, May 12
 RBI: 3, four times (last vs. Duke, April 5)
 Walks: 3, vs. Florida State, April 24
 Steals: 2, three times (last vs. Bethune-Cookman, April 1)
 Hitting Streak: 12 games

40 • GARRETT KENNEDY C

- 6-1 • 210 • SR • Davie, Fla. • Archbishop McCarthy**
- Earned 2015 All-ACC Third-Team recognition at catcher
 - Serving as one of Miami's most productive hitters in last year
 - Hitting .426 with 2 HR, 18 RBI, .517 OBP on UM's winning streak
 - Ranked fourth in ACC with .361 AVG and fourth in OBP at .463
 - Hit .372 in ACC play in 2015 with four home runs and 24 RBI
 - Hit first career grand slam in 26-0 rout of NYIT on May 8
 - Already has set career highs in every offensive category
 - One of team's most experienced players, one of six seniors
 - Named to 2014 Coral Gables Regional All-Tournament Team

CAREER STATISTICS

YEAR	AVG	GP-GS	AB	R	H	2B	3B	HR	RBI	SB-A
2015	.361	52-47	180	46	65	10	1	6	46	1-1
2014	.231	43-38	117	14	27	3	0	2	16	1-1
2013	.282	45-39	124	17	35	4	0	3	16	0-2
2012	.165	40-31	85	6	14	0	0	0	4	0-1
CAREER	.279	180-155	506	83	141	17	1	11	82	2-5

CAREER HIGHS

At Bats: 8, vs. Florida State, 4/24/2015
 Runs: 5, vs. Rutgers, 2/15/2015
 Hits: 4, vs. Georgia Tech, 5/16/2015
 RBI: 5, vs. NYIT, 5/8/2015
 Walks: 3, vs. St. John's, 3/5/2013
 Steals: 1, twice (last vs. Virginia, 4/19/2015)
 Hitting Streak: 11 games (2015)

SEASON HIGHS

At Bats: 8, vs. Florida State, April 24
 Runs: 5, vs. Rutgers, February 15
 Hits: 4, vs. Georgia Tech, May 16
 RBI: 5, vs. NYIT, May 8
 Walks: 2, six times (last vs. Virginia Tech, April 12)
 Steals: 1, vs. Virginia, April 19
 Hitting Streak: 11 games

51 • BRANDON LOPEZ SS

- 6-1 • 190 • JR • Miramar, FL • American Heritage**
- Has started 25 of last 26 games at SS, including 23 straight
 - Hitting .341 over Miami's 12-game winning streak with .462 OBP
 - Hit .364 (4-for-11) vs. Pitt with game-tying 1B in 8th inning of G1
 - One of 8 regulars hitting over .300 - bat has impressed in 2015
 - Hit .429 (6-for-14) & had three multi-hit games against Florida St.
 - One of the top defensive infielders in the conference
 - Drafted in 34th round of 2012 MLB Draft by Toronto Blue Jays

CAREER STATISTICS

YEAR	AVG	GP-GS	AB	R	H	2B	3B	HR	RBI	SB-A
2015	.314	37-35	117	23	38	7	2	0	19	0-0
2014	.233	56-56	189	23	44	6	1	0	29	6-11
2013	.243	59-58	181	17	44	1	0	1	15	5-7
CAREER	.259	152-149	487	63	126	14	3	1	63	11-18

LOPEZ CAREER HIGHS

At Bats: 7, vs. North Carolina, 5/16/2014
 Runs: 2, eight times (last at Pittsburgh, 5/3/2015)
 Hits: 3, five times (last at Louisville, 3/7/2015)
 RBI: 4, twice (last vs. Boston College, 3/7/2014)
 Walks: 3, twice (last at Clemson, 4/27/2014)
 Steals: 2, vs. Clemson, 4/27/2014
 Hitting Streak: 7 games (2013)

LOPEZ SEASON HIGHS

At Bats: 5, twice (last vs. Florida State, April 26)
 Runs: 2, three times (last at Pittsburgh, May 3)
 Hits: 3, at Louisville, March 7
 RBI: 3, at Louisville, March 7
 Walks: 2, three times (last vs. Florida State, April 24)
 Steals: N/A
 Hitting Streak: 5 games

42 • EDGAR MICHELANGELI INF

- 6-1 • 210 • R-SO • Miami, FL • Florida Christian**
- Went hitless in two at bats in start at DH vs. Bethune (4/1)
 - Went 1-for-4 in start at DH vs. Army (3/17)
 - Two-run 2B in 8th inning helped clinch win vs. Rutgers (2/14)
 - Made 18 appearances in first full season in '14, including 10 GS
 - Sat out 2013 season due to NCAA transfer rules (Miami-Dade JC)

CAREER STATISTICS

YEAR	AVG	GP-GS	AB	R	H	2B	3B	HR	RBI	SB-A
2015	.226	34-10	62	10	14	4	0	0	6	1-1
2014	.209	17-10	43	4	9	3	0	0	9	0-1
CAREER	.219	51-20	105	14	23	7	0	0	15	1-2

CAREER HIGHS

At Bats: 5, at FGCU, 3/10/2015
 Runs: 2, twice (last vs. NYIT, 5/10/2015)
 Hits: 2, vs. FAU, 2/17/2015
 RBI: 2, twice (last vs. Rutgers, 2/14/2015)
 Walks: 2, vs. Wright State (2/27/2015)
 Hitting Streak: 4 games (2015)

SEASON HIGHS

At Bats: 5, at FGCU, March 10
 Runs: 2, twice (last vs. NYIT, May 10)
 Hits: 2, at FAU, February 17
 RBI: 2, vs. Rutgers, February 14
 Walks: 2, vs. Wright State, February 27
 Hitting Streak: 4 games (twice)

4 • JOHNNY RUIZ 2B

- 5-11 • 195 • SO • Coral Gables, FL • Westminster Chris.**
- Has become Miami's top bat off the bench in second half of 2015
 - Had season-best three-hit games vs. GT (5/15) & NYIT (5/10)
 - Catalyst for Miami's rally vs. FAU - pinch-hit leadoff single (4/8)
 - Started at second vs. Duke (4/5) & reached in all four appearances
 - Team's top hitter at UNC: 4-for-9 (.444) with GWH in Game 1
 - Delivered GWH on Opening Day, two-RBI single in 8th inning
 - Took over 3B midway thru '14 after Thompson suffered blood clot
 - Named 2013 4A-2A Player of the Year by *Miami Herald*
 - Hit .564 with five home runs and 40 RBI during senior season

CAREER STATISTICS

YEAR	AVG	GP-GS	AB	R	H	2B	3B	HR	RBI	SB-A
2015	.311	44-21	106	16	33	3	1	0	19	0-0
2014	.229	45-38	131	22	30	7	0	0	11	2-4
CAREER	.266	89-59	237	38	63	10	0	0	30	2-4

CAREER HIGHS

At Bats: 5, vs. Rutgers, 2/15/2015
 Runs: 2, five times (last vs. Duke, 5/10/2014)
 Hits: 3, four times (last vs. Georgia Tech, 5/15/2015)
 RBI: 3, vs. Rutgers, 2/13/2015
 Walks: 2, eight times (last vs. Duke, 4/5/2015)
 Steals: 1, twice (last at Virginia Tech, 4/6/2014)
 Hitting Streak: 6 games (2014)

SEASON HIGHS

At Bats: 5, vs. Rutgers, February 15
 Runs: 1, 10 times (last vs. Virginia Tech, April 12)
 Hits: 3, twice (last vs. Georgia Tech, 5/15/2015)
 RBI: 3, vs. Rutgers, February 13
 Walks: 2, vs. Duke, April 5
 Hitting Streak: 3 games (three times)

8 • DAVID THOMPSON INF

- 6-2 • 220 • JR • Miami, FL • Westminster Christian**
- Earned First-Team All-ACC recognition at third base - 1st of career
 - Led nation and ranks fifth in program history with 78 RBI
 - One of 35 semifinalists for 2015 Dick Howser Trophy by NCBWA
 - Ended season as ACC's leader in home runs (19) - had 4 HR vs. GT
 - ACC top-10: slug % (2nd), runs (6th), hits (T-7th), total bases (1st)
 - Had three-HR, 9-RBI game against GT on 5/15 - historic outing
 - Has started all 55 games of season - 45 at 3B, 1 at DH, 9 at 1B
 - 2-time ACC POTW this season in back-to-back weeks (3/16, 3/23)
 - Developed blood clot in arm midway though '14, missed 32 games
 - Earned Freshman All-America honors from *Perfect Game* in 2013
 - Was the first three-time *Miami Herald* Athlete of the Year winner
 - State home run leader for single season (19) and career (55), breaking records set by Alex Rodriguez at same school/ballpark

CAREER STATISTICS

YEAR	AVG	GP-GS	AB	R	H	2B	3B	HR	RBI	SB-A
2015	.336	55-55	213	52	71	15	2	19	78	1-3
2014	.278	30-30	108	15	30	6	1	0	15	0-1
2013	.286	52-51	182	22	52	14	0	6	46	3-5
CAREER	.302	134-133	507	89	153	35	3	25	139	4-9

CAREER HIGHS

At Bats: 6, three times (last vs. Georgia Tech, May 15)
 Runs: 3, seven times (last vs. Georgia Tech, May 16)
 Hits: 4, three times (last vs. Georgia Tech, May 15)
 RBI: 9, vs. Georgia Tech, 5/15/2015
 Walks: 3, vs. NYIT, 5/8/2015
 Steals: 1, four times (last vs. Rutgers, 2/14/2015)
 Hitting Streak: 20 games (2015)

SEASON HIGHS

At Bats: 6, three times (last vs. Georgia Tech, May 15)
 Runs: 3, six times (last vs. Georgia Tech, May 16)
 Hits: 4, three times (last vs. Georgia Tech, May 15)
 RBI: 9, vs. Georgia Tech, May 15
 Walks: 3, vs. NYIT, May 8
 Steals: 1, vs. Rutgers, February 14
 Hitting Streak: 20 games

10 • JUSTIN SMITH OF

- 6-2 • 205 • FR • St. John's, FL • Bartram Trail**
- Had first career RBI on 1B vs. NYIT on 5/10
 - Had one walk, one run scored in start at LF vs. Duke (4/5)
 - Made first start of career Saturday vs. NC State (3/14)
 - Had first career hit in first career at bat vs. Rutgers (2/14)
 - Saw action in three games vs. Rutgers, scored two runs
 - Ranked No. 43 high school prospect by *Baseball America*
 - Named *Perfect Game* First Team All-American from 2011-14

CAREER STATISTICS

YEAR	AVG	GP-GS	AB	R	H	2B	3B	HR	RBI	SB-A
2015	.243	23-3	37	6	9	1	0	0	1	0-0

SEASON HIGHS

At Bats: 4, vs. Army, March 17
 Runs: 1, six times (last vs. Georgia Tech, May 15)
 Hits: 1, nine times (last vs. NYIT, May 10)
 RBI: 1, vs. NYIT, May 10
 Walks: 1, five times (last vs. Georgia Tech, May 16)



STARTING PITCHER PROFILES

43 THOMAS WOODREY JR LHP



Junior (2015)...

Has stepped up in first season as starting pitcher, tossing 6.0 innings in every start but one...Earned second-team All-ACC recognition...Pitched in bullpen first two seasons at Miami...2.62 ERA is lowest among weekend starters... Tossed first complete-game, one-hit shutout since J.D. Cockroft in 2003 in last start vs. Georgia Tech...Changeup is best among all pitchers on staff...Has best control of any starter...Moved up to Friday night role after Florida series, beginning vs. Wright State (Feb. 20)...14 walks are fewest among starting pitchers... Scratched from start vs. NC State due to stomach virus.

Sophomore (2014)...

Served as one of team's most reliable relievers, finishing with 31 appearances totaling 49.2 innings...Recorded 2.54 ERA – third-lowest among bullpen regulars...Struck out 36 batters compared to just 11 walks...19 of 31 appearances were of more than one inning...Made six postseason appearances: three in ACC Championship (May 21-24), and three in Coral Gables Regional (May 31-June 2)

Freshman (2013)...

Saw action in 19 games including three starts...Totaled 40.1 innings, fifth-most of any pitcher on staff...Ended season with 4-0 record and 3.12 ERA...Opened season as midweek starter before shifting to bullpen...Finished with 30 strikeouts compared to 14 walks...Made three appearances in postseason totaling 3.0 innings with six strikeouts.

CAREER HIGHS

- Innings:** 9.0, vs. Georgia Tech, 5/14/2015
- Hits Allowed:** 11, vs. Louisville, 3/7/2015
- Runs Allowed:** 7, twice
- Earned Runs Allowed:** 5, vs. Louisville, 3/7/2015
- Strikeouts:** 7, twice (last vs. Georgia Tech, 5/14/2015)
- Walks:** 5, vs. FAU, 2/20/2013

CAREER STATISTICS

YEAR	ERA	W-L	APP	IP	H	R	ER	BB	SO	B/AVG
2015	2.62	6-2	13	83.2	75	40	25	14	47	.239
2014	2.54	4-0	31	49.2	38	14	14	11	36	.221
2013	3.12	4-0	19	40.1	35	18	14	14	30	.230
CAREER	2.75	14-2	63	173.2	148	72	53	39	143	

30 ANDREW SUAREZ R-JR LHP



Redshirt Junior (2015)...

Third-team All-ACC recognition for second straight year...Ranked in the top 100 MLB Draft prospects by MLB.com...Over last three starts: 3-0 record, 0.47 ERA - one earned run allowed in last 19.0 innings with 16 strikeouts and two walks...Named to Golden Spikes Award Preseason Watch List...Struck out career-high 12 batters in 8.0-inning outing vs. Duke (April 4)...Considered among top college lefthanders eligible for 2015 MLB Draft...Missed three starts in beginning of season due to oblique strain.

Redshirt Sophomore (2014)...

Selected by Washington Nationals in second round of 2014 MLB First-Year Player Draft (No. 57 overall)...Earned third-team All-ACC recognition...Made 16 starts in weekend rotation, totaling 109.2 innings...Struck out season-high 10 batters twice...Tossed 9.0 innings in four different games.

Redshirt Freshman (2013)...

Recovered from shoulder surgery and made 15 starts as member of weekend rotation...Finished with 3-5 record and 3.95 ERA...Threw 86.2 innings, third-most of any pitcher on staff...Struck out 57 batters and issued 19 walks... Totaled 12.0 innings in two postseason starts against North Carolina (May 23) and Oklahoma State (June 2) with eight strikeouts and one walk.

Freshman (2012)...

Missed nearly entire season rehabbing from surgery...Started and pitched three impressive innings against the Marlins in the team's stadium-opening exhibition.

CAREER HIGHS

- Innings:** 9.0, four times
- Hits Allowed:** 11, three times (last vs. FSU, 4/25/2015)
- Runs Allowed:** 12, vs. FSU, 4/25/2015
- Earned Runs Allowed:** 10, vs. FSU, 4/25/2015
- Strikeouts:** 12, vs. Duke, 4/4/2015
- Walks:** 5, vs. Wake Forest, 5/12/2013

CAREER STATISTICS

YEAR	ERA	W-L	APP	IP	H	R	ER	BB	SO	B/AVG
2015	2.95	7-1	11	61.0	61	28	20	16	57	.258
2014	2.95	6-3	16	109.2	108	46	36	15	87	.256
2013	3.95	3-5	15	86.2	94	47	38	19	57	.282
2012	19.29	0-0	3	2.1	6	5	5	1	1	.462
CAREER	2.92	16-9	45	304.2	269	128	99	51	202	

STARTING PITCHER PROFILES



47 ENRIQUE SOSA JR RHP

Junior (2015)...
 Has been among Miami's breakout performers in 2015...Has made 14 starts on weekend rotation, only pitcher to start every weekend...12-to-6 true curveball among best pitches on staff...Has 63 strikeouts in 74.0 innngs, and leads team with seven wins...Has been particularly dominant at home, with 6-0 record...Went career-long 7.0 innings vs. Duke (April 5)...Struck out career-high 10 batters in first start of season vs. Rutgers (Feb. 14).

Sophomore (2014)...

Made 11 appearances out of bullpen, totaling 15.1 innings...Recorded 7.04 ERA with 14 strikeouts...Struck out season-high four batters against Bethune-Cookman (March 11) in career-long 2.2 innings...Tossed two scoreless innings against Virginia Tech (April 4)...Struck out three batters in two clean innings against Alabama State (May 2)...Did not allow any hits in 1.2 scoreless innings against North Carolina (May 16).

Freshman (2013)...

Made five appearances out of the bullpen, totaling 7.0 innings...Allowed five earned runs (6.40 ERA)...Finished with three strikeouts...Pitched 1.0 scoreless inning in career debut against St. Thomas (Feb. 26)...Went career-high 2.2 innings and struck out career-high two batters against Illinois State (March 12).

CAREER HIGHS

- Innings:** 7.0, vs. Virginia Tech, 4/12/2015
- Hits Allowed:** 9, vs. North Carolina, 3/29/2015
- Runs Allowed:** 7, vs. North Carolina, 3/29/2015
- Earned Runs Allowed:** 7, vs. North Carolina, 3/29/2015
- Strikeouts:** 10, vs. Oklahoma State, 5/31/2013
- Walks:** 4, vs. Pittsburgh, 5/3/2015

CAREER STATISTICS

YEAR	ERA	W-L	APP	IP	H	R	ER	BB	SO	B/AVG
2015	4.01	7-3	14	74.0	72	36	33	25	63	.254
2014	7.04	0-1	11	15.1	12	14	12	11	14	.207
2013	6.43	0-0	5	7.0	8	5	5	6	3	.296
CAREER	4.67	7-4	30	96.1	92	55	50	42	80	



14 DANNY GARCIA SO LHP

Sophomore (2015)...
 Has been among team's most improved players in 2015, and has solidified role as No. 4 starter during midweek games...Has also served in long relief role out of bullpen...68 strikeouts leads the team...70.0 innings is second-most of any pitcher on staff...Made two relief appearances vs. Florida State and another on the road at Pittsburgh...Has made 10 starts and seven relief appearances...Struck out career-high 11 in start vs. Stetson...Will factor into weekend as spring moves towards postseason play...

Freshman (2014)...

Saw action in 11 games, including three starts...Finished with 18 strikeouts...Made career-first appearance in season opener against Maine (Feb. 14), striking out one batter...Recorded career-first start against Villanova (March 5), allowing two runs while striking out career-high eight...Went career-long 4.2 innings against Stetson (March 12)...Struck out 11 batters in three starts

High School...

Earned first-team All-Dade recognition from Miami Herald for final two seasons at Westwood Christian...Garnered all-state honors from Florida Athletic Coaches Association (FACA)...Recorded 5-2 record with 85 strikeouts and 1.85 ERA senior season, guiding school to first state championship in its history.

CAREER HIGHS

- Innings:** 7.2, vs. Barry, 2/25/2015
- Hits Allowed:** 11, vs. FGCU, 3/25/2015
- Runs Allowed:** 7, vs. FGCU, 3/25/2015
- Earned Runs Allowed:** 5, vs. FGCU, 3/25/2015
- Strikeouts:** 11, vs. Stetson, 3/11/2015
- Walks:** 2, three times

CAREER STATISTICS

YEAR	ERA	W-L	APP	IP	H	R	ER	BB	SO	B/AVG
2015	3.21	6-1	16	70.0	69	28	25	15	68	.263
2014	6.30	0-1	11	20.0	22	16	14	10	18	.282
CAREER	3.80	6-2	27	90.0	91	44	39	25	86	

#43 Thomas Woodrey - 13 appearances (All games)

Date	Opponent	GS	IP	H	R	ER	BB	SO	2B	3B	HR	WP	BK	HBP	IBB	Score	W-L	Sv	ERA	NP
Feb 14	RUTGERS-1	*	6.0	6	3	2	2	2	2	0	1	0	0	0	0	9-5	1-0	0	3.00	89
Feb 21	at Florida	*	6.2	5	2	1	2	1	0	0	1	0	0	0	0	7-2	2-0	0	2.13	84
Feb 27	WRIGHT STATE	*	6.0	8	7	1	1	5	1	0	1	0	0	2	0	8-7	2-0	0	1.93	94
Mar 07	at Louisville-1	*	6.0	11	7	5	0	5	3	1	0	0	1	0	0	6-9	2-1	0	3.28	90
Mar 20	at Wake Forest	*	6.0	6	2	1	1	4	1	0	0	0	0	2	0	15-2	3-1	0	2.93	89
Mar 27	at North Carolina	*	6.2	4	3	0	1	2	0	1	1	0	0	0	0	4-3	3-1	0	2.41	80
Apr 03	DUKE	*	6.0	2	2	1	1	2	0	1	0	0	0	1	0	4-3	3-1	0	2.28	92
Apr 10	VIRGINIA TECH	*	6.0	4	1	1	1	7	0	1	0	0	0	1	0	11-1	4-1	0	2.19	85
Apr 17	at Virginia	*	6.2	9	4	4	1	2	2	0	0	0	0	0	0	4-5	4-2	0	2.57	103
Apr 24	FLORIDA STATE	*	6.2	9	4	4	1	1	3	0	2	0	1	1	0	7-8	4-2	0	2.87	85
May 02	at Pittsburgh-1	*	7.0	6	5	5	0	5	0	1	1	0	0	1	0	9-5	4-2	0	3.23	80
May 08	NYIT	*	5.0	4	0	0	0	4	0	0	0	0	0	0	0	26-0	5-2	0	3.01	54
May 14	GEORGIA TECH	*	9.0	1	0	0	3	7	0	0	0	0	0	0	0	3-0	6-2	0	2.69	112
Totals		13	83.2	75	40	25	14	47	12	5	7	0	2	8	0	113-50	6-2	0	2.69	-

#30 Andrew Suarez - 11 appearances (All games)

Date	Opponent	GS	IP	H	R	ER	BB	SO	2B	3B	HR	WP	BK	HBP	IBB	Score	W-L	Sv	ERA	NP
Feb 13	RUTGERS	*	5.0	8	2	2	2	3	1	0	1	0	0	0	0	5-2	0-0	0	3.60	90
Mar 15	NC STATE	*	6.0	3	0	0	0	7	1	0	0	0	0	0	0	6-0	1-0	0	1.64	70
Mar 21	at Wake Forest	*	5.0	7	4	3	1	3	2	0	1	1	0	1	0	12-7	2-0	0	2.81	82
Mar 28	at North Carolina	*	3.0	4	1	1	4	2	0	0	0	0	0	0	0	4-3	2-0	0	2.84	60
Apr 04	DUKE	*	8.0	8	2	0	1	12	0	0	0	1	0	0	0	3-2	3-0	0	2.00	105
Apr 11	VIRGINIA TECH	*	6.0	6	4	3	1	6	1	0	0	0	0	0	0	14-4	4-0	0	2.45	88
Apr 18	at Virginia	*	5.2	5	1	0	3	5	0	0	0	0	0	0	0	2-5	4-0	0	2.09	91
Apr 25	FLORIDA STATE	*	3.1	11	12	10	2	3	3	0	1	0	0	0	0	5-15	4-1	0	4.07	66
May 02	at Pittsburgh-2	*	7.0	2	0	0	2	4	0	0	0	0	0	0	0	12-0	5-1	0	3.49	96
May 09	NYIT	*	6.0	3	1	1	0	6	1	0	0	0	0	0	0	13-1	6-1	0	3.27	71
May 15	GEORGIA TECH	*	6.0	4	1	0	0	6	1	0	0	0	0	0	0	22-1	7-1	0	2.95	71
Totals		11	61.0	61	28	20	16	57	10	0	3	2	0	1	0	98-40	7-1	0	2.95	-

#47 Enrique Sosa - 14 appearances (All games)

Date	Opponent	GS	IP	H	R	ER	BB	SO	2B	3B	HR	WP	BK	HBP	IBB	Score	W-L	Sv	ERA	NP
Feb 14	RUTGERS-2	*	5.2	1	0	0	2	10	0	0	0	0	0	1	0	9-3	1-0	0	0.00	94
Feb 22	at Florida	*	6.0	7	2	2	2	3	1	0	1	0	0	0	0	1-2	1-1	0	1.54	87
Feb 28	WRIGHT STATE	*	6.0	6	3	2	3	5	2	0	0	0	0	1	0	4-3	1-1	0	2.04	92
Mar 07	at Louisville-2	*	5.0	4	4	3	3	3	1	0	1	2	0	0	0	9-5	2-1	0	2.78	86
Mar 14	NC STATE	*	6.1	7	1	1	0	6	1	0	0	0	0	1	0	9-2	3-1	0	2.48	93
Mar 22	at Wake Forest	*	3.1	7	5	5	3	5	1	0	1	2	0	1	0	4-10	3-2	0	3.62	77
Mar 29	at North Carolina	*	2.2	9	7	7	2	0	2	0	0	1	0	0	0	3-10	3-3	0	5.14	62
Apr 05	DUKE	*	6.1	1	0	0	1	3	0	0	0	0	0	0	0	10-0	4-3	0	4.35	62
Apr 12	VIRGINIA TECH	*	7.0	3	1	1	0	6	1	0	0	0	0	0	0	9-1	5-3	0	3.91	81
Apr 19	at Virginia	*	4.2	9	5	4	2	2	0	0	0	1	0	0	0	8-6	5-3	0	4.25	81
Apr 26	FLORIDA STATE	*	6.0	6	0	0	1	5	0	0	0	0	0	2	0	12-0	6-3	0	3.81	87
May 03	at Pittsburgh	*	4.1	3	3	3	4	3	2	0	0	0	0	1	0	9-3	6-3	0	3.98	-
May 10	NYIT	*	6.0	1	1	1	2	6	0	0	0	0	0	0	0	19-1	7-3	0	3.76	75
May 16	GEORGIA TECH	*	4.2	8	4	4	0	6	0	1	2	2	0	0	0	17-4	7-3	0	4.01	80
Totals		14	74.0	72	36	33	25	63	11	1	5	8	0	7	0	123-50	7-3	0	4.01	-

#14 Danny Garcia - 17 appearances (All games)

Date	Opponent	GS	IP	H	R	ER	BB	SO	2B	3B	HR	WP	BK	HBP	IBB	Score	W-L	Sv	ERA	NP
Feb 15	RUTGERS	*	3.0	3	3	3	1	2	0	0	0	1	0	0	0	25-4	0-0	0	9.00	58
Feb 17	at FAU	*	2.2	2	0	0	2	1	0	0	0	0	0	1	0	3-5	0-0	0	4.76	43
Feb 25	BARRY	*	7.2	6	2	1	2	9	0	1	0	0	0	0	0	5-3	1-0	0	2.70	91
Mar 04	FGCU	*	5.0	9	2	2	2	4	1	0	0	0	0	0	0	7-3	2-0	0	2.95	92
Mar 08	at Louisville	*	4.0	2	0	0	0	1	0	0	0	0	0	0	0	4-5	2-0	0	2.42	44
Mar 11	STETSON	*	7.0	3	0	0	0	11	0	0	0	0	0	1	0	7-0	3-0	0	1.84	94
Mar 17	ARMY	*	7.0	6	1	1	1	6	0	0	0	0	0	1	0	9-1	4-0	0	1.73	98
Mar 22	at Wake Forest	*	1.2	2	0	0	0	1	1	0	0	0	0	0	0	4-10	4-0	0	1.66	22
Mar 25	FGCU	*	6.0	11	7	5	0	6	0	0	2	0	0	0	0	1-8	4-1	0	2.45	96
Apr 01	BETHUNE-COOKMAN	*	5.0	7	3	3	1	8	2	0	2	0	0	0	0	13-3	5-1	0	2.76	80
Apr 08	FAU	*	5.1	6	3	3	2	4	2	0	0	1	0	0	0	4-3	5-1	0	2.98	91
Apr 15	UCF	*	5.1	4	2	2	2	3	0	0	1	1	0	1	0	4-2	5-1	0	3.02	93
Apr 24	FLORIDA STATE	*	1.1	2	1	1	0	1	1	0	0	0	0	0	0	7-8	5-1	0	3.10	19
Apr 26	FLORIDA STATE	*	2.0	0	0	0	0	4	0	0	0	0	0	0	0	12-0	5-1	0	3.00	24
May 03	at Pittsburgh	*	1.2	1	0	0	1	1	0	0	0	1	0	0	0	9-3	6-1	0	2.92	26
May 09	NYIT	*	1.0	0	0	0	0	1	0	0	0	0	0	0	0	13-1	6-1	0	2.88	10
May 12	FAU	*	4.1	5	4	4	1	5	1	1	0	0	0	1	0	14-6	6-1	0	3.21	72
Totals		10	70.0	69	28	25	15	68	8	2	5	4	0	5	0	141-65	6-1	0	3.21	-



2015 Miami Hurricanes Baseball
Overall Statistics for Miami (FL) (as of May 18, 2015)
(All games Sorted by Batting avg)



Record: 42-13 Home: 31-4 Away: 11-9 ACC: 22-8

Player	avg	gp-gs	ab	r	h	2b	3b	hr	rbi	tb	slg%	bb	hp	so	gdp	ob%	sf	sh	sb-att	po	a	e	fld%	
George Iskenderian	.391	55-55	207	61	81	11	2	3	47	105	.507	32	7	34	2	.482	3	2	22-23	80	136	16	.931	
Garrett Kennedy	.361	52-47	180	46	65	10	1	6	46	95	.528	28	8	19	2	.463	2	2	1-1	193	19	1	.995	
David Thompson	.336	55-55	211	52	71	15	2	19	78	147	.697	38	5	24	9	.442	4	3	1-3	121	90	11	.950	
Jacob Heyward	.333	44-10	69	28	23	4	0	3	15	36	.522	15	2	17	1	.465	0	0	1-2	27	2	1	.967	
Brandon Lopez	.325	37-35	117	23	38	7	2	0	19	49	.419	26	3	17	0	.456	1	5	0-0	43	105	8	.949	
Christopher Barr	.318	49-46	157	36	50	7	5	0	24	67	.427	23	7	33	3	.426	1	13	10-10	394	23	3	.993	
Johnny Ruiz	.311	44-21	106	16	33	3	1	0	19	38	.358	7	0	21	1	.348	2	3	0-0	48	78	3	.977	
Zack Collins	.310	54-54	200	54	62	11	5	14	60	125	.625	45	8	49	4	.453	1	0	7-8	221	26	2	.992	
Willie Abreu	.297	54-54	185	36	55	8	0	4	37	75	.405	21	8	34	4	.391	1	5	4-4	93	7	0	1.000	
Ricky Eusebio	.294	55-55	197	58	58	14	2	2	25	82	.416	38	15	32	3	.442	1	6	16-20	123	1	0	1.000	
Carl Chester	.267	54-47	187	35	50	10	1	4	24	74	.396	18	9	43	3	.356	2	6	11-14	70	4	3	.961	

Peter Crocitto	.389	14-0	18	4	7	4	0	0	4	11	.611	1	0	4	0	.421	0	0	0-0	14	1	0	1.000	
Sebastian Diaz	.364	7-3	11	3	4	0	0	0	3	4	.364	1	0	6	0	.385	1	0	1-1	7	5	3	.800	
Malik Rosier	.294	14-0	17	3	5	0	0	1	3	8	.471	1	1	4	1	.368	0	0	0-0	4	0	1	.800	
Justin Smith	.243	23-3	37	6	9	1	0	0	1	10	.270	5	3	13	0	.378	0	0	0-0	8	0	0	1.000	
Edgar Michelangeli	.226	34-10	62	10	14	4	0	0	6	18	.290	11	0	16	2	.338	1	2	1-1	28	26	3	.947	
Totals	.319	55	1961	471	625	109	21	56	411	944	.481	310	76	366	35	.427	20	47	75-87	1497	606	64	.970	
Opponents	.234	55	1841	205	430	71	10	21	174	584	.317	167	40	418	34	.309	14	32	33-54	1431	520	88	.957	

LOB - Team (515), Opp (392). DPs turned - Team (42), Opp (44). CI - Team (0), Opp (3). IBB - Team (4), Thompson, D. 2, Iskenderian 1, Collins, Z. 1, Opp (7). Picked off - Chester, C. 4, Eusebio, R. 3, Thompson, D. 1, Michelangeli 1, Collins, Z. 1, Barr, C. 1, Iskenderian 1.

(All games Sorted by Earned run avg)

Player	era	w-l	app	gs	cg	sho	sv	ip	h	r	er	bb	so	2b	3b	hr	b/avg	wp	hp	bk	sfa	sha		
Thomas Woodrey	2.69	6-2	13	13	1	1/1	0	83.2	75	40	25	14	47	12	5	7	.239	0	8	2	3	8		
Andrew Suarez	2.95	7-1	11	11	0	0/2	0	61.0	61	28	20	16	57	10	0	3	.258	2	1	0	1	2		
Danny Garcia	3.21	6-1	17	10	0	0/2	0	70.0	69	28	25	15	68	8	2	5	.263	4	5	0	1	3		
Enrique Sosa	4.01	7-3	14	14	0	0/2	0	74.0	72	36	33	25	63	11	1	5	.254	8	7	0	3	2		

Andy Honiotes	0.00	0-0	7	0	0	0/1	0	8.1	4	0	0	6	8	0	0	0	.154	0	1	0	0	0		
Michael Mediavilla	1.53	3-1	28	0	0	0/1	0	29.1	14	8	5	13	38	6	0	0	.146	3	1	0	2	4		
Sam Abrams	1.76	1-0	12	0	0	0/2	0	15.1	15	3	3	9	13	5	0	0	.278	0	3	0	2	2		
Daniel Braggi	1.86	1-0	20	0	0	0/2	0	29.0	11	6	6	13	25	5	0	1	.117	1	1	0	0	1		
Jesse Lepore	1.93	0-0	10	0	0	0/3	0	14.0	13	5	3	7	10	1	0	0	.236	1	0	1	0	0		
Cooper Hammond	2.01	4-1	28	0	0	0/2	2	31.1	29	8	7	7	24	3	0	0	.246	1	5	0	0	3		
Bryan Garcia	2.67	4-2	25	0	0	0/1	9	30.1	21	10	9	15	27	3	0	0	.206	5	3	0	0	5		
Daniel Sayles	4.50	0-0	7	1	0	0/1	0	4.0	5	3	2	1	1	0	1	0	.313	0	0	0	0	0		
Ryan Otero	4.91	0-0	13	2	0	0/1	1	22.0	19	13	12	7	11	4	1	0	.226	2	4	0	2	0		
Derik Beauprez	5.74	3-2	15	4	0	0/2	0	26.2	22	17	17	19	26	3	0	0	.220	6	1	1	0	1		
Totals	3.01	42-13	55	55	1	8/7	12	499.0	430	205	167	167	418	71	10	21	.234	33	40	4	14	31		
Opponents	7.28	13-42	55	55	1	0/0	4	477.0	625	471	386	310	366	109	21	56	.319	71	76	2	20	46		

PB - Team (5), Collins, Z. 4, Kennedy, G. 1, Opp (18). Pickoffs - Team (15), Garcia, D. 4, Collins, Z. 4, Suarez, A. 3, Woodrey, T. 2, Kennedy, G. 1, Abrams, S. 1, Opp (12). SBA/ATT - Collins, Z. (25-33), Kennedy, G. (8-17), Hammond, C. (9-11), Suarez, A. (6-9), Sosa, E. (4-8), Beauprez, D. (6-6), Garcia, D. (0-4), Woodrey, T. (0-3), Mediavilla (1-3), Garcia, B.



**2015 Miami Hurricanes Baseball
Overall Statistics for Miami (FL) (as of May 18, 2015)
(All games Sorted by Fielding pct)**



Player	c	po	a	e	fld%	dp	sba	csb	sba%	pb	ci
Ricky Eusebio	124	123	1	0	1.000	1	0	0	---	0	0
Willie Abreu	100	93	7	0	1.000	1	0	0	---	0	0
Thomas Woodrey	18	5	13	0	1.000	0	0	3	.000	0	0
Peter Crocitto	15	14	1	0	1.000	0	0	0	---	0	0
Justin Smith	8	8	0	0	1.000	0	0	0	---	0	0
Michael Mediavilla	7	1	6	0	1.000	0	1	2	.333	0	0
Cooper Hammond	7	1	6	0	1.000	0	9	2	.818	0	0
Sam Abrams	5	1	4	0	1.000	0	2	0	1.000	0	0
Ryan Otero	5	3	2	0	1.000	0	2	0	1.000	0	0
Daniel Briggi	4	1	3	0	1.000	0	0	0	---	0	0
Daniel Sayles	2	0	2	0	1.000	1	2	0	1.000	0	0
Andy Honiotes	1	0	1	0	1.000	0	0	2	.000	0	0
Jesse Lepore	1	0	1	0	1.000	0	0	0	---	0	0
Garrett Kennedy	213	193	19	1	.995	0	8	9	.471	1	0
Christopher Barr	420	394	23	3	.993	31	0	0	---	0	0
Zack Collins	249	221	26	2	.992	1	25	8	.758	4	0
Johnny Ruiz	129	48	78	3	.977	14	0	0	---	0	0
Jacob Heyward	30	27	2	1	.967	0	0	0	---	0	0
Carl Chester	77	70	4	3	.961	0	0	0	---	0	0
David Thompson	222	121	90	11	.950	10	0	0	---	0	0
Brandon Lopez	156	43	105	8	.949	19	0	0	---	0	0
Edgar Michelangeli	57	28	26	3	.947	10	0	0	---	0	0
George Iskenderian	232	80	136	16	.931	22	0	0	---	0	0
Danny Garcia	22	1	19	2	.909	1	0	4	.000	0	0
Enrique Sosa	9	2	6	1	.889	0	4	4	.500	0	0
Andrew Suarez	15	2	11	2	.867	1	6	3	.667	0	0
Sebastian Diaz	15	7	5	3	.800	2	0	0	---	0	0
Derik Beauprez	10	5	3	2	.800	0	6	0	1.000	0	0
Malik Rosier	5	4	0	1	.800	0	0	0	---	0	0
Bryan Garcia	9	1	6	2	.778	1	1	1	.500	0	0
Totals	2167	1497	606	64	.970	42	33	21	.611	5	0
Opponents	2039	1431	520	88	.957	44	75	12	.862	18	3

Hitting minimums - 37 Games 1 AB
Pitching minimums - 1 Games 1.0 IP/Game



2015 Miami Hurricanes Baseball
Conference statistics for Miami (FL) (as of May 18, 2015)
(ACC games only Sorted by Batting avg)



Record: 22-8 Home: 13-2 Away: 9-6 ACC: 22-8

Player	avg	gp-gs	ab	r	h	2b	3b	hr	rbi	tb	slg%	bb	hp	so	gdp	ob%	sf	sh	sb-att	po	a	e	fld%
George Iskenderian	.387	30-30	124	32	48	7	1	2	26	63	.508	11	3	19	1	.446	1	2	11-11	55	87	11	.928
Garrett Kennedy	.372	29-28	113	27	42	4	1	4	24	60	.531	17	2	13	1	.459	1	0	1-1	126	11	1	.993
Johnny Ruiz	.364	24-12	55	8	20	2	0	0	9	22	.400	5	0	12	0	.403	2	2	0-0	25	39	1	.985
Willie Abreu	.314	30-30	105	21	33	6	0	1	20	42	.400	10	5	23	3	.397	1	2	2-2	49	5	0	1.000
Jacob Heyward	.314	26-5	35	16	11	2	0	1	10	16	.457	6	1	10	0	.429	0	0	0-0	20	2	1	.957
David Thompson	.305	30-30	118	26	36	10	1	11	42	81	.686	17	1	16	4	.388	3	2	0-0	59	51	7	.940
Christopher Barr	.303	27-27	89	16	27	4	3	0	12	37	.416	11	3	17	1	.398	0	12	3-3	235	14	1	.996
Zack Collins	.293	30-30	116	27	34	4	3	8	27	68	.586	23	2	32	2	.415	1	0	3-4	83	15	1	.990
Ricky Eusebio	.271	30-30	118	25	32	9	0	2	15	47	.398	13	9	22	3	.386	0	5	5-8	72	0	0	1.000
Carl Chester	.223	30-25	94	17	21	6	0	1	12	30	.319	10	5	24	2	.327	1	6	2-2	43	2	2	.957

Peter Crocitto	.714	7-0	7	2	5	3	0	0	3	8	1.143	0	0	0	0	.714	0	0	0-0	5	1	0	1.000
Brandon Lopez	.375	22-20	72	17	27	4	2	0	13	35	.486	17	2	7	0	.500	1	3	0-0	26	61	5	.946
Justin Smith	.176	12-2	17	4	3	1	0	0	0	4	.235	3	2	7	0	.364	0	0	0-0	7	0	0	1.000
Sebastian Diaz	.167	3-1	6	1	1	0	0	0	1	1	.167	0	0	5	0	.167	0	0	0-0	2	3	3	.625
Edgar Michelangeli	.077	11-0	13	1	1	0	0	0	1	1	.077	2	0	4	1	.188	1	0	0-0	6	4	1	.909
Malik Rosier	.000	5-0	5	0	0	0	0	0	0	0	.000	0	0	3	0	.000	0	0	0-0	0	0	0	.000
Totals	.314	30	1087	240	341	62	11	30	215	515	.474	145	35	214	18	.407	12	34	27-31	826	344	36	.970
Opponents	.239	30	1024	121	245	43	6	10	104	330	.322	102	23	213	15	.320	8	24	20-30	804	290	40	.965

LOB - Team (272), Opp (234). DPs turned - Team (20), Opp (23). CI - Team (0), Opp (3). IBB - Team (3), Thompson, D. 2, Collins, Z. 1, Opp (6). Picked off - Chester, C. 2, Eusebio, R. 2, Barr, C. 1, Collins, Z. 1, Thompson, D. 1.

(ACC games only Sorted by Earned run avg)

Player	era	w-l	app	gs	cg	sho	sv	ip	h	r	er	bb	so	2b	3b	hr	b/avg	wp	hp	bk	sfa	sha
Andrew Suarez	3.06	6-1	9	9	0	0/2	0	50.0	50	25	17	14	48	8	0	2	.258	2	1	0	1	2
Thomas Woodrey	3.15	3-2	9	9	1	1/0	0	60.0	52	28	21	9	35	9	5	4	.231	0	6	2	1	8
Enrique Sosa	5.01	5-2	10	10	0	0/2	0	50.1	57	30	28	16	39	8	1	4	.284	8	5	0	2	2

Jesse Lepore	0.00	0-0	3	0	0	0/0	0	4.0	5	0	0	1	3	0	0	0	.313	0	0	0	0	0
Andy Honiotes	0.00	0-0	1	0	0	0/0	0	2.0	0	0	0	2	2	0	0	0	.000	0	0	0	0	0
Danny Garcia	0.84	1-0	5	0	0	0/1	0	10.2	7	1	1	1	8	2	0	0	.206	1	0	0	1	1
Cooper Hammond	1.50	2-0	16	0	0	0/2	1	18.0	16	3	3	5	13	2	0	0	.239	1	3	0	0	0
Sam Abrams	1.88	1-0	10	0	0	0/1	0	14.1	13	3	3	7	11	4	0	0	.265	0	3	0	2	2
Michael Mediavilla	2.08	2-0	16	0	0	0/0	0	17.1	11	7	4	12	21	4	0	0	.186	2	0	0	1	2
Daniel Braggi	2.25	0-0	10	0	0	0/1	0	12.0	5	3	3	8	4	3	0	0	.128	0	1	0	0	1
Ryan Otero	3.52	0-0	6	0	0	0/1	0	7.2	5	3	3	2	4	0	0	0	.179	1	1	0	0	0
Bryan Garcia	3.60	2-2	15	0	0	0/1	5	20.0	13	9	8	14	17	2	0	0	.188	4	3	0	0	5
Derik Beauprez	7.88	0-1	6	1	0	0/1	0	8.0	8	7	7	10	8	1	0	0	.258	2	0	0	0	0
Daniel Sayles	9.00	0-0	3	1	0	0/0	0	1.0	3	2	1	1	0	0	0	0	.500	0	0	0	0	0
Totals	3.24	22-8	30	30	1	5/4	6	275.1	245	121	99	102	213	43	6	10	.239	21	23	2	8	23
Opponents	6.35	8-22	30	30	0	0/0	3	268.0	341	240	189	145	214	62	11	30	.314	36	35	1	12	33

PB - Team (2), Collins, Z. 1, Kennedy, G. 1, Opp (9). Pickoffs - Team (7), Collins, Z. 3, Suarez, A. 2, Kennedy, G. 1, Abrams, S. 1, Opp (7). SBA/ATT - Collins, Z. (14-18), Kennedy, G. (6-11), Suarez, A. (6-9), Sosa, E. (3-5), Hammond, C. (3-5), Mediavilla (1-3), Sayles, D. (2-2), Abrams, S. (2-2), Beauprez, D. (2-2), Garcia, B. (1-1), Garcia, D. (0-1).



2015 Miami Hurricanes Baseball
Conference statistics for Miami (FL) (as of May 18, 2015)
(ACC games only Sorted by Fielding pct)



Player	c	po	a	e	fld%	dp	sba	csb	sba%	pb	ci
Ricky Eusebio	72	72	0	0	1.000	0	0	0	---	0	0
Willie Abreu	54	49	5	0	1.000	1	0	0	---	0	0
Thomas Woodrey	11	3	8	0	1.000	0	0	0	---	0	0
Justin Smith	7	7	0	0	1.000	0	0	0	---	0	0
Peter Crocitto	6	5	1	0	1.000	0	0	0	---	0	0
Michael Mediavilla	5	1	4	0	1.000	0	1	2	.333	0	0
Enrique Sosa	5	1	4	0	1.000	0	3	2	.600	0	0
Sam Abrams	5	1	4	0	1.000	0	2	0	1.000	0	0
Cooper Hammond	5	0	5	0	1.000	0	3	2	.600	0	0
Daniel Braggi	4	1	3	0	1.000	0	0	0	---	0	0
Danny Garcia	3	1	2	0	1.000	0	0	1	.000	0	0
Derik Beauprez	2	1	1	0	1.000	0	2	0	1.000	0	0
Andy Honiotes	1	0	1	0	1.000	0	0	0	---	0	0
Ryan Otero	1	1	0	0	1.000	0	0	0	---	0	0
Jesse Lepore	1	0	1	0	1.000	0	0	0	---	0	0
Christopher Barr	250	235	14	1	.996	17	0	0	---	0	0
Garrett Kennedy	138	126	11	1	.993	0	6	5	.545	1	0
Zack Collins	99	83	15	1	.990	1	14	4	.778	1	0
Johnny Ruiz	65	25	39	1	.985	5	0	0	---	0	0
Carl Chester	47	43	2	2	.957	0	0	0	---	0	0
Jacob Heyward	23	20	2	1	.957	0	0	0	---	0	0
Brandon Lopez	92	26	61	5	.946	11	0	0	---	0	0
David Thompson	117	59	51	7	.940	2	0	0	---	0	0
George Iskenderian	153	55	87	11	.928	13	0	0	---	0	0
Andrew Suarez	13	2	10	1	.923	1	6	3	.667	0	0
Edgar Michelangeli	11	6	4	1	.909	1	0	0	---	0	0
Bryan Garcia	8	1	6	1	.875	1	1	0	1.000	0	0
Sebastian Diaz	8	2	3	3	.625	0	0	0	---	0	0
Daniel Sayles	0	0	0	0	.000	0	2	0	1.000	0	0
Malik Rosier	0	0	0	0	.000	0	0	0	---	0	0
Totals	1206	826	344	36	.970	20	20	10	.667	2	0
Opponents	1134	804	290	40	.965	23	27	4	.871	9	3

Hitting minimums - 24 Games 1 AB
Pitching minimums - 1 Games 1.0 IP/Game



**2015 Miami Hurricanes Baseball
Games Summary for Miami (FL) (as of May 18, 2015)
(All games)**



Score by innings	1	2	3	4	5	6	7	8	9	EX	Total
Miami (FL)	58	62	64	54	53	59	49	35	30	7	471
Opponents	21	30	32	31	27	18	13	18	10	5	205

Record when ...

Overall	42-13	After 6 leading	33-2
Conference	22-8 trailing	4-9
Non-Conference	20-5 tied	5-2
Home games	31-4	After 7 leading	34-1
Away games	11-9 trailing	4-9
Neutral site	0-0 tied	4-3
Day games	14-8	After 8 leading	35-0
Night games	28-5 trailing	3-10
vs Left starter	18-3 tied	4-3
vs Right starter	24-10		
1-Run games	8-5	Hit 0 home runs	13-11
2-Run games	3-1	... 1 home run	15-2
5+Run games	25-5	... 2+ home runs	14-0
Extra innings	3-1		
Shutouts	8-0	Opponent 0 home runs	30-8
	 1 home run	10-3
Scoring 0-2 runs	0-3 2+ HRs	2-2
..... 3-5 runs	11-7		
..... 6-9 runs	14-3	Made 0 errors	12-3
..... 10+ runs	17-0	... 1 error	20-3
		... 2+ errors	10-7
Opponent 0-2 runs	21-1		
..... 3-5 runs	17-5	Opp. made 0 errors	9-3
..... 6-9 runs	4-3 1 error	11-5
..... 10+ runs	0-4 2+ errors	22-5
Scored in 1st inning	22-2	Out-hit opponent	35-1
Opp. scored in 1st	7-6	Out-hit by opponent	7-12
Scores first	32-4	Hits are tied	0-0
Opp. scores first	10-9		

Record when team scores:

Runs	0	1	2	3	4	5	6	7	8	9	10+
W-L	0-0	0-2	0-1	3-3	6-3	2-1	1-2	3-1	2-0	8-0	17-0

Record when opponent scores:

Runs	0	1	2	3	4	5	6	7	8	9	10+
W-L	8-0	6-0	7-1	10-0	4-1	3-4	2-0	2-0	0-2	0-1	0-4

Record when leading after:

Inn.	1	2	3	4	5	6	7	8
W-L	22-1	28-2	31-1	32-0	31-1	33-2	34-1	35-0

Record when trailing after:

Inn.	1	2	3	4	5	6	7	8
W-L	5-6	7-8	5-9	5-11	6-10	4-9	4-9	3-10

Record when tied after:

Inn.	1	2	3	4	5	6	7	8
W-L	15-6	7-3	6-3	5-2	5-2	5-2	4-3	4-3

Current winning streak: 12
 Longest winning streak: 12
 Longest losing streak: 2

Home attendance : 88717 (35 dates avg = 2534)
 Away attendance : 41453 (19 dates avg = 2181)
 Total attendance: 130170 (54 dates avg = 2410)



**2015 Miami Hurricanes Baseball
Miscellaneous Stats for Miami (FL) (as of May 18, 2015)
(All games)**



Multiple Hit Games	2	3	4	5+	Total
George Iskenderian	9	7	3	1	20
Garrett Kennedy	13	5	1	-	19
Zack Collins	16	1	1	-	18
David Thompson	11	3	3	-	17
Christopher Barr	13	2	-	-	15
Ricky Eusebio	12	2	-	-	14
Brandon Lopez	10	2	-	-	12
Willie Abreu	10	-	2	-	12
Carl Chester	8	2	-	-	10
Johnny Ruiz	5	2	-	-	7
Jacob Heyward	4	1	-	-	5
Edgar Michelangeli	1	-	-	-	1
Malik Rosier	1	-	-	-	1
TEAM	113	27	10	1	151

Multiple RBI Games	2	3	4	5+	Total
David Thompson	7	2	4	4	17
Zack Collins	3	6	4	1	14
Garrett Kennedy	10	3	-	1	14
George Iskenderian	8	4	-	-	12
Willie Abreu	7	3	-	-	10
Ricky Eusebio	4	2	-	-	6
Christopher Barr	3	2	-	-	5
Jacob Heyward	4	-	-	1	5
Johnny Ruiz	3	1	-	-	4
Brandon Lopez	2	2	-	-	4
Carl Chester	2	-	-	-	2
Malik Rosier	-	1	-	-	1
Edgar Michelangeli	1	-	-	-	1
TEAM	54	26	8	7	95

Hitting Streaks	Longest	Current
David Thompson	20	2
Zack Collins	14	14
Willie Abreu	13	2
George Iskenderian	12	1
Garrett Kennedy	11	2
Carl Chester	7	-
Ricky Eusebio	7	4
Jacob Heyward	7	7
Brandon Lopez	6	2
Christopher Barr	5	5
Edgar Michelangeli	4	-
Peter Crocitto	3	-
Johnny Ruiz	3	2
Sebastian Diaz	3	-
Justin Smith	2	2
Malik Rosier	2	-

Reached Base Streaks	Longest	Current
Zack Collins	27	16
George Iskenderian	25	1
David Thompson	23	12
Ricky Eusebio	17	10
Garrett Kennedy	16	2
Willie Abreu	16	2
Carl Chester	12	-
Jacob Heyward	11	11
Brandon Lopez	10	2
Christopher Barr	9	9
Johnny Ruiz	5	2
Edgar Michelangeli	5	-
Peter Crocitto	4	-
Justin Smith	4	3
Sebastian Diaz	3	-
Malik Rosier	2	-

STARTERS SUMMARY

Player	GS	Position											Batting Order										
		p	c	1b	2b	3b	ss	lf	cf	rf	of	dh	1st	2nd	3rd	4th	5th	6th	7th	8th	9th		
George Iskenderia	55	.	.	.	25	10	20	32	8	5	6	4	.	.
David Thompson	55	.	.	9	.	45	1	.	.	5	6	34	9	1	.	.
Ricky Eusebio	55	55	25	30
Zack Collins	54	.	28	26	.	.	18	33	.	1	2	.
Willie Abreu	54	54	6	15	22	11	.
Garrett Kennedy	47	.	27	20	2	1	16	16	1
Carl Chester	47	47	30	17
Christopher Barr	46	.	.	46	14	.	.	.	1	22
Brandon Lopez	35	35	13	16
Johnny Ruiz	21	.	.	.	21	7
Enrique Sosa	14	14
Thomas Woodrey	13	13
Andrew Suarez	11	11
Edgar Michelangel	10	.	.	.	7	3	6	4
Jacob Heyward	10	6	.	1	.	.	3	3
Danny Garcia	10	10
Derik Beuprez	4	4
Sebastian Diaz	3	.	.	.	2	1	2
Justin Smith	3	2	1	1	1	.
Ryan Otero	2	2
Daniel Sayles	1	1

Starting Lineup By Position
(Team W-L record when starter)

PITCHER:
 Enrique Sosa 14 (11-3)
 Thomas Woodrey 13 (10-3)
 Andrew Suarez 11 (9-2)
 Danny Garcia 10 (9-1)
 Derik Beuprez 4 (1-3)
 Ryan Otero 2 (1-1)
 Daniel Sayles 1 (1-0)

CATCHER:
 Zack Collins 28 (22-6)
 Garrett Kennedy 27 (20-7)

FIRST BASE:
 Christopher Barr 46 (37-9)
 David Thompson 9 (5-4)

SECOND BASE:
 George Iskenderian 25 (21-4)
 Johnny Ruiz 21 (14-7)
 Edgar Michelangeli 7 (5-2)
 Sebastian Diaz 2 (2-0)

THIRD BASE:
 David Thompson 45 (36-9)
 George Iskenderian 10 (6-4)

SHORTSTOP:
 Brandon Lopez 35 (27-8)
 George Iskenderian 20 (15-5)

LEFT FIELD:
 Carl Chester 47 (34-13)
 Jacob Heyward 6 (6-0)
 Justin Smith 2 (2-0)

CENTER FIELD:
 Ricky Eusebio 55 (42-13)

RIGHT FIELD:
 Willie Abreu 54 (41-13)
 Jacob Heyward 1 (1-0)

DESIGNATED HITTER:
 Zack Collins 26 (19-7)
 Garrett Kennedy 20 (15-5)
 Jacob Heyward 3 (2-1)
 Edgar Michelangeli 3 (3-0)
 Sebastian Diaz 1 (1-0)
 Justin Smith 1 (1-0)
 David Thompson 1 (1-0)

Starting Lineup By Lineup Spot
(Team W-L record when starter)

LEADOFF:
 Carl Chester 30 (21-9)
 Ricky Eusebio 25 (21-4)

2ND SPOT:
 Ricky Eusebio 30 (21-9)
 Christopher Barr 14 (13-1)
 Garrett Kennedy 11 (8-3)

3RD SPOT:
 George Iskenderian 32 (25-7)
 Zack Collins 18 (13-5)
 David Thompson 5 (4-1)

CLEANUP:
 Zack Collins 33 (26-7)
 George Iskenderian 8 (6-2)
 David Thompson 6 (5-1)
 Willie Abreu 6 (3-3)
 Garrett Kennedy 2 (2-0)

5TH SPOT:
 David Thompson 34 (26-8)
 Willie Abreu 15 (11-4)
 George Iskenderian 5 (4-1)
 Garrett Kennedy 1 (1-0)

6TH SPOT:
 Willie Abreu 22 (18-4)
 Garrett Kennedy 16 (13-3)
 David Thompson 9 (7-2)
 George Iskenderian 6 (3-3)
 Justin Smith 1 (1-0)
 Zack Collins 1 (0-1)

7TH SPOT:
 Garrett Kennedy 16 (11-5)
 Brandon Lopez 13 (8-5)
 Willie Abreu 11 (9-2)
 Edgar Michelangeli 6 (6-0)
 George Iskenderian 4 (4-0)
 Zack Collins 2 (2-0)
 Justin Smith 1 (1-0)
 David Thompson 1 (0-1)
 Christopher Barr 1 (1-0)

8TH SPOT:
 Christopher Barr 22 (16-6)
 Brandon Lopez 16 (15-1)
 Johnny Ruiz 7 (5-2)
 Edgar Michelangeli 4 (2-2)
 Jacob Heyward 3 (2-1)
 Sebastian Diaz 2 (2-0)
 Garrett Kennedy 1 (0-1)


9TH SPOT:
 Carl Chester 17 (13-4)
 Johnny Ruiz 14 (9-5)
 Christopher Barr 9 (7-2)
 Jacob Heyward 7 (7-0)
 Brandon Lopez 6 (4-2)
 Justin Smith 1 (1-0)

2015 Miami Hurricanes Baseball Team Game-by-Game for Miami (FL) (as of May 18, 2015) Batting (All games)

Date	Opponent	ab	r	h	rbi	2b	3b	hr	tb	bb	ibb	sb	cs	hbp	sac	sf	qdp	k	po	a	e	lob	avg
Feb 13	RUTGERS	30	5	7	4	1	1	0	10	4	0	0	1	2	2	0	0	12	27	19	2	9	.233
Feb 14	RUTGERS	33	9	10	7	3	0	0	13	7	0	1	0	2	0	0	1	7	27	16	1	9	.270
Feb 14	RUTGERS	35	9	15	8	4	2	0	23	9	0	4	1	0	0	1	0	5	27	8	1	12	.327
Feb 15	RUTGERS	45	25	21	24	8	1	2	37	8	0	1	0	4	1	1	1	5	27	7	2	10	.371
Feb 17	at FAU	36	3	8	2	0	0	1	11	4	0	1	0	2	0	0	0	4	24	11	2	12	.341
Feb 20	at Florida	34	3	10	1	2	0	0	12	1	0	1	0	0	0	0	1	8	26	9	0	5	.333
Feb 21	at Florida	30	7	8	7	2	1	1	15	7	1	0	1	1	2	0	3	9	27	7	1	6	.325
Feb 22	at Florida	31	1	3	0	0	0	0	3	3	0	2	0	1	0	0	0	7	24	15	1	7	.299
Feb 25	BARRY	25	5	5	5	2	0	0	7	10	0	3	1	3	2	0	1	5	27	9	3	11	.291
Feb 27	WRIGHT STATE	30	8	11	5	1	0	1	15	7	0	2	1	2	3	3	0	6	27	14	4	11	.298
Feb 28	WRIGHT STATE	36	4	13	3	1	0	0	14	5	0	1	0	0	0	0	1	7	27	6	2	13	.304
Mar 01	WRIGHT STATE	35	6	11	5	2	0	1	16	5	0	1	0	2	0	0	1	5	27	14	1	9	.305
Mar 04	FGCU	33	7	9	5	0	2	1	16	7	0	4	0	0	1	0	0	4	27	13	0	10	.303
*Mar 07	at Louisville	36	6	10	6	2	0	0	12	8	0	2	0	2	0	0	0	10	24	9	3	13	.301
*Mar 07	at Louisville	38	9	14	9	4	1	0	20	2	0	2	1	3	1	0	0	10	27	13	2	10	.306
*Mar 08	at Louisville	32	4	5	3	2	0	0	7	3	0	0	0	0	1	0	1	6	25	11	2	5	.297
Mar 10	at FGCU	46	15	17	11	3	1	2	28	4	0	2	0	3	0	0	0	12	27	7	1	11	.303
Mar 11	STETSON	37	7	13	7	0	0	1	16	3	0	1	1	1	0	0	1	6	27	5	1	10	.305
*Mar 13	NC STATE	28	3	6	3	1	0	2	13	9	0	0	0	2	3	0	1	9	30	12	2	12	.302
*Mar 14	NC STATE	32	9	10	7	1	1	0	13	6	0	3	0	2	1	2	0	12	27	10	0	10	.302
*Mar 15	NC STATE	33	6	10	4	1	0	1	14	2	0	0	0	0	1	0	1	2	27	9	0	6	.302
Mar 17	ARMY	33	9	9	8	0	0	3	18	5	0	2	0	2	0	0	1	6	27	15	0	7	.301
*Mar 20	at Wake Forest	40	15	15	13	2	0	4	29	11	0	2	0	2	2	0	0	14	27	10	1	13	.305
*Mar 21	at Wake Forest	37	12	15	9	3	0	2	24	6	0	1	0	2	1	2	3	3	27	15	1	9	.309
*Mar 22	at Wake Forest	36	4	10	2	3	1	0	15	2	0	3	0	1	1	0	0	6	24	8	1	10	.308
Mar 25	FGCU	31	1	4	1	0	0	0	4	1	0	2	0	0	0	0	0	5	27	11	3	4	.302
*Mar 27	at North Carolina	34	4	9	4	2	0	1	14	2	0	0	0	0	1	0	0	10	27	10	1	6	.300
*Mar 28	at North Carolina	31	4	5	4	0	0	1	8	5	1	0	0	0	3	2	2	7	33	13	1	4	.296
*Mar 29	at North Carolina	34	3	8	3	0	0	0	8	3	0	0	0	0	1	1	0	5	24	14	0	9	.294
Apr 01	BETHUNE-COOKMAN	37	13	13	11	4	0	0	17	7	0	5	0	2	0	0	1	4	27	10	1	9	.296
*Apr 03	DUKE	35	4	13	4	2	1	0	17	5	0	1	1	1	0	1	0	13	27	12	1	14	.298
*Apr 04	DUKE	29	3	8	3	1	0	1	12	3	0	0	0	0	1	0	1	5	27	13	2	6	.298
*Apr 05	DUKE	36	10	13	10	0	1	1	18	5	0	1	0	1	0	0	0	7	27	11	0	8	.300
Apr 08	FAU	39	4	11	2	0	0	0	11	9	0	2	0	0	0	0	0	9	30	7	1	16	.299
*Apr 10	VIRGINIA TECH	37	11	16	10	2	0	1	21	5	0	1	0	3	0	0	2	2	27	4	1	10	.303
*Apr 11	VIRGINIA TECH	37	14	11	12	3	0	1	17	6	0	2	0	2	1	0	0	9	27	10	1	8	.303
*Apr 12	VIRGINIA TECH	33	9	10	6	2	0	1	15	5	0	0	0	0	1	0	0	5	27	15	1	6	.303
Apr 15	UCF	29	4	9	4	0	0	1	12	5	0	2	0	1	2	0	1	5	27	11	0	9	.303
*Apr 17	at Virginia	34	4	9	4	2	1	0	13	3	0	0	1	0	2	0	0	4	24	9	2	8	.302
*Apr 18	at Virginia	32	2	7	2	0	0	0	7	2	0	1	0	0	2	0	0	12	24	11	2	7	.300
*Apr 19	at Virginia	34	8	9	8	2	1	0	13	7	0	1	0	1	1	0	1	6	27	7	3	8	.299
*Apr 24	FLORIDA STATE	56	7	11	4	2	0	0	13	9	1	1	1	1	4	2	0	13	51	19	0	14	.295
*Apr 25	FLORIDA STATE	38	5	13	4	4	1	0	19	1	0	0	0	1	0	0	1	6	27	16	3	8	.297
*Apr 26	FLORIDA STATE	41	12	18	12	2	0	4	32	3	1	0	0	2	0	0	1	8	27	10	1	10	.300
*May 02	at Pittsburgh	41	9	14	8	1	1	0	17	2	0	1	0	2	0	1	1	3	27	12	0	10	.301
*May 02	at Pittsburgh	38	12	13	12	4	0	1	20	7	0	1	0	1	2	0	0	5	27	15	1	9	.302
*May 03	at Pittsburgh	40	9	14	8	2	1	3	27	3	0	1	0	1	1	0	1	5	27	11	1	9	.304
May 06	BETHUNE-COOKMAN	36	14	12	10	4	0	1	19	12	0	2	0	0	0	0	0	2	27	8	1	10	.304
May 08	NYIT	46	26	24	25	3	0	4	39	14	0	3	0	2	0	1	1	6	27	10	0	13	.310
May 09	NYIT	30	13	10	13	4	0	2	20	16	0	3	1	2	0	0	1	4	27	9	0	11	.310
May 10	NYIT	37	19	13	14	2	0	2	21	9	0	0	0	8	0	2	1	6	27	13	0	13	.311
May 12	FAU	40	14	18	14	1	2	3	32	3	0	3	1	1	0	0	1	3	27	8	0	6	.314
*May 14	GEORGIA TECH	27	3	5	3	2	0	0	7	2	0	0	0	2	2	0	1	1	27	8	0	6	.312
*May 15	GEORGIA TECH	45	22	21	21	4	1	3	36	9	0	0	0	3	0	1	0	9	27	13	2	12	.316
*May 16	GEORGIA TECH	43	17	19	17	6	0	3	34	9	0	3	0	0	1	0	1	7	27	14	1	12	.319
Totals		1961	471	625	411	109	21	56	944	310	4	75	12	76	47	20	35	366	1497	606	64	515	.319


2015 Miami Hurricanes Baseball
 Team Game-by-Game for Miami (FL) (as of May 18, 2015)
 Pitching (All games)

Date	Opponent	ip	h	r	er	bb	so	2b	3b	hr	wp	bk	hbp	dp	ibb	score	w-l	sv	era
Feb 13	RUTGERS	9.0	10	2	2	2	7	1	0	1	1	0	1	2	0	5-2	1-0	1	2.00
Feb 14	RUTGERS	9.0	8	5	4	3	3	4	0	1	0	0	0	1	0	9-5	2-0	2	3.00
Feb 14	RUTGERS	9.0	3	3	1	5	11	1	0	0	1	0	1	0	0	9-3	3-0	3	2.33
Feb 15	RUTGERS	9.0	7	4	4	2	8	1	0	0	1	0	1	0	0	25-4	4-0	3	2.75
Feb 17	at FAU	8.0	11	5	5	3	3	0	0	0	2	1	1	1	0	3-5	4-1	3	3.27
Feb 20	at Florida	8.2	7	4	4	3	6	2	0	0	0	1	2	0	1	3-4	4-2	3	3.42
Feb 21	at Florida	9.0	6	2	1	3	3	0	0	1	0	0	0	1	0	7-2	5-2	3	3.06
Feb 22	at Florida	8.0	7	2	2	3	4	1	0	1	0	0	0	2	0	1-2	5-3	3	2.97
Feb 25	BARRY	9.0	7	3	1	2	11	0	1	0	0	0	0	0	0	5-3	6-3	4	2.75
Feb 27	WRIGHT STATE	9.0	9	7	1	2	7	1	1	1	0	0	3	2	0	8-7	7-3	4	2.57
Feb 28	WRIGHT STATE	9.0	6	3	2	3	10	2	0	0	0	0	1	0	0	4-3	8-3	4	2.51
Mar 01	WRIGHT STATE	9.0	16	12	12	6	9	2	1	0	1	0	0	2	0	6-12	8-4	4	3.32
Mar 04	FGCU	9.0	13	3	3	2	7	1	0	0	1	0	0	1	0	7-3	9-4	5	3.30
*Mar 07	at Louisville	8.0	12	9	5	2	6	3	1	0	0	1	0	0	1	6-9	9-5	5	3.45
*Mar 07	at Louisville	9.0	8	5	4	5	5	3	0	1	2	0	1	1	0	9-5	10-5	6	3.49
*Mar 08	at Louisville	8.1	7	5	4	8	5	1	0	0	1	0	0	1	1	4-5	10-6	6	3.54
Mar 10	at FGCU	9.0	5	4	3	6	10	1	0	0	1	0	2	1	0	15-4	11-6	6	3.50
Mar 11	STETSON	9.0	4	0	0	0	14	1	0	0	0	0	1	1	0	7-0	12-6	6	3.30
*Mar 13	NC STATE	10.0	8	2	1	5	8	2	0	0	0	0	2	0	2	3-2	13-6	6	3.16
*Mar 14	NC STATE	9.0	8	2	2	1	8	2	0	0	0	0	1	0	0	9-2	14-6	6	3.10
*Mar 15	NC STATE	9.0	3	0	0	0	8	1	0	0	0	0	0	0	0	6-0	15-6	6	2.95
Mar 17	ARMY	9.0	6	1	1	1	6	0	0	0	0	0	1	0	0	9-1	16-6	6	2.86
*Mar 20	at Wake Forest	9.0	7	2	1	4	8	1	0	0	0	0	2	1	0	15-2	17-6	6	2.78
*Mar 21	at Wake Forest	9.0	14	7	6	2	3	4	0	1	1	0	1	1	0	12-7	18-6	6	2.92
*Mar 22	at Wake Forest	8.0	13	10	10	7	7	4	0	1	4	0	2	0	0	4-10	18-7	6	3.22
Mar 25	FGCU	9.0	14	8	6	3	9	2	0	2	1	0	0	1	0	1-8	18-8	6	3.33
*Mar 27	at North Carolina	9.0	5	3	0	2	4	0	1	1	0	0	1	0	0	4-3	19-8	7	3.20
*Mar 28	at North Carolina	11.0	11	3	3	9	9	1	0	0	1	0	0	1	1	4-3	20-8	8	3.17
*Mar 29	at North Carolina	8.0	12	10	10	6	2	3	0	0	1	0	1	1	0	3-10	20-9	8	3.42
Apr 01	BETHUNE-COOKMAN	9.0	10	3	3	4	11	2	0	2	0	0	0	0	0	13-3	21-9	8	3.40
*Apr 03	DUKE	9.0	4	3	2	2	6	0	1	0	2	0	2	0	0	4-3	22-9	9	3.36
*Apr 04	DUKE	9.0	9	2	0	2	12	0	0	0	1	0	0	1	0	3-2	23-9	10	3.25
*Apr 05	DUKE	9.0	3	0	0	1	3	0	0	0	0	0	0	1	0	10-0	24-9	10	3.15
Apr 08	FAU	10.0	7	3	3	2	11	2	0	0	1	0	0	1	0	4-3	25-9	10	3.14
*Apr 10	VIRGINIA TECH	9.0	6	1	1	2	13	0	1	0	0	0	2	0	0	11-1	26-9	10	3.08
*Apr 11	VIRGINIA TECH	9.0	8	4	3	1	10	1	0	0	0	0	0	2	0	14-4	27-9	10	3.07
*Apr 12	VIRGINIA TECH	9.0	3	1	1	0	7	1	0	0	0	0	0	0	0	9-1	28-9	10	3.02
Apr 15	UCF	9.0	4	2	2	3	7	0	0	1	1	0	2	1	0	4-2	29-9	11	2.99
*Apr 17	at Virginia	8.0	11	5	5	1	4	3	0	0	0	0	0	0	0	4-5	29-10	11	3.05
*Apr 18	at Virginia	8.0	10	5	4	7	6	1	0	0	1	0	1	1	0	2-5	29-11	11	3.08
*Apr 19	at Virginia	9.0	10	6	4	5	7	1	0	0	1	0	0	1	0	8-6	30-11	12	3.11
*Apr 24	FLORIDA STATE	17.0	16	8	8	9	13	5	0	2	1	1	2	2	1	7-8	30-12	12	3.16
*Apr 25	FLORIDA STATE	9.0	17	15	13	6	7	3	0	1	1	0	0	1	0	5-15	30-13	12	3.38
*Apr 26	FLORIDA STATE	9.0	7	0	0	1	9	0	0	0	0	0	2	2	0	12-0	31-13	12	3.31
*May 02	at Pittsburgh	9.0	7	5	5	0	7	0	1	1	0	0	1	0	0	9-5	32-13	12	3.34
*May 02	at Pittsburgh	9.0	5	0	0	2	4	0	0	0	0	0	0	0	0	12-0	33-13	12	3.27
*May 03	at Pittsburgh	9.0	7	3	3	6	8	2	0	0	2	0	1	2	0	9-3	34-13	12	3.27
May 06	BETHUNE-COOKMAN	9.0	3	0	0	2	13	1	0	0	0	0	0	0	0	14-0	35-13	12	3.20
May 08	NYIT	9.0	6	0	0	0	9	0	0	0	0	0	0	3	0	26-0	36-13	12	3.13
May 09	NYIT	9.0	3	1	1	1	10	1	0	0	0	0	0	0	0	13-1	37-13	12	3.09
May 10	NYIT	9.0	4	1	1	2	7	0	0	0	0	0	0	1	0	19-1	38-13	12	3.05
May 12	FAU	9.0	9	6	6	2	9	2	1	1	1	0	1	1	0	14-6	39-13	12	3.11
*May 14	GEORGIA TECH	9.0	1	0	0	3	7	0	0	0	0	0	0	0	0	3-0	40-13	12	3.05
*May 15	GEORGIA TECH	9.0	4	1	0	1	9	1	0	0	0	0	0	0	0	22-1	41-13	12	2.99
*May 16	GEORGIA TECH	9.0	9	4	4	2	8	0	1	2	2	0	1	1	0	17-4	42-13	12	3.01
Totals		499.0	430	205	167	167	418	71	10	21	33	4	40	42	7	471-205	42-13	12	3.01



2014 ACC Baseball Championship
Georgia Tech vs #6 Miami

May 21, 2014 at Greensboro, N.C. (NewBridge Bank Park)



Georgia Tech 6 (34-24)

Miami 3 (40-16)

Player	ab	r	h	rbi	bb	so	po	a	lob	avg
Mott Hyde 2b	4	1	1	1	0	1	2	3	0	.292
Daniel Spingola cf	3	0	0	0	1	0	2	0	0	.322
Matt Gonzalez lf	5	0	3	1	0	0	1	0	2	.318
Thomas Smith 1b	5	0	0	0	0	2	10	0	1	.286
A.J. Murray dh	5	0	1	0	0	1	0	0	2	.274
Connor Justus ss	4	1	2	0	0	2	1	3	1	.277
Ryan Peurifoy rf	4	3	4	0	0	0	5	0	0	.328
Brandon Gold 3b	3	1	1	2	0	0	0	3	1	.247
Arden Pabst c	4	0	2	2	0	0	6	1	1	.246
Josh Hedding p	0	0	0	0	0	0	0	0	0	-
Dusty Isaacs p	0	0	0	0	0	0	0	0	0	-
Totals	37	6	14	6	1	6	27	10	8	

Player	ab	r	h	rbi	bb	so	po	a	lob	avg
Dale Carey cf	4	2	3	1	0	0	1	0	0	.311
Tyler Palmer lf	4	1	1	1	0	0	1	0	1	.302
Zack Collins dh	3	0	2	1	1	1	0	0	0	.297
David Thompson 1b	3	0	1	0	1	1	11	1	2	.329
Willie Abreu rf	4	0	1	0	0	1	2	0	2	.297
John Lawroski pr	0	0	0	0	0	0	0	0	0	.000
Brandon Lopez ss	4	0	1	0	0	0	1	4	1	.247
Johnny Ruiz 3b	4	0	0	0	0	1	3	3	0	.224
Alex Hernandez 2b	4	0	0	0	0	0	1	2	0	.250
Garrett Kennedy c	4	0	0	0	0	3	7	0	0	.212
Andrew Suarez p	0	0	0	0	0	0	0	1	0	-
Cooper Hammond p	0	0	0	0	0	0	0	0	0	-
Thomas Woodrey p	0	0	0	0	0	0	0	1	0	-
Totals	34	3	9	3	2	7	27	12	6	


Score by Innings	1	2	3	4	5	6	7	8	9	R	H	E
Georgia Tech	0	0	0	0	1	0	2	2	1	6	14	0
Miami	0	0	1	0	2	0	0	0	0	3	9	1

E - Suarez, A.(3). DP - GT 2; UM 1. LOB - GT 8; UM 6. 2B - Hyde, M(12); Gonzalez, M(17); Peurifoy, R(7); Pabst, A(3); Collins, Z.(13). HR - Carey, D.(7). SH - Spingola, D(4); Gold, B(3). SF - Hyde, M(6). SB - Carey, D. 2(16).

Georgia Tech	ip	h	r	er	bb	so	ab	bf	np	era	Miami	ip	h	r	er	bb	so	ab	bf	np	era
Josh Hedding	7.0	7	3	3	2	5	27	29	107	3.76	Andrew Suarez	6.1	9	3	3	0	5	26	27	82	3.28
Dusty Isaacs	2.0	2	0	0	0	2	7	7	24	1.91	Cooper Hammond	1.2	3	2	2	1	1	7	9	26	2.53
											Thomas Woodrey	1.0	2	1	1	0	0	4	5	16	2.66


Win - Hedding, J (4-4). Loss - Hammond, C. (5-1). Save - Isaacs, D (7).
 WP - Suarez, A.(10). PB - Kennedy, G.(7). Pitches/strikes: Hedding, J 107/69; Isaacs, D 24/16; Suarez, A. 82/57; Hammond, C. 26/14; Woodrey, T. 16/10.

Umpires - HP: Greg Street 1B: Jacob Asher 2B: Tim O'Toole 3B: John Haggerty
 Start: 3:18 pm Time: 2:19 Attendance: 2469
 Weather: Partly Cloudy, 82 degrees



2014 ACC Baseball Championship
#6 Miami vs Clemson

May 22, 2014 at Greensboro, N.C. (NewBridge Bank Park)



Miami 2 (40-17)

Clemson 3 (36-22)

Player	ab	r	h	rbi	bb	so	po	a	lob
Dale Carey cf	5	0	4	0	0	0	1	0	0
Tyler Palmer lf	4	0	0	0	0	1	4	0	2
Zack Collins c	2	0	1	1	2	0	6	0	0
David Thompson 1b	4	0	1	0	1	1	8	0	2
Willie Abreu dh	4	0	0	0	0	3	0	0	2
Brandon Lopez ss	4	0	0	0	0	0	0	4	4
Johnny Ruiz 3b	4	0	0	0	0	0	0	3	1
Alex Hernandez 2b	4	1	1	0	0	1	6	4	0
Jacob Heyward rf	3	1	1	0	0	2	0	0	0
Chris Diaz p	0	0	0	0	0	0	0	0	0
Cooper Hammond p	0	0	0	0	0	0	0	1	0
Thomas Woodrey p	0	0	0	0	0	0	0	0	0
Bryan Garcia p	0	0	0	0	0	0	0	0	0
Totals	34	2	8	1	3	8	25	12	11

Player	ab	r	h	rbi	bb	so	po	a	lob
Tyler Slaton cf	2	1	1	0	3	1	2	0	0
Tyler Krieger dh	5	0	0	0	0	0	0	0	4
Steven Duggar rf	4	1	2	0	1	1	1	0	0
Steve Wilkerson 2b	5	0	3	1	0	0	0	6	0
Garrett Boulware lf	3	0	0	0	0	1	1	0	2
Jay Baum ss	3	0	0	1	1	0	2	3	1
Shane Kennedy 1b	2	0	0	0	0	0	4	0	1
Jon McGibbon 1b	2	1	2	1	0	0	8	0	0
Chris Okey c	3	0	2	0	1	0	8	0	0
Weston Wilson 3b	3	0	0	0	0	1	1	1	0
Mike Dunster ph/3b	1	0	0	0	0	1	0	1	2
Daniel Gossett p	0	0	0	0	0	0	0	2	0
Clay Bates p	0	0	0	0	0	0	0	0	0
Zack Erwin p	0	0	0	0	0	0	0	0	0
Drew Moyer p	0	0	0	0	0	0	0	0	0
Totals	33	3	10	3	6	5	27	13	12

Score by Innings	1	2	3	4	5	6	7	8	9	R	H	E
Miami	0	0	2	0	0	0	0	0	0	2	8	0
Clemson	0	0	1	0	0	1	0	0	1	3	10	2

Note: 1 out, 2 runners LOB when the game ended.

E - KENNEDY(6); BATES(1). DP - UM 2; CU 1. LOB - UM 11; CU 12. 2B - Carey, D.(15). HR - MCGIBBON(3). HBP - Collins, Z.; Heyward, J.; BOULWARE. SH - Palmer, T.(16). SB - OKEY(3).

Miami	ip	h	r	er	bb	so	ab	bf	np	Clemson	ip	h	r	er	bb	so	ab	bf	np
Chris Diaz	4.1	5	1	1	5	2	17	23	102	Daniel Gossett	8.1	7	2	2	2	8	31	36	116
Cooper Hammond	1.1	1	1	1	0	0	4	4	15	Clay Bates	0.1	1	0	0	0	0	2	2	6
Thomas Woodrey	2.0	2	0	0	0	2	8	8	24	Zack Erwin	0.0	0	0	0	1	0	0	1	5
Bryan Garcia	0.2	2	1	1	1	1	4	5	20	Drew Moyer	0.1	0	0	0	0	0	1	1	5

Win - MOYER (5-1). Loss - Garcia, B. (5-4). Save - None.


WP - Diaz, C. 3(11); Woodrey, T.(2); GOSSETT(9). HBP - by GOSSETT (Collins, Z.); by GOSSETT (Heyward, J.); by Diaz, C. (BOULWARE). Inherited runners/scored: Hammond, C. 2/0; Garcia, B. 2/0; ERWIN 1/0; MOYER 2/0. Pitches/strikes: Diaz, C. 102/49; Hammond, C. 15/11; Woodrey, T. 24/16; Garcia, B. 20/10; GOSSETT 116/72; BATES 6/4; ERWIN 5/1; MOYER 5/3.

Umpires - HP: Troy Fullwood 1B: Danny Everett 2B: Frank Sylvester 3B: Fred Cannon

Start: 7:08 pm Time: 3:20 Attendance: 3417


Weather: Mostly Sunny, 83 degrees

ERWIN faced 1 batter in the 9th.



2014 ACC Baseball Championship #6 Miami vs Duke

May 24, 2014 at Greensboro, N.C. (NewBridge Bank Park)



Miami 6 (41-17)

Duke 5 (33-25)

Player	ab	r	h	rbi	bb	so	po	a	lob	Player	ab	r	h	rbi	bb	so	po	a	lob
Dale Carey cf	4	1	1	0	0	1	4	0	2	Mark Lumpa cf	4	1	0	1	2	1	3	0	1
Tyler Palmer lf	6	0	1	1	0	2	2	0	1	Andy Perez 2b	6	0	1	0	0	0	3	3	3
Zack Collins c	6	2	3	1	0	1	14	0	0	Jordan Betts 3b	4	1	0	0	2	2	2	3	0
David Thompson 1b	4	1	1	0	2	0	9	1	1	Chris Marconcini 1b	6	0	3	1	0	1	10	1	1
Willie Abreu dh	4	0	1	1	0	2	0	0	1	Ryan Deitrich rf	5	1	1	0	0	0	5	0	2
John Lawroski pr/dh	0	0	0	0	0	0	0	0	0	Mike Rosenfeld c	6	0	2	1	0	2	8	2	1
Brad Fieger ph	1	0	0	0	0	0	0	0	1	Matt Berezo dh/ss	5	1	1	0	1	2	0	0	2
Brandon Lopez ss	4	0	0	1	0	0	1	3	1	David Perkins lf	3	0	1	0	0	2	1	0	0
Alex Hernandez 2b	5	0	1	0	0	1	0	4	0	Grant McCabe ph/lf	2	0	1	0	0	1	1	0	0
Johnny Ruiz 3b	4	0	2	0	0	0	2	0	0	Kenny Koplove ss	3	0	1	0	0	1	2	1	0
Jacob Heyward rf	4	2	3	0	0	0	2	0	0	Cristian Perez ph	1	1	1	2	0	0	0	0	0
Bryan Radziewski p	0	0	0	0	0	0	2	2	0	Cameron Neal ph	1	0	0	0	0	0	0	0	0
Thomas Woodrey p	0	0	0	0	0	0	0	1	0	Andrew Istler p	0	0	0	0	0	0	0	1	0
Bryan Garcia p	0	0	0	0	0	0	0	0	0	Trent Swart p	0	0	0	0	0	0	1	2	0
Cooper Hammond p	0	0	0	0	0	0	0	1	0	Nick Hendrix p	0	0	0	0	0	0	0	0	0
Javi Salas p	0	0	0	0	0	0	0	0	0	Robert Huber p	0	0	0	0	0	0	0	0	0
Totals	42	6	13	4	2	7	36	12	7	Totals	46	5	12	5	5	12	36	13	11

Score by Innings	1	2	3	4	5	6	7	8	9	10	11	12	R	H	E
Miami	2	0	0	0	1	0	0	1	0	0	0	2	6	13	0
Duke	0	1	0	0	1	0	0	0	2	0	0	1	5	12	0

LOB - UM 7; DU 11. 2B - Abreu, W.(8); Ruiz, J. 2(7); Heyward, J.(2); Rosenfeld, M(4). HR - Collins, Z.(9); Perez, C.(1). HBP - Deitrich, R.. SH - Carey, D. 2(11); Ruiz, J.(6); Heyward, J.(2). SF - Lopez, B.(4). CS - Lawroski, J.(3); Perkins, D.(1).

Miami	ip	h	r	er	bb	so	ab	bf	np	Duke	ip	h	r	er	bb	so	ab	bf	np
Bryan Radziewski	5.2	6	2	2	4	6	22	27	103	Trent Swart	7.0	8	3	3	1	4	25	29	104
Thomas Woodrey	2.1	1	1	1	0	1	7	7	34	Nick Hendrix	0.1	1	1	1	1	0	2	3	14
Bryan Garcia	3.0	3	1	1	0	4	12	12	49	Robert Huber	3.2	2	0	0	0	2	11	12	49
Cooper Hammond	0.2	2	1	1	1	0	4	5	17	Andrew Istler	1.0	2	2	2	0	1	4	5	18
Javi Salas	0.1	0	0	0	0	1	1	1	3										

Win - Garcia, B. (6-4). Loss - Istler, A. (8-8). Save - Salas, J. (1).
 WP - Istler, A.(7). HBP - by Radziewski (Deitrich, R.). BK - Swart, T.(1). PB - Rosenfeld, M(9). Inherited runners/scored: Woodrey, T. 2/0; Garcia, B. 1/1; Salas, J. 2/0; Huber, R. 2/1. Pitches/strikes: Radziewski 103/58; Woodrey, T. 34/21; Garcia, B. 49/32; Hammond, C. 17/10; Salas, J. 3/3; Swart, T. 104/65; Hendrix, N. 14/7; Huber, R. 49/35; Istler, A. 18/10.

Umpires - HP: Greg Street 1B: Danny Collins 2B: Mark Chapman 3B: Tim O'Toole
 Start: 11:07 am Time: 4:23 Attendance: 3572
 Weather: Sunny, 69 degrees
 Woodrey, T. faced 1 batter in the 9th.



2014 Miami Hurricanes Baseball
 Overall Statistics for Miami Hurricanes (as of May 18, 2015)
(2014 ACC Baseball Championship Sorted by Batting avg)



Record: 1-2 Home: 0-0 Away: 0-0 Neutral: 1-2 ACC: 0-0

Player	avg	gp-gs	ab	r	h	2b	3b	hr	rbi	tb	slg%	bb	hp	so	gdp	ob%	sf	sh	sb-att	po	a	e	fld%	
Dale Carey	.615	3-3	13	3	8	1	0	1	1	12	.923	0	0	1	0	.615	0	2	2-2	6	0	0	1.000	
Zack Collins	.545	3-3	11	2	6	1	0	1	3	10	.909	3	1	2	0	.667	0	0	0-0	20	0	0	1.000	
David Thompson	.273	3-3	11	1	3	0	0	0	0	3	.273	4	0	2	0	.467	0	0	0-0	28	2	0	1.000	
Johnny Ruiz	.167	3-3	12	0	2	2	0	0	0	4	.333	0	0	1	1	.167	0	1	0-0	5	6	0	1.000	
Willie Abreu	.167	3-3	12	0	2	1	0	0	1	3	.250	0	0	6	0	.167	0	0	0-0	2	0	0	1.000	
Alex Hernandez	.154	3-3	13	1	2	0	0	0	0	2	.154	0	0	2	0	.154	0	0	0-0	7	10	0	1.000	
Tyler Palmer	.143	3-3	14	1	2	0	0	0	2	2	.143	0	0	3	0	.143	0	1	0-0	7	0	0	1.000	
Brandon Lopez	.083	3-3	12	0	1	0	0	0	1	1	.083	0	0	0	2	.077	1	0	0-0	2	11	0	1.000	

Jacob Heyward	.571	2-2	7	3	4	1	0	0	0	5	.714	0	1	2	0	.625	0	1	0-0	2	0	0	1.000	
Garrett Kennedy	.000	1-1	4	0	0	0	0	0	0	0	.000	0	0	3	0	.000	0	0	0-0	7	0	0	1.000	
Brad Fieger	.000	1-0	1	0	0	0	0	0	0	0	.000	0	0	0	0	.000	0	0	0-0	0	0	0	.000	
John Lawroski	.000	2-0	0	0	0	0	0	0	0	0	.000	0	0	0	0	.000	0	0	0-1	0	0	0	.000	
Totals	.273	3	110	11	30	6	0	2	8	42	.382	7	2	22	3	.325	1	5	2-3	88	36	1	.992	
Opponents	.310	3	116	14	36	5	0	2	14	47	.405	12	2	23	3	.382	1	2	1-2	90	36	2	.984	

LOB - Team (24), Opp (31). DPs turned - Team (3), Opp (3). IBB - Team (0), Opp (1). Picked off - Hernandez, A 1.

(2014 ACC Baseball Championship Sorted by Earned run avg)

Player	era	w-l	app	gs	cg	sho	sv	ip	h	r	er	bb	so	2b	3b	hr	b/avg	wp	hp	bks	sfa	sha		
Chris Diaz	2.08	0-0	1	1	0	0/0	0	4.1	5	1	1	5	2	0	0	0	.294	3	1	0	0	0		
Bryan Radziewski	3.18	0-0	1	1	0	0/0	0	5.2	6	2	2	4	6	1	0	0	.273	0	1	0	0	0		
Thomas Woodrey	3.38	0-0	3	0	0	0/0	0	5.1	5	2	2	0	3	1	0	0	.263	1	0	0	0	1		
Andrew Suarez	4.26	0-0	1	1	0	0/0	0	6.1	9	3	3	0	5	2	0	0	.346	1	0	0	0	1		
Bryan Garcia	4.91	1-1	2	0	0	0/0	0	3.2	5	2	2	1	5	0	0	1	.313	0	0	0	0	0		
Cooper Hammond	9.82	0-1	3	0	0	0/0	0	3.2	6	4	4	2	1	1	0	1	.400	0	0	0	1	0		

Javi Salas	0.00	0-0	1	0	0	0/0	1	0.1	0	0	0	0	1	0	0	0	.000	0	0	0	0	0		
Totals	4.30	1-2	3	3	0	0/0	1	29.1	36	14	14	12	23	5	0	2	.310	5	2	0	1	2		
Opponents	3.30	2-1	3	3	0	0/0	1	30.0	30	11	11	7	22	6	0	2	.273	2	2	1	1	5		

PB - Team (1), Kennedy, G. 1, Opp (1). Pickoffs - Team (1), Radziewski 1, Opp (1). SBA/ATT - Collins, Z. (1-1), Garcia, B. (1-1), Woodrey, T. (0-1).