



NATIONAL CHAMPIONS 1983, 1987, 1989, 1991, 2001

Sports Media Relations/Contacts: Mark Pray, Kerwin Lonzo-Main Football Contact (klonzo@miami.edu), Rob Dunning  
Sports Media Relations, University of Miami, 5821 San Amaro Drive, Coral Gables, FL 33146  
(305) 284-3244, (305) 284-2807 FAX, www.hurricanesports.com

**MIAMI (7-3, 4-3 ACC Coastal)**

Date	Opponent	(TV)	Time/Result
Sept. 7	at (18/19) Florida State*	ESPN	W, 38-34
Sept. 17	(14/13) GEORGIA TECH*	ESPN	W, 33-17
Sept. 26	at (11/12) Virginia Tech*	ABC/ESPN	L, 7-31
Oct. 3	(8/8) OKLAHOMA	ABC	W, 21-20
Oct. 10	FLORIDA A&M	ESPN360.com	W, 48-16
Oct. 17	at UCF	CBS CS	W, 27-7
Oct. 24	CLEMSON*	ABC/ESPN	L, 37-40 (OT)
Oct. 31	at Wake Forest*	ABC/ESPN2	W, 28-27
Nov. 7	VIRGINIA*	Raycom	W, 52-17
Nov. 14	at North Carolina*	ABC/ESPN	L, 24-33
Nov. 21	DUKE*	ESPNU	Noon
Nov. 28	at (23/24) USF	ABC	3:30 p.m.

\*ACC game; all times Eastern; Coaches poll rankings second ( )

**DUKE (5-5, 3-3 ACC Coastal)**

Date	Opponent	Time/Result
Sept. 5	RICHMOND	L, 16-24
Sept. 12	at Army	W, 35-19
Sept. 19	at (22) Kansas	L, 16-44
Sept. 26	N.C. Central	W, 49-14
Oct. 3	(6) VIRGINIA TECH*	L, 26-34
Oct. 10	at NC State*	W, 49-28
Oct. 24	MARYLAND*	W, 17-13
Oct. 31	at Virginia*	W, 28-17
Nov. 7	at North Carolina*	L, 6-19
Nov. 14	GEORGIA TECH*	L, 10-49
Nov. 21	at Miami*	Noon
Nov. 28	WAKE FOREST*	TBA

\*ACC game; all times Eastern; Coaches poll rankings second ( )

**2009 STATISTICAL COMPARISON**

Offense	Duke	Miami
Scoring	252	315
Points per game	25.2	31.5
First Downs	192	214
Rush-pass-pen	49-129-14	72-134-8
Total offense	3609	4053
Average per play	5.1	6.0
Average per game	360.9	405.3
Rushing yards	639	1345
Yards per rush	2.1	3.9
Yards per game	63.9	134.5
Passing yards	2970	2708
Pass att.-cmp.-int.	416-260-8	321-194-16
Yards per attempt	7.1	8.4
Yards per completion	11.4	14.0
Yards per game	297.0	270.8
Completion pct.	62.5	60.4
Defense	Duke	Miami
Total points allowed	261	242
Points per game	26.1	24.2
First downs allowed	174	178
Rush-pass-pen	90-75-9	74-86-18
Total offense allowed	3428	3277
Yards per game	342.8	327.7
Rushing yards allowed	1559	1222
Yards per carry	4.1	3.5
Yards per game	155.9	122.2
Passing yards allowed	1869	2055
Pass att.-cmp.-int.	260-144-7	301-163-6
Yards per attempt	7.2	6.8
Yards per completion	13.0	12.6
Yards per game	186.9	205.5



**20 MIAMI HURRICANES**

**Ranking**  
No. 21 (AP); No. 24 (Coaches);  
No. 20 (BCS); No. 24 (Harris)  
**Last Game**  
Nov. 14 - 33-24 loss at North Carolina in Chapel Hill  
**Head Coach**  
Randy Shannon (3rd Season)  
**Shannon's Career Record:**  
19-16 (3 seasons)  
**vs. Duke**  
2-0 overall  
1-0 in Miami  
1-0 in Durham  
**2009 STATISTICAL LEADERS**  
**Rushing-Att.-Yds-TDs**  
G. Cooper - 99-541-3  
**Passing- C-A-I-Yds-TDs**  
J. Harris - 190-313-16-2,655 -19  
**Receiving-C-Yds-TDs**  
L. Hankerson - 34-609-4  
**Tackles-UA-A-Tot**  
C. McCarthy - 42-36-78

**DUKE BLUE DEVILS**

**Ranking**  
N/A  
**Last Game**  
Nov. 14 - 49-10 loss vs. Georgia Tech  
**Head Coach**  
David Cutcliffe (9th season overall; 3rd season at UNC)  
**Cutcliffe's Career Record:**  
53-42 (Ninth seasons); 9-13 at Duke (Second season)  
**vs. Miami**  
0-2 overall  
0-1 in Miami  
0-1 in Durham  
**2009 STATISTICAL LEADERS**  
**Rushing-Att.-Yds-TDs**  
D. Scott - 50-194-1  
**Passing- C-A-I-Yds-TDs**  
T. Lewis - 226-364-6-2,640-16  
**Receiving-C-Yds-TDs**  
D. Varner - 46-708-5  
**Tackles-UA-A-Tot**  
V. Rey - 39-43-82

**GAME 11 INFORMATION**

**Date:** Saturday, Nov. 21, 2009  
**Location:** Land Shark Stadium  
(Natural Grass), (74,916) in Miami Gardens, Fla.  
**Kickoff:** Noon (ET)

**TELEVISION - ESPNU**

Clay Matvick (play-by-play)  
David Diaz-Infante (color)  
**Webcast - ESPN360.com**  
**Tape Delay Telecast - CSS**  
Mon., Nov. 23 at 7 p.m.; Thurs. Nov. 26 at Noon

**LOCAL RADIO - 560 WQAM, 1450 ESPN DEPORTES**

**560 WQAM**  
Joe Zagacki (play-by-play)  
Don Bailey Jr. (color analyst)  
Fans can also listen online at www.wqam.com  
**1450 ESPN Deportes En Español**  
Joe Pujala (play-by-play)  
Joe Martinez (color analyst)

**WEBSITES**

Miami (www.hurricanesports.com)  
Duke (www.goduke.com)

**No. 20 MIAMI HOSTS DUKE ON SENIOR DAY IN HOME FINALE**

- ▶ No. 20 (BCS) Miami returns home to face ACC Coastal Divisional foe Duke in the regular season home finale today at Land Shark Stadium. The game will be televised by ESPNU.
- ▶ Miami fell at North Carolina last Saturday, 33-24, in Chapel Hill. The Hurricanes racked up 435 yards against the nation's fifth ranked defense, outgaining UNC, 435-329, which was the sixth time this season Miami has gone over 400 yards in a game and third time in the last four games.
- ▶ Sophomore quarterback Jacory Harris completed a career-high 28 passes, going 28-for-50 for 319 yards and a TD pass against the Tar Heels. On the year, Harris has passed for 2,655 yards with 19 touchdowns, 16 interceptions and is completing 60.7 percent of his passes.
- ▶ Heading into today's game against Duke, Harris ranks 26th nationally in passing efficiency (141.67). With two games remaining, Harris needs 345 more passing yards to become the first Miami QB since Ken Dorsey in 2002 to top the 3,000-yard mark.
- ▶ Miami receiver Leonard Hankerson caught seven passes for 92 yards against UNC. Hankerson continued his streak of being the only Hurricane to have a catch in all 10 games this season. He currently leads the team with 34 receptions for 609 yards and four touchdowns. Travis Benjamin has 447 receiving yards on 25 receptions and four TD catches while LaRon Byrd has 28 receptions for 403 yards and a touchdown.
- ▶ Colin McCarthy racked up a career-high 13 tackles against the Tar Heels and leads the team with 78 tackles (42 solo, 36 assisted) and has 8.0 tackles for loss. It was his third double digit-tackle game in the last four games. Fellow linebacker Darryl Sharpton ranks second with 67 tackles after picking up nine tackles at UNC.
- ▶ Junior defensive lineman Allen Bailey (27 total tackles) leads the defense with seven sacks and 10.5 tackles for loss.
- ▶ Cornerback Brandon Harris ranks third nationally in passes broken up (12) while tying for fifth in total passes defended (13). He also ranks third on the team with 46 tackles.
- ▶ Kicker/punter Matt Boshier leads the team with 73 points (11 field goals, 40 PAT's). On the year, Boshier ranks second in the ACC in punting (42.7) and fifth in field goal percentage (84.6).

**COVERING THE HURRICANES**

For the North Carolina game, players are available up to the end of practice on Wednesday. Interviews with players and coaches must be arranged at least 24 hours in advance. Practices are open to the media from the start through stretch. Head coach Randy Shannon will address the media following each practice.

**ACC Teleconference Call - Wed. Sept. 30** - (Contact UM Media Relations for the phone number)

10:30 a.m.	Frank Spaziani, Boston College
10:40 a.m.	Dabo Swinney, Clemson
10:50 a.m.	Bobby Bowden, Florida State
11:00 a.m.	David Cutcliffe, Duke
11:10 a.m.	Paul Johnson, Georgia Tech
11:20 a.m.	Ralph Friedgen, Maryland
11:30 a.m.	Randy Shannon, Miami
11:40 a.m.	Butch Davis, North Carolina
11:50 a.m.	Tom O'Brien, NC State
12:00 a.m.	Al Groh, Virginia
12:10 a.m.	Frank Beamer, Virginia Tech
12:20 a.m.	Jim Grobe, Wake Forest

**MIAMI FOOTBALL MEDIA RELATIONS**

Mark Pray	Assistant AD/Communications
Kerwin Lonzo	Associate SID/Football Contact
Rob Dunning	Assistant SID
Phone	(305) 284-3244
Fax	(305) 284-2807

**COACHES SHOW**

UM's coaches show, "Hurricane Game Day With Randy Shannon" airs twice weekly on CSS, at 5:30 p.m. Thursdays and 10 a.m. Saturdays. The show is hosted by Joe Zagacki and Don Bailey Jr. and features Hurricanes players as coach Shannon's guests.

**HURRICANE HOTLINE**

Hurricane Hotline is a weekly two-hour show hosted by Joe Zagacki and Don Bailey, Jr. that airs from 7-9 p.m. Thursday nights during the season from The Sports Exchange (45 Miracle Mile, Coral Gables, Fla. 33134; Phone: 305-774-1222). Hurricane Hotline features interviews with UM head football coach Randy Shannon, players, coaches and other UM personnel as well as other featured guests. Fans are encouraged to listen on 560 WQAM or view the show in-person at The Sports Exchange.

**The MIAMI-DUKE SERIES**

- ▶ Miami owns a 5-1 record in the all-time series with Duke.
- ▶ After dropping the first meeting in 1976, the 'Canes have won the last five meetings - including four since Miami joined the Atlantic Coast Conference.
- ▶ The last time Duke played in South Florida, Miami won 24-14 at the Orange Bowl in 2007. Last year, the 'Canes picked up a 49-31 win at Wallace Wade Stadium in Durham.

**A 'CANES WIN OVER THE BLUE DEVILS WOULD...**

- ▶ Give the Hurricanes a 5-3 finish in Atlantic Coast Conference play.
- ▶ Give Miami a 5-1 home record for the 2009 season.
- ▶ Give Miami its first eight win season since 2005 when the 'Canes finished 9-3.
- ▶ Guarantee head coach Randy Shannon his best record since taking over the helm of the UM football program in 2007.

**The COACHES**

- ▶ Randy Shannon is in his third season as Miami's head coach and owns an overall record of 19-16. David Cutcliffe is 53-42 in nine seasons as a collegiate head coach and 9-13 in two seasons at Duke.

**Scouting THE BLUE DEVILS**

- ▶ Duke comes into Saturday's game with an overall record of 5-5 and an Atlantic Coast Conference record of 3-3, with wins over NC State, Maryland and Virginia and losses to Virginia Tech, North Carolina and most recently, Georgia Tech. This past weekend in Durham, the Yellow Jackets defeated the Blue Devils, 49-10, at Wallace Wade Stadium.
- ▶ The Blue Devils feature on the nation's top passing games, coming in ranked ninth in the FBS in passing offense (297 ypg). Veteran quarterback Thaddeus Lewis ranks third in the ACC in both passing yards per game (264.0) and total offense (269.1). He comes in with 2,640 yards passing, with 16 touchdowns, six interceptions and a 134.22 passing efficiency. Lewis has three main targets in the passing game – wide receivers Austin Kelly (47 rec., 501 yards), Donovan Varner (46 rec., 708 yards) and Conner Vernon (44 rec., 601 yards). All three average at least 50 yards receiving per game while combining on 11 of the team's 20 receiving touchdowns. The less frequently used running game has four backs over 100 yards this year but none that have hit the 200-yard mark yet. Desmond Scott has a team-high 197 yards on the ground while Re'quan Boyette (128 yards) leads the team with 62 carries.
- ▶ On defense, linebacker Vincent Rey leads the team with 82 tackles and ranks fourth in the league with a 8.2 tackle per game average. Safety Catron Gainey is nearly as productive, ranking in a tie for eighth in the league with 7.3 tackles per contest. Cornerback Leon Wright has proven to be one of the ACC's top pass defender, coming in with five interceptions that he has returned for 146 yards this year. Defensive end Ayanga Okpokowuruk leads Duke in both tackles for a loss (7.0) and sacks (5.0).
- ▶ Kicker Will Snyderwine is 12-of-14 on field goals this year – including 8-of-9 from 30-plus yards – while punter Kevin Jones averages 39.2 yards per punt. In the return game, Johnny Williams averages 8.3 yards per punt return and 20.6 yards per kick return. Williams is joined by Vernon (24.6 ypr) on kickoff returns.

**Sharpton ACCEPTS INVITATION TO EAST-WEST SHRINE GAME**


- ▶ Junior linebacker Darryl Sharpton has accepted an invitation to play in the 85th East-West Shrine Game. The Game will be held Jan. 23, 2010, in Orlando, Fla., kicking off at 3 p.m. EST.
- ▶ Sharpton joins an elite list of football greats, such as John Elway, Tom Brady, Brett Favre, and 62 NFL Hall of Famers, who have played in the East-West Shrine Game, America's longest-running college all-star football game.
- ▶ While the teams are divided by East and West, the players come together for the beneficiary of the event, Shriners Hospitals for Children, an international pediatric specialty health care system.
- ▶ Shriners Hospitals for Children is a system of 22 hospitals dedicated to providing pediatric specialty care, innovative research and outstanding teaching programs. Children up to age 18 with orthopaedic conditions, burns, spinal cord injuries, and cleft lip and palate are eligible for care and receive all services in a family-centered environment, without financial obligation to patients or their families.
- ▶ For more information about the East-West Shrine Game, please visit [www.shrinegame.com](http://www.shrinegame.com).

**THIS WEEK IN MIAMI FOOTBALL** (practice times subject to change)


**NOVEMBER 2009**

Monday	Tuesday	Wednesday	Thursday	Friday	Saturday	Sunday
<b>16</b>	<b>17</b>	<b>18</b>	<b>19</b>	<b>20</b>	<b>21</b>	<b>22</b>
<b>PLAYERS DAY OFF</b>	11:30 a.m. - 1 p.m. <b>Weekly Press Conference</b> 3 p.m. - <b>PRACTICE</b>	5:45 a.m. - <b>PRACTICE</b> Players and coaches available after 10:30 a.m. - <b>ACC Coaches Teleconference</b>	2:45 p.m. - <b>PRACTICE</b> Coach Shannon available after	<b>WALK THRU</b> No Media Availability	<b>Duke at Miami</b>  12 p.m. (ESPNU)	<b>GAME RECAP with Randy Shannon</b> 11 a.m. Edgerrin James Team Meeting Room

**'Canes IN THE FOOTBALL ACADEMIC PROGRESS REPORT SCORES**



► Miami's APR score in 2009 ranked 7th nationally with a score of 977. The score was the highest among all Florida institutions and second highest in the Atlantic Coast Conference.



► Miami's APR score in 2009 ranked 7th nationally with a score of 977. The score was the highest among all Florida institutions and second highest in the Atlantic Coast Conference.

**'Canes IN THE CLASS ROOM**


- Of the 20 seniors on this year's squad, eight have already earned degrees, while the remaining 12 are all on course to graduate either in December of 2009 or May of 2010.
- The eight players that have already earned degrees include: Jake Byrne (Finance), Joe Joseph (Sports Administration), Eric Moncur (Bachelor of Liberal Arts), Matt Perrelli (Marketing and Management), Matt Piphon (Biology), Darryl Sharpton (Finance), A.J. Trump (Management and Organization), Jimmy Graham (Management and Marketing).
- Last season, Miami had 13 early graduates, which were the most in the nation.
- Four graduates on the 2009 roster are currently pursuing their master's degrees: Joe Joseph (Master's of Liberal Arts), Jimmy Graham (Master's of Liberal of Arts), Matt Perrelli (Sports Administration) and Jake Byrne (Master's of Business Administration).



JAKE BYRNE      JIMMY GRAHAM      JOE JOSEPH      ERIC MONCUR      MATT PERRELLI      MATT PIPHON      DARRYL SHARPTON      A.J. TRUMP

**'Number OF PLAYERS WHO HAVE OBTAINED UNDERGRADUATE DEGREES ON 2009 ROSTERS**

► Miami ranks fifth nationally in the number of players with degrees on 2009 rosters.



**'Canes IN THE COMMUNITY**

- Miami launched one of the biggest community outreach projects by a major college football team this past summer when the Hurricanes spent Saturdays with kids under the age of 12 in Miami-Dade, Broward and Palm Beach Counties in the month of July.
- The entire team split up into groups of approximately 15-20 players that visited area youth football programs and interacted with some of the team's youngest fans.
- "South Florida is our home," explained Head Coach Randy Shannon. "This is a way for our players to give back to the community and it allows the football program and the athletic department to say thanks as well."
- The outreach events focused on football and life skills and lasted approximately 45 minutes at each site.

**2009 HURRICANES RADIO NETWORK**

Miami football games can be heard throughout the state of Florida on the Hurricane Sports Network, anchored by WQAM (560 AM). The games are also broadcast in Spanish on 1450 ESPN Deportes (1450 AM).

**FLAGSHIP STATIONS**

Miami/Fort Lauderdale	WQAM (560 AM)
Miami/Fort Lauderdale	ESPN Deportes (1450 AM)
University of Miami	WVUM (90.5 FM)

**AFFILIATES**

Miami/Ft. Lauderdale	WQAM (560)
Daytona	WPUL (1590)
Ft. Myers	WWCN (770)
Jupiter	ESPN (760)
Key West	WKWF (1600)
Live Oak	WLVO (106.1)
Marathon	WFFG (1300)
Melbourne	WIXC (1060)
Orlando	WAMT (1190)
Stuart	WSTU (1450)
Tampa	WMGG (1470)
Titusville	WIXC (1060)
West Palm Beach	ESPN (760)

**MIAMI MEDIA POLICIES**

**Releases Available Via E-Mail**

Media members interested in receiving Miami football releases via e-mail should send requests to Football SID Kerwin Lonzo at [klonzo@miami.edu](mailto:klonzo@miami.edu).

**GAME DAY PRESS POLICIES**

Only working press will be admitted to the Land Shark Stadium press box. Seats will be issued according to the following criteria:

1. State newspapers by circulation, wire services, national publications, newspapers from opponent's area, and student newspapers from UM and opponent's schools.
2. Other daily newspapers, with preference to those that regularly cover UM.
3. Radio and television personnel not broadcasting, but considered reporting.
4. Non-daily newspapers, with preference to those which regularly cover UM.
5. Scouts. Freelance and/or non-daily writers may be asked to produce copies of actual publications in which their work has appeared. In some cases, these materials will be required as verification of the writers' status.

**CONFERENCE ROAD GAME CREDENTIALS**

Writers covering UM on a regular basis can make all requests for conference road credentials with Mark Pray ([mpray@miami.edu](mailto:mpray@miami.edu)) or through the media relations department of the home team.

**NON-CONFERENCE ROAD GAME CREDENTIALS**

Writers covering UM on a regular basis may make requests for non-conference road credentials with the UM Sports Information Office. Credential requests are faxed to the opponent school by Monday two weeks prior to the contest.

**Quick STRIKE 'CANES**

► The Hurricanes have posted 18 scoring drives in two minutes or less this season. Last weekend at UNC, the 'Canes had a two-minute scoring drive culminating with Jimmy Graham's fifth touchdown reception of the season.

Plays-Yards	TOP	Result	Opponent
1-11	0:05	Epps 11-yd TD catch	OU
1-2	0:06	T. Johnson 2-yd TD catch	WF
1-69	0:20	Benjamin 69-yd TD catch	CU
2-51	0:25	Hankerson 35-yd TD catch	VA
5-64	0:39	Berry 3-yd TD run	WF
3-51	0:43	Javarris James 5-yd TD run	UCF
2-89	1:13	Berry 35-yd TD run	FAMU
4-37	1:14	Graham 7-yd TD catch	FAMU
4-20	1:28	Thompkins 15-yd TD catch (from Highsmith)	VA
5-67	1:28	A. Johnson 35-yd TD catch	WF
5-23	1:31	Bosher 20-yd field goal	FAMU
9-82	1:32	Benjamin 13-yd TD catch	WF
5-28	1:34	Bosher 18-yd field goal	FSU
4-75	1:39	Byrd 40-yd TD catch	GT
5-46	1:43	Javarris James 1-yd TD run	VT
6-75	1:44	Mike James 5-yd TD run	FAMU
5-69	2:00	Jimmy Graham 14-yard TD catch	UNC
7-75	2:00	Javarris James 6-yd TD run	FSU

► The Hurricanes are tied for 10th nationally in quick strike touchdowns and 11th in quick strike scores.

**Two Minute Scoring Drives (TDs only)**

23	Houston
21	Auburn
21	Tulsa
20	Middle Tennessee
20	Nevada
18	TCU
18	Texas Tech
18	Troy
17	California
17	Florida
17	Arkansas
17	Texas A&M
16	Ohio State
<b>16</b>	<b>Miami</b>
15	Georgia Tech
14	Cincinnati
14	Colorado
14	Utah State
13	Kent State
13	Southern Miss

**Two Minute Scoring Drives (Both TDs and FGs)**

29	Houston (23 TDs, 6 FGs)
29	Middle Tennessee (20 TDs, 9 FGs)
25	Tulsa (21 TDs, 4 FGs)
24	Auburn (21 TDs, 3 FGs)
22	Troy (18 TDs, 4 FGs)
21	California (17 TDs, 4 FGs)
20	Arkansas (17 TDs, 3 FGs)
20	Nevada (20 TDs, 0 FGs)
19	Ohio State (16 TDs, 3 FGs)
19	TCU (18 TDs, 1 FGs)
<b>18</b>	<b>Miami (16 TDs, 2 FGs)</b>
18	Florida (17 TDs, 1 FG)
18	Georgia Tech (15 TDs, 3 FGs)
18	Texas A&M (17 TDs, 1 FG)
18	Texas Tech (18 TDs, 0 FG)
17	Southern Miss (13 TDs, 4 FGs)
17	Utah State (14 TDs, 3 FGs)
16	Cincinnati (14 TDs, 2 FGs)
16	Texas (12 TDs, 4 FGs)
15	Colorado (14 TDs, 1 FG)
15	Idaho (9 TDs, 6 FGs)
14	Kent State (13 TDs, 1 FG)

**Miami IS 20TH IN BCS RANKINGS**

- ▶ With an overall record of 7-3 - including three wins against ranked opposition - Miami is ranked 20th in the this week's Bowl Championship Series rankings.
- ▶ The 'Canes dropped six spots to No. 20 after losing a close battle at UNC this past weekend.
- ▶ Miami currently has an average of .1936, right behind USC (.2714) and Oregon State (.2487) and just ahead of Utah (.1910) and BYU (.1874).
- ▶ Three of Miami's 2009 opponents are currently ranked in the BCS Top 25, with Georgia Tech at No. 7, Virginia Tech at No. 15 and Clemson at No. 23.

		Avg.	Harris	Coach	Comp
1. Florida	10-0	.9833	1	1	1
2. Alabama	10-0	.9521	3	3	2
3. Texas	10-0	.9261	2	2	4
4. TCU	10-0	.8685	4	4	5
5. Cincinnati	10-0	.8536	5	5	3
6. Boise St.	10-0	.7950	6	6	7
7. Georgia Tech	10-1	.7716	7	7	6
8. LSU	8-2	.6648	10	10	8
9. Pittsburgh	9-1	.6569	9	9	10
10. Ohio State	9-2	.6495	8	8	11
11. Oregon	8-2	.6265	11	11	9
12. Oklahoma St.	8-2	.4708	13	13	15
13. Iowa	9-2	.4529	14	15	12
14. Penn State	9-2	.4127	12	12	21
15. Virginia Tech	7-3	.4036	16	16	13
16. Wisconsin	8-2	.3583	15	14	19
17. Stanford	7-3	.3406	17	17	17
18. USC	7-3	.2714	20	21	14
19. Oregon State	7-3	.2487	22	20	16
<b>20. MIAMI</b>	<b>7-3</b>	<b>.1936</b>	<b>24</b>	<b>24</b>	<b>18</b>
21. Utah	8-2	.1910	21	23	20
22. BYU	8-2	.1874	18	18	27
23. Clemson	7-3	.1829	19	19	23
24. Houston	8-2	.1150	23	22	26
25. California	7-3	.0935	29	30	21

**Right BETWEEN THE NUMBERS**

- ▶ Miami became bowl eligible with its win at Wake Forest on Oct. 31. Last season, the 'Canes went to their 23rd bowl game in the last 26 years with an Emerald Bowl appearance against Cal in San Francisco.
- ▶ Miami dropped six spots from No. 14 to No. 20 in the latest BCS rankings.
- ▶ At least one former Hurricane has scored a touchdown in the last 115 weeks in the National Football League dating back to Week 15 of the 2002 season.
- ▶ Junior linebacker Colin McCarthy is averaging 10.0 tackles per game over the last four contests.
- ▶ As a team, UM ranks 16th in tackles for loss (7.30), 25th in scoring offense (31.50), 25th in passing offense (270.80), 27th nationally in pass efficiency (141.86) and 31st in total defense (327.70).
- ▶ The Hurricanes get stronger as the game moves on, out-scoring their opponents 181-124 after halftime. Miami is out-scoring its opponents 98-67 in the third quarter and 80-51 in the fourth.
- ▶ Junior running back Damien Berry leads the 'Canes in yards per carry (6.5) and touchdowns (7), having scored at least one TD in each of Miami's last six games.
- ▶ Sophomore quarterback Jacory Harris leads the ACC and ranks 26th in the nation in passing efficiency (141.76).
- ▶ Sophomore CB Brandon Harris is among the national leaders in passes broken up (12) and passes defensed (13).
- ▶ In recording a career-high 152 yards rushing in Miami's win over Virginia, junior Graig Cooper became just the eighth player in school history to rush for 2,000 yards in a career. He currently has 2,064 career rushing yards.
- ▶ Senior running back Javaris James recorded 56 yards rushing against Clemson to move past Willis McGahee into sixth on UM's career rushing list. Cooper needs just four more yards to also pass McGahee (2,067).
- ▶ UM's 12 scheduled opponents this season had a combined record of 93-61 (.604) last season, with eight of the 12 opponents having won at least eight games.
- ▶ Four UM receivers stand at 6-3 or taller: Leonard Hankerson and Aldarius Johnson are 6-3, LaRon Byrd is 6-4 and Tommy Streeter is 6-5. Miami's top three tight ends are all 6-4 or taller, including Jimmy Graham who stands at 6-8.
- ▶ Seventeen different players have caught a pass this season for the University of Miami while 10 of those 17 have at least eight catches thus far. Leonard Hankerson leads the team with 34 receptions, while LaRon Byrd (28), Travis Benjamin (25), Dedrick Epps (15), Aldarius Johnson (14), Thearon Collier (13) and Mike James (13) all have double-digit catches.
- ▶ The 35-point margin of victory against Uva was Miami's biggest in an ACC game since beating Duke 52-7 in 2005.
- ▶ UM is 75-22 in the month of November since 1984.
- ▶ The UM football team currently consists of 53 freshmen and sophomores and only 38 juniors and seniors.
- ▶ No position on the UM roster is as young as the receiver position, where junior Leonard Hankerson is the lone upperclassmen. Behind Hankerson, the next seven receivers are all in just their second year in the program.
- ▶ After playing 21 true freshmen in last season's season-opener, UM played just five in the 2009 opener in Tallahassee.
- ▶ A year after Travis Benjamin collected 274 all-purpose yards against FSU, Graig Cooper nearly matched the impressive feat in tallying 232 yards against the 'Noles in Tallahassee in the season opener. Cooper reached the 200 all-purpose yard mark against against Virginia, tallying 203 against the Cavaliers.

**ASSOCIATED PRESS TOP 25**  
Nov. 15, 2009

No	Team	Record	Pts.
1	Florida (36)	10-0	1463
2	Alabama (14)	10-0	1429
3	Texas (10)	10-0	1424
4	TCU	10-0	1307
5	Cincinnati	10-0	1247
6	Boise State	10-0	1213
7	Georgia Tech	10-1	1139
8	Pittsburgh	9-1	1030
9	Ohio State	9-2	990
10	LSU	8-2	968
11	Oregon	8-2	918
12	Oklahoma State	8-2	754
13	Penn State	9-2	689
14	Stanford	7-3	652
15	Iowa	9-2	633
16	Virginia Tech	7-3	559
17	Wisconsin	8-2	547
18	Clemson	7-3	442
19	BYU	8-2	344
20	Oregon State	7-3	338
<b>21</b>	<b>MIAMI</b>	<b>7-3</b>	<b>255</b>
22	USC	7-3	255
23	Utah	8-2	183
24	Houston	8-2	149
25	Rutgers	7-2	145

**USA TODAY COACHES' TOP 25**  
Nov. 15, 2009

No	Team	Record	Pts.
1	Florida (48)	10-0	1460
2	Texas (4)	10-0	1397
3	Alabama (7)	10-0	1388
4	TCU	10-0	1277
5	Cincinnati	10-0	1219
6	Boise State	10-0	1183
7	Georgia Tech	10-1	1127
8	Ohio State	9-2	1019
9	Pittsburgh	9-1	997
10	LSU	8-2	956
11	Oregon	8-2	875
12	Penn State	9-2	772
13	Oklahoma State	8-2	750
14	Wisconsin	8-2	630
15	Iowa	9-2	584
16	Virginia Tech	7-3	558
17	Stanford	7-3	516
18	BYU	8-2	404
19	Clemson	7-3	274
20	Oregon State	7-3	274
21	USC	7-3	239
22	Houston	8-2	229
23	Utah	8-2	212
<b>24</b>	<b>MIAMI</b>	<b>7-3</b>	<b>156</b>
25	Nebraska	7-3	107
25	North Carolina	7-3	107

**BCS STANDINGS**  
Nov. 15, 2009

No	Team	Record	Avg.
1	Florida	10-0	.9833
2	Alabama	10-0	.9521
3	Texas	10-0	.9261
4	TCU	10-0	.8685
5	Cincinnati	10-0	.8536
6	Boise State	10-0	.7950
7	Georgia Tech	10-1	.7716
8	LSU	8-2	.6648
9	Pittsburgh	9-1	.6569
10	Ohio State	9-2	.6495
11	Oregon	8-2	.6265
12	Oklahoma State	8-2	.4708
13	Iowa	9-2	.4529
14	Penn State	9-2	.4127
15	Virginia Tech	7-3	.4036
16	Wisconsin	8-2	.3583
17	Stanford	7-3	.3406
18	USC	7-3	.2714
19	Oregon State	7-3	.2487
20	MIAMI	7-3	.1936
21	Utah	8-2	.1910
22	BYU	8-2	.1874
23	Clemson	7-3	.1829
24	Houston	8-2	.1150
25	California	7-3	.0935

**ARV:** North Carolina 144, Nebraska 64, Cal 53, Arizona 50, Mississippi 45, Navy 41, Temple 23, Auburn 9, Georgia 9, West Virginia 8, Oklahoma 5, Texas Tech 4, Boston College 3, Nevada 1

**ARV (10 or more):** Arizona 87, Navy 76, Rutgers 74, Cal 55, Mississippi 46, West Virginia 46, Central Michigan 27, Temple 17, Oklahoma 15, Boston College 14

**MIAMI ALL-TIME VS. DUKE**

▶ The following is a list of UM's all-time highs against Duke in the six-game history between the two schools:

**Rushing Yards**

- 114 - Ottis Anderson, 1976
- 101 - Graig Cooper, 2007
- 84 - Albert Bentley, 1983
- 82 - Tyrone Moss, 2005
- 64 - Graig Cooper, 2008

**Rushing Attempts**

- 24 - Ottis Anderson, 1976
- 16 - Javarris James, 2007
- 12 - Graig Cooper, 2007
- 12 - Tyrone Moss, 2005
- 10 - Jacory Harris, 2008
- 10 - Tyrone Moss, 2006

**Rushing Touchdowns**

- 2 - Tyrone Moss, 2005
- 1 - Seven times

**Receiving Yards**

- 131 - Lance Leggett, 2006
- 95 - Phil August, 1976
- 95 - Ed Brown, 1983
- 88 - Sam Shields, 2006
- 87 - Ryan Moore, 2005

**Receptions**

- 8 - Aldarius Johnson, 2008
- 7 - Ryan Moore, 2005
- 5 - Phil August, 1976
- 6 - Four times

**Receiving Touchdowns**

- 2 - Sam Shields, 2006
- 1 - 14 times

**Passing Yards**

- 299 - Kyle Wright, 2006
- 255 - Kyle Wright, 2005
- 250 - Bernie Kosar, 1983
- 230 - Kyle Wright, 2007
- 185 - Jacory Harris, 2008

**Pass Attempts**

- 41 - Kyle Wright, 2006
- 31 - Kyle Wright, 2005
- 28 - Jacory Harris, 2008
- 23 - Kyle Wright, 2007
- 19 - Bernie Kosar, 1983

**Pass Completions**

- 24 - Kyle Wright, 2006
- 19 - Kyle Wright, 2007
- 18 - Jacory Harris, 2008
- 18 - Kyle Wright, 2005
- 14 - Bernie Kosar, 1983

**Passing Touchdowns**

- 4 - Jacory Harris, 2008
- 3 - Kyle Wright, 2005
- 2 - Five times

**Team Bests**

- Total Offense: 613 - 1983
- Rushing Yards: 255 - 2005
- Rushing Attempts: 41 - 1983
- Passing Yards: 381 - 1983
- Pass Attempts: 41 - 2006
- Pass Completions: 24 - 2006

**Miami OWNS RARE DISTINCTION**

▶ This year's University of Miami team might be one of the deepest team's in the country at the running back and wide receiver positions.

▶ As of Nov. 10, Miami is the only team from a BCS conference and one of just two teams at the FBS level that have three 300-yard rushers (Javarris James, Graig Cooper and Damien Berry) and five 200-yard receivers (Leonard Hankerson, Travis Benjamin, LaRon Byrd, Aldarius Johnson and Thearon Collier).

▶ Idaho is the only other team nationally that can match the 'Canes depth statistically at the offensive skill positions.

**Rushing Leaders (stats of Nov. 10)**

Graig Cooper	478
Javarris James	421
Damien Berry	356

**Receiving Leaders (stats of Nov. 10)**

Leonard Hankerson	517
Travis Benjamin	428
LaRon Byrd	342
Aldarius Johnson	214
Thearon Collier	201

*Note: Dedrick Epps needs just 10 more yards to become the sixth 'Cane to reach 200 yards receiving this year.*

**NFL U**

▶ Seven former University of Miami football players were named to the Pro Bowl last season, easily the highest representation for any school in the nation.

▶ This year, a number of 'Canes rank among the NFL's elite statistically (statistics as of Nov. 10).

- ▶ Andre Johnson (Texans) leads the league in receiving yards (800) and is tied for 15th in receiving touchdowns (4)
- ▶ Reggie Wayne (Colts) ranks second in the NFL in receiving yards (753) and is tied for fifth in receiving TDs (6)
- ▶ Greg Olsen is tied for fifth in the league with six receiving touchdowns
- ▶ Willis McGahee (Ravens) is tied for fourth in the league with seven touchdowns
- ▶ Frank Gore (49ers) ranks 10th in the league in rushing yards per game (74.5) and is tied for 15th in TDs (6)
- ▶ Clinton Portis is 15th in the league in rushing yards (494)
- ▶ Kellen Winslow is tied for 10th in the league with fifth receiving touchdowns
- ▶ Devin Hester is 20th in the league in receiving yards (548)
- ▶ Santana Moss is 23rd in the league in receiving yards (500)
- ▶ Ray Lewis (Ravens) is tied for sixth in the league in total tackles (68)
- ▶ Jon Beason (Panthers) and D.J. Williams (Broncos) are tied for 15th in the league in total tackles (63)
- ▶ Antrel Rolle (Cardinals) is tied for ninth in the league with three interceptions

▶ For more updates on Hurricanes in the NFL, see page 15.

**Game TIME SET FOR USF GAME**

▶ Miami's game at USF has been tabbed for a 3:30 p.m. (ET) kick-off on Sat. Nov. 28 as announced by the Atlantic Coast Conference this week.

▶ The regular season finale from Raymond James Stadium in Tampa will be televised on ABC, making it the sixth time that Miami has appeared on the network this season.

▶ The Hurricanes and the Bulls have met only once before when Miami defeated USF, 27-7, during the 2005 season in Miami.

**Awards WATCH**

▶ Head coach Randy Shannon, sophomore cornerback Brandon Harris and sophomore quarterback Jacory Harris have all been named to semifinalists for prestigious national awards.

▶ Shannon has been named a finalist for two top head coaching awards, while Brandon Harris is a semifinalist among defensive backs and Jacory Harris is a quarterback semifinalist.

**PAUL "BEAR" BRYANT AWARD, GEORGE MUNGER AWARD - Randy Shannon, Miami**

**DAVEY O'BRIEN AWARD, MANNING AWARD - Miami quarterback Jacory Harris**

**JIM THORPE AWARD - Brandon Harris, Miami**

▶ For more information on Miami's national semifinalist, see page 16 of the game notes.

**ACC BOWL LINEUP**

► Here is a list of the Atlantic Coast Conference's tie-ins for this upcoming bowl season:

**Meineke Car Care Bowl (ACC vs. BIG EAST)**

Saturday, Dec. 26, 4:30 p.m., ESPN  
Bank of America Stadium (73,367)  
Charlotte, N.C.

**Emerald Bowl (ACC vs. Pac-10)**

Saturday, Dec. 26, 8 p.m., ESPN  
AT&T Park (40,184)  
San Francisco, Calif.

**Gaylord Hotels Music City Bowl (ACC vs. SEC)**

Wednesday, Dec. 27, 8:15 p.m., ESPN  
LP Field (67,000)  
Nashville, Tenn.

**Eagle Bank Bowl (ACC vs. Army/C-USA)**

Tuesday, Dec. 29, 4:30 p.m., ESPN  
RFK Stadium (45,000)  
Washington, D.C.

**Champs Sports Bowl (ACC vs. Big Ten)**

Tuesday, Dec. 29, 8 p.m., ESPN  
Florida Citrus Bowl (65,438)  
Orlando, Fla.

**Chick-fil-A Bowl (ACC vs. SEC)**

Thursday, Dec. 31, 7:30 p.m., ESPN  
Georgia Dome (71,851)  
Atlanta, Ga.

**Konica Minolta Gator Bowl**

(ACC vs. BIG EAST/Big 12/Notre Dame)  
Thursday, Jan. 1, 1 p.m., CBS  
Jacksonville Municipal Stadium (73,000)  
Jacksonville, Fla.

**FedEx Orange Bowl (ACC vs. BCS)**

Tuesday, Jan. 5, 8 p.m., FOX  
Land Shark Stadium (72,230)  
Miami Gardens, Fla.

**GMAC Bowl (ACC vs. WAC)**

Wednesday, Jan. 6, 7 p.m. (ESPN)  
Ladd-Peebles Stadium (40, 646)  
Mobile, Ala.

**Citi BCS National Championship Game  
BCS No. 1 vs. BCS No. 2**

Thursday, Jan. 7, 8 p.m., ABC  
The Rose (91,000)  
Pasadena, Calif.

*After the BCS makes its selections, the selection order is as follows:*

1. Chick-fil-A Bowl
2. Konica Minolta Gator Bowl
3. Champs Sports Bowl
- 4-6. Gaylord Hotels Music City Bowl  
    Meineke Car Care Bowl  
    Emerald Bowl
7. EagleBank Bowl
8. GMAC Bowl

**Going BOWLING**

- With Miami's road win at Wake Forest on Oct. 31, the 'Canes became bowl eligible with their sixth win of the season.
- Miami has appeared in a bowl game 23 times in the last 26 seasons and owns an all-time record of 19-15 in 34 bowl appearances overall.
- Last season, Miami lost a close battle with Cal in the Emerald Bowl at AT&T Park in San Francisco on Dec. 27, 2008.
- This year's bowl destination will likely be determined after the Atlantic Coast Conference Championship game is played on Saturday, Dec. 5.

**Pipho EARNS ACADEMIC HONOR**

- Miami right tackle Matt Pipho was named to the ESPN The Magazine Academic All-District First Team (University Division) for football in District III.
- Pipho, who received his degree in Biology last spring, owns a 3.39 cumulative grade point average. He has started all 10 games for the Hurricanes at right tackle this season helping the Hurricanes rack up 4,053 yards of total offense. Miami ranks in the top 50 nationally in total offense and is 25th in both scoring offense and passing offense.
- Three Academic All-District teams are chosen in each district, with those student-athletes on the All-District first teams placed on the national ballot for Academic All-America® consideration.

**Big BAILEY INSIDE**

- One of the most versatile defenders in the country, junior Allen Bailey is having the best season of his career and one of the best years for a defensive lineman in the ACC.
- At 6-4, 288, Bailey has played both defensive tackle and defensive end this season and has been a key up front for the 'Canes this season.
- Bailey, who finished with 24 tackles and a team-best five sacks in 2008, already has 27 tackles this season while leading the team in tackles for a loss (10.5) and sacks (7.0). He is tied for third in the ACC with a 0.70 sacks per game average while also ranking fifth in the league in tackles for loss (1.05 pg).
- In his last four games, he has four sacks and seven tackles for a loss and forced fumble.

**Options EVERYWHERE**

- Seventeen different players on the University of Miami football team have caught a pass this season, with 10 of those 17 having recorded at least eight receptions thus far.
- The Hurricanes have had at least eight different receivers catch a pass in all seven wins.
- On the year, Leonard Hankerson has a team-high 34 catches, while fellow wide outs LaRon Byrd and Travis Benjamin have 28 and 25 respectively.
- Sophomore quarterback Jacory Harris has connected with all but one of the 17 players that have recorded a catch this season.
- In Miami's last home game against Virginia, Harris connected with 13 different receivers and in Miami's five home games this season, an average of 10.6 players have caught a pass per game (13 vs. Virginia, 12 vs. Florida A&M, 11 vs. Oklahoma, 9 vs. Georgia Tech, 8 vs. Clemson).

**'Canes IN THE NATIONAL RANKINGS**

► Several Hurricanes are ranked among the nation's elite statistically heading into this weekend's game. Here is a look at where some 'Canes rank nationally 10 games into the season:

Player	Statistic	Avg.	National Rank
Brandon Harris	Passes Defended	1.30	t-8th
Jacory Harris	Passing Efficiency	141.76	26th
Allen Bailey	Sacks	0.70	t-31st
Matt Bosher	Punting	42.68	31st
Jacory Harris	Total Offense	245.20	34th
Graig Cooper	All-Purpose Yards	128.00	48th

**Cooper HAS CAREER DAY RUSHING**

- Junior running back Graig Cooper had his best day as a Hurricane rushing the football against Virginia last weekend.
- Cooper finished the afternoon with 152 yards on 18 carries (8.4 ypc) in addition to scoring his third touchdown of the season.
- Cooper also had UM's longest play from scrimmage this season with a 70-yard run against the Cavaliers.
- Heading into Saturday's game vs. Duke, Cooper leads the team in rushing (541) and all-purpose (1,152) yards.

### 100 YARDS ON THE GROUND

► Here is a list of the University of Miami's all-time 100-yard rushing performances:

#### CONSECUTIVE 100-YARD RUSHING GAMES (SINCE 1975)

Player	No.	Year
Willis McGahee	6	2002
Edgerrin James	6	1998
Clinton Portis	6	2001
Clinton Portis	4	1999
Willis McGahee	4	2002
Frank Gore	3	2003

#### MOST 100-YARD RUSHING GAMES (SINCE 1975)

Player	No.	Years
Edgerrin James	15	1995-98
Clinton Portis	14	1999-2001
Ottis Anderson	13	1976-78
James Jackson	11	1997-2000
Willis McGahee	10	2002
Frank Gore	8	2001, 2003-04
Tyrone Moss	7	2003-2006
<b>Graig Cooper</b>	<b>6</b>	<b>2007-present</b>
Stephen McGuire	6	1989-91
<b>Javarris James</b>	<b>5</b>	<b>2006-present</b>
Danyell Ferguson	5	1995-96
Alonzo Highsmith	5	1984
James Stewart	4	1993-94
Leonard Conley	4	1987-90
Jarrett Payton	3	2003
Dyral McMillian	3	1996
Warren Williams	3	1985-87
Melvin Bratton	3	1984-87
<b>Damien Berry</b>	<b>1</b>	<b>2007-present</b>
Derron Thomas	1	2005-08
Donnell Bennett	1	1993
Larry Jones	1	1993
Alex Johnson	1	1989
Albert Bentley	1	1983
Speedy Neal	1	1982
Lorenzo Roan	1	1980
Ken McMillian	1	1978
Taylor Timmons	1	1977
Chris Hobbs	1	1977

### MCCARTHY HAVING CAREER YEAR

- Junior linebacker Colin McCarthy is having the best season of his career, coming into today's game with a team-leading 78 total tackles this season.
- He currently ranks seventh in the league in tackles per game (7.8) and is on pace to become the second Miami defender to reach hit the 100-tackle mark over the last four seasons (Tavares Gooden recorded 119 tackles in 2007).
- McCarthy has reached double-digit tackles in three of Miami's last four games, including a team-leading 13 last week at North Carolina.
- As a sophomore in 2007, he ranked third on the team with 68 total tackles.

### Running FOR RECORDS

Here is a quick look at some individual UM career rushing records to watch out for during the 2009 season:

- With 79 rushing attempts this season, senior Javarris James has moved from eighth place on Miami's all-time rushing attempts list to third. After passing Stephen McGuire (450 attempts) and Danyell Ferguson (454 attempts) against Oklahoma, James passed his cousin Edgerrin with six carries against Clemson on Oct. 24. He now trails only Ottis Anderson (691 attempts) and James Jackson (541 attempts) heading into Saturday's game at North Carolina.
- Junior Graig Cooper joined Javarris in the Top 10 rushing attempts list when he moved into 10th place with 395 carries after tallying 15 attempts at UNC this past weekend.

#### MIAMI'S CAREER RUSHING ATTEMPTS LEADERS

1. Ottis Anderson	691
2. James Jackson	541
<b>3. Javarris James</b>	<b>479</b>
4. Edgerrin James	474
5. Danyell Ferguson	454
6. Stephen McGuire	450
7. Clinton Portis	440
8. Tyrone Moss	412
9. Leonard Conley	400
<b>10. Graig Cooper</b>	<b>395</b>

► Javarris James also moved into the school's Top 10 in career rushing yards against Oklahoma and currently ranks sixth with 2,091 yards. Against UCF, James not only passed Frank Gore (1,975) for seventh place all-time, he became just the seventh player in school history to amass 2,000 career rushing yards. In the Clemson game, he passed Willis McGahee for sixth all-time in program history.

► Not too long after Javarris moved into the Top 10 in career rushing yardage at UM, teammate Graig Cooper entered the Top 10 against Virginia on Nov. 7 and currently needs just four more yards to pass Willis McGahee for seventh all-time. Cooper also became the eighth player in school history to amass at least 2,000 rushing yards in a career during his career-best 152-yard performance against the Cavaliers

#### MIAMI'S CURRENT TOP 10 CAREER RUSHING YARDAGE LEADERS

1. Ottis Anderson	3,331
2. Edgerrin James	2,960
3. James Jackson	2,953
4. Clinton Portis	2,523
5. Danyell Ferguson	2,214
<b>6. Javarris James</b>	<b>2,091</b>
7. Willis McGahee	2,067
<b>8. Graig Cooper</b>	<b>2,064</b>
9. Frank Gore	1,975
10. Stephen McGuire	1,953

### Other RECORDS TO WATCH

- Senior left tackle Jason Fox has started 46 games in his career, which ranks him third all-time in UM history.
- William Joseph (1999-2002) has the most starts all-time at UM with 50, while Ed Reed (1998-2001) ranks second with 48.
- If Fox is able to start the remaining two regular season games and a bowl game, he will finish his career in second place just one start shy of Joseph's record.
- Junior kick/punter Matt Bosher is also moving up the record books, currently ranking third all-time in consecutive PATs (82), 8th in points scored kicking (167) and ninth in FGs made (29).



**Miami TEAM LEADERS**

► Here is list of Miami's statistical team leaders through six games this season:

<b>Passing Yards</b>	Jacory Harris	2,655
<b>Rushing Yards</b>	Graig Cooper	541
<b>Receiving Yards</b>	Leonard Hankerson	609
<b>Receptions</b>	Leonard Hankerson	34
<b>Punt Return Yards</b>	Thearon Collier	152
<b>Kick Return Yards</b>	Graig Cooper	502
<b>Total Touchdowns</b>	Damien Berry	7
<b>Scoring</b>	Matt Boshier	73
<b>All-Purpose Yards</b>	Graig Cooper	1,152
<b>Solo Tackles</b>	Colin McCarthy	42
<b>Total Tackles</b>	Colin McCarthy	78
<b>Tackles for a loss</b>	Allen Bailey	10.5
<b>Sacks</b>	Allen Bailey	7.0
<b>Interceptions</b>	Randy Phillips	2
<b>Pass breakups</b>	Brandon Harris	12
<b>Fumbles recovered</b>	Eight players	1
<b>Fumbles forced</b>	Three players	2

**'Canes AT LAND SHARK**

► Miami is 11-3 all-time in Land Shark Stadium, going 3-0 in bowl games, 4-2 last season and 4-1 this year.  
 ► The 'Canes won the 1996 Carquest Bowl over Virginia, the 1998 Micron PC Bowl over NC State and the 2003 Orange Bowl over FSU before beating Charleston Southern, UCF, Wake Forest and Virginia Tech in the team's inaugural season at its new stadium. UM opened Land Shark Stadium in 2009 with a 33-17 win over No. 14 Georgia Tech on Sept. 17 followed by victories over No. 8 Oklahoma (21-20 on Oct.3) and FAMU (48-16 on Oct. 10), an overtime loss to Clemson (37-40 on Oct. 24) and most recently a blowout win over Virginia (52-17 on Nov. 7) this past weekend.

**Miami ON THE BIG STAGE**

► The Hurricanes came right out of the gate in 2009 with its first four games against a ranked opponent on national TV. Miami opened its season Labor Day night in Tallahassee with a 38-34 win over No. 18 Florida State, 10 days before beating No. 14 Georgia Tech, 33-17, on a ESPN Primetime Thursday contest.  
 ► On Sept. 26, the 'Canes suffered their first defeat of 2009, falling at No. 11 Virginia Tech on ABC before picking up their third win over a ranked opponent on Oct. 3 with a 21-20 win over No. 8 Oklahoma in primetime on ABC.  
 ► After playing UCF on CBS College Sports, the 'Canes played Clemson and Wake Forest on a ABC-ESPN (regional split) before playing its first game on Raycom against Virginia.  
 ► Last weekend, 'Canes returned to ABC/ESPN with a 3:30 game against the Tar Heels in Chapel Hill.  
 ► This weekend, Miami will play its first game on ESPNU this year when the 'Canes host Duke Saturday at 12 p.m.

**Miami VERSUS THE STATE OF NORTH CAROLINA**

► The University of Miami is 34-19-1 all-time versus teams from the state of North Carolina. Since UM joined the Atlantic Coast Conference in 2004, the Hurricanes are 10-5 against teams from the Tar Heel State.  
 ► Before Miami joined the ACC, the 'Canes rarely faced teams from North Carolina, playing just four games against N.C. teams from the time Dennis Erickson took over the program in 1989 to the team's last year in the BIG EAST in 2003. Over that 15-year span, UM faced East Carolina three times and NC State once.

**UM's Last 17 Meetings Versus N.C. Teams**

Nov. 14, 2009	at North Carolina	L	24-33	Kenan Stadium
Oct. 31, 2009	at Wake Forest	W	28-27	BB&T Field
Nov. 29, 2008	at NC State	L	28-38	Carter-Finley Stadium
Oct. 25, 2008	Wake Forest	W	16-10	Dolphin Stadium
Oct. 18, 2008	at Duke	W	49-31	Wallace Wade Stadium
Sept. 27, 2008	North Carolina	L	24-28	Dolphin Stadium
Nov. 3, 2007	NC State	L	16-19 (OT)	Orange Bowl
Oct. 6, 2007	at North Carolina	L	27-33	Kenan Stadium
Sept. 29, 2007	Duke	W	24-14	Orange Bowl
Oct. 21, 2006	at Duke	W	20-15	Wallace Wade Stadium
Oct. 7, 2006	North Carolina	W	27-7	Orange Bowl
Nov. 12, 2005	at Wake Forest	W	47-14	Groves Stadium
Oct. 29, 2005	North Carolina	W	34-16	Orange Bowl
Oct. 8, 2005	Duke	W	52-7	Orange Bowl
Nov. 20, 2004	Wake Forest	W	52-7	Orange Bowl
Oct. 30, 2004	at North Carolina	L	28-31	Kenan Stadium
Oct. 23, 2004	at NC State	W	45-31	Carter-Finley Stadium

**Whipple BALL**

► Ten games into his tenure as the University of Miami's offensive coordinator, Mark Whipple has the 'Canes' passing game off to a fast start as Miami ranks in the nation's Top 30 in passing efficiency (27th; 141.86), scoring offense (25th; 31.50) and passing offense (25th; 270.80 ypg).  
 ► Despite going up against four ranked teams in the season's first 10 games, the Hurricanes' offense has scored more than 20 points nine times, including a 52-point showing against Virginia, a 38-point performance in Miami's season-opening win over No. 18 FSU in Tallahassee, a 33-point showing the following week against No. 14 Georgia Tech, a 48-point performance against Florida A&M and a 37-point outing against Clemson.  
 ► Quarterback Jacory Harris has proven to be one of the league's top passers this year, ranking second in passing yards per game (265.5), third in passing touchdowns (19), fifth in total offense (245.2) and passing efficiency (141.8).

**Big PLAY BENJAMIN**

► Sophomore wide receiver Travis Benjamin recorded Miami's longest pass play this season with a 69-yard touchdown reception from sophomore quarterback Jacory Harris against Clemson.  
 ► Benjamin also came up big in the clutch at Wake Forest, catching the game-winning 13-yard touchdown pass from Jacory Harris with 1:03 left to secure the road victory.  
 ► Graig Cooper's 70-yard run against Virginia is the team's longest play from scrimmage this year.

**Coaches AT THEIR ALMA MATERS**

► Miami's Randy Shannon is one of 15 head coaches working at their alma maters this season. The Hurricanes faced two coaches coaching at their alma maters this season (Frank Beamer - Virginia Tech; Al Groh - Virginia).

- Chris Ault - Nevada
- Frank Beamer - Virginia Tech
- Troy Calhoun - Air Force
- Steve Fairchild - Colorado State
- Pat Fitzgerald - Northwestern
- Ralph Friedgen - Maryland
- Al Groh - Virginia
- Mike Gundy - Oklahoma State
- Doug Marrone - Syracuse
- Rick Neuheisel - UCLA
- Randy Shannon - Miami**
- Mark Snyder - Marshall
- Dave Wannstedt - Pittsburgh
- Charlie Weis - Notre Dame
- Paul Wulff - Washington State

**Spreading THE WEALTH**

- Quarterback Jacory Harris completed a pass to 13 different receivers in Miami's win over Virginia on Nov. 7.
- Harris finished the day 18-for-31 for 232 yards and two touchdowns.
- Here is a breakdown of Harris' completions against UVa:

**Receptions vs. UVa**

LaRon Byrd	3
Leonard Hankerson	2
Tervaris Johnson	2
Dedrick Epps	2
Mike James	2
Travis Benjamin	1
Aldarius Johnson	1
Kendal Thompkins	1
Damien Berry	1
Javarris James	1
Lee Chambers	1
Graig Cooper	1
Jimmy Graham	1

- On the year, Harris has found 16 different receivers.

**Hurricanes IN THE ACC IN 2009**

- The following is a list of where UM is ranked as a team and individually in the Atlantic Coast Conference this season:

Team	Rank	Player	Rank
Scoring Offense	5th (31.5)	<b>Jacory Harris</b>	
Scoring Defense	7th (24.2)	Passing Avg./Game	2nd (265.5)
Pass Offense	4th (270.8)	Passing Efficiency	5th (141.8)
Pass Defense	7th (205.5)	Total Offense	5th (245.2)
Rush Offense	8th (134.5)	Passing Touchdowns	3rd (19)
Rush Defense	4th (122.2)	<b>Graig Cooper</b>	
Total Offense	4th (405.3)	Kick Return Avg.	5th (25.1)
Total Defense	5th (327.7)	All-Purpose	4th (128.0)
Kickoff Coverage	8th (39.4)	Rushing Yards/Game	9th (60.1)
Kickoff Returns	6th (21.9)	<b>Damien Berry</b>	
Pass Efficiency	4th (141.9)	Scoring (TDs)/Game	t-8th (4.2)
Punting	7th (35.2)	<b>Leonard Hankerson</b>	
Punt Return Avg.	8th (9.5)	Receiving Yards/Game	9th (60.9)
Time of Possession	7th (30:04)	<b>Matt Boshier</b>	
Turnover Margin	9th (-0.40)	Scoring	8th (7.3)
First Downs	5th (214)	Scoring (Kick)	5th (7.3)
Opponent 1st Downs	6th (178)	Punting	2nd (42.7)
Sacks By	t-8th (19)	PAT Kick Pct.	t-1st (100.0)
Sacks Against	t-10th (28)	Field Goal Pct.	5th (84.6)
Penalties	11th (57.2)	Field Goals	9th (1.10)
Opponent Penalties	8th (48.7)	<b>Mike James</b>	
Pass Def. Efficiency	6th (120.7)	Kick Return Avg.	9th (21.7)
Field Goals	5th (.846)	<b>Brandon Harris</b>	
3rd Down Conv.	5th (43.5)	Passes Defended	1st (1.30)
Opp. 3rd Down Conv.	6th (36.4)	<b>Colin McCarthy</b>	
4th Down Conv.	6th (50.0)	Tackles/Game	7th (7.7)
Opp. 4th Down Conv.	5th (44.4)	<b>Darryl Sharpton</b>	
PAT Kicking	t-1st (1.000)	Tackles/Game	16th (6.4)
Red Zone Offense	8th (82.5)	<b>Allen Bailey</b>	
Red Zone Defense	3rd (80.0)	Sacks	t-3rd (0.70)
		Tackles for Loss	5th (1.05)
		Fumbles Forced	t-6th (0.20)

**It's BEEN A WHILE**

► Sophomore quarterback Jacory Harris entered the season snapping a streak of at least 16 years since a player from Miami-Dade County quarterbacked a University of Miami team. Hialeah High School's Ryan Collins started the last seven games of the 1993 season, but did not go into the season as the starter. Kary Baker was the last Miami-Dade County quarterback to enter the season as the starting quarterback. Baker, from Miami-Edison High School, was UM's starter in 1974 and also was Miami's first African-American quarterback.

**MIAMI QUARTERBACKS SINCE 1974**

2009	Jacory Harris	Miami
2008	Robert Marve	Tampa
2007	Kyle Wright	Danville, Calif.
2006	Kyle Wright	Danville, Calif.
2005	Kyle Wright	Danville, Calif.
2004	Brock Berlin	Shreveport, La.
2003	Brock Berlin	Shreveport, La.
2002	Ken Dorsey	Orinda, Calif.
2001	Ken Dorsey	Orinda, Calif.
2000	Ken Dorsey	Orinda, Calif.
1999	Ken Dorsey	Orinda, Calif.
1998	Scott Covington	Laguna Niguel, Calif.
1997	Ryan Clement	Denver, Colo.
1996	Ryan Clement	Denver, Colo.
1995	Ryan Clement	Denver, Colo.
1994	Frank Costa	Philadelphia, Pa.
1993	Frank Costa	Philadelphia, Pa.
	<b>Ryan Collins</b>	<b>Pembroke Pines</b>
1992	Gino Torretta	Pinole, Calif.
1991	Gino Torretta	Pinole, Calif.
1990	Craig Erickson	West Palm Beach
1989	Craig Erickson	West Palm Beach
1988	Steve Walsh	St. Paul, Minn.
1987	Steve Walsh	St. Paul, Minn.
1986	Vinny Testaverde	Elmont, N.Y.
1985	Vinny Testaverde	Elmont, N.Y.
1984	Bernie Kosar	Boardman, Ohio
1983	Bernie Kosar	Boardman, Ohio
1982	Mark Richt	Boca Raton
1981	Jim Kelly	East Brady, Pa.
1980	Jim Kelly	East Brady, Pa.
1979	Mike Rodrigue	Tallahassee
1978	Kenny McMillian	DeLand
1977	Kenny McMillian	DeLand
	E.J. Baker	Lakeland
1976	E.J. Baker	Lakeland
1975	E.J. Baker	Lakeland
1974	<b>Kary Baker</b>	<b>Miami</b>

**Recapping THE UNC GAME**

► **BERRY FINDS PAYDIRT, AGAIN AND AGAIN:** With his one-yard rushing touchdown in the second quarter, Damien Berry has now scored a TD in six straight games. His touchdown increased his team-leading total to seven this season.

► **COLIN HITS HIS MARK:** Junior linebacker Colin McCarthy registered his third double digit-tackle game in the last four games with a 13-tackle performance against the Tar Heels. McCarthy had 11 tackles against Clemson and 11 tackles at Wake Forest. He increased his team-leading season tackle total to 78 today.

► **OFFENSIVE PRODUCTION:** Today's game marked the sixth time this season Miami has compiled at least 400 yards on offense. The 'Canes 435 yards today was the fifth highest total of the season.

Yards	Opponent	Result
515	Virginia	W, 52-17
476	at (18/19) Florida State	W, 38-34
470	Florida A&M	W, 48-16
454	(14/13) Georgia Tech	W, 33-17
435	at North Carolina	L, 24-33
433	Clemson	L, 37-40 (OT)

► **RUNNING BOSHER:** Junior punter Matt Boshier pulled off Miami's first fake punt of the season when he had a career-long 26-yard run on 4th and 10 in the second quarter. Boshier converted a fake punt during the 2008 season when he ran nine yards on 4th down against Florida State.

► **NOT SO 'CANE LIKE:** Sophomore quarterback Jacory Harris threw a career-high four interceptions. His previous career-high of three INTs came against Clemson on Oct. 24, 2009.

► **SPREADING THE LOVE:** Nine different players caught a pass today for Miami, with six of the nine finishing with multiple receptions.

► **CAREER HIGH FOR RAMON :** Sophomore linebacker Ramon Buchanan recorded a career-high six total tackles today. His previous career-high of five came against Florida A&M earlier this season.

► **MR. CONSISTENCY:** With a five-yard reception in the first quarter, Leonard Hankerson continued his streak of being the only Hurricane to have a catch in all 10 games this season. It also marked the second time this season Hankerson reached the 90-yard receiving mark in a game, finishing a team-high seven catches for 92 yards. He now leads Miami with 34 receptions for 602 yards and four touchdowns.

► **SHORT AND BERRY:** Junior running back Damien Berry continued his short yardage ways against North Carolina. Berry rushed for a 5-yard gain on 3rd and 2 in the first quarter and he scored on a 1-yard run on second and goal. Entering the game, Berry had carried 19 times for 157 yards, six touchdowns and 11 first downs in short yardage situations (5 yards and less). Berry converted three short-yardage situations against UNC. He carried three times for 26 yards, one touchdown and two more first downs. He now has carried the ball 61 times for 397 yards and seven touchdowns overall on the season.

► **FOR STARTERS:** Senior offensive tackle Jason Fox made his 46th career start today. Here were the rest of Miami starters against UNC:

QB	Jacory Harris	LE	Steven Wesley
RB	Graig Cooper	LT	Joe Joseph
FB	Mike James	RT	Josh Holmes
WR	Leonard Hankerson	RE	Allen Bailey
TE	Dedrick Epps	SLB	Colin McCarthy
TE	Tervaris Johnson	WLB	Ramon Buchanan
LT	Jason Fox	MLB	Darryl Sharpton
LG	Orlando Franklin	LCB	Sam Shields
C	A.J. Trump	RCB	Brandon Harris
RG	Joel Figueroa	FS	Vaughn Telemaque
RT	Matt Pihlo	SS	Jared Campbell

### National PERSPECTIVE

► In addition to a No. 21 ranking in the AP Poll and a No. 24 ranking in the USA Today/ESPN Coaches Poll, the 'Canes are receiving other Top 25 recognition after a 7-3 start to the season.

Here is a list of some other national rankings for the 'Canes heading into the weekend:

- **BCS:** 20

---

- **ESPN Power Ranking:** 21

---

- **ESPNU Fan Ranking:** 19

---

- **Legends Poll:** 23

---

- **Sporting News:** NR

---

- **CBSSports.com 120:** 22

---

- **Harris Interactive:** 24

### Comparison: MIAMI AND DUKE

► Here is a quick look at the match-ups you will see when the 'Canes and Blue Devils square off on Saturday at Land Shark Stadium:

MIAMI			DUKE		
Offense	Avg	NCAA Rank	Defense	Avg	NCAA Rank
PPG	31.50	25	PPG	26.10	74
Rushing	134.50	81	Rushing	155.90	77
Passing	270.80	25	Passing	186.90	30
Defense	Avg	NCAA Rank	Offense	Avg	NCAA Rank
PPG	24.20	61	PPG	25.20	71
Rushing	122.20	37	Rushing	63.90	120
Passing	205.50	45	Passing	297.00	9
Net Punting	Avg	NCAA Rank	PR	Avg	NCAA Rank
Average	35.17	71	Average	7.00	85
PR	Avg	NCAA Rank	Net Punting	Avg	NCAA Rank
Average	9.55	56	Average	32.63	108

### The TOUGH BIG FOUR TO OPEN

► The University of Miami's first four games of the 2009 season were against four ranked opponents in Florida State, Georgia Tech, Virginia Tech and Oklahoma. Those teams were all ranked in the final polls last year and had a combined 2008 record of 40-14.

► Not only were Miami's first three games against ACC schools, but it was against the top three ACC teams going into the season as predicted by the Atlantic Coast Conference media. (Florida State 1st in Atlantic, Virginia Tech 1st in Coastal and Georgia Tech 2nd in Coastal).

► The 'Canes first non-conference game was against 2008 national runner-up Oklahoma. The 'Canes defeated the eighth-ranked Sooners, 21-20, to finish the difficult opening stretch with a 3-1 record.

### Miami 4th NATIONALLY IN SCORES BY RETURNS

► Since the turn of the century, Virginia Tech, Kansas State and Texas are the only schools that have scored more touchdowns than Miami on various returns. Here's the list:

#### Most Touchdowns Via Returns Since 2000

School	00	01	02	03	04	05	06	07	08	09	Bwls	Tot.
Virginia Tech	6	7	7	10	6	6	5	8	5	4	3	67
Kansas State	5	2	12	5	5	5	9	7	9	5	1	66
Texas	6	6	7	9	2	7	8	4	4	9	3	65
<b>Miami</b>	<b>13</b>	<b>11</b>	<b>6</b>	<b>10</b>	<b>8</b>	<b>3</b>	<b>1</b>	<b>2</b>	<b>3</b>	<b>3</b>	<b>3</b>	<b>63</b>
Fresno State	5	3	5	4	6	7	3	3	8	3	3	50
Florida State	4	5	6	6	3	4	3	4	4	4	7	50
NC State	2	4	9	10	5	2	4	3	3	1	1	44
Nebraska	7	5	6	4	4	4	0	3	4	2	3	42
Colorado	4	7	7	1	6	3	1	3	3	1	4	40
East Carolina	5	4	5	4	3	0	4	2	6	2	3	38
Texas Tech	7	8	5	3	2	3	2	1	3	2	2	38
Notre Dame	6	4	9	1	1	5	4	3	2	1	1	37
Wake Forest	2	2	3	6	5	3	2	10	3	0	0	36

### November REIGN

► The Hurricanes have been a dominant team this month the last quarter of a century. Since Jimmy Johnson's tenure began at Miami in 1984, UM is 75-22 all-time in the month of November. In fact, from 1984 to 2002, the Hurricanes were an impressive 63-8 in the year's second-to-last month.

► The Hurricanes closed out the month of October with a 4-1 record this season, with wins over Oklahoma (Oct. 3), Florida A&M (Oct. 10), UCF (Oct. 17) and Wake Forest (Oct. 31).

► Miami opened November this year with a 52-17 win over Virginia on Nov. 7. Last year, Miami went 2-2 in November with wins over Virginia and Virginia Tech and losses to Georgia Tech and NC State.

### Randy's RETURN

► After missing three straight games (vs. Oklahoma, vs. Florida A&M and at UCF), senior safety Randy Phillips returned against Clemson and made an immediate impact, recording six tackles (three solo) and an interception against the Tigers.

► Phillips currently leads the team with two interceptions and ranks fifth on the team in tackles with 37, despite having only playing less than seven full games.

► Against Wake on Oct. 31, he tied for second on the team with seven total tackles.

► UM's most experienced defensive back, Phillips now has seven INTs for his career.

### Missing SPENCE

► After a slow start to the season, sophomore linebacker Sean Spence had a strong stretch of games against Virginia Tech, Oklahoma, Florida A&M and UCF before leaving the Clemson game early and missing the last three games with an injury.

► After recording a combined five tackles in Miami's first two games (3 at FSU, 2 vs. Georgia Tech), Spence averaged over seven tackles per game over the next four, recording eight tackles at Virginia Tech, a career-high tying 10 vs. Oklahoma, four against FAMU and seven last weekend at UCF.

► Against the Knights, Spence also recorded his first two sacks of the season.

► Spence, ACC's Defensive Rookie of the Year last season, currently ranks fifth on the team in tackles with 35.

### Byrd BREAKS OUT

► After being held without a catch in the season-opener at FSU, sophomore wideout LaRon Byrd responded with a big night against Georgia Tech on Sept. 17, catching five passes for 83 yards - including an early 40-yard touchdown reception from Jacory Harris.

► Against UCF on Oct. 17, Byrd was at it again, catching five passes for 85 yards.

► On the year, Byrd ranks second on the team in catches (28) and third in receiving yards (403).

**Best BEHAVIOR**

► Through head coach Randy Shannon's first 34 games at the helm of the University of Miami football program, the statistics have shown a drastic change in the Hurricanes' discipline on the field. The last two seasons, the Hurricanes were close to even when it came to penalty differential. The last time the Hurricanes finished the season with fewer penalty yards than their opponents was 1994, when UM was penalized for 775 yards compared to 807 for its opponents.

**PENALTY YARDAGE**

YEAR	MIAMI	OPPONENTS	+/-
<b>2009</b>	<b>572</b>	<b>487</b>	<b>+85</b>
2008	605	537	+68
2007	622	611	+11
2006	805	507	+298
2005	841	626	+215
2004	736	584	+152
2003	1,027	766	+261
2002	1,055	517	+538
2001	944	687	+257
2000	887	609	+278
1999	783	544	+239
1998	822	670	+152
1997	820	661	+159
1996	675	384	+291
1995	739	722	+17
1994	775	807	-32

**Jacory HAS RECORD GAME AGAINST FSU**

- Sophomore quarterback Jacory Harris, making just his third career start, had one of the top passing performances in school history in Miami's season-opening 38-34 win at No. 18 Florida State.
- Harris etched his name into the Hurricanes' record books in tossing for the 10th-most passing yards in a single game in school history with 386 yards through the air against the 'Noles.
- It was the most passing yards ever by a Miami quarterback ever against FSU and was the most by a 'Cane since Ken Dorsey tossed for 422 yards against West Virginia in 2002.
- Harris, who earned ACC Offensive Back of the Week honors for his performance, finished the contest 21-of-34 with two passing touchdowns and a rushing touchdown.

**Ratings REPORT: MIAMI-FSU**

- Miami's season-opening win at FSU on Labor Day is ESPN's third-most viewed regular season college football game in the history of the network – behind the 2009 USC-Ohio State game and the Miami-FSU Labor Day battle in 2006.
- The '09 Labor Day game recorded 5,820,001 household impressions, had 8,406,103 viewers with a rating of 5.89.
- The Hurricanes have now been a part of four of ESPN's six most-watched regular season games on the network.

**MOST VIEWED REGULAR SEASON COLLEGE FOOTBALL GAMES IN ESPN HISTORY**

DATE	GAME (Result)	HOUSEHOLDS
Sept. 12, 2009	USC at Ohio State (USC won, 18-15)	7,243,000
Sept. 4, 2006	Florida State at Miami (Florida State won, 13-10)	6,329,828
Sept. 7, 2009	Miami at Florida State (Miami won, 38-34)	5,820,001
Nov. 2, 2006	West Virginia at Louisville (Louisville won, 44-34)	4,915,915
Sept. 6, 2008	Miami at Florida (Florida won, 26-3)	4,886,206
Oct. 8, 1994	Florida State at Miami (Miami won, 34-20)	4,846,320

**Its ALL ABOUT THE BENJAMIN**

- Sophomore wide receiver/return man Travis Benjamin has had the best two games of his career against arch-rival Florida State.
- Last year against the Seminoles in Miami, he collected an impressive 274 all-purpose yards - the most by a Hurricane since Edgerrin James had 310 all-purpose yards (299 rushing, 11 receiving) against UCLA in 1998. He finished the contest with 185 yards on kick returns, 71 yards receiving and 18 yards rushing.
- In the season-opener against FSU in Tallahassee, Benjamin didn't match his total yardage from 2008, but he did have the best receiving game of any Hurricane since 2006, catching four passes for 128 yards and a touchdown. His four catches went for gains of 39, 29, 20 and 40 yards.
- Benjamin ranked second on the team with 1,012 all-purpose yards last year and is third this year with 440 after seven games.
- He now has three career touchdowns against the Seminoles, scoring the first two touchdowns of his career last season (18-yard rushing TD, 51-yard receiving TD) before picking up his third this season (39-yard receiving TD).
- Last year, Benjamin was named a Rivals.com Freshman All-American after finishing the season with team-highs in punt return yardage (181), kick return yardage (496) and yards per reception (16.3).
- This season, he ranks second on team in receiving yards (447) and is tied for the team-lead in yards per catch (17.9).

**TRAVIS BENJAMIN CAREER vs. FSU**

YEAR	RUSHING	RECEIVING	KICK RETURN	PUNT RETURN	ALL-PURPOSE	TOUCHDOWNS
2009	5	128	-	7	140	1
2008	18	71	185	-	274	2

**Freshmen SEE FIRST ACTION**

► After playing 21 true freshmen in the season-opener last season, UM played just five true freshman in the 2009 opener at FSU. Ray-Ray Armstrong, Mike James, Brandon McGee, Olivier Vernon and Brandon Washington all saw action against the 'Noles, with Vernon seeing the most significant time at the defensive end position. Seven true freshmen have played for the 'Canes.

**Coop DOES IT ALL**

- A year after Travis Benjamin collected 274 all-purpose yards against FSU, Graig Cooper nearly matched the impressive feat in tallying 232 yards against the 'Noles in Tallahassee in the season opener on Labor Day.
- The junior collected 177 kick return yards - the fourth-highest single game total in school history.
- Cooper scored the eventual game-winning touchdown against FSU in the opener on a 3-yard run to put the 'Canes up 38-34 with 1:53 to play.
- On Sept. 17 against Georgia Tech, Cooper was at it again, racking up 93 yards rushing, 32 receiving and 61 yards on kick returns for a game-high 186 all-purpose yards.
- Despite missing most of two games this year, he currently leads the team with 1,022 all-purpose yards.
- He has finished with exactly 130 all-purpose yards against Virginia Tech (9/26), Clemson (10/24) and UNC (11/14) and reached the 200-yard mark against Virginia (11/7) with 152 rushing yards, six receiving yards and 45 kick return yards.

**The NORTHWESTERN SEVEN**

▶ Last season's freshman class included seven players from Northwestern High School in Miami.

Here is a look at how each fared their first season at Miami in 2008:

**QB JACORY HARRIS**

▶ Played in all 13 games, starting two; Threw for 1,195 yards and 12 touchdowns; also ran for 101 yards

**LB SEAN SPENCE**

▶ Earned numerous Freshman All-America honors; Named ACC Defensive Rookie of the Year; Recorded 65 tackles

**WR ALDARIUS JOHNSON**

▶ Led the 'Canes in catches (31) and receiving yards (332); Caught eight passes for 84 yards and a TD at Duke

**DT MARCUS FORSTON**

▶ Earned numerous Freshman All-America honors; Had 4.5 tackles for a loss, including three sacks

**WR TOMMY STREETER**

▶ Sat out the 2008 season with a wrist injury

**WR KENDAL THOMPkins**

▶ Played in the first two games before an injury forced him to miss the remainder of the season.

**OL BEN JONES**

▶ Redshirted; Participated on the scout team

**Miami VS. AP-RANKED TEAMS**

- ▶ Miami has won 27 of its last 43 games against ranked teams, dating back to the 2000 season.
- ▶ Miami is 88-114-1 vs. AP-ranked teams since its first game against a ranked opponent in No. 18 Alabama in 1941.
- ▶ Miami is 40-57 vs. AP top-10 teams since playing No. 6 Alabama in 1947.
- ▶ Miami is 22-33 against AP top-5 teams since playing No. 3 Maryland in 1953.
- ▶ Miami's victory over No. 1 Florida State on Oct. 7, 2000, extended UM's record to 10-7 against No. 1-ranked teams. Of those 16 meetings with No. 1, six of the past eight have been against FSU.

**Miami VS. RANKED OPPONENTS SINCE 1990**

▶ Since 1990, Miami has registered a 48-38 mark against Associated Press ranked teams and a 125-16 record against unranked opponents. Miami's loss to North Carolina in 2004 marked the first loss to an unranked team since losing to East Carolina in 1999, a span of 65 games.

**FOX ON SPORTING NEWS TODAY**

- ▶ University of Miami offensive tackle Jason Fox is among 18 college football stars writing weekly diaries throughout the season in Sporting News Today, the world's first digital daily sports newspaper.
- ▶ The diaries, which will cover topics on the field and off it, began a week before the season-opener at FSU. To sign up for the free digital newspaper, which is no fewer than 30 pages a day, go to [sportingnewstoday.com](http://sportingnewstoday.com). At 7 a.m. ET each day, subscribers are sent an e-mail directing them to that day's edition.

**All-Purpose YARDS RETURN**

- ▶ Miami returns nine of its top 10 players in terms of all-purpose yards gained in 2008, with only Kayne Farquharson (280 yards) not back this season.
- ▶ In Miami's 2009 opener against FSU, Graig Cooper and Travis Benjamin continued to dominate the team's all-purpose yardage, accounting for over half (372 of 664) of the Hurricanes' all-purpose yardage. Cooper led the team with 232 yards - including 177 on kick-returns - while Benjamin had 140, 128 of which came through the air.
- ▶ Despite missing most of two games (FAMU, UCF), Cooper has a team-high 1,152 all-purpose yards, ranking him 48th nationally with an average of 128.00 yards per game.
- ▶ Behind Cooper, Leonard Hankerson (609), Travis Benjamin (534), Javarris James (483) and Mike James (480) round out the top five all-purpose performers for the 'Canes.
- ▶ Cooper (1,133) led the team in all-purpose yards in '08.
- ▶ Benjamin (1,012) ranked second on the team in all-purpose yards last year. It marked the second time a UM freshman recorded at least 1,000 all-purpose yards in the last three seasons, after Javarris James tallied 1,002 yards as a freshman in 2006.

**Turning THE CORNER**

- ▶ Sophomore cornerback Brandon Harris is off to a strong start through the first 10 games of the 2009 season.
- ▶ He currently ranks in a tie for third in the nation in both pass break-ups (12) while ranking in a tie for fifth in passes defended (13).
- ▶ He recorded his first interception of the season on Oct. 10 against Florida A&M.
- ▶ He tallied a career-high nine total tackles at FSU in the season-opener, earning ACC Defensive Back of the Week honors for his effort in Tallahassee.
- ▶ Harris, a 2009 All-ACC Academic Team member, is currently third on the team with 46 tackles
- ▶ Last season as a true freshman, he finished the year with 30 total tackles and he had just three passes defended in 13 games.

**Two SPORT STAR**

- ▶ With five national championships and decades of success on the gridiron, football players at "The U" are usually the most recognizable athletes. However, one of the most recognizable names on the 2009 roster is former UM basketball player Jimmy Graham.
- ▶ Graham, who is among the program's all-time Top 10 in career blocks, opted to join the football team in lieu of pursuing a professional basketball career after his basketball eligibility expired at the conclusion of the 2008-09.
- ▶ He has played in each of Miami's first 10 games this season. His first three catches went for touchdowns, scoring in UM's first three home games this season (vs. Georgia Tech, vs. Oklahoma and vs. FAMU).
- ▶ He is currently leads the team with five TD catches. On the year, Graham has nine catches for 110 yards.
- ▶ At 6-8, he is the second-tallest player on UM's roster (reserve offensive lineman Ian Symonette stands at 6-9).
- ▶ He is one of four former college basketball players making the switch to the gridiron in 2009 - Arizona forward-turned-Houston tight end Fendi Onobu, Michigan point guard-turned-slot receiver Kelvin Grady and Duke point guard-turned-Syracuse quarterback Greg Paulus.

**'Canes IN THE NFL IN WEEK NINE**

► Tune into nearly any NFL game on a Sunday or Monday, and you're likely to see several former Hurricanes excelling at the next level. No school in the country has as many former players in the NFL than the University of Miami, and that is evident by the number of current Pro Bowl players and Super Bowl champions that hail from "The U". The following list is the top performances by former Hurricanes this past weekend in the NFL:

**1. Reggie Wayne - Indianapolis Colts WR (vs. New England)**

► Caught 10 balls for 126 yards and two TDs - including the game-winner with 0:13 seconds left

**2. Antrel Rolle - Arizona Cardinals FS (vs. Seattle)**

► Tallied a team-high nine tackles (all solo) and recorded his third interception of the season

**3. Frank Gore - San Francisco 49ers (vs. Chicago)**

► Finished with 104 rushing yards, 21 receiving yards and had a rushing TD in home win

**4. Ray Lewis - Baltimore Ravens LB (at Cleveland)**

► Recorded seven total tackles (five solo, two assists) and a sack in win over the Browns

**5. Phillip Buchanon - Detroit Lions DB (at Minnesota)**

► Finished with seven total tackles (all solo) and forced Vikings RB Adrian Peterson to fumble

**6. Kellen Winslow - Tampa Bay Buccaneers TE (at Miami)**

► Recorded team-highs in catches (7) and receiving yards (102) at Miami

**7. Jon Beason - Carolina Panthers LB (vs. Atlanta)**

► Tied for the team-high in total tackles with eight (six solo, two assists) in home win

**8. D.J. Williams - Denver Broncos LB (at Washington)**

► Tallied 10 total tackles (seven solo) in road loss to the Redskins

**9 Jonathan Vilma - New Orleans Saints LB (at St. Louis)**

► Tallied eight total tackles (six solo, two assists) in road win at St. Louis

**10. Rocky McIntosh - Washington Redskins LB (vs. Denver)**

► Had six total tackles (four solo, two assists) in upset win over Denver

**11. Greg Olsen - Chicago Bears TE (at San Francisco)**

► Had seven catches for 75 yards - his second straight game with 70+ yards

**12. Ed Reed - Baltimore Ravens S (at Cleveland)**

► Had four total tackles (three solo, one assist) in road win

**13. Bryant McKinnie - Minnesota Vikings LT (vs. Detroit)**

► Anchored a line that blocked for Favre's 344 passing yards and Peterson's 133 on the ground

**14. Vince Wilfork - New England Patriots DT (at Indianapolis)**

► Recorded three tackles (all solo) at Indianapolis

**15. Jeremy Shockey - New Orleans Saints TE (at St. Louis)**

► Caught three passes for 42 yards in road win over the Rams

**'Canes IN THE PRO BOWL**

► Seven former University of Miami football players were named to the 2009 NFL Pro Bowl, easily the highest representation for any school in the nation. The list included:

WR	Andre Johnson	Houston Texans
WR	Reggie Wayne	Indianapolis Colts
RB	Clinton Portis	Washington Redskins
LB	Ray Lewis	Baltimore Ravens
LB	Jon Beason	Carolina Panthers
S	Ed Reed	Baltimore Ravens
P	Jeff Feagles	New York Giants

► With seven Pro Bowl players, Miami had as many or more than the representation of three entire BCS-conferences. UM's seven former players tied the entire Big 10 Conference (7) while it led the total produced by both the Pac-10 (6) and the Big East (4).

► The Atlantic Coast Conference topped all leagues with 20 representatives from current ACC schools. The Southeastern Conference was second with 13 former players selected.

**'Canes AND THE LEAGUE**

► The University of Miami had 41 players on 2009 opening day NFL rosters - the second-most of any college football program in the country. Trailing only LSU by one, the Hurricanes lead a group of nine ACC schools in the Top 25 most-represented programs in the country. Here is a list of schools which had at least 30 former players on NFL rosters on opening day:

School	Total
LSU	42
<b>MIAMI</b>	<b>41</b>
Ohio State	39
Texas	39
Georgia	38
USC	37
Tennessee	35
Florida State	32
Michigan	30

► Miami currently has 39 players on teams as of the second week of the 2009 NFL season. Take a look at the former Hurricanes currently in the NFL.

**ARIZONA CARDINALS**

Calais Campbell	DL
Antrel Rolle	DB

**ATLANTA FALCONS**

Spencer Adkins	LB
Brett Romberg	OL

**BUFFALO BILLS**

Roscoe Parrish	WR
----------------	----

**BALTIMORE RAVENS**

Tavares Gooden	LB
Ray Lewis	LB
Willis McGahee	RB
Ed Reed	S

**CAROLINA PANTHERS**

Jon Beason	LB
Damione Lewis	DL

**CHICAGO BEARS**

Devin Hester	WR/PR
Greg Olsen	TE

**DENVER BRONCOS**

D.J. Williams	LB
---------------	----

**DETROIT LIONS**

Phillip Buchanon	DB
------------------	----

**HOUSTON TEXANS**

Rashad Butler	OL
Andre Johnson	WR
Chris Myers	OL
Eric Winston	OL

**INDIANAPOLIS COLTS**

Reggie Wayne	WR
--------------	----

**MIAMI DOLPHINS**

Vernon Carey	OL
--------------	----

**MINNESOTA VIKINGS**

Bryant McKinnie	OL
-----------------	----

**NEW ENGLAND PATRIOTS**

Brandon Meriweather	S
Vince Wilfork	DL

**NEW ORLEANS SAINTS**

Jeremy Shockey	TE
Jonathan Vilma	LB

**NEW YORK GIANTS**

Jeff Feagles	P
Bruce Johnson	DB
Sinorice Moss	WR
Kenny Phillips	S

**PHILADELPHIA EAGLES**

Antonio Dixon	DL
---------------	----

**SAN FRANCISCO 49ERS**

Frank Gore	RB
------------	----

**SEATTLE SEAHAWKS**

Edgerrin James	RB
Kelly Jennings	DB

**TAMPA BAY BUCCANEERS**

Kellen Winslow	TE
----------------	----

**WASHINGTON REDSKINS**

Antonio Dixon	DL
Rocky McIntosh	LB
Santana Moss	WR
Clinton Portis	RB

(Updated as of Sept. 21, 2009)

**Recapping THE SPRING GAME**

▶ Damien Berry carried 14 times for 114 yards including a 54-yard TD run and Jacory Harris completed 9-of-16 passes for 141 yards as the UM offense shined in a 52-3 win over the defense at Lockhart Stadium on March 28 in the annual UM Spring game.

▶ Miami's offense racked up 406 total yards on 71 total plays while scoring 52 points in a scoring system put together by the coaching staff. The offense scored six points on a touchdown, three points on a field goal, one point on a PAT, one point for crossing the 50-yard line and one point for every first down.

▶ UM's defense was able to score six points for any defensive touchdown, two points for a fumble, two points for an INT and one point for a three-and-out. The defense scored its three points on an INT by safety Randy Phillips and one point for a three-and-out.

▶ Thearon Collier led all receivers with 65 yards on five receptions including a 26-yard long. Kendal Thompkins caught two passes for 45 yards while LaRon Byrd had 43 yards on two receptions.

**Torretta HONORED FOR HALL INDUCTION**

▶ Former Hurricane great Gino Torretta was honored at halftime of the Miami-Georgia Tech game on Sept. 17 after it was announced on April 30 that he will be inducted into the College Football Hall of Fame.

▶ Archie Manning – the chairman of The National Football Foundation and College Hall of Fame – announced that Torretta would join 15 fellow First Team All-America players and two legendary coaches in the College Football Hall of Fame Class of 2009.

▶ He will be inducted in the Hall of Fame on Dec. 8 in New York City and officially enshrined at the Hall in South Bend, Ind., during ceremonies in the summer of 2010.

▶ Joining Torretta in the class is an impressive group of college football names, including Notre Dame wide receiver Tim Brown, Ohio State linebacker Chris Spielman and legendary coaches John Robinson and Dick McPherson.

▶ With the announcement, he became just the fourth Hurricane player to be selected for induction in the Hall, joining Bennie Blades (2006), Don Bosseler (1990) and Ted Hendricks (1987) in prestigious company.

**Testaverde NAMED TO ACC'S 2009 LEGENDS CLASS**

▶ Former quarterback Vinny Testaverde has been named by the Atlantic Coast Conference as the University of Miami's representative in its Class of 2009 Dr Pepper Football Championship Game Legends. Testaverde, a Ring of Honor and Hall of Fame member at UM, headlines the 12-member group announced by the league on Sept. 2 that also includes former Florida State quarterback Chris Weinke and one of the winningest head coaches in league history in Clemson's Danny Ford.

▶ The Legends will be honored at this year's Dr Pepper ACC Football Championship Game weekend. They will appear at the ACC Coaches and Awards Luncheon at noon on Friday, Dec. 4, and will be honored at the "ACC Night of Legends" held at the Grand Hyatt Tampa Bay on Friday evening. They will also be recognized during pre-game ceremonies at Raymond James Stadium for the 5th Annual Dr Pepper ACC Football Championship, which has an 8 p.m. kickoff on Dec. 5 and will be nationally televised by ESPN.

**Three 'CANES INDUCTED INTO RING OF HONOR**

▶ Former 'Canes Bennie Blades, Eddie Dunn and Steve Walsh were all placed in the Ring of Honor during halftime of Miami's game against Clemson on Oct. 24 at Land Shark Stadium.

▶ The Ring of Honor was established during the 1997 season as a way to recognize the outstanding players that have passed through the UM football program. This was the fourth class to be inducted.

▶ Blades, Dunn and Walsh joined 13 Ring of Honor members, bring the current class to 16 former 'Canes. The new inductees' names will be on display at future UM games in Land Shark Stadium beginning Oct. 24.

**CURRENT RING OF HONOR MEMBERS**

- Ottis Anderson (1975-78)
- Don Bosseler (1953-56)
- Jim Dooley (1949-51)
- Ted Hendricks (1966-68)
- Jim Kelly (1979-82)
- Cortez Kennedy (1988-89)
- Bernie Kosar (1982-84)
- Edgerrin James (1996-98)
- George Mira (1961-63)
- Jim Otto (1957-59)
- Burgess Owens (1970-72)
- Vinny Testaverde (1982-86)
- Gino Torretta (1989-92)

**2009 INDUCTEES**

- Bennie Blades (1985-87)
- Eddie Dunn (1935-39)
- Steve Walsh (1987-88)

▶ The Ring of Honor was established during the 1997 season as a way to recognize the outstanding players that have passed through the Hurricane Football program. This becomes the fourth class to be inducted. The initial class was made up of Mira, Dooley, Hendricks and Testaverde while the second class of Anderson, Bosseler, Kosar and Owens was inducted in 1999. Last year, Miami inducted its third class of Kelly, Kennedy, James, Otto and Torretta.

▶ A special luncheon featuring the new Ring of Honor inductees and members from previous classes will be held the day before the game - Friday, October 23, 2009 - from 12 - 2 p.m. at the Four Seasons Hotel Miami at 1435 Brickell Avenue, Miami, Florida. Sponsor tables can be purchased for \$1,500 and luncheon tickets may be purchased for \$100 per person. For further information please contact the University of Miami Hurricane Club at (305) 284-6699. Proceeds from the Luncheon will benefit the Hurricane Club Student-Athlete Scholarship Fund. Sponsor table hosts will receive their name in the program and a special gift, as well as preferred seating.



**Fox EARNS WEEKLY HONOR AFTER OU GAME**

► Senior offensive tackle Jason Fox was named ACC Offensive Lineman of the Week after anchoring an offensive front that paved the way for Javarris James' 150 rushing yards against the nation's top-ranked rushing defense in a 21-20 win against eighth-ranked Oklahoma on Oct. 3. Aided by Fox's performance at the tackle position, the Hurricanes piled on 342 yards of total offense. Fox graded out at 99 percent for the game and added three pancake blocks, while not allowing a sack.

**Fox EARNS SECOND ACC WEEKLY HONOR**

► Miami left tackle Jason Fox has been selected one of five Atlantic Coast Conference football players of the week announced last week by the ACC. Fox earned his second conference weekly honor this season.

► Fox was selected as the ACC Offensive Lineman of the Week after helping the Hurricanes defeat Virginia, 52-17. Fox helped anchor an offensive line that made space for a Hurricane offense that piled up season-highs of 515 yards and 268 rushing yards in Miami's 52-17 win over visiting Virginia.

► Fox graded out at 98 percent, had five pancake blocks and did not allow a sack.

**Harris AND HARRIS HONORED**

► Sophomores Jacory and Brandon Harris were selected Atlantic Coast Conference football players of the week for the week ending Sept. 7.

► Jacory earned ACC Offensive Back of the Week honors after throwing for a career-high 386 yards and two touchdowns on 21-of-34 passing in Miami's 38-34 upset of No. 18 Florida State in Tallahassee. Making his first career start against the Seminoles and third overall, Harris' 386 yards were the most by a Miami quarterback in the storied rivalry between the in-state foes and the 10th-highest single-game total in school history.

► Brandon Harris was selected ACC Defensive Back of the Week after tallying a game- and career-high nine tackles (three solo) and breaking up two passes against Florida State. Clinging to a 38-34 lead with Florida State on the Miami two-yard line with nine seconds remaining, he defended a Christian Ponder pass to help seal the win for the Hurricanes.

**Jacory HONORED AGAIN**

► Miami quarterback Jacory Harris has been selected one of five Atlantic Coast Conference football players of the week on Sept. 21 by the ACC. It is Harris' second of the season and fifth of his career.

► For the second time in three weeks, Harris was selected as the ACC Offensive Back of the Week. Both of Harris' selections in 2009 had come after performances in prime time games - after a 38-34 win at No. 18 Florida State (Sept. 5) and a stellar game in a 33-17 win against 14th-ranked Georgia Tech last Thursday night (Sept. 17) on ESPN.

► Harris helped Miami to its second straight conference win by completing 20-of-25 passes-a career-high 80.0 percent completion rate-for 270 yards, and three touchdowns. The sophomore signal caller completed a career-long 40-yard touchdown aerial to sophomore wide receiver LaRon Byrd in the opening quarter and has completed at least 20 passes in three straight games, dating back to last season's finale.

**Jacory EARNS THIRD WEEKLY AWARD**

► Jacory Harris was selected an Atlantic Coast Conference football player of the week after the Wake Forest game.

► It was Harris' third of the season and sixth of his career. Harris shared the honor with Duke quarterback Thaddeus Lewis.

► Harris earned his third Offensive Back of the Week accolade this season after he picked up his second career 300-yard passing game in a 28-27 comeback win at Wake Forest. He completed 22-of-43 attempts for 330 yards and three touchdowns, including the game-winner to Travis Benjamin with 1:08 left in the game that capped a nine-play and 82-yard drive.

► Harris surpassed the 2,000-yard passing mark to become the first Hurricane to throw for more than 2,000 yards in a season since Kyle Wright in 2005.

**Bosher NAMED "STAR OF THE WEEK"**

► Junior punter/placekicker Matt Bosher has been named one of three Lou Groza National Collegiate Place Kicker Award "Stars of the Week" after his performance against Clemson.

► Bosher, who was named ACC Specialist of the Week after the UCF game, had another solid performance as he kicked three field goals and converted four point after touch-down attempts in Miami's game with Clemson. He connected on field goals from 49 yards, 51 yards and 22 yards. He also punted three times, averaging 46.3 yards per punt with a long of 55 yards and did not allow a return.

► For the season, Bosher is 11-of-13 (84.6 percent) in field goal attempts with a season-long of 51 yards. He currently leads Miami with 73 points.

**Bosher EARNS ACC WEEKLY HONOR**

► Punter/kicker Matt Bosher was named ACC Specialist of the Week for his performance at UCF on Oct. 17.

► Bosher converted all three of his point-after-touchdown attempts and connected on two field goals in the Hurricanes' 27-7 win over the Knights in Orlando.

► He had a season-long 46-yard field goal in the third quarter and extended his current streak of consecutive PATs to 62 straight.

► Additionally, he punted four times and averaged 33.2 yards per punt, while three of his kicks were downed inside UCF's 20-yard line.

**Bosher NAMED TO GROZA WATCH LIST**

► Junior Matt Bosher was named to the preseason watch list for the Lou Groza Award, given annually to the nation's top collegiate kicker.

► Nine 2008 semifinalists - including Bosher - are named to the list. As a sophomore in 2008, Bosher earned second team All-ACC honors as a kicker and punter and also was awarded Miami's Jack Harding Award, given to the team's most valuable player.

► Bosher led Miami with 94 points in 2008, connecting on 18-of-20 field goal attempts and 40-of-40 PAT's.

**B. Harris AND FOX MID-SEASON ALL-AMERICANS**

► Sophomore cornerback Brandon Harris was named a midseason First Team All-American by SI.com.

► Harris ranks among the national leaders in passes broken up (12) and passes defended (13) and ranks third on the team with 46 tackles this season.

► In addition to Harris earning first team honors, senior left tackle Jason Fox was named to SI.com's second team.

► Fox has earned ACC Weekly honors twice this year (after Oklahoma and Virginia).

**Butkus BOYS**

► Senior Darryl Sharpton and sophomore Sean Spence were named to the initial watch list for the 2009 Dick Butkus Award, given annually to the nation's top linebacker.

► Eight Atlantic Coast Conference linebackers were among the 35 selected to the list while Miami was one of eight schools nationally with two players represented on the list, along with Penn State, Georgia, USC, Alabama, Oklahoma, North Carolina and Iowa.

► Spence was named 2008 ACC Defensive Rookie of the Year last season while Sharpton returns after starting 10 of 13 games a season ago.

► This year, Sharpton is second on the team with 67 tackles while Spence has 35 - including 5.5 for a loss.

**Jacory ADDED TO MANNING WATCH LIST**

- ▶ Jacory Harris was added to the watch list for the 2009 Manning Award on Oct. 22
- ▶ One of 10 quarterbacks added to the list, Harris has passed for 2,655 yards and 19 touchdowns through the first 10 games of the season.
- ▶ The award was created by the Allstate Sugar Bowl in honor of the college football accomplishments of Archie, Peyton and Eli Manning. It is the only quarterback award that takes into consideration the candidates' bowl performances.
- ▶ Ten finalists will be determined by a selected panel of national media covering college football, as well as each of the Mannings. That list will be released on Monday, Nov. 30. The winner will be announced on Thursday, Jan. 14.
- ▶ USC's Matt Leinart was the inaugural winner of the award in 2005, followed by Texas' Vince Young in 2006. Both went on to be top 10 NFL draft picks. In 2007, LSU's JaMarcus Russell earned the award and was the NFL's No. 1 draft pick. Boston College's Matt Ryan claimed the award in 2008 and was drafted No. 3, quickly becoming the starting quarterback for the Falcons. Last season's winner was Florida's Tim Tebow, who is making his bid to become the first two-time winner of the honor this year.

**2009 Manning Award Watch List Midseason Additions**

Blaine Gabbert	Sophomore	Missouri
Jacory Harris	Sophomore	Miami
G.J. Kinne	Sophomore	Tulsa
Ryan Mallett	Sophomore	Arkansas
Greg McElroy	Junior	Alabama
Aaron Opelt	Senior	Toledo
Christian Ponder	Junior	Florida St.
Bill Stull	Senior	Pittsburgh
Tyrod Taylor	Junior	Virginia Tech
Chris Todd	Senior	Auburn

**Jacory NAMED SEMIFINALIST FOR DAVEY O'BRIEN**

- ▶ Sophomore quarterback Jacory Harris has been named a semifinalist for the Davey O'Brien National Quarterback Award® (The O'Brien) announced Monday.
- ▶ Narrowed down from all 120 Football Bowl Subdivision (FBS) quarterbacks, the list highlights 15 individuals who will vie for the oldest and most prestigious award honoring the nation's best college quarterback. The 2009 O'Brien Semifinalists represent schools from the following conferences: ACC (1), Big East (2), Big Ten (2), Big 12 (3), Conference USA (1), Ind. (1), Mid-American (1), Pac-10 (2), SEC (1) and the WAC (1).
- ▶ Through 10 games, Harris has completed 60.7 percent of his passes (190-313) and passed for 2,655 yards and 19 touchdowns. He has a 141.76 passing efficiency which ranks 26th nationally.

**2009 O'Brien Semifinalists**

Matt Barkley	FR	USC	Pac-10
Daryll Clark	SR	Penn State	Big Ten
Jimmy Clausen	JR	Notre Dame	Independent
<b>Jacory Harris</b>	<b>SO</b>	<b>Miami</b>	<b>ACC</b>
Case Keenum	JR	Houston	Conference USA
Dan LeFevour	SR	Central Michigan	Mid-American
Jake Locker	JR	Washington	Pac-10
Colt McCoy	SR	Texas	Big 12
Kellen Moore	SO	Boise State	WAC
Tony Pike	SR	Cincinnati	Big East
Todd Reesing	SR	Kansas	Big 12
Zac Robinson	SR	Oklahoma State	Big 12
Ricky Stanzi	JR	Iowa	Big Ten
Bill Stull	SR	Pittsburgh	Big East
Tim Tebow	SR	Florida	SEC

**Randy SHANNON NAMED TO BRYANT WATCH LIST**

- ▶ Head coach Randy Shannon is one of 20 head coaches in the FBS named to the watch list for the 2009 Paul "Bear" Bryant Award, given annually to the nation's top head coach.
- ▶ The Paul "Bear" Bryant Awards committee of the American Heart Association consists of current and past event chairmen, Bryant family representatives, national sportscasters and sportswriters association representatives, college football sports analysts and former collegiate players and coaches.

Robb Akey	University of Idaho
Mack Brown	University of Texas
Pete Carroll	University of Southern California
Kirk Ferentz	University of Iowa
Al Golden	Temple University
Mike Gundy	Oklahoma State University
Paul Johnson	Georgia Tech
Brian Kelly	University of Cincinnati
Chip Kelly	University of Oregon
Bronco Mendenhall	Brigham Young University
Urban Meyer	University of Florida
Les Miles	Louisiana State University
Joe Paterno	Penn State University
Gary Patterson	Texas Christian University
Chris Petersen	Boise State University
Nick Saban	University of Alabama
<b>Randy Shannon</b>	<b>University of Miami</b>
Bill Stewart	West Virginia University
Kevin Sumlin	University of Houston
Dave Wannstedt	University of Pittsburgh

**Brandon HARRIS NAMED THORPE SEMIFINALIST**

- ▶ Sophomore defensive back Brandon Harris has been named one of 12 semifinalists for the Jim Thorpe Award, given annually to the nation's best college defensive back.
- ▶ This list will be narrowed again on November 23, to three finalists who will be invited to the nationally telecast Home Depot ESPNU College Football Awards Show on December 10. The winner will be announced on the show and the official presentation will be at a formal banquet in Oklahoma City on February 9, 2010.
- ▶ The 2009 award marks the 24th presentation of the trophy, first won in 1986 by Baylor's Thomas Everett.
- ▶ Jim Thorpe Award winners are selected for performance on the field, athletic ability and character.

**2009 Thorpe Semifinalists**

Javier Arenas	Sr.	Alabama
Eric Berry	Jr.	Tennessee
Barry Church	Sr.	Toledo
Perrish Cox	Sr.	Oklahoma State
Joe Haden	Jr.	Florida
Brandon Harris	So.	Miami
Taylor Mays	Sr.	USC
Tyler Sash	So.	Iowa
Darrell Stuckey	Sr.	Kansas
Earl Thomas	So.	Texas
Alterraun Verner	Sr.	UCLA
Kyle Wilson	Sr.	Boise State

## 2009 'CANES ON NATIONAL PRESEASON LISTS

► Hurricane players have been getting some preseason accolades. Take a look at how some analysts feel about some of the 'Canes in 2009:

### SEAN SPENCE

Butkus Award Watch List  
Rivals.com National No. 17 Linebacker  
Herbie Award (ESPN): No. 5 Best Outside Linebacker  
Phil Steele All-ACC Second Team Linebacker  
College Football News All-ACC Second Team Linebacker  
College Football News No. 27 Top ACC Player

### MATT BOSHER

Groza Award Watch List  
Preseason All-ACC Selection  
Phil Steele All-ACC First Team Kicker  
Phil Steele All-ACC Third Team Punter  
College Football News All-ACC First Team Kicker  
College Football News Honorable Mention All-American Kicker

### JASON FOX

Preseason All-ACC Selection  
Rivals.com National No. 20 Offensive Tackle  
Phil Steele All-ACC First Team Offensive Tackle  
College Football News National No. 21 Offensive Tackle

### ALDARIUS JOHNSON

Phil Steele All-ACC First Team Wide Receiver  
College Football News All-ACC First Team Wide Receiver  
College Football News No. 28 Top ACC Player  
College Football News National No. 20 Wide Receiver

### GRAIG COOPER

Phil Steele All-ACC Fourth Team Running Back  
College Football News All-ACC Second Team Running Back  
College Football News No. 18 Top ACC Player

### TRAVIS BENJAMIN

Phil Steele All-ACC First Team Punt Returner  
College Football News All-ACC First Team Punt Returner

### ERIC MONCUR

Phil Steele All-ACC Fourth Team Defensive End  
College Football News All-ACC Second Team Defensive End

### DARRYL SHARPTON

Butkus Award Watch List

### RYAN HILL

Phil Steele All-ACC Fourth Team Strong Safety

### COLIN MCCARTHY

Phil Steele All-ACC Third Team Linebacker

### MARCUS FORSTON

Phil Steele All-ACC Second Team Defensive Tackle

### JACORY HARRIS

Herbie Award (ESPN): No. 5 Top First-Year QB Starters

### ORLANDO FRANKLIN

Phil Steele All-ACC Second Team Offensive Guard

## Highsmith MAKES HIS DEBUT

► True freshman quarterback A.J. Highsmith saw his first collegiate action on Oct. 10 against Florida A&M.

► Highsmith -- son of former UM running back Alonzo Highsmith - played the entire second half against the Rattlers, completing all three of his passes for 38 yards, including a 29-yard toss to fellow freshman Tommy Streeter.

► He played in his second game against Virginia last weekend, tossing his first career touchdown pass on a 15-yard pass to Kendal Thompkins.

## Mighty MARCUS

► After recording just nine total tackles and 2.0 tackles for a loss in UM's first nine games last season, defensive end Marcus Robinson came alive in the 'Canes last four contests, recording team-highs in solo tackles (19), total tackles (26), tackles for a loss (7.0) and sacks (4.0) over that span.

► Over the last four games of last season Robinson averaged 6.5 tackles, 1.75 tackles for a loss and one sack per contest.

► This season, Robinson has 17 tackles, 6.0 tackles for a loss, four sacks, two QB hurries, two forced fumbles and against Clemson on Oct. 24, he returned a fumble for a TD.

## Coordinators ON TAP

► Randy Shannon's 2009 staff has two new assistant coaches – assistant head coach Mark Whipple and defensive coordinator John Lovett.

► **Mark Whipple, Assistant Head Coach/Quarterbacks/Offensive Coordinator** - Whipple is a veteran of 27 seasons as a coach on both the collegiate and professional levels. Whipple spent the 2008 season as an offensive assistant coach with the Philadelphia Eagles helping the team to an appearance in the NFC championship game. Before joining the Eagles, he served as the quarterbacks coach of the Pittsburgh Steelers from 2004-06 where he was instrumental in the development of Ben Roethlisberger, who became the youngest starting quarterback to win a Super Bowl. In 2004, Roethlisberger became the first NFL quarterback to finish a season undefeated with a 13-0 record in games he started. Prior to his move to the NFL, Whipple coached 16 seasons as a head coach at the collegiate level compiling an overall record of 121-59 (.672) at stops at the University of Massachusetts, Brown and New Haven. While at UMass, he posted a 49-26 (.653) record in six years (1998-2003) leading the Minutemen to a Division I-AA National Championship in his first season with the team in 1998. He also won a pair of conference championships. His 1998 national championship team finished with a school record in wins finishing the season 12-3. He was named National Coach of the Year by the American Football Coaches Association and Don Hansen's National Weekly Football Gazette in 1998 and earned Atlantic 10 Coach of the Year honors in 2003. He posted five winning seasons in only six years as head coach. He coached nine different players who won first team All-America honors.

► **John Lovett, Defensive Coordinator**– Lovett has 18 years of experience as a defensive coordinator with stops at Clemson, Auburn and Mississippi, Lovett inherits a unit that returns 15 players with starting experience, including three Freshman All-Americans. Lovett spent the last two seasons as the special teams coordinator and a defensive assistant at North Carolina, where the kickoff coverage unit ranked among the nation's top 15 and the Tar Heels blocked six kicks in 2008. He coached the NCAA all-time leader in combined kick return yards in Brandon Tate. Tate also established the ACC career mark for kickoff return yards. Kicker Connor Barth set the school career mark for field goals. Prior to going to North Carolina, Lovett was the defensive coordinator at Bowling Green from 2005-06. In addition to coordinating the defense at Bowling Green, Lovett coached linebackers in 2005 and defensive backs in 2006. In his first year with the Falcons, Lovett's defense ranked 20th in the country in turnover margin. Lovett served as the defensive coordinator at Clemson from 2002-04 and helped develop one of the ACC's top defenses. In 2004, Clemson was 11th in the nation in pass defense efficiency (103.4) and 26th in total defense (327.3). In 2003, his defense allowed just 19.2 points per game as Clemson finished the year with nine wins and a top 25 national ranking.

## Old WISE MEN

► Safety Randy Phillips and defensive end Eric Moncur return in 2009 as the senior citizens of the Hurricanes' defense. Moncur came to UM in 2004 and redshirted that season before Phillips joined him on the field in 2005.

► This season, Randy Phillips was among the team's tackle leaders before missing three games recovering from an injury. On the year, Phillips has 37 tackles and leads the team with two interceptions (at FSU, vs. Clemson).

► Moncur made his 2009 debut on Sept. 17 vs. Georgia Tech, recording three tackles in his first game in nearly a year.

► The pair has combined to play in 82 games in their careers, with Moncur and Phillips both having played in 41 games.

## Shields SHIFTING GEARS

► After three seasons as a wide receiver, veteran Sam Shields has made the move to cornerback this year.

► Shields, who had just 470 receiving yards combined the last two seasons after tallying 501 yards as a freshman, is UM's fastest player (4.2 40-yard dash) and has instantly added another dimension to the UM secondary.

► Through the season's first 10 games, Shields ranks fourth on the team with 38 tackles, recording a team-high six tackles against Virginia on Nov. 7

2009 ALPHABETICAL ROSTER

No.	Name	Class	Pos.	Ht.	Wt.	Hometown/High School/College
26	Ray-Ray Armstrong	Fr.	DB	6-4	220	Sanford, Fla./Seminole
57	Allen Bailey	Jr.	DL	6-4	288	Sapelo, Ga./McIntosh County Academy
3	Travis Benjamin	Soph.	WR	5-10	175	Belle Glade, Fla./Glades Central
20	Damien Berry	Jr.	RB	5-11	217	Belle Glade, Fla./Glades Central
25	Matt Bosher	Jr.	P/PK	6-0	205	Jupiter, Fla./Jupiter
11	Arthur Brown	Soph.	LB	6-2	220	Wichita, Kan./Wichita East
45	Ramon Buchanan	Soph.	LB	6-1	215	Melbourne, Fla./Palm Bay
47	LaRon Byrd	Soph.	WR	6-4	215	Hahnville, La./Hahnville
87	Jake Byrne	Sr.	TE/LS	6-4	215	Miami, Fla./Gulliver Prep
43	John Calhoun	Soph.	FB	6-3	255	Micco, Fla./Sebastian River
47	Jared Campbell	Jr.	DB	6-0	205	Aurora, Colo./Overland
32	Lee Chambers	Soph.	RB	5-10	192	Coffeerville, Miss./Coffeerville
28	Thearon Collier	Soph.	WR	5-9	192	Miami, Fla./Booker T. Washington
2	Graig Cooper	Jr.	RB	6-0	205	Memphis, Tenn./Melrose/Milford Prep
49	Dyron Dye	Fr.	DL	6-5	240	Sanford, Fla./Seminole
18	Dedrick Epps	Sr.	TE	6-4	253	Richmond, Va./Huguenot
61	Joel Figueroa	Jr.	OL	6-5	330	Miami, Fla./North Miami
99	Marcus Forston	Soph.	DL	6-3	310	Miami, Fla./Northwestern
64	Jason Fox	Sr.	OT	6-7	314	Fort Worth, Texas/North Crowley
74	Orlando Franklin	Jr.	OL	6-7	318	Toronto, Can./Atlantic (Delray Beach, Fla.)
58	Jordan Futch	Soph.	LB	6-2	235	Hollywood, Fla./Chaminade Madonna
69	Sean Goldstein	R-Fr.	LB	6-0	225	Dresher, Pa./Chestnut Hill Academy
84	Richard Gordon	Sr.	TE	6-4	265	Miami, Fla./Norland/Milford Prep (N.Y.)
80	Jimmy Graham	Sr.	TE	6-8	260	Goldsboro, N.C./Charis Prep
24	Chavez Grant	Sr.	DB	5-11	183	Miami, Fla./Booker T. Washington
51	Shayon Green	Fr.	LB	6-2	235	Tifton, Ga./Tifton County
66	Harland Gunn	Soph.	OL	6-2	315	Omaha, Neb./Central
85	Leonard Hankerson Jr.	WR	6-3	215	Fort Lauderdale, Fla./St. Thomas Aquinas	
95	Gavin Hardin	R-Fr.	DL	6-4	245	Jackson, Tenn./Central-Merry
1	Brandon Harris	Soph.	DB	5-11	195	Miami, Fla./Booker T. Washington
12	Jacory Harris	Soph.	QB	6-4	190	Miami, Fla./Northwestern
19	A.J. Highsmith	Fr.	QB	6-0	195	Missouri City, Texas/Hightower
30	Patrick Hill	Sr.	FB	5-9	255	Torrance, Calif./Fairfax HS (Calif.)/El Camino C.C.
13	Ryan Hill	Sr.	DB	6-0	205	Tallahassee, Fla./Rickards
92	Josh Holmes	Jr.	DL	6-0	280	San Diego, Calif./Point Loma
34	C.J. Holton	R-Fr.	LB	6-1	215	Crawfordville, Fla./Wakulla
63	Tyler Horn	Soph.	OL	6-4	300	Memphis, Tenn./University
60	Chris Ivory	Soph.	LS	6-2	228	Belleview, Fla./Belleview
5	Javarris James	Sr.	RB	6-0	208	Immokalee, Fla./Immokalee
22	Mike James	Fr.	RB	5-11	220	Hanies City, Fla./Ridge Community
4	Aldarius Johnson	Soph.	WR	6-3	208	Miami, Fla./Northwestern
81	Davon Johnson	Soph.	WR	6-0	192	Miami, Fla./Booker T. Washington
78	Jermaine Johnson	Fr.	OL	6-6	310	Fort Lauderdale, Fla./Hargrave Military
23	Tervaris Johnson	Sr.	TE	6-3	240	Miami, Fla./Monsignor Pace
55	Ben Jones	R-Fr.	OL	6-5	300	Miami, Fla./Northwestern
91	Joe Joseph	Sr.	DL	6-3	304	Orlando, Fla./Oak Ridge
98	Jeremy Lewis	Soph.	DL	6-3	310	West Palm Beach, Fla./Palm Beach Lakes

No.	Name	Class	Pos.	Ht.	Wt.	Hometown/High School/College
44	Colin McCarthy	R-Jr.	LB	6-3	242	Clearwater, Fla./Clearwater Central Catholic
21	Brandon McGee	Fr.	DB	6-0	190	Plantation, Fla./Plantation
27	Lamar Miller	Fr.	RB	5-11	205	Miami, Fla./Killian
94	Eric Moncur	Sr.	DL	6-2	250	Miami, Fla./Carol City
38	Cory Nelms	Jr.	DB	6-1	195	Neptune, N.J./Neptune
29	JoJo Nicolas	Jr.	DB	6-1	200	Homestead, Fla./Homestead Senior
97	Adewale Ojomo	Soph.	DL	6-4	253	Hialeah, Fla./Hialeah
53	Levi Paalua	R-Fr.	LB	6-2	225	Laie, Hawaii/Kahuku
17	Matt Perrelli	Sr.	QB/HO	6-3	240	Jupiter, Fla./Jupiter
6	Randy Phillips	Sr.	DB	6-1	210	Belle Glade, Fla./Glades Central
65	Matt Piphoo	Sr.	OL	6-7	307	LaPorte City, Iowa/Union
77	Stephen Plein	Fr.	OL	6-6	260	Fort Myers, Fla./Fort Myers
96	Curtis Porter	Fr.	DL	6-1	315	Charlotte, N.C./Victory Christian
54	Micanor Regis	Soph.	DL	6-3	300	Pahokee, Fla./Pahokee
15	Jamal Reid	Fr.	DB	6-1	180	Mayo, Fla./Lafayette
36	Kylan Robinson	Jr.	LB	6-1	235	Anchorage, Alaska/Tampa Chamberlain
93	Luther Robinson	Fr.	DL	6-3	292	Fort Pierce, Fla./Westwood
56	Marcus Robinson	Soph.	DL	6-1	237	Homestead, Fla./Homestead
88	Billy Sanders	Fr.	TE	6-4	248	Phoenix, Ariz./Brophy College Preparatory
50	Darryl Sharpton	Sr.	LB	6-0	235	Coral Gables, Fla./Coral Gables
9	Sam Shields	Sr.	DB	6-0	190	Sarasota, Fla./Booker
48	Andrew Smith	Soph.	DL	6-2	245	Coconut Creek, Fla./Monarch
31	Sean Spence	Soph.	LB	6-0	212	Miami, Fla./Northwestern
86	Tommy Streeter	R-Fr.	WR	6-5	209	Miami, Fla./Northwestern
68	Ian Symonette	Jr.	OL	6-9	349	Nassau, Bahamas/St. Pius (Houston)
7	Vaughn Telemaque	R-Fr.	DB	6-2	197	Long Beach, Calif./Long Beach Poly
83	Kendal Thompkins	R-Fr.	WR	5-10	180	Miami, Fla./Northwestern
70	A.J. Trump	Sr.	OL	6-3	300	Clearwater, Fla./Central Catholic
33	Alex Uribe	Sr.	K	6-1	175	Miami, Fla./Gulliver Prep
8	DeMarcus Van Dyke	Jr.	DB	6-1	185	Miami, Fla./Monsignor Pace
35	Olivier Vernon	Fr.	DL	6-3	250	Miami, Fla./American
72	Brandon Washington	Fr.	OL	6-4	330	Miami, Fla./Milford (N.Y.) Academy/Northwestern
90	Steven Wesley	Jr.	DL	6-3	250	Bartow, Fla./Bartow
75	Jared Wheeler	Fr.	OL	6-5	330	Miami, Fla./American Heritage
71	Cory White	Fr.	OL	6-5	260	Orange Park, Fla./Fleming Island
40	Jake Wieclaw	R-Fr.	K	6-2	198	New Lenox, Ill./Lincoln Way Central

Walk-Ons (Duplicate Numbers)

Ben Bruneau	Soph.	WR	6-2	205	Opa-Locka, Fla./UCLA/Monsignor Pace
Nathan Gholston	Soph.	DB	5-7	180	Westland, Mich./Plymouth
Chris Hayes	Sr.	HO/WR	5-9	170	Sarasota, Fla./Out-of-Door Academy
Kris Kimball	Sr.	WR	5-9	195	Flourtown, Pa./Chestnut Hill Academy
Eduardo Lopez	Fr.	OL	6-0	315	Miami, Fla./Southwest Miami
David Thompson	R-Fr.	FB	5-10	245	Miami, Fla./Coral Reef

PRONUNCIATION GUIDE

Matt Bosher	BOSH-er
Ramon Buchanan	ray-mon
LaRon Byrd	luh-RON
Jake Byrne	Bern
Jared Campbell	JAR-ed
Thearon Collier	ther-RON
Graig Cooper	GREG
Dyron Dye	DYE-ron
Dedrick Epps	DEE-drick
Joel Figueroa	Jo-el fig-er-OH-uh
Chavez Grant	CHEV-ez
Shayon Green	SHAY-on
Javarris James	ja-VARR-iss
Davon Johnson	duh-VON

Tervaris Johnson	ter-VARR-iss
Eric Moncur	mahn-KURR
JoJo Nicholas	NICK-o-less
Adewale Ojomo	ad-uh-WALL-ee o-JO-mo
Levi Paalua	PAH-ah-lu-ah
Matt Perrelli	per-RELL-ee
Matt Piphoo	PEE-po
Steven Plein	Pline
Micanor Regis	muh-connor REE-gis
Kylan Robinson	KIE-lin
Ian Symonette	SIM-uh-net
Olivier Vernon	OH-iv-ee-ay
Vaughn Telemaque	TELL-uh-mack
Jake Wieclaw	WHY-claw

2009 NUMERICAL ROSTER

No.	Name	Class	Pos.	Ht.	Wt.	Hometown/High School/College
1	Brandon Harris	Soph.	DB	5-11	195	Miami, Fla./Booker T. Washington
2	Graig Cooper	Jr.	RB	6-0	205	Memphis, Tenn./Melrose/Milford Prep
3	Travis Benjamin	Soph.	WR	5-10	175	Belle Glade, Fla./Glades Central
4	Aldarius Johnson	Soph.	WR	6-3	208	Miami, Fla./Northwestern
5	Javarris James	Sr.	RB	6-0	208	Immokalee, Fla./Immokalee
6	Randy Phillips	Sr.	DB	6-1	210	Belle Glade, Fla./Glades Central
7	Vaughn Telemaque	R-Fr.	DB	6-2	197	Long Beach, Calif./Long Beach Poly
8	DeMarcus Van Dyke	Jr.	DB	6-1	185	Miami, Fla./Monsignor Pace
9	Sam Shields	Sr.	DB	6-0	190	Sarasota, Fla./Booker
11	Arthur Brown	Soph.	LB	6-2	220	Wichita, Kan./Wichita East
12	Jacory Harris	Soph.	QB	6-4	190	Miami, Fla./Northwestern
13	Ryan Hill	Sr.	DB	6-0	205	Tallahassee, Fla./Rickards
15	Jamal Reid	Fr.	DB	6-1	180	Mayo, Fla./Lafayette
17	Matt Perrelli	Sr.	QB/HO	6-3	240	Jupiter, Fla./Jupiter
18	Dedrick Epps	Sr.	TE	6-4	253	Richmond, Va./Huguenot
19	A.J. Highsmith	Fr.	QB	6-0	195	Missouri City, Texas/Hightower
20	Damien Berry	Jr.	RB	5-11	217	Belle Glade, Fla./Glades Central
21	Brandon McGee	Fr.	DB	6-0	190	Plantation, Fla./Plantation
22	Mike James	Fr.	RB	5-11	220	Haines City, Fla./Ridge Community
23	Tervaris Johnson	Sr.	TE	6-3	240	Miami, Fla./Monsignor Pace
24	Chavez Grant	Sr.	DB	5-11	183	Miami, Fla./Booker T. Washington
25	Matt Boshier	Jr.	P/PK	6-0	205	Jupiter, Fla./Jupiter
26	Ray-Ray Armstrong	Fr.	DB	6-4	220	Sanford, Fla./Seminole
27	Lamar Miller	Fr.	RB	5-11	205	Miami, Fla./Killian
28	Thearon Collier	Soph.	WR	5-9	192	Miami, Fla./Booker T. Washington
29	JoJo Nicolas	Jr.	DB	6-1	200	Homestead, Fla./Homestead
30	Patrick Hill	Sr.	FB	5-9	255	Torrance, Calif./Fairfax HS (Calif.)/El Camino C.C.
31	Sean Spence	Soph.	LB	6-0	212	Miami, Fla./Northwestern
32	Lee Chambers	Soph.	RB	5-10	192	Coffeeville, Miss./Coffeeville
33	Alex Uribe	Sr.	K	6-1	175	Miami, Fla./Gulliver Prep
34	C.J. Holton	R-Fr.	LB	6-1	215	Crawfordville, Fla./Wakulla
35	Olivier Vernon	Fr.	DL	6-3	250	Miami, Fla./American
36	Kylan Robinson	Jr.	LB	6-1	235	Anchorage, Alaska/Tampa Chamberlain
37	Jared Campbell	Jr.	DB	6-0	205	Aurora, Colo./Overland
38	Cory Nelms	Jr.	DB	6-1	195	Neptune, N.J./Neptune
40	Jake Wieclaw	R-Fr.	K	6-2	198	New Lenox, Ill./Lincoln Way Central
43	John Calhoun	Soph.	FB	6-3	255	Micco, Fla./Sebastian River
44	Colin McCarthy	R-Jr.	LB	6-3	242	Clearwater, Fla./Clearwater Central Catholic
45	Ramon Buchanan	Soph.	LB	6-1	215	Melbourne, Fla./Palm Bay
47	LaRon Byrd	Soph.	WR	6-4	215	Hahnville, La./Hahnville
48	Andrew Smith	Soph.	DL	6-2	245	Coconut Creek, Fla./Monarch
49	Dyron Dye	Fr.	DL	6-5	240	Sanford, Fla./Seminole
50	Darryl Sharpton	Sr.	LB	6-0	235	Coral Gables, Fla./Coral Gables
51	Shayon Green	Fr.	LB	6-2	235	Tifton, Ga./Tifton County
53	Levi Paalua	R-Fr.	LB	6-2	225	Laie, Hawaii/Kahuku
54	Micanor Regis	Soph.	DL	6-3	300	Pahokee, Fla./Pahokee
55	Ben Jones	R-Fr.	OL	6-5	300	Miami, Fla./Northwestern
56	Marcus Robinson	Soph.	DL	6-1	237	Homestead, Fla./Homestead
57	Allen Bailey	Jr.	DL	6-4	288	Sapelo, Ga./McIntosh County Academy
58	Jordan Futch	Soph.	LB	6-2	235	Hollywood, Fla./Chaminade Madonna

No.	Name	Class	Pos.	Ht.	Wt.	Hometown/High School/College
60	Chris Ivory	Soph.	LS	6-2	228	Bellevue, Fla./Bellevue
61	Joel Figueroa	Jr.	OL	6-5	330	Miami, Fla./North Miami
63	Tyler Horn	Soph.	OL	6-4	300	Memphis, Tenn./University
64	Jason Fox	Sr.	OT	6-7	314	Fort Worth, Texas/North Crowley
65	Matt Piphon	Sr.	OL	6-7	307	LaPorte City, Iowa/Union
66	Harland Gunn	Soph.	OL	6-2	315	Omaha, Neb./Central
68	Ian Symonette	Jr.	OL	6-9	349	Nassau, Bahamas/St. Pius (Houston)
69	Sean Goldstein	R-Fr.	LB	6-0	225	Dresher, Pa./Chestnut Hill Academy
70	A.J. Trump	Sr.	OL	6-3	300	Clearwater, Fla./Central Catholic
71	Cory White	Fr.	OL	6-5	260	Orange Park, Fla./Fleming Island
72	Brandon Washington	Fr.	OL	6-4	330	Miami, Fla./Milford (N.Y.) Academy/Northwestern
74	Orlando Franklin	Jr.	OL	6-7	318	Toronto, Can./Atlantic (Delray Beach, Fla.)
75	Jared Wheeler	Fr.	OL	6-5	330	Miami, Fla./American Heritage
77	Stephen Plein	Fr.	OL	6-6	260	Fort Myers, Fla./Fort Myers
78	Jermaine Johnson	Fr.	OL	6-6	310	Ft. Lauderdale, Fla./Hargrave Military
80	Jimmy Graham	Sr.	TE	6-8	260	Goldsboro, N.C./Charis Prep
81	Davon Johnson	Soph.	WR	6-0	192	Miami, Fla./Booker T. Washington
83	Kendal Thompkins	R-Fr.	WR	5-10	180	Miami, Fla./Northwestern
84	Richard Gordon	Sr.	TE	6-4	265	Miami, Fla./Norland/Milford Prep (N.Y.)
85	Leonard Hankerson	Jr.	WR	6-3	215	Fort Lauderdale, Fla./St. Thomas Aquinas
86	Tommy Streeter	R-Fr.	WR	6-5	209	Miami, Fla./Northwestern
87	Jake Byrne	Sr.	TE/LS	6-4	215	Miami, Fla./Gulliver Prep
88	Billy Sanders	Fr.	TE	6-4	248	Phoenix, Ariz./Brophy College Preparatory
90	Steven Wesley	Jr.	DL	6-3	250	Bartow, Fla./Bartow
91	Joe Joseph	Sr.	DL	6-3	304	Orlando, Fla./Oak Ridge
92	Josh Holmes	Jr.	DL	6-0	280	San Diego, Calif./Point Loma
93	Luther Robinson	Fr.	DL	6-3	292	Fort Pierce, Fla./Westwood
94	Eric Moncur	Sr.	DL	6-2	250	Miami, Fla./Carol City
95	Gavin Hardin	R-Fr.	DL	6-4	245	Jackson, Tenn./Central-Merry
96	Curtis Porter	Fr.	DL	6-1	315	Charlotte, N.C./Victory Christian
97	Adewale Ojomo	Soph.	DL	6-4	253	Hialeah, Fla./Hialeah
98	Jeremy Lewis	Soph.	DL	6-3	310	West Palm Beach, Fla./Palm Beach Lakes
99	Marcus Forston	Soph.	DL	6-3	310	Miami, Fla./Northwestern

Walk-Ons

Ben Bruneau	Soph.	WR	6-2	205	Opa-Locka, Fla./UCLA/Monsignor Pace
Nathan Gholston	Soph.	DB	5-7	180	Westland, Mich./Plymouth
Chris Hayes	Sr.	HO/WR	5-9	170	Sarasota, Fla./Out-of-Door Academy
Kris Kimball	Sr.	WR	5-9	195	Flourtown, Pa./Chestnut Hill Academy
Eduardo Lopez	Fr.	OL	6-0	315	Miami, Fla./Southwest Miami
David Thompson	R-Fr.	FB	5-10	245	Miami, Fla./Coral Reef

DEPTH CHART

**OFFENSE**

<b>WR</b>	47	LaRon Byrd (6-4, 215, Soph.)
	4	Aldarius Johnson (6-3, 208, Soph.)
	86	Tommy Streeeter (6-5, 209, R-Fr.)
<b>LT</b>	64	Jason Fox (6-7, 314, Sr.)
	55	Ben Jones (6-5, 300, R-Fr.)
<b>LG</b>	74	Orlando Franklin (6-7, 318, Jr.)
	72	Brandon Washington (6-4, 330, Fr.)
<b>C</b>	70	A.J. Trump (6-3, 300, Sr.)
	63	Tyler Horn (6-4, 300, Soph.)
<b>RG</b>	61	Joel Figueroa (6-5, 330, Jr.)
	or 66	Harland Gunn (6-2, 315, Soph.)
<b>RT</b>	65	Matt Piphoo (6-7, 307, Sr.)
	55	Ben Jones (6-5, 300, R-Fr.)
<b>TE</b>	18	Dedrick Epps (6-4, 253, Sr.)
	23	Tervaris Johnson (6-3, 240, Sr.)
	or 80	Jimmy Graham (6-8, 260, Sr.)
<b>WR</b>	85	Leonard Hankerson (6-3, 215, Jr.)
	3	Travis Benjamin (5-10, 175, Soph.)
<b>QB</b>	12	Jacory Harris (6-4, 190, Soph.)
	19	A.J. Highsmith (6-0, 195, Fr.)
<b>HB</b>	2	Graig Cooper (6-0, 205, Jr.)
	or 5	Javarris James (6-0, 208, Sr.)
	20	Damien Berry (5-11, 217, Jr.)
<b>FB</b>	22	Mike James (5-11, 220, Fr.)
	23	Tervaris Johnson (6-3, 240, Sr.)

**DEFENSE**

<b>LE</b>	90	Steven Wesley (6-3, 250, Jr.)
	or 56	Marcus Robinson (6-1, 237, Soph.)
<b>LT</b>	91	Joe Joseph (6-3, 304, Sr.)
	96	Curtis Porter (6-1, 315, Fr.)
<b>RT</b>	92	Josh Holmes (6-0, 280, Jr.)
	54	Micanor Regis (6-3, 300, Jr.)
	or 98	Jeremy Lewis (6-3, 310, Soph.)
<b>RE</b>	57	Allen Bailey (6-4, 288, Jr.)
	48	Andrew Smith (6-2, 245, Soph.)
	or 35	Olivier Vernon (6-3, 250, Fr.)
<b>SLB</b>	44	Colin McCarthy (6-3, 242, Jr.)
	36	Kylan Robinson (6-1, 235, Jr.)
<b>MLB</b>	50	Darryl Sharpton (6-0, 235, Sr.)
	11	Arthur Brown (6-2, 220, Soph.)
<b>WLB</b>	45	Ramon Buchanan (6-1, 215, Soph.)
	or 31	Sean Spence (6-0, 212, Soph.)
<b>LCB</b>	1	Brandon Harris (5-11, 195, Soph.)
	24	Chavez Grant (5-11, 183, Sr.)
<b>RCB</b>	8	DeMarcus Van Dyke (6-1, 185, Jr.)
	or 9	Sam Shields (6-0, 190, Sr.)
<b>SS</b>	37	Jared Campbell (6-0, 205, Jr.)
	or 6	Randy Phillips (6-1, 210, Sr.)
<b>FS</b>	7	Vaughn Telemaque (6-2, 197, R-Fr.)
	24	Chavez Grant (5-11, 183, Sr.)

**SPECIAL TEAMS**

<b>PK</b>	25	Matt Boshier (6-0, 205, Jr.)
	40	Jake Wieclaw (6-2, 198, R-Fr.)
<b>KO</b>	25	Matt Boshier (6-0, 205, Soph.)
	33	Alex Uribe (6-1, 175, Sr.)
<b>P</b>	25	Matt Boshier (6-0, 205, Soph.)
	40	Jake Wieclaw (6-2, 198, R-Fr.)
<b>H</b>	17	Matt Perrelli (6-3, 248, Sr.)
	46	Chris Hayes (5-9, 170, Sr.)
<b>LS-Punt</b>	60	Chris Ivory (6-2, 227, Soph.)
	87	Jake Byrne (6-4, 215, Sr.)

<b>LS-FG</b>	87	Jake Byrne (6-4, 215, Sr.)
	60	Chris Ivory (6-2, 227, Soph.)
<b>PR</b>	28	Thearon Collier (5-8, 184, Soph.)
	3	Travis Benjamin (5-10, 162, Soph.)
<b>KOR</b>	2	Graig Cooper (6-0, 205, Jr.)
	32	Lee Chambers (5-10, 192, Soph.)
<b>KOR</b>	1	Brandon Harris (5-11, 195, Soph.)
	22	Mike James (5-11, 220, Fr.)

THE ATLANTIC COAST CONFERENCE

2009 ACC Standings

Coastal Division Team	ACC Games					Overall							Streak
	W-L	Pts	Opp	H	A	W-L	Pts	Opp	H	A	N	vs. Div.	
Georgia Tech	7-1	261	180	4-0	3-1	10-1	396	259	5-0	5-1	0-0	4-1	Won 8
Virginia Tech	4-2	189	104	2-1	2-1	7-3	297	166	4-1	3-1	0-1	2-2	Won 2
<b>Miami</b>	<b>4-3</b>	<b>219</b>	<b>199</b>	<b>2-1</b>	<b>2-2</b>	<b>7-3</b>	<b>315</b>	<b>242</b>	<b>4-1</b>	<b>3-2</b>	<b>0-0</b>	<b>2-2</b>	<b>Lost 1</b>
Duke	3-3	136	160	1-2	2-1	5-5	252	261	2-3	3-2	0-0	1-3	Lost 2
North Carolina	3-3	109	117	2-2	1-1	7-3	234	162	5-2	2-1	0-0	3-2	Won 3
Virginia	2-4	89	140	0-3	2-1	3-7	198	240	1-5	2-2	0-0	1-3	Lost 4

Atlantic Division

Team	ACC Games					Overall							Streak
	W-L	Pts	Opp	H	A	W-L	Pts	Opp	H	A	N	vs. Div.	
Clemson	5-2	234	148	3-0	2-2	7-3	330	179	5-1	2-2	0-0	4-1	Won 5
Boston College	4-2	142	148	3-0	1-2	7-3	277	185	6-0	1-3	0-0	3-1	Won 2
Florida State	3-4	239	252	1-2	2-2	5-5	319	306	2-3	3-2	0-0	2-2	Won 1
Wake Forest	2-5	181	220	2-2	0-3	4-7	271	281	4-3	0-4	0-0	2-3	Lost 5
NC State	1-5	175	250	1-2	0-3	4-6	326	309	4-3	0-3	0-0	1-4	Lost 1
Maryland	1-5	118	174	1-2	0-3	2-8	213	327	2-4	0-4	0-0	1-2	Lost 5

THIS WEEK IN THE ACC

Saturday, Nov. 21

Maryland at Florida State (Raycom)	12 p.m.
North Carolina at Boston College (ESPN2)	12 p.m.
Duke at Miami (ESPNU)	12 p.m.
Virginia at Clemson (ABC/ESPN)	3:30 p.m.
NC State at Virginia Tech (ESPNU)	3:30 p.m.

LAST WEEK IN THE ACC

Saturday, Nov. 14

Clemson 43, NC State 23
Georgia Tech 49, Duke 10
Florida State 41, Wake Forest 28
Virginia Tech 36, Maryland 9
North Carolina 33, Miami 24
Boston College 14, Virginia 10

NEXT WEEK IN THE ACC

Saturday, Nov. 28

Boston College at Maryland	TBA
Clemson at South Carolina	TBA
Wake Forest at Duke	TBA
Florida State at Florida	TBA
Georgia at Georgia Tech	TBA
Miami at USF	TBA
North Carolina at NC State	TBA
Virginia Tech at Virginia	TBA

MIAMI VS. THE ACC

► Miami is 117-77-1 all time against teams in the Atlantic Coast Conference:

Team	Record	Last Game
Boston College	23-4	2007
Clemson	5-3	2009
Duke	5-1	2008
Florida State	31-23	2009
Georgia Tech	5-10	2009
Maryland	7-8	2006
North Carolina	5-8	2009
North Carolina State	7-5-1	2008
Virginia	5-2	2009
Virginia Tech	17-10	2009
Wake Forest	7-3	2009

2009 ACC PRESEASON POLL

The media at the 2009 ACC Football Kickoff selected Virginia Tech and Florida State to win their respective divisions while Virginia Tech was picked to win the 2009 ACC Championship Game.

Coastal Division (1st Place Votes)

Atlantic Division	Points
1. Florida State (56)	479
2. Clemson (14)	387
3. NC State (10)	364
4. Wake Forest (7)	295
5. Maryland	157
6. Boston College	145

Coastal Division Points

1. Virginia Tech (78)	512
2. Georgia Tech (9)	415
3. North Carolina	350
4. Miami	282
5. Virginia	148
6. Duke	120

First Place Votes in Parentheses

ACC Championship Game Winner: Virginia Tech (69 votes)

**LAST TIME IT HAPPENED**

<b>Kickoff Return For TD</b>	By Hurricane: Devin Hester at North Carolina State, 10/23/04, 100 yards, UM 45-31
	By Opponent: C.J. Spiller, Clemson, 10/24/09, 90 yards, Clemson 40-37 (OT)
<b>Punt Return For TD</b>	By Hurricane: Thearon Collier vs. Virginia, 11/07/09, 60 yards, UM 52-17
	By Opponent: Ricky Hall, Virginia Tech, 11/13/99, 64 yards, VT 43-10
<b>Blocked Punt Return For TD</b>	By Hurricane: Quadtrine Hill vs. North Carolina, 10/29/05, recovered in end zone, blocked by Quadtrine Hill, UM 34-16
	By Opponent: Bill Schautz, Virginia, 11/07/09, 20 yard return, blocked by Trey Womack, UM 52-17
<b>Interception Return For TD</b>	By Hurricane: Sean Spence vs. Florida State, 10/4/08, 7 yards, FSU 41-39
	By Opponent: Kendric Burney, North Carolina, 11/14/09, 77 yards, UNC 33-24
<b>Fumble Return For TD</b>	By Hurricane: Marcus Robinson vs. Clemson, 9/20/08, 10/24/09, 53 yards, Clemson 40-37 OT
	By Opponent: Chris Cook, Virginia, 11/10/07, 44 yards, VA 48-0
<b>Safety Recorded</b>	By Hurricanes: vs. Georgia Tech, 9/17/09, Bad snap, Chandler Anderson kicks ball out of end zone, UM 33-17
	By Opponent: at Florida, 9/6/08, Matt Boshier punt blocked out of the endzone, UF 26-3
<b>Shutout at Home</b>	By Hurricanes: vs. Florida International, 10/14/06, UM 35-0
	By Opponent: vs. Virginia, 11/10/07, VA 48-0
<b>Shutout On Road</b>	By Hurricanes: at Syracuse, 11/18/00, UM 26-0
	By Opponent: at Florida State, 10/4/97, FSU 47-0
<b>Blocked Punt</b>	By Hurricane: Richard Gordon vs. UCF, 10/11/08, UM 20-14
	By Opponent: Trey Womack, Virginia, 11/08/09, UM 52-17
<b>Blocked Field Goal</b>	By Hurricane: Thomas Carroll vs. Florida, 12/31/04, UM 27-10
	By Opponent: Duane Brown, Virginia Tech, blocked 52-yard attempt, 11/4/06, VT 17-10
<b>Missed Extra Point</b>	By Hurricanes: Francesco Zampogna at North Carolina, 10/6/07, NC 33-27
	By Opponent: Dustin Hopkins, FSU, 9/7/09, UM 38-34
<b>100-Yard Rushing-Game</b>	By Hurricane: Graig Cooper vs. Virginia, 152 yards, 18 carries, 11/07/09, UM 52-17
	By Opponent: Ryan Williams, Virginia Tech, 150 yards, 34 carries, 9/26/09, VT 31-7
<b>200-Yard Rushing-Game</b>	By Hurricane: Willis McGahee vs. Virginia Tech, 205 yards, 39 carries, 12/7/02, UM 56-45
	By Opponent: Tashard Choice, Georgia Tech, 204 yards, 37 carries, 10/13/07, GT 17-14
<b>300-Yard Passing-Game</b>	By Hurricane: Jacory Harris at North Carolina, 319 yards, 11/14/09, 28 of 50, UNC 33-24
	By Opponent: Riley Skinner, Wake Forest, 10/31/09, 349 yards, 29 of 43, UM 28-27
<b>400-Yard Passing-Game</b>	By Hurricane: Ken Dorsey at West Virginia, 10/26/02, 422 yards, 22 of 36, UM 40-23
	By Opponent: Luke McCown, Louisiana Tech, 10/28/00, 418 yards, 42 of 72, UM 42-31
<b>500-Yard Passing-Game</b>	By Hurricane: None
	By Opponent: Cade McNown, UCLA, 12/5/98, 513 yards, 26 of 35, UM 49-45
<b>100-199 Yard Receiving-Game</b>	By Hurricane: Travis Benjamin at Florida State, 9/7/09, 128 yards, 4 receptions, UM 38-34
	By Opponent: C.J. Spiller, Clemson, 10/24/09, 104 yards, 6 receptions, Clemson 40-37 OT
<b>200+Yard Receiving-Game</b>	By Hurricane: Wesley Carroll vs. California, 9/15/90, 208 yards, 11 receptions, UM 52-24
	By Opponent: Gerard Phelan, Boston College, 11/23/84, 226 yards, 11 receptions, BC 47-45
<b>60-69 Yard Punt</b>	By Hurricane: Matt Boshier at Florida, 9/6/08, 61 yards, UF 26-3
	By Opponent: Durant Brooks, Georgia Tech, 10/28/06, 63 yards, GT 30-23
<b>70+Yard Punt</b>	By Hurricane: Matt Boshier at Duke, 10/18/08, 76 yards, UM 49-31
	By Opponent: Ben Arndt, Georgia Tech, 11/19/05, 78 yards, GT 14-10
<b>50+Yard Field Goal</b>	By Hurricane: Matt Boshier vs. Clemson, 10/24/09, 51 yards, Clemson 40-37 OT
	By Opponent: Dustin Hopkins, Florida State, 9/7/09, 52 yards, FSU 38-34
<b>Four Field Goals-Game</b>	By Hurricane: Jon Peattie vs. West Virginia, 10/2/03, (22, 32, 43, 30, 23), UM 22-20
	By Opponent: Casey Barth, UNC, 11/14/09 (22, 42, 32, 33), NC 33-27,
<b>Five Field Goals-Game</b>	By Hurricane: Jon Peattie vs. West Virginia, 10/2/03, (22, 32, 43, 30, 23), UM 22-20
	By Opponent: Gary Cismesia, Florida State, 10/20/07 (23, 31, 33, 45, 45), UM 37-29
<b>Three TDs-Game</b>	By Hurricane: Jacory Harris at Wake Forest 10/31/09, (35 pass, 2 pass, 13 pass), UM 28-27
	By Opponent: Kyle Parker, Clemson, 10/24/09 (15 pass, 56 pass, 26 pass), Clemson 40-37 OT
<b>Three Rushing TDs-Game</b>	By Hurricane: Tyrone Moss vs. North Carolina, 10/29/05 (1 run, 1 run, 4 run, 15 run), UM 34-16
	By Opponent: Reggie Merriweather, Clemson, 11/6/04 (27, 1, 2), Clemson (24-17 (OT)
<b>Four Rushing TDs-Game</b>	By Hurricane: Tyrone Moss vs. North Carolina, 10/29/05 (1 run, 1 run, 4 run, 15 run), UM 34-16
	By Opponent: Antone Smith, Florida State, 2008, (19, 2, 5, 20), FSU 41-39
<b>Three Passing TDs-Game</b>	By Hurricane: Jacory Harris at Wake Forest 10/31/09, (35 pass, 2 pass, 13 pass), UM 28-27
	By Opponent: Kyle Parker, Clemson, 10/24/09 (15 pass, 56 pass, 26 pass), Clemson 40-37 OT
<b>Five Passing TDs-Game</b>	By Hurricane: (5) Kyle Wright at Wake Forest, 11/12/05, (64, 11, 15, 76, 10), UM 47-17
	(4) Jacory Harris at Duke, 10/18/08, (9, 6, 25, 10), UM 49-31
	By Opponent: (5) Cade McNown, UCLA, 12/5/98, (77, 7, 14, 61, 59), UM 49-45 and (5) Sam Bradford, Oklahoma, 9/8/07 (23, 24, 6, 30, 9), OU 51-13
<b>Three Receiving TDs-Game</b>	By Hurricane: Santana Moss at Rutgers, 10/3/98, (12, 28, 71), UM 53-17
	By Opponent: Malcolm Kelly, Oklahoma, 9/8/07 (23 pass, 24 pass, 30 pass), OU 51-13



2009 TEAM STATISTICS

TEAM STATISTICS	MIAMI	OPP
SCORING	315	242
Points Per Game	31.5	24.2
FIRST DOWNS	214	178
Rushing	72	74
Passing	134	86
Penalty	8	18
RUSHING YARDAGE	1345	1222
Yards gained rushing	1696	1562
Yards lost rushing	351	340
Rushing Attempts	349	348
Average Per Rush	3.9	3.5
Average Per Game	134.5	122.2
TDs Rushing	17	8
PASSING YARDAGE	2708	2055
Comp-Att-Int	194-321-16	163-301-6
Average Per Pass	8.4	6.8
Average Per Catch	14.0	12.6
Average Per Game	270.8	205.5
TDs Passing	20	12
TOTAL OFFENSE	4053	3277
Total Plays	670	649
Average Per Play	6.0	5.0
Average Per Game	405.3	327.7
KICK RETURNS: #-Yards	45-984	53-1105
PUNT RETURNS: #-Yards	22-210	9-112
INT RETURNS: #-Yards	6-6	16-438
KICK RETURN AVERAGE	21.9	20.8
PUNT RETURN AVERAGE	9.5	12.4
INT RETURN AVERAGE	1.0	27.4
FUMBLES-LOST	10-2	18-8
PENALTIES-Yards	75-572	55-487
Average Per Game	57.2	48.7
PUNTS-Yards	41-1634	53-2100
Average Per Punt	39.9	39.6
Net punt average	35.2	33.8
TIME OF POSSESSION/Game	30:05	29:55
3RD-DOWN Conversions	57/131	52/143
3rd-Down Pct	44%	36%
4TH-DOWN Conversions	7/14	4/9
4th-Down Pct	50%	44%
SACKS BY-Yards	19-161	28-224
MISC YARDS	0	0
TOUCHDOWNS SCORED	40	27
FIELD GOALS-ATTEMPTS	11-13	18-24
ON-SIDE KICKS	0-0	0-1
RED-ZONE SCORES	(33-40) 82%	(24-30) 80%
RED-ZONE TOUCHDOWNS	(27-40) 68%	(11-30) 37%
PAT-ATTEMPTS	(40-40) 100%	(24-25) 96%
ATTENDANCE	247106	283274
Games/Avg Per Game	5/49421	5/56655
Neutral Site Games		0/0

**2009 RESULTS**

Date	Opponent	W/L	Score	Time	Attendance
*Sept. 7	at #18 Florida State	W	38-34	3:47	81077
* Sept. 17	#14 GEORGIA TECH	W	33-17	3:06	45329
* Sept. 26	at #11 Virginia Tech	L	7-31	3:11	66233
Oct 03	#8 OKLAHOMA	W	21-20	3:14	61790
Oct 10	FLORIDA A&M	W	48-16	3:03	47859
Oct 17	at UCF	W	27-7	3:10	48453
*Oct 24	CLEMSON	LOT	37-40	3:47	43778
*Oct 31	at Wake Forest	W	28-27	3:36	30011
*Nov 7	VIRGINIA	W	52-17	3:16	48350
* Nov 14	at North Carolina	L	24-33	3:22	57500

\* ACC game AP rank listed

**SCORE BY QUARTERS**

	1st	2nd	3rd	4th	OT	Total
Miami (Fla.)	55	79	98	80	3	315
Opponents	54	64	67	51	6	242

100-YARD PERFORMANCES

**Rushing**

- Oklahoma**
- Javarrius James 15-150
- Florida A&M**
- Damien Berry 14-162
- Virginia**
- Graig Cooper 18-152

**Receiving**

- Florida State**
- Travis Benjamin 4-128

SCORING IN THE RED ZONE

	UM	Opp.
Times	40	30
Scores	33	24
Touchdowns	27	11
Field Goals	6	13
Turnovers	1	2
Missed Field Goals	2	3
Interceptions	1	2
Fumbles Lost	0	0
Lost on Downs	3	0
Game/Half Ended	1	1

THIRD-DOWN CONVERSIONS

	UM	Opp.
Florida State	5/13	6/15
Georgia Tech	8/13	6/14
Virginia Tech	1/11	5/14
Oklahoma	8/13	5/15
Florida A&M	5/13	4/14
UCF	6/13	6/15

Clemson	8/14	7/14
Wake Forest	4/14	7/16
Virginia	8/14	2/12
North Carolina	4/13	4/14
<b>Totals</b>	<b>57/131</b>	<b>52/143</b>

NON-OFFENSIVE SCORES (3)

- Florida A&M**
- Thearon Collier 61-yd punt return for TD
- Clemson**
- Marcus Robinson 53-yd fumble return for TD
- Virginia**
- Thearon Collier 60-yd punt return for TD

2009 INDIVIDUAL STATISTICS

RUSHING	GP	Att	Gain	Lost	Total	Avg	TD	Lng	Avg/G
Graig Cooper	9	99	559	18	541	5.5	3	70	60.1
Javarris James	9	79	430	9	421	5.3	4	50	46.8
Damien Berry	10	61	404	7	397	6.5	7	49	39.7
Lee Chambers	7	36	150	8	142	3.9	1	20	20.3
Mike James	10	15	48	2	46	3.1	1	11	4.6
Matt Boshier	10	1	26	0	26	26.0	0	26	2.6
Travis Benjamin	10	8	34	22	12	1.5	0	13	1.2
Thearon Collier	10	3	15	8	7	2.3	0	15	0.7
John Calhoun	10	1	6	0	6	6.0	0	6	0.6
A.J. Highsmith	2	1	0	2	-2	-2.0	0	0	-1.0
TEAM	8	10	0	48	-48	-4.8	0	0	-6.0
Jacory Harris	10	35	24	227	-203	-5.8	1	7	-20.3
<b>Total</b>	<b>10</b>	<b>349</b>	<b>1696</b>	<b>351</b>	<b>1345</b>	<b>3.9</b>	<b>17</b>	<b>70</b>	<b>134.5</b>
<b>Opponents</b>	<b>10</b>	<b>348</b>	<b>1562</b>	<b>340</b>	<b>1222</b>	<b>3.5</b>	<b>8</b>	<b>48</b>	<b>122.2</b>

PASSING	G	EfficAtt-Cmp-Int	Pct	Yds	TD	Lng	Avg/G
Jacory Harris	10	141.76190-313-16	60.7	2655	19	69	265.5
A.J. Highsmith	2	195.87 4-6-0	66.7	53	1	29	26.5
TEAM	8	0.00 0-1-0	0.0	0	0	0	0.0
Graig Cooper	9	0.00 0-1-0	0.0	0	0	0	0.0
<b>Total</b>	<b>10</b>	<b>141.89194-321-16</b>	<b>60.4</b>	<b>2708</b>	<b>20</b>	<b>69</b>	<b>270.8</b>
<b>Opponents</b>	<b>10</b>	<b>120.67 163-301-6</b>	<b>54.2</b>	<b>2055</b>	<b>12</b>	<b>56</b>	<b>205.5</b>

RECEIVING	G	No.	Yds	Avg	TD	Long	Avg/G
Leonard Hankerson	10	34	609	17.9	4	40	60.9
LaRon Byrd	10	28	403	14.4	1	40	40.3
Travis Benjamin	10	25	447	17.9	4	69	44.7
Graig Cooper	9	16	108	6.8	1	25	12.0
Dedrick Epps	9	15	190	12.7	2	27	21.1
Aldarius Johnson	7	14	237	16.9	1	35	33.9
Thearon Collier	10	13	209	16.1	0	29	20.9
Mike James	10	13	87	6.7	0	17	8.7
Jimmy Graham	10	9	110	12.2	5	21	11.0
Javarris James	9	8	62	7.8	0	20	6.9
Damien Berry	10	5	68	13.6	0	29	6.8
Tervaris Johnson	10	5	52	10.4	1	17	5.2
Tommy Streeter	7	4	67	16.8	0	29	9.6
Kendal Thompkins	7	2	33	16.5	1	18	4.7
Patrick Hill	3	1	14	14.0	0	14	4.7
Lee Chambers	7	1	8	8.0	0	8	1.1
John Calhoun	10	1	4	4.0	0	4	0.4
<b>Total</b>	<b>10</b>	<b>194</b>	<b>2708</b>	<b>14.0</b>	<b>20</b>	<b>69</b>	<b>270.8</b>
<b>Opponents</b>	<b>10</b>	<b>163</b>	<b>2055</b>	<b>12.6</b>	<b>12</b>	<b>56</b>	<b>205.5</b>

PUNT RETURNS	No.	Yds	Avg	TD	Long
Thearon Collier	11	152	13.8	2	61
Travis Benjamin	9	57	6.3	0	33
Graig Cooper	2	1	0.5	0	1
<b>Total</b>	<b>22</b>	<b>210</b>	<b>9.5</b>	<b>2</b>	<b>61</b>
<b>Opponents</b>	<b>9</b>	<b>112</b>	<b>12.4</b>	<b>2</b>	<b>51</b>

INTERCEPTIONS	No.	Yds	Avg	TD	Long
Randy Phillips	2	0	0.0	0	0
Colin McCarthy	1	9	9.0	0	9
Brandon Harris	1	0	0.0	0	0
Demarcus Van Dyke	1	-5	-5.0	0	0
Micanor Regis	1	2	2.0	0	2
<b>Total</b>	<b>6</b>	<b>6</b>	<b>1.0</b>	<b>0</b>	<b>9</b>
<b>Opponents</b>	<b>16</b>	<b>438</b>	<b>27.4</b>	<b>4</b>	<b>77</b>

KICK RETURNS	No.	Yds	Avg	TD	Long
Graig Cooper	20	502	25.1	0	63
Mike James	16	347	21.7	0	41
Jimmy Graham	3	30	10.0	0	12
Brandon Harris	2	63	31.5	0	37
Jordan Futch	1	4	4.0	0	4
Lee Chambers	1	11	11.0	0	11
Travis Benjamin	1	18	18.0	0	18
Darryl Sharpton	1	9	9.0	0	9
<b>Total</b>	<b>45</b>	<b>984</b>	<b>21.9</b>	<b>0</b>	<b>63</b>
<b>Opponents</b>	<b>53</b>	<b>1105</b>	<b>20.8</b>	<b>1</b>	<b>90</b>

FUMBLE RETURNS	No.	Yds	Avg	TD	Long
Marcus Robinson	1	53	53.0	1	53
<b>Total</b>	<b>1</b>	<b>53</b>	<b>53.0</b>	<b>1</b>	<b>53</b>
<b>Opponents</b>	<b>1</b>	<b>4</b>	<b>4.0</b>	<b>0</b>	<b>4</b>

PUNTING	No.	Yds	Avg	Long	TB	FC	I20	Blkd
Matt Boshier	38	1622	42.7	59	4	15	19	0
TEAM	3	12	4.0	12	0	0	0	3
<b>Total</b>	<b>41</b>	<b>1634</b>	<b>39.9</b>	<b>59</b>	<b>4</b>	<b>15</b>	<b>19</b>	<b>3</b>
<b>Opponents</b>	<b>53</b>	<b>2100</b>	<b>39.6</b>	<b>71</b>	<b>5</b>	<b>6</b>	<b>9</b>	<b>0</b>

KICKOFFS	No.	Yds	Avg	TB	OB	Ret	Net	YdLine
Matt Boshier	30	1672	55.7	5	0			
Alex Uribe	30	1895	63.2	0	2			
<b>Total</b>	<b>60</b>	<b>3567</b>	<b>59.5</b>	<b>5</b>	<b>2</b>	<b>1105</b>	<b>39.4</b>	<b>30</b>
<b>Opponents</b>	<b>54</b>	<b>3293</b>	<b>61.0</b>	<b>8</b>	<b>0</b>	<b>984</b>	<b>39.8</b>	<b>30</b>

SCORING	TD	FGs	-----PATs-----			DXP	Saf	Points
			Kick	Rush	Rcv			
Matt Boshier	0	11-13	40-40	0-0	0	0-0	0	73
Damien Berry	7	0-0	0-0	0-0	0	0-0	0	42
Jimmy Graham	5	0-0	0-0	0-0	0	0-0	0	30
Leonard Hankerson	4	0-0	0-0	0-0	0	0-0	0	24
Travis Benjamin	4	0-0	0-0	0-0	0	0-0	0	24
Javarris James	4	0-0	0-0	0-0	0	0-0	0	24
Graig Cooper	4	0-0	0-0	0-0	0	0-0	0	24
Thearon Collier	2	0-0	0-0	0-0	0	0-0	0	12
Dedrick Epps	2	0-0	0-0	0-0	0	0-0	0	12
Jacory Harris	1	0-0	0-0	0-0	0	0-0	0	6
LaRon Byrd	1	0-0	0-0	0-0	0	0-0	0	6
Aldarius Johnson	1	0-0	0-0	0-0	0	0-0	0	6
Kendal Thompkins	1	0-0	0-0	0-0	0	0-0	0	6
Tervaris Johnson	1	0-0	0-0	0-0	0	0-0	0	6
Lee Chambers	1	0-0	0-0	0-0	0	0-0	0	6
Mike James	1	0-0	0-0	0-0	0	0-0	0	6
Marcus Robinson	1	0-0	0-0	0-0	0	0-0	0	6
TEAM	0	0-0	0-0	0-0	0	0-0	0	1
<b>Total</b>	<b>40</b>	<b>11-13</b>	<b>40-40</b>	<b>0-0</b>	<b>0</b>	<b>0-0</b>	<b>0</b>	<b>315</b>
<b>Opponents</b>	<b>27</b>	<b>18-24</b>	<b>24-25</b>	<b>0-0</b>	<b>1</b>	<b>1-1</b>	<b>0</b>	<b>242</b>

TOTAL OFFENSE	G	Plays	Rush	Pass	Total	Avg/G
Jacory Harris	10	348	-203	2655	2452	245.2
Graig Cooper	9	100	541	0	541	60.1
Javarris James	9	79	421	0	421	46.8
Damien Berry	10	61	397	0	397	39.7
Lee Chambers	7	36	142	0	142	20.3
A.J. Highsmith	2	7	-2	53	51	25.5
Mike James	10	15	46	0	46	4.6
Matt Boshier	10	1	26	0	26	2.6
Travis Benjamin	10	8	12	0	12	1.2
Thearon Collier	10	3	7	0	7	0.7
John Calhoun	10	1	6	0	6	0.6
TEAM	8	11	-48	0	-48	-6.0
<b>Total</b>	<b>10</b>	<b>670</b>	<b>1345</b>	<b>2708</b>	<b>4053</b>	<b>405.3</b>
<b>Opponents</b>	<b>10</b>	<b>649</b>	<b>1222</b>	<b>2055</b>	<b>3277</b>	<b>327.7</b>

FIELD GOALS	FGM-FGA	Pct	1-19	20-29	30-39	40-49	50+	Lg	Blk
Matt Boshier	11-13	84.6	1-1	2-3	4-5	3-3	1-1	51	0

FG SEQUENCE	MIAMI	OPPONENTS
Florida State	(18)	(52),(45)
Georgia Tech	(34),26,31	(32),39
Virginia Tech	-	25,(22)
Oklahoma	-	(21),(39)
Florida A&M	(20),(33)	(32),(34),(21)
UCF	(31),(46)	32
Clemson	(49),(51),(22)	41,(43),(30)
Wake Forest	-	(23),(42),45,60
Virginia	(42)	(34)
North Carolina	(39)	(22),(42),(32),(33)

Numbers in (parentheses) indicate field goal was made.

ALL PURPOSE	G	Rush	Rec	PR	KOR	IR	Tot	Avg/G
Graig Cooper	9	541	108	1	502	0	1152	128.0
Leonard Hankerson	10	0	609	0	0	0	609	60.9
Travis Benjamin	10	12	447	57	18	0	534	53.4
Javarris James	9	421	62	0	0	0	483	53.7
Mike James	10	46	87	0	347	0	480	48.0
Damien Berry	10	397	68	0	0	0	465	46.5
LaRon Byrd	10	0	403	0	0	0	403	40.3
Thearon Collier	10	7	209	152	0	0	368	36.8
Aldarius Johnson	7	0	237	0	0	0	237	33.9
Dedrick Epps	9	0	190	0	0	0	190	21.1
Lee Chambers	7	142	8	0	11	0	161	23.0
Jimmy Graham	10	0	110	0	30	0	140	14.0
Tommy Streeter	7	0	67	0	0	0	67	9.6
Brandon Harris	10	0	0	0	63	0	63	6.3
Tervaris Johnson	10	0	52	0	0	0	52	5.2
Kendal Thompkins	7	0	33	0	0	0	33	4.7
Matt Boshier	10	26	0	0	0	0	26	2.6
Patrick Hill	3	0	14	0	0	0	14	4.7
John Calhoun	10	6	4	0	0	0	10	1.0
Darryl Sharpton	10	0	0	0	9	0	9	0.9
Colin McCarthy	10	0	0	0	0	9	9	0.9
Jordan Futch	5	0	0	0	4	0	4	0.8
Micanor Regis	10	0	0	0	0	2	2	0.2
A.J. Highsmith	2	-2	0	0	0	0	-2	-1.0
Demarcus Van Dyke	9	0	0	0	0	-5	-5	-0.6
TEAM	8	-48	0	0	0	0	-48	-6.0
Jacory Harris	10	-203	0	0	0	0	-203	-20.3
<b>Total</b>	<b>10</b>	<b>1345</b>	<b>2708</b>	<b>210</b>	<b>984</b>	<b>6</b>	<b>5253</b>	<b>525.3</b>
<b>Opponents</b>	<b>10</b>	<b>1222</b>	<b>2055</b>	<b>112</b>	<b>1105</b>	<b>438</b>	<b>4932</b>	<b>493.2</b>

2009 TEAM STATISTICS

DEFENSIVE LEADERS	GP	Tackles			TFL/Yds	Sacks			BrUp	QBH	Fumbles		Blkd	
		Solo	Ast	Total		No-Yards	Int-Yds	Rcv-Yds			FF	Kick	Saf	
44 Colin McCarthy	10	42	36	78	8.0-13	.	1-9	1	.	.	1	.	.	
50 Darryl Sharpton	10	39	28	67	5.0-9	.	.	2	1	.	.	.	.	
1 Brandon Harris	10	32	14	46	5.0-9	1.0-5	1-0	12	.	.	2	.	.	
9 Sam Shields	10	26	12	38	1.0-5	.	.	2	.	1-0	1	.	.	
6 Randy Phillips	7	24	13	37	.	.	2-0	.	.	.	.	.	.	
31 Sean Spence	7	18	17	35	5.5-25	2.0-20	.	1	1	.	.	.	.	
7 Vaughn Telemaque	9	19	11	30	2.0-5	.	.	3	.	1-0	.	.	.	
57 Allen Bailey	10	17	10	27	10.5-77	7.0-66	.	1	1	.	2	.	.	
91 Joe Joseph	10	12	14	26	5.0-12	.	.	.	.	1-0	.	.	.	
37 Jared Campbell	10	16	9	25	.	.	.	5	1	.	.	.	.	
8 Demarcus Van Dyke	9	16	6	22	2.0-9	.	1-5	3	.	.	.	.	.	
45 Ramon Buchanan	10	16	5	21	2.0-3	.	.	2	1	.	.	.	.	
26 Ray-Ray Armstrong	7	11	6	17	.	.	.	1	.	.	.	.	.	
56 Marcus Robinson	10	9	8	17	6.0-38	4.0-35	.	.	2	1-53	2	.	.	
92 Josh Holmes	9	7	9	16	4.0-19	1.0-5	.	.	1	1-0	.	.	.	
35 Olivier Vernon	8	6	10	16	4.5-15	0.5-3	.	.	.	.	.	.	.	
54 Micanor Regis	10	5	10	15	3.0-6	0.5-2	1-2	.	1	.	1	.	.	
90 Steven Wesley	9	8	4	12	5.0-20	2.0-15	.	.	2	.	.	.	.	
29 JoJo Nicholas	3	3	7	10	.	.	.	.	.	.	.	.	.	
94 Eric Moncur	5	4	6	10	1.0-10	1.0-10	.	.	1	.	.	.	.	
48 Andrew Smith	8	7	3	10	1.0-3	.	.	.	.	1-0	.	.	.	
11 Arthur Brown	10	8	2	10	.	.	.	.	.	1-0	.	.	.	
33 Alex Uribe	6	4	3	7	.	.	.	.	.	.	.	.	.	
24 Chavez Grant	10	5	2	7	0.5-3	.	.	2	.	.	.	.	.	
20 Damien Berry	10	4	1	5	.	.	.	.	.	.	.	.	.	
25 Matt Bosher	10	4	.	4	.	.	.	.	.	.	.	.	.	
38 Cory Nelms	9	3	1	4	.	.	.	.	.	.	.	.	.	
34 C.J. Holton	9	2	2	4	.	.	.	.	.	.	.	.	.	
58 Jordan Futch	5	2	2	4	.	.	.	.	.	.	.	.	.	
96 Curtis Porter	5	2	1	3	1.0-4	.	.	.	.	.	.	.	.	
98 Jeremy Lewis	5	2	1	3	.	.	.	1	.	.	.	.	.	
32 Lee Chambers	7	2	1	3	.	.	.	.	.	.	.	.	.	
13 Ryan Hill	3	1	1	2	.	.	.	.	.	.	.	.	.	
43 John Calhoun	10	.	2	2	.	.	.	.	.	.	.	.	.	
21 Brandon McGee	8	.	2	2	.	.	.	.	.	.	.	.	.	
60 Chris Ivory	8	1	.	1	.	.	.	.	.	.	.	.	.	
74 Orlandon Franklin	10	1	.	1	.	.	.	.	.	.	.	.	.	
65 Matt Pipho	10	1	.	1	.	.	.	.	.	.	.	.	.	
66 Harland Gunn	9	1	.	1	.	.	.	.	.	.	.	.	.	
36 Kylan Robinson	10	.	1	1	.	.	.	.	.	.	.	.	.	
83 Kendal Thompkins	7	.	1	1	.	.	.	.	.	1-0	.	.	.	
86 Tommy Streater	7	.	1	1	.	.	.	.	.	.	.	.	.	
80 Jimmy Graham	10	1	.	1	.	.	.	.	.	.	.	.	.	
47 LaRon Byrd	10	1	.	1	.	.	.	.	.	.	.	.	.	
22 Mike James	10	1	.	1	.	.	.	.	.	.	.	.	.	
2 Graig Cooper	9	1	.	1	.	.	.	.	.	.	.	.	.	
TM TEAM	8	.	.	.	.	.	.	.	.	.	.	.	1	
<b>Total</b>	<b>10</b>	<b>384</b>	<b>262</b>	<b>646</b>	<b>72-285</b>	<b>19-161</b>	<b>6-6</b>	<b>36</b>	<b>12</b>	<b>8-53</b>	<b>9</b>	<b>.</b>	<b>1</b>	
<b>Opponents</b>	<b>10</b>	<b>407</b>	<b>268</b>	<b>675</b>	<b>56.0-306</b>	<b>28-224</b>	<b>16-438</b>	<b>39</b>	<b>17</b>	<b>2-4</b>	<b>7</b>	<b>3</b>		

2009 STARTING LINEUPS

OFFENSE	Florida State	Georgia Tech	Virginia Tech	Oklahoma	Florida A&M	UCF	Clemson	Wake Forest	Virginia	North Carolina	Duke	USF
WR	Byrd	Byrd	Byrd		A. Johnson	Byrd		Byrd	Byrd			
LT	Fox	Fox	Fox	Fox	Fox	Fox	Fox	Fox	Fox	Fox		
LG	Franklin	Franklin	Franklin	Franklin	Franklin	Franklin	Gunn	Franklin	Franklin	Franklin		
C	Trump	Trump	Trump	Trump	Trump	Trump	Trump	Trump	Trump	Trump		
RG	GUNN	Figueroa	Gunn	Figueroa	Figueroa	Gunn	Figueroa	Figueroa	Figueroa	Figueroa		
RT	PIPHO	Pipho	Pipho	Pipho	Pipho	Pipho	Pipho	Pipho	Pipho	Pipho		
TE	Gordon	Epps	GRAHAM	Epps		Epps	T. Johnson	T. Johnson	Epps	Epps		
TE				T. Johnson	T. Johnson		Franklin	Epps		T. Johnson		
WR	Hankerson	Hankerson	Hankerson	Hankerson	Hankerson	Hankerson	Hankerson	Benjamin	Hankerson	Hankerson		
WR			Collier									
QB	Jacory Harris	Jacory Harris	Jacory Harris	Jacory Harris	Jacory Harris	Jacory Harris	Jacory Harris	Jacory Harris	Jacory Harris	Jacory Harris		
RB	Cooper	Cooper	J. James	J. James	J. James	J. James	Cooper	Cooper	Cooper	Cooper		
FB	J. James	J. James		M. JAMES	M. James	M. James	M. James		M. James	M. James		
DEFENSE	Florida State	Georgia Tech	Virginia Tech	Oklahoma	Florida A&M	UCF	Clemson	Wake Forest	Virginia	North Carolina	Duke	USF
LE	Robinson	Robinson	Wesley	Robinson	Robinson	Robinson	Wesley	Wesley	Wesley	Wesley		
LDT	Bailey	Bailey	Bailey	Joseph	Joseph	Bailey	Joseph	Joseph	Joseph	Joseph		
RDT	Forston	Joseph	Joseph	Holmes	Holmes	Joseph	Holmes	Holmes	Holmes	Holmes		
RE	SMITH	Smith	VERNON	Smith	Smith	Smith	Smith	Bailey	Bailey	Bailey		
SLB	McCarthy	Spence	McCarthy	Futch		McCarthy	McCarthy	McCarthy	McCarthy	McCarthy		
MLB		Sharpton	Sharpton	Sharpton	Sharpton	Sharpton	Sharpton	Sharpton	Sharpton	Sharpton		
WLB	Spence	Futch	Spence	Spence	Spence	Spence	Spence			BUCHANAN		
LCB	SHIELDS	B. Harris	B. Harris	B. Harris	Shields	B. Harris	B. Harris	Van Dyke	Van Dyke	B. Harris		
RCB	Van Dyke	Shields	Van Dyke	Shields	Van Dyke	Shields	Shields	Shields	Shields	Shields		
FS	Grant	TELEMAQUE	Telemaque	Telemaque	Telemaque	ARMSTRONG	Telemaque	Telemaque	Telemaque	Telemaque		
SS	Phillips	Phillips	Phillips	CAMPBELL	Campbell	Campbell	Campbell	Phillips	Campbell	Campbell		
Nickel	B. Harris				B. Harris			B. Harris	B. Harris			
SPECIALISTS	Florida State	Georgia Tech	Virginia Tech	Oklahoma	Florida A&M	UCF	Clemson	Wake Forest	Virginia	North Carolina	Duke	USF
P	Bosher	Bosher	Bosher	Bosher	Bosher	Bosher	Bosher	Bosher	Bosher	Bosher		
KO	Bosher	URIBE	Uribe	Uribe	Uribe	Uribe	Uribe	Bosher	Bosher	Bosher		
PK	Bosher	Bosher	Bosher	Bosher	Bosher	Bosher	Bosher	Bosher	Bosher	Bosher		
PR	Cooper	Benjamin	Benjamin	Benjamin	Benjamin	COLLIER	Collier	Collier	Collier	Collier		
KOR	Cooper	Cooper	Cooper	Cooper	B. Harris	B. Harris	Cooper	B. Harris	Cooper	Cooper		
	Harris	M. James	M. James	M. James	M. James	M. James	M. James	M. James	M. James	M. James		
LS-P	Ivory	Ivory	Ivory	Ivory	Ivory	Ivory	Ivory	Ivory	Ivory	Ivory		
LSFG	Byrne	Byrne	Byrne	Byrne	Byrne	Byrne	Byrne	Byrne	Byrne	Byrne		
H	Perrelli	Perrelli	Perrelli	Perrelli	Perrelli	Perrelli	Perrelli	Perrelli	Perrelli	Perrelli		

CAPS indicate first career start

STARTING EXPERIENCE

Offensive Starters	2004	2005	2006	2007	2008	2009	Total							
Jason Fox, OT (Sr.)	-	-	12	12	12	10	46	Andrew Smith, RE (Soph.)	-	-	-	-	6	6
Javaris James, RB (Sr.)	-	-	10	12	1	6	29	Ryan Hill, S (Sr.)	-	-	-	-	5	5
Orlando Franklin, G* (Jr.)	-	-	-	3	11	10	24	Josh Holmes, RDT (Jr.)	-	-	-	-	-	5
A.J. Trump, OG/C (Sr.)	-	-	-	-	10	10	20	Adewale Ojomo, RE (Soph.)	-	-	-	-	3	3
Graig Cooper, RB (Jr.)	-	-	-	1	11	6	18	Marcus Forston, DT (Soph.)	-	-	-	-	1	2
Dedrick Epps, TE, (Sr.)	-	-	-	1	10	6	17	Ray-Ray Armstrong, FS (Fr.)	-	-	-	-	-	1
Leonard Hankerson, WR (Jr.)	-	-	-	2	2	9	13	Jordan Futch, LB (Soph.)	-	-	-	-	-	1
Joel Figueroa, RG (Jr.)	-	-	-	-	5	7	12	Olivier Vernon, RE (Fr.)	-	-	-	-	-	1
Jacory Harris, QB (Soph.)	-	-	-	-	2	10	12							
Matt Pipho, RT (Sr.)	-	-	-	-	-	10	10	<b>Special Teams Starters</b>	<b>2005</b>	<b>2006</b>	<b>2007</b>	<b>2008</b>	<b>2009</b>	<b>Total</b>
Aldarius Johnson, WR (Soph.)	-	-	-	-	8	1	9	Matt Bosher, P (Jr.)	-	-	12	13	10	35
LaRon Byrd, WR (Soph.)	-	-	-	-	3	5	8	Ryan Hill, KOR (Sr.)	-	5	10	13	-	28
Travis Benjamin, WR (Soph.)	-	-	-	-	5	2	7	Matt Bosher, PK (Jr.)	-	-	-	13	10	23
Mike James, FB (Fr.)	-	-	-	-	-	7	7	Jake Byrne, K-LS (Sr.)	-	-	-	13	10	23
Tervaris Johnson, TE (Sr.)	-	-	-	-	-	5	5	Chris Ivory, P-LS (Soph.)	-	-	-	11	10	21
Patrick Hill, FB (Sr.)	-	-	-	-	4	-	4	Matt Bosher, KO (Jr.)	-	-	-	13	4	17
Richard Gordon, TE (Sr.)	-	-	-	-	3	1	4	Travis Benjamin, PR (Soph.)	-	-	-	8	4	12
Thearon Collier, WR (Soph.)	-	-	-	-	3	1	4	Brandon Harris, KOR (Soph.)	-	-	-	6	6	12
Harland Gunn, RG (Soph.)	-	-	-	-	-	4	4	Graig Cooper, PR (Jr.)	-	-	7	3	1	11
Davon Johnson, WR (Soph.)	-	-	-	-	-	1	1	Mike James, KR (Fr.)	-	-	-	-	9	9
								Graig Cooper, KR (Jr.)	-	-	-	-	7	7
								Thearon Collier, PR (Soph.)	-	-	-	2	5	7
								Alex Uribe, KO (Sr.)	-	-	-	-	6	6
								Jake Byrne, P-LS (Sr.)	-	-	-	2	-	2
Defensive Starters	2004	2005	2006	2007	2008	2009	Total							
Darryl Sharpton, LB (Sr.)	-	0	5	4	9	9	27							
Joe Joseph, DT (Sr.)	-	0	0	5	9	8	22							
Colin McCarthy, LB (Jr.)	-	-	0	10	4	7	21							
Chavez Grant, CB (Sr.)	-	-	5	6	7	1	19							
Randy Phillips, CB (Sr.)	-	-	8	4	1	6	18							
Eric Moncur, DE (Sr.)	0	2	3	8	3	-	16							
Sean Spence, LB (Soph.)	-	-	-	-	9	7	16							
Steven Wesley, DE (Jr.)	-	-	-	-	11	5	16							
Brandon Harris, CB (Soph.)	-	-	-	-	6	10	16							
DeMarcus Van Dyke, CB (Jr.)	-	-	-	8	2	5	15							
Allen Bailey, LE/LT/RE (Jr.)	-	-	-	-	4	7	11							
Marcus Robinson, RE (Soph.)	-	-	-	-	5	5	10							
Sam Shields, RCB (Sr.)	-	-	-	-	-	8	8							
Vaughn Telemaque, FS (R-Fr.)	-	-	-	-	-	8	8							
JoJo Nicolas, S (Jr.)	-	-	-	-	7	-	7							
Jared Campbell, SS (Jr.)	-	-	-	-	-	6	6							

2009 PARTICIPATION

GP/GS	Gm/Starts	FSU	GT	VT	Okla.	FAMU	UCF	CLEM	WAKE	UVA	UNC	DUKE	USF
26	Armstrong, R.	7/1	XXX	XXX	XXX	XXX	XXX	START	XXX	...	...	...	
57	Bailey, A.	10/7	START	START	START	XXX	XXX	START	XXX	START	START	START	
3	Benjamin, T.	10/1	XXX	XXX	XXX	XXX	XXX	XXX	XXX	START	XXX	XXX	XXX
20	Berry, D.	10/-	XXX	XXX	XXX	XXX	XXX	XXX	XXX	XXX	XXX	XXX	
25	Bosher, M.	10/-	XXX	XXX	XXX	XXX	XXX	XXX	XXX	XXX	XXX	XXX	
11	Brown, A.	10/-	XXX	XXX	XXX	XXX	XXX	XXX	XXX	XXX	XXX	XXX	
45	Buchanan, R.	10/1	XXX	XXX	XXX	XXX	XXX	XXX	XXX	XXX	XXX	START	
47	Byrd, L.	10/6	START	START	START	XXX	XXX	START	XXX	START	START	XXX	
87	Byrne, J.	10/-	XXX	XXX	XXX	XXX	XXX	XXX	XXX	XXX	XXX	XXX	XXX
43	Calhoun, J.	10/-	XXX	XXX	XXX	XXX	XXX	XXX	XXX	XXX	XXX	XXX	
37	Campbell, J.	10/6	XXX	XXX	XXX	START	START	START	START	XXX	START	START	
32	Chambers, L.	7/-	XXX	XXX	...	...	XXX	XXX	XXX	XXX	XXX	...	
28	Collier, T.	10/1	XXX	XXX	START	XXX	XXX	XXX	XXX	XXX	XXX	XXX	
2	Cooper, G.	9/6	START	START	XXX	XXX	...	XXX	START	START	START	START	
18	Epps, D.	9/6	XXX	START	XXX	START	...	START	XXX	START	START	START	
61	Figueroa, J.	9/7	XXX	START	XXX	START	START	...	START	START	START	START	
99	Forston, M.	3/1	START	XXX	...	XXX	...	...	...	...	...	...	
64	Fox, J.	10/10	START	START	START	START	START	START	START	START	START	START	
74	Franklin, O.	10/10	START	START	START	START	START	START	START	START	START	START	
58	Futch, J.	5/2	XXX	START	XXX	START	XXX	...	...	...	...	...	
84	Gordon, R.	1/1	START	...	...	...	...	...	...	...	...	...	
80	Graham, J.	10/1	XXX	XXX	START	XXX	XXX	XXX	XXX	XXX	XXX	XXX	
24	Grant, C.	10/1	START	XXX	XXX	XXX	XXX	XXX	XXX	XXX	XXX	XXX	
66	Gunn, H.	9/4	START	XXX	START	XXX	XXX	START	START	XXX	XXX	...	
85	Hankerson, L.	10/9	START	START	START	START	START	START	START	XXX	START	START	
1	Harris, B.	10/10	START	START	START	START	START	START	START	START	START	START	
12	Harris, J.	10/10	START	START	START	START	START	START	START	START	START	START	
19	Highsmith, A.	2/-	...	...	...	...	XXX	...	...	...	XXX	...	
30	Hill, P.	3/-	XXX	XXX	XXX	...	...	...	...	...	...	...	
13	Hill, R.	3/-	...	XXX	XXX	XXX	...	...	...	...	...	...	
92	Holmes, J.	9/6	XXX	XXX	XXX	START	START	...	START	START	START	START	
34	Holton, C.	9/-	...	XXX	XXX	XXX	XXX	XXX	XXX	XXX	XXX	XXX	
63	Horn, T.	6/-	...	...	...	...	XXX	XXX	XXX	XXX	XXX	XXX	
60	Ivory, C.	8/-	...	...	XXX	XXX	XXX	XXX	XXX	XXX	XXX	XXX	
5	James, J.	9/6	START	START	START	START	START	START	XXX	...	XXX	XXX	
22	James, M.	10/6	XXX	XXX	XXX	START	START	START	START	XXX	START	START	
4	Johnson, A.	7/1	XXX	...	...	XXX	START	...	XXX	XXX	XXX	XXX	
23	Johnson, T.	10/5	XXX	XXX	XXX	START	START	XXX	START	START	XXX	START	
55	Jones, B.	2/-	...	...	...	...	XXX	...	...	...	XXX	...	
91	Joseph, J.	10/9	XXX	START	START	START	START	START	START	START	START	START	
98	Lewis, J.	5/-	...	...	...	...	...	XXX	XXX	XXX	XXX	XXX	
44	McCarthy, C.	10/7	START	XXX	START	XXX	XXX	START	START	START	START	START	
21	McGee, B.	8/-	XXX	XXX	...	...	XXX	XXX	XXX	XXX	XXX	XXX	
94	Moncur, E.	5/-	...	XXX	XXX	XXX	XXX	...	XXX	...	...	...	
38	Nelms, C.	9/-	XXX	XXX	...	XXX	XXX	XXX	XXX	XXX	XXX	XXX	
29	Nicholas, J.	3/-	XXX	XXX	XXX	...	...	...	...	...	...	...	
17	Perrelli, M.	9/-	XXX	XXX	XXX	XXX	XXX	XXX	XXX	...	XXX	XXX	
6	Phillips, R.	7/4	START	START	START	...	...	...	XXX	START	XXX	XXX	
65	Pipho, M.	10/10	START	START	START	START	START	START	START	START	START	START	
96	Porter, C.	5/-	...	...	...	...	XXX	XXX	...	XXX	XXX	XXX	
54	Regis, M.	10/-	XXX	XXX	XXX	XXX	XXX	XXX	XXX	XXX	XXX	XXX	
36	Robinson, K.	10/-	XXX	XXX	XXX	XXX	XXX	XXX	XXX	XXX	XXX	XXX	
56	Robinson, M.	10/5	START	START	XXX	START	START	START	XXX	XXX	XXX	XXX	
50	Sharpton, D.	10/9	XXX	START	START	START	START	START	START	START	START	START	
9	Shields, S.	10/9	START	START	XXX	START	START	START	START	START	START	START	
48	Smith, A.	8/6	START	START	...	START	START	START	START	...	XXX	XXX	
31	Spence, S.	7/7	START	START	START	START	START	START	START	...	...	...	
86	Streeter, T.	7/-	...	XXX	...	...	XXX	XXX	XXX	XXX	XXX	XXX	
68	Symonette, I.	10/-	XXX	XXX	XXX	XXX	XXX	XXX	XXX	XXX	XXX	XXX	
7	Telemaque, V.	9/8	...	START	START	START	START	XXX	START	START	START	START	
83	Thompkins, K.	7/-	XXX	XXX	XXX	XXX	XXX	...	...	...	XXX	XXX	
70	Trump, A.	10/10	START	START	START	START	START	START	START	START	START	START	
33	Uribe, A.	6/-	...	XXX	XXX	XXX	XXX	XXX	...	...	...	...	
8	Van Dyke, D.	9/5	START	...	START	XXX	START	XXX	XXX	START	START	XXX	
35	Vernon, O.	8/1	XXX	XXX	START	...	...	XXX	XXX	XXX	XXX	XXX	
72	Washington, B.	10/-	XXX	XXX	XXX	XXX	XXX	XXX	XXX	XXX	XXX	XXX	
90	Wesley, S.	9/5	XXX	XXX	START	XXX	...	XXX	START	START	START	START	

2009 GAME-BY GAME STATISTICS

JACORY HARRIS

Game	Cmp	Att	Pct.	Int.	Yds	TD	Lg	Sacked
9/7 at Florida State	21	34	61.8	2	386	2	40	1
9/17 Georgia Tech	20	25	80.0	0	270	3	40	0
9/26 at Virginia Tech	9	25	36.0	1	150	0	34	3
10/3 Oklahoma	19	28	67.9	2	202	3	38	4
10/10 Florida A&M	16	24	66.7	2	217	2	37	1
10/17 at UCF	20	26	77.0	0	293	1	32	6
10/24 Clemson	17	27	62.9	3	256	2	69	3
10/31 at Wake Forest	22	43	51.2	1	330	3	35	5
11/7 Virginia	18	31	58.1	1	232	2	35	2
11/14 at North Carolina	28	50	56.0	4	319	1	32	2
11/21 Duke								
11/28 at USF								

A.J. HIGHSMITH

Game	Cmp	Att	Pct.	Int.	Yds	TD	Lg	Sacked
10/10 Florida A&M	3	3	100.0	0	38	0	29	1
11/7 Virginia	1	3	33.3	0	15	1	15	0

2009 RUSHING

GRAIG COOPER

Game	No.	Yds	Avg.	TD	Lg
9/7 at Florida State	7	31	4.4	1	13
9/17 Georgia Tech	17	93	5.5	0	31
9/26 at Virginia Tech	11	55	5.0	0	14
10/3 Oklahoma	8	21	2.6	0	8
10/10 Florida A&M	Did Not Play				
10/17 at UCF	0	0	0.0	0	0
10/24 Clemson	17	99	5.8	0	25
10/31 at Wake Forest	6	27	4.5	0	20
11/7 Virginia	18	152	8.4	1	70
11/14 at North Carolina	15	63	4.2	1	20
11/21 Duke					
11/28 at USF					

JAVARRIS JAMES

Game	No.	Yds	Avg.	TD	Lg
9/7 at Florida State	11	36	3.3	1	9
9/17 Georgia Tech	14	72	5.1	1	14
9/26 at Virginia Tech	14	35	2.5	1	15
10/3 Oklahoma	15	150	10.0	0	50
10/10 Florida A&M	1	4	4.0	0	4
10/17 at UCF	17	65	3.8	1	8
10/24 Clemson	6	56	9.3	0	44
10/31 at Wake Forest	Did Not Play				
11/7 Virginia	1	3	3.0	0	3
11/14 at North Carolina	0	0	0.0	0	0
11/21 Duke					
11/28 at USF					

DAMIEN BERRY

Game	No.	Yds	Avg.	TD	Lg
10/10 Florida A&M	14	162	11.6	1	49
10/17 at UCF	14	60	4.3	1	14
10/24 Clemson	8	55	6.9	1	23
10/31 at Wake Forest	7	26	3.7	1	7
11/7 Virginia	12	56	4.4	2	15
11/14 at North Carolina	6	41	6.8	1	20
11/21 Duke					
11/28 at USF					

LEE CHAMBERS

Game	No.	Yds	Avg.	TD	Lg
9/7 at Florida State	5	10	2.0	0	4
9/17 Georgia Tech	2	12	6.0	0	8
9/26 at Virginia Tech	DNP				
10/3 Oklahoma	0	0	0.0	0	0
10/10 Florida A&M	16	46	2.4	1	12
10/17 at UCF	3	15	5.0	0	7
10/24 Clemson	0	0	0.0	0	0
10/31 at Wake Forest	0	0	0.0	0	0
11/7 Virginia	10	67	6.7	0	20
11/14 at North Carolina	0	0	0.0	0	0
11/21 Duke					
11/28 at USF					

TRAVIS BENJAMIN

Game	No.	Yds	Avg.	TD	Lg
9/7 at Florida State	1	5	5.0	0	5
9/17 Georgia Tech	1	13	13.0	0	13
9/26 at Virginia Tech	0	0	0.0	0	0
10/3 Oklahoma	1	1	1.0	0	1
10/10 Florida A&M	0	0	0.0	0	0
10/17 at UCF	2	-2	-1.0	0	5
10/24 Clemson	1	-14	-14.0	0	0
10/31 at Wake Forest	1	10	10.0	0	10
11/7 Virginia	0	0	0.0	0	0
11/14 at North Carolina	1	-1	-1.0	0	0
11/21 Duke					
11/28 at USF					

THEARON COLLIER

Game	No.	Yds	Avg.	TD	Lg
9/7 at Florida State	2	13	6.5	0	15
9/17 Georgia Tech	0	0	0.0	0	0
9/26 at Virginia Tech	1	-6	-6.0	0	0
10/3 Oklahoma	0	0	0.0	0	0
10/10 Florida A&M	0	0	0.0	0	0
10/17 at UCF	0	0	0.0	0	0
10/24 Clemson	0	0	0.0	0	0
10/31 at Wake Forest	0	0	0.0	0	0
11/7 Virginia	0	0	0.0	0	0
11/14 at North Carolina	0	0	0.0	0	0
11/21 Duke					
11/28 at USF					

JACORY HARRIS

Game	No.	Yds	Avg.	TD	Lg
9/7 at Florida State	3	1	0.3	1	4
9/17 Georgia Tech	1	0	0.0	0	0
9/26 at Virginia Tech	4	-28	-7.0	0	0
10/3 Oklahoma	4	-30	-7.5	0	0
10/10 Florida A&M	1	0	-7.0	0	0
10/17 at UCF	7	-34	-4.9	0	7
10/24 Clemson	3	-19	-6.3	0	0
10/31 at Wake Forest	6	-44	-7.3	0	5
11/7 Virginia	4	7	-6.2	0	7
11/14 at North Carolina	2	-13	-6.5	0	0
11/21 Duke					
11/28 at USF					

MIKE JAMES

Game	No.	Yds	Avg.	TD	Lg
9/7 at Florida State	0	0	0.0	0	0
9/17 Georgia Tech	0	0	0.0	0	0
9/26 at Virginia Tech	4	3	0.8	0	2
10/3 Oklahoma	1	3	3.0	0	3
10/10 Florida A&M	4	15	3.5	1	6
10/17 at UCF	1	1	1.0	0	1
10/24 Clemson	0	0	0.0	0	0
10/31 at Wake Forest	1	7	7.0	0	7
11/7 Virginia	4	18	4.5	0	11
11/14 at North Carolina	0	0	0.0	0	0
11/21 Duke					
11/28 at USF					

JOHN CALHOUN

Game	No.	Yds	Avg.	TD	Lg
10/10 Florida A&M	1	4	4.0	0	4
10/17 at UCF	0	0	0.0	0	0
10/24 Clemson	0	0	0.0	0	0
10/31 at Wake Forest	0	0	0.0	0	0
11/7 Virginia	0	0	0.0	0	0
11/14 at North Carolina	0	0	0.0	0	0
11/21 Duke					
11/28 at USF					

2009 GAME-BY GAME STATISTICS - RECEIVING

LEONARD HANKERSON

Game	No.	Yds	Avg.	TD	Lg
9/7 at Florida State	4	72	18.0	0	40
9/17 Georgia Tech	1	35	35.0	0	35
9/26 at Virginia Tech	3	79	26.3	0	34
10/3 Oklahoma	1	1	1.0	0	1
10/10 Florida A&M	2	42	21.0	1	37
10/17 at UCF	4	64	16.0	1	23
10/24 Clemson	5	87	17.4	1	26
10/31 at Wake Forest	5	97	19.4	0	31
11/7 Virginia	2	40	20.0	1	35
11/14 at North Carolina	7	92	13.1	0	32
11/21 Duke					
11/28 at USF					

TRAVIS BENJAMIN

Game	No.	Yds	Avg.	TD	Lg
9/7 at Florida State	4	128	32.0	1	40
9/17 Georgia Tech	3	29	9.7	0	20
9/26 at Virginia Tech	0	0	0.0	0	0
10/3 Oklahoma	3	61	20.3	1	38
10/10 Florida A&M	1	16	16.0	0	16
10/17 at UCF	4	46	11.5	0	13
10/24 Clemson	3	82	27.3	1	69
10/31 at Wake Forest	4	50	12.5	1	17
11/7 Virginia	1	16	16.0	0	16
11/14 at North Carolina	2	19	9.5	0	14
11/21 Duke					
11/28 at USF					

LARON BYRD

Game	No.	Yds	Avg.	TD	Lg
9/7 at Florida State	0	0	0.0	0	0
9/17 Georgia Tech	5	83	16.6	1	40
9/26 at Virginia Tech	4	58	14.5	0	23
10/3 Oklahoma	2	12	6.0	0	7
10/10 Florida A&M	2	20	10.0	0	17
10/17 at UCF	5	85	17.0	0	32
10/24 Clemson	1	15	15.0	0	15
10/31 at Wake Forest	2	13	6.5	0	7
11/7 Virginia	3	56	18.7	0	29
11/14 at North Carolina	4	61	15.3	0	24
11/21 Duke					
11/28 at USF					

DEDRICK EPPS

Game	No.	Yds	Avg.	TD	Lg
9/7 at Florida State	2	46	23.0	0	27
9/17 Georgia Tech	3	37	12.3	1	14
9/26 at Virginia Tech	2	13	6.5	0	9
10/3 Oklahoma	3	38	12.7	1	19
10/10 Florida A&M					
10/17 at UCF	1	5	5.0	0	5
10/24 Clemson	2	27	13.5	0	16
10/31 at Wake Forest	0	0	0.0	0	0
11/7 Virginia	2	24	12.0	0	14
11/14 at North Carolina	0	0	0.0	0	0
11/21 Duke					
11/28 at USF					

GRAIG COOPER

Game	No.	Yds	Avg.	TD	Lg
9/7 at Florida State	2	24	12.0	1	24
9/17 Georgia Tech	3	32	10.7	0	13
9/26 at Virginia Tech	0	0	0.0	0	0
10/3 Oklahoma	1	3	3.0	0	3
10/10 Florida A&M					
10/17 at UCF	0	0	0.0	0	0
10/24 Clemson	1	4	4.0	0	4
10/31 at Wake Forest	1	2	2.0	0	2
11/7 Virginia	1	6	6.0	0	6
11/14 at North Carolina	7	37	5.3	0	25
11/21 Duke					
11/28 at USF					

ALDARIUS JOHNSON

Game	No.	Yds	Avg.	TD	Lg
9/7 at Florida State	3	48	16.0	0	31
9/17 Georgia Tech					
9/26 at Virginia Tech					
10/3 Oklahoma	4	45	11.2	0	12
10/10 Florida A&M	2	31	15.5	0	21
10/17 at UCF					
10/24 Clemson	0	0	0.0	0	0
10/31 at Wake Forest	3	74	24.7	1	35
11/7 Virginia	1	16	16.0	0	16
11/14 at North Carolina	1	23	23.0	0	23
11/21 Duke					
11/28 at USF					

JAVARRIS JAMES

Game	No.	Yds	Avg.	TD	Lg
9/7 at Florida State	3	35	11.7	0	20
9/17 Georgia Tech	2	12	6.0	0	9
9/26 at Virginia Tech	0	0	0.0	0	0
10/3 Oklahoma	1	4	4.0	0	4
10/10 Florida A&M	1	3	3.0	0	3
10/17 at UCF	0	0	0.0	0	0
10/24 Clemson	0	0	0.0	0	0
10/31 at Wake Forest					
11/7 Virginia	1	8	8.0	0	8
11/14 at North Carolina	0	0	0.0	0	0
11/21 Duke					
11/28 at USF					

THEARON COLLIER

Game	No.	Yds	Avg.	TD	Lg
9/7 at Florida State	2	28	14.0	0	18
9/17 Georgia Tech	0	0	0.0	0	0
9/26 at Virginia Tech	0	0	0.0	0	0
10/3 Oklahoma	1	3	3.0	0	3
10/10 Florida A&M	1	28	28.0	0	28
10/17 at UCF	1	28	28.0	0	28
10/24 Clemson	3	36	12.0	0	20
10/31 at Wake Forest	4	78	19.5	0	29
11/7 Virginia	0	0	0.0	0	0
11/14 at North Carolina	1	8	8.0	0	8
11/21 Duke					
11/28 at USF					

TERVARIS JOHNSON

Game	No.	Yds	Avg.	TD	Lg
9/7 at Florida State	0	0	0.0	0	0
9/17 Georgia Tech	1	14	14.0	0	14
9/26 at Virginia Tech	0	0	0.0	0	0
10/3 Oklahoma	1	10	10.0	0	10
10/10 Florida A&M	0	0	0.0	0	0
10/17 at UCF	0	0	0.0	0	0
10/24 Clemson	0	0	0.0	0	0
10/31 at Wake Forest	1	2	2.0	1	2
11/7 Virginia	2	26	13.0	0	13
11/14 at North Carolina	0	0	0.0	0	0
11/21 Duke					
11/28 at USF					

JIMMY GRAHAM

Game	No.	Yds	Avg.	TD	Lg
9/7 at Florida State	0	0	0.0	0	0
9/17 Georgia Tech	1	14	14.0	1	14
9/26 at Virginia Tech	0	0	0.0	0	0
10/3 Oklahoma	1	18	18.0	1	18
10/10 Florida A&M	1	7	7.0	1	7
10/17 at UCF	2	42	21.0	0	21
10/24 Clemson	1	8	8.0	0	8
10/31 at Wake Forest	1	2	2.0	0	2
11/7 Virginia	1	5	5.0	1	5
11/14 at North Carolina	1	14	14.0	0	14
11/21 Duke					
11/28 at USF					

PATRICK HILL

Game	No.	Yds	Avg.	TD	Lg
9/7 at Florida State	0	0	0.0	0	0
9/17 Georgia Tech	1	14	14.0	0	14
9/26 at Virginia Tech	0	0	0.0	0	0
10/3 Oklahoma					
10/10 Florida A&M					
10/17 at UCF					
10/24 Clemson					
10/31 at Wake Forest					
11/7 Virginia					
11/14 at North Carolina					
11/21 Duke					
11/28 at USF					

MIKE JAMES

Game	No.	Yds	Avg.	TD	Lg
9/7 at Florida State	1	5	5.0	0	5
9/17 Georgia Tech	0	0	0.0	0	0
9/26 at Virginia Tech	0	0	0.0	0	0
10/3 Oklahoma	1	7	7.0	0	7
10/10 Florida A&M	3	26	8.7	0	17
10/17 at UCF	1	9	9.0	0	9
10/24 Clemson	1	-3	-3.0	0	0
10/31 at Wake Forest	1	12	12.0	0	12
11/7 Virginia	2	16	8.0	0	8
11/14 at North Carolina	3	15	5.0	0	13
11/21 Duke					
11/28 at USF					

TOMMY STREETER

Game	No.	Yds	Avg.	TD	Lg
10/10 Florida A&M	3	55	18.3	0	29
10/17 at UCF	1	12	12.0	0	12
10/24 Clemson	0	0	0.0	0	0
10/31 at Wake Forest	0	0	0.0	0	0
11/7 Virginia	0	0	0.0	0	0
11/14 at North Carolina	0	0	0.0	0	0
11/21 Duke					
11/28 at USF					

KENDAL THOMPKINS

Game	No.	Yds	Avg.	TD	Lg
10/10 Florida A&M	1	18	18.0	0	18
10/17 at UCF	0	0	0.0	0	0
11/7 Virginia	1	15	15.0	0	15
11/14 at North Carolina	0	0	0.0	0	0
11/21 Duke					
11/28 at USF					

DAMIEN BERRY

Game	No.	Yds	Avg.	TD	Lg
10/10 Florida A&M	1	5	5.0	0	5
10/17 at UCF	1	2	2.0	0	2
10/24 Clemson	0	0	0.0	0	0
10/31 at Wake Forest	0	0	0.0	0	0
11/7 Virginia	1	11	11.0	0	11
11/14 at North Carolina	2	50	25.0	0	29
11/21 Duke					
11/28 at USF					

JOHN CALHOUN

Game	No.	Yds	Avg.	TD	Lg
10/10 Florida A&M	1	4	4.0	0	4
11/14 at North Carolina	0	0	0.0	0	0
11/21 Duke					
11/28 at USF					

LEE CHAMBERS

Game	No.	Yds	Avg.	TD	Lg
11/7 Virginia	1	8	8.0	0	8
11/14 at North Carolina	0	0	0.0	0	0
11/21 Duke					
11/28 at USF					

2009 GAME-BY GAME STATISTICS - KICKOFF/PUNT RETURNS

KICK RETURNS

GRAIG COOPER

Game	No.	Yds	Avg.	TD	Lg
9/7 at Florida State	5	173	34.6	0	63
9/17 Georgia Tech	2	61	30.5	0	36
9/26 at Virginia Tech	3	74	24.7	0	39
10/3 Oklahoma	4	88	22.0	0	28
10/10 Florida A&M	Did Not Play				
10/17 at UCF	0	0	0.0	0	0
10/24 Clemson	1	27	27.0	0	27
10/31 at Wake Forest	0	0	0.0	0	0
11/7 Virginia	3	45	15.0	0	22
11/14 at North Carolina	2	30	15.0	0	16
11/21 Duke					
11/28 at USF					

MIKE JAMES

Game	No.	Yds	Avg.	TD	Lg
9/7 at Florida State	0	0	0.0	0	0
9/17 Georgia Tech	1	40	40.0	0	40
9/26 at Virginia Tech	2	25	12.5	0	21
10/3 Oklahoma	1	26	26.0	0	26
10/10 Florida A&M	1	41	41.0	0	41
10/17 at UCF	2	26	14.0	0	16
10/24 Clemson	2	32	16.0	0	27
10/31 at Wake Forest	3	75	25.0	0	31
11/7 Virginia	0	0	0.0	0	0
11/14 at North Carolina	4	82	20.5	0	27
11/21 Duke					
11/28 at USF					

TRAVIS BENJAMIN

Game	No.	Yds	Avg.	TD	Lg
9/7 at Florida State	2	46	23.0	0	27
9/17 Georgia Tech	3	37	12.3	1	14
11/7 Virginia	0	0	0.0	0	0
11/14 at North Carolina	0	0	0.0	0	0
11/21 Duke					
11/28 at USF					

BRANDON HARRIS

Game	No.	Yds	Avg.	TD	Lg
10/10 Florida A&M	2	63	31.5	0	37
10/17 at UCF	0	0	0.0	0	0
10/24 Clemson	0	0	0.0	0	0
10/31 at Wake Forest	0	0	0.0	0	0
11/7 Virginia	0	0	0.0	0	0
11/14 at North Carolina	0	0	0.0	0	0
11/21 Duke					
11/28 at USF					

JIMMY GRAHAM

Game	No.	Yds	Avg.	TD	Lg
10/31 at Wake Forest	1	7	7.0	0	7
11/7 Virginia	1	12	12.0	0	12
11/14 at North Carolina	1	11	11.0	0	11

PUNT RETURNS

TRAVIS BENJAMIN

Game	No.	Yds	Avg.	TD	Lg
9/7 at Florida State	2	7	3.5	0	6
9/17 Georgia Tech	1	14	14.0	0	14
9/26 at Virginia Tech	1	-10	-10.0	0	0
10/3 Oklahoma	2	-3	-1.5	0	0
10/10 Florida A&M	2	52	26.0	0	33
10/17 at UCF	0	0	0.0	0	0
10/24 Clemson	1	-3	-3.0	0	0
10/31 at Wake Forest	0	0	0.0	0	0
11/7 Virginia	0	0	0.0	0	0
11/14 at North Carolina	0	0	0.0	0	0
11/21 Duke					
11/28 at USF					

GRAIG COOPER

Game	No.	Yds	Avg.	TD	Lg
9/7 at Florida State	1	0	0.0	0	0
9/17 Georgia Tech	0	0	0.0	0	0
9/26 at Virginia Tech	1	1	1.0	0	1

THEARON COLLIER

Game	No.	Yds	Avg.	TD	Lg
10/10 Florida A&M	5	62	12.4	1	61
10/17 at UCF	2	19	9.5	0	13
11/7 Virginia	2	57	28.5	1	60
11/14 at North Carolina	2	14	7.0	0	14

2009 GAME-BY GAME STATISTICS - DEFENSE

TACKLES FOR LOSS

	UA-A	Total	FSU	GT	VT	OKLA	FAMU	UCF	CLEMSON	WAKE	UVA	UNC	DUKE	USF
Bailey, A. DL	10-1	10.5	1.0-7	-	0.5-1	1.0-6	1.0-6	-	3.0-39	3.0-15	1.0-3	-	-	-
McCarthy, C. LB	6-4	8.0	1.5-2	0.5-2	-	1.0-1	1.0-2	-	2.5-4	0.5-1	1.0-1	-	-	-
Robinson, M. DL	4-4	6.0	1.0-10	0.5-1	-	1.5-7	1.5-4	-	0.5-1	-	1.0-15	-	-	-
Spence, S. LB	4-3	5.5	1.5-1	0.5-2	0.5-0	1.0-2	-	2.0-20	-	DNP	DNP	DNP	-	-
Wesley, S. DE	5-0	5.0	1.0-3	2.0-4	1.0-1	-	DNP	-	-	-	1.0-12	-	-	-
Joseph, J. DL	4-2	5.0	-	-	-	1.5-2	3.5-10	-	-	-	-	-	-	-
Harris, B. DB	5-0	5.0	-	-	-	1.0-5	-	-	2.0-2	1.0-1	1.0-1	-	-	-
Sharpton, D. LB	4-2	5.0	0.5-1	-	-	-	1.0-2	1.0-1	1.0-3	-	-	-	1.5-2	-
Vernon, O. DL	2-5	4.5	1.0-3	3.0-11	-	DNP	DNP	0.5-1	-	-	-	-	-	-
Holmes, J.	3-2	4.0	-	-	-	-	1.0-9	DNP	-	-	-	1.0-5	-	-
Regis, M. DL	1-4	3.0	-	1.0-3	-	1.0-2	-	0.5-1	-	2.0-5	-	-	-	-
Van Dyke, D. DB	2-0	2.0	-	DNP	-	-	-	1.0-4	1.0-5	-	-	-	-	-
Buchanan, R. LB	2-0	2.0	-	-	-	-	-	-	-	1.0-2	1.0-1	-	-	-
Telemaque, V. DB	1-2	2.0	DNP	1.5-4	-	-	-	-	-	-	-	-	0.5-1	-
Shields, S.	1-0	1.0	-	-	-	-	1.0-5	-	-	-	-	-	-	-
Smith, A. DL	1-0	1.0	-	1.0-3	DNP	-	-	-	-	DNP	-	-	-	-
Porter, C. DL	1-0	1.0	DNP	DNP	DNP	DNP	-	-	DNP	-	-	-	1.0-4	-
Moncur, E. DL	1-0	1.0	DNP	-	-	-	1.0-10	DNP	-	DNP	DNP	DNP	DNP	-
Grant, C. DB	0-1	0.5	0.5-3	-	-	-	-	-	-	-	-	-	-	-

FUMBLES RECOVERED

	No	FSU	GT	VT	OKLA	FAMU	UCF	CLEMSON	WAKE	UVA	UNC	DUKE	USF
Holmes, J.	1	1	-	-	-	-	DNP	-	-	-	-	-	-
Joseph, J.	1	-	-	-	1	-	-	-	-	-	-	-	-
Smith, A.	1	-	-	DNP	-	-	-	1	DNP	-	-	-	-
Shields, S.	1	-	-	-	-	-	-	-	1	-	-	-	-
Robinson, M.	1	-	-	-	-	-	-	1	-	-	-	-	-
Brown, A.	1	-	-	-	-	-	-	-	1	-	-	-	-
Telemaque, V.	1	DNP	-	-	-	-	-	-	1	-	-	-	-
Thompkins, K. WR	1	-	-	1	-	-	DNP	DNP	DNP	-	-	-	-

FORCED FUMBLES

	No	FSU	GT	VT	OKLA	FAMU	UCF	CLEMSON	WAKE	UVA	UNC	DUKE	USF
Robinson, M.	2	1	-	-	-	1	-	-	-	-	-	-	-
Harris, B.	2	-	-	-	1	-	-	1	-	-	-	-	-
Bailey, A.	2	-	-	-	1	-	-	1	-	-	-	-	-
Shields, S.	1	-	-	-	-	-	-	-	1	-	-	-	-
McCarthy, C.	1	-	-	-	-	-	-	1	-	-	-	-	-
Regis, M.	1	-	-	-	-	-	1	-	-	-	-	-	-



2009 GAME-BY GAME STATISTICS - KICKING

PUNTING - MATT BOSHER

Opponent	No.	Yards	Avg.	Long	Bk	TB	In20	+50
9/7 at Florida State	4	165	41.2	48	0	1	3	0
9/17 Georgia Tech	1	41	41.0	41	0	1	0	0
9/26 at Virginia Tech	6	249	41.5	53	1	0	3	1
10/3 Oklahoma	5	229	45.8	58	0	0	3	2
10/10 Florida A&M	2	95	47.5	59	0	0	1	1
10/17 at UCF	4	133	33.2	41	0	0	3	0
10/24 Clemson	3	139	46.3	55	0	0	0	1
10/31 at Wake Forest	9	387	43.0	55	0	1	4	1
11/7 Virginia	0	0	0.0	0	2	0	0	0
11/14 at North Carolina	4	184	46.0	52	0	1	2	1
11/21 Duke								
11/28 at USF								

PLACEKICKING - MATT BOSHER

EXTRA POINTS		FIELD GOALS			FG BREAKDOWN					
XP/XPA	PCT	FG/FGA	PCT	LG	PTS	1-19	20-29	30-39	40-49	50+
40/40	100.0	11/13	84.6	51	73	1/1	2/3	4/5	3/3	1/1

Opponent	FG/FGA	Distances	XP/XPA	Game Pts.
9/7 at Florida State	1/1	18g	5/5	8
9/17 Georgia Tech	1/3	34g, 26 wr, 31 wr	4/4	7
9/26 at Virginia Tech	0/0		1/1	1
10/3 Oklahoma	0/0		3/3	3
10/10 Florida A&M	2/2	20g, 33g	6/6	12
10/17 at UCF	2/2	31g, 46g	3/3	9
10/24 Clemson	3/3	49g, 51g, 22g	4/4	13
10/31 at Wake Forest	0/0		4/4	4
11/7 Virginia	1/1	42g	7/7	10
11/14 at North Carolina	1/1	39g	3/3	9
11/21 Duke				
11/28 at USF				

2009 GAME-BY GAME STATISTICS - DEFENSE

SACKS	UA-A	Total	FSU	GT	VT	OKLA	FAMU	UCF	CLEMSON	WAKE	UVA	UNC	DUKE	USF
Bailey, A. DL	7-0	7.0	1.0-7	-	-	1.0-6	1.0-6	-	2.0-38	2.0-9	-	-	-	-
Robinson, M. DL	4-0	4.0	1.0-10	-	-	1.0-6	1.0-4	-	-	-	1.0-15	-	-	-
Wesley, S. DE	2-0	2.0	-	1.0-3	-	-	DNP	-	-	-	1.0-12	-	-	-
Spence, S. LB	2-0	2.0	-	-	-	-	-	2.0-20	-	DNP	DNP	DNP	-	-
Moncur, E. DL	1-0	1.0	DNP	-	-	-	1.0-10	DNP	-	DNP	DNP	DNP	-	-
Holmes, J.	1-0	1.0	-	-	-	-	-	DNP	-	-	-	1.0-5	-	-
Harris, B. DB	1-0	1.0	-	-	-	1.0-5	-	-	-	-	-	-	-	-
Vernon, O. DL	0-1	0.5	-	0.5-3	-	DNP	DNP	-	-	-	-	-	-	-
Regis, M. DL	0-1	0.5	-	0.5-2	-	-	-	-	-	-	-	-	-	-

TACKLES	UA-A	Total	FSU	GT	VT	OKLA	FAMU	UCF	CLEMSON	WAKE	UVA	UNC	DUKE	USF
McCarthy, C. LB	42-36	78	5-3	0-4	4-9	4-3	4-2	-	8-3	7-4	1-4	9-4	-	-
Sharpton, D. LB	39-28	67	3-1	6-2	1-4	3-3	1-1	5-6	8-2	4-3	3-2	5-4	-	-
Harris, B. DB	32-14	46	3-6	3-1	3-2	2-2	2-1	5-2	4-0	6-0	3-0	1-0	-	-
Shields, S.	26-12	38	2-2	5-1	2-2	3-2	3-0	-	1-2	6-1	4-2	-	-	-
Phillips, R. DB	24-13	37	4-2	3-2	3-4	DNP	DNP	DNP	3-3	5-2	-	6-0	-	-
Spence, S. LB	18-17	35	2-1	0-2	2-6	5-5	4-0	4-3	1-0	DNP	DNP	DNP	-	-
Telemaque, V. DB	19-11	30	DNP	1-2	2-0	6-3	2-1	1-0	2-2	3-2	-	2-1	-	-
Bailey, A. DL	17-10	27	2-0	1-0	0-3	3-1	1-1	1-0	4-0	3-2	1-1	1-2	-	-
Joseph, J. DL	12-14	26	1-0	1-0	2-3	1-3	3-3	1-2	2-0	1-2	-	0-1	-	-
Campbell, J. DB	16-9	25	2-1	1-0	0-2	1-3	1-0	0-2	2-0	2-0	3-1	4-0	-	-
Van Dyke, D. DB	16-6	22	1-0	DNP	1-2	-	2-1	1-1	3-1	3-1	2-0	3-0	-	-
Buchanan, R. LB	16-5	21	1-0	-	1-0	-	3-2	-	1-1	3-0	3-0	4-2	-	-
Robinson, M. DL	9-8	17	2-0	0-1	0-1	1-2	2-2	1-0	0-1	1-1	2-0	-	-	-
Armstrong, R. DB	11-6	17	1-0	-	1-1	4-3	1-0	1-2	3-0	DNP	DNP	DNP	-	-
Vernon, O. DL	6-10	16	1-2	2-2	0-5	DNP	DNP	0-1	-	-	3-0	-	-	-
Holmes, J.	7-9	16	-	0-1	0-2	2-0	1-0	DNP	1-2	2-3	-	1-1	-	-
Regis, M. DL	5-10	15	1-0	0-2	0-3	2-0	1-2	1-1	0-1	0-1	-	-	-	-
Wesley, S. DE	8-4	12	1-0	2-0	2-0	-	DNP	1-0	1-2	0-1	1-0	0-1	-	-
Brown, A. LB	8-2	10	1-0	0-1	-	1-0	1-1	2-0	1-0	-	1-0	1-0	-	-
Nicholas, J. DB	3-7	10	2-2	-	1-5	DNP	DNP	DNP	DNP	DNP	DNP	DNP	-	-
Moncur, E. DL	4-6	10	DNP	1-2	0-1	2-3	1-0	DNP	-	DNP	DNP	DNP	-	-
Smith, A. DL	7-3	10	1-1	2-0	DNP	-	1-1	0-1	-	DNP	1-0	2-0	-	-
Uribe, A. K	4-3	7	DNP	-	-	-	1-1	2-1	1-1	DNP	DNP	DNP	-	-
Grant, C. DB	5-2	7	1-1	-	-	1-0	1-0	0-1	1-0	-	-	1-0	-	-
Berry, D.	4-1	5	1-0	1-1	-	-	-	1-0	-	-	1-0	-	-	-
Bosher, M.	4-0	4	2-0	-	-	1-0	-	-	-	-	-	-	-	1-0
Nelms, C. DB	3-1	4	-	-	DNP	1-0	-	1-1	-	-	1-0	-	-	-
Futch, J. LB	2-2	4	1-0	1-0	0-1	-	0-1	DNP	DNP	DNP	DNP	DNP	-	-
Holton, C. LB	2-2	4	DNP	-	-	0-2	2-0	-	-	-	-	-	-	-
Chambers, L.	2-1	3	-	0-1	DNP	DNP	1-0	-	-	1-0	-	DNP	-	-
Porter, C. DL	2-1	3	DNP	DNP	DNP	DNP	-	-	DNP	0-1	1-0	1-0	-	-
Lewis, J. DL	2-1	3	DNP	DNP	DNP	DNP	DNP	1-0	-	-	-	-	-	1-1
Calhoun, J.	0-2	2	-	-	-	-	-	0-1	0-1	-	-	-	-	-
Hill, R. DB	1-1	2	DNP	-	-	1-1	DNP	DNP	DNP	DNP	DNP	DNP	-	-
McGee, B.	0-2	2	-	0-1	DNP	DNP	-	-	-	-	-	-	-	0-1

INTERCEPTIONS	Total	FSU	GT	VT	OKLA	FAMU	UCF	CLEMSON	WAKE	UVA	UNC	DUKE	USF
Phillips, R. DB	1-0	1-0	-	-	-	-	-	1-0	-	-	-	-	-
Harris, B. DB	1-0	-	-	-	-	1-0	-	-	-	-	-	-	-
McCarthy, C., LB	1-0	-	-	-	-	-	1-9	-	-	-	-	-	-
Van Dyke, D., DB	1- -5	-	-	-	-	-	-	1- -5	-	-	-	-	-
Regis, M., DL	1-2	-	-	-	-	-	-	-	-	1-2	-	-	-

2009 TEAM GAME HIGHS

INDIVIDUAL GAME HIGHS

Rushes	18	Graig Cooper vs Virginia (Nov 07, 2009)
Yards Rushing	162	Damien Berry vs Florida A&M (Oct 10, 2009)
TD Rushes	2	Damien Berry vs Virginia (Nov 07, 2009)
Long Rush	70	Graig Cooper vs Virginia (Nov 07, 2009)
Pass attempts	50	Jacory Harris at North Carolina (Nov 14, 2009)
Pass completions	28	Jacory Harris at North Carolina (Nov 14, 2009)
Yards Passing	386	Jacory Harris at Florida State (Sep 07, 2009)
TD Passes	3	Jacory Harris vs Georgia Tech (Sep 17, 2009)
		Jacory Harris vs Oklahoma (Oct 03, 2009)
		Jacory Harris at Wake Forest (Oct 31, 2009)
Long Pass	69	Jacory Harris vs Clemson (Oct 24, 2009)
Receptions	7	Graig Cooper at North Carolina (Nov 14, 2009)
		Leonard Hankerson at North Carolina (Nov 14, 2009)
Yards Receiving	128	Travis Benjamin at Florida State (Sep 07, 2009)
TD Receptions	1	Graig Cooper at Florida State (Sep 07, 2009)
		Travis Benjamin at Florida State (Sep 07, 2009)
		Dedrick Epps vs Georgia Tech (Sep 17, 2009)
		LaRon Byrd vs Georgia Tech (Sep 17, 2009)
		Jimmy Graham vs Georgia Tech (Sep 17, 2009)
		Travis Benjamin vs Oklahoma (Oct 03, 2009)
		Dedrick Epps vs Oklahoma (Oct 03, 2009)
		Jimmy Graham vs Oklahoma (Oct 03, 2009)
		Jimmy Graham vs Florida A&M (Oct 10, 2009)
		Leonard Hankerson vs Florida A&M (Oct 10, 2009)
		Leonard Hankerson at UCF (Oct 17, 2009)
		Leonard Hankerson vs Clemson (Oct 24, 2009)
		Travis Benjamin vs Clemson (Oct 24, 2009)
		Travis Benjamin at Wake Forest (Oct 31, 2009)
		Aldarius Johnson at Wake Forest (Oct 31, 2009)
		Tervanis Johnson at Wake Forest (Oct 31, 2009)
		Jimmy Graham vs Virginia (Nov 07, 2009)
		Kendal Thompkins vs Virginia (Nov 07, 2009)
		Leonard Hankerson vs Virginia (Nov 07, 2009)
		Jimmy Graham at North Carolina (Nov 14, 2009)
Long Reception	69	Travis Benjamin vs Clemson (Oct 24, 2009)
Field Goals	3	Matt Boshier vs Clemson (Oct 24, 2009)
Long Field Goal	51	Matt Boshier vs Clemson (Oct 24, 2009)
Punts	9	Matt Boshier at Wake Forest (Oct 31, 2009)
Punting Avg	47.5	Matt Boshier vs Florida A&M (Oct 10, 2009)
Long Punt	59	Matt Boshier vs Florida A&M (Oct 10, 2009)
Long Punt Return	61	Thearon Collier vs Florida A&M (Oct 10, 2009)
Long Kickoff Return	63	Graig Cooper at Florida State (Sep 07, 2009)
Tackles	13	Colin McCarthy at Virginia Tech (Sep 26, 2009)
		Colin McCarthy at North Carolina (Nov 14, 2009)
Sacks	2.0	Sean Spence at UCF (Oct 17, 2009)
		Allen Bailey vs Clemson (Oct 24, 2009)
		Allen Bailey at Wake Forest (Oct 31, 2009)
Tackles For Loss	3.5	Joe Joseph vs Florida A&M (Oct 10, 2009)
Interceptions	1	Randy Phillips at Florida State (Sep 07, 2009)
		Brandon Harris vs Florida A&M (Oct 10, 2009)
		Colin McCarthy at UCF (Oct 17, 2009)
		Randy Phillips vs Clemson (Oct 24, 2009)
		Demarcus Van Dyke at Wake Forest (Oct 31, 2009)
		Micanor Regis vs Virginia (Nov 07, 2009)

TEAM GAME HIGHS




Rushes	49	vs Virginia (Nov 07, 2009)
Yards Rushing	268	vs Virginia (Nov 07, 2009)
Yards Per Rush	5.7	vs Florida A&M (Oct 10, 2009)
TD Rushes	3	at Florida State (Sep 07, 2009)
		vs Florida A&M (Oct 10, 2009)
		vs Virginia (Nov 07, 2009)
Pass attempts	51	at North Carolina (Nov 14, 2009)
Pass completions	28	at North Carolina (Nov 14, 2009)
Yards Passing	386	at Florida State (Sep 07, 2009)
Yards Per Pass	11.4	at Florida State (Sep 07, 2009)
TD Passes	3	vs Georgia Tech (Sep 17, 2009)
		vs Oklahoma (Oct 03, 2009)
		at Wake Forest (Oct 31, 2009)
		vs Virginia (Nov 07, 2009)
Total Plays	83	vs Virginia (Nov 07, 2009)
Total Offense	515	vs Virginia (Nov 07, 2009)
Yards Per Play	7.4	at Florida State (Sep 07, 2009)
Points	52	vs Virginia (Nov 07, 2009)
Sacks By	3	vs Oklahoma (Oct 03, 2009)
		vs Florida A&M (Oct 10, 2009)
First Downs	27	vs Virginia (Nov 07, 2009)
Penalties	12	vs Oklahoma (Oct 03, 2009)
Penalty Yards	115	vs Oklahoma (Oct 03, 2009)
Turnovers	4	vs Clemson (Oct 24, 2009)
		at North Carolina (Nov 14, 2009)
Interceptions By	1	at Florida State (Sep 07, 2009)
		vs Florida A&M (Oct 10, 2009)
		at UCF (Oct 17, 2009)
		vs Clemson (Oct 24, 2009)
		at Wake Forest (Oct 31, 2009)
		vs Virginia (Nov 07, 2009)

OPPONENT INDIVIDUAL GAME HIGHS

Rushes	34	Williams, R, at Virginia Tech (Sep 26, 2009)
Yards Rushing	150	Williams, R, at Virginia Tech (Sep 26, 2009)
TD Rushes	2	Williams, R, at Virginia Tech (Sep 26, 2009)
Long Rush	48	Brown, Chris, vs Oklahoma (Oct 03, 2009)
		Spiller, C, vs Clemson (Oct 24, 2009)
Pass attempts	43	Skinner, R, at Wake Forest (Oct 31, 2009)
Pass completions	29	Skinner, R, at Wake Forest (Oct 31, 2009)
Yards Passing	349	Skinner, R, at Wake Forest (Oct 31, 2009)
TD Passes	3	Parker, K, vs Clemson (Oct 24, 2009)
Long Pass	56	Nesbitt, J., vs Georgia Tech (Sep 17, 2009)
		Parker, K, vs Clemson (Oct 24, 2009)
Receptions	12	Brown, D, at Wake Forest (Oct 31, 2009)
Yards Receiving	133	Thomas, D., vs Georgia Tech (Sep 17, 2009)
TD Receptions	1	Easterling, T, at Florida State (Sep 07, 2009)
		Piurowski, C, at Florida State (Sep 07, 2009)
		Thomas, D., vs Georgia Tech (Sep 17, 2009)
		Boykin, J, at Virginia Tech (Sep 26, 2009)
		Kenney, Cameron, vs Oklahoma (Oct 03, 2009)
		ROSS, Rocky, at UCF (Oct 17, 2009)
		Spiller, C, vs Clemson (Oct 24, 2009)
		Palmer, M, vs Clemson (Oct 24, 2009)
		Ford, J, vs Clemson (Oct 24, 2009)
		Givens, C, at Wake Forest (Oct 31, 2009)
		Bohanon, T, at Wake Forest (Oct 31, 2009)
		Little, G, at North Carolina (Nov 14, 2009)
Long Reception	56	Thomas, D., vs Georgia Tech (Sep 17, 2009)
		Spiller, C, vs Clemson (Oct 24, 2009)
Field Goals	4	Barth, C, at North Carolina (Nov 14, 2009)
Long Field Goal	52	Hopkins, D, at Florida State (Sep 07, 2009)
Punts	7	HOLDREN, Brandon, vs Florida A&M (Oct 10, 2009)
		CLINGAN, Blake, at UCF (Oct 17, 2009)
Punting Avg	50.4	Way, Tress, vs Oklahoma (Oct 03, 2009)
Long Punt	71	Way, Tress, vs Oklahoma (Oct 03, 2009)
Long Punt Return	51	Franks, Dominiqu, vs Oklahoma (Oct 03, 2009)
Long Kickoff Return	90	Spiller, C, vs Clemson (Oct 24, 2009)
Tackles	15	Childs, D, vs Virginia (Nov 07, 2009)
Sacks	3.0	Beal, Jeremy, vs Oklahoma (Oct 03, 2009)
Tackles For Loss	3.5	HOGUE, Cory, at UCF (Oct 17, 2009)
Interceptions	3	Burney, K, at North Carolina (Nov 14, 2009)

OPPONENT TEAM GAME HIGHS

Rushes	55	at Virginia Tech (Sep 26, 2009)
Yards Rushing	272	at Virginia Tech (Sep 26, 2009)
Yards Per Rush	4.9	at Virginia Tech (Sep 26, 2009)
TD Rushes	2	at Virginia Tech (Sep 26, 2009)
Pass attempts	53	at Wake Forest (Oct 31, 2009)
Pass completions	35	at Wake Forest (Oct 31, 2009)
Yards Passing	408	at Wake Forest (Oct 31, 2009)
Yards Per Pass	10.9	at Virginia Tech (Sep 26, 2009)
TD Passes	3	vs Clemson (Oct 24, 2009)
Total Plays	86	at Wake Forest (Oct 31, 2009)
Total Offense	555	at Wake Forest (Oct 31, 2009)
Yards Per Play	6.5	at Wake Forest (Oct 31, 2009)
Points	40	vs Clemson (Oct 24, 2009)
Sacks By	6	at UCF (Oct 17, 2009)
First Downs	33	at Wake Forest (Oct 31, 2009)
Penalties	8	vs Georgia Tech (Sep 17, 2009)
		at Wake Forest (Oct 31, 2009)
Penalty Yards	79	vs Oklahoma (Oct 03, 2009)
Turnovers	4	at Wake Forest (Oct 31, 2009)
Interceptions By	4	at North Carolina (Nov 14, 2009)

**MIAMI HURRICANES**      **FLORIDA STATE SEMINOLES**

**38**                              **34**

**MONDAY, SEPT. 7, 2009 - DOAK CAMPBELL STADIUM**

Tallahassee, Fla. (AP) - Sophomore quarterback Jacory Harris threw for 386 yards - including a 40-yard pass over double coverage to Travis Benjamin, setting up Graig Cooper's 3-yard touchdown run with 1:53 left - and led the Hurricanes past No. 18 Florida State 38-34 in a wild, back-and-forth game on Labor Day night.

Florida State got to the Miami 2 with 14 seconds left. But Christian Ponder threw three straight incompletions, the last coming on a ball that Jarmon Fortson nearly caught in the end zone on the game's final play, and Miami escaped.

Harris completed 21 of 34 passes for two touchdowns and two interceptions. He got hurt on the second of those turnovers; Harris was drilled by blitzing cornerback Greg Reid and his throw on that play resulted in nothing more than a pop fly that Markus White ran back 31 yards for a 31-24 Florida State lead with 11:45 remaining.

Harris connected with Cooper for a 24-yard score to tie the game at 31, and after Florida State took the lead again on Dustin Hopkins' 45-yard field goal with 4:11 left, the 'Canes went back to work. They went 59 yards in six plays, Harris' perfect lob to Benjamin accounting for most of them, and Cooper plowed in for the go-ahead score.

Score by Quarters	1	2	3	4	Score
Miami (Fla.)	7	7	3	21	38
Florida State	7	3	13	11	34

**SCORING SUMMARY:**

Qtr	Time	Team	Scoring play	Conversion	Plays-Yds	TOP	UM	FSU
1st	12:02	UM	Travis Benjamin 39 yd pass from Jacory Harris (Matt Bosher kick)		6-66	2:58	7	0
	04:55	FS	Piurowski, C 10 yd pass from Ponder, C (Hopkins, D kick)		13-67	7:03	7	7
2nd	02:50	FS	Hopkins, D 52 yd field goal		9-64	4:28	7	10
	00:42	UM	Javaris James 6 yd run (Matt Bosher kick)		7-75	2:00	14	10
3rd	12:01	FS	Ponder, C 9 yd run (Hopkins, D kick failed)		6-46	2:51	14	16
	04:57	FS	Easterling, T 21 yd pass from Ponder, C (Hopkins, D kick)		7-82	3:05	14	23
	03:12	UM	Matt Bosher 18 yd field goal		5-28	1:34	17	23
4th	13:43	UM	Jacory Harris 1 yd run (Matt Bosher kick)		5-61	2:45	24	23
	11:45	FS	White, M 31 yd interception return (Goodman, R pass from Ponder, C)				24	31
	07:14	UM	Graig Cooper 24 yd pass from Jacory Harris (Matt Bosher kick)		10-73	4:19	31	31
	04:11	FS	Hopkins, D 45 yd field goal		7-43	3:00	31	34
	01:53	UM	Graig Cooper 3 yd run (Matt Bosher kick)		6-59	2:12	38	34

Attendance: 81077

**TEAM STATISTICS**




	UM	FSU
FIRST DOWNS	22	21
RUSHES-YARDS (NET)	30-90	30-110
PASSING YDS (NET)	386	294
Passes Att-Comp-Int	34-21-2	41-24-1
TOTAL OFFENSE PLAYS-YARDS	64-476	71-404
Fumble Returns-Yards	0-0	0-0
Punt Returns-Yards	3-7	0-0
Kickoff Returns-Yards	6-181	7-129
Interception Returns-Yards	1-0	2-31
Punts (Number-Avg)	4-41.2	4-39.5
Fumbles-Lost	0-0	1-1
Penalties-Yards	9-74	5-35
Possession Time	28:35	31:25
Third-Down Conversions	5 of 13	6 of 15
Fourth-Down Conversions	1 of 1	1 of 1
Red-Zone Scores-Chances	4-4	2-3
Sacks By: Number-Yards	2-17	1-8

**INDIVIDUAL STATISTICS**

**RUSHING:** Miami (Fla.)-Javaris James 11-36; Graig Cooper 7-31; Thearon, Collier 2-13; Lee Chambers 5-10; Travis Benjamin 1-5; TEAM 1-minus 2; Jacory Harris 3-minus 3. Florida State Jones, T 14-59; Ponder, C 8-28; Givens, L 1-13; Thomas, J 7-10.

**PASSING:** Miami (Fla.)-Jacory Harris 21-34-2-386. Florida State-Ponder, C 24-41-1-294.

**RECEIVING:** Miami (Fla.)-Travis Benjamin 4-128; Leonard Hankerson 4-72; Aldarius Johnson 3-48; Javaris James 3-35; Dedrick Epps 2-46; Thearon, Collier 2-28; Graig Cooper 2-24; Mike James 1-5. Florida State-Goodman, R 5-82; Reed, B 5-63; Fortson, J 3-53; Piurowski, C 3-33; Owens, R 3-31; Easterling, T 2-21; Thomas, J 2-7; Reliford, B 1-4.

**MIAMI HURRICANES**      **GEORGIA TECH YELLOW JACKETS**

**33**                              **17**

**THURSDAY, SEPT. 17, 2009 - LAND SHARK STADIUM**

Miami Gardens, Fla. (AP) - Miami quarterback Jacory Harris raised some eyebrows this week when he suggested the Hurricanes' offense couldn't be stopped. Georgia Tech did nothing to disprove that theory. Cool and in control throughout, Harris completed 20 of 25 passes for 270 yards and three touchdowns, and the 20th-ranked Hurricanes put an emphatic end to a four-game losing streak against No. 14 Georgia Tech with a 33-17 victory Thursday night.

Miami (2-0, 2-0 Atlantic Coast Conference) matched its best league start since 2004, outgained Georgia Tech 453-228 and set up a Coastal Division showdown at Virginia Tech on Sept. 26. Graig Cooper ran for 93 yards, Javaris James rushed for 72 more and a touchdown, and LaRon Byrd caught five passes for 83 yards and another score. Georgia Tech (2-1, 1-1) blew Miami out a year ago, dooming the Hurricanes' conference title hopes by rushing for 472 yards. This time, Miami handled the triple option with relative ease, holding the Yellow Jackets to 95 yards rushing -- nearly half of those on the game's first drive.

Harris led Miami to scores on its first three possessions, the Hurricanes led 24-3 early in the third quarter after James scored from 3 yards out to cap a 60-yard, six-play drive, and the Hurricanes sauntered off celebrating their most significant win in years.

The Yellow Jackets ran for 45 yards on that drive--and managed only 42 more the rest of the half. Meanwhile, Harris was the picture of cool, setting the tone for the Miami sideline.

He used seven receivers in the first half alone, the Hurricanes scored on their first three possessions and the big-play capability that Miami flashed against Florida State continued, with nine gains of at least 10 yards in the opening two quarters. A 35-yard pass to Leonard Hankerson was immediately followed by a 40-yard toss to Byrd for Miami's first touchdown. Dedrick Epps caught a 13-yarder for a 14-3 lead early in the second quarter, and Matt Bosher connected on a 34-yard field goal with 5:45 left in the half.

Score by Quarters	1	2	3	4	Score
Georgia Tech	3	0	7	7	17
Miami (Fla.)	7	10	16	0	33

**SCORING SUMMARY:**

Qtr	Time	Team	Scoring play	Conversion	Plays-Yds	TOP	GT	UM
1st	08:09	GT	Blair,S. 32 yd field goal		13-45	6:51	3	0
	06:30	UM	LaRon Byrd 40 yd pass from Jacory Harris (Matt Bosher kick)		4-75	1:39	3	7
2nd	13:33	UM	Dedrick Epps 13 yd pass from Jacory Harris (Matt Bosher kick)		13-71	5:54	3	14
	05:45	UM	Matt Bosher 34 yd field goal		8-61	3:29	3	17
3rd	11:50	UM	Javaris James 3 yd run (Matt Bosher kick)		6-60	3:10	3	24
	08:07	GT	Allen,A. 3 yd run (Blair,S. kick)		7-60	3:43	10	24
	03:08	UM	Jimmy Graham 14 yd pass from Jacory Harris (Matt Bosher kick)		9-52	4:59	10	31
	00:32	UM	TEAM safety				10	33
4th	08:37	GT	Thomas,D. 56 yd pass from Nesbitt,J. (Blair,S. kick)		4-80	2:17	17	33

Attendance: 45329

**TEAM STATISTICS**

	GT	UM
FIRST DOWNS	12	21
RUSHES-YARDS (NET)	39-95	39-184
PASSING YDS (NET)	133	270
Passes Att-Comp-Int	15-6-0	25-20-0
TOTAL OFFENSE PLAYS-YARDS	54-228	64-454
Fumble Returns-Yards	0-0	0-0
Punt Returns-Yards	0-0	1-14
Kickoff Returns-Yards	4-111	4-119
Interception Returns-Yards	0-0	0-0
Punts (Number-Avg)	3-45.7	1-41.0
Fumbles-Lost	3-0	0-0
Penalties-Yards	8-44	9-74
Possession Time	26:25	33:35
Third-Down Conversions	6 of 14	8 of 13
Fourth-Down Conversions	0 of 2	0 of 0
Red-Zone Scores-Chances	2-3	4-6
Sacks By: Number-Yards	0-0	2-8

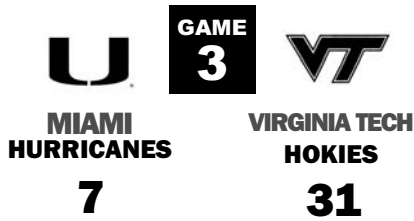
**INDIVIDUAL STATISTICS**

**RUSHING:** Georgia Tech-Allen,A. 6-42; Nesbitt,J. 14-29; Jones,R. 6-18; Wright, M. 3-7; Dwyer,J. 5-7; Cox,L. 2-6; Lyons,P. 1-6; Peeples,E. 1-3; Team 1-minus 23.

**Miami (Fla.)**-Graig Cooper 17-93; Javaris James 14-72; Travis Benjamin 1-13; Lee Chambers 2-12; Jacory Harris 1-0; TEAM 4-minus 6.

**PASSING:** Georgia Tech-Nesbitt,J. 6-15-0-133. Miami (Fla.)-Jacory Harris 20-25-0-270.

**RECEIVING:** Georgia Tech-Thomas,D. 6-133. Miami (Fla.)-LaRon Byrd 5-83; Dedrick Epps 3-37; Graig Cooper 3-32; Travis Benjamin 3-29; Javaris James 2-12; Leonard Hankerson 1-35; Jimmy Graham 1-14; Tervaris Johnson 1-14; Patrick Hill 1-14.



SATURDAY, SEPT. 26, 2009 - LANE STADIUM

Blacksburg, Va. (AP) - No. 11 Virginia Tech harassed Hurricane quarterback Jacory Harris en route to a 31-7 defeat of No. 9 Miami in a downpour. Miami, ranked in the top 10 for the first since 2005, had a chance to take a commanding lead in the ACC's Coastal Division. Instead, Virginia Tech (3-1, 1-0 Atlantic Coast Conference), Miami's third consecutive ranked opponent, cooled off the Hurricanes. Ryan Williams' 2-yard run 5:14 into the game capped an 11-yard drive for Virginia Tech. Harris finished 9-for-25 for 150 yards and was sacked three times.

Virginia Tech also took the wraps off Tyrod Taylor, and he combined with Williams for most of the Hokies 272 rushing yards on the rain-soaked turf at sold-out Lane Stadium. Williams ran for 150 yards, and Taylor finished with 75. From the start, it looked like the Hokies' day as a steady and chilling rain fell. Helped by a blocked punt that was returned for a touchdown, several fortunate bounces and one big defensive stop, the Hokies led 21-0 by halftime and Miami never threatened.

The Hokies muffed one punt early in the first quarter and had another glance off a player's leg deep in their own territory, but recovered both. They also botched a snap on a punt of their own, giving Miami possession at the Tech 23, but a false start penalty, a rush for a loss of 2 and a sack for minus-9 forced the Hurricanes to punt it away.

Harris and the Hurricanes did drive 46 yards in five plays for a touchdown just 1:43 into the third quarter, pulling them within 21-7. After Miami forced the Hokies to punt, they drove to the Virginia Tech 30 with a chance to make the quieting crowd really nervous.

Instead, with the help of two drops by Jimmy Graham, Miami faced a fourth-and-13 from the 33, went for it and Harris' 9-yard completion to Dedrick Epps came up four yards short. The Hokies then drove for Matt Waldron's 22-yard field goal and it was 24-7.

Score by Quarters	1	2	3	4	Score
Miami (Fla.)	0	0	7	0	7
Virginia Tech	14	7	3	7	31

SCORING SUMMARY:

Qtr	Time	Team	Scoring play	Conversion	Plays-Yds	TOP	UM	VT
1st	09:46	VT	Williams, R 2 yd run	(Waldron, M kick)	3-11	1:11	0	7
	04:46	VT	Boykin, J 48 yd pass from Taylor, T	(Waldron, M kick)	7-89	3:30	0	14
2nd	04:39	VT	Reidy, M 1 yd blocked punt return	(Waldron, M kick)				0 21
3rd	13:17	UM	Javarris James 1 yd run	(Matt Bosher kick)	5-46	1:43	7	21
	03:49	VT	Waldron, M 22 yd field goal		10-70	4:47	7	24
4th	12:16	VT	Williams, R 1 yd run	(Waldron, M kick)	5-25	2:21	7	31

Attendance: 66233

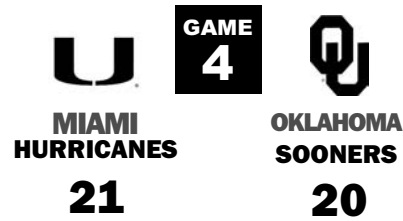
TEAM STATISTICS	UM	VT
FIRST DOWNS	12	17
RUSHES-YARDS (NET)	34-59	55-272
PASSING YDS (NET)	150	98
Passes Att-Comp-Int	25-9-1	9-4-0
TOTAL OFFENSE PLAYS-YARDS	59-209	64-370
Fumble Returns-Yards	0-0	1-4
Punt Returns-Yards	2-9	3-18
Kickoff Returns-Yards	5-99	2-28
Interception Returns-Yards	0-0	1-28
Punts (Number-Avg)	7-35.6	5-40.2
Fumbles-Lost	3-1	2-1
Penalties-Yards	5-45	6-49
Possession Time	26:40	33:20
Third-Down Conversions	1 of 11	5 of 14
Fourth-Down Conversions	1 of 3	0 of 2
Red-Zone Scores-Chances	1-2	3-4
Sacks By: Number-Yards	0-0	3-28

INDIVIDUAL STATISTICS

**RUSHING:** Miami (Fla.)- Graig Cooper 11-55; Javarris James 14-35; Mike James 4-3; Thearon, Collier 1-minus 6; Jacory Harris 4-minus 28. **Virginia Tech** -Williams, R 34-150; Taylor, T 10-75; Oglesby, J 4-48; Roberts, D 2-12; Wilson, D 4-9; Team 1-minus 22.

**PASSING:** Miami (Fla.)-Jacory Harris 9-25-1-150. **Virginia Tech** -Taylor, T 4-9-0-98.

**RECEIVING:** Miami (Fla.)-LaRon Byrd 4-58; Leonard Hankerson 3-79; Dedrick Epps 2-13. **Virginia Tech** -Williams, R 2-40; Boykin, J 1-48; Boone, G 1-10.



SATURDAY, OCT. 3, 2009 - LAND SHARK STADIUM

Miami Gardens, Fla. (AP) - Once Jacory Harris settled down and Miami's defense got rolling, the Hurricanes found the right combination for their biggest win in years.

And for Sam Bradford-less Oklahoma, it was just another frustrating trip to South Florida. Harris survived a shaky start to throw three touchdown passes, Javarris James ran for a career-high 150 yards against the nation's top rush defense, and No. 17 Miami knocked off No. 8 Oklahoma 21-20 - in what will join some games from the 1980s as another Hurricanes-Sooners classic. With Oklahoma's reigning Heisman Trophy-winning quarterback watching from the sideline, still out with a right shoulder injury, Miami (3-1) scored 21 straight points to take control.

Oklahoma led 10-0 early, significant because for nearly seven years, that's been automatic doom for Sooners foes. Oklahoma had won 40 straight when scoring at least the game's first 10 points, dating to Nov. 9, 2002.

Not this time.

This one almost certainly ended any Sooners national title hopes, too. Landry Jones threw for 188 yards and DeMarco Murray and Chris Brown combined to rush for 151 more for Oklahoma (2-2).

Score by Quarters	1	2	3	4	Score
Oklahoma	7	3	7	3	20
Miami (Fla.)	0	7	14	0	21

SCORING SUMMARY:

Qtr	Time	Team	Scoring play	Conversion	Plays-Yds	TOP	OU	UM
1st	10:34	OU	Kennedy, Cameron 16 yd pass from Jones, Landry(Stevens, Jimmy kick)		8-84	2:27	7	0
2nd	11:39	OU	Stevens, Jimmy 21 yd field goal		11-95	5:04	10	0
	08:20	UM	Jimmy Graham 18 yd pass from Jacory Harris (Matt Bosher kick)		6-91	3:19	10	7
3rd	14:21	UM	Dedrick Epps 11 yd pass from Jacory Harris (Matt Bosher kick)		1-11	0:05	10	14
	06:54	UM	Travis Benjamin 38 yd pass from Jacory Harris (Matt Bosher kick)		8-73	3:40	10	21
	03:43	OU	Murray, DeMarco 2 yd run (Stevens, Jimmy kick)		9-81	3:11	17	21
4th	04:18	OU	Stevens, Jimmy 39 yd field goal		8-26	3:43	20	21

Attendance: 66233


TEAM STATISTICS	OU	UM
FIRST DOWNS	21	21
RUSHES-YARDS (NET)	42-153	32-140
PASSING YDS (NET)	188	202
Passes Att-Comp-Int	30-18-0	28-19-2
TOTAL OFFENSE PLAYS-YARDS	72-341	60-342
Fumble Returns-Yards	0-0	0-0
Punt Returns-Yards	1-51	2-3
Kickoff Returns-Yards	4-69	5-114
Interception Returns-Yards	2-12	0-0
Punts (Number-Avg)	5-50.4	5-45.8
Fumbles-Lost	2-1	1-0
Penalties-Yards	7-79	12-115
Possession Time	29:17	30:43
Third-Down Conversions	5 of 15	8 of 13
Fourth-Down Conversions	1 of 2	0 of 0
Red-Zone Scores-Chances	3-3	2-3
Sacks By: Number-Yards	4-32	3-17

INDIVIDUAL STATISTICS


**RUSHING:** Oklahoma-Murray, DeMarco 23-80; Brown, Chris 11-71; Madu, Mossis 3-17;Whitson, Carter 1-2; Jones, Landry 4-minus 17. **Miami (Fla.)**-Javarris James 15-150; Graig Cooper 8-21; Mike James 1-3; Travis Benjamin 1-1; TEAM 3-minus 5; Jacory Harris 4-minus 30.

**PASSING:** Oklahoma-Jones, Landry 18-30-0-188. **Miami (Fla.)**-Jacory Harris 19-28-2-202.

**RECEIVING:** Oklahoma-Kennedy, Cameron 6-72; Caleb, Brandon 4-26; Murray, DeMarco 2-21; Madu, Mossis 2-10; Broyles, Ryan 1-37; Tennell, Adron 1-9; Eldridge, Brody 1-9; Hanna, James 1-4. **Miami (Fla.)**-Aldarius Johnson 4-45; Travis Benjamin 3-61; Dedrick Epps 3-38; LaRon Byrd 2-12; Jimmy Graham 1-18; Tervaris Johnson 1-10; Mike James 1-7; Javarris James 1-4; Thearon, Collier 1-3; Graig Cooper 1-3; Leonard Hankerson 1-1.



**MIAMI HURRICANES**  
**48**



**FLORIDA A&M RATTLERS**  
**16**

**SATURDAY, OCT. 10, 2009 - LAND SHARK STADIUM**

Miami Gardens, Fla. (AP) - Already trailing the Miami Hurricanes by three touchdowns, Florida A&M tried lining up on defense with 13 players.

That didn't work either. The referee threw a flag and sent two Rattlers to the sideline, and four plays later the Hurricanes scored another touchdown en route to a 48-16 victory. Jacory Harris led No. 11 Miami to 31 points playing only the first half, and the Hurricanes (4-1) made the most of the mismatch facing an unranked team for the first time this season. Florida A&M (4-1) lost to Miami for the seventh time in a row.

Fourth-string Hurricanes halfback Damien Berry, a former safety, carried for the first time in his career and gained 162 yards in 14 attempts, including a 35-yard touchdown. Two long kick returns helped Miami take a 17-3 lead after 14 minutes, and Thearon Collier scored on a 61-yard punt runback in the second half. Harris went 16 for 24 for 217 yards, including touchdown passes of 5 and 7 yards. In the first half the Hurricanes totaled 303 yards and built a 31-3 lead, moving the ball so effectively an official had to stop the clock when the sideline chains broke. Harris was intercepted twice, once in the end zone, but Miami didn't punt until he was replaced by A.J. Highsmith. The true freshman made his college debut to start the second half and went 3 for 3 for 38 yards while directing two scoring drives. Six Hurricanes scored a touchdown apiece, and 12 caught at least one pass. Florida A&M's Curtis Pulley threw for 144 yards, ran for 81 and scored on a 26-yard run. Pulley completed a 27-yard pass to Adrian Smith on the first play from scrimmage, and the Rattlers moved 59 yards before settling for a field goal.

Score by Quarters	1	2	3	4	Score
Florida A&M	3	0	10	3	16
Miami (Fla.)	17	14	10	7	48

**SCORING SUMMARY:**

Qtr	Time	Team	Scoring play	Conversion	Plays-Yds	TOP	FAMU	UM
1st	10:16	FAMU	SCOTT,Trevor 32 yd field goal		9-59	4:44	3	0
	08:13	UM	Hankerson 5 yd pass from Jacory Harris	(Matt Boshier kick)	6-55	2:03	3	7
	05:34	UM	Matt Boshier 20 yd field goal		5-23	1:31	3	10
	01:19	UM	Jimmy Graham 7 yd pass from Jacory Harris	(Matt Boshier kick)	4-37	1:14	3	17
2nd	11:56	UM	Mike James 5 yd run	(Matt Boshier kick)	6-75	1:44	3	24
	06:03	UM	Lee Chambers 2 yd run	(Matt Boshier kick)	9-78	4:39	3	31
3rd	09:58	FAMU	SCOTT,Trevor 34 yd field goal		7-47	2:55	6	31
	05:12	UM	Thearon Collier 61 yd punt return	(Matt Boshier kick)			6	38
	03:40	FAMU	PULLEY,Curtis 26 yd run	(SCOTT,Trevor kick)	4-55	1:32	13	38
	01:23	UM	Matt Boshier 33 yd field goal		5-39	2:17	13	41
4th	10:33	FAMU	SCOTT,Trevor 21 yd field goal		12-66	5:50	16	41
	09:20	UM	Damien Berry 35 yd run	(Matt Boshier kick)	2-89	1:13	16	48

Attendance: 47859


TEAM STATISTICS	FAMU	UM
FIRST DOWNS	14	24
RUSHES-YARDS (NET)	35-118	38-215
PASSING YDS (NET)	144	255
Passes Att-Comp-Int	25-10-1	27-19-2
TOTAL OFFENSE PLAYS-YARDS	60-262	65-470
Fumble Returns-Yards	0-0	0-0
Punt Returns-Yards	-1-15	7-114
Kickoff Returns-Yards	9-191	4-115
Interception Returns-Yards	2-54	1-0
Punts (Number-Avg)	7-36.6	2-47.5
Fumbles-Lost	1-0	1-0
Penalties-Yards	7-68	5-26
Possession Time	30:55	29:05
Third-Down Conversions	4 of 14	5 of 13
Fourth-Down Conversions	0 of 0	1 of 2
Red-Zone Scores-Chances	3-3	6-8
Sacks By: Number-Yards	2-9	3-20

**INDIVIDUAL STATISTICS**


**RUSHING:** Florida A&M-PULLEY,Curtis 17-81; SYLVESTER,Phili 12-24; HENRY,Demitric 4-12; BENSON,Mykel 1-1; ROCKER,Eddie 1-0. **Miami (Fla.)**-Damien Berry 14-162; Lee Chambers 16-38; Mike James 4-14; John Calhoun 1-6; Javarris James 1-4; A.J. Highsmith 1-minus 2; Jacory Harris 1-minus 7.

**PASSING:** Florida A&M-PULLEY,Curtis 10-25-1-144. **Miami (Fla.)**-Jacory Harris 16-24-2-217; A.J. Highsmith 3-3-0-38.

**RECEIVING:** Florida A&M-ELLIOTT,Kevin 3-57; SMITH,Adrian 3-55; HENRY,Demitric 2-31; PURCELL,Max 1-6; SYLVESTER,Phili 1-minus 5. **Miami (Fla.)**-Tommy Streeter 3-55; Mike James 3-26; Leonard Hankerson 2-42; Aldarius Johnson 2-31; LaRon Byrd 2-20; Thearon Collier 1-28; Kendal Thompkins 1-18; Travis Benjamin 1-16; Jimmy Graham 1-7; Damien Berry 1-5; John Calhoun 1-4; Javarris James 1-3.



**MIAMI HURRICANES**  
**27**



**UCF KNIGHTS**  
**7**

**SATURDAY, OCT. 17, 2009 - BRIGHT HOUSE NETWORKS STADIUM**

Orlando, Fla. (AP) - By the end, about 5,000 fans were all that remained from the biggest crowd ever to see a game in Central Florida's stadium. Seemed like all of them were from Miami. Jacory Harris survived six sacks to complete 20 of 26 passes for 293 yards and a touchdown, Javarris James rushed for another score on the way to topping the 2,000-yard mark for his career, and No. 9 Miami methodically pulled away to beat Central Florida 27-7 on Saturday night. Damien Berry added a fourth-quarter touchdown run for the Hurricanes (5-1), who matched their best start since 2005. Brett Hodges threw for 163 yards for UCF (3-3), but the team's top rusher - Brynn Harvey, who was coming off a 219-yard effort against Memphis - was held to 25 yards on 12 carries.

UCF had chances, none better than getting the ball at the Miami 2 midway through the third quarter after a snap sailed over Miami punter Matt Boshier's head. Boshier retreated and kicked the ball soccer-style out of the end zone, which turned out to be brilliant. On third-and-goal from the 6, Jared Campbell got to Hodges just as his arm was going forward, the easy pop fly was intercepted by Miami linebacker Colin McCarthy, and the Hurricanes knew they just dodged a bullet.

Boshier kicked a 46-yard field goal on the ensuing drive, putting Miami up 20-7.

James finished with 65 yards on 17 carries, giving him 2,032 for his career. He's seventh all-time at Miami but still No. 2 in the family; cousin Edgerrin James rushed for 2,960, topped only by Otis Anderson's 3,331.

Score by Quarters	1	2	3	4	Score
Miami (Fla.)	7	3	10	7	27
UCF	0	0	7	0	7

**SCORING SUMMARY:**

Qtr	Time	Team	Scoring play	Conversion	Plays-Yds	TOP	UM	UCF
1st	01:46	UM	Leonard Hankerson 23 yd pass from J. Harris	(Matt Boshier kick)	8-80	3:44	7	0
2nd	09:47	UM	Matt Boshier 31 yd field goal		9-35	3:55	10	0
3rd	13:18	UM	Javarris James 5 yd run	(Matt Boshier kick)	3-51	0:43	17	0
	09:15	UCF	ROSS, Rocky 8 yd pass from HODGES, Brett	(CATTOL, Nick kick)	9-80	3:59	17	7
	01:56	UM	Matt Boshier 46 yd field goal		8-52	4:15	20	7
4th	10:46	UM	Damien Berry 3 yd run	(Matt Boshier kick)	9-61	4:40	27	7

Attendance: 48453


TEAM STATISTICS	UM	UCF
FIRST DOWNS	26	11
RUSHES-YARDS (NET)	46-70	24-53
PASSING YDS (NET)	293	176
Passes Att-Comp-Int	27-20-0	31-13-1
TOTAL OFFENSE PLAYS-YARDS	73-363	55-229
Fumble Returns-Yards	0-0	0-0
Punt Returns-Yards	2-19	1-2
Kickoff Returns-Yards	2-26	6-126
Interception Returns-Yards	1-9	0-0
Punts (Number-Avg)	4-33.2	7-35.4
Fumbles-Lost	1-0	1-0
Penalties-Yards	6-32	3-30
Possession Time	37:13	22:47
Third-Down Conversions	6 of 13	6 of 15
Fourth-Down Conversions	0 of 1	0 of 0
Red-Zone Scores-Chances	3-3	1-3
Sacks By: Number-Yards	2-20	6-41

**INDIVIDUAL STATISTICS**


**RUSHING:** Miami (Fla.) -Javarris James 17-65; Damien Berry 14-60; Lee Chambers 3-15; Mike James 1-1; Travis Benjamin 2-minus 2; Jacory Harris 7-minus 34; TEAM 2-minus 35. **UCF** -HARVEY, Brynn 12-25; MCDUFFIE, Q. 3-21; GUYTON, A.J. 1-14; NEWSOME, Jamar 2-5; WEAVER, Ronnie 2-5; CALABRESE, Rob 1-1; HODGES, Brett 3-minus 18.

**PASSING:** Miami (Fla.) -Jacory Harris 20-26-0-293; Graig Cooper 0-1-0-0. **UCF** -HODGES, Brett 12-27-1-163; CALABRESE, Rob 1-4-0-13.

**RECEIVING:** Miami (Fla.) -LaRon Byrd 5-85; Leonard Hankerson 4-64; Travis Benjamin 4-46; Jimmy Graham 2-42; Thearon Collier 1-28; Tommy Streeter 1-12; Mike James 1-9; Dedrick Epps 1-5; Damien Berry 1-2. **UCF**-NEWSOME, Jamar 3-56; KAY, Ricky 2-28; GIOVANETTI, B. 2-23; ROSS, Rocky 2-12; AIKEN, Kamar 1-35; KELLY, Brendan 1-13; WATTERS, Brian 1-11; HARVEY, Brynn 1-minus 2.



**MIAMI HURRICANES**  
**37**



**CLEMSON TIGERS**  
**40**

**SATURDAY, OCT. 24, 2009 - LAND SHARK STADIUM**

Miami Gardens, Fla. (AP) - Kyle Parker threw a 26-yard touchdown pass to Jacoby Ford in overtime, giving Clemson a 40-37 win over No. 8 Miami on Saturday night.

Matt Boshier kicked a 22-yard field goal on Miami's overtime possession, but on third-and-11, Parker's third TD pass of the night gave the Tigers (4-3, 3-2 Atlantic Coast Conference) their first win over a ranked opponent in nine games -- and dealt Miami's ACC hopes a serious blow. C.J. Spiller had a 90-yard kickoff return and a school-record 310 all-purpose yards for Clemson.

Jacory Harris threw for two touchdowns for Miami (5-2, 2-2), but also threw three interceptions.

Since the start of the 1985 season, Miami is 136-2 when scoring 34 or more points.

The Hurricanes could have had fourth-and-goal from inside the Clemson 1 in OT after the Tigers were offside on Boshier's third field goal of the game. But they kept the points on the board, turning it over to the defense.

And Parker--who picked apart the middle of the field all day--found Ford, a South Florida native, for the winning score. Parker finished 25 of 37 for 326 yards.

It was the third meeting of these teams since Miami joined the ACC; all three went to overtime, and all three have been won by the road team.

Score by Quarters	1	2	3	4	OT	Score
Clemson	0	14	10	10	6	40
Miami (Fla.)	0	10	14	10	3	37

**SCORING SUMMARY:**

Qtr	Time	Team	Scoring play	Conversion	Plays-Yds	TOP	CU	UM
2nd	13:54	UM	Matt Boshier 49 yd field goal		8-33	4:21	0	3
	05:21	CU	Palmer, M 15 yd pass from Parker, K (Jackson, R kick)		11-72	4:12	7	3
	00:57	UM	Damien Berry 23 yd ru/n (Matt Boshier kick)		10-80	4:24	7	10
	00:46	CU	Spiller, C 90 yd kickoff return (Jackson, R kick)				14	10
3rd	10:52	UM	Leonard Hankerson 5 yd pass from J. Harris (Matt Boshier kick)		9-80	4:08	14	17
	05:49	CU	Spiller, C 56 yd pass from Parker, K (Jackson, R kick)		3-73	1:21	21	17
	04:43	UM	Marcus Robinson 53 yd fumble recovery (Matt Boshier kick)				21	24
	00:44	CU	Jackson, R 43 yd field goal		10-48	3:59	24	24
4th	11:42	UM	Matt Boshier 51 yd field goal		8-46	4:02	24	27
	09:40	CU	McDaniel, D 23 yd interception return (Jackson, R kick)				31	27
	09:20	UM	Travis Benjamin 69 yd pass from Jacory Harris (Matt Boshier kick)		1-69	0:20	31	34
	00:05	CU	Jackson, R 30 yd field goal		10-47	3:18	34	34
OT	15:00	UM	Matt Boshier 22 yd field goal		8-0	0:00	34	37
	15:00	CU	Ford, J 26 yd pass from Parker, K		8-0	0:00	40	37

Attendance: 48453


TEAM STATISTICS	CU	UM
FIRST DOWNS	22	18
RUSHES-YARDS (NET)	34-84	35-177
PASSING YDS (NET)	326	256
Passes Att-Comp-Int	37-25-1	27-17-3
TOTAL OFFENSE PLAYS-YARDS	71-410	62-433
Fumble Returns-Yards	0-0	1-53
Punt Returns-Yards	0-0	1-3
Kickoff Returns-Yards	7-173	3-59
Interception Returns-Yards	3-50	1-0
Punts (Number-Avg)	3-45.3	3-46.3
Fumbles-Lost	3-2	2-1
Penalties-Yards	4-39	11-79
Possession Time	31:44	28:16
Third-Down Conversions	7 of 14	8 of 14
Fourth-Down Conversions	1 of 1	0 of 0
Red-Zone Scores-Chances	3-4	1-1
Sacks By: Number-Yards	3-19	2-38

**INDIVIDUAL STATISTICS**


**RUSHING:** Clemson-Spiller, C 14-81; Harper, J 6-19; Ford, J 2-16; Ellington, A 6-12; TEAM 1-minus 2; Parker, K 5-minus 42. **Miami (Fla.)**-Graig Cooper 17-99; Javarris James 6-56; Damien Berry 8-55; Travis Benjamin 1-minus 14; Jacory Harris 3-minus 19.

**PASSING:** Clemson-Parker, K 25-37-1-326. **Miami (Fla.)**-Jacory Harris 17-27-3-256.

**RECEIVING:** Clemson-Spiller, C 6-104; Palmer, M 5-74; Allen, D 4-36; Ellington, A 3-25; Ford, J 2-37; Ashe, T 2-26; Harper, J 2-9; Dye, X 1-15. **Miami (Fla.)**-Leonard Hankerson 5-87; Travis Benjamin 3-82; Thearon Collier 3-36; Dedrick Epps 2-27; LaRon Byrd 1-15; Jimmy Graham 1-8; Graig Cooper 1-4; Mike James 1-minus 3.



**MIAMI HURRICANES**  
**28**



**WAKE FOREST DEMON DEACONS**  
**27**

**SATURDAY, OCT. 31, 2009 - BB&T FIELD**

Winston-Salem, N.C. (AP) - Jacory Harris threw a 13-yard touchdown pass to Travis Benjamin with 1:08 left, and No. 18 Miami rallied to beat Wake Forest 28-27 on Saturday.

Harris threw for 330 yards and three touchdowns for the Hurricanes (6-2, 3-2 ACC), who trailed 27-14 going into the fourth quarter. Miami took advantage of a muffed punt to score a touchdown, then took its first lead when Harris directed an 82-yard scoring drive in the final minutes that ended with Benjamin's diving catch near the left pylon.

Riley Skinner threw for 349 yards and two touchdowns for the Demon Deacons (4-5, 2-3), but may have sustained a concussion when he took a hard hit on a keeper that ripped off his helmet with about 6 1/2 minutes left. The four-year starter sat out the rest of the game, watching backup Ryan McManus direct Wake Forest's desperate final drive.

Score by Quarters	1	2	3	4	Score
Miami (Fla.)	0	14	0	14	28
Wake Forest	10	10	7	0	27

**SCORING SUMMARY:**

Qtr	Time	Team	Scoring play	Conversion	Plays-Yds	TOP	UM	WF
1st	09:16	WF	Newman, J 23 yd field goal		9-78	4:10	0	3
	02:23	WF	Bohanon, T 3 yd pass from Skinner, R (Newman, J kick)		8-75	4:02	0	10
2nd	10:36	WF	Skinner, R 7 yd run (Newman, J kick)		10-80	4:55	0	17
	09:08	UM	Aldarius Johnson 35 yd pass from Jacory Harris (Matt Boshier kick)		5-67	1:28	7	17
	00:42	WF	Newman, J 42 yd field goal		8-49	2:30	7	20
	00:03	UM	Damien Berry 3 yd run (Matt Boshier kick)		5-64	0:39	14	20
3rd	05:38	WF	Givens, C 44 yd pass from Skinner, R (Newman, J kick)		9-77	2:29	14	27
4th	11:47	UM	Tervaris Johnson 2 yd pass from Jacory Harris (Matt Boshier kick)		1-2	0:06	21	27
	01:08	UM	Travis Benjamin 13 yd pass from Jacory Harris (Matt Boshier kick)		9-82	1:32	28	27

Attendance: 30011


TEAM STATISTICS	UM	WF
FIRST DOWNS	19	33
RUSHES-YARDS (NET)	21-26	33-147
PASSING YDS (NET)	330	408
Passes Att-Comp-Int	43-22-1	53-35-1
TOTAL OFFENSE PLAYS-YARDS	64-356	86-555
Fumble Returns-Yards	0-0	0-0
Punt Returns-Yards	0-0	1-12
Kickoff Returns-Yards	4-82	4-84
Interception Returns-Yards	1-5	1-0
Punts (Number-Avg)	9-43.0	4-41.2
Fumbles-Lost	1-0	3-3
Penalties-Yards	7-57	8-60
Possession Time	21:08	38:52
Third-Down Conversions	4 of 14	7 of 16
Fourth-Down Conversions	1 of 1	1 of 1
Red-Zone Scores-Chances	3-3	3-3
Sacks By: Number-Yards	2-9	5-49

**INDIVIDUAL STATISTICS**


**RUSHING:** Miami (Fla.) -Graig Cooper 6-27; Damien Berry 7-26; Travis Benjamin 1-10; Mike James 1-7; Jacory Harris 6-minus 44. **Wake Forest**-Adams, J 9-48; Skinner, R 7-43; Pendergrass, B 10-25; McManus, R 3-17; Williams, Marsh 1-7; Bohanon, T 2-4; Brown, D 1-3.

**PASSING:** Miami (Fla.) -Jacory Harris 22-43-1-330. **Wake Forest** -Skinner, R 29-43-1-349; McManus, R 5-9-0-42; Williams, Marsh 1-1-0-17.

**RECEIVING:** Miami (Fla.) -Leonard Hankerson 5-97; Thearon Collier 4-78; Travis Benjamin 4-50; Aldarius Johnson 3-74; LaRon Byrd 2-13; Mike James 1-12; Tervaris Johnson 1-2; Graig Cooper 1-2; Jimmy Graham 1-2. **Wake Forest**-Brown, D 12-101; Williams, Marsh 5-81; Adams, J 5-71; Rinfrette, M 4-44; Givens, C 3-60; Ford, C 3-18; Skinner, R 1-17; Pendergrass, B 1-13; Bohanon, T 1-3.



**MIAMI HURRICANES**  
**52**



**VIRGINIA CAVALIERS**  
**17**

**SATURDAY, NOV. 7, 2009 - LAND SHARK STADIUM**

**MIAMI GARDENS, Fla. (AP)** - A defense that couldn't stop anything a week ago was suddenly airtight. An oft-injured running back had the best game of his career. And a punt returner somehow evaded seven would-be tacklers on his way to a touchdown.

For No. 16 Miami, everything worked.

Graig Cooper rushed for a career-best 152 yards and a touchdown, Thearon Collier cut across the field for a remarkable 60-yard punt return touchdown and Miami eased past struggling Virginia 52-17 Saturday--finally averting a loss that hovered over the Hurricanes for two years.

Jacory Harris finished 18 of 31 for 232 yards with two TDs for the Hurricanes (7-2, 4-2). The 35-point margin of victory was Miami's biggest in an ACC game since beating Duke 52-7 in 2005.

Rashawn Jackson had a 34-yard rushing touchdown for Virginia (3-6, 2-3), which has lost 10 of 13 starting with an overtime defeat to Miami last season, a slide that's placed coach Al Groh's future at his alma mater in doubt.

The Cavaliers were outgained 515-149 and played without starting quarterback Jameel Sewell, who warmed up but was eventually ruled out with a shoulder injury.

Score by Quarters	1	2	3	4	Score
Virginia	10	7	0	0	17
Miami (Fla.)	17	7	14	14	52

**SCORING SUMMARY:**

Qtr	Time	Team	Scoring play	Conversion	Plays-Yds	TOP	UM	WF
1st	09:08	UM	Matt Boshier 42 yd field goal		9-27	4:17	0	3
	05:26	VA	Robert Randolph 34 yd field goal		4-2	1:12	3	3
	02:54	VA	Rashawn Jackson 34 yd run (Drew Jarrett kick)		3-45	1:05	10	3
	02:29	UM	Leonard Hankerson 35 yd pass from J.Harris (Matt Boshier kick)		2-51	0:25	10	10
	01:17	UM	Thearon Collier 60 yd punt return (Matt Boshier kick)				10	17
2nd	13:10	UM	Jimmy Graham 5 yd pass from Jacory Harris (Matt Boshier kick)		5-25	1:50	10	24
	02:28	VA	Bill Schautz 20 yd blocked punt return (Drew Jarrett kick)				17	24
3rd	10:14	UM	Damien Berry 2 yd run (Matt Boshier kick)		10-79	4:46	17	31
	00:27	UM	Damien Berry 1 yd run (Matt Boshier kick)		15-80	6:15	17	38
4th	11:33	UM	Graig Cooper 3 yd run (Matt Boshier kick)		5-90	2:28	17	45
	03:34	UM	Kendal Thompkins 15 yd pass from A.J. Highsmith (Matt Boshier kick)		4-20	1:28	17	52

Attendance: 48350

**TEAM STATISTICS**

	UVA	UM
FIRST DOWNS	10	27
RUSHES-YARDS (NET)	24-74	49-268
PASSING YDS (NET)	75	247
Passes Att-Comp-Int	29-11-1	34-19-1
TOTAL OFFENSE PLAYS-YARDS	53-149	83-515
Fumble Returns-Yards	0-0	0-0
Punt Returns-Yards	-1-35	2-57
Kickoff Returns-Yards	6-107	4-57
Interception Returns-Yards	1-49	1-2
Punts (Number-Avg)	9-35.1	2-6.0
Fumbles-Lost	0-0	0-0
Penalties-Yards	4-48	8-50
Possession Time	24:00	36:00
Third-Down Conversions	2 of 12	8 of 14
Fourth-Down Conversions	0 of 0	1 of 3
Red-Zone Scores-Chances	1-1	6-6
Sacks By: Number-Yards	2-25	2-27

**INDIVIDUAL STATISTICS**

**RUSHING:** Virginia-Rashawn Jackson 8-77; Mikell Simpson 7-14; Torrey Mack 4-12; Marc Verica 5-minus 29. **Miami (Fla.)**-Graig Cooper 18-152; Lee Chambers 10-67; Damien Berry 12-53; Mike James 4-18; Javarris James 1-3; Jacory Harris 4-minus 25.

**PASSING:** Virginia - Marc Verica 11-29-1-75. **Miami (Fla.)**-Jacory Harris 18-31-1-232; A.J. Highsmith 1-3-0-15.

**RECEIVING:** Virginia-Rashawn Jackson 3-3; Tim Smith 2-12; Mikell Simpson 2-6; Torrey Mack 1-16; Jared Green 1-15; Dontrelle Inman 1-13; Colter Phillips 1-10. **Miami (Fla.)**-LaRon Byrd 3-56; Leonard Hankerson 2-40; Tervaris Johnson 2-26; Dedrick Epps 2-24; Mike James 2-16; Travis Benjamin 1-16; Aldarius Johnson 1-16; Kendal Thompkins 1-15; Damien Berry 1-11; Javarris James 1-8; Lee Chambers 1-8; Graig Cooper 1-6; Jimmy Graham 1-5.



**MIAMI HURRICANES**  
**24**



**NORTH CAROLINA TAR HEELS**  
**33**

**SATURDAY, NOV. 14, 2009 - KENAN STADIUM**

**CHAPEL HILL, N.C. (AP)** - Kendric Burney returned one of his three interceptions for a 77-yard touchdown and his third pick resulted in a bizarre fourth-quarter score that helped North Carolina beat No. 12 Miami 33-24 on Saturday.

Burney fumbled his third interception on what looked to be a forward lateral, but Melvin Williams picked up the loose ball and ran the last 44 yards for a score. The touchdown held up on review after replays showed the ball slipping from Burney's hand, confirming a play that gave the Tar Heels (7-3, 3-3 Atlantic Coast Conference) a 30-17 lead with about 9 1/2 minutes left.

Casey Barth kicked four field goals, including the clincher with 1:57 left, to help North Carolina become bowl-eligible for the second straight year and give Butch Davis yet another win against his former program. It also was North Carolina's fifth consecutive win against ranked teams dating to last season.

It was quite a year for the Tar Heels to close their home schedule. Their defense, which came in ranked fifth in the nation, allowed 435 yards but harassed Jacory Harris into a career-high four interceptions - with three going to Burney to end drives deep in North Carolina territory.

Harris threw for 319 yards and a touchdown for the Hurricanes (7-3, 4-3), and Graig Cooper and Damien Berry each ran for scores. But they had to play catch-up almost the entire game, with North Carolina using Burney's long TD return to take a 20-7 halftime lead then getting a 32-yard field goal from Barth midway through the third.

Score by Quarters	1	2	3	4	Score
Miami (Fla.)	0	7	10	7	24
North Carolina	0	20	3	10	33

**SCORING SUMMARY:**

Qtr	Time	Team	Scoring play	Conversion	Plays-Yds	TOP	UM	WF
2nd	14:12	NC	Little, G 29 yd pass from Yates, T (Barth, C kick)		7-80	3:50	0	7
	11:44	UM	Damien Berry 1 yd run (Matt Boshier kick)		5-72	2:23	7	7
	08:21	NC	Barth, C 22 yd field goal		9-54	3:16	7	10
	04:05	NC	Barth, C 42 yd field goal		7-20	2:40	7	13
	00:56	NC	Burney, K 77 yd interception return (Barth, C kick)				7	20
3rd	08:47	NC	Barth, C 32 yd field goal		13-71	5:11	7	23
	05:19	UM	Matt Boshier 39 yd field goal		9-58	3:20	10	23
	01:18	UM	Graig Cooper 3 yd run (Matt Boshier kick)		10-59	2:57	17	23
4th	09:28	NC	Williams, M 44 yd interception return (Barth, C kick)				17	30
	07:21	UM	Jimmy Graham 14 yd pass from Jacory Harris (Matt Boshier kick)		5-69	2:00	24	30

Attendance: 48350

**TEAM STATISTICS**

	UM	UNC
FIRST DOWNS	24	17
RUSHES-YARDS (NET)	25-116	32-116
PASSING YDS (NET)	319	213
Passes Att-Comp-Int	51-28-4	31-17-0
TOTAL OFFENSE PLAYS-YARDS	76-435	63-329
Fumble Returns-Yards	0-0	0-0
Punt Returns-Yards	2-14	1-3
Kickoff Returns-Yards	8-132	4-87
Interception Returns-Yards	0-0	4-214
Punts (Number-Avg)	4-46.0	6-38.5
Fumbles-Lost	1-0	2-0
Penalties-Yards	3-20	3-35
Possession Time	29:34	30:26
Third-Down Conversions	4 of 13	4 of 14
Fourth-Down Conversions	2 of 3	0 of 0
Red-Zone Scores-Chances	3-4	3-3
Sacks By: Number-Yards	1-5	2-13

**INDIVIDUAL STATISTICS**

**RUSHING:** Miami (Fla.)-Graig Cooper 15-63; Damien Berry 6-41; Matt Boshier 1-26; Travis Benjamin 1-minus 1; Jacory Harris 2-minus 13. **North Carolina**-Houston, R 24-76; Boyd, J 2-31; Little, G 3-11; Elzy, A 1-3; White, J 1-0; Yates, T 1-minus 5.

**PASSING:** Miami (Fla.) - Jacory Harris 28-50-4-319; TEAM 0-1-0-0. **North Carolina**-Yates, T 17-31-0-213.

**RECEIVING:** Miami (Fla.)-Leonard Hankerson 7-92; Graig Cooper 7-37; LaRon Byrd 4-61; Mike James 3-15; Damien Berry 2-50; Travis Benjamin 2-19; Aldarius Johnson 1-23; Jimmy Graham 1-14; Thearon Collier 1-8. **North Carolina**-Pianalto, Z 5-51; Ramsay, D 2-40; Little, G 2-35; Houston, R 2-26; Highsmith, E 2-20; White, J 1-25; Jackson, M 1-12; Rome, B 1-3; Harrelson, T 1-1.

# Miami (FL) (7 - 3 - 0)

Thru: 11/14/2009 - Week 11

## TEAM RANKINGS

120 teams ranked in Football Bowl Subdivision  
12 teams ranked in the Atlantic Coast Conference

### SCHEDULE AND RESULTS

7-3-0 L-1

Atlantic Coast Conference Record: 4-3-0

Date	Opponent	Score	Result
Mon 09/07/2009	@ Florida St. *	38 - 34	W
Thu 09/17/2009	GEORGIA TECH *	33 - 17	W
Sat 09/26/2009	@ Virginia Tech	7 - 31	L
Sat 10/03/2009	OKLAHOMA	21 - 20	W
Sat 10/10/2009	FLORIDA A&M	48 - 16	W
Sat 10/17/2009	@ UCF *	27 - 7	W
Sat 10/24/2009	CLEMSON	37 - 40	L OT
Sat 10/31/2009	@ Wake Forest	28 - 27	W
Sat 11/07/2009	VIRGINIA	52 - 17	W
Sat 11/14/2009	@ North Carolina	24 - 33	L
Sat 11/21/2009	DUKE		
Sat 11/28/2009	@ South Fla.		

HOME GAME IN CAPS \* Night Game ^ Neutral Site  
OT Overtime Game

Category	National Rank	Actual	National Leader	Actual	Conf Rank	Atlantic Coast Conference Leader	Actual
Rushing Offense	81	134.50	Nevada	353.10	8	Georgia Tech	314.09
Passing Offense	25	270.80	Houston	428.20	4	Duke	297.00
Total Offense	43	405.30	Houston	562.60	4	Georgia Tech	449.64
Scoring Offense	25	31.50	Boise St.	43.60	5	Georgia Tech	36.00
Rushing Defense	37	122.20	Texas	50.40	4	North Carolina	94.10
Pass Efficiency Defense	45	120.72	Florida	87.18	6	Virginia Tech	92.49
Total Defense	31	327.70	Texas	232.30	5	North Carolina	268.00
Scoring Defense	61	24.20	Florida	10.50	7	North Carolina	16.20
Net Punting	71	35.17	Georgia	43.73	7	Virginia Tech	36.96
Punt Returns	56	9.55	Central Mich.	18.47	8	Florida St.	14.72
Kickoff Returns	61	21.87	Stanford	30.78	6	Virginia Tech	24.34
Turnover Margin	90	-.40	Rutgers	2.33	9	Clemson	.60
Pass Defense	45	205.50	Air Force	127.91	7	Virginia Tech	157.20
Passing Efficiency	27	141.86	Cincinnati	170.01	4	Georgia Tech	162.50
Sacks	T-61	1.90	Pittsburgh	4.10	8	Clemson	2.60
Tackles For Loss	16	7.30	Cincinnati	8.80	3	North Carolina	8.30
Sacks Allowed	105	2.80	Boise St.	.50	10	Georgia Tech	.73

T=tied at this ranking

## PLAYER RANKINGS

Player must have played in 75% of team's games  
Summary of the top 100 national leaders and top 25 conference leaders  
15 categories ranked

Category	Player	National Rank	Actual	National Leader	Actual	Conf Rank	Atlantic Coast Conference Leader	Actual
Rushing	Graig Cooper	88	60.11	Mathews (Fresno St.)	149.10	9	Williams (Virginia Tech)	123.50
	Javarris James		46.78			12		
	Damien Berry		39.70			15		
Passing Efficiency (Min. 15 Att./Game)	Jacory Harris	26	141.76	Moore (Boise St.)	172.49	6	Nesbitt (Georgia Tech)	156.41
Total Offense	Jacory Harris	34	245.20	Keenum (Houston)	429.70	5	Ponder (Florida St.)	321.78
	Graig Cooper		60.11			20		
	Javarris James		46.78			23		
Receptions Per Game	Leonard Hankerson		3.40	Barnes (Bowling Green)	11.70	17	Reed (Florida St.)	5.10
	LaRon Byrd		2.80			24		
Receiving Yards Per Game	Leonard Hankerson	77	60.90	Salas (Hawaii)	136.00	9	Thomas (Georgia Tech)	86.36
	Travis Benjamin		44.70			18		
	LaRon Byrd		40.30			22		
Interceptions	DeMarcus Van Dyke		.11	Moore (UCLA)	.90	T-25	McDaniel (Clemson)	.80
Punting (Min. 3.6 Punts/Game)	Matt Boshier	31	42.68	Butler (Georgia)	49.04	2	Bowden (Virginia Tech)	43.73
Punt Returns (Min. 1.2 Ret./Game)				Brown (Central Mich.)	18.47		Reid (Florida St.)	16.38
Kickoff Returns (Min. 1.2 Ret./Game)	Graig Cooper	51	25.10	Fisher (Indiana)	37.35	5	Spiller (Clemson)	33.94
	Mike James	91	21.69			9		
Field Goals	Matt Boshier	T-52	1.10	Tiffin (Alabama)	2.40	9	Barth (North Carolina)	1.70
Scoring	Matt Boshier	T-59	7.30	Dobbs (Navy)	13.20	8	Nesbitt (Georgia Tech)	8.73
	Damien Berry		4.20			T-20		
All-Purpose Runners	Graig Cooper	48	128.00	Johnson (Tulsa)	209.00	4	Spiller (Clemson)	195.20
Sacks	Allen Bailey	T-31	.70	Miller (Texas A&M)	1.55	T-3	Morgan (Georgia Tech)	1.14
	Marcus Robinson		.40			T-12		
Tackles	Colin McCarthy	T-90	7.70	Messina (New Mexico)	13.40	7	Wujciak (Maryland)	11.30
	Darryl Sharpton		6.70			12		
Tackles For Loss	Allen Bailey	T-62	1.05	McNary (Army)	1.95	5	Quinn (North Carolina)	1.65
	Colin McCarthy		.75			T-16		

T=tied at this ranking