

2012-13 ROSTER

#	Name	Pos.	Ht.	Wt.	Yr.	Hometown Previous School (s)
0	Shane Larkin	G	5-11	176	So.	Orlando, Fla. Dr. Phillips (Fla.) Four-straight games with 10+ points, including 27 vs. JU ... Has made 11-straight free throws ... Shooting .581 (25-43) from the field.
1	Durand Scott	G	6-5	203	Sr.	The Bronx, N.Y. Rice First game of 2012-13 season was vs. Detroit - 15 points, 5 rebounds, 6-9 FG ... Has scored in double-digits in 9-straight games.
2	Bishop Daniels	G	6-3	176	R-Fr.	Raleigh, N.C. Word of God Christian Academy Major factor in UM win over Stetson ... 7 points, 3 steals in 21 minutes ... 6 steals in three games ... 8 points at FGCU.
3	Steve Sorenson	G	6-0	151	Fr.	Dallas, Texas Mark's School of Texas Named all-state by Texas Association of Basketball Coaches as a senior ... TABC academic all-state.
4	Trey McKinney Jones	G	6-5	220	Sr.	Milwaukee, Wis. South Milwaukee UMKC Set career high with 14 points against Stetson in opener ... Is 12-12 at the line in four games ... 3 steals against Jacksonville.
10	Raphael Akpejori	F	6-10	236	Jr.	Lagos, Nigeria Sunrise Christian Academy (Kan.) Averaged 1.6 points, 1.5 rebounds, 0.5 blocks in 22 games played in 2011-12 ... Shot 48.1 percent from field and 58.8 percent at the line.
12	Justin Heller	G	6-2	180	Jr.	Boca Raton, Fla. West Boca Raton Community Played in seven games in 2011-12, including four ACC matchups ... Attempted two shots, including one 3-pointer.
15	Rion Brown	G	6-6	200	Jr.	Hinesville, Ga. Liberty County 10 points and 2 assists in season opener vs. Stetson ... 8 assists and 17 rebounds in four games.
21	Erik Swoope	F	6-6	233	Jr.	Lake Elsinore, Calif. Harvard-Westlake Was 3-3 vs. JU on his way to 7 points ... 2 steals and 2 hard dunks vs. JU ... Started eight of first 10 games last year.
23	Tonye Jekiri	C	7-0	227	Fr.	Hialeah, Fla. Champagnat Catholic School First career minutes were at FGCU ... First point was a FT following an offensive rebound ... Averaged 20 ppg, 12 rpg and 5 bpg as a senior.
25	Garrius Adams	G	6-6	195	Sr.	Apex, N.C. Middle Creek In 19 games, averaged 4.5 points, 2.1 rebounds, 0.9 assists and 0.6 steals in 16.9 minutes per game.
35	Kenny Kadji	F/C	6-11	242	Sr.	Douala, Cameroon Pendleton IMG Academy Florida Recorded two double-doubles with 12 and 12 vs. Stetson and 14 points and 11 rebounds vs. Detroit ... Career-high 5 assists vs. Stetson.
42	Reggie Johnson	C	6-10	292	Sr.	Winston-Salem, N.C. Winston-Salem Prep Tallied 15th-career double-double with 22 points and 11 rebounds against Stetson ... Grabbed 10 rebounds at FGCU and 9 vs. Detroit.
45	Julian Gamble	F/C	6-10	250	Sr.	Durham, N.C. Southern Durham Career-high 13 points vs. JU in first start since Feb. 26, 2011 at FSU ... Perfect 4-4 FG vs. Stetson in return from injury last season.

LARRAÑAGA BY THE NUMBERS

1 - Coach Jim Larrañaga is the only ACC coach not at UNC or Duke with a Final Four appearance to his credit.

4 - In 2006, Coach Jim Larrañaga became the first coach at a mid-major school to take his team to the NCAA Final Four in 27 years.

7 - Larrañaga is no stranger to the ACC. In his seven seasons as an assistant coach at Virginia, the Cavaliers participated in the NCAA Final Four in 1981 and 1984, won three ACC Championships and finished in the Top 5 of the AP rankings.

13 - Larrañaga has made 13 postseason appearances in the past 23 years, including five NCAA tournaments.

29 - Larrañaga is in his 29th year as a head coach and has successfully transitioned two institutions into successful programs: Bowling Green and George Mason.

LARRAÑAGA - WHY MIAMI?

Along with returning to the best basketball conference in the country, Coach L had a few personal reasons for accepting the head coaching job at Miami. Coach's grandfather was from Cuba, where he produced the Larrañaga [lare-en-YAH-ga] cigar. Coach's father was raised in Key West before moving to The Bronx, N.Y., getting married and raising six children. Coach L was raised in The Bronx, but vacationed to Florida as a boy. He also has owned a house in Sarasota - which he bought from Dick Vitale's daughter - for eight years, and three of his siblings have retired to Florida.

GAME RECAP: MIAMI VS. DETROIT

Starters for the game: Shane Larkin, Durand Scott, Trey McKinney Jones, Kenny Kadji and Julian Gamble. This was Miami's third different starting lineup in four games ... Miami is now 2-0 against Detroit ... The Canes outrebounded Detroit 41-27 and outscored the Titans 42-16 in the paint and 15-4 on fast break buckets. Miami's bench outscored Detroit's 13-0 ... Four UM players scored in double digits - Shane Larkin (15), Durand Scott (15), Kenny Kadji (14) and Trey McKinney Jones (13) ... Miami shot 89.5 percent (17-19) at the free throw line against Detroit, the best outing of the season. The previous best was 66.7 percent (16-24) in the season opener against Stetson ... In all three wins, UM has shot better than 50 percent from the field: 51.9 vs. Detroit, 59.0 vs. Jacksonville, 52.5 vs. Stetson ... Shane Larkin scored in double digits, 15, for the fourth time this season and the seventh time in eight games, dating back to last year's matchup with Georgia Tech in the ACC Tournament ... With 14 points and 11 rebounds, Kenny Kadji recorded his second double-double of the season and sixth of his UM career. He totaled 12 and 12 in the season opener against Stetson ... Durand Scott filled up the stat sheet with 15 points, five rebounds, three assists and two steals in 38 minutes in his return to the court after a six-game withholding penalty ... Reggie Johnson blocked three shots to go along with his nine rebounds and seven points.

PRONUNCIATIONS

Players	
1 Durand	dur-RAND
10 Akpejori	AHK-peh-jour-ee
15 Rion	Ryan
23 Tonye Jekiri	Tahn-yay Jah-kEER-EE
25 Garrius	GARY-us
21 Swoope	Swope
35 Kadji	KAHD-gee

Coaches

Larrañaga	LARE-uh-NAY-guh
Huger	HUE-gur
Caputo	Ca-poo-toe
Summey	Some-EE

CLASS BREAKDOWN

Seniors	
	Garrius Adams, Julian Gamble, Reggie Johnson, Kenny Kadji, Trey McKinney Jones, Durand Scott

Juniors	
	Raphael Akpejori, Rion Brown, Justin Heller, Erik Swoope

Sophomore	
	Shane Larkin

Freshmen	
	Bishop Daniels, Tonye Jekiri, Steve Sorenson

GEOGRAPHIC BREAKDOWN

CAMEROON	
Douala	Kenny Kadji
NIGERIA	
Lagos	Raphael Akpejori

UNITED STATES	
California	Erik Swoope
Florida	Justin Heller, Shane Larkin, Tonye Jekiri
Georgia	Rion Brown
New York	Durand Scott
North Carolina	Garrius Adams, Julian Gamble, Bishop Daniels, Reggie Johnson
Texas	Steve Sorenson
Wisconsin	Trey McKinney Jones

2011-12 ACC STANDINGS

Regular season final standings				
North Carolina	14-2	.875	27-4	.871
Duke	13-3	.812	26-5	.839
Florida State	12-4	.750	21-9	.700
Virginia	9-7	.562	22-8	.733
NC State	9-7	.562	20-11	.645
Miami	9-7	.562	18-11	.621
Clemson	8-8	.500	16-14	.533
Maryland	6-10	.375	16-14	.533
Virginia Tech	4-12	.250	15-16	.484
Wake Forest	4-12	.250	13-17	.433
Georgia Tech	4-12	.250	11-19	.367
Boston College	4-12	.250	9-21	.300

DID YOU KNOW

The Hurricanes have made a three-point basket in 348 straight games and have made at least one trey in 805 of 808 games since the NCAA adopted the 3-point shot in 1986.

Miami has held 662 of its last 663 opponents to less than 100 points. UNC was the last team to score 100+, defeating UM 105-64 on Jan. 31, 2007.

Miami boasts five players 6-foot-10 or taller, and five players at 6-6 or 6-5.

27 of 28 Miami Hurricane basketball players have graduated from UM during the last eight years.

Miami basketball ranks 80th-90th percentile in NCAA men's basketball with a 980 APR (academic progress rate).

In 2008 & 2009, Jack McClinton was named first team All-ACC & named to the ACC's All-Academic Team.

Six-time NBA All Star Amar'e Stoudemire recently enrolled at UM and is taking classes to earn his bachelor's degree.

Shane Larkin was named to the ACC All-Freshman Team in 2011-12.

Coach L led the George Mason Patriots to the Final Four with big wins over some of basketball's elite teams such as Michigan State, UNC, and UConn. He was the first coach to take a mid-major to a Final Four in 27 years when his team advanced in 2006.

Miami is one of only three schools in the country sponsored by Nike's LeBron brand.

The Canes have averaged 20+ wins in each of the last five seasons.

Coach L became the first Miami Coach to win 20 games in his first season at The U.

Over 90 percent of Miami Hurricane basketball games were televised last season, including every ACC contest.

Five of the last 12 National Championship teams have been from the ACC.

Three Canes earned all-ACC honors last season, Shane Larkin (freshman), Kenny Kadji, (third) Durand Scott (H.M.).

Summer at the U include competitive pickup games and workouts alongside such players as Carlos Boozer, Chris Bosh, Kevin Durant, Kyrie Irving, Joe Johnson, Chris Paul, and LeBron James.

Former Cane Rick Barry was named one of the Greatest Players in NBA History.

Miami native and former Cane James Jones won the 2010-2011 NBA All-Star Weekend 3-Point Contest and the NBA Championship in the 2011-2012 season.

UM is in its ninth season in the ACC.

UM has played in the postseason 13 of the past 18 years, five of which were in the NCAA Tournament.

The Hurricanes have advanced to the postseason six times in eight seasons, with five NIT appearances and one NCAA appearance.

In 14 years at George Mason, Larrañaga led the Patriots to five NCAA Tournament appearances (2011, 2008, 2006, 2001, 1999), including the 2006 Final Four.

LARRAÑAGA FAMILIAR WITH MICHIGAN STATE

During his unprecedented run to the Final Four with George Mason in 2006, Jim Larrañaga defeated Michigan State 75-65 in the first round of the NCAA Tournament. Larrañaga then led his team to wins over North Carolina, Wichita State and Connecticut before being defeated by Florida.

LARRAÑAGA CLOSING IN ON 500 WINS

Head coach Jim Larrañaga is in his 29th season as a head coach, posting a 493-347 overall record.

Entering the 2012-13 season, Coach L was tied for 20th on the list of winningest active Division-I head coaches. Currently 17 active D-I coaches have 500 wins. *See complete list in bio on page seven of the notes.*

Larrañaga's 100th win came when Bowling Green defeated Kent State in 1991. His other milestone wins came while at George Mason. He 200th victory was vs. Northeastern in 1997, 300th was vs. East Carolina in 2003 and win No. 400 came against William & Mary in 2008.

HOME COURT ADVANTAGE

Miami has shot better than 50 percent from the field in its three home games, hitting 52.5 percent against Stetson, 59.0 percent vs. Jacksonville and 51.9 percent against Detroit. Miami was consistent vs. Detroit hitting 14-27 shots (51.9 %) in both the first and second halves. The Canes have shot better than 60 percent in two home second halves, with 63.6 percent vs. SU and 62.5 percent vs. JU.

SCOTT RETURNS TO THE COURT VS. DETROIT

Guard Durand Scott made his senior season debut on Saturday against Detroit, after sitting out the first three outings of the year. His line was 15 points, five rebounds, three assists and two steals in 38 minutes.

Miami declared Scott ineligible prior to March 9, 2012 game against FSU after findings of impermissible benefits in an NCAA investigation. Scott was reinstated on March 14, but had to serve a six-game withholding penalty, including the UM-FSU game in ACC Tournament, 2012 postseason, and three remaining withholding games at the start of the 2012-2013 season.

THREE CANES NEAR CENTURY MARK

Senior Durand Scott played in his 100th career game on Nov. 24 against Detroit while classmates Julian Gamble (97) and Reggie Johnson (94) are all closing in on 100 games played at Miami. Scott leads the trio with 94 starts, followed by 64 from Johnson and 26 from Gamble.

Miami's record books are topped by 113 games started by Darius Rice (2000-04) and 130 games played by Brian Asbury (2005-09).

HOME SWEET HOME

The Hurricanes are 3-0 at the BankUnited Center in 2012-13 and are 110-47 overall in the BUC. The Hurricanes have notched double-digit home wins at the BankUnited in five-straight seasons and eight times in nine full seasons calling the arena home.

JIM LARRAÑAGA = PROGRAM CHANGER

In Coach L's 14 Seasons at George Mason ...

- .626 winning percentage
- 13 straight winning seasons
- A Final Four appearance
- 5 trips to the NCAA tournament
- 9 postseason appearances
- First national ranking
- First appearance in Top 10
- First wins over Top 10 teams
- Winningest coach in league history

Seven Seasons before Coach L at George Mason ...

- .340 winning percentage
- 7 straight losing seasons
- 0 postseason appearances
- Worst team in the CAA

Coach L's First Season at Miami

- Most ACC wins since joining the conference
- Tied for fourth in ACC, the highest ACC finish in school history
- Defeated eventual No. 2 & No. 3 NCAA tournament seeds Duke & FSU
- Notched Miami's first win at Cameron Indoor Stadium

MIAMI IN THE BIG TEN/ACC CHALLENGE

11/29/05	at Michigan	L, 53-74
11/28/06	at Northwestern	L, 59-61
12/02/08	Ohio State	L, 68-73
12/02/09	Minnesota	W, 63-58
11/29/11	at Purdue	L, 65-76

JOHNSON AVERAGING A DOUBLE-DOUBLE

Senior Reggie Johnson is averaging 11.7 points and 10.0 rebounds this season. He has pulled down double-digit rebounds in two of the three games he has played, with 11 vs. Stetson, 10 at FGCU and nine vs. Detroit.

AP POLL - 11/26

1	Indiana (47)	6-0	1,606
2	Duke (18)	6-0	1,554
3	Michigan	5-0	1,421
4	Ohio State	4-0	1,416
5	Louisville	5-1	1,347
6	Syracuse	4-0	1,323
7	Florida	5-0	1,227
8	Kentucky	4-1	1,180
9	Arizona	3-0	1,076
10	Kansas	4-1	937
11	Creighton	6-0	926
12	Gonzaga	6-0	854
13	Michigan State	5-1	818
14	North Carolina	5-1	718
15	Oklahoma State	5-0	668
16	Missouri	5-1	665
17	Cincinnati	6-0	571
18	NC State	4-1	553
19	Colorado	5-0	478
20	Georgetown	4-1	257
21	Minnesota	6-1	197
22	Illinois	7-0	185
23	San Diego State	4-1	182
24	UNLV	3-1	175
25	New Mexico	6-0	141

ESPN/USA TODAY - 11/26

1	Indiana (27)	6-0	769
2	Duke (4)	6-0	723
3	Michigan	5-0	691
4	Ohio State	4-0	689
5	Syracuse	4-0	630
6	Louisville	5-1	615
7	Florida	5-0	573
8	Kentucky	4-1	557
9	Arizona	3-0	520
10	Kansas	4-1	484
11	Creighton	6-0	463
12	Gonzaga	6-0	440
13	North Carolina	5-1	355
14	Michigan State	5-1	320
15	Missouri	5-1	319
16	Cincinnati	6-0	295
17	Oklahoma State	5-0	261
18	NC State	4-1	240
19	Colorado	5-0	172
20	UNLV	3-1	144
21	San Diego State	4-1	139
22	Illinois	7-0	103
23	New Mexico	6-0	68
24	UCLA	4-2	62
25	Georgetown	4-1	56

Others receiving votes: Alabama 108, Wichita State 99, Connecticut 93, UCLA 85, Pittsburgh 55, Oregon 44, Notre Dame 42, Memphis 23, Butler 20, Wisconsin 16, California 12, Florida State 10, Saint Joseph's 9, Ohio 8, Marquette 7, Murray State 5, Temple 5, Baylor 4, Tennessee 3, Virginia Commonwealth 1, Colorado State 1

Others receiving votes: Minnesota 48, Pittsburgh 41, Connecticut 38, Alabama 38, Notre Dame 36, Florida State 26, Wisconsin 24, Wichita State 16, Memphis 16, California 14, Murray State 13, Kansas State 12, Oregon 12, Saint Joseph's 10, Ohio 10, Saint Mary's 8, Tennessee 5, Butler 5, Marquette 4, Baylor 3, Maryland 2, Virginia Commonwealth 2, Texas 1, Colorado State 1, Davidson 1, Ole Miss 1

MIAMI'S LARGEST IN 2012-13

Lead	16 vs. Jacksonville, 11/16 16 vs. Detroit, 11/24
Deficit	15 at FGCU, 11/13
Margin of Victory	16 vs. Jacksonville, 11/16
Margin of Defeat	12 at FGCU, 11/13
Halftime Lead	4 vs. Detroit, 11/24
Halftime Deficit	7 at FGCU, 11/13
Deficit in Win	7 vs. Stetson, 11/9
Halftime Deficit in Win	None
Lead in Loss	10 at FGCU, 11/13
Halftime Lead in Loss	None

MBB Inks Burnett and Reed to NLI

Jim Larrañaga has announced the signing of Deandre Burnett and Davon Reed to National Letters of Intent, on Nov. 20.

Burnett is a 2012 Parade All-American, one of only two players from the state of Florida and one of five Atlantic Coast Conference recruits to earn the honor. Originally from Florida, Burnett is currently attending Massanutten Military Academy (Va.).

At 6-1, 190 pounds, the shooting guard averaged 36.2 points, six rebounds and four assists per game as a senior at Carol City High School in Miami Gardens, Fla. The fourth leading scorer in the nation notched 45 points three times in his final prep season, earning first team Miami-Dade County honors as a junior while leading the Chiefs to an 18-4 record. He has averaged more than 20 points per game since his sophomore campaign.

Burnett played AAU ball for Team U and is touted for his ability to attack the basket in transition, score through contact and pressure the ball full court.

Burnett chose Miami over offers from Virginia, Mississippi, South Carolina, La Salle, FAU, Georgia Southern, FIU and Stetson. He is Larrañaga's third signee from the state of Florida, joining current Hurricanes sophomore Shane Larkin (Dr. Phillips) and freshman Tonye Jekiri (Champagnat).

Reed, a native of Princeton, N.J., is a four-star swingman listed as a Top 100 player (No. 97) by Rivals.com and No. 78 in the Class of 2013 by ESPN. He is the third-best talent in New Jersey and 18th best nationally at the shooting guard position, according to ESPN.com and Rivals ranks him as 24th among shooting guards.

He is a 6-6, 195-pound guard who averaged 27 points and nine rebounds per game for Princeton Day School (N.J.) last season. He enters his senior season with 1,473 points in 78 career games, an 18.9 ppg clip.

He is a multidimensional, athletic player who can handle the ball, has a solid shot and can defend the perimeter. He can play the 2 or the 3, and can defend the 1, 2 or 3 positions.

This summer, Reed participated in the Kevin Durant Skills Academy and played the AAU circuit with Team Final from New Jersey.

Reed chose Miami over offers from Wake Forest, Cincinnati, Xavier and Memphis, among others.

WEIGHT ROOM GAINS

UM has made great strides in the weight room since the arrival of Coach Jim Larrañaga and strength & conditioning coach Jim Krumpus. When Krumpus first arrived at Miami in the spring of 2011, the team bench pressed an average of 231 pounds. By the fall of 2011, that number jumped to 257 lbs, and in the fall of 2012, the Canes are benching 270.

In the vertical jump, the players averaged 32.4 inches in the spring of 2011, 34.4 inches in the fall of 2011 and are now at 35 inches. The team also averages 270 lbs. in the front squat. Some impressive individual numbers include: Bishop Daniels gained six inches on his vertical jump; Kenny Kadji lost 20 pounds and gained strength; Erik Swoope benches 340 pounds.

LARKIN DROPS 27 POINTS ON DOLPHINS

Shane Larkin recorded 27 points, five assists and four rebounds in Miami's 73-57 victory over Jacksonville on Nov. 16. He was 9-13 (69.2) from the field and 7-7 at the free throw line in the Canes' second win of the season.

CANES IN THE POLLS

The Canes received votes in the AP and *USA TODAY* polls to start the season, and were No. 24 in the Blue Ribbon Yearbook preseason Top 25 poll. Miami then received nine votes in the Nov. 12 AP Top 25.

Miami was listed on both the AP and *USA TODAY* preseason polls for the first time since the 2008-09 season, when Miami was ranked 17 and 16, respectively. In 2005-06 Miami was receiving votes in both preseason polls, with 16 from the AP and six in the *USA TODAY* listing.

UM was picked fourth by the coaches and fifth by the media in the ACC preseason polls.

EXPERIENCED HURRICANES

Miami returns nine scholarship players from the 2011-12 roster. Those nine players accounted for 80 percent of the Canes scoring, and 86 percent of rebounds, 82 percent of assists, 91 percent of blocks, 83 percent of steals, 81 percent of field goals made and 72 percent of three pointers made.

Six of the top seven scorers, and eight of the top nine rebounders, from the 2011-12 NIT team return for the 2012-13 campaign.

Miami returns nine players who started games last season including: Durand Scott (30 starts), Kenny Kadji (28), Reggie Johnson (22), Shane Larkin (19), Trey McKinney-Jones (12), Erik Swoope (8), Garrius Adams (6), Rion Brown (3) and Raphael Akpejori (3).

LARRAÑAGA AND OBAMA

In his three visits to the UM campus in the past year, President Barack Obama was greeted by Coach Larrañaga and attended each event. Larrañaga has met the President a dozen times, dating back to Coach L's tenure in Fairfax, Va., at George Mason. Larrañaga's son, John, also plays basketball with the President.

"Miami made a great decision by giving coach Jim Larrañaga a three-year extension. Larrañaga is an excellent leader who will make a difference in ACC country." - Dick Vitale

DOUBLE-DOUBLES in 2012-13

Kenny Kadji

11/09/12	vs. Stetson	12 points	12 rebounds
11/24/12	vs. Detroit	14 points	11 rebounds

Reggie Johnson

11/09/12	vs. Stetson	22 points	11 rebounds
----------	-------------	-----------	-------------

30-POINT GAMES

Kenny Kadji

30	01/02/12	vs. UNCG
----	----------	----------

20-POINT GAMES

Reggie Johnson

27	02/05/12	at Duke
25	02/09/11	at Wake Forest
22	11/09/12	vs. Stetson
22	03/11/10	vs. Wake Forest
22	01/02/11	at Duke
21	12/23/10	vs. Akron
20	01/23/11	at NC State

AT THE BANKUNITED CENTER

Year	Season	Cumulative
2002-03	4-5	
2003-04	10-8	14-13
2004-05	11-5	25-18
2005-06	11-5	36-23
2006-07	8-7	44-30
2007-08	14-2	58-32
2008-09	12-4	70-36
2009-10	12-4	82-40
2010-11	13-4	95-44
2011-12	12-3	107-47
2012-13	3-0	110-47

LED (TIED) THE TEAM IN....

	Points	Rebounds	Assists	Steals	Blocks
Adams	-	-	-	-	-
Akpejori	-	-	-	-	-
Daniels	-	-	-	1 (1)	-
Brown	-	1	-	-	(1)
Gamble	-	-	-	-	-
Heller	-	-	-	-	-
Jekiri	-	-	-	-	-
Johnson	1	1	-	-	1
Kadji	-	1 (1)	-	-	2 (1)
Larkin	2 (1)	-	3 (1)	(1)	-
McKinney Jones	-	-	-	1 (1)	-
Scott	(1)	-	(1)	(1)	-
Sorenson	-	-	-	-	-
Swoope	-	-	-	-	-

STARTERS BY GAME

SU	Larkin	Brown	McKinney Jones	Kadji	Johnson
FGCU	Larkin	Brown	McKinney Jones	Kadji	Johnson
JU	Larkin	Brown	McKinney Jones	Kadji	Gamble
Detroit	Larkin	Scott	McKinney Jones	Kadji	Gamble

RECORD BY STARTING LINEUP

Larkin, Brown, McKinney Jones, Kadji, Johnson	1-1
Larkin, Brown, McKinney Jones, Kadji, Gamble	1-0
Larkin, Scott, McKinney Jones, Kadji, Gamble	1-0

UM Communications
Assoc. AD for Communications Chris Freet
 cfreet@miami.edu
MBB Contact Amy Woodruff
Assistant Director of Communications
Work/Cell (305) 284-3241 / (813) 410-1194
Email a.woodruff@miami.edu
Website www.HurricaneSports.com

2012-13 UM Quick Facts
Location Coral Gables, Fla.
Stadium BankUnited Center
Press Row 305-284-2111
Capacity 7,200
Enrollment 15,524
Founded 1925
Colors Orange, Green, White
Nickname Hurricanes
Mascot Sebastian the Ibis
Conference Atlantic Coast
President Dr. Donna E. Shalala
Interim Director of Athletics Blake James
Address 5821 San Amaro Drive
 Coral Gables, Fla. 33146

2011-12 Overall Record 20-13
Home/Away/Neutral 14-4/5-8/1-1
2011-12 ACC Record 9-7
2011-12 ACC Finish T-4
Starters Returning / Lost 4/1
Lettermen Returning / Lost 10/2

Head Coach Jim Larrañaga
Alma Mater Providence, 1971
Record at UM 23-14 / second season
Overall Record 493-348 / 29th season

STAFF
 Eric Konkol Wisconsin-Eau Claire, '00
 Michael Huger Bowling Green, '94
 Chris Caputo Westfield (Mass.) State, '02
 Director of Operations Mike Summey
 Assoc. Director of Operations Jaime Vathielil
 Athletic Trainer Wes Brown
 Strength & Conditioning Coach Jim Krumpus

HISTORY
First Season of Basketball 1926
Overall All-Time Record 892-682
Year UM Joined ACC 2004-05
NCAA Appearances Six
 1960, 1998, 1999, 2000, 2002, 2008
Last NCAA Appearance L, 75-72
 Second Round vs. Texas, 2008
NIT Appearances 10
 1961, 1963, 1964, 1995, 1997,
 2001, 2005, 2006, 2009, 2011
Last NIT Appearance L, 79-64
 Quarterfinals vs. Alabama, 2011

COMMUNICATIONS POLICIES
 All interview requests for assistant coaches or athletics department staff members must also be approved and cleared by the UM Communications office and/or basketball contact Amy Woodruff. Credential requests are taken via e-mail to Amy Woodruff (A.Woodruff@miami.edu). Any misuse of credentials will result in removal from the BankUnited Center and the permanent voiding of the credential. The UM locker room is closed at all times. For home games, Coach Larrañaga and a handful of Hurricane players will report to the media room for interviews following the opposing team's postgame press conference.

UM SETS GSR SCHOOL RECORD
 The University of Miami recorded a department-wide school-record Graduation Success Rate (GSR) of 93 percent, according to the rates released by the NCAA. As a department, Miami's 93 percent GSR ranks fourth among ACC schools and is eighth overall among FBS schools. Overall, the University of Miami athletic department has improved from 77 to 93 percent from 2005 to 2012, a year after UM student-athletes posted a then-record 89 percent GSR in 2011. UM has exceeded the NCAA average GSR in each of the last eight years. The men's basketball team's rate is 87.

2011-12 IN REVIEW
 In 2012-13, Larrañaga and his staff began their second year at the helm in Coral Gables. Having posted a 20-13 record and an appearance in the NIT (second round) in his first campaign, Larrañaga was the first Canes coach to open his UM career with 20 wins. Miami finished the season tied for fourth in the Atlantic Coast Conference, a program-best, and registered Miami's first winning record in the ACC (9-7).

CANES & COACH L MAKE COMMITMENT
 The University of Miami and Coach Jim Larrañaga have agreed to terms on a three-year contract extension that will run through April 30, 2019. Larrañaga's extension adds three years to his existing five-year contract which began in April 2011.

DEQUAN JONES STARTS FOR ORLANDO
 Former Miami Hurricane DeQuan Jones was signed as a free agent on Sept. 29, 2012, making the Orlando Magic's 15-man opening night roster. He started the first two games of the season, and since then has played in five total games, starting three. He has missed time due to a groin injury.
 The Stone Mountain, Ga., native appeared in 111 games for the Miami Hurricanes, making 35 starts. He scored 508 points, accumulated 53 assists, blocked 51 shots and swiped 52 steals in his Canes career. As a senior in 2011-12, he averaged 5.9 points, 3.6 rebounds and 17.3 minutes in 23 games. He participated in the 24th annual State Farm College Slam Dunk & 3-Point Championships at the Final Four, advancing to the semifinals of the slam dunk contest.

GRANT SIGNS WITH CYPRUS
 After three years spent competing in orange and green, former Cane Malcolm Grant switched to purple and yellow this season, signing with APOEL Nicosia B.C. of the Cypriot First Division A.
 Grant played in 100 games over the course of his three years at Miami, starting 75 games. He totaled 1,185 points and is one of 33 Hurricanes to score more than 1,000 points in his career. Grant made a three-pointer in 35-straight games from Dec. 30, 2009 through Jan. 7, 2012, tying the Miami school record with former Cane Jack McClinton. The 35 also is the 11th-best in ACC history, tying Grant with J.J. Redick (Duke) and McClinton.

CANE HOOPER NAMED TO PRO BOWL
 Former Cane hooper Jimmy Graham (2005-09) was one of five New Orleans Saints to be named to the 2012 NFL Pro Bowl. As of Nov. 14, 2012, Graham has 595 yards from 55 receptions and eight touchdowns this season.

At Miami, Graham played basketball from 2005-2009, graduated with a double major in marketing and management, then joined the 2009 football team while taking graduate classes. That season he totaled 17 receptions for 213 yards and five touchdowns. Graham averaged 4.2 ppg, shooting 49.5 percent from the field, and 4.2 rpg in 120 games in his four years with Miami men's basketball.

MIAMI IS A TOP ACADEMIC INSTITUTION
 Already the top academic institution in the state of Florida and a world-renowned research institution, the University of Miami and its Department of Athletics are building upon its reputation for developing world-class students. In the 2012 edition of the U.S. News & World Report's annual issue, the University of Miami rose to number 44. UM remains the highest ranked school in the state of Florida.

CELTICS & LINSANITY ASSOCIATED WITH COACH L
 Coach Jim Larrañaga's son, Jay, was hired by the Boston Celtics as an assistant coach for the 2012-13 season. Jay was previously the head coach of the Erie Bayhawks, the Knicks' Developmental League team where Jeremy Lin played one game before being sent to New York City. In that one game, Lin delivered the single-best performance by an Erie player this season notching the team's only triple-double thus far, scoring 28 points, dishing out 12 assists and grabbing 11 rebounds in the BayHawks' 122-113 win over Maine.

CANES LOOK FORWARD TO COMPLETE ROSTER
 Last season, Miami players missed 108 games due to injury or NCAA suspensions. The list of players missing time included starting center Reggie Johnson (nine games to injury, one to suspension), forward DeQuan Jones (10 to suspension), starting guard Durand Scott (three to suspension), starting guard Malcolm Grant (two to a death in the family), guard Garrius Adams (14 to injury and knee surgery), and guard Rion Brown (two to illness). Even guard Shane Larkin missed the opener until the NCAA approved his eligibility. Veteran forward Julian Gamble (knee) and freshman guard Bishop Daniels (foot) sat out the entire year.

CANES TALLY MOST ACC WINS
 The Hurricanes ended the 2011-12 season 9-7 in the league and set the UM record for the most Atlantic Coast Conference wins in a season. Miami also ended their regular season tied for fourth in the ACC, the best finish since landing fifth during the 2007-08 campaign.

THREE CANES ON ALL-ACC TEAMS
 Three Miami players — Kenny Kadji, Durand Scott and Shane Larkin — earned 2011-12 All-Atlantic Coast Conference honors, as announced by the ACC. Kadji was selected to the All-ACC Third Team, Durand Scott was voted an honorable mention performer and Larkin earned a spot on the ACC All-Freshman Team.

GAMBLE GRANTED SIXTH YEAR
 Forward Julian Gamble was granted a clock extension by the NCAA, after being sidelined last season due to tearing the ACL in his left leg in August. Gamble started 13 games in 2010-11 and averaged 3.8 points, 4.0 rebounds and 0.8 blocks per game.

Miami 87, Stetson 79
11/09/12 BankUnited Center

Stetson 0-1	tot	3-pt	rebounds														
## Player	fg	fga	fga	fta	of	de	tot	pf	tp	a	b	s	min				
03 GREEN, Willie	f	3	6	0	1	3	4	5	9	4	2	0	20				
41 PEGG, Adam	c	9	16	4	5	0	3	6	9	4	22	0	2	10	28		
04 IRWIN, Logan	g	1	2	1	2	0	0	0	4	3	4	2	0	0	17		
12 NABURGS, Joel	g	2	11	2	8	3	3	3	1	9	2	1	0	2	27		
23 PEREZ, Chris	g	5	8	0	0	2	1	1	2	12	2	1	0	1	26		
01 DIAZ, Dennis	g	0	0	0	0	0	0	0	0	0	0	0	0	0	2		
02 SOLANKE, Leke	g	0	0	0	0	0	1	1	1	0	0	0	0	0	3		
10 MILLER, Hunter	g	0	2	0	2	0	0	3	3	2	0	4	1	0	0	17	
11 GRAHAM, Aaron	g	7	13	5	9	2	2	0	1	1	2	21	1	1	0	2	28
14 PEGG, Brian	g	1	2	1	2	0	0	1	1	2	0	3	3	0	0	0	14
24 MCINERNEY, Liam	g	0	3	0	2	0	1	2	3	0	0	0	0	0	0	1	18
33 WESTON, JR	g	0	0	0	0	0	0	0	0	0	0	0	0	0	0	0	0+
TEAM													1	2	1		
Totals	28	63	13	31	10	14	8	22	30	21	79	20	11	1	6	200	

TOTAL FG% 1st Half: 12-29 41.4% 2nd Half: 16-34 47.1% Game: 44.4%
 3-Pt. FG% 1st Half: 7-15 46.7% 2nd Half: 6-16 37.5% Game: 41.9%
 F Throw % 1st Half: 3-3 100% 2nd Half: 7-11 63.6% Game: 71.4%

Miami 1-0	tot	3-pt	rebounds														
## Player	fg	fga	fga	fta	of	de	tot	pf	tp	a	b	s	min				
35 Kenny Kadji	f	5	10	2	5	0	2	10	12	4	12	5	3	1	0	31	
42 Reggie Johnson	c	6	16	0	3	10	14	7	4	11	2	22	2	2	0	29	
00 Shane Larkin	g	5	7	1	3	2	4	0	2	2	2	13	6	2	0	35	
40 McKinney Jones	g	5	10	1	3	3	3	1	3	4	2	14	2	1	0	36	
15 Rion Brown	g	4	9	2	6	0	0	1	1	0	10	2	1	0	0	30	
02 Bishop Daniels	g	3	5	1	1	0	0	1	1	2	1	7	1	2	0	3	21
21 Erik Swoope	g	0	0	0	0	0	0	0	0	0	0	0	0	0	0	0+	
45 Julian Gamble	g	4	4	0	0	1	3	1	5	6	2	9	1	0	0	1	18
TEAM													1	1	1		
Totals	32	61	7	21	16	24	12	27	39	13	87	19	11	1	4	200	

TOTAL FG% 1st Half: 11-28 39.3% 2nd Half: 21-33 63.6% Game: 52.5%
 3-Pt. FG% 1st Half: 4-11 36.4% 2nd Half: 3-10 30.0% Game: 33.3%
 F Throw % 1st Half: 8-11 72.7% 2nd Half: 8-13 61.5% Game: 66.7%

Officials: Jerry Heater, JB Caldwell, Brian Shey
 Technical fouls: Stetson-None. University of Miami-None.
 Attendance: 3160
Score by Periods
 Stetson 34 45 79
 University of Miami 34 53 87
 Points in the paint-STET 24,UM 42. Points off turnovers-STET 16,UM 5.
 2nd chance points-STET 11,UM 20. Fast break points-STET 5,UM 4.
 Bench points-STET 24,UM 16. Score tied-5 times. Lead changed-4 times.
 Last FG-STET 2nd-02:00, UM 2nd-00:02.
 Largest lead-STET by 7 1st-15:13, UM by 13 2nd-07:36.

FGCU 63, Miami 51
11/13/12 Alico Arena

Miami 1-1	tot	3-pt	rebounds														
## Player	fg	fga	fga	fta	of	de	tot	pf	tp	a	b	s	min				
15 Rion Brown	f	0	7	0	6	1	2	2	2	4	0	1	3	2	1	0	35
35 Kenny Kadji	f	4	10	1	3	4	7	4	4	8	1	13	0	1	1	1	31
42 Reggie Johnson	c	2	8	0	0	2	7	4	6	10	4	6	1	5	0	1	26
00 Shane Larkin	g	5	13	4	9	0	0	4	4	4	14	4	3	0	1	38	
04 McKinney Jones	g	3	10	1	6	1	1	1	2	4	8	1	2	0	2	37	
02 Bishop Daniels	g	2	5	2	2	2	0	0	0	0	8	1	1	0	2	16	
21 Erik Swoope	g	0	0	0	0	0	0	0	0	0	0	0	0	0	0	0+	
23 Tonye Jekiri	g	0	0	0	0	1	2	1	2	2	1	0	1	0	0	9	
45 Julian Gamble	g	0	2	0	0	0	0	1	0	1	1	0	0	1	0	8	
TEAM													1	1	1		
Totals	16	55	8	26	11	21	14	18	32	16	51	10	17	2	200		

TOTAL FG% 1st Half: 8-30 26.7% 2nd Half: 8-25 32.0% Game: 29.1%
 3-Pt. FG% 1st Half: 5-15 33.3% 2nd Half: 3-11 27.3% Game: 30.8%
 F Throw % 1st Half: 4-9 44.4% 2nd Half: 7-12 58.3% Game: 52.4%

FGCU 1-1	tot	3-pt	rebounds														
## Player	fg	fga	fga	fta	of	de	tot	pf	tp	a	b	s	min				
12 MCKNIGHT, Eric	f	5	7	0	0	4	5	4	4	8	4	14	0	4	1	21	
20 FIELER, Chase	f	3	4	0	1	1	2	1	2	5	7	1	1	0	2	30	
00 COMER, Brett	g	1	6	0	0	4	4	0	7	7	1	6	8	0	0	1	29
02 THOMPSON, Brett	g	5	11	0	1	3	3	1	3	4	3	13	0	4	0	32	
25 BROWN, S	g	7	15	0	4	0	1	2	5	7	2	14	1	5	0	1	37
05 VARIDEL, Chris	g	0	0	0	0	0	0	0	3	2	0	0	2	0	1	10	
15 CVJETICANIN, Filip	g	2	6	1	5	0	0	1	1	2	0	5	0	1	0	12	
23 MURRAY, Eddie	g	2	2	0	0	0	0	1	1	2	5	1	1	2	0	18	
35 GRAF, DaJuan	g	0	0	0	0	0	0	2	2	1	0	1	0	0	0	11	
TEAM													3	3	3		
Totals	25	51	1	11	12	15	10	30	40	23	63	12	18	3	9	200	

TOTAL FG% 1st Half: 14-26 53.8% 2nd Half: 11-25 44.0% Game: 49.0%
 3-Pt. FG% 1st Half: 0-8 0.0% 2nd Half: 1-3 33.3% Game: 9.1%
 F Throw % 1st Half: 4-7 57.1% 2nd Half: 8-8 100% Game: 80.0%

Officials: Brian Shey, Frank Raposo and Jerry Heater
 Technical fouls: University of Miami-None. Florida Gulf Coast-None.
 Attendance: 4552
Score by Periods
 University of Miami 25 26 51
 Florida Gulf Coast 32 31 63
 Points in the paint-UM 14,FGCU 40. Points off turnovers-UM 15,FGCU 22.
 2nd chance points-UM 13,FGCU 14. Fast break points-UM 2,FGCU 4.
 Bench points-UM 9,FGCU 9. Score tied-3 times. Lead changed-2 times.
 Last FG-UM 2nd-00:17, FGCU 2nd-02:01.
 Largest lead-UM by 10 1st-12:19, FGCU by 15 2nd-01:14.

Miami 73, Jacksonville 57
11/16/12 BankUnited Center

Jacksonville	tot	3-pt	rebounds													
## Player	fg	fga	fga	fta	of	de	tot	pf	tp	a	b	s	min			
00 DAWSON, Javon	* 4	8	0	0	0	0	5	5	3	8	1	2	0	1	24	
02 POWELL, Russell	* 1	3	1	2	0	0	2	0	2	1	3	3	4	0	1	26
11 HAYWOOD, Jarvis	* 3	8	0	1	0	3	2	0	2	3	6	0	2	0	2	17
21 MCDUGALD, Keith	* 0	5	0	2	2	1	0	1	2	2	3	2	0	0	2	22
42 POWELL, Glenn	* 3	4	0	0	3	6	2	3	5	3	9	0	3	1	1	22
05 GRAHAM, Evin	1	1	0	0	0	0	0	0	0	1	4	1	1	0	0	14
10 BELL, Marcellous	0	5	0	4	0	0	1	1	2	2	0	2	1	0	0	16
20 FRITSCHE, Dylan	7	13	6	11	3	3	0	1	1	1	23	1	0	0	0	24
23 FLEMING, Kordario	1	2	0	0	0	0	2	1	3	3	2	0	1	0	3	24
44 ALDERMAN, Tyler	0	1	0	0	0	0	0	1	1	3	0	0	0	0	0	11
TEAM													2	3	5	
Totals	20	50	7	20	10	20	12	15	27	22	57	11	16	1	8	200

TOTAL FG% 1st Half: 8-23 34.8% 2nd Half: 12-27 44.4% Game: 40.0%
 3-Pt. FG% 1st Half: 4-11 36.4% 2nd Half: 3-9 33.3% Game: 35.0%
 F Throw % 1st Half: 3-7 42.9% 2nd Half: 7-13 53.8% Game: 50.0%

Miami	tot	3-pt	rebounds													
## Player	fg	fga	fga	fta	of	de	tot	pf	tp	a	b	s	min			
00 Shane Larkin	* 9	13	2	5	7	7	0	4	4	2	27	5	4	0	1	35
04 McKinney Jones	* 2	6	1	3	6	6	6	6	2	11	3	0	0	3	38	
15 Rion Brown	* 3	5	0	1	2	5	2	5	7	0	8	1	0	0	2	33
35 Kenny Kadji	* 2	5	1	3	2	1	3	4	3	7	2	5	2	0	3	31
45 Julian Gamble	* 4	6	0	0	5	10	2	0	2	0	13	0	3	1	2	28
02 Bishop Daniels	0	1	0	0	0	0	1	1	4	0	1	1	0	1	0	13
13 Steve Sorenson	0	0	0	0	0	0	0	0	0	0	0	0	0	0	0	0+
12 Justin Heller	0	0	0	0	0	0	0	0	0	0	0	0	0	0	0	0+
21 Erik Swoope	3	3	0	0	1	4	1	1	2	0	7	1	0	0	2	16
23 Tonye Jekiri	0	0	0	0	1	0	0	0	0	1	0	1	0	1	0	6
TEAM													1	3	4	
Totals	23	39	4	12	23	35	7	23	30	12	73	13	15	3	12	200

TOTAL FG% 1st Half: 8-15 53.3% 2nd Half: 15-24 62.5% Game: 59.0%
 3-Pt. FG% 1st Half: 2-5 40.0% 2nd Half: 2-7 28.6% Game: 33.3%
 F Throw % 1st Half: 9-17 52.9% 2nd Half: 14-18 77.8% Game: 65.7%

Officials: Patrick Adams, Doug Sirmons, Ron Grover
 Attendance: 3135
Score by Periods
 Jacksonville 23 34 57
 University of Miami 27 46 73
 Points in the paint-JU 16,UM 28. Points off turnovers-JU 16,UM 22.
 2nd chance points-JU 8,UM 5. Fast break points-JU 2,UM 10.
 Bench points-JU 29,UM 7. Score tied-0 times. Lead changed-0 times.
 Last FG-JU 2nd-01:05, UM 2nd-02:42.
 Largest lead-JU None, UM by 16 2nd-00:27.

Miami 77, Detroit 62
11/24/12 BankUnited Center

DETROIT 2-2	tot	3-pt	rebounds													
## Player	fg	fga	fga	fta	of	de	tot	pf	tp	a	b	s	min			
02 HOWARD, Juwan	* 1	6	0	3	3	3	0	2	2	1	5	1	1	0	1	29
03 McCALLUM, Ray	* 6	13	2	5	1	3	0	5	5	3	15	3	2	0	2	38
10 CALLISTE, Jason	* 5	10	3	8	2	3	1	2	3	3	15	1	5	0	2	34
23 ANDERSON, Doug	* 2	12	1	2	0	1	5	2	7	3	5	1	2	1	1	28
34 MINNERATH, Nick	* 7	16	5	13	3	4	2	2	4	4	22	1	1	0	1	34
11 BOUTTE, P.J.	0	1	0	0	0	0	0	0	0	0	0	0	1	0	0	8
15 NJOKU, Ugochukwu	0	0	0	0	0	0	1	0	1	0	0	0	0	0	0	3
21 LIPPERT, Jermaine	0	0	0	0	0	0	0	0	0	0	2	0	0	0	0	10
32 WILSON, Anton	0	0	0	0	0	0	0	0	0	1	0	0	0	0	0	2
33 BRUINSMA, Evan	0	1	0	1	0	0	0	3	3	3						



HEAD COACH JIM LARRAÑAGA

Second Season | Providence, 1971

Hometown: The Bronx, N.Y. | Head Coach: American International, 1977-79 | Bowling Green, 1986-97 | George Mason, 1997-2011 | Miami, 2011-present

LARRAÑAGA'S CAREER

Head Coach

2011-pres. Miami
1997-2011 George Mason
1986-97 Bowling Green
1977-79 American International

Assistant

1979-86 Virginia
1971-76 Davidson

Player / Coach

1977 Geronemo Basketball Club (Belgium)

EDUCATION

Providence College, 1971
B.A. Economics
Archbishop Malloy High School, 1967

NCAA APPEARANCES

1999 - George Mason
2001 - George Mason
2006 - George Mason (Final Four)
2008 - George Mason
2011 - George Mason

NIT APPEARANCES

1990 - Bowling Green
1991 - Bowling Green
1997 - Bowling Green
2002 - George Mason
2004 - George Mason
2009 - George Mason
2012 - Miami

PLAYING CAREER

Geronemo Basketball Club (Belgium) 1976-77
Providence College, 1967-71
Archbishop Molloy, 1963-67

MISCELLANEOUS

Clair Bee Coach of the Year, 2006
CAA Coach of the Year, 2011
CAA Coach of the Year, 1999

PERSONAL

Hometown: Bronx, N.Y.
Born: Oct. 2, 1949
Wife: Liz
Sons: Jay and Jon

Jim Larrañaga was named the 12th head coach of the University of Miami men's basketball program on April 22, 2011.

Larrañaga came to Miami after serving as the head coach at George Mason for 14 seasons. He guided that program to five NCAA Tournament appearances (1999, 2001, 2006, 2008, 2011) - including an unprecedented run to the 2006 Final Four that captured the nation's attention, defeating Michigan State, North Carolina, Wichita State and UConn along the way. Following that run, he was selected the 2006 Clair Bee Coach of the Year.

In year one at The U, the Canes posted a 20-13 record, making Larrañaga the first Miami head coach to record 20 wins in his inaugural season in Coral Gables. Under the new coaching staff, UM won nine games in conference play, the first time Miami has posted a winning record in ACC play since joining the conference for the 2004-05 season. The Canes ended the season tied for fourth in the ACC, another program-best accomplishment.

On Feb. 5, 2012, Coach L & Co. did what no other hoops coach at Miami had done when he took the Canes into Cameron Indoor Stadium and defeated No. 7/5 Duke. The Canes downed the Blue Devils 78-74 in overtime that afternoon, led by 27 points and 12 rebounds from Reggie Johnson, and received votes in the next AP Poll for the first time since 2010. Gaining momentum, Miami then beat No. 15/16 Florida State at home in front of a packed house, UM's first win over FSU since 2009. Teetering on the edge of The Dance bubble, the Canes went 1-1 in the ACC Tournament and ended up in the NIT, defeating Valparaiso, but falling to Minnesota, the eventual NIT Championship runner-up.

Three players earned postseason recognition under Larrañaga's watch, as Kenny Kadji was selected to the All-ACC third team, Durand Scott was voted an honorable mention performer and Shane Larkin earned a spot on the ACC All-Freshman Team.

Larrañaga built the GMU Patriots' program into a perennial contender in the highly-regarded Colonial Athletic Association, winning more games than any other coach in program and conference history (273) en route to three conference titles (1999, 2001, 2008).

A two-time CAA Coach of the Year honoree, Larrañaga earned the accolade in 2011, leading the Patriots to a 27-7 overall record and 16-2 conference mark en route to the CAA regular-season title and their fifth NCAA Tournament appearance under his leadership. Seeded a program-best eighth in the NCAA Tournament, George Mason rallied from a double-digit deficit to defeat ninth-seeded Villanova, 61-57, before falling to overall No. 1 seed Ohio State in the third round.

Larrañaga's teams are known for their offensive efficiency and a frenetic defense dubbed the "Scramble." In Coach L's last season, his Patriots - who were ranked 24th in the final RPI - finished the season 11th in the nation in three-point field goal percentage (39.5), 18th in scoring margin (10.3), 22nd in turnovers (11.1), 26th in assist-to-turnover ratio (1.28) and 37th in scoring defense (62.5). During its 16-game win streak - which catapulted Mason to No. 25 in the ESPN/USA TODAY Coaches Poll on Feb. 28 - all but four victories came by a double-digit margin. That streak included the 71-51 win at VCU on Feb. 15, with Mason

holding the Rams to a season-low offensive output. He became Mason's all-time leader in men's basketball victories with his 131st win on January 22, 2005, with the 77-58 decision at James Madison. He became the CAA's all-time leader in wins on February 4, 2006, when the Patriots defeated UNC Wilmington. His Mason teams went 182-89 in CAA play.

In 2006, Larrañaga became the first coach at a mid-major school to take his team to the Final Four in 27 years and earned an at-large berth for a CAA team for the first time in 20 years. Along the way, he led Mason to a school record in wins, the school's first national ranking, George Mason's first appearance in the Top 10 and the school's first wins over Top 10 teams.

WINNINGEST ACTIVE D- I HEAD COACHES

(prior to 2012-13 season)

Name	Wins
1. Mike Krzyzewski	927
2. Jim Boeheim	890
3. Bob Huggins	710
4. Roy Williams	675
5. Jerry Sloum	655
6. Bo Ryan	651
7. Rick Byrd	637
8. Mike Montgomery	635
9. Cliff Ellis	633
10. Rick Pitino	629
11. Larry Hunter	616
12. Ben Braun	603
13. John Beilein	567
14. Stew Morrill	563
15. Rick Barnes	544
16. Dave Bike	519
17. John Calipari	505
18. Lon Kruger	494
19. Tubby Smith	490
20. Jim Larrañaga	490
Don Maestri	490
22. Greg Kampe	488
23. Bill Self	476
24. Bob Thomason	467
25. Tony Shaver	461

LARRAÑAGA'S CAREER RECORDS

School	Years	Overall	Conference
American International	1977-1979	27-26	none
Bowling Green	1986-1997	170-144	101-85
George Mason	1997-2011	273-164	165-79
Miami	2011-pres.	21-14	9-7
Overall		29	493-348
			275-171

COACH JIM LARRAÑAGA AT A GLANCE

2006 Clair Bee Coach of the Year Five NCAA tournament appearances
2001 CAA Coach of the Year 2011, 2008, 2006, 2001, 1999
1999 CAA Coach of the Year Seven postseason NIT appearances
1997 MAC Coach of the Year 2012, 2009, 2004, 2002, 1997,
Seven 20-win seasons 1991, 1990

28 All-Colonial Athletic Conference selections
Coached George Evans, who was a three-time CAA Player of the Year, the CAA Rookie of the Year, a three-time CAA Defensive Player of the Year and on the CAA All-Defensive Team three times.

Two AP All-America (honorable mention) players

Nine CAA All-Defensive Team selections

Eight CAA All-Rookie Team selections

Three Dean Ehlers Award winners - given to the CAA player who best meets the criteria of academic achievement, leadership and community service.

12 All-MAC Conference selections

Coached Antonio Daniels - MAC Player of the Year and MAC Freshman of the Year

Two MAC Freshman of the Year selections

Four MAC All-Freshman Team selections

COACH LARRAÑAGA'S MILESTONE VICTORIES

Victory	Date	Opponent	Score	School
50	02/10/88	Miami (Ohio)	65-59	Bowling Green
100	02/23/91	Kent State	84-57	Bowling Green
150	12/22/94	at Ohio State	59-50	Bowling Green
200	12/27/97	Northeastern	66-60	George Mason
250	12/20/00	Coastal Carolina	81-65	George Mason
300	12/02/03	East Carolina	76-65	George Mason
350	01/26/06	William & Mary	81-58	George Mason
400	02/27/08	William & Mary	68-59	George Mason
450	12/08/10	Loyola (Md.)	66-52	George Mason

The Patriots finished the year with a 27-8 record and a No. 8 ranking in the final *USA TODAY/ESPN* Coaches Poll. Earlier that season, Mason cracked the polls at No. 25, but NCAA tournament wins over Michigan State, No. 10 North Carolina, Wichita State and No. 2 Connecticut vaulted Mason up the poll, into the national conscience and made Larrañaga a household name.

The remarkable run at George Mason began just two years into Larrañaga's tenure. After going 9-18 in his first year with the Patriots in 1997-98, Larrañaga guided the 1999 Patriots' squad to a 19-11 overall record and a 13-3 CAA mark. That season, he earned his first Coach of the Year accolades in the CAA and NABC District 4 after making a 10-game improvement and leading the program to its first-ever conference regular season championship, its second CAA Tournament title and first NCAA Tournament appearance since 1989.

The Patriots followed that with another 19-11 overall mark in 1999-2000, tying for first place in the CAA at 12-4 and earning the top seed in the conference tournament. In 2000-01, the Patriots finished 18-12 overall and 11-5 in the CAA, good for a tie for second place, and they won the CAA Tournament title and advanced to the NCAA Tournament for the second time in three years. The Patriots produced another solid

campaign with a 19-10 overall record (13-5 in the CAA) and a NIT berth in 2001-02. Mason's 2002-03 roster was hampered by injuries, but managed to pull together a 16-12 record (11-7 in the CAA), and a fourth-place CAA finish.

In 2003-04, Larrañaga led the Patriots to a 7-2 non-conference record and to a school-record 23-win season, as Mason finished 23-10 on the year, its first 20-or-more win campaign in 14 years. Gaining an NIT berth (the Patriots fourth postseason appearance in six years), Larrañaga led Mason to two consecutive postseason victories for the first time in school history.

Under Larrañaga, the Patriots have won three CAA titles including the 2008 championship when Mason went 23-11. The Patriots have appeared in the postseason each of the past four seasons for the first time in Mason history, advancing to the NCAA Tournament in 2008, the NIT in 2009, the *CollegeInsider.com* Postseason Tournament in 2010 and back to the NCAA Tournament in 2011.

With 28 years of head coaching experience, the native of Bronx, N.Y., previously served as the head coach at Bowling Green for 11 seasons (1986-1997) and at Division II American International for two seasons (1977-79).

At Bowling Green, he made an immediate impact in his first season. In 1986-87, the Falcons were the nation's most improved team under a first-year head coach that took over a program with a losing record, posting a 15-14 record for an eight-game improvement over the previous season. Larrañaga went on to record a 170-144 mark in 11 years at Bowling Green, earning the 1997 Mid-American Conference Coach of the Year honors after leading Bowling Green to a 22-10 record, a conference regular season co-championship and a berth in the National Invitation Tournament. The 22 victories were the most by a Bowling Green team in 47 years and the 13 conference wins were the second-highest total in Falcon history.

Larrañaga's 170 victories at Bowling Green ranked second all-time on the Falcons' coaching list and he was only the second coach to record consecutive postseason appearances. Larrañaga led his squad to NIT berths in 1990 (18-11) and again in 1991 (17-13), the first time the Falcons enjoyed back-to-back postseason appearances since the early '60s. Bowling Green won better than 61 percent of its games in Larrañaga's last four years, recording a 70-44 mark during that stretch. The Falcons finished fourth or better in the MAC in five of Larrañaga's 11 seasons and he is among the winningest coaches in MAC history.

Larrañaga received his first head coaching position in 1977 when he was named to the post at American International, a Division II program in Springfield, Mass. Taking over a team that had suffered through five consecutive losing seasons prior to his arrival, Larrañaga turned AIC into a winning program in his first year and compiled a 28-25 mark in two seasons.

A 1971 graduate of Providence College with a degree in economics, Larrañaga was a four-year letterman for the Friars. As the team captain in his senior season, he led Providence to a 20-8 record and an NIT appearance. He graduated as the school's fifth all-time leading scorer with 1,258 points and was selected in the sixth round of the draft by the Detroit Pistons of the National Basketball Association. He was the team's top scorer as a sophomore and junior and was named New England's Division I Sophomore of the Year in 1969. He was inducted into the Providence College Hall of Fame in 1991.

His first coaching opportunity came at Davidson College, where he served as an assistant coach to Terry Holland. Davidson captured three Southern Conference regular-season championships and an NIT berth in his five years there, and he compiled a 47-12 record doubling as the freshman team coach. In 1976, he left Davidson and spent one season as player-coach for the Geronemo Basketball Club in Belgium.

After his two-year stint at American International, Larrañaga was reunited with Holland at the University of Virginia in April 1979. An assistant coach under Holland for seven seasons from 1979-86, he helped the Cavaliers reach the NCAA Final Four on two occasions (1981 and 1984), finish in the top five of the AP and UPI polls and average more than 24 victories per season. The Cavaliers were 169-62, won three regular season Atlantic Coast Conference championships and made four NCAA Tournament appearances. Virginia also made a pair of NIT appearances, winning the NIT Championship in 1980. Larrañaga was on the staff during the careers of three-time National Player of the Year Ralph Sampson and NBA first-round draft choice Olden Polynice.

Larrañaga, 63, and his wife, Liz, have two sons - Jay, who played for his father at Bowling Green and is an assistant coach with the Boston Celtics, and Jon, who was a member of his father's George Mason teams from 1999-2003 - and four grandchildren.

LARRAÑAGA YEAR-BY-YEAR

Year	School	Overall	Conference		Post-Season
		W-L	W-L	Finish	
1977-78	American International	14-13			
1978-79	American International	13-13			
1986-87	Bowling Green	15-14	10-6	3	
1987-88	Bowling Green	12-16	7-9	t-5	
1988-89	Bowling Green	13-15	6-10	t-6	
1989-90	Bowling Green	18-11	9-7	t-3	NIT 0-1
1990-91	Bowling Green	17-13	9-7	t-4	NIT 0-1
1991-92	Bowling Green	14-15	8-8	5	
1992-93	Bowling Green	11-16	8-10	t-6	
1993-94	Bowling Green	18-10	12-6	t-2	
1994-95	Bowling Green	16-11	10-8	t-5	
1995-96	Bowling Green	14-13	9-9	t-6	
1996-97	Bowling Green	22-10	13-5	t-1	NIT 0-1
1997-98	George Mason	9-18	6-10	6	
1998-99	George Mason	19-11	13-3	1	NCAA 0-1
1999-00	George Mason	19-11	12-4	t-1	
2000-01	George Mason	18-12	11-5	3	NCAA 0-1
2001-02	George Mason	19-10	13-5	2	NIT 0-1
2002-03	George Mason	16-12	11-7	4	
2003-04	George Mason	23-10	12-6	3	NIT 2-1
2004-05	George Mason	16-13	10-8	6	
2005-06	George Mason	27-8	15-3	t-1	NCAA 4-1
2006-07	George Mason	18-15	9-9	5	
2007-08	George Mason	23-11	12-6	2	NCAA 0-1
2008-09	George Mason	22-11	13-5	2	NIT 0-1
2009-10	George Mason	17-15	12-6	4	CIT 0-1
2010-11	George Mason	27-7	16-2	1	NCAA 1-1
2011-12	Miami	20-13	9-7	t-4	NIT 1-1
2012-13	Miami	3-1			
Overall		493-348	275-171		



Assistant coaches Michael Huger, Eric Konkol and Chris Caputo have aided Coach Larrañaga for a combined 26 seasons.

Michael Huger

Defensive Coordinator

Michael Huger enters his second season at the University of Miami and his sixth season as an assistant coach for head coach Jim Larrañaga assisting in all aspects of the program. He has seven seasons of collegiate coaching experience and a dozen years of professional basketball experience.

In four seasons at George Mason, Huger helped lead the Patriots to the postseason every year, including NCAA berths in 2008 and 2011. In 2011, the team defeated Villanova to advance to the third round of the NCAA Tournament, earned a regular-season CAA title and posted a school-record tying 27 wins. In 2009, he helped Mason to an NIT bid and its second-straight 20-win season. In 2008, Huger helped the Patriots to their second-highest win total in school history as they beat nationally-ranked Kansas State and won the CAA title for the first time since 2001.

Huger began his coaching career at Longwood University (Va.) under Mike Gillian, a former Mason assistant coach under Larrañaga, where he spent two seasons.

Before joining the coaching ranks, Huger played professional basketball in Europe, spending two years in Holland (1994-96) and nine in Belgium (1996-2005). He was selected Dutch League MVP in 1996 after averaging 25.3 points and 5.8 assists, and went on to earn First Team All-Belgium honors in 2000 and 2004 after leading his clubs to Belgium Cup championships in both seasons.

A native of New York City, Huger is a 1994 graduate of Bowling Green State University with a bachelor's degree in education. There he played for Larrañaga from 1989-93, helping the Falcons to a pair of NIT appearances. He earned Mid-American Conference honors in his final two seasons, and was a Naismith Award nominee and the runner-up for conference player of the year as a senior. As a prep player, he helped lead Stevenson High School (Bronx) to back-to-back PSAL City Championships in 1988 and 1989.

Huger and his wife, Tonya, have a son, Michael Anthony II.

Eric Konkol

Offensive Coordinator

Eric Konkol enters his second season at the University of Miami and ninth as a member of head coach Jim Larrañaga's staff. He assists in all aspects of the program including recruiting, practices, individual player workouts and game prep.

Konkol previously worked with Larrañaga at George Mason from 2002-03 through 2004-05 and 2007-08 through last season, helping to develop 12 All-CAA selections, five CAA All-Rookie honorees and 16 professional players. In the interim, he spent two years coaching at national power Hopkins High School in Minnesota under Ken Novak, Jr. - who was named 2011 ESPN RISE National Boy's Basketball Coach of the Year - and had a short stint on the coaching staff at North Dakota State.

He served as Mason's scouting director from 2002-05 and helped recruit the top non-BCS recruiting class in 2009 according to ESPN.com. Additionally, he monitored the academic progress of the men's basketball student-athletes, graduating 20-of-22 student-athletes who completed their eligibility - with two more students graduating in May 2011. In both 2009 and 2010, the program was recognized by the NCAA with an Academic Progress Rate in the nation's top 10 percent.

Konkol previously worked on Buzz Peterson's staff as a student assistant for NIT champion Tulsa in 2000-01 and as a graduate administrative assistant at Tennessee in 2001-02, earning a master's degree in sport management.

A native of Amherst, Wis., Konkol is a 2000 graduate of the University of Wisconsin at Eau Claire with a bachelor's degree in kinesiology, with an emphasis in exercise management. He played three seasons of basketball for the Division III program - advancing to the national championship game in 2000. He received the team's inspiration award after his junior and senior seasons with the Blugolds, and was an honorary captain as a senior.

He spent his first two years, including one redshirt season, at the University of Wisconsin at Platteville playing for current Wisconsin head coach Bo Ryan. A 1995 graduate of Amherst High School, he was a three-sport athlete (basketball, baseball and cross country) and closed his prep career as the school's all-time leading scorer with 1,871 points.

Konkol and his wife Meagan, have two sons, Ethan and Ryan.

The Assistants

Chris Caputo

Scout Team Coordinator

Chris Caputo enters his second season with the Hurricanes and his 11th season on head coach Jim Larrañaga's staff. Entering his eighth season as an assistant coach, his primary responsibilities include recruiting and scouting the opposition.

Caputo played a major role in George Mason's run to the Final Four in 2006, putting together scouting reports to prepare the Patriots as they played nationally-ranked teams and future NBA players in nearly every round.

He has also helped lead the Patriots to the postseason for a Mason-record four-straight seasons, including NCAA berths in 2008 and 2011. In 2011, the team defeated Villanova to advance to the third round of the NCAA Tournament, earned a regular-season CAA title and posted a school-record tying 27 wins. In 2009, he helped Mason to an NIT bid and its second-straight 20-win season. In 2008, Caputo helped the Patriots to their second-highest win total in school history as they beat nationally-ranked Kansas State and won the CAA title for the first time since 2001.

As an assistant at Mason, Hoopscop.com named him one of the Top 25 non-BCS assistant coaches in the nation. In 2010, Caputo attended the Villa 7 Consortium, an educational symposium and networking opportunity for some of the nation's top assistants. In 2011 alone, 19 alumni of Villa 7 have been hired as head coaches.

Prior to becoming an assistant coach, Caputo worked on Larrañaga's staff as the video coordinator, coordinated the staff recruiting database and mailing system, as well as serving in other administrative capacities.

A native of Elmhurst, N.Y., Caputo is a 2002 graduate of Westfield (Mass.) State College with a degree in finance and economics. He was a four-year letterwinner as a point guard for the Division III Owls, and served as captain and earned the team's Outstanding Contributor Award as a senior. A 1998 graduate of Archbishop Molloy High School - Larrañaga's alma mater, he too played for legendary head coach Jack Curran.

Caputo and his wife Julie married in May.

THE LAST TIME A ...**Player Scored 30 Points**

Miami Kenny Kadji (30), UNC Greensboro, 1/2/12
 Opponent Terrell Stoglin (33), Maryland, 2/1/12

Player Scored 35 Points

Miami Jack McClintock (35) vs. North Carolina, 3/15/09
 Opponent Sean Singletary (41), Virginia, 3/1/08

Player Scored 40 Points

Miami Darius Rice (43) vs. Connecticut, 1/20/03
 Opponent Sean Singletary (41), Virginia, 3/1/08

Two Players Scored 20 Points

Miami Malcolm Grant (23), Reggie Johnson (20) at NC State, 1/23/11
 Opponent Omari Grier (27), Raymond Taylor (20) FAU, 12/17/11

Three Players Scored 20 Points

Miami Dwayne Collins (23), Brian Asbury (21), Jack McClintock (20) vs. Virginia Tech, 1/25/09
 Opponent Travis Mays (40), Alvin Heggs (22), Lance Blanks (21), Texas, 2/22/89

Five Players Scored in Double Figures

Miami Reggie Johnson (22), Trey McKinney Jones (14), Shane Larkin (13), Kenny Kadji (12), Rion Brown (10), vs. Stetson, 11/9/12
 Opponent Jon Scheyer (27), DeMarcus Nelson (19), Kyle Singler (12), Greg Paulus (12), Lance Thomas (10) Duke, 2/20/08

Six Players Scored in Double Figures

Miami Durand Scott (17), Rion Brown (15), Reggie Johnson (11), Shane Larkin (11), Trey McKinney Jones (11), DeQuan Jones (11) vs. Appalachian State, 12/30/11

Player Grabbed 15 Rebounds

Miami Reggie Johnson (20) vs. Florida Atlantic, 3/16/11
 Opponent Gani Lawal (18), Georgia Tech, 2/10/10

Two Players Grabbed 10 Rebounds

Miami Kenny Kadji (12) and Reggie Johnson (11) vs. Stetson, 11/9/12
 Opponent Marcus Ginyard (12), John Henson (12), North Carolina, 3/2/10

Three Players Grabbed 10 Rebounds

Miami Mark Richardson (11), Eric Brown (10), Joe Wylie (10) vs. FIU, 3/6/89
 Opponent Matt Harpring (12), Dion Glover (10), Michael Maddox (10), Georgia Tech, 12/2/79

Player Had 10 Assists

Miami Durand Scott (10) vs. North Carolina Central, 11/14/09
 Opponent Kendall Marshall (10), North Carolina, 3/11/11

Player Had 10 Blocks

Miami Anthony King (10) vs. Florida Atlantic, 11/29/04
 Opponent Jarvis Varnado (10), Mississippi State, 12/13/07

Player Had a Double-Double

Miami Kenny Kadji (14 pts, 11 rebs), vs. Detroit, 11/24/12
 Opponent CJ Leslie (21 pts, 11 rebs), at NC State, 2/29/12

Player Had a Triple-Double

Miami Anthony King (11 pts, 10 reb, 13 blks) vs. Florida Atlantic, 11/29/04
 Opponent Brendan Haywood (18 pts, 14 reb, 10 blks), North Carolina, 12/4/00

Two Players Had Double-Doubles

Miami Reggie Johnson (22 pts, 11 rebs) & Kenny Kadji (12 pts, 12 rebs), vs. Stetson, 11/9/12
 Opponent Hasheem Thabeet (19 pts, 14 reb), A.J. Price (13 pts, 11 reb), Connecticut, 11/23/08

Team Scored 100 Points

Miami 108 vs. Nova Southeastern, 11/16/09
 Opponent 105, North Carolina, 1/31/07

Team Scored 50 Points in a Half

Miami 53, (2nd half) Stetson, 11/9/12
 Opponent 51 (2nd half), UCF, 12/18/10

Team Shot 50 Percent in Both Halves

Miami .519 (14-27) / .519 (14-27) vs. Detroit, 11/24/12
 Opponent .609 (14-23) / .560 (14-25), Minnesota, 3/9/12

Team Shot 60 Percent in a Half

Miami .625 (15-24), second half, vs. Jacksonville, 11/16/12
 Opponent .609 (14-23), first half, Minnesota, 3/9/12

Team Shot 70 Percent in a Half

.706 (12-17), second half vs. FAU, 12/17/11


Team Shot 60 Percent in a Game

Miami .620 (31-50), vs. FAU, 12/17/11
 Opponent .622 (23-37), Clemson, 12/21/08


Team Shot Less Than 30 Percent in a Game

Miami .291 (16-55), FGCU, 11/13/12
 Opponent .274 (17-62), Georgia Tech, 2/3/11

2012-13 Photo Roster




25
Garrius Adams
Sr. | G | 6-6 | 195
Apex, N.C.
Middle Creek




10
Raphael Akpejori
Jr. | F | 6-10 | 236
Lagos, Nigeria
Sunrise Christian Academy (Kan.)




15
Rion Brown
Jr. | G | 6-6 | 200
Hinesville, Ga.
Liberty County




2
Bishop Daniels
R-Fr. | G | 6-3 | 176
Raleigh, N.C.
Word of God Christian Academy



45
Julian Gamble
Sr. | F/C | 6-10 | 250
Durham, N.C.
Southern Durham




12
Justin Heller
Jr. | G | 6-2 | 180
Boca Raton, Fla.
West Boca Raton Community




Tonye Jekiri
Fr. | C | 7-0 | 227
Hialeah, Fla.
Champagnat Catholic School




42
Reggie Johnson
Sr. | C | 6-10 | 292
Winston-Salem, N.C.
Winston-Salem Prep




35
Kenny Kadji
Sr. | F/C | 6-11 | 242
Douala, Cameroon
Pendleton/IMG/Florida




0
Shane Larkin
So. | G | 5-11 | 176
Orlando, Fla.
Dr. Phillips (Fla.)




4
Trey McKinney Jones
Sr. | G | 6-5 | 220
Milwaukee, Wis.
South Milwaukee/UMKC



1
Durand Scott
Sr. | G | 6-5 | 203
The Bronx, N.Y.
Rice High



3
Steve Sorenson
Fr. | G | 6-0 | 151
Dallas, Texas
Mark's School of Texas



21
Erik Swoope
Jr. | F | 6-6 | 233
Lake Elsinore, Calif.
Harvard-Westlake



Jim Larranaga
Head Coach



Eric Konkol
Assistant Coach



Michael Huger
Assistant Coach



Chris Caputo
Assistant Coach



Mike Summey
Director of Operations



GARRIUS ADAMS

Senior | Guard | 6-6 | 195

Apex, N.C. | Middle Creek

#25

Adams Season / Career Highs

Points

Season: --
Career: 16, at UNGC 02/15/11

Rebounds

Season: --
Career: 9, vs. Virginia 2/5/11

Assists

Season: --
Career: 6, vs. McNeese State 11/24/10

Steals

Season: --
Career: 3, (4x) last at Ole Miss 11/25/11

Blocked Shots

Season: --
Career: 2, (2x) last vs. Boston College 1/19/10

Field Goals

Season: --
Career: 6, at UNGC 2/15/11

Field Goal Attempts

Season: --
Career: 11, at UNGC 2/15/11

Free Throws

Season: --
Career: 7, vs. UCF 12/18/10

Free Throw Attempts

Season: --
Career: 12, vs. UCF 12/18/10

3-Point Field Goals

Season: --
Career: 4 (2x) last at West Virginia 12/10/11

3-Point Field Goal Attempts

Season: --
Career: 7 (4x) last vs. FGCU 11/22/11

Foul Disqualifications

Season: --
Career: 1, vs. Tennessee Tech 11/11/11

Minutes

Season: --
Career: 40, vs. Virginia 2/5/11

As a Junior (2011-12): In 19 games, averaged 4.5 points, 2.1 rebounds, 0.9 assists and 0.6 steals in 16.9 minutes per game ... Shot 39.7 percent from field, 34.0 from distance and 55.0 at the line ... Started first six games of season ... Sat out 14 games in January and February with lower extremity injury. Had surgery on Jan. 19 and returned to court Feb. 18 ... Posted 2.4 points, 0.6 rebounds in five ACC games ... Scored 6.5 ppg in two NIT games, playing 25.5 mpg ... Led (or tied) for team game highs in steals four times and in scoring, rebounding, assists and blocks once apiece ... Season highs include 15 points at West Virginia, eight rebounds vs. Tennessee Tech, three assists vs. Valparaiso, trio of steals at Ole Miss, four three-pointers made at West Virginia and 32 minutes at West Virginia and against Florida Gulf Coast.

As a Sophomore (2010-11): Played in all 36 games, with 24 starts - including stretch of 15 straight during ACC play (1/15-3/6) ... Averaged 7.3 points, 3.7 rebounds, 1.8 assists and 1.0 steal in 28.2 minutes per game ... Played at least 20 minutes in 33-of-36 games this season, with 1,014 minutes on hardwood, ranking 17th in program history ... Scored in double-figures 12 times, including seven times versus ACC opponents ... Grabbed five-plus boards 11 times, including season-high nine in overtime win against Virginia (2/5).

As a Freshman (2009-10): Averaged 3.8 points and 2.1 rebounds per game, playing in 32 games as true freshman -- tying Reggie Johnson for second-most appearances among UM freshmen in 2009-10 ... Started seven-straight games in ACC play -- also second most among UM freshmen, posting 3.9 points and 1.7 boards per outing versus conference opponents ... Knocked down three-pointer in seven of last 12 games ... Scored in double figures twice, including season- and game-high 13 points at Wake Forest (2/2) on season-best 4-of-8 shooting from field -- including season-best 3-for-5 from beyond the -- with three rebounds and steal.

High School: Ranked among the top 20 shooting guards by ESPN and among top 30 by Scout ... Averaged 21.8 points per game as a senior en route to setting Middle Creek High School scoring record in career points ... In 2009, named to N.C. Basketball Coaches Association District 5 All-District first team and NCPreps.com All-State Boys Basketball Team ... Competed in North Carolina/South Carolina All-Star Classic ... As a junior, averaged 18.2 points and 7.8 rebounds per game en route to NCHSAA 4-A All-State honors ... Coached by David Kushner ... Averaged 20.1 points per game with AAU team -- Garner Road, and was named to all-tournament team at Bob Gibbons Tournament of Champions in May 2008 ... Also recruited by Wake Forest, NC State, Virginia Tech and South Carolina.

Personal: First name is pronounced GARY-us ... Born Nov. 15, 1990 ... Son of Valerie and Gary Adams ... Brother to Deion, Ashley and Destiny ... Sports administration major with aspirations of becoming general manager of NBA team ... Off the court, enjoys music.

2009-10			
Opposition	P	R	A
NC Central	3	4	0
Nova Southeastern	10	2	0
Tulane	4	2	1
UNC Wilmington	0	0	0
South Carolina	3	2	0
FGCU	6	3	2
USC Upstate	1	3	1
Minnesota	2	1	1
at Boston College	4	1	1
SC State	5	4	1
at Stetson	4	5	0
FAU	9	2	1
NC A&T	1	8	1
Bethune-Cookman	6	2	0
at Pepperdine	5	1	2
Wake Forest	0	1	0
at Virginia Tech	6	2	1
at Virginia	0	1	0
Boston College	2	2	3
at Maryland	4	1	1
Virginia Tech	3	1	0
at Wake Forest	13	3	0
at Florida St.	5	3	1
Georgia Tech	6	3	0
at Clemson	5	0	2
Duke	2	2	0
Virginia	3	3	0
NC State	9	1	0
at North Carolina	0	1	0
Florida St.	0	2	0
Wake Forest	0	0	0
Duke	0	0	0

2010-11			
Opposition	P	R	A
Jacksonville	3	1	3
at Memphis	5	7	0
N.C. Central	10	3	2
at Rutgers	0	0	0
McNeese St.	11	4	6
at FGCU	13	5	1
Ole Miss	6	3	2
West Virginia	9	3	2
Stetson	4	2	5
UCF	7	5	0
Oral Roberts	10	2	0
Rice	9	4	3
Akron	4	1	1
Pepperdine	6	0	2
at Duke	0	3	0
at Clemson	14	5	3
BC	12	2	2
Florida St.	2	8	2
at NC State	2	2	2
UNC	12	3	1
at Virginia Tech	11	2	1
Georgia Tech	11	3	1
Virginia	8	9	2
at Wake Forest	8	4	1
Duke	9	6	2
at UNGC	16	4	2
Clemson	4	5	3
at BC	12	6	4
at Florida St.	7	8	3
Maryland	4	4	3
at Georgia Tech	7	1	1
Virginia	10	5	2
UNC	0	3	1
FAU	4	2	1
Missouri St.	8	3	1
at Alabama	4	4	1

2011-12			
Opposition	P	R	A
TENNESSEE TECH	3	8	0
RUTGERS	9	3	2
UNF	14	5	2
FLA. GULF COAST	7	4	1
at Ole Miss	4	7	1
at Purdue	2	1	1
Memphis	0	0	0
at West Virginia	15	3	2
APPALACHIAN ST.	3	1	1
UNCG	0	1	1
WAKE FOREST	6	2	1
at Maryland	0	0	0
FLORIDA STATE	1	0	0
at NC State	5	1	0
BOSTON COLLEGE	0	0	1
at Georgia Tech	0	0	0
vs. Florida State	3	1	1
VALPARAISO	8	2	3
MINNESOTA	5	1	0

CAREER STATISTICS														Rebounds				Scoring							
Season	GP	GS	Min.	Avg.	FG	Total FGA	Pct.	3-Point FG	3-Point FGA	Pct.	FT	FTA	Pct.	Off.	Def.	Tot.	Avg.	PF	FO	Ast.	TO	Blk	Stl	Pts.	Avg.
2009-10	32	7	540	16.9	38	118	.322	26	89	.292	19	29	.655	19	47	66	2.1	20	0	19	25	6	23	121	3.8
2010-11	36	24	1014	28.2	88	227	.388	35	114	.307	51	75	.680	37	95	132	3.7	68	0	66	60	6	37	262	7.3
2011-12	19	6	319	16.8	29	73	.397	16	47	.340	11	20	.550	11	29	40	2.1	21	1	17	14	2	11	85	4.5
TOTAL	87	37	1873	21.5	155	418	.371	77	250	.308	81	124	.653	67	171	238	2.7	109	1	102	99	14	71	468	5.4

ADAMS 2012-13			TOTAL			3-PTS			FREE THROWS			REBOUNDS												
Opponent	Date	GS	Min	FG	FGA	Pct	3FG	FGA	Pct	FT	FTA	Pct	Off	Def	Tot	Avg	PF	FO	A	TO	Blk	Stl	Pts	Avg
STETSON	11-09-12		DNP																					
at FGCU	11-13-12		DNP																					
JACKSONVILLE	11-16-12		DNP																					
DETROIT	11-24-12		DNP																					



RAPHAEL AKPEJORI #10

Junior | Forward | 6-10 | 236

Lagos, Nigeria | Sunrise Christian Academy (Kan.)

Akpejori Season / Career Highs

Points

Season: --
Career: 8, vs. NC Central 11/19/10

Rebounds

Season: --
Career: 7, at Purdue 11/29/11

Assists

Season: --
Career: 1 (2x), last at Purdue 11/29/11

Steals

Season: --
Career: 1, 5x, last at Georgia Tech, 3/8/12

Blocked Shots

Season: --
Career: 4 (2x), last vs. UNF 11/19/11

Field Goals

Season: --
Career: 3(2x) last vs. Tennessee Tech 11/11/11

Field Goal Attempts

Season: --
Career: 4, UNF 11/19/11

Free Throws

Season: --
Career: 4, at Rutgers 11/21/10

Free Throw Attempts

Season: --
Career: 4 (4x), last vs. Memphis 12/06/11

3-Point Field Goals

Season: --
Career: --

3-Point Field Goal Attempts

Season: --
Career: --

Foul Disqualifications

Season: --
Career: --

Minutes

Season: --
Career: 22, vs. UNF 11/19/11

As a Sophomore (2011-12): Season highs include seven points vs. Tennessee Tech, seven rebounds at Purdue, four blocked shots vs. UNF, 22 minutes vs. UNF ... Averaged 1.6 points, 1.5 rebounds, 0.5 blocks in 22 games played ... Shot 48.1 percent from field and 58.8 percent at the line ... In ACC play, recorded 1.0 ppg and 1.0 rpg in eight games ... Averaged 3.1 points and 2.6 rebounds in first nine games of season ... Led (or tied) for team game highs in blocked shots three times and in rebounds once ... Was perfect from field in five games, including 3-of-3 against Tennessee Tech ... Notched five points, four rebounds and four blocks in 22 minutes against UNF ... Averaged 11.9 minutes per game until return of Reggie Johnson ... Book Buster (3.0 GPA) ... Athletics Director Honor Roll (3.2 GPA) ... Dean's List (3.5 GPA).

As a Freshman (2010-11): Saw action in 20 games as true freshman, averaging 1.6 points and 1.6 rebounds in 4.9 minutes per game ... Productive during time on hardwood, with 12 blocks tying for third-most on squad ... UM's second-most active player on glass, pulling down 18.5 percent of rebounds when in game - including 20.8 percent of defensive boards ... Hit both free throws at UNC Greensboro (2/15), converting five of last six attempts from the charity stripe during season ... Registered at least one block in four-straight games - including a career-high four blocks in win over McNeese State (11/24), for second-most blocks in a game by a Cane in 2011.

High School: Kansas All-State Class 1-A honorable mention selection ... Rated as No. 64 power forward by ESPN ... Helped team finish with just two losses in 2009-10, with one of those to nationally-ranked power Providence School (Fla.) who won 2-A FHSAA state title ... Poured in game-high 23 points (including three dunks) and 12 rebounds in win over Liberal ... Added another double-double with 14 points and 10 rebounds against Dodge City ... Named to Fantasy of Lights All-Tournament Team after helping team to championship game win over Mansfield Timberview ... Sat out 2008-09 season with injury ... Named to Hawk Challenge All-Tournament Team following back-to-back double-digit scoring performances in state of Florida ... Played AAU basketball for Baltimore Elite ... Played in international game during 2008 Jordan Brand Basketball Classic in New York City ... Coached by Kyle Lindsted at Sunrise Christian.

Personal: Full name is Ehasor Raphael Akpejori ... Goes by Raphael ... First name is pronounced A-tha-saur ... Last name is pronounced AHK-peh-jour-ee ... Born Oct. 10, 1990 ... Standout in the classroom as well as on court, majoring in mechanical engineering ... Also recruited by Texas A&M, Colorado, USF and UCF.


2010-11				2011-12			
Opposition	P	R	A	Opposition	P	R	A
Jacksonville	0	1	0	TENNESSEE TECH	7	3	0
at Memphis	2	1	0	RUTGERS	3	1	1
N.C. Central	8	5	0	UNF	5	4	0
at Rutgers	4	2	0	FLA. GULF COAST	0	0	0
McNeese St.	2	4	0	at Ole Miss	0	1	0
at FGCU	1	2	0	at Purdue	2	7	1
West Virginia	0	0	0	UMASS	6	3	0
Stetson	2	0	0	Memphis	2	2	0
UCF	1	1	0	at West Virginia	3	2	0
Oral Roberts	2	4	0	at Charlotte	0	0	0
Rice	0	2	0	APPALACHIAN ST.	0	0	0
Pepperdine	3	2	0	at North Carolina	2	1	0
at Duke	1	3	0	at Boston College	0	0	0
at Clemson	0	0	0	MARYLAND	4	1	0
Florida St.	2	0	0	VIRGINIA TECH	0	0	0
UNC	1	1	0	NORTH CAROLINA	0	0	0
at Virginia Tech	0	0	0	WAKE FOREST	0	0	0
at UNC	2	2	0	at Maryland	2	2	0
Maryland	0	0	0	FLORIDA STATE	0	4	0
at Alabama	0	1	0	at Georgia Tech	0	0	0
				vs. Florida State	0	1	0
				MINNESOTA	0	1	0

CAREER STATISTICS

Season	GP			Min.	Avg.	Total			3-Point			Free Throws			Rebounds				Scoring						
	GP	GS	Min.			FG	FGA	Pct.	FG	FGA	Pct.	FT	FTA	Pct.	Off.	Def.	Tot.	Avg.	PF	FO	Ast.	TO	Blk	Stl	Pts.
2010-11	20	0	98	4.9	5	10	.500	0	0	.000	21	32	.656	13	18	31	1.6	16	0	0	5	12	2	31	1.6
2011-12	22	3	147	6.7	13	27	.481	0	0	.000	10	17	.588	21	12	33	1.5	27	0	2	7	11	4	36	1.6
2012-13																									
TOTAL	42	3	245	5.8	18	37	.486	0	0	.000	31	49	.633	34	30	64	1.5	43	0	2	12	23	6	67	1.6

AKPEJORI 2012-13

Opponent	Date	TOTAL			3-PTS			FREE THROWS			REBOUNDS				PF	FO	A	TO	Blk	Stl	Pts	Avg
		GS	Min	FG	FGA	Pct	3FG	FGA	Pct	FT	FTA	Pct	Off	Def								
STETSON	11-09-12		DNP																			
at FGCU	11-13-12		DNP																			
JACKSONVILLE	11-16-12		DNP																			
DETROIT	11-24-12		DNP																			



RION BROWN

Junior | Guard | 6-6 | 200

Hinesville, Ga. | Liberty County

#15

Brown Season / Career Highs

Points

Season: 10, vs. Stetson 11/9/12

Career: 19, vs. Maryland 3/2/11

Rebounds

Season: 7, vs. Jacksonville 11/16/12

Career: 8, vs. Georgia Tech 2/3/11

Assists

Season: 3, at FGCU 11/13/12

Career: 3 (5x), last at FGCU 11/13/12

Steals

Season: 2, vs. Jacksonville 11/16/12

Career: 3, vs. NC Central 11/19/10

Blocked Shots

Season: 1, at FGCU 11/13/12

Career: 1, (5x) last at FGCU 11/13/12

Field Goals

Season: 4, vs. Stetson 11/9/12

Career: 6 (2x), last vs. Valparaiso 3/14/12

Field Goal Attempts

Season: 9, vs. Stetson 11/9/12

Career: 12, vs. Minnesota 3/19/12

Free Throws

Season: 2 (2x) last vs. Detroit 11/24/12

Career: 5 (2x) last vs. App. State 12/30/11

Free Throw Attempts

Season: 5, vs. Jacksonville 11/16/12

Career: 6 (2x) last vs. App. State 12/30/11

3-Point Field Goals

Season: 2, vs. Stetson 11/9/12

Career: 6, vs. Maryland 3/2/11

3-Point Field Goal Attempts

Season: 6 (2x), last at FGCU 11/13/12

Career: 8, vs. Florida St. 3/9/12

Foul Disqualifications

Season: --

Career: --

Minutes

Season: 35, at FGCU 11/13/12

Career: 37, vs. Valparaiso 3/14/12

As a Sophomore (2011-12): Ended season on a streak of hitting a three-pointer in seven-straight games, which ties for fourth-longest current streak in ACC ... Second on team in three-point percentage, hitting 41-104 (39.4%) from distance ... Second on squad with 41 made treys ... Played in 31 games, starting final three of season ... Did not play against UNF or Florida Gulf Coast due to illness ... In 19.9 minutes per game, averaged 7.2 points, 2.8 rebounds, 0.5 assists, 0.5 steals ... Hit 42.7 percent from field, 39.4 from distance and 76.6 at line overall ... In ACC play, averaged 6.0 points, 2.7 rebounds and 1.0 three-pointer made per game ... Scored in double digits 10 times, including final four games ... Knocked down multiple threes 10 times, twice hitting four ... Knocked down 11 threes in four postseason games, leading team with 14.3 points in ACC Tournament and NIT combined ... In ACC Tournament was second on team in scoring with 11.5 ppg, hitting five threes in two games, and had 5.0 rebounds ... Led team in NIT with 17.0 points and 35.5 minutes per night, and was second with 6.0 rebounds in two games ... Shot 47.8 percent from field, 42.9 percent from long range and 85.7 percent at line in NIT ... Led (or tied) for team game highs in scoring three times, steals twice and rebounds once ... Season highs include 18 points vs. Valparaiso, four three-pointers made vs. Valpo and FAU, six rebounds three times, three assists vs. Wake Forest and at Boston College, two steals a trio of times and 37 minutes against Valparaiso.

As a Freshman (2010-11): Played in all 36 games, starting all five contests in postseason - two in ACC Tournament play and three in NIT ... Averaged 4.4 points and 2.0 rebounds in 16.9 minutes per game ... Saw 15-plus minutes on hardwood in each of final 18 games, including personal ACC-high 30 minutes in breakout game versus Maryland (3/2) ... Versus Terps, registered career highs in points (19), field goals made (6), three-pointers made (6) and assists (3) ... Finished 6-of-7 from long range, becoming third Cane to convert six threes in a single game (Adrian Thomas and Malcolm Grant each did it twice) ... six three-pointers are most by a Miami freshman in a decade -- since Darius Rice went 7-for-15 from downtown versus Virginia Tech on Jan. 10, 2001 ... Also had big game versus Virginia (2/5) - with Canes trailing five points with 30 seconds remaining in regulation, sank deep three-pointer from U logo, and then with Miami down by three, converted all three free throws with just 13 seconds on clock to send game into overtime ... Finished with eight points -- with those five in final 30 seconds of regulation, three rebounds and one block in 24 minutes.

High School: Selected Class 3-A South Player of Year by Georgia Athletic Coaches Association ... Listed as a four-star recruit by *Rivals* and *Scout.com* ... Rated as No. 15 shooting guard by *Scout*, No. 47 shooting guard by *ESPN* and No. 61 nationally by *Rivals* ... Selected as a GHSAA State Senior All-Star ... As senior, averaged 22.8 points per game, while shooting 55 percent from field and 38 percent from beyond arc ... Set school records with single-game high of 42 points and single-season record of 660 points ... Selected as WTOG-TV Player of Week (1/11/10) after that career-high 42-point performance in win over Burke County ... Helped lead team to second round of Georgia 3-A High School State Playoffs ... Scored game-high 28 points (including 10 in fourth quarter) in win over West Laurens ... Dropped in 28 points for Liberty County in win over Metter and added 26 points against Bradwell as part of Gentlemen's Classic Tournament in Statesboro, Ga. ... Finished with 25 points in Liberty County's win over Thomson ... Teammate of Tennessee signee Jordan McRae ... Coached by Willie Graham ... Played AAU basketball for Worldwide Renegades.

Personal: First name is pronounced Ryan ... Born Sept. 3, 1991 ... Son of Lisa Brown and Tico Brown, who played basketball at Georgia Tech, in Continental Basketball Association and overseas. When he retired, Tico was CBA's all-time leading scorer (8,538 points) and was voted to All-Time CBA Team ... Brother to Tico Brown II ... Majoring in sports administration ... Also recruited by Georgia, Alabama and Virginia.


2010-11				2011-12			
Opposition	P	R	A	Opposition	P	R	A
Jacksonville	3	2	1	TENNESSEE TECH	7	3	1
at Memphis	0	2	0	RUTGERS	0	4	1
N.C. Central	17	2	2	at Ole Miss	0	0	0
at Rutgers	5	2	0	at Purdue	3	4	0
McLeese St.	16	4	0	UMASS	7	2	0
at FGCU	5	0	1	Memphis	6	1	0
Ole Miss	3	2	1	at West Virginia	0	0	0
West Virginia	0	1	0	vs. FAU	15	0	0
Stetson	3	0	1	at Charlotte	11	2	0
UCF	0	0	0	APPALACHIAN ST.	15	3	0
Oral Roberts	1	1	0	UNCG	6	2	1
Rice	0	1	0	at Virginia	4	1	0
Akron	0	1	0	at North Carolina	3	2	0
Pepperdine	9	1	0	CLEMSON	5	2	0
at Duke	0	0	0	NC STATE	10	4	0
at Clemson	1	0	0	at Georgia Tech	0	1	1
BC	0	0	1	at Boston College	2	3	3
Florida St.	0	1	0	MARYLAND	5	3	1
at NC State	3	0	1	at Duke	5	1	1
UNC	0	1	0	VIRGINIA TECH	8	3	0
at Virginia Tech	7	3	0	at Florida State	5	3	0
Georgia Tech	5	8	1	NORTH CAROLINA	5	5	1
Virginia	8	3	0	WAKE FOREST	11	6	3
at Wake Forest	0	2	2	at Maryland	4	1	0
Duke	8	3	0	FLORIDA STATE	9	2	0
at UNCG	0	1	0	at NC State	15	4	1
Clemson	5	2	0	BOSTON COLLEGE	5	2	1
at BC	4	1	0	at Georgia Tech	10	5	0
at Florida St.	3	7	1	vs. Florida State	13	5	0
Maryland	19	3	3	VALPARAISO	18	6	1
at Georgia Tech	3	3	3	MINNESOTA	16	6	0
Virginia	9	3	0				
UNC	5	3	1				
FAU	6	1	0				
Missouri St.	7	3	2				
at Alabama	2	5	1				

CAREER STATISTICS

Season	GP	GS	Min.	Avg.	Total			3-Point			Free Throws			Rebounds				Scoring						
					FGA	Pct.	FG	FGA	Pct.	FT	FTA	Pct.	Off.	Def.	Tot.	Avg.	PF	FO	Ast.	TO	Blk	Stl	Pts.	Avg.
2010-11	36	5	607	16.9	51	.362	32	90	.356	23	33	.697	13	59	72	2.0	54	0	22	33	3	10	157	4.4
2011-12	31	3	618	19.9	73	.427	41	104	.394	36	47	.766	26	60	86	2.8	41	0	16	21	1	15	223	7.2
2012-13	4	3	122	30.5	9	.310	2	16	.125	5	9	.556	6	11	17	4.3	0	0	8	3	1	2	25	6.3
TOTAL	71	11	1347	19.0	133	.390	75	210	.357	64	89	.719	45	130	175	2.5	95	0	46	57	5	27	405	5.7

BROWN 2012-13

Opponent	Date	GS	Min	TOTAL			3-PTS			FREE THROWS			REBOUNDS				PF	FO	A	TO	Blk	Stl	Pts	Avg
				FG	FGA	Pct	3FG	FGA	Pct	FT	FTA	Pct	Off	Def	Tot	Avg								
STETSON	11-09-12	*	30	4	9	.444	2	6	.333	0	0	.000	0	1	1	1.0	0	0	2	1	0	0	10	10.0
at FGCU	11-13-12	*	35	0	7	.000	0	6	.000	1	2	.500	2	2	4	2.5	0	0	3	2	1	0	1	5.5
JACKSONVILLE	11-16-12	*	33	3	5	.600	0	1	.000	2	5	.400	2	5	7	4.0	0	0	1	0	0	2	8	6.3
DETROIT	11-24-12		24	2	8	.250	0	3	.000	2	2	1.000	2	3	5	4.3	0	0	2	0	0	0	6	6.3
Totals			3	122	9	.29	2	16	.125	5	9	.556	6	11	17	4.3	0	0	8	3	1	2	25	6.3



BISHOP DANIELS

R-Freshman | Guard | 6-3 | 176

Raleigh, N.C. | Word of God Christian Academy

#2

Daniels Career Highs

Points

Career: 8, at FGCU 11/13/12

Rebounds

Career: 2, vs. Stetson 11/9/12

Assists

Career: 1 (3x) last vs. Jacksonville 11/16/12

Steals

Career: 3, vs. Stetson 11/9/12

Blocked Shots

Career: --

Field Goals

Career: 3, vs. Stetson 11/9/12

Field Goal Attempts

Career: 5 (2x) last at FGCU 11/13/12

Free Throws

Career: 2, at FGCU 11/13/12

Free Throw Attempts

Career: 2, at FGCU 11/13/12

3-Point Field Goals

Career: 2, at FGCU 11/13/12

3-Point Field Goal Attempts

Career: 2, at FGCU 11/13/12

Foul Disqualifications

Career: --

Minutes

Career: 21, vs. Stetson 11/9/12

As a Freshman (2011-12): Redshirt season after missing most of fall semester with foot injury.

High School: Speedy combo guard, known for high-flying dunks ... Has shown improved range after working on three-point shot ... Rated No. 4 dunker in 2011 class by *Rivals* ... Ranked among nation's top shooting guards - at No. 29 by *Scout* and No. 46 by *ESPN* ... As a senior, averaged 18 points, 5 rebounds and 4 assists per game en route to state semifinals appearance and 23-3 record ... Averaged 13 points, 5 assists and 4 rebounds per game as a junior ... Played for same high school as John Wall, No. 1 draft pick in 2010 by Washington Wizards ... Played AAU ball for CP3 All-Stars ... Reconfirmed commitment to University of Miami after meeting with Coaches Larranaga and Huger ... Also recruited by Purdue, Tennessee, NC State, Rutgers, Colorado, DePaul and Charlotte.

Personal: Born Nov. 2, 1992 ... Given name is Delante Bishop Daniels ... Son of Bonnie and Eugene Daniels ... Fourth North Carolina native on roster, joining Reggie Johnson, Garrius Adams and Julian Gamble.

CAREER STATISTICS

Season	GP	GS	Min.	Avg.	Total			3-Point			Free Throws			Rebounds				Scoring							
					FG	FGA	Pct.	FG	FGA	Pct.	FT	FTA	Pct.	Off.	Def.	Tot.	Avg.	PF	FO	Ast.	TO	Blk	Stl	Pts.	Avg.
2012-13	3	0	50	16.7	5	11	.455	3	3	1.000	2	2	1.000	1	2	3	1.0	5	0	3	4	0	6	15	5.0

DANIELS 2012-13

Opponent	Date	GS	Min	TOTAL			3-PTS			FREE THROWS			REBOUNDS				PF	FO	A	TO	Blk	Stl	Pts	Avg
				FG	FGA	Pct	3FG	FGA	Pct	FT	FTA	Pct	Off	Def	Tot	Avg								
STETSON	11-09-12		21	3	5	.600	1	1	1.000	0	0	.000	1	1	2	2.0	1	0	1	2	0	3	7	7.0
at FGCU	11-13-12		16	2	5	.400	2	2	1.000	2	2	1.000	0	0	0	1.0	0	0	1	1	0	2	8	7.5
JACKSONVILLE	11-16-12		13	0	1	.000	0	0	.000	0	0	.000	0	1	1	1.0	4	0	1	1	0	1	0	5.0
DETROIT	11-24-12		DNP																					

Totals			0	50	5	11	.455	3	3	1.000	2	2	1.000	1	2	3	1.0	5	0	3	4	0	6	15	5.0
--------	--	--	---	----	---	----	------	---	---	-------	---	---	-------	---	---	---	-----	---	---	---	---	---	---	----	-----



JULIAN GAMBLE

Senior | Forward/Center | 6-10 | 250

#45

Durham, N.C. | Southern Durham

Gamble Season / Career Highs

Points

Season: 13, vs. Jacksonville 11/16/12
Career: 13, (3x) last vs. JU 11/16/12

Rebounds

Season: 6, vs. Stetson 11/9/12
Career: 13, (2x) vs. Wake Forest 3/11/10

Assists

Season: 1, vs. Stetson 11/9/12
Career: 4, vs. USC Upstate 11/28/09

Steals

Season: 2, vs. Jacksonville 11/16/12
Career: 2 (8x), last vs. JU 11/16/12

Blocked Shots

Season: 2 vs. Detroit 11/24/12
Career: 4, at North Carolina 3/2/10

Field Goals

Season: 4 (2x), last vs. JU 11/16/12
Career: 6, vs. Virginia 2/23/10

Field Goal Attempts

Season: 6, vs. Jacksonville 11/16/12
Career: 10, at North Carolina 3/2/10

Free Throws

Season: 5, vs. Jacksonville 11/16/12
Career: 7, vs. UNF 12/31/08

Free Throw Attempts

Season: 10, vs. Jacksonville 11/16/12
Career: 10 (2x) last vs. JU 11/16/12

3-Point Field Goals

Season: --
Career: 1, at North Carolina 3/2/10

3-Point Field Goal Attempts

Season: --
Career: 2, at North Carolina 3/2/10

Foul Disqualifications

Season: --
Career: 5x, last at Wake Forest 2/9/11

Minutes

Season: 28, vs. Jacksonville 11/16/12
Career: 28 (2x), last vs. JU 11/16/12

As a Senior (2011-12): Sat out season after injuring left ACL in summer of 2011 ... Granted clock extension by NCAA, allowing forward to play basketball for sixth year, in 2012-13.

As a Junior (2010-11): Played in all 36 games, with 13 starts - including six in ACC play ... Averaged 4.0 points, 3.4 rebounds and 0.8 blocks per game, converting 59.8 percent of field goals ... Scored in 33-of-36 games, averaging 7.0 points and 4.8 rebounds over last six outings, converting 73.9 percent of field goals ... In three NIT games, averaged 7.3 points and 5.7 rebounds while shooting 88.9 percent from field (8-9).

As a Sophomore (2009-10): Among five Hurricanes to play in all 33 games, including 11-straight starts to close season ... Averaged 6.6 points on 52.6 percent shooting from field and 6.3 rebounds over last seven starts ... For season, posted 3.5 points, 2.9 rebounds and 0.8 blocks per game, while converting 70.6 percent from line ... Posted multiple blocks in four games, including a career-high four at North Carolina (3/2) ... Versus Tar Heels, added eight points -- including first career three-pointer to beat halftime buzzer, seven boards, a career-high tying two steals and two assists in 26 minutes ... Grabbed double-figure rebounds twice and five-plus boards seven times, including six times versus conference opponents ... Honored with team's "Outstanding Student-Athlete Award" at 2010 postseason banquet for efforts on court and in classroom.

As a Redshirt Freshman (2008-09): Saw action in 24 games in first campaign as a Hurricane, including 10 games vs. ACC opponents ... Among just six ACC freshmen to record a double-double during season, posting a career-high 13 points and a career-high 13 rebounds in win over North Florida (12/31), converting 3-of-5 field goals and a season-high 7-of-10 free throws ... Also scored in double figures in win at St. John's (12/27), finishing with 10 points on perfect 4-of-4 shooting from field and 2-of-2 shooting from line in 12 minutes ... Grabbed five or more rebounds five times, including four-point, five-board effort in 15 minutes versus then- No. 3/3 North Carolina (2/15).

High School: Three-year letterwinner at Southern Durham High School, same high school as former UM teammate Anthony King ... Averaged 18 points, 10 rebounds and five blocks per game as a senior ... Two-time all-conference selection ... Rated No. 27 center in class of 2007 by *Scout.com* and No. 4 overall player in state of North Carolina by *Rivals.com* ... Coached by David Pyper.

Personal: Born Sept. 15, 1989 ... Son of Sarah Gamble ... Brother to Talonny, Javon, William and Raquel ... Graduated in May 2012 with degree in sports administration and minor in business administration ... Currently working on second degree - in liberal arts ... Off court, enjoys playing video games ... Traveled to Africa during summer of 2008 with Athletes in Action, getting opportunity to play basketball with other collegians from across country, as well as hold basketball clinics for local children ... Big body ... Great inside game-- team's best post passer ... Strong basketball IQ and good skill level ... Has shown tremendous growth through redshirt season in 2007-08 up until present ... Nicknames include "Jules" and "JG".

2008-09			
Opposition	P	R	A
Florida Southern	4	6	0
Southern Miss	0	0	0
Connecticut	0	1	0
San Diego	0	5	3
Stetson	1	2	0
at Kentucky	0	3	1
FIU	6	3	1
Robert Morris	0	0	0
Clemson	0	3	0
at St. John's	10	3	1
UNF	13	13	1
NC Central	6	7	0
FAU	0	0	0
Maryland	0	0	0
at North Carolina	0	0	0
at NC State	2	3	0
at Maryland	1	0	0
North Carolina	4	5	0
at Florida State	1	2	1
at Virginia	0	1	0
NC State	0	2	0
Virginia Tech	7	0	0
at Providence	2	1	0
at Florida	0	1	0

2009-10			
Opposition	P	R	A
NC Central	10	3	1
Nova Southeastern	5	4	0
Tulane	2	1	0
UNC Wilmington	2	0	0
South Carolina	0	0	0
FGCU	0	1	0
USC Upstate	4	5	4
Minnesota	0	1	0
at Boston College	0	0	0
SC State	0	4	3
at Stetson	4	2	0
FAU	2	1	0
NC A&T	2	4	3
Bethune-Cookman	0	0	1
at Pepperdine	4	3	0
Wake Forest	5	2	0
at Virginia Tech	0	0	0
at Virginia	0	0	0
Boston College	4	1	0
at Maryland	0	1	0
Virginia Tech	2	0	0
at Wake Forest	3	3	0
at Florida St.	9	3	1
Georgia Tech	4	7	2
at Clemson	3	5	1
Duke	4	1	1
Virginia	13	12	3
NC State	6	4	0
at North Carolina	8	7	2
Florida St.	5	1	0
Wake Forest	8	13	1
Virginia Tech	2	5	1
Duke	4	2	0


2010-11			
Opposition	P	R	A
Jacksonville	10	5	0
at Memphis	4	3	0
N.C. Central	2	4	1
at Rutgers	0	1	0
at FGCU	2	5	0
McNeese St.	2	0	0
Ole Miss	4	4	1
West Virginia	2	3	0
Stetson	6	7	1
UCF	4	1	0
Oral Roberts	2	0	0
Rice	4	3	1
Akron	3	3	0
Pepperdine	2	0	0
at Duke	7	3	0
at Clemson	2	0	1
BC	4	7	0
Florida St.	2	4	0
at NC State	4	6	2
UNC	0	2	0
at Virginia Tech	4	5	0
Georgia Tech	5	6	0
Virginia	0	1	0
at Wake Forest	4	7	1
Duke	4	2	2
at UNCG	8	5	2
Clemson	5	4	0
at BC	2	3	0
at Florida St.	1	0	0
Maryland	2	1	1
at Georgia Tech	7	4	2
Virginia	11	5	0
UNC	2	3	1
FAU	8	8	2
Missouri St.	7	3	0
at Alabama	7	6	0

GAMBLE CAREER STATISTICS

Season	GP	GS	Min.	Avg.	Total			3-Point			Free Throws			Rebounds				Scoring							
					FG	FGA	Pct.	FG	FGA	Pct.	FT	FTA	Pct.	Off.	Def.	Tot.	Avg.	PF	FO	Ast.	TO	Blk	Stl	Pts.	Avg.
2008-09	24	0	179	7.5	20	46	.435	0	0	.000	17	29	.586	22	39	61	2.5	23	0	8	4	14	3	57	2.4
2009-10	33	11	440	13.3	45	94	.479	1	4	.250	24	34	.706	39	57	96	2.9	59	2	24	37	25	17	115	3.5
2010-11	36	13	546	15.2	61	102	.598	0	1	.000	21	49	.429	41	83	124	3.4	92	3	18	33	30	14	143	4.0
2012-13	4	2	67	16.8	11	17	.647	0	0	.000	7	14	.500	5	6	11	2.8	5	0	1	6	3	3	29	7.3
TOTAL	97	26	1232	12.7	137	259	.529	1	5	.200	69	126	.548	107	185	292	3.0	179	5	51	80	72	37	344	3.5

GAMBLE 2012-13

Opponent	Date	TOTAL			3-PTS			FREE THROWS			REBOUNDS													
		GS	Min	FG	FGA	Pct	3FG	FGA	Pct	FT	FTA	Pct	Off	Def	Tot	Avg	PF	FO	A	TO	Blk	Stl	Pts	Avg
STETSON	11-09-12	18	4	4	1.000	0	0	.000	1	3	.333	1	5	6	6.0	2	0	1	0	0	1	0	9	9.0
at FGCU	11-13-12	8	0	2	.000	0	0	.000	0	0	.000	1	0	1	3.5	1	0	0	1	0	0	0	4.5	
JACKSONVILLE	11-16-12	*	28	4	6	.667	0	0	.000	5	10	.500	2	0	2	3.0	0	0	0	3	1	2	13	7.3
DETROIT	11-24-12	*	13	3	5	.600	0	0	.000	1	1	1.000	1	1	2	2.8	2	0	0	2	2	0	7	7.3
Totals		2	67	11	17	.647	0	0	.000	7	14	.500	5	6	11	2.8	5	0	1	6	3	3	29	7.3



JUSTIN HELLER

Junior | Guard | 6-2 | 180

Boca Raton, Fla. | West Boca Raton Community

#12

Heller Season / Career Highs

Points	Career: --
Rebounds	Career: 2, vs. Appalachian State 12/30/11
Assists	Career: --
Steals	Career: --
Blocked Shots	Career: --
Field Goals	Career: --
Field Goal Attempts	Career: 1 (2x), last vs. Boston College 3/3/12
Free Throws	Career: --
Free Throw Attempts	Career: --
3-Point Field Goals	Career: --
3-Point Field Goal Attempts	Career: 1, vs. Boston College 3/3/12
Foul Disqualifications	Career: --
Minutes	Career: 2, vs. Appalachian State 12/30/11

2011-12			
Opposition	P	R	A
at Charlotte	0	0	0
APPALACHIAN ST.	0	2	0
at Boston College	0	0	0
VIRGINIA TECH	0	0	0
WAKE FOREST	0	0	0
BOSTON COLLEGE	0	0	0
MINNESOTA	0	0	0

As a Sophomore (2011-12): Played in seven games, including four ACC matchups ... Attempted two shots, including one three pointer ... Grabbed a pair of defensive rebounds ... Season highs include one field goal attempt against Boston College and Wake Forest, one three-point attempt vs. Boston College, two rebounds against Appalachian State and two minutes vs. Appalachian State ... Book Buster (3.0 GPA) ... Athletics Director Honor Roll (3.2 GPA).

As a Freshman (2010-11): Walked onto team ... Practiced, but did not see any game time.

High School: After transferring to West Boca, played one year of varsity basketball for the Bulls ... Among top 30 three-point scorers in Palm Beach County in 2009-10 ... Bulls were only team to beat powerhouse Dwyer, the top-ranked high school in county, with 82-73 victory.

Personal: Born on Dec. 26, 1991 ... Son of Neal Heller and Liz Heller ... Brother to Anthony Anderson ... Majoring in business, with aspirations of becoming a CEO ... Recruited by American and North Florida ... Nickname is J-Hell.

CAREER STATISTICS

Season	GP	GS	Min.	Avg.	Total			3-Point			Free Throws			Rebounds				Scoring							
					FG	FGA	Pct.	FG	FGA	Pct.	FT	FTA	Pct.	Off.	Def.	Tot.	Avg.	PF	FO	Ast.	TO	Blk	Stl	Pts.	Avg.
2011-12	7	0	4	0.6	0	2	.000	0	1	.000	0	0	.000	0	2	2	0.3	0	0	0	1	0	0	0	0.0
2012-13	1	0	0	0.0	0	0	.000	0	0	.000	0	0	.000	0	0	0	0.0	0	0	0	0	0	0	0	0.0
TOTAL	8	0	4	0.5	0	2	.000	0	1	.000	0	0	.000	0	2	2	0.3	0	0	0	1	0	0	0	0.0

HELLER 2012-13

Opponent	Date	GS	Min	TOTAL			3-PTS			FREE THROWS			REBOUNDS				PF	FO	A	TO	Blk	Stl	Pts	Avg
				FG	FGA	Pct	3FG	FGA	Pct	FT	FTA	Pct	Off	Def	Tot	Avg								
STETSON	11-09-12		DNP																					
at FGCU	11-13-12		DNP																					
JACKSONVILLE	11-16-12	0+	0	0	0	.000	0	0	.000	0	0	.000	0	0	0	0.0	0	0	0	0	0	0	0	0.0
DETROIT	11-24-12		DNP																					



TONYE JEKIRI

Freshman | Center | 7-0 | 227

Hialeah, Fla. | Champagnat Catholic School

#23

Jekiri Career Highs

Points	Career: 1, at FGCU 11/13/12
Rebounds	Career: 2, at FGCU 11/13/12
Assists	Career: --
Steals	Career: 1, vs. Jacksonville 11/16/12
Blocked Shots	Career: --
Field Goals	Career: --
Field Goal Attempts	Career: --
Free Throws	Career: 1, at FGCU 11/13/12
Free Throw Attempts	Career: 2, at FGCU 11/13/12
3-Point Field Goals	Career: --
3-Point Field Goal Attempts	Career: --
Foul Disqualifications	Career: --
Minutes	Career: 9, at FGCU 11/13/12

High School: Rated 17th-best center in country by *ESPN.com* and No. 13 by *Scout.com* ... Averaged 20 points, 12 rebounds and 5 blocks per game as a senior ... Notched 45 points and 20 rebounds in regional semifinals and 18 points, 14 rebounds and six blocks in regional finals ... Led team to 2A state title game ... First team 2011-12 Boys Class 2A All-State team ... First team All-FHSAA Tournament at state championships ... *Orlando Sentinel's* 2011-12 All-Florida boys basketball team ... Averaged 14 points and 10 rebounds per game as a junior with Champagnat, first year of organized hoops ... Team MVP ... Team captain ... On AAU circuit, played for Team Breakdown ... Dominated at Source Hoops Elite Camp and led Team Breakdown to championships in Breakdown Hoops Festival and Big Shots Myrtle Beach I ... Can play with back to basket or step out for a 10-12-foot shot ... Runs floor like a guard and has unstoppable motor.

Personal: Born July 23, 1994 in Nigeria ... Given name is Tonye Frank Jekiri (TAHN-yay Ja-KEER-EE) ... Brother to Tammie, Omiebi and Boma ... Chose jersey number 23 because July 23 is birthday ... Originally from Nigeria, Jekiri moved to South Florida in September 2010 to begin basketball career ... Previously played soccer ... Chose Miami over considerations from Virginia Tech, Clemson, Florida State, Auburn, Vanderbilt and Alabama ... Jekiri is Larranaga's second recruit from state of Florida, joining current Canes sophomore Shane Larkin from Orlando, Fla. ... Enjoys dancing.

CAREER STATISTICS

Season	GP	GS	Min.	Avg.	Total			3-Point			Free Throws			Rebounds				Scoring							
					FG	FGA	Pct.	FG	FGA	Pct.	FT	FTA	Pct.	Off.	Def.	Tot.	Avg.	PF	FO	Ast.	TO	Blk	Stl	Pts.	Avg.
2012-13	2	0	15	7.5	0	0	.000	0	0	.000	1	3	.333	1	1	2	1.0	3	0	0	2	0	1	1	0.5

JEKIRI 2012-13

Opponent	Date	GS	Min	TOTAL			3-PTS			FREE THROWS			REBOUNDS				PF	FO	A	TO	Blk	Stl	Pts	Avg
				FG	FGA	Pct	3FG	FGA	Pct	FT	FTA	Pct	Off	Def	Tot	Avg								
STETSON	11-09-12		DNP																					
at FGCU	11-13-12	9	0	0	0	.000	0	0	.000	1	2	.500	1	1	2	2.0	2	0	0	1	0	0	1	1.0
JACKSONVILLE	11-16-12	6	0	0	0	.000	0	0	.000	0	1	.000	0	0	0	1.0	1	0	0	1	0	1	0	0.5
DETROIT	11-24-12		DNP																					
Totals		0	15	0	0	.000	0	0	.000	1	3	.333	1	1	2	1.0	3	0	0	2	0	1	1	0.5



REGGIE JOHNSON

Senior | Center | 6-10 | 292

#42

Winston-Salem, N.C. | Winston-Salem Prep

Johnson Season / Career Highs

Points

Season: 22, vs. Stetson 11/9/12
Career: 27, at Duke 2/5/12

Rebounds

Season: 11, vs. Stetson 11/9/12
Career: 20, vs. FAU 3/16/11

Assists

Season: 2 (2x) last vs. Detroit 11/24/12
Career: 5, vs. FAU 12/17/11

Steals

Season: 1 (2x) last vs. Detroit 11/24/12
Career: 2 (4x), last vs. Georgia Tech 2/3/11

Blocked Shots

Season: 3, vs. Detroit 11/24/12
Career: 5 (2x) last vs. FAU 12/17/11

Field Goals

Season: 6, vs. Stetson 11/9/12
Career: 11, at Duke 2/5/12

Field Goal Attempts

Season: 16, vs. Stetson 11/9/12
Career: 17 (2x), last at Duke 2/5/12

Free Throws

Season: 10, vs. Stetson 11/9/12
Career: 10, vs. Stetson 11/9/12

Free Throw Attempts

Season: 14, vs. Stetson 11/9/12
Career: 14, vs. Stetson 11/9/12

3-Point Field Goals

Season: --
Career: 1 (4x), last vs. Boston College 3/3/12

3-Point Field Goal Attempts

Season: 3, vs. Stetson 11/9/12
Career: 3, vs. Stetson 11/9/12

Foul Disqualifications

Season: --
Career: 6x: 1-11/12; 4-10/11; 1-09/10

Minutes

Season: 29, vs. Stetson 11/9/12
Career: 36, vs. FAU 12/17/11

Double-doubles

13 in 2010-11
1 in 2011-12
1 in 2012-13

2011 All-ACC Honorable Mention 2010 ACC All-Tournament Second Team ACC Player of the Week - Feb. 6, 2012

As a Junior (2011-12): Following season was listed sixth in rebounds on ACC's active career statistical leaders list ... Led Canes in offensive rebounds and rebound average ... In ACC play, averaged 10.5 points and 7.1 rebounds in 26.6 minutes per game ... Notched double-digit points in 13 games ... Posted one double-double, a 27-point, 12-rebound performance in UM's first-ever win at Cameron Indoor Stadium against Duke ... Recorded double-digit rebounds three times, two of which were in last three games of season ... First three-point attempt was a made trey against Maryland on Feb. 1 ... Posted 15 points, nine rebounds, five blocks and five assists in 36 minutes in first game back from knee surgery (12/17) ... Sat out first nine games of season after successfully undergoing surgery on June 30 to repair a torn meniscus in right knee. Injured knee during pick-up game June 27 ... Declared ineligible prior to game against Florida State (Feb. 26) following findings in ongoing joint NCAA-UM inquiry. Reinstated for Feb. 29 game at NC State.

As a Sophomore (2010-11): Shot 59.1 percent from field - third-highest percentage in a season in UM history (minimum 200 field goal attempts) ... 347 season boards are most for a Cane since Rick Barry notched a school-record 475 in 1964-65 and rank sixth in UM history ... Grabbed a team-high 21.7 percent of available rebounds while on court -- 26.8 percent of defensive boards (12th in nation) and 16.3 percent of offensive boards (7th in nation) ... Among ACC's leaders in several categories, ranking fourth in rebounding (28th in nation), second in offensive rebounds (3.5 pg), fourth in defensive rebounds (6.1 pg) and 20th in scoring ... Among ACC's most improved players in both scoring and rebounding, with scoring average increasing 5.5 points per game and rebounding jumping 5.0 boards an outing ... Pulled down double-figure rebounds 16 times, with 15-plus boards three times - including a career-high 20 in NIT opening-round win over FAU (3/16) ... Those 20 boards are most for an ACC player and most for a Cane since return of Miami basketball in 1985-86

As a Redshirt Freshman (2009-10): Among ACC freshmen, tied for third in rebounds and ninth in scoring ... Hit 23 of last 27 free throws and 66 of last 80, shooting 82.4 percent from line versus conference opponents -- best among ACC's big men, to rank ninth in league ... Turned in a season-high 22 points (tying former Hurricane Guillermo Diaz for most points in an ACC Tournament game) on a perfect 8-of-8 effort from field, while adding 6-of-6 shooting from line, four boards, two assists and a blocked shot in ACC Tournament opening-round win against Wake Forest (3/11) ... Performance established a new ACC Tournament freshman record, becoming first rookie to finish 100 percent from field in a tourney game (minimum seven field goals made), breaking previous freshman high of 81.8 percent (9-11) set by Maryland's Ernest Graham in 1978 ...

As a True Freshman (2008-09): Redshirt season.

High School: Competed in basketball and track & field at Winston-Salem Prep ... Helped guide Phoenix to North Carolina 1-A state championship in basketball, finishing with 25 points and a state championship record 23 rebounds en route to title and MVP honors ... Two-time All-Northwest selection, led league with 24.1 points per game, 16.1 rebounds per game and 7.1 blocks per game as a senior in 2007-08 ... Other individual honors included *NC Preps.com* 1-A Player of Year, *NCPreps.com* All-State Team, *Triad Sports Weekly* County Player of Year and *Triad Sports Weekly* All-Forsyth County Basketball Team ... Considered a four-star recruit by *Scout.com*, which ranked him 17th among centers ... Coached by Andre Gould ... Played AAU basketball for Boo Williams.

Personal: Born Dec. 16, 1989 ... Son of Erika Johnson ... Brother to Chrisalyn Boston ... Liberal arts major ... Nickname is Big Regg ... Also recruited by Wake Forest, Virginia Tech, Xavier and VCU ... Off court, enjoys playing video games ... Played basketball in China during summer of 2010 with Athletes in Action ... Played in 2012 Amare Stoudemire Skills Academy ... Did not play in 2008-09, but worked hard in practice, on conditioning and in weight room ... Lost approximately 40 pounds since arriving on campus in summer 2008 ... Provides big body inside with a 7-2 wingspan ... Has great hands, as well as good agility and foot speed.

2009-10			
Opposition	P	R	A
NC Central	4	0	1
Nova Southeastern	2	2	0
UNC Wilmington	3	1	0
South Carolina	7	7	1
FGCU	5	2	0
USC Upstate	13	6	0
Minnesota	2	1	1
at Boston College	7	3	0
SC State	11	6	1
at Stetson	0	0	0
FAU	8	10	1
NC A&T	5	8	1
Bethune-Cookman	7	7	0
at Pepperdine	8	7	0
Wake Forest	0	3	0
at Virginia Tech	8	10	1
at Virginia	6	8	1
Boston College	15	9	0
at Maryland	0	2	0
Virginia Tech	7	4	1
at Wake Forest	8	6	1
at Florida St.	2	0	0
Georgia Tech	10	7	0
at Clemson	5	4	0
Duke	0	1	0
Virginia	0	0	0
NC State	6	4	0
at North Carolina	2	3	0
Florida St.	12	3	0
Wake Forest	22	4	2
Virginia Tech	5	12	1
Duke	14	8	0

2010-11			
Opposition	P	R	A
Jacksonville	13	8	0
at Memphis	12	12	0
12	10	1	
N.C. Central	12	14	0
at Rutgers	12	14	0
McNeese St.	12	9	0
at FGCU	11	10	1
Ole Miss	17	10	1
West Virginia	14	7	0
Stetson	6	7	2
UCF	6	6	0
Oral Roberts	14	12	0
Rice	7	6	2
Akron	21	12	1
Pepperdine	12	15	0
at FGCU	22	9	0
at Clemson	6	8	1
BC	9	9	0
Florida St.	7	9	0
at NC State	20	14	1
UNC	11	13	2
at Virginia Tech	6	10	2
Georgia Tech	9	10	2
Virginia	16	8	1
at Wake Forest	25	7	1
Duke	16	7	3
at UNC	2	4	0
Clemson	7	9	2
at BC	15	6	2
at Florida St.	17	12	0
Maryland	12	16	3
at Georgia Tech	4	12	0
Virginia	8	6	1
UNC	12	4	0
FAU	14	20	1
Missouri St.	9	9	3
at Alabama	14	7	0


2011-12			
Opposition	P	R	A
vs. FAU	15	9	5
at Charlotte	11	7	3
APPALACHIAN ST.	11	8	1
UNCG	6	2	0
at Virginia	7	9	1
at North Carolina	12	9	0
CLEMSON	7	7	3
NC STATE	12	4	0
at Georgia Tech	8	7	2
at Boston College	12	5	1
MARYLAND	13	5	1
at Duke	27	12	0
VIRGINIA TECH	15	7	4
at Florida State	4	6	1
NORTH CAROLINA	11	9	1
WAKE FOREST	6	8	2
at Maryland	3	4	1
at NC State	10	8	0
BOSTON COLLEGE	10	7	4
at Georgia Tech	7	9	0
vs. Florida State	5	10	2
VALPARAISO	9	11	4
MINNESOTA	10	2	0

CAREER STATISTICS

Season	GP	GS	Min.	Avg.	Total			3-Point			Free Throws			Rebounds				Scoring							
					FG	FGA	Pct.	FG	FGA	Pct.	FT	FTA	Pct.	Off.	Def.	Tot.	Avg.	PF	FO	Ast.	TO	Blk	Stl	Pts.	Avg.
2009-10	32	6	434	13.6	60	115	.522	0	0	.000	84	107	.785	59	89	148	4.6	70	1	13	24	21	16	204	6.4
2010-11	36	34	935	26.0	165	279	.591	0	0	.000	100	150	.667	126	221	347	9.6	116	4	33	69	45	22	430	11.9
2011-12	23	22	602	26.2	88	179	.492	4	11	.364	51	72	.708	59	106	165	7.2	70	1	36	37	23	14	231	10.0
2012-13	3	2	82	27.3	10	27	.370	0	3	.000	15	25	.600	14	16	30	10.0	9	0	5	9	3	2	35	11.7
TOTAL	94	64	2053	21.8	323	600	.538	4	14	.286	250	354	.706	258	432	690	7.3	265	6	87	139	92	54	900	9.6

JOHNSON 2012-13

Opponent	Date	GS	Min	TOTAL			3-PTS			FREE THROWS			REBOUNDS				PF	FO	A	TO	Blk	Stl	Pts	Avg	
				FG	FGA	Pct	3FG	FGA	Pct	FT	FTA	Pct	Off	Def	Tot	Avg									
STETSON	11-09-12	*	29	6	16	.375	0	3	.000	10	14	.714	7	4	11	11.0	2	0	2	2	0	0	22	22.0	
at FGCU	11-13-12	*	26	2	8	.250	0	0	.000	2	7	.286	4	6	10	10.5	4	0	1	5	0	1	6	14.0	
JACKSONVILLE	11-16-12		DNP																						
DETROIT	11-24-12		27	2	3	.667	0	0	.000	3	4	.750	3	6	9	10.0	3	0	2	2	3	1	7	11.7	
Totals			2	82	10	27	.370	0	3	.000	15	25	.600	14	16	30	10.0	9	0	5	9	3	2	35	11.7



KENNY KADJI

Senior | Forward/Center | 6-11 | 242

Douala, Cameroon | Pendleton | IMG Academy | Florida

#35

Kadji Season / UM Career Highs Points

Season: 14, vs. Detroit 11/24/12
Career: 30, vs. UNCG 01/02/12

Rebounds

Season: 12, vs. Stetson 11/9/12
Career: 12, (2x), last, vs. Stetson 11/9/12

Assists

Season: 5, vs. Stetson 11/9/12
Career: 5, vs. Stetson 11/9/12

Steals

Season: 1, at FGCU 11/13/12
Career: 4, vs. Florida State 2/26/12

Blocked Shots

Season: 2, vs. Jacksonville 11/16/12
Career: 5, vs. Florida State 2/26/12

Field Goals

Season: 5 (2x) last vs. Detroit 11/24/12
Career: 10, vs UNCG 01/02/12

Field Goal Attempts

Season: 13, vs. Detroit 11/24/12
Career: 16, vs. UNC 2/15/12

Free Throws

Season: 4 (2x) last vs. Detroit 11/24/12
Career: 10, vs. UNCG 01/02/12

Free Throw Attempts

Season: 7, at FGCU 11/13/12
Career: 13, vs UNCG 01/02/12

3-Point Field Goals

Season: 2, vs. Stetson 11/9/12
Career: 4, at Duke 2/5/12

3-Point Field Goal Attempts

Season: 5 (2x), vs. Detroit 11/24/12
Career: 7 vs. Boston College 3/3/12

Foul Disqualifications

Season: --
Career: 1 (4x), last vs. Florida State 2/26/12

Minutes

Season: 31 (3x) last, vs. JU 11/16/12
Career: 37 (2x), last vs. Florida St., 2/26/12

Double-doubles

4 in 2011-12
2 in 2012-13

2011-12 Third Team All-ACC | 2011 Orange Bowl Basketball Classic Game MVP

As a Junior (2011-12): Third team All-ACC ... Ranked 89th in NCAA in blocked shots per game (1.59) ... Ranked sixth in ACC in blocked shots and 18th in scoring ... Only one of seven players in ACC to score 30+ points in a game ... Recorded four double-doubles, a pair in ACC play ... Scored a then-season-high 21 points against FAU to earn 2011 Orange Bowl Classic Game MVP honors ... Only player from Miami to score 30 points in a game in 2011-12 ... One of two players to grab a team-high 12 rebounds in a game ... One of two players to block five shots in a game ... Averaged 11.7 points and 5.3 rebounds per game, second- and third- best on team, respectively ... Also recorded 1.6 blocks, 0.7 assists and 0.6 steals in 27.4 minutes per game ... Shot 48.9 percent from field, 41.8 from distance and 63.5 at line ... Started 28 of 32 games played ... Missed Feb. 1 game against Maryland due to injury ... Led team with 14.8 points per game in ACC play ... Averaged 5.9 rebounds, 1.7 blocks and 0.9 assists while shooting 50.9 percent from field, 43.5 from long range and 67.8 at stripe in league play ... Scored in double digits 20 times, including 14-straight nights from Jan. 1-Feb. 26 ... Grabbed double-digit rebounds five times ... Blocked multiple shots in 15 games ... Hit at least a trio of threes four times and at least a pair in eight games ... Led team in three-point percentage, field goals made, total rebounds and blocked shots ... Led (or tied) for team game highs in blocked shots 20 times, points 12 games, rebounds 10 times, steals six times and assists twice ... Season highs include 30 points against UNC-Greensboro, four three-pointers made at Duke, 10 free throws made vs. UNCG, 12 rebounds vs. UNCG, three assists twice, four steals against Florida State (2/26), five blocked shots vs. FSU (2/26) and 37 minutes twice.

As a Redshirt (2010-11): After transferring to Miami from Florida, big man sat out 2010-11 season ... Expected to provide front-court depth with size and shot-blocking ability ... After a promising freshman campaign at UF, played in just eight games as a sophomore before having surgery on back on Feb. 10 ... Was granted a medical hardship for 2009-10 season.

As a Sophomore at Florida (2009-10): Played in 42 games with Florida over two seasons, before 2009-10 season was cut short ... As a sophomore in 2009-10, scored a season-high five points and grabbed a season-best three rebounds in 10 minutes of action versus Florida A&M.

As a Freshman at Florida (2008-09): Averaged 4.4 points, 2.7 rebounds and 0.7 blocks in 12.5 minutes per game over 34 appearances ... Scored in double figures four times, including a season-high 15 points on 6-of-10 shooting from field and 3-of-3 shooting from line, with seven boards versus UCF, and a season-high four blocked shots versus Vanderbilt ... Hit 2-of-4 from field to contribute four points versus UMKC (and future teammate Trey McKinney Jones) in Orlando ... Made first career start and grabbed a then- career-high six rebounds vs. Florida Gulf Coast ... Was a perfect 3-for-3 from field and finished with seven points and seven rebounds in win over Georgia Southern ... Scored 14 points on a career-high 7-of-10 shooting in 19 minutes vs. Longwood ... Crashed boards for a career-high eight rebounds in win over Auburn, also dishing out a season-high two assists and two blocked shots, while contributing 11 points ... Played a career-high 23 minutes versus Arkansas, scoring 10 points and collecting four rebounds ... Scored four points and tallied five rebounds against Arkansas in first round of SEC Tournament ... Posted four points in seven minutes of action versus Miami in second round of NIT.

High School: Fifth-ranked center in class of 2008 by both *Rivals.com* and *Scout.com* and was rated in top half of ESPN 100 ... Averaged 28.0 points, 12.0 rebounds and 4.0 blocks per game at Pendleton/IMG Academy, playing for coach Mike Moreau ... Participated in 2008 adidas All-America All-Star game and in 2008 adidas Kentucky Derby Festival basketball classic ... Played AAU basketball with Florida Rams.

Personal: Last name is pronounced Kaad-jee ... Born May 19, 1988 ... Majoring in sociology with a minor in business administration ... Has three brothers ... Trained with current NBA player Jared Jeffries during summer of 2009 at IMG Academy ... Played piano for five years.

Opposition	2011-12		
	P	R	A
TENNESSEE TECH	0	5	1
RUTGERS	13	5	1
UNF	9	10	3
FLA. GULF COAST	6	5	0
at Ole Miss	2	1	0
at Purdue	0	0	0
UMASS	9	7	0
Memphis	12	6	0
at West Virginia	15	3	1
vs. FAU	21	3	0
at Charlotte	18	10	0
APPALACHIAN ST.	3	2	0
UNCG	30	12	0
at Virginia	14	10	0
at North Carolina	16	2	0
CLEMSON	14	1	1
NC STATE	20	11	2
at Georgia Tech	21	8	2
at Boston College	14	7	2
at Duke	15	8	1
VIRGINIA TECH	11	4	0
at Florida State	14	6	1
NORTH CAROLINA	13	7	0
WAKE FOREST	18	5	0
at Maryland	16	8	0
FLORIDA STATE	15	3	0
at NC State	7	7	3
BOSTON COLLEGE	14	1	2
at Georgia Tech	5	6	1
vs. Florida State	5	3	1
VALPARAISO	2	3	1
MINNESOTA	3	1	0

STATISTICS AT FLORIDA


Season	GP	GS	Min.	Avg.	Total			3-Point			Free Throws			Rebounds				Scoring					
					FG	FGA	Pct.	FG	FGA	Pct.	FT	FTA	Pct.	Total	Avg.	PF	FO	Ast.	TO	Blk	Stl	Pts.	Avg.
2008-09	34	1	426	12.5	62	128	.484	0	1	.000	24	47	.511	93	2.7	48	0	4	28	24	6	148	4.4
2009-10	8	0	45	5.6	3	8	.375	0	0	.000	2	4	.500	6	0.7	8	0	0	5	3	1	8	1.0
TOTAL	42	1	471	11.2	65	136	.445	0	1	.000	26	51	.509	99	2.3	56	0	4	33	27	7	156	3.7

STATISTICS AT MIAMI

Season	GP	GS	Min.	Avg.	Total			3-Point			Free Throws			Rebounds				Scoring							
					FG	FGA	Pct.	FG	FGA	Pct.	FT	FTA	Pct.	Off.	Def.	Tot.	Avg.	PF	FO	Ast.	TO	Blk	Stl	Pts.	Avg.
2011-12	32	28	877	27.4	137	280	.489	28	67	.418	73	115	.635	58	112	170	5.3	72	4	23	50	51	19	375	11.7
2012-13	4	4	123	30.8	16	38	.421	4	16	.250	10	13	.769	9	26	35	8.8	11	0	10	10	4	1	46	11.5
TOTAL	36	32	1000	27.8	153	318	.481	32	83	.386	83	128	.648	67	138	205	5.7	83	4	33	60	55	20	421	11.7

KADJI 2012-13

Opponent	Date	GS	Min	TOTAL			3-PTS			FREE THROWS			REBOUNDS				PF	FO	A	TO	Blk	Stl	Pts	Avg	
				FG	FGA	Pct	3FG	FGA	Pct	FT	FTA	Pct	Off	Def	Tot	Avg									
STETSON	11-09-12	*	31	5	10	.500	2	5	.400	0	0	.000	2	10	12	12.0	4	0	5	3	1	0	12	12.0	
at FGCU	11-13-12	*	31	4	10	.400	1	3	.333	4	7	.571	4	4	8	10.0	1	0	0	1	1	1	13	12.5	
JACKSONVILLE	11-16-12	*	31	2	5	.400	1	3	.333	2	2	1.000	1	3	4	8.0	3	0	2	5	2	0	7	10.7	
DETROIT	11-24-12	*	30	5	13	.385	0	5	.000	4	4	1.000	2	9	11	8.8	3	0	3	1	0	0	14	11.5	
Totals			4	123	16	38	.421	4	16	.250	10	13	.769	9	26	35	8.8	11	0	10	10	4	1	46	11.5



SHANE LARKIN

Sophomore | Guard | 5-11 | 176

Orlando, Fla. | Dr. Phillips (Fla.)

#0

Larkin Career Highs

Points

Season: 27, vs. Jacksonville 11/16/12
 Career: 27, vs. Jacksonville 11/16/12

Rebounds

Season: 4 (2x) last, vs. JU 11/16/12
 Career: 8, vs. Florida St. 3/9/12

Assists

Season: 6, vs. Stetson 11/9/12
 Career: 6, vs. Stetson 11/9/12

Steals

Season: 2, vs. Detroit 11/24/12
 Career: 6 (2x) last at UNC 1/10/12

Blocked Shots

Season: --
 Career: 1 (2x) last vs. Maryland 2/1/12

Field Goals

Season: 9, vs. Jacksonville 11/16/12
 Career: 9, vs. Jacksonville 11/16/12

Field Goal Attempts

Season: 13 (2x) last vs. JU 11/16/12
 Career: 14, vs. Florida St. 3/9/12

Free Throws

Season: 7, vs. Jacksonville 11/16/12
 Career: 8, vs. Florida State 2/26/12

Free Throw Attempts

Season: 7, vs. Jacksonville 11/16/12
 Career: 9, vs. Florida State 2/26/12

3-Point Field Goals

Season: 4, at FGCU 11/13/12
 Career: 4 (2x) last at FGCU 11/13/12

3-Point Field Goal Attempts

Season: 9, at FGCU 11/13/12
 Career: 9, at FGCU 11/13/12

Foul Disqualifications

Season: --
 Career: 1, at Maryland 2/21/12

Minutes

Season: 38, at FGCU 11/13/12
 Career: 41, vs. Maryland 2/01/12

2011-12 All-ACC Freshman Team | ACC Rookie of the Week - Dec. 5

As a Freshman (2011-12): Selected to All-ACC Freshman Team ... Fifth in ACC - only rookie in Top 10 - in steals per game (1.6) ... Earned ACC Rookie of Week honors on Dec. 5 after games at Purdue and against UMass ... Of all ACC rookies, was sixth in scoring and second in assists ... Averaged 7.4 points, 2.5 assists, 2.5 rebounds and 1.6 steals overall in rookie campaign ... In ACC play, averaged 5.3 points, 2.6 assists, 2.1 rebounds and 1.4 steals ... Shot 36.0 percent from field, 32.3 from distance and led Canes with 85.7 percent at line ... Led team in steals and was second in assists per game ... Second on team in NIT games with 10.0 ppg ... Led UM in ACC Tournament with 14.0 points, eight assists and four steals in a pair of games ... Missed first game of season following transfer from DePaul in summer. Received an NCAA waiver a few hours prior to game against Rutgers (Nov. 15) that allowed him to play immediately ... Recorded season-high 18 points against UNC-Greensboro on Jan. 2, hitting a trio of threes and a perfect 7-of-7 at stripe ... Twice notched 16 points - vs. FSU on March 9 and at Purdue on Nov. 29 ... Hit four threes at Purdue and eight free throws vs. Florida State on Feb. 26, both season bests ... Grabbed a season-high eight rebounds vs. FSU (3/9) ... Notched 10 double-digit scoring outings in 32 games ... Tallied 24 multi-assist games, including nine games with four or more handouts ... Grabbed three or more steals nine times, twice snatching six ... Led (or tied) for team lead in scoring twice, assists 13 times, steals 16 times and rebounds once ... Started season 11-of-11 at FT line, then was 36-38 midway through season ... Scored 13 of Miami's 15 points from 14:27 to 10:45 in second half at Purdue. In that span, Larkin hit a trio of threes, a jumper and two free throws ... Scored 12 consecutive points during a 1:27 span that helped Hurricanes rally from a seven-point deficit early in second half against UNCG. Hit three 3-pointers and converted three free throws after being fouled on an attempted 3-pointer with 13:54 remaining. Free throws put Miami ahead for good at 68-67 ... Scored three points in first possession each of first three games with Canes. In debut, Larkin drained a three moments after he stepped on court for first time in a collegiate game. Against UNF, Larkin made a driving layup, then hit and-one free throw for first three points of game. Against FGCU, Larkin again drained a long ball for first points of game.

High School: Averaged 18.8 points, 6.4 rebounds, 6.3 assists and 3.5 steals per game as a senior at Dr. Phillips High in Orlando, Fla. ... Ended high school career with a school record 320 steals and was second in career scoring behind 2010-11 All-SEC selection Chris Warren (Ole Miss) ... Two-time all-state player ... Twice was 6A Player of Year runner up ... Ranked among Top 20 point guards in country by *Scout.com* ... No. 72 overall player in nation, according to *Scout.com* ... Led team to a 27-6 record senior season, advancing to state championship game for second consecutive year ... Three-time district champions ... Regional champion.

Personal: Born DeShane Larkin on Oct. 2, 1992, but goes by Shane ... Son of Lisa and Barry Larkin, former Cincinnati Reds 12-time All-Star shortstop ... Brother to Cymber and Brielle ... Enjoys listening to music and playing video games ... Deion Sanders, Larkin's favorite athlete growing up, gave him nickname SugaShane ... Comes from a long lineage of athletes, including father as well as uncles Byron Larkin (Xavier basketball), Mike Larkin (Notre Dame football) and Steve Larkin (Texas baseball) ... Originally committed to DePaul in 2010, but was granted a release from the school in August 2011 ... Was also recruited by Boston College, George Mason, Colorado and Florida State.

2011-12			
Opposition	P	R	A
RUTGERS	3	1	1
UNF	8	2	2
FLA. GULF COAST	8	6	5
at Ole Miss	2	2	4
at Purdue	16	0	2
UMASS	14	4	2
Memphis	7	3	0
at West Virginia	8	2	1
vs. FAU	3	2	4
at Charlotte	8	2	2
APPALACHIAN ST.	11	2	3
UNCG	18	6	3
at Virginia	0	4	0
at North Carolina	3	1	4
CLEMSON	2	1	3
NC STATE	9	1	5
at Georgia Tech	6	0	5
at Boston College	0	2	0
MARYLAND	12	7	2
at Duke	7	3	4
VIRGINIA TECH	14	2	4
at Florida State	5	5	1
NORTH CAROLINA	0	0	2
WAKE FOREST	3	2	3
at Maryland	3	2	3
FLORIDA STATE	13	2	3
at NC State	4	1	2
BOSTON COLLEGE	3	0	0
at Georgia Tech	12	1	3
vs. Florida State	16	8	5
VALPARAISO	12	5	1
MINNESOTA	8	1	2

CAREER STATISTICS

Season	GP	GS	Min.	Avg.	Total			3-Point			Free Throws			Rebounds				Scoring							
					FGA	Pct.	FG	FGA	Pct.	FT	FTA	Pct.	Off.	Def.	Tot.	Avg.	PF	FO	Ast.	TO	Blk	Stl	Pts.	Avg.	
2011-12	32	19	820	25.6	73	203	.360	32	99	.323	60	70	.857	18	62	80	2.5	52	1	81	60	2	50	238	7.4
2012-13	4	4	145	36.2	25	43	.581	8	18	.444	11	13	.846	0	13	13	3.3	8	0	18	14	0	4	69	17.3
TOTAL	36	23	965	26.8	98	246	.398	40	117	.342	71	83	.855	18	75	93	2.6	60	1	99	74	2	54	307	8.5

LARKIN 2012-13

Opponent	Date	GS	Min	TOTAL			3-PTS			FREE THROWS			REBOUNDS				PF	FO	A	TO	Blk	Stl	Pts	Avg.	
				FG	FGA	Pct	3FG	FGA	Pct	FT	FTA	Pct	Off	Def	Tot	Avg									
STETSON	11-09-12	*	35	5	7	.714	1	3	.333	2	4	.500	0	2	2	2.0	2	0	6	2	0	0	13	13.0	
at FGCU	11-13-12	*	38	5	13	.385	4	9	.444	0	0	.000	0	4	4	3.0	4	0	4	3	0	1	14	13.5	
JACKSONVILLE	11-16-12	*	35	9	13	.692	2	5	.400	7	7	1.000	0	4	4	3.3	2	0	5	4	0	1	27	18.0	
DETROIT	11-24-12	*	37	6	10	.600	1	1	1.000	2	2	1.000	0	3	3	3.3	0	0	3	5	0	2	15	17.3	
Totals			4	145	25	43	.581	8	18	.444	11	13	.846	0	13	13	3.3	8	0	18	14	0	4	69	17.3



TREY MCKINNEY JONES #4

Senior | Guard | 6-5 | 220

Milwaukee, Wis. | South Milwaukee | UMKC

As a Junior (2011-12): Only Cane to play in all 33 games ... Averaged 7.0 points, 3.5 rebounds, 1.4 assists and 0.7 steals in 24.1 minutes per game ... Shot 46.7 percent from field, 37.4 from distance and 72.0 at line ... Started 12-straight games from Nov. 29-Jan. 22 ... Averaged 5.8 points and 3.0 rebounds while shooting 44.2 percent from field in ACC play ... In a pair of NIT games, scored 15 points, shooting 50.0 percent (6-of-12) and had six assists in 59 minutes ... Third-best three-point percentage on team and third in three-pointers made and steals ... Led (or tied) for team game highs in steals eight times, rebounding and assists a trio of games and blocks once ... Scored in double digits 14 times, including a stretch of seven-of-nine games from Nov. 25-Jan. 2 ... Multiple threes in 14 games ... Season highs include 13 points at Maryland and vs. Maryland, three treys made a trio of times, nine rebounds at Ole Miss, four assists twice, three steals three times and 38 minutes vs. Maryland ... Scored 10 points, grabbed seven rebounds and dished out four assists at Purdue in front of 30+ friends and family who came to watch live in West Lafayette, Ind.

2010-11: After transferring to Miami from UMKC, combo guard sat out 2010-11 season.

At UMKC (2008-10): Played basketball for two seasons at Missouri-Kansas City, appearing in 30 games and starting 25 as a sophomore in 2009-10 ... Averaged 10.9 points and 3.8 rebounds in 28.5 minutes per game, shooting a team-best 47.6 percent (110-231) from field to rank eighth in Summit League ... Converted 34.6 percent from long range and 74.2 percent (89-120) from line ... Dished out 60 assists -- second most on squad ... Ranked fourth all-time among UMKC sophomores in free throws made and attempted, seventh in points (327), eighth in field goals (110), tied for 10th in field goal attempts (231) and 10th in scoring average (10.9) ... Scored in double figures 17 times, including 20-plus point outings against Oakland (22) and Central Arkansas (21) ... Posted five-plus rebounds 10 times and a career-high tying five assists in four games ... Finished with 17 points (8-9 FGs) in win at Centenary (12/5) ... Hit a career-high 10-of-12 free throws at Houston Baptist (12/12) ... Scored 18 points with six boards versus South Dakota State (1/7) ... Grabbed season-high nine rebounds against IPFW (2/11) ... Posted 19 points and nine boards versus Centenary (2/25) ... First half dunk was "No. 1 Top Play of Day" on ESPN SportCenter's Top-10 plays on Feb. 25 ... Netted 17 points (6-11 FGs) against Oral Roberts (2/27) ... As a freshman in 2008-09, played in all 31 games with 13 starts ... Averaged 3.6 points and 3.0 rebounds in 18.7 minutes per game, shooting 40.8 percent from field (40-98) ... Double-digit scorer in four contests and had eight games with five-plus rebounds ... 12-point performance against Western Illinois (1/29) ... First career double-double (11 points and 11 rebounds) versus Centenary (2/19) ... Named to Summit League Winter/Spring Academic All-League Team.

High School: First team All-Southeast Conference and high honorable mention all-suburban team honoree ... Averaged 15.0 points, 6.0 assists and 5.7 rebounds per game as a senior ... Helped Rockets to first North Division Championship in 22 years ... Highest scoring point guard in league, converting 49 percent from field ... Four games with more than 20 points, five rebounds and five assists ... Two-year starter at point guard ... Scored 545 points and shot 84.8 percent from line over prep career ... 2007 adidas Double Pump Camp All-Star ... Played for Southeast Wisconsin All-Stars ... Wendy's High School Heisman Trophy winner for Wisconsin ... Won back-to-back Wisconsin state triple jump titles in 2007 and '08 ... State runner-up in long jump in 2008, after finishing sixth at state meet as a junior ... Offered track scholarships by Marquette and Minnesota ... Achieved high honors in classroom for having better than a 3.5 grade point average ... Named to honor roll from sophomore through senior years.

Personal: Born August 27, 1990 ... Son of Dwight Jones, and Luann McKinney & Ed Schmitt ... Brother to Laine, Mariel and Dwight ... Graduated in May 2012 with a degree in marketing ... Currently pursuing second degree, in liberal arts ... From an athletic family - uncle, Mark Jones, played in NBA for Orlando Magic and professionally overseas, and aunt, Esther Jones, was a national champion in track and field at LSU in 1990 in 100- and 200-meters and an Olympic gold medalist in 1992 as a member of 4x100-meter relay.

Opposition	2011-12		
	P	R	A
TENNESSEE TECH	12	4	0
RUTGERS	0	2	0
UNF	7	3	2
FLA. GULF COAST	9	5	2
at Ole Miss	12	9	3
at Purdue	10	7	4
UMASS	10	8	3
Memphis	10	5	1
at West Virginia	2	1	0
vs. FAU	10	3	4
at Charlotte	7	6	2
APPALACHIAN ST.	11	3	2
UNCG	11	2	2
at Virginia	0	3	0
at North Carolina	0	2	2
CLEMSON	12	6	3
NC STATE	0	5	0
at Georgia Tech	0	1	1
at Boston College	9	3	1
MARYLAND	13	5	2
at Duke	2	1	1
VIRGINIA TECH	7	3	0
at Florida State	3	3	1
NORTH CAROLINA	11	3	2
WAKE FOREST	3	3	1
at Maryland	13	2	0
FLORIDA STATE	11	6	0
at NC State	0	0	0
BOSTON COLLEGE	9	2	0
at Georgia Tech	3	2	0
vs. Florida State	8	2	1
VALPARAISO	10	3	3
MINNESOTA	5	2	3

McKinney Jones UM Career Highs Points

Season: 14, vs. Stetson 11/9/12
Career: 14, vs. Stetson 11/9/12

Rebounds

Season: 6, vs. Jacksonville 11/16/12
Career: 9, at Ole Miss 11/25/11

Assists

Season: 3, vs. Jacksonville 11/16/12
Career: 4 (2x), last vs. FAU 12/17/11

Steals

Season: 3, vs. Jacksonville 11/16/12
Career: 3 (4x) last vs. Jacksonville 11/16/12

Blocked Shots

Season: --
Career: 1 (2x), last at Georgia Tech 1/24/12

Field Goals

Season: 5, vs. Stetson 11/9/12
Career: 5 (3x), last vs. Stetson 11/9/12

Field Goal Attempts

Season: 10, at FGCU 11/13/12
Career: 11, Clemson 1/18/12

Free Throws

Season: 6, vs. Jacksonville 11/16/12
Career: 6, vs. Jacksonville 11/16/12

Free Throw Attempts

Season: 6, vs. Jacksonville 11/16/12
Career: 6, vs. Jacksonville 11/16/12

3-Point Field Goals

Season: 3, vs. Detroit 11/24/12
Career: 3 (5x), last vs. Detroit 11/24/12

3-Point Field Goal Attempts

Season: 6, at FGCU 11/13/12
Career: 6 (3x) last at FGCU 11/13/12

Foul Disqualifications

Season: --
Career: 1, at Ole Miss 11/25/11

Minutes

Season: 38, vs. Jacksonville 11/16/12
Career: 38 (2x), last vs. JU 11/16/12

STATISTICS AT UMKC

Season	GP	GS	Min.	Avg.	Total			3-Point			Free Throws			Rebounds				Scoring							
					FG	FGA	Pct.	FG	FGA	Pct.	FT	FTA	Pct.	Off.	Def.	Tot.	Avg.	PF	FO	Ast.	TO	Blk	Stl	Pts.	Avg.
2008-09	31	13	581	18.7	40	98	.408	7	33	.212	24	42	.571	15	79	94	3.0	69	2	39	26	1	14	111	3.6
2009-10	30	25	855	28.5	110	231	.476	18	52	.346	89	120	.742	22	92	114	3.8	94	3	60	69	3	19	327	10.9
TOTAL	61	38	1436	23.5	150	329	.456	25	85	.294	113	162	.698	37	171	208	3.4	163	5	99	95	4	33	438	7.2

STATISTICS AT MIAMI

Season	GP	GS	Min.	Avg.	Total			3-Point			Free Throws			Rebounds				Scoring							
					FG	FGA	Pct.	FG	FGA	Pct.	FT	FTA	Pct.	Off.	Def.	Tot.	Avg.	PF	FO	Ast.	TO	Blk	Stl	Pts.	Avg.
2011-12	33	12	796	24.1	86	184	.467	40	107	.374	18	25	.720	20	95	115	3.5	70	1	47	42	2	22	230	7.0
2012-13	4	4	137	34.2	14	32	.438	6	17	.353	12	12	1.000	2	14	16	4.0	11	0	8	4	0	6	46	11.5
TOTAL	37	16	933	25.2	100	216	.463	46	124	.371	30	37	.811	22	109	131	3.5	81	1	55	46	2	28	276	7.5

MCKINNEY JONES 2012-13

Opponent	Date	GS	Min	TOTAL			3-PTS			FREE THROWS			REBOUNDS				PF	FO	A	TO	Blk	Stl	Pts	Avg	
				FG	FGA	Pct	3FG	FGA	Pct	FT	FTA	Pct	Off	Def	Tot	Avg									
STETSON	11-09-12	*	36	5	10	.500	1	3	.333	3	3	1.000	1	3	4	4.0	2	0	2	1	0	0	14	14.0	
at FGCU	11-13-12	*	37	3	10	.300	1	6	.167	1	1	1.000	1	1	2	3.0	4	0	1	2	0	2	8	11.0	
JACKSONVILLE	11-16-12	*	38	2	6	.333	1	3	.333	6	6	1.000	0	6	6	4.0	2	0	3	0	0	3	11	11.0	
DETROIT	11-24-12	*	26	4	6	.667	3	5	.600	2	2	1.000	0	4	4	4.0	3	0	2	1	0	1	13	11.5	
Totals			4	137	14	32	.438	6	17	.353	12	12	1.000	2	14	16	4.0	11	0	8	4	0	6	46	11.5



DURAND SCOTT

Senior | Guard | 6-5 | 203

#1

The Bronx, N.Y. | Rice

- 2011-12 All-ACC Honorable Mention
- 2010 ACC All-Rookie Team
- 2010 ACC All-Tournament First Team
- 2010 Four-time ACC Rookie of the Week

As A Senior (2012-13): One of five ACC guards to attend Chris Paul's CP3 Elite Guard Camp in Winston-Salem, N.C. in June.

As A Junior (2011-12): Ranked fifth in ACC in assist to turnover ratio, sixth in minutes played, seventh in assists, 10th in free throw percentage and 14th in scoring ... Ended season on a streak of eight games scoring in double digits ... Ranks fifth in scoring and sixth in assists on list of ACC active career statistical leaders ... Recorded double-digit points in all but five games ... Tallied three or more assists in 18 games, and five or more four times ... Shot better than 40 percent from field in 10 ACC games ... Scored 16 points, all from free throw line, to lead team in scoring against UMass ... Miami declared Scott ineligible prior to game against FSU on March 9. Was reinstated on March 14, but must serve a six-game withholding penalty. Six-game withholding includes FSU game in ACC Tournament, 2012 postseason, and three remaining withholding games at start of 2012-2013 season ... Book Buster (3.0 GPA).

As A Sophomore (2010-11): Ranked among ACC's leaders in scoring (12th), free throw percentage (3rd, 76th in nation) and minutes played (6th) ... Averaged a team-high 19.3 points, 3.3 assists and 3.3 rebounds over three NIT games, converting 50 percent from field and 89 percent from line ... Registered 100 assists for second-straight season, becoming first Cane to do so since John Salmons in 2001-02 ... Malcolm Grant went on to dish out 100 assists as well, with duo becoming first teammates to notch consecutive 100-assist seasons since Thomas Hocker and Kevin Presto achieved feat in both 1987-88 and 1988-89 ... Major improvement in shooting percentage from charity stripe (.670 to .837) and from beyond arc (.276 to .391) between first two seasons ... Scored 10-plus points 29 times as a sophomore, with six performances of at least 20 points -- including back-to-back 20-point games to open second campaign as a Cane and a season-high 27 points in win over Ole Miss (11/30) ... First Hurricane to post back-to-back games with 20-or-more points since Jack McClinton tallied three-straight 30-point games in 2008-09 ... Finished with a game-high 20 points - including going 9-of-11 from line, with four rebounds and two steals in 33 minutes at No. 19/19 Memphis (11/15) in a game that tipped at midnight to kick off ESPN's season coverage of college hoops.

As A Freshman (2009-10): Earned ACC All-Rookie Team, ACC All-Tournament first team and *Sporting News* ACC All-Rookie Team honors ... Four-time ACC Rookie of the Week -- first Hurricane to earn honor more than once ... Became first Miami rookie since Guillermo Diaz (2003-04) to score 20 points in multiple games as a freshman ... Season-high 29 points at North Carolina marked most points by a Miami freshman in over nine years ... Tied ACC freshman record with 10 assists and zero turnovers in UM debut ... Named "Outstanding Defender" at team's 2010 post-season banquet ... Just second freshman and fifth player in UM history to amass 100 points, 100 boards and 100 assists in a single season ... With 113 assists, became first UM rookie in 15 years -- since Kevin Norris posted 102 assists (1994-95) -- and fifth UM rookie to top century mark in assists ... First Hurricane of any class to achieve this since Anthony Harris registered 133 assists as a sophomore (2004-05) ... Season- and game-high 29 points, shooting a season-high 11-of-15 from field, a season-high 3-of-5 from long range and 4-of-4 from line, with five rebounds and two steals at North Carolina (3/2) ... The 29 points were second-highest point production by an ACC rookie, most points by a Hurricane since Jack McClinton's 35 versus North Carolina (2/15/09) and most points by a Miami freshman in over nine years (since Darius Rice scored 31 versus Virginia Tech on 1/10/01) ... In Miami debut, registered a season- and game-high 10 assists with zero turnovers against N.C. Central (11/14) en route to ACC Rookie of the Week honors ... Most assists by a Hurricane in three years and tied an ACC freshman record in process ... Game-high eight assists (tying himself for league's second-best assist production by an ACC freshman in 2009-10) versus Bethune-Cookman (12/30) ... Sparked UM with a game-high 20 points on 9-for-17 shooting from floor, adding two assists and a team single-game season-high tying four steals in Big Ten/ACC Challenge win over Minnesota (12/2) ... First 20-point performance by a Miami freshman since Dwayne Collins finished with 24 at BC (1/16/07) ... Dished out 16 straight assists to start season before committing first turnover on an offensive foul.

High School: Ranked fifth in nation among shooting guards by *Scout*, eighth by *Rivals* and 11th by ESPN ... Five-star recruit, also ranked among top 25 overall players by *Scout* ... Selected to play in 2009 Jordan Brand Classic ... As a senior, led Rice High School to State Federation Class 2-A championship, earning tournament MVP honors after scoring 23 points in title game -- including a three-pointer with 14.5 seconds left in regulation to send game into overtime ... As a junior, averaged 12.7 points, 5.4 rebounds, 2.9 assists and 1.6 steals per game en route to a 19-5 record and playoff run ... Shot 89.7 percent from long range (26-29), 63.6 from field and 75.6 from charity stripe ... Over high school career, won two state championships and four city championships ... Coached by Maurice Hicks ... Played AAU basketball for New York Gauchos who finished 2008 season as No. 1 ranked AAU program in New York metropolitan area ... Recruited by many of nation's top basketball programs, including UConn, Pittsburgh, St. John's, Memphis, UCLA, Tennessee and West Virginia.

Personal: Born Feb. 22, 1990 ... Brother to Alva, Ruschell, Shammet and Lacey ... Majoring in business management ... Off court, enjoys playing video games ... Jamaican descent ... Nickname is "Durand Durand".

2009-10			
Opposition	P	R	A
NC Central	4	4	10
Nova Southeastern	14	5	8
Tulane	10	5	5
UNC Wilmington	2	3	2
South Carolina	8	10	3
FGCU	8	4	4
USC Upstate	3	6	1
Minnesota	20	5	3
at Boston College	4	4	2
SC State	5	1	6
at Stetson	4	4	4
FAU	13	1	4
NC A&T	13	5	4
Bethune-Cookman	8	2	8
at Pepperdine	4	4	4
Wake Forest	10	2	3
at Virginia Tech	8	3	2
at Virginia	7	1	0
Boston College	9	6	3
at Maryland	13	4	2
Virginia Tech	12	4	4
at Wake Forest	9	6	2
at Florida St.	9	0	2
Georgia Tech	2	3	2
at Clemson	10	3	3
Duke	19	4	4
Virginia	11	4	2
NC State	13	3	5
at North Carolina	29	5	1
Florida St.	14	5	1
Wake Forest	6	5	4
Virginia Tech	17	6	2
Duke	21	4	3

2010-11			
Opposition	P	R	A
Jacksonville	20	4	6
at Memphis	20	4	1
N.C. Central	3	3	4
at Rutgers	5	5	2
McNeese St.	12	1	5
at FGCU	15	6	8
Ole Miss	27	6	6
West Virginia	11	4	2
Stetson	9	4	2
UCF	16	4	5
Oral Roberts	14	3	3
Rice	10	1	2
Akron	12	9	3
Pepperdine	15	5	2
at Duke	10	5	2
at Clemson	24	3	0
BC	19	7	3
Florida St.	8	5	1
at NC State	10	3	2
UNC	18	3	4
at Virginia Tech	21	4	5
Georgia Tech	5	5	4
Virginia	7	6	1
at Wake Forest	17	3	2
Duke	10	3	8
at UNC	12	2	2
Clemson	16	3	2
at BC	10	4	4
at Florida St.	6	3	2
Maryland	15	1	6
at Georgia Tech	13	2	1
Virginia	10	6	1
UNC	12	5	1
FAU	19	2	4
Missouri St.	20	5	4
at Alabama	19	3	2

2011-12			
Opposition	P	R	A
TENNESSEE TECH	15	6	5
RUTGERS	19	5	4
UNF	11	3	1
FLA. GULF COAST	5	5	4
at Ole Miss	13	6	4
at Purdue	12	2	2
UMASS	16	6	6
Memphis	10	6	5
at West Virginia	6	6	2
vs. FAU	18	1	2
at Charlotte	14	4	4
APPALACHIAN ST.	17	2	4
UNCG	17	7	3
at Virginia	12	3	3
at North Carolina	12	5	3
CLEMSON	10	6	4
NC STATE	8	6	3
at Georgia Tech	6	6	2
at Boston College	19	6	4
MARYLAND	24	8	7
at Duke	11	6	2
VIRGINIA TECH	2	6	1
at Florida State	12	5	3
NORTH CAROLINA	15	3	2
WAKE FOREST	18	7	4
at Maryland	14	5	1
FLORIDA STATE	17	7	2
at NC State	10	11	3
BOSTON COLLEGE	14	6	2
at Georgia Tech	11	7	1

Scott Season / Career Highs

- Points**
Season: 15, vs. Detroit 11/24/12
Career: 29, at North Carolina 3/2/10
- Rebounds**
Season: 5, vs. Detroit 11/24/12
Career: 12, at UNCG 02/15/11
- Assists**
Season: 3, vs. Detroit 11/24/12
Career: 10, at NC Central 11/14/09
- Steals**
Season: 2, vs. Detroit 11/24/12
Career: 4, vs. Minnesota 12/02/09
- Blocked Shots**
Season: --
Career: 2, at Pepperdine 1/3/10
- Field Goals**
Season: 6, vs. Detroit 11/24/12
Career: 11(2x), vs. Maryland 2/01/12
- Field Goal Attempts**
Season: 9, vs. Detroit 11/24/12
Career: 17, vs. Minnesota 12/02/09
- Free Throws**
Season: 3, vs. Detroit 11/24/12
Career: 16, vs. UMass 12/03/11
- Free Throw Attempts**
Season: 4, vs. Detroit 11/24/12
Career: 18, vs. UMass 12/03/11
- 3-Point Field Goals**
Season: --
Career: 4, vs. North Carolina 1/26/11
- 3-Point Field Goal Attempts**
Season: 1, vs. Detroit 11/24/12
Career: 5 (4x), last, vs. FAU 12/17/11
- Foul Disqualifications**
Season: --
Career: 10x - 4-11/12; 4-10/11; 2-09/10
- Minutes**
Season: 38, vs. Detroit 11/24/12
Career: 45, vs. FAU 12/17/11

CAREER STATISTICS

Season	GP	GS	Min.	Avg.	Total			3-Point			Free Throws			Rebounds				Scoring							
					FG	FGA	Pct.	FG	FGA	Pct.	FT	FTA	Pct.	Off.	Def.	Tot.	Avg.	PF	FO	Ast.	TO	Blk	Stl	Pts.	Avg.
2009-10	33	28	917	27.8	126	277	.455	16	58	.276	71	106	.670	29	102	131	4.0	69	2	113	73	6	41	339	10.3
2010-11	36	35	1182	32.8	162	364	.445	27	69	.391	139	166	.837	42	110	152	4.2	93	4	112	100	4	43	490	13.6
2011-12	30	30	997	33.2	136	300	.453	19	61	.311	97	122	.795	51	111	162	5.4	67	4	93	54	5	31	388	12.9
2012-13	1	1	38	38.0	6	9	.667	0	1	.000	3	4	.750	2	3	5	5.0	1	0	3	2	0	2	15	15.0
TOTAL	100	94	3134	31.3	430	950	.453	62	189	.328	310	398	.779	124	326	450	4.5	230	10	321	229	15	117	1232	12.3

SCOTT 2012-13

Opponent	Date	GS	Min	TOTAL			3-PTS			FREE THROWS			REBOUNDS				PF	FO	A	TO	Blk	Stl	Pts	Avg
				FG	FGA	Pct	3FG	FGA	Pct	FT	FTA	Pct	Off	Def	Tot	Avg								
STETSON	11-09-12		DNP																					
at FGCU	11-13-12		DNP																					
JACKSONVILLE	11-16-12		DNP																					
DETROIT	11-24-12	*	38	6	9	.667	0	1	.000	3	4	.750	2	3	5	5.0	1	0	3	2	0	2	15	15.0

2012-13 University of Miami



STEVE SORENSON

Freshman | Guard | 6-0 | 151

Dallas, Texas | Mark's School of Texas

#3

Sorenson Career Highs

Points
Career: --
Rebounds
Career: --
Assists
Career: --
Steals
Career: --
Blocked Shots
Career: --
Field Goals
Career: --
Field Goal Attempts
Career: --
Free Throws
Career: --
Free Throw Attempts
Career: --
3-Point Field Goals
Career: --
3-Point Field Goal Attempts
Career: --
Foul Disqualifications
Career: --
Minutes
Career: 0+, vs. Jacksonville 11/16/12

High School: Named all-state by Texas Association of Basketball Coaches as a senior ... TABC academic all-state ... Two-time All-Southwest Preparatory Conference ... Trinity Valley Christian all-tournament team twice ... Team captain both junior and senior seasons ... Averaged 18 points, six assists, three rebounds, two steals in senior campaign ... Shot 50 percent from both field and distance in final season ... Team leadership award ... Invited to TABC all-star game and 2012 Showboat Classic ... Team MVP ... Notched 12 points, five assists, four rebounds and two steals per game sophomore season ... Shot 50 percent from field and 49 percent from three ... Most improved player sophomore season ... Three-year letterwinner ... Honor roll all four years.

Personal: Full name is Steven Lewis Sorenson, goes by Steve ... Born Dec. 30, 1993 in St. Louis, Mo. ... Son of Skip and Yvonne ... Brother to Erik, who was a walk-on with Virginia Tech basketball team from 2010-12 ... Played AAU ball for Dallas Heroes ... Majoring in business.

CAREER STATISTICS

Season	GP	GS	Min.	Avg.	Total			3-Point			Free Throws			Rebounds				Scoring									
					FG	FGA	Pct.	FG	FGA	Pct.	FT	FTA	Pct.	Off.	Def.	Tot.	Avg.	PF	FO	Ast.	TO	Blk	Stl	Pts.	Avg.		
2012-13	1	0	0+	0.0	0	0	.000	0	0	.000	0	0	.000	0	0	0	0.0	0	0	0	0	0	0	0	0	0	0.0

SORENSON 2012-13

Opponent	Date	GS	Min	TOTAL			3-PTS			FREE THROWS			REBOUNDS				PF	FO	A	TO	Blk	Stl	Pts	Avg
				FG	FGA	Pct	3FG	FGA	Pct	FT	FTA	Pct	Off	Def	Tot	Avg								
STETSON	11-09-12		DNP																					
at FGCU	11-13-12		DNP																					
JACKSONVILLE	11-16-12	0+	0	0	0	.000	0	0	.000	0	0	.000	0	0	0	0.0	0	0	0	0	0	0	0	0.0
DETROIT	11-24-12		DNP																					



ERIK SWOOPE

Junior | Forward | 6-6 | 233

Lake Elsinore, Calif. | Harvard-Westlake

#21

Swoope Season / Career Highs

Points

Season: 7, vs. Jacksonville 11/16/12
Career: 13, vs. Pepperdine 12/30/10

Rebounds

Season: 2, vs. Jacksonville 11/16/12
Career: 6, vs. NC Central 11/19/10

Assists

Season: 1, vs. Jacksonville 11/16/12
Career: 2, at West Virginia 12/10/11

Steals

Season: 2, vs. Jacksonville 11/16/12
Career: 3 (3x), last vs. Rutgers 11/15/11

Blocked Shots

Season: --
Career: 2 (2x), last vs. UNF 11/19/11

Field Goals

Season: 3, vs. Jacksonville 11/16/12
Career: 4, vs. Pepperdine 12/30/10

Field Goal Attempts

Season: 3, vs. Jacksonville 11/16/12
Career: 8, at Duke 1/2/11

Free Throws

Season: 1, vs. Jacksonville 11/16/12
Career: 5, vs. Pepperdine 12/30/10

Free Throw Attempts

Season: 4, vs. Jacksonville 11/16/12
Career: 7, vs. Pepperdine 12/30/10

3-Point Field Goals

Season: --
Career: --

3-Point Field Goal Attempts

Season: --
Career: 1 (2x), last vs. Maryland 2/1/12

Foul Disqualifications

Season: --
Career: 3 - 1 in 2010-11; 2 in 2011-12

Minutes

Season: 16, vs. Jacksonville 11/16/12
Career: 36, at Ole Miss 11/25/11

As a Sophomore (2011-12): Started eight of first 10 games, averaging 4.9 points, 3.4 rebounds, 0.9 blocks, 0.9 steals and 0.7 assists in 22.9 minutes per game while shooting 57.9 percent from field ... In 23 total games, averaged 2.3 points and 1.7 rebounds in 11.7 minutes per night ... Shot 50 percent (23-of-46) from field and 47.1 percent at line ... Scored in double digits in opener against Tennessee Tech ... Pulled down at least three rebounds in seven games ... Played more than 10 minutes in first 10 games, then didn't see more than eight minutes in final 13 outings ... Led (or tied) for team game highs in steals three times, blocked shots twice and rebounds and assists once ... Season highs include 11 points vs. Tennessee Tech, eight rebounds against Rutgers, two assists at West Virginia, three steals twice, a pair of blocked shots twice and 36 minutes at Ole Miss.

As a Freshman (2010-11): Played in 29 games, making nine starts as a true freshman ... Named to 2011 ACC All-Academic Basketball Team ... Averaged 1.4 points and 1.0 rebound in 6.5 minutes per game ... After averaging just 3.8 minutes per game over first 11 games, started eight-straight outings (12/22-1/23) - including five ACC games - for Hurricanes with 14.6 minutes per game over that span, including a season-high 23 minutes versus Pepperdine (12/30) ... Was back in starting lineup versus Virginia (2/5) ... Posted five points - including hitting both attempts from charity stripe, a career-high three steals, a pair of boards and one assist versus Florida State (1/19) ... Finished with six points - including a 4-for-4 effort from line, with a pair of rebounds and a steal in ACC debut at No. 1 Duke (1/2) ... Posted best game of young career versus Pepperdine (12/30), finishing with a season-high 13 points, four rebounds and two steals ... Grabbed two steals and matched then- season high with four points in Las Vegas Holiday Hoops Classic win over Rice (12/22) ... Finished with four points, a season-high six boards, one steal and one assist in nine minutes versus North Carolina Central (11/19).

High School: Named Mission League Most Valuable Player ... *L.A. Daily News* referred to him as "most dominant boys' basketball player" in San Fernando Valley ... Rated as No. 41 power forward by ESPN ... Incredible physique, and is as bouncy as any prospect in west ... As a senior, averaged 21.8 points, 8.9 rebounds, 1.6 assists and 1.5 blocks per game, converting 74 percent from field and 71 percent from foul line ... Registered 16 games of 20-or-more points, including eight games with 30-plus points ... Scored in double-figures in all but two games as a senior ... Averaged 26.2 points per outing over last six games ... Picked up 12 double-doubles as a senior, including a 30-point, 21-rebound effort against South Hills ... Turned in a season-best 40 points on 14-of-17 shooting from field - adding a 12-of-13 touch at charity stripe - in a win over Notre Dame Prep ... Collected three-straight games of 30 points against Palos Verdes, South Hills and Calabasas ... Picked up 2.8 steals per game ... As a sophomore, helped team to runner-up title of Mission League ... Selected as an *ESPN Rise* California State Stat Star of Week (Feb. 11, 2010) ... Coached by Greg Hilliard ... Played AAU basketball for Pump N' Run Elite ... Attended same high school that produced NBA players Jason Collins (Atlanta Hawks) and Jarron Collins (Phoenix Suns).

Personal: Last name is pronounced Swope ... Born May 8, 1992 ... Son of Denise and Gerald Swoope ... Brother to Devin Swoope ... Majoring in economics ... Attacks basket with reckless abandon, and has ability to finish plays in traffic ... Has been practicing yoga for four years.

2009-10			
Opposition	P	R	A
Jacksonville	0	0	0
at Memphis	1	0	0
N.C. Central	4	6	1
at Rutgers	0	0	0
McNeese St.	0	0	0
at FGCU	0	1	0
UCF	0	0	0
Oral Roberts	0	0	0
Rice	4	1	1
Akron	3	3	0
Pepperdine	13	4	1
at Duke	6	2	0
at Clemson	0	2	1
BC	4	1	0
Florida St.	5	2	1
at NC State	0	0	0
UNC	0	0	0
at Virginia Tech	0	0	0
Georgia Tech	0	1	0
Virginia	0	1	0
at Wake Forest	0	1	0
Duke	0	0	0
at UNC	0	1	0
at Florida St.	0	1	0
at Georgia Tech	0	2	0
Virginia	0	0	0
FAU	0	0	0
Missouri St.	0	0	0
at Alabama	0	0	0

2011-12			
Opposition	P	R	A
TENNESSEE TECH	11	6	1
RUTGERS	6	8	1
UNF	8	3	1
FLA. GULF COAST	4	3	0
at Ole Miss	6	3	0
at Purdue	4	1	1
UMASS	6	2	1
Memphis	2	4	0
at West Virginia	0	3	2
vs. FAU	2	1	0
at Charlotte	0	1	0
APPALACHIAN ST.	2	0	0
UNCG	0	0	0
at North Carolina	0	0	0
NC STATE	1	0	0
at Boston College	0	0	0
MARYLAND	0	2	0
VIRGINIA TECH	0	0	0
WAKE FOREST	0	0	0
BOSTON COLLEGE	0	2	0
at Georgia Tech	0	0	0
vs. Florida State	0	0	0
MINNESOTA	2	1	0

CAREER STATISTICS

Season	GP	GS	Min.	Avg.	Total			3-Point			Free Throws			Rebounds				Scoring							
					FG	FGA	Pct.	FG	FGA	Pct.	FT	FTA	Pct.	Off.	Def.	Tot.	Avg.	PF	FO	Ast.	TO	Blk	Stl	Pts.	Avg.
2010-11	29	9	189	6.5	11	25	.440	0	0	.000	18	30	.600	12	17	29	1.0	26	1	5	7	2	13	40	1.4
2011-12	23	8	269	11.7	23	46	.500	0	2	.000	8	17	.471	20	20	40	1.7	46	2	7	8	10	9	54	2.3
2012-13	4	0	21	5.3	3	3	1.000	0	0	.000	1	4	.250	1	2	3	0.8	0	0	1	0	0	2	7	1.8
TOTAL	56	17	479	8.6	37	74	.500	0	2	.000	27	51	.529	33	39	72	1.3	72	3	13	15	12	24	101	1.8

SWOOPE 2012-13

Opponent	Date	GS	Min	TOTAL			3-PTS			FREE THROWS			REBOUNDS				PF	FO	A	TO	Blk	Stl	Pts	Avg	
				FG	FGA	Pct	3FG	FGA	Pct	FT	FTA	Pct	Off	Def	Tot	Avg									
STETSON	11-09-12	0+	0	0	0	.000	0	0	.000	0	0	.000	0	0	0	0.0	0	0	0	0	0	0	0	0.0	
at FGCU	11-13-12	0+	0	0	0	.000	0	0	.000	0	0	.000	0	0	0	0.0	0	0	0	0	0	0	0	0.0	
JACKSONVILLE	11-16-12	16	3	3	1.000	0	0	.000	1	4	.250	1	1	2	0.7	0	0	1	0	0	2	7	2.3		
DETROIT	11-24-12	5	0	0	.000	0	0	.000	0	0	.000	0	1	1	0.8	0	0	0	0	0	0	0	0	1.8	
Totals			0	21	3	3	1.000	0	0	.000	1	4	.250	1	2	3	0.8	0	0	1	0	0	2	7	1.8



2012-13 Miami Men's Basketball
University of Miami Combined Team Statistics (as of Nov 26, 2012)
All games

RECORD:	OVERALL	HOME	AWAY	NEUTRAL
ALL GAMES	3-1	3-0	0-1	0-0
CONFERENCE	0-0	0-0	0-0	0-0
NON-CONFERENCE	3-1	3-0	0-1	0-0

#	Player	gp-gs	min	avg	Total		3-Point		F-Throw		Rebounds				pf	dq	a	to	blk	stl	pts	avg
					fg-fga	fg%	3fg-fga	3fg%	ft-fta	ft%	off	def	tot	avg								
00	Shane Larkin	4-4	145	36.2	25-43	.581	8-18	.444	11-13	.846	0	13	13	3.3	8	0	18	14	0	4	69	17.3
01	Durand Scott	1-1	38	38.0	6-9	.667	0-1	.000	3-4	.750	2	3	5	5.0	1	0	3	2	0	2	15	15.0
42	Reggie Johnson	3-2	82	27.3	10-27	.370	0-3	.000	15-25	.600	14	16	30	10.0	9	0	5	9	3	2	35	11.7
35	Kenny Kadji	4-4	123	30.8	16-38	.421	4-16	.250	10-13	.769	9	26	35	8.8	11	0	10	10	4	1	46	11.5
04	Trey McKinney Jones	4-4	137	34.2	14-32	.438	6-17	.353	12-12	1.000	2	14	16	4.0	11	0	8	4	0	6	46	11.5
45	Julian Gamble	4-2	67	16.8	11-17	.647	0-0	.000	7-14	.500	5	6	11	2.8	5	0	1	6	3	3	29	7.3
15	Rion Brown	4-3	122	30.5	9-29	.310	2-16	.125	5-9	.556	6	11	17	4.3	0	0	8	3	1	2	25	6.3
02	Bishop Daniels	3-0	50	16.7	5-11	.455	3-3	1.000	2-2	1.000	1	2	3	1.0	5	0	3	4	0	6	15	5.0
21	Erik Swoope	4-0	21	5.3	3-3	1.000	0-0	.000	1-4	.250	1	2	3	0.8	0	0	1	0	0	2	7	1.8
23	Tonye Jekiri	2-0	15	7.5	0-0	.000	0-0	.000	1-3	.333	1	1	2	1.0	3	0	0	2	0	1	1	0.5
03	Steve Sorenson	1-0	0	0.0	0-0	.000	0-0	.000	0-0	.000	0	0	0	0.0	0	0	0	0	0	0	0	0.0
12	Justin Heller	1-0	0	0.0	0-0	.000	0-0	.000	0-0	.000	0	0	0	0.0	0	0	0	0	0	0	0	0.0
Team											2	5	7				3					
Total.....		4	800		99-209	.474	23-74	.311	67-99	.677	43	99	142	35.5	53	0	57	57	11	29	288	72.0
Opponents.....		4	800		94-223	.422	32-94	.340	41-63	.651	41	83	124	31.0	86	3	53	57	7	30	261	65.2

TEAM STATISTICS	UM	OPP	Date	Opponent	Score	Att.
SCORING	288	261	11-09-12	STETSON	w 87-79	3160
Points per game	72.0	65.2	11-13-12	at Florida Gulf Coast	L 51-63	4552
Scoring margin	+6.8	-	11-16-12	JACKSONVILLE	w 73-57	3135
FIELD GOALS-ATT	99-209	94-223	11-24-12	DETROIT	w 77-62	2946
Field goal pct	.474	.422	* - Conference game			
3 POINT FG-ATT	23-74	32-94				
3-point FG pct	.311	.340				
3-pt FG made per game	5.8	8.0				
FREE THROWS-ATT	67-99	41-63				
Free throw pct	.677	.651				
F-Throws made per game	16.8	10.3				
REBOUNDS	142	124				
Rebounds per game	35.5	31.0				
Rebounding margin	+4.5	-				
ASSISTS	57	53				
Assists per game	14.3	13.3				
TURNOVERS	57	57				
Turnovers per game	14.3	14.3				
Turnover margin	+0.0	-				
Assist/turnover ratio	1.0	0.9				
STEALS	29	30				
Steals per game	7.3	7.5				
BLOCKS	11	7				
Blocks per game	2.8	1.8				
ATTENDANCE	9241	4552				
Home games-Avg/Game	3-3080	1-4552				
Neutral site-Avg/Game	-	0-0				

Score by Periods	1st	2nd	Totals
University of Miami	121	167	288
Opponents	120	141	261



2012-13 Miami Men's Basketball
 University of Miami Team Game-by-Game Comparison (as of Nov 26, 2012)
All games

Opponent	1st	2nd	Score	Mar	Total FG	FG Pct	3-Pointers	3FG Pct	Free Throws	FT Pct	Rebounds	Assist	T/Over	Block	Steal	Fouls
STETSON	34/34	53/45	87-79	+8	32-61/28-63	.525/.444	7-21/13-31	.333/.419	16-24/10-14	.667/.714	39/30 +9	19/20	11/11	1/1	4/6	13/21
Florida Gulf Coast	25/32	26/31	51-63	(12)	16-55/25-51	.291/.490	8-26/1-11	.308/.091	11-21/12-15	.524/.800	32/40 (8)	10/12	17/18	2/3	7/9	16/23
JACKSONVILLE	27/23	46/34	73-57	+16	23-39/20-50	.590/.400	4-12/7-20	.333/.350	23-35/10-20	.657/.500	30/27 +3	13/11	15/16	3/1	12/8	12/22
DETROIT	35/31	42/31	77-62	+15	28-54/21-59	.519/.356	4-15/11-32	.267/.344	17-19/9-14	.895/.643	41/27 +14	15/10	14/12	5/2	6/7	12/20

Note: Game totals are displayed in the format TEAM/OPPONENT for each category



2012-13 Miami Men's Basketball
University of Miami Team High/Low Analysis (as of Nov 26, 2012)
All games

University of Miami - TEAM GAME HIGHS

POINTS	87		STETSON (11-09-12)
	77		DETROIT (11-24-12)
	73		JACKSONVILLE (11-16-12)
	51		at Florida Gulf Coast (11-13-12)
FIELD GOALS MADE	32		STETSON (11-09-12)
	28		DETROIT (11-24-12)
FIELD GOAL ATTEMPTS	61		STETSON (11-09-12)
	55		at Florida Gulf Coast (11-13-12)
FIELD GOAL PERCENTAGE	.590	(23-39)	JACKSONVILLE (11-16-12)
	.525	(32-61)	STETSON (11-09-12)
3 PT FIELD GOALS MADE	8		at Florida Gulf Coast (11-13-12)
	7		STETSON (11-09-12)
3 PT FG ATTEMPTS	26		at Florida Gulf Coast (11-13-12)
	21		STETSON (11-09-12)
3 PT FG PERCENTAGE	.333	(7-21)	STETSON (11-09-12)
	.333	(4-12)	JACKSONVILLE (11-16-12)
FREE THROWS MADE	23		JACKSONVILLE (11-16-12)
	17		DETROIT (11-24-12)
FREE THROW ATTEMPTS	35		JACKSONVILLE (11-16-12)
	24		STETSON (11-09-12)
FREE THROW PERCENTAGE	.895	(17-19)	DETROIT (11-24-12)
	.667	(16-24)	STETSON (11-09-12)
REBOUNDS	41		DETROIT (11-24-12)
	39		STETSON (11-09-12)
ASSISTS	19		STETSON (11-09-12)
	15		DETROIT (11-24-12)
STEALS	12		JACKSONVILLE (11-16-12)
	7		at Florida Gulf Coast (11-13-12)
BLOCKED SHOTS	5		DETROIT (11-24-12)
	3		JACKSONVILLE (11-16-12)
TURNOVERS	17		at Florida Gulf Coast (11-13-12)
	15		JACKSONVILLE (11-16-12)
FOULS	16		at Florida Gulf Coast (11-13-12)
	13		STETSON (11-09-12)



2012-13 Miami Men's Basketball
University of Miami High/Low Analysis (as of Nov 26, 2012)
All games

Opponent - GAME HIGHS

POINTS	79		STETSON (11-09-12)
	63		at Florida Gulf Coast (11-13-12)
	62		DETROIT (11-24-12)
	57		JACKSONVILLE (11-16-12)
FIELD GOALS MADE	28		STETSON (11-09-12)
	25		at Florida Gulf Coast (11-13-12)
FIELD GOAL ATTEMPTS	63		STETSON (11-09-12)
	59		DETROIT (11-24-12)
FIELD GOAL PERCENTAGE	.490	(25-51)	at Florida Gulf Coast (11-13-12)
	.444	(28-63)	STETSON (11-09-12)
3 PT FIELD GOALS MADE	13		STETSON (11-09-12)
	11		DETROIT (11-24-12)
3 PT FG ATTEMPTS	32		DETROIT (11-24-12)
	31		STETSON (11-09-12)
3 PT FG PERCENTAGE	.419	(13-31)	STETSON (11-09-12)
	.350	(7-20)	JACKSONVILLE (11-16-12)
FREE THROWS MADE	12		at Florida Gulf Coast (11-13-12)
	10		JACKSONVILLE (11-16-12)
	10		STETSON (11-09-12)
FREE THROW ATTEMPTS	20		JACKSONVILLE (11-16-12)
	15		at Florida Gulf Coast (11-13-12)
FREE THROW PERCENTAGE	.800	(12-15)	at Florida Gulf Coast (11-13-12)
	.714	(10-14)	STETSON (11-09-12)
REBOUNDS	40		at Florida Gulf Coast (11-13-12)
	30		STETSON (11-09-12)
ASSISTS	20		STETSON (11-09-12)
	12		at Florida Gulf Coast (11-13-12)
STEALS	9		at Florida Gulf Coast (11-13-12)
	8		JACKSONVILLE (11-16-12)
BLOCKED SHOTS	3		at Florida Gulf Coast (11-13-12)
	2		DETROIT (11-24-12)
TURNOVERS	18		at Florida Gulf Coast (11-13-12)
	16		JACKSONVILLE (11-16-12)
FOULS	23		at Florida Gulf Coast (11-13-12)
	22		JACKSONVILLE (11-16-12)



2012-13 Miami Men's Basketball
University of Miami Player High/Low Analysis (as of Nov 26, 2012)
All games

University of Miami - INDIVIDUAL GAME HIGHS

Points	27		Shane Larkin vs Jacksonville (11-16-12)
	22		Reggie Johnson vs Stetson (11-09-12)
	15		Durand Scott vs DETROIT (11-24-12)
	15		Shane Larkin vs DETROIT (11-24-12)
	14		Kenny Kadji vs DETROIT (11-24-12)
	14		Shane Larkin at Florida Gulf Coast (11-13-12)
	14		Trey McKinney Jones vs Stetson (11-09-12)
Field Goals Made	9		Shane Larkin vs Jacksonville (11-16-12)
	6		Durand Scott vs DETROIT (11-24-12)
	6		Shane Larkin vs DETROIT (11-24-12)
	6		Reggie Johnson vs Stetson (11-09-12)
Field Goal Att.	16		Reggie Johnson vs Stetson (11-09-12)
	13		Kenny Kadji vs DETROIT (11-24-12)
	13		Shane Larkin vs Jacksonville (11-16-12)
	13		Shane Larkin at Florida Gulf Coast (11-13-12)
FG Pct (min 5 made)	.714	(5-7)	Shane Larkin vs Stetson (11-09-12)
	.692	(9-13)	Shane Larkin vs Jacksonville (11-16-12)
3-Point FG Made	4		Shane Larkin at Florida Gulf Coast (11-13-12)
	3		Trey McKinney Jones vs DETROIT (11-24-12)
3-Point FG Att.	9		Shane Larkin at Florida Gulf Coast (11-13-12)
	6		Rion Brown at Florida Gulf Coast (11-13-12)
	6		Trey McKinney Jones at Florida Gulf Coast (11-13-12)
	6		Rion Brown vs Stetson (11-09-12)
3-Pt FG Pct (min 2 made)	1.000	(2-2)	Bishop Daniels at Florida Gulf Coast (11-13-12)
	.600	(3-5)	Trey McKinney Jones vs DETROIT (11-24-12)
Free Throws Made	10		Reggie Johnson vs Stetson (11-09-12)
	7		Shane Larkin vs Jacksonville (11-16-12)
Free Throw Att.	14		Reggie Johnson vs Stetson (11-09-12)
	10		Julian Gamble vs Jacksonville (11-16-12)
FT Pct (min 3 made)	1.000	(7-7)	Shane Larkin vs Jacksonville (11-16-12)
	1.000	(6-6)	Trey McKinney Jones vs Jacksonville (11-16-12)
	1.000	(4-4)	Kenny Kadji vs DETROIT (11-24-12)
	1.000	(3-3)	Trey McKinney Jones vs Stetson (11-09-12)
Rebounds	12		Kenny Kadji vs Stetson (11-09-12)
	11		Kenny Kadji vs DETROIT (11-24-12)
	11		Reggie Johnson vs Stetson (11-09-12)
Assists	6		Shane Larkin vs Stetson (11-09-12)
	5		Shane Larkin vs Jacksonville (11-16-12)
	5		Kenny Kadji vs Stetson (11-09-12)
Steals	3		Trey McKinney Jones vs Jacksonville (11-16-12)
	3		Bishop Daniels vs Stetson (11-09-12)
Blocked Shots	3		Reggie Johnson vs DETROIT (11-24-12)
	2		Julian Gamble vs DETROIT (11-24-12)
	2		Kenny Kadji vs Jacksonville (11-16-12)
Turnovers	5		Shane Larkin vs DETROIT (11-24-12)
	5		Kenny Kadji vs Jacksonville (11-16-12)
	5		Reggie Johnson at Florida Gulf Coast (11-13-12)
Fouls	4		Bishop Daniels vs Jacksonville (11-16-12)
	4		Trey McKinney Jones at Florida Gulf Coast (11-13-12)
	4		Reggie Johnson at Florida Gulf Coast (11-13-12)
	4		Shane Larkin at Florida Gulf Coast (11-13-12)
	4		Kenny Kadji vs Stetson (11-09-12)



2012-13 Miami Men's Basketball
University of Miami Opponent High/Low Analysis (as of Nov 26, 2012)
All games

OPPONENT INDIVIDUAL GAME HIGHS

Points	23		FRITSCH, Dylan vs Jacksonville (11-16-12)
	22		MINNERATH, Nick vs DETROIT (11-24-12)
	22		PEGG, Adam vs Stetson (11-09-12)
	21		GRAHAM, Aaron vs Stetson (11-09-12)
	15		McCALLUM, Ray vs DETROIT (11-24-12)
	15		CALLISTE, Jason vs DETROIT (11-24-12)
Field Goals Made	9		PEGG, Adam vs Stetson (11-09-12)
	7		MINNERATH, Nick vs DETROIT (11-24-12)
	7		FRITSCH, Dylan vs Jacksonville (11-16-12)
	7		BROWN, Sherwood at Florida Gulf Coast (11-13-12)
	7		GRAHAM, Aaron vs Stetson (11-09-12)
Field Goal Att.	16		MINNERATH, Nick vs DETROIT (11-24-12)
	16		PEGG, Adam vs Stetson (11-09-12)
FG Pct (min 5 made)	.714	(5-7)	MCKNIGHT, Eric at Florida Gulf Coast (11-13-12)
	.625	(5-8)	PEREZ, Chris vs Stetson (11-09-12)
3-Point FG Made	6		FRITSCH, Dylan vs Jacksonville (11-16-12)
	5		MINNERATH, Nick vs DETROIT (11-24-12)
	5		GRAHAM, Aaron vs Stetson (11-09-12)
3-Point FG Att.	13		MINNERATH, Nick vs DETROIT (11-24-12)
	11		FRITSCH, Dylan vs Jacksonville (11-16-12)
3-Pt FG Pct (min 2 made)	.800	(4-5)	PEGG, Adam vs Stetson (11-09-12)
	.556	(5-9)	GRAHAM, Aaron vs Stetson (11-09-12)
Free Throws Made	4		MCKNIGHT, Eric at Florida Gulf Coast (11-13-12)
	4		COMER, Brett at Florida Gulf Coast (11-13-12)
Free Throw Att.	6		GRAHAM, Evin vs Jacksonville (11-16-12)
	6		POWELL, Glenn vs Jacksonville (11-16-12)
FT Pct (min 3 made)	1.000	(4-4)	COMER, Brett at Florida Gulf Coast (11-13-12)
	1.000	(3-3)	HOWARD, JR., Juwan vs DETROIT (11-24-12)
	1.000	(3-3)	FRITSCH, Dylan vs Jacksonville (11-16-12)
	1.000	(3-3)	THOMPSON, Bernard at Florida Gulf Coast (11-13-12)
	1.000	(3-3)	NABURGS, Joel vs Stetson (11-09-12)
Rebounds	9		PEGG, Adam vs Stetson (11-09-12)
	8		MCKNIGHT, Eric at Florida Gulf Coast (11-13-12)
Assists	8		COMER, Brett at Florida Gulf Coast (11-13-12)
	4		MILLER, Hunter vs Stetson (11-09-12)
	4		GREEN, Willie vs Stetson (11-09-12)
	4		IRWIN, Logan vs Stetson (11-09-12)
Steals	4		THOMPSON, Bernard at Florida Gulf Coast (11-13-12)
	3		FLEMING, Kordario vs Jacksonville (11-16-12)
Blocked Shots	2		MURRAY, Eddie at Florida Gulf Coast (11-13-12)
	1		BRUINSMA, Evan vs DETROIT (11-24-12)
	1		ANDERSON, Doug vs DETROIT (11-24-12)
	1		POWELL, Glenn vs Jacksonville (11-16-12)
	1		MCKNIGHT, Eric at Florida Gulf Coast (11-13-12)
	1		PEGG, Adam vs Stetson (11-09-12)
Turnovers	5		CALLISTE, Jason vs DETROIT (11-24-12)
	5		BROWN, Sherwood at Florida Gulf Coast (11-13-12)
Fouls	5		FIELER, Chase at Florida Gulf Coast (11-13-12)
	5		MURRAY, Eddie at Florida Gulf Coast (11-13-12)
	5		GREEN, Willie vs Stetson (11-09-12)