

MIAMI BASKETBALL

THE BASICS

Date/Time: Sat., Dec. 30, 2017/4 p.m. ET
Location: Pittsburgh, Pa./Petersen Events Center (12,508)
Television: ACC Network; **Online:** WatchESPN
 Tom Werme (PxP) and Mike Gminksi (analyst)
Radio: WMEN 640-AM (Kevin Rogers - PxP)
Satellite Radio: Sirius 137/XM 193 (Internet 955)
Series vs. Pitt: Miami leads, 19-18

2017-18 SCHEDULE/RESULTS

OPPONENT	TV	TIME/SCORE
NOVEMBER (6-0)		
1 NEWBERRY*	ACCN Extra	W, 106-79
10 [13/12] GARDNER-WEBB	ACCN Extra	W, 77-45
12 [13/12] NAVY	ACCN Extra	W, 89-55
16 [11/12] FLORIDA A&M	ACCN Extra	W, 90-59
22 [11/11] vs. La Salle ¹		W, 57-46
25 [11/11] NORTH FLORIDA	RSN	W, 86-65
29 [10/13] at No. 12/12 Minnesota ²	ESPN2	W, 86-81
DECEMBER (5-1)		
2 [10/13] vs. Princeton ³	ESPNU	W, 80-52
5 [10/11] BOSTON UNIVERSITY	RSN	W, 69-54
16 [6/8] at George Washington	CBSSN	W, 59-50
23 [6/7] at Hawai'i ⁴	ESPNU	W, 75-57
23 [6/7] vs. New Mexico State ⁴	ESPN2	L, 54-63
25 [15/16] vs. Middle Tennessee ⁴	ESPNU	W, 84-81
30 [15/16] at Pittsburgh*	ACCN	4 p.m.
JANUARY		
3 at Georgia Tech*	RSN	9 p.m.
7 FLORIDA STATE*	ESPNU	6 p.m.
13 at Clemson*	ESPNU	3 p.m.
15 DUKE*	ESPN	7 p.m.
21 at NC State*	ACCN	Noon
24 LOUISVILLE*	ESPN2	7:30 p.m.
27 at Florida State*	ACCN	4 p.m.
31 PITTSBURGH*	RSN	7 p.m.
FEBRUARY		
3 at Virginia Tech*	ESPN2	2 p.m.
7 WAKE FOREST*	ESPN2	7 p.m.
10 at Boston College*	RSN	2 p.m.
13 VIRGINIA*	ESPN2	9 p.m.
17 SYRACUSE*	CBS	Noon
19 at Notre Dame*	ESPN	7 p.m.
24 BOSTON COLLEGE*	RSN	2 p.m.
27 at North Carolina*	ESPN	9 p.m.
MARCH		
3 VIRGINIA TECH*	ESPN2	Noon
6-10 ACC Tournament ⁵	ESPN/ESPN2/ACCN	

BOLD CAPS denotes home games at Watsco Center, Coral Gables, Fla.; [#/#] denotes Miami's AP/USA TODAY ranking

*Exhibition; * ACC game

¹ Reading, Pa.; ² ACC/Big Ten Challenge

³ Hoophall Miami Invitational, AmericanAirlines Arena (Miami, Fla.)

⁴ Hawaiian Airlines Diamond Head Classic (Honolulu, Hawai'i)

⁵ Barclays Center, Brooklyn, N.Y.

All times Eastern and subject to change

MIAMI ATHLETICS COMMUNICATIONS

Assistant AD for Communications & Content:

Andy Fledderjohann (MBB Contact)

Email: afledderjohann@miami.edu

Cell Phone: 434-906-0075

Twitter/Instagram/Facebook: @CanesHoops

GAME 13 • DEC. 30, 2017 • 4 P.M. ET • PITTSBURGH, PA.



15/16 MIAMI HURRICANES (11-1, 0-0 ACC)

Head Coach: Jim Larrañaga (Providence, 1971 [B.A.])

Record at UM: 150-70 (7th season), **Career Record:** 620-404 (34th season)

VS



PITT PANTHERS (8-5, 0-0 ACC)

Head Coach: Kevin Stallings (Purdue, 1982)

Record at Pitt: 24-22 (2nd season), **Career Record:** 479-305 (24th season)

THINGS TO KNOW

- Miami was picked to finish fourth in the ACC Preseason Coaches' Poll.
- Dewan Huell is averaging 15.5 points and 7.5 rebounds in his last four games and was named to the Diamond Head Classic All-Tournament Team.
- DJ Vasiljevic is 20-for-39 (51.3%) from 3-point range in his last seven games.
- Ja'Quan Newton needs 16 points to become the 38th Hurricane player to score 1,000 career points.
- Miami is ranked No. 7 nationally in adjusted defensive efficiency by KenPom.
- UM is in the midst of a six-game road swing, which began Dec. 16 at GW and ends Jan. 3 at Georgia Tech, encompassing approximately 15,550 miles of travel.

MIAMI-PITT SERIES

Miami leads the series with Pitt, 19-18, including 3-1 since the Panthers joined the ACC for the 2014-15 season.

Miami has won three straight against Pitt, including a 72-46 victory on Jan. 14, 2017, at the Petersen Events Center in the teams' lone meeting last season.

Miami is 7-10 all-time in road games at Pitt.

Jim Larrañaga is 3-2 against Pitt in his career.

THE ACC GAUNTLET BEGINS

Miami opens ACC play with three of its first four games on the road.

Eight of UM's upcoming opponents, totaling 10 games (five home/five road), feature teams in the current KenPom top 40: Virginia (3), Duke (4), North Carolina (8), Clemson (23), Notre Dame (25), Florida State (27), Louisville (33), Virginia Tech (37).

THE ACC OPENER

Miami is 5-8 in ACC openers since joining the league for the 2004-05 season. UM is 1-5 on the road and 4-3 at home in ACC opening games.

Miami is 3-3 in ACC openers under Jim Larrañaga.

The Canes started ACC play at home each of the previous four seasons after being on the road for four straight seasons (2009-10 to 2012-13).

LIFE ON THE ROAD

Miami is 43-32 in true road games in seven years under Jim Larrañaga, including 26-27 in ACC action.

Miami's 26 road wins in conference play since the 2011-12 season ranks fourth behind North Carolina (34), Duke (32), and Virginia (30).

UM was 3-0 on the road in non-conference play this year, including an 86-81 win at then-No. 12 Minnesota on Nov. 29 in the Big Ten/ACC Challenge.

The Hurricanes were 4-6 in road games last season.

ROAD WARRIORS

Miami is in the midst of six straight games away from the comforts of home, part of a stretch with just one home game in 42 days.

UM is 3-1 thus far on the road swing, including a 2-1 mark at the Diamond Head Classic in Honolulu.

UM's next home game is an ACC clash with No. 24 Florida State on Sunday, Jan. 7.

CANES IN 2017 DIAMOND HEAD CLASSIC

Dewan Huell led Miami in scoring (15.7), rebounding (6.0) and blocks (1.7) in the 2017 Diamond Head Classic and was named to the all-tournament team.

Bruce Brown Jr. averaged 12.3 points, 6.0 rebounds and 4.0 assists.

The Hurricanes shot 48.8 percent from the field, but were just 14-for-49 (28.6 percent) from 3-point range. Miami also hit on 72 percent of its free-throw attempts (UM came in shooting 56.8 percent at the line).

Their opponents shot 42.6 percent, including 34.9 percent from behind the arc.

Miami trailed in the second half in each of its three games in Honolulu – the first time the Canes have trailed in any second half this season.

PROJECTED STARTING LINEUP

Pos.	No.	Name	Yr.	Ht.	Wt.	PPG	RPG	APG	Of Note
G	0	Ja'Quan Newton	Sr.	6-3	191	10.1	2.6	2.9	Needs 16 points to reach 1,000 career points
G	1	Dejan (DJ) Vasiljevic	So.	6-3	203	11.5	3.0	0.4	Shooting 42.3% from 3-point range (10th in ACC)
G	3	Anthony Lawrence II	Jr.	6-7	210	7.7	6.1	2.6	Scored 11 points vs. Hawai'i (9 in first half)
G	11	Bruce Brown Jr.	So.	6-5	205	11.1	7.4	4.5	Scored season-high 20 points vs. MTSU
C	20	Dewan Huell	So.	6-11	236	13.9	6.3	0.5	Leads ACC in FG pct (.667)
RESERVES									
G	2	Chris Lykes	Fr.	5-7	161	6.3	1.0	1.3	Had 10 pts, three steals at Minnesota
G	4	Lonnie Walker IV	Fr.	6-5	204	8.5	2.8	1.4	8 points, 2 steals against Hawai'i
G	5	Mike Robinson	Sr.	5-10	170	0.6	0.0	0.2	Walk-on; played in 23 career games
C	14	Rodney Miller Jr.	So.	7-0	255	1.4	0.4	0.0	Played season-high 6 mins against MTSU
C	15	Ekuba Izundu	Jr.	6-10	235	4.9	4.3	0.4	7 points, 3 rebounds, 2 blocks vs. Hawai'i
F	21	Sam Waardenburg	R-Fr.	6-10	217	2.7	2.5	0.2	Had 9 points, 6 rebounds vs. North Florida
F	35	Chris Stowell	Sr.	6-6	208	0.0	0.2	0.0	Walk-on; played in 24 career games



MEDIA INFORMATION COVERING THE CANES

All interview requests for coaches or student-athletes must be approved and cleared by Andy Fledderjohann in the UM Communications office. Please provide at least one day to coordinate interviews.

Any misuse of credentials will result in removal from the Watsco Center and the permanent voiding of the credential.

The Miami locker room is closed at all times. For home games, head coach Jim Larrañaga and at least one UM player will report to the media room for interviews following the opposing team's press conference.

PRESS CREDENTIALS

Media members interested in obtaining season or game credentials should apply online at www.sportssystem.com/miami/basketball.

Credential requests should be submitted no later than seven days prior to the game. Credentials that cannot be mailed will be held for pickup at the will call window at Watsco Center. You must have a press pass to be admitted to the media area and the press room. Seating priority will be given to regular attendees.

PHOTO CREDENTIALS

All photographers and camera operators must wear a visible credential issued by the Miami Athletics Communications Department. Photographers work from the baselines at both ends of the court at Watsco Center. Live television is given top priority for courtside space.

ACC TELECONFERENCE SCHEDULE

The 2018 ACC Men's Basketball Weekly Teleconference begins Monday, Jan. 8, and continues each Monday through Feb. 26. Each coach will have 10 minutes to make an opening statement and answer questions.

There will be an instant replay of each teleconference on TheACC.com each Monday afternoon. Coaches whose teams play on Monday evening will not participate in that day's teleconference.

Jan. 8: Larrañaga 12:10 p.m. (Brownell 10:30 a.m.)

Jan. 15: Not on call (Duke game day)

Jan. 22: Larrañaga 12:10 p.m. (Padgett 11:50 a.m., Hamilton 11:40 a.m.)

Jan. 29: Larrañaga 12:10 p.m. (Stallings 11 a.m., Williams 12:30 p.m.)

Feb. 5: Larrañaga 12:10 p.m. (Manning 11:20 a.m., Christian 11:30 a.m.)

Feb. 12: Larrañaga 12:10 p.m. (Bennett 11:10 a.m., Boheim Noon)

Feb. 19: not on call (Notre Dame game day)

Feb. 26: Larrañaga 12:10 p.m. (R. Williams 12:20 p.m.)

JAN. 14, 2017: MIAMI 72, PITT 46

Davon Reed scored 18 points, Bruce Brown added 17 and Ja'Quan Newton chipped in 14 as Miami defeated Pittsburgh, 72-46, in the programs' last meeting on Jan. 14 at the Petersen Events Center.

The Hurricanes outrebounded Pitt 37-23 and held Pitt to just 34 percent shooting.

Pitt played without forward Ryan Luther, who sat out with an injured right foot.

Miami used a 14-0 run spanning the end of the first half and the beginning of the second. The Panthers went 9:37 between field goals.

LAST TIME OUT: MIAMI 84, MTSU 81

Miami hit 11 of its final 12 shots in rallying to top Middle Tennessee, 84-81, in the third-place game at the Diamond Head Classic on Christmas Night.

Dewan Huell scored 21 points, while Bruce Brown Jr. added a season-high 20 points for Miami. Huell was named to the All-Tournament Team.

Miami shot a season-high 60 percent (30-for-50), its best shooting performance in nearly five years.

UM started slow, falling into a 19-6 hole just 6:25 into the game, but the Hurricanes used a 28-10 run to take a 34-29 lead into the break.

The teams went back and forth throughout a hot-shooting second half which featured eight lead changes and six ties. UM shot 73.9 percent in the half, with MTSU hit on 61.5 percent of its attempts.

AS A RANKED TEAM

The Hurricanes are ranked No. 15 in the latest Associated Press Poll and No. 16 in the USA TODAY Coaches Poll. As a ranked team under Jim Larrañaga, Miami is 53-19.

When ranked, Miami was 24-12 against ACC opponents in Larrañaga's previous six seasons, including a 16-2 mark at home and 8-10 on the road.

UM reached No. 6 in the AP ranking for two weeks, its highest since a No. 5 AP ranking on March 18, 2013.

Miami has been ranked in five of Larrañaga's seven seasons at The U, topping out at No. 2 in both polls on Feb. 18, 2013.

STINGY DEFENSE

Miami's defense has been strong in the early stages of the season, with UM limiting its opponents to 59.0 points per game, which is third nationally behind Virginia (52.3) and Texas Tech (58.7).

Miami's leads the ACC and ranks sixth nationally in opponent field goal percentage, limiting opponents to 36.5 percent shooting.

The Hurricanes are holding their opponents to 27.8 percent shooting from 3-point range, which is tops in the ACC and eighth-best nationally.

Miami is ranked No. 7 nationally in adjusted defensive efficiency by KenPom.

HOLDING OPPONENTS UNDER 60

Miami has held eight of its 12 opponents to fewer than 60 points.

UM limited four straight opponents to fewer than 60 points to open the season. That marked the second time that has happened in the Jim Larrañaga era.

The other was a six-game stretch from Dec. 25, 2012 to Jan. 16, 2013.

UM is 76-9 in seven seasons under Larrañaga, including 8-0 this year, when limiting its opponent to fewer than 60 points.

CAREER STATISTICS VS. PITT

	GP-S	PPG	RPG	APG	BPG	SPG
Brown	1-1	17.0	6.0	3.0	1.0	2.0
Huell	1-1	4.0	3.0	0.0	2.0	1.0
Izundu	2-0	2.0	1.0	0.0	0.5	0.0
Lawrence	2-0	5.5	3.0	1.0	0.0	1.0
Miller	1-0	0.0	0.0	0.0	0.0	0.0
Newton	3-1	7.0	1.7	3.0	0.0	0.0
Robinson	1-0	0.0	0.0	0.0	0.0	0.0
Vasiljevic	1-0	6.0	2.0	1.0	0.0	0.0

BEST START IN 10 YEARS

With a 10-0 start to the season, Miami earned its best start to a season since the 2007-08 team opened with 12 straight wins.

It was the best start in the Jim Larrañaga tenure, topping an 8-0 start in 2014-15, and the third best in program history.

This is the fourth straight year the Hurricanes have started at least 4-0 and the fifth time in seven years under Larrañaga.

LARRAÑAGA TOPS ACC EXPECTATIONS

In each of Jim Larrañaga's first six seasons, Miami finished the year in a standing that exceeded its preseason ACC ranking.

Miami was picked fourth in the preseason coaches' poll behind Duke, UNC and Notre Dame. The Hurricanes' preseason ACC rankings, followed by their finishes, under Larrañaga:

2015-16 - 5th - t-2nd	2014-15 - 10th - t-6th
2013-14 - 12th - 10th	2012-13 - 5th - 1st
2011-12 - 5th - t-4th	2010-11 - 8th - 9th

BALANCE ON OFFENSE

Miami put at least five players in double figures in scoring in five of its first 12 games. UM had three such games in 33 contests in the entire 2016-17 season.

Miami has no one in the ACC's top 25 in scoring, but eight Canes are averaging at least 4.9 points per game, while the UM is shooting 49.2 percent as a team.

Dewan Huell (13.9 ppg) has hit for 10-plus points in 10 of the 12 contests and leads four Canes in double figures this year.

DJ HOT FROM DEEP

Sophomore guard DJ Vasiljevic has scored in double figures in six of the last seven games and is averaging 12.9 points per game in that span.

Vasiljevic is 20-for-39 (.513) from 3-point range in the last seven contests.

He averaged 9.6 points per game through Miami's first five games and was 10-for-32 (.313) from long distance in those contests.

BROWN GETS THINGS GOING

After a slow start following his return from a left hand injury, Bruce Brown Jr. stepped up his aggressiveness in the second half of the New Mexico State game.

He did not score in the first half against NMSU, but tallied 13 in the second half and then recorded a season-high 20 points against Middle Tennessee.

Brown sat out the Boston U. game because of a left hand injury, the first game he has missed at Miami.

He returned for the GW game and is averaging 11.1 points, 7.4 rebounds and 4.5 assists per game this year.

He ranks sixth in the ACC in assist-to-turnover ratio and is the second-leading rebounder among ACC guards.



QUICK FACTS

Location	Coral Gables, Fla.
Enrollment	17,021
Founded	1925
Nickname	Hurricanes
Colors	Orange (PMS 1665), Green (3435) and White
President	Dr. Julio Frenk
Director of Athletics	Blake James
Conference	Atlantic Coast
Arena/Capacity	Watsco Center/7,972
Press Row	305-284-2111

COACHING STAFF

Head Coach	Jim Larrañaga (Providence, '71)
Record at Miami	150-70 (7th season)
Career Record	620-404 (34th season)
Assoc. Head Coach	Chris Caputo (Westfield [Mass.] State, '02)
Assistant Coach	Jamal Brunt (Randolph Macon, '03)
Assistant Coach	Adam Fisher (Penn State, '06, '09)
Dir of Basketball Ops.	Lamont Franklin (UNC Wilmington, '97)
Associate Director of Ops	Jeff Dyer (Delaware, '14)
Player Development Asst.	Chaisson Allen (Northeastern, '11)
Strength & Conditioning Coach	Steve Felde (Concordia, '03)
Assistant Athletic Trainer	Javier Jimenez (Temple, '06)

PROGRAM HISTORY

First Year of Basketball	1926
All-Time Record	1,022-740 (.578)
Under Jim Larrañaga	150-70 (7 years)
All-Time ACC Record	107-111 (.491)
Under Jim Larrañaga	64-42 (.604)
ACC Regular-Season Championships	1 (2013)
ACC Tournament Championships	1 (2013)
NCAA Tournament Appearances	9
1960, 1998, 1999, 2000, 2002, 2008, 2013, 2016, 2017	
All-Time Record in NCAA Tournament	8-9
Last NCAA Postseason Finish	2017 First Round
NIT Appearances	12
1961, '63, '64, '95, '97, 2001, '05, '06, '09, '11, '12, '15	
All-Time Record in NIT	11-12
Last NIT Finish	2015 Runner-Up

CANES IN PRO BASKETBALL

NBA

Shane Larkin	Boston Celtics
Sheldon McClellan	Washington Wizards
Davon Reed	Phoenix Suns

NFL

Jimmy Graham	Seattle Seahawks
Erik Swoope	Indianapolis Colts

G-League

DeQuan Jones	Fort Wayne Mad Ants
Kamari Murphy	Long Island Nets
Durand Scott	Memphis Hustle
Trey McKinney Jones	Fort Wayne Mad Ants

International

Garrius Adams	Bashkimi (Kosovo)
Rion Brown	Dijon (France)
Ivan Cruz Uceda	Real Betis Energia Plus (Spain)
Guillermo Diaz	San Lorenzo de Almagra (Argentina)
Julian Gamble	Telekom Baskets Bonn (Germany)
Malcolm Grant	Nevezis Kedainiai (Lithuania)
Tonye Jekiri	Oostende (Belgium)
Reggie Johnson	Mono Vampire Bangkok (Thailand)
Kenny Kadji	Tofaş (Turkey)
Angel Rodriguez	Maccabi Haifa (Israel)

HUELL HOLDS IT DOWN IN THE POST

Sophomore center Dewan Huell has started the season well and leads the team in scoring at 13.9 points per game. He averaged 5.6 per game last year. He leads the ACC in field-goal percentage (.667). Huell has scored in double figures in 10 of Miami's 21 games, while recording a pair of double-doubles. He is averaging 6.3 boards per game (3.1 last year).

NEWTON APPROACHES 1,000 POINTS

Senior Ja'Quan Newton is nearing the 1,000-point plateau in his Miami career. He has scored 984 career points.

If he reaches the mark, Newton would become the 38th Hurricane to crack the 1,000-point barrier.

Newton has played in 107 career games with 44 starts, averaging 9.2 points per game.

NOTING THE YOUTH MOVEMENT

Miami features a young group this season. Seven of the Hurricanes' 10 active scholarship players are underclassmen.

Ja'Quan Newton is the lone scholarship senior. Miami's starting lineup this year has featured Newton, Anthony Lawrence (junior) and sophomores Bruce Brown, Dewan Huell and Dejan Vasiljevic.

LYKES PROVIDES SPARK

Rookie guard Chris Lykes has given UM a big boost at the point off the bench this year.

He is shooting 39.5 percent from 3-point range and averaging 6.3 points per game this year.

He scored 10 points at then-No. 12 Minnesota and added a season-best three steals in 19 minutes off the bench.

Lykes was inserted to start the second half, and Miami responded by going on a 9-2 run to break a 36-all halftime deadlock.

CANES LOOK FOR 70 POINTS

Miami has eclipsed the 70-point plateau in eight of its 12 games this year, going 8-0 in those contests.

Last season Miami was 17-1 overall and 8-1 in ACC play when scoring 70+ points.

UM is 63-11 when scoring 70 or more points under Jim Larrañaga and 39-1 when breaking the 80-point barrier.

3-POINT PROWESS UNDER LARRAÑAGA

Despite struggling from behind the arc in the Diamond Head Classic, Miami is hitting on 36.6 percent of its attempts for the season.

Miami is averaging 7.5 3-pointers per game this season, but was 14-for-49 in three games in Honolulu. Under Jim Larrañaga, the Canes are 100-28 when making at least seven from 3-point range.

UM hit at least 10 threes in three straight games against Minnesota (10), Princeton (14) and Boston U. (11), going 35-for-71 (.493) in that span.

WAARDENBURG MAKES MIAMI DEBUT

After redshirting last season and missing the first three games this year with a back injury, forward Sam Waardenburg made his college debut against La Salle.

He scored seven points in 13 minutes against La Salle and followed it up by scoring nine points and grabbing six boards in 16 minutes against North Florida.

The 6-foot-10 New Zealand native has added about 15 pounds to his frame since arriving at UM.

SELLING OUT THE WATSCO CENTER

Miami has sold out its season ticket allotment for all home games at the Watsco Center for the third straight year.

Fans have bought over 5,500 season tickets for each of the last three years, more than doubling the total number of season tickets sold in Jim Larrañaga's first season in Coral Gables.

Season Tickets Per Year (Under Larrañaga)

2017-18:	5,986	2016-17:	5,965	2015-16:	5,500
2014-15:	3,427	2013-14:	3,674	2012-13:	2,372
2011-12:	2,251				

THE WATSCO ADVANTAGE

Miami has defended its home turf well in recent years, winning 32 of its last 34 games at the Watsco Center. The Hurricanes went 14-2 at home last year and are 82-22 (.788) under Jim Larrañaga.

Miami has won 16 straight home non-conference games, dating to a 78-77 loss to Northeastern on Nov. 27, 2015.

In the first 16 years at the Watsco Center (formerly BankUnited Center), Miami is 177-66 (.728).

In seven seasons under Larrañaga, Miami is 44-7 in non-conference play and 38-15 in ACC action at home. In both 2012-13 and 2015-16, the Canes had just one loss at Watsco Center.

Miami at Watsco Center Under Jim Larrañaga

Year	Overall	N-C	ACC
2011-12	14-4	8-2	6-2
2012-13	14-1	6-0	8-1
2013-14	8-8	5-2	3-6
2014-15	12-6	7-2	5-4
2015-16	15-1	6-1	9-0
2016-17	14-2	7-0	7-2
2017-18	5-0	5-0	-
Totals	82-22	44-7	38-15

BROWN JOINS ELITE TRIPLE-DOUBLE COMPANY

Bruce Brown Jr. started off his sophomore season with a great all-around performance against Gardner-Webb, recording his second career triple-double, the third in school history and the 31st in ACC history.

Brown became just the sixth player in the league's storied history to earn a pair of triple-doubles.

He reached the status at the 5:36 mark of the second half with a field goal for his ninth and 10th points.

As part of the opener, Brown matched his career high in assists and fell one shy of his high in rebounds.

Players with Two Triple-Doubles in ACC History

Tree Rollins, Clemson (1977, 1979)
Ralph Sampson, Virginia (1979)
Derrick Lewis, Maryland (1987)
Sharone Wright, Clemson (1992, 1993)
Dennis Smith Jr., NC State (2017)
Bruce Brown Jr., Miami (2016, 2017)

Triple-Doubles in Program History

1. Anthony King vs. Florida Atlantic, 11/29/04
11 points, 10 rebounds, 13 blocks
2. **Bruce Brown Jr.** vs. South Carolina State, 12/6/15
11 points, 11 rebounds, 10 assists
3. **Bruce Brown Jr.** vs. Gardner-Webb, 11/10/17
10 points, 11 rebounds, 10 assists



IN THE POLLS (DEC. 25)

ASSOCIATED PRESS

Rk	Team	Record	Votes
1	Villanova (43)	12-0	1,600
2	Michigan State (16)	12-1	1,560
3	Arizona State (6)	12-0	1,481
4	Duke	12-1	1,435
5	Texas A&M	11-1	1,309
6	Xavier	12-1	1,242
7	West Virginia	11-1	1,226
8	Wichita State	10-2	992
9	Virginia	11-1	969
10	TCU	12-0	923
11	Kansas	10-2	920
12	Oklahoma	10-1	901
13	North Carolina	11-2	891
14	Purdue	12-2	839
15	Miami	10-1	827
16	Kentucky	9-2	735
17	Arizona	10-3	511
18	Baylor	10-2	437
19	Tennessee	9-2	405
20	Gonzaga	10-3	382
21	Cincinnati	11-2	377
22	Texas Tech	11-1	351
23	Seton Hall	11-2	227
24	Florida State	11-1	169
25	Creighton	10-2	143

Others receiving votes: Arkansas 85, Clemson 55, Notre Dame 40, Louisville 26, Texas 21, UCLA 12, Oklahoma State 8, SMU 5, St. Bonaventure 5, Auburn 5, New Mexico State 4, Rhode Island 2, Nevada 1, Stephen F. Austin 1, Florida 1, Michigan 1, Minnesota 1

USA TODAY COACHES

Rk	Team	Record	Votes
1	Villanova (27)	12-0	795
2	Michigan State (5)	12-1	769
3	Duke	12-1	712
4	Arizona State	12-0	708
5	Xavier	12-1	635
6	Texas A&M	11-1	599
7	West Virginia	11-1	581
8	TCU	12-0	518
9	Virginia	11-1	496
10	Wichita State	10-2	478
11	Kansas	10-2	455
12	Oklahoma	10-1	421
13	Purdue	12-2	410
14	North Carolina	11-2	385
15	Kentucky	9-2	375
16	Miami	11-1	328
17	Baylor	10-2	233
18	Arizona	10-3	226
19	Gonzaga	10-3	196
20	Tennessee	9-2	195
21	Texas Tech	11-1	194
22	Cincinnati	11-2	159
23	Creighton	10-2	123
24	Seton Hall	11-2	122
25	Florida State	11-1	90

Others receiving votes: Clemson 45, Louisville 27, Virginia Tech 22, Notre Dame 18, Arkansas 18, Texas 17, UCLA 12, Saint Mary's 11, Michigan 5, Syracuse 4, Boise State 3, Rhode Island 3, Stephen F. Austin 2, Missouri 2, Oklahoma State 2, St. Bonaventure 2, Mississippi State 1, New Mexico State 1, Auburn 1, Florida 1

MORE HONORS FOR BROWN

Bruce Brown Jr. added a pair of early-season honors in the recently, as he was named to the watch list John L. Wooden Award as well as the Citizen Naismith Trophy Top 50.

In the preseason, Brown was named to the Preseason All-ACC Second Team. He also was lauded nationally on the watch lists for the Citizen Naismith Trophy, Julius Erving Small Forward of the Year Award, Lute Olson National Player of the Year Award and the Oscar Robertson Trophy.

WHO'S BACK

The Hurricanes welcome back 10 players from their 2017 NCAA Tournament squad, including starters Bruce Brown Jr., Anthony Lawrence II and Ja'Quan Newton. In all, Miami returns six players who averaged double-figure minutes.

Newton averaged 13.5 points and 31.4 minutes per game last year. After a standout rookie season, Brown (11.8 ppg, 5.6 rpg, 31.9 mpg) is back, as is Lawrence (6.8 ppg, 3.8 rpg, 26 mpg).

Miami also returns Dejan Vasiljevic, Ebuka Izundu and Dewan Huell, each of whom averaged at least 13 minutes per game last year. Izundu and Huell are the Canes' top returning post threats, while Vasiljevic averaged six points in 17 minutes per game off the bench.

CANES WELCOME STRONG CLASS OF ROOKIES

Miami added three high-touted newcomers this year in Deng Gak, Chris Lykes and Lonnie Walker IV. Each was an ESPN Top 100 recruit last season.

A 2017 McDonald's All-American and consensus top-20 recruit, Walker IV was among 20 players named to the preseason watch list for the 2018 Jerry West Shooting Guard of the Year Award.

Walker recently was tabbed the "most exciting freshman in America" by ESPN.com's Myron Medcalf. Lykes was ESPN's No. 45 recruit, while Gak was rated No. 91. Gak is expected to redshirt this season.

BEST PRESEASON RANKING IN PROGRAM HISTORY

Ranked in the preseason polls for the first time since 2008-09, Miami was No. 13 in the preseason Associated Press poll. It marked the highest preseason AP ranking in program history. Miami also was No. 12 in the USA Today Coaches poll.

It is the third time Miami is among the top 25 teams to start the season. The Canes were ranked No. 25 prior to the 1999-2000 campaign and No. 17 heading into the 2008-09 season.

ACC PRESEASON POLL

Miami was picked fourth in the 2017-18 ACC Coaches Preseason Poll, the Hurricanes' highest standing in the poll in Jim Larrañaga's seven years at the helm and matching their highest at any point during their 14 years in the ACC (fourth in 2008-09).

In each of Larrañaga's first six seasons, Miami finished the year in a standing that exceeded their preseason rank.

Miami followed Duke, North Carolina and Notre Dame in the preseason poll.

ACC OPERATION BASKETBALL

2017-18 PRESEASON POLL (First-place votes in parentheses)

Team & Points

- Duke (57) - 1020
- North Carolina (7) - 921
- Notre Dame (4) - 852
- Miami (1) - 809**
- Louisville - 733
- Virginia - 690
- Virginia Tech - 549
- Florida State - 519
- Georgia Tech - 468
- Syracuse - 420
- Wake Forest - 378
- NC State - 310
- Clemson - 289
- Boston College - 181
- Pittsburgh - 141

2017-18 Preseason All-ACC Team (votes in parentheses)

First Team

- Bonzie Colson, Notre Dame (64)
 Grayson Allen, Duke (60)
 Joel Berry II, North Carolina (58)
 Marvin Bagley III, Duke (26)
 Ben Lammers, Georgia Tech (25)

Second Team

Bruce Brown Jr., Miami (22)

- Quentin Snider, Louisville (12)
 Deng Adel, Louisville (12)
 Josh Okogie, Georgia Tech (11)
 Jerome Robinson, Boston College (11)

ACC Preseason Player of the Year

- Bonzie Colson, Notre Dame (49)
 Grayson Allen, Duke (9)
 Joel Berry II, North Carolina (9)

Bruce Brown Jr., Miami (1)

- Jerome Robinson, Boston College (1)

ACC Preseason Rookie of the Year

- Marvin Bagley III, Duke (58)

Lonnie Walker IV, Miami (3)

- Lavar Batts Jr., NC State (2)
 M.J. Walker, Florida State (2)
 Jalek Felton, North Carolina (1)
 Aamir Simms, Clemson (1)
 Oshae Brissett, Syracuse (1)
 De'Andre Hunter, Virginia (1)

MIAMI IN THE POLLS

Date	AP	USA Today	RPI	KenPom
Pre	13	12	-	-
Nov. 13	11	12	-	-
Nov. 20	11	11	-	-
Nov. 27	10	13	-	-
Dec. 4	10	11	46	14
Dec. 11	6	8	51	15
Dec. 18	6	7	39	14
Dec. 25	15	16	30	17



2017-18 ROSTER HAS SIX TOP-100 RECRUITS

Miami signed three ESPN Top 100 recruits for the class of 2017, including No. 18 Lonnie Walker from Reading, Pa., No. 46 Chris Lykes from Mitchellville, Md., and No. 92 Deng Gak from Blairstown, N.J.

The trio joins former ESPN Top 100 Hurricanes Bruce Brown (No. 26 in 2016), Dewan Huell (No. 28 in 2016) and Ja'Quan Newton (No. 58 in 2014) in the fall of 2017. In just seven seasons at The U, Larrañaga has recruited six of Miami's 11 ESPN Top 100 players since 2007.

ESPN Top 100 Players on 2017-18 Roster

18 Lonnie Walker - 2017	26 Bruce Brown - 2016
46 Chris Lykes - 2017	28 Dewan Huell - 2016
92 Deng Gak -2017	58 Ja'Quan Newton - 2014

Miami's ESPN Top 100 Players Since 2007

18 Lonnie Walker - 2017	53 Edwin Rios - 2007
26 Bruce Brown - 2016	58 Ja'Quan Newton - 2014
28 Dewan Huell - 2016	83 Garrius Adams - 2009
28 DeQuan Jones - 2008	88 Donnavan Kirk - 2009
43 Durand Scott - 2009	92 Deng Gak -2017
46 Chris Lykes - 2017	

Recruits under Larrañaga are in *italics*

MIAMI EARNS HIGH GSR NUMBERS

Miami's men's basketball team posted an exemplary Graduation Success Rate (GSR), in the latest numbers released on Nov. 8 by the NCAA. Miami recorded a 92 percent GSR, which is based on the four entering classes from 2007-08 through 2010-11.

In addition, the UM football (83 percent), women's basketball (92 percent) and baseball (83 percent) programs all posted GSR totals above the NCAA average.

The NCAA Graduation Success Rate (GSR) was developed in response to college and university presidents suggesting that graduation data more accurately reflect the mobility among college students today. The GSR measures graduation rates at Division I institutions and includes students transferring into the institutions. The GSR also allows institutions to subtract student-athletes who leave their institutions prior to graduation as long as they would have been academically eligible to compete had they remained.

BIG SHOES TO FILL

Miami lost a pair of 2016-17 starters to graduation – guard Davon Reed and forward Kamari Murphy.

A 2017 Third-Team All-ACC honoree, Reed led the Hurricanes in scoring at 14.9 points per game while averaging a team-high 35.3 minutes per game. Reed was selected No. 32 overall by the Phoenix Suns in the second round of the 2017 NBA Draft, the 20th player in program history to be drafted.

Playing in 131 career games (99 starts), Reed scored 1,343 points, good for No. 16 on the Hurricanes' all-time scoring list.

The 6-foot-8, 220-pound Murphy was a force in the middle, averaging 7.1 points and 7.3 rebounds per game.

BROWN, WALKER EARN PLAUDITS FROM ESPN.COM

In October, ESPN.com listed Bruce Brown as the best college shooting guard draft prospect for the 2018 NBA Draft. Lonnie Walker was tabbed second best.

They were the lone teammates on the 10-man list.

Brown and Walker were listed 12th and 13th, respectively on ESPN's top 100 draft prospects for 2018, as Miami was one of 13 college teams to have multiple players on the list.

VASILJEVIC LOOKS TO BUILD ON BIG SUMMER

Sophomore guard Dejan Vasiljevic had a strong summer playing internationally with Australia's Emerging Boomers at the World University Games in Taipei.

The Melbourne native averaged 21.5 points a game on 45.3 percent shooting from the field in eight games in the tournament.

Vasiljevic scored 20-plus points and led the team in scoring in five of the eight games as the Emerging Boomers finished ninth in the field.

He closed out play with a 28-point performance in a 101-96 win over Canada.

COACHING COORDINATORS

Miami's assistant coaching staff is set up in a coordinator system. Jamal Brunt serves as the offensive coordinator, while Chris Caputo handles the defense. Adam Fisher manages the scout for every opponent.

SCHEDULE NOTES

Miami has 14 games scheduled against eight programs that competed in the 2017 NCAA Tournament.

Miami defeated Minnesota in the Big Ten/ACC Challenge on Nov. 29 and knocked off Princeton in the Hoophall Miami Invitational on Dec. 2.

Miami plays six ACC opponents (10 games total) that competed in 2017 NCAA Tournament, including reigning national champion North Carolina.

Miami competed in the Hawaiian Airlines Diamond Head Classic, with matchups against 2017 tournament teams Middle Tennessee and New Mexico State.

MILES WILSON JOINS MIAMI PROGRAM

Jim Larrañaga added Miles Wilson to the Hurricanes' incoming class of 2017. A 6-foot-5-inch transfer from Mount St. Mary's, Wilson will sit out the 2017-18 season because of NCAA transfer rules, then have three years of eligibility with the Hurricanes.

Wilson averaged 11.8 points per game and 3.9 rebounds in 28.9 minutes per game and was named to the Northeast Conference All-Rookie Team.

In the NCAA Tournament's First Four, Wilson scored 17 points and grabbed 11 rebounds in a 67-66 win over New Orleans before recording a game-high 22 points with seven rebounds against top-seeded Villanova.

CANES SEEK ANOTHER 20-WIN CAMPAIGN

Jim Larrañaga posted five 20-win seasons in his first six years at The U and 11 career 20-win seasons. The 21-win campaign in 2016-17 was Miami's eighth 20-win season since joining the ACC (2004-05). Larrañaga is just the second coach in Miami history with five 20-win seasons, joining Bruce Hale (1954-67).

The Canes won seven or more ACC games in each of Larrañaga's first six seasons and have had 10 or more league victories in four years. Prior to Larrañaga's arrival, Miami had never won 10 ACC games in a season.

MIAMI'S RECORD WHEN ...

Record	2017-18		Larranaga	
	All	ACC	At UM	ACC
All games	11-1	-	150-70	64-42
Home	5-0	-	81-22	38-15
Away	3-0	-	43-32	26-27
Neutral	4-1	-	26-16	-
November	6-0	-	35-9	-
December	5-1	-	32-10	1-1
January	-	-	26-18	24-18
February	-	-	33-18	33-18
March	-	-	24-14	7-5
April	-	-	-	0-1
vs. Top-10 opponents	-	-	7-13	6-9
vs. Top-25 (includes Top-10)	1-0	-	17-31	11-22
vs. RV opponents (either poll)	-	-	11-4	4-1
vs. Teams over .500 on game day	5-1	-	94-63	47-37
vs. Teams under .500 on game day	3-0	-	34-6	13-5
vs. Teams at .500 on game day	3-0	-	18-1	4-0
While UM in Top 25	11-1	-	53-18	25-11
While UM is RV (only)	-	-	39-13	14-7
Leading at halftime	7-0	-	113-16	45-13
Trailing at halftime	0-1	-	28-51	15-27
Tied at halftime	4-0	-	9-3	3-2
In overtime games	0-0	-	7-7	4-3
Single overtime	0-0	-	4-6	2-2
Double overtime	0-0	-	3-1	2-1
Leading w/2:00 left in regulation	11-0	-	139-8	59-4
Trailing w/2:00 left in regulation	0-1	-	9-59	4-37
Tied w/2:00 left in regulation	0-0	-	2-1	0-1
UM shoots 50% or better from field	9-0	-	61-5	19-2
UM shoots 40-49% from field	1-0	-	72-24	37-20
UM shoots under 40% from field	1-1	-	18-41	8-20
Opp. shoots 50% or better from field	1-0	-	10-24	5-14
Opp. shoots 40-49% from field	3-0	-	63-29	31-17
Opp. shoots under 40% from field	7-1	-	79-16	29-10
UM shoots 70% or better from line	2-1	-	91-36	39-21
UM shoots less than 70% from line	9-0	-	59-34	34-20
UM makes more 3-point FGs	8-0	-	80-28	34-22
UM makes fewer 3-point FGs	2-1	-	45-30	22-17
3-point FGs are even	1-0	-	16-5	8-3
4+ Canes in double figures	5-0	-	74-13	28-9
3 Canes in double figures	4-1	-	56-27	28-12
2 or fewer Canes in double figures	2-0	-	20-30	8-21
Outrebounding opponent	8-0	-	100-24	37-16
Opp. outrebounds UM	3-1	-	43-46	24-26
Tied in rebounds	0-0	-	6-0	3-0
UM records 10 or more steals	0-0	-	21-4	7-1
UM records 15 or more assists	6-0	-	48-4	19-3
UM commits fewer than 15 turnovers	10-1	-	128-57	55-36
UM commits 15 or more turnovers	1-0	-	20-7	7-6
UM commits fewer turnovers than opp.	8-0	-	81-26	35-14
UM commits more turnovers than opp.	3-1	-	52-31	21-20
Tied in turnovers	0-0	-	14-12	8-8
UM scores 59 points or fewer	2-1	-	13-35	7-21
UM scores 60-69 points	1-0	-	39-23	20-11
UM scores 70-79 points	2-0	-	59-11	25-9
UM scores 80-89 points	5-0	-	27-1	8-1
UM scores 90-99 points	1-0	-	11-0	3-0
UM scores 100 or more points	0-0	-	1-0	0-0
Playing during morning (11 a.m.)	-	-	1-1	-
Playing during afternoon	3-0	-	47-24	26-17
Playing in evening (5 p.m. or later)	8-1	-	100-44	38-25
Games decided by 3 points or fewer	1-0	-	17-13	9-9
Games decided by 4-10 points	2-1	-	46-27	24-19
Games decided by 11-19 points	3-0	-	51-21	20-9
Games decided by 20+ points	5-0	-	36-8	11-4



SUCCESS FOR BOTH MIAMI BASKETBALL TEAMS

The Miami men's and women's basketball teams both landed in the NCAA Tournament for the second straight season in 2017, the first time both Miami basketball teams played in The Dance in consecutive years.

Miami was one of seven schools, four of which are in the ACC, with both its men's and women's basketball teams ranked in the preseason USA TODAY Coaches Poll. The others on the list were Baylor, Duke, Louisville, Notre Dame, UCLA and West Virginia.

LARRAÑAGA 12TH IN WINS AMONG ACTIVE DIVISION I NCAA COACHES

Entering the 2017-18 season, Jim Larrañaga ranks 12th in career wins among active Division I coaches with 609. Of those 12, five are in the Naismith Memorial Basketball Hall of Fame, including four from the Atlantic Coast Conference.

Now in his 34th season as a head coach, Larrañaga ranks 47th in all-time NCAA victories.

In his career, Larrañaga won 27 games at American International, 170 at Bowling Green, 273 at George Mason and 139 at Miami. He is one of 15 coaches all-time with 100 or more wins at three D-I schools, four of whom are actively coaching.

WINNINGEST ACTIVE COACHES

(minimum five years as Division I head coach)

Rank	Coach	Wins*
1.	Mike Krzyzewski, Duke	1,071
2.	Jim Boeheim, Syracuse	903
3.	Bob Huggins, West Virginia	819
4.	Roy Williams, North Carolina	816
5.	Rick Byrd, Belmont	754
6.	Cliff Ellis, Coastal Carolina	733
7.	John Beilein, Michigan	691
8.	Larry Hunter, Western Carolina	689
9.	John Calipari, Kentucky	652
10.	Rick Barnes, Tennessee	635
11.	Bill Self, Kansas	623
12.	Jim Larrañaga, Miami	609
13.	Lon Kruger, Oklahoma	601
14.	Dana Altman, Oregon	597

*Totals listed are at end of 2016-17 regular season

LARRAÑAGA AND CAPUTO IN 16TH YEAR TOGETHER

Head coach Jim Larrañaga and associate head coach Chris Caputo are beginning their 16th season on sidelines together, dating back to their time at George Mason.

Caputo started on Larrañaga's staff as the video coordinator for the 2002-03 season, and along the way, the native of Elmhurst, N.Y., was an assistant coach and is now the associate head coach for the Hurricanes. Caputo helped the 2006 GMU team to the NCAA Final Four and has made five total NCAA Tournament appearances with Larrañaga.

Both Caputo and Larrañaga attended Archbishop Molloy (N.Y.) High School and played for legendary head coach Jack Curran.

INDIVIDUAL HIGHS/LOWS

MIAMI INDIVIDUAL GAME HIGHS

Points	26, Lonnie Walker vs Boston U. (12/05/17)
Field Goals Made	10, Dewan Huell at Minnesota (11/29/17)
Field Goal Att.	16, Dewan Huell at Minnesota (11/29/17)
3-Point FG Made	5, Lonnie Walker vs Boston University (12/05/17)
	5, DJ Vasiljevic vs Princeton (12/2/17)
3-Point FG Att.	10, DJ Vasiljevic vs Gardner-Webb (11/10/17)
Free Throws Made	6, Anthony Lawrence vs North Florida (11/25/17)
Free Throw Att.	8, Ja'Quan Newton vs Gardner-Webb (11/10/17)
Rebounds	12, Dewan Huell at GW (12/16/17)
Assists	10, Bruce Brown vs Gardner-Webb (11/10/17)
Steals	3, Six times
Blocked Shots	3, Three times
Turnovers	4, Five times
Minutes	38, Bruce Brown at GW (12/16/17)

OPPONENT INDIVIDUAL GAME HIGHS

Points	28, Nick King, Middle Tennessee (12/25/17)
Field Goals Made	8, Nick King, Middle Tennessee (12/25/17)
Field Goal Att.	20, B.J. Johnson, La Salle (11/22/17)
3-Point FG Made	4, Nick King, Middle Tennessee (12/25/17)
	4, JT Escobar, North Florida (11/25/17)
	4, Marcus Barham, Florida A&M (11/16/17)
3-Point FG Att.	9, Three times
Free Throws Made	8, Nick King, Middle Tennessee (12/25/17)
Free Throw Att.	8, Nick King, Middle Tennessee (12/25/17)
Rebounds	16, B.J. Johnson, La Salle (11/22/17)
Assists	5, Nate Mason, Minnesota (11/29/17)
Steals	4, Terry Nolan Jr., GW (12/16/17)
	4, Garrett Sams, North Florida (11/25/17)
Blocked Shots	7, Reggie Lynch, Minnesota (11/29/17)
Turnovers	7, Ivan Gandia-Rosa, North Florida (11/25/17)

2017-18 STARTERS BY GAME

Opp.	Guard	Guard	Guard	Guard	Center
GWebb	Newton	Brown	Vasiljevic	Lawrence	Huell
Navy	Newton	Brown	Vasiljevic	Lawrence	Huell
FAMU	Newton	Brown	Vasiljevic	Lawrence	Huell
La Salle	Newton	Brown	Vasiljevic	Lawrence	Huell
UNF	Newton	Brown	Vasiljevic	Lawrence	Huell
MINN	Newton	Brown	Vasiljevic	Lawrence	Huell
PRIN	Newton	Brown	Vasiljevic	Lawrence	Huell
BU	Newton	Walker	Vasiljevic	Lawrence	Huell
at GW	Newton	Brown	Vasiljevic	Lawrence	Huell
at Hawaii	Newton	Brown	Vasiljevic	Lawrence	Huell
vs MNSU	Newton	Brown	Vasiljevic	Lawrence	Huell
vs MTSU	Newton	Brown	Vasiljevic	Lawrence	Huell

MIAMI'S LARGEST IN 2017-18

Lead	37, vs. Gardner-Webb, 11/10
Deficit	13 (1H), vs. Middle Tennessee, 12/25
Halftime Lead	24, vs. Florida A&M, 11/16
Halftime Deficit	4, vs. New Mexico State, 12/23
Margin of Victory	34, vs. Navy, 11/12
Margin of Defeat	9, vs. New Mexico State, 12/23
Deficit in Win	13 (1H), vs. Middle Tennessee, 12/25
Halftime Deficit in Win	-
Lead in Loss	7, vs. New Mexico State, 12/23
Halftime Lead in Loss	-
Most Points in First Half	46, vs. Florida A&M, 11/16
Fewest Points in First Half	19, vs. La Salle, 11/22
Opponent Most Points in 1st Half	36, at Minnesota, 11/29
Opponent Fewest Points in 1st Half	15, at GW, 12/16
Most Points in 2nd Half	50, 3x, last vs. Middle Tennessee, 12/25
Fewest Points in 2nd Half	29, at GW, 12/16
Opponent Most Points in 2nd Half	52, vs. Middle Tenn., 12/25
Opponent Fewest Points in 2nd Half	15, at GW, 12/16

HIGHS/LOWS

Miami - GAME HIGHS

Points	90	Florida A&M (11/16/17)
Field Goals Made	35	at Minnesota (11/29/17)
	35	Navy (11/12/17)
Field Goal Att.	69	at Minnesota (11/29/17)
Field Goal Pct.	.600 (30-50)	vs Middle Tennessee (12/25/17)
3 Pt FG Made	14	vs Princeton (12/2/17)
3 Pt FG Att.	26	Florida A&M (11/16/17)
	26	Gardner-Webb (11/10/17)
3 Pt FG Pct.	.560 (14-25)	vs Princeton (12/2/17)
Free Throws Made	17	vs Middle Tennessee (12/25/17)
	17	North Florida (11/25/17)
Free Throw Att.	25	vs Middle Tennessee (12/25/17)
Free Throw Pct.	.769 (10-13)	at Hawai'i (12/23/17)
Rebounds	48	Gardner-Webb (11/10/17)
Assists	21	Gardner-Webb (11/10/17)
Steals	9	North Florida (11/25/17)
	9	Navy (11/12/17)
Blocks	7	Navy (11/12/17)
Turnovers	15	Boston U. (12/05/17)
Fouls	20	vs Middle Tennessee (12/25/17)
		at Minnesota (11/29/17)

Opponent - GAME HIGHS

Points	81	vs Middle Tennessee (12/25/17)
		at Minnesota (11/29/17)
Field Goals Made	28	at Minnesota (11/29/17)
Field Goal Att.	65	Boston U. (12/05/17)
Field Goal Pct.	.519 (27-52)	vs Middle Tennessee (12/25/17)
3 Pt FG Made	8	at Hawai'i (12/23/17)
	8	vs Princeton (12/2/17)
	8	North Florida (11/25/17)
3 Pt FG Att.	32	vs Princeton (12/2/17)
	26	North Florida (11/25/17)
3 Pt FG Pct.	.467 (7-15)	vs Middle Tennessee (12/25/17)
Free Throws Made	20	at Minnesota (11/29/17)
Free Throw Att.	26	at Minnesota (11/29/17)
Free Throw Pct.	1.000 (6-6)	Florida A&M (11/16/17)
Rebounds	44	at GW (12/16/17)
Assists	14	vs Middle Tennessee (12/25/17)
		Navy (11/12/17)
Steals	9	Boston U. (12/05/17)
Blocks	12	at Minnesota (11/29/17)
Turnovers	20	North Florida (11/25/17)
Fouls	26	vs Middle Tennessee (12/25/17)

Miami - GAME LOWS

Points	54	vs New Mexico State (12/23/17)
FG Made	18	vs New Mexico State (12/23/17)
FG Att.	48	Boston U. (12/05/17)
FG Pct.	.340 (18-53)	vs New Mexico State (12/23/17)
3 Pt FG Made	2	vs New Mexico State (12/23/17)
3 Pt FG Att.	13	at Hawai'i (12/23/17)
3 Pt FG Pct.	.111 (2-18)	vs New Mexico State (12/23/17)
Free Throws Made	4	at GW (12/16/17)
Free Throw Att.	8	at GW (12/16/17)
Free Throw Pct.	.455 (10-22)	Florida A&M (11/16/17)
Rebounds	25	vs Middle Tennessee (12/25/17)
Assists	4	vs New Mexico State (12/23/17)
Steals	1	vs New Mexico State (12/23/17)
Blocks	1	North Florida (11/25/17)
Turnovers	8	at Minnesota (11/29/17)
	8	at GW (12/16/17)
Fouls	12	Navy (11/12/17)
	12	Florida A&M (11/16/17)

Opponent - GAME LOWS

Points	45	Gardner-Webb (11/10/17)
FG Made	15	vs La Salle (11/22/17)
FG Att.	52	vs La Salle (11/22/17)
FG Pct.	.288 (15-52)	vs La Salle (11/22/17)
3 Pt FG Made	0	vs La Salle (11/22/17)
3 Pt FG Att.	15	vs Middle Tennessee (12/25/17)
		vs La Salle (11/22/17)
3 Pt FG Pct.	.000 (0-15)	vs La Salle (11/22/17)
Free Throws Made	1	Gardner-Webb (11/10/17)
Free Throw Att.	6	Gardner-Webb (11/10/17)
	6	Florida A&M (11/16/17)
Free Throw Pct.	.167 (1-6)	Gardner-Webb (11/10/17)
Rebounds	26	at Hawai'i (12/23/17)
	26	vs Middle Tennessee (12/25/17)
Assists	3	vs La Salle (11/22/17)
Steals	2	vs Middle Tennessee (12/25/17)
Blocks	0	4 times, last vs MTSU (12/25/17)
Turnovers	8	vs New Mexico State (12/23/17)
Fouls	12	at GW (12/16/17)



THE LAST TIME ...

Player Scored 30 Points

Miami Bruce Brown (30), vs. North Carolina, 1/28/17
Opponent Dennis Smith Jr. (31), at NC State, 2/4/17

Player Scored 35 Points

Miami Jack McClinton (35) vs. North Carolina, 3/15/09
Opponent Xavier Rathan-Mayes (35) Florida State, 2/25/15

Player Scored 40 Points

Miami Darius Rice (43) vs. Connecticut, 1/20/03
Opponent Sean Singletary (41), Virginia, 3/1/08

Two Players Scored 20 Points

Miami Dewan Huell (21), Bruce Brown Jr. (20), vs. Middle Tennessee, 12/25/17
Opponent Dennis Smith Jr. (31), Terry Henderson (21), at NC State, 2/4/17

Three Players Scored 20 Points

Miami Dwayne Collins (23), Brian Asbury (21), Jack McClinton (20) vs. Virginia Tech, 1/25/09
Opponent Travis Mays (40), Alvin Heggs (22), Lance Blanks (21), Texas, 2/22/89

Five (not 5+) Players Scored in Double Figures

Miami Dewan Huell (23), Bruce Brown (16), Ja'Quan Newton (12), DJ Vasiljevic (11) and Chris Lykes (10) at Minnesota
Opponent Justin Robinson (15), Chris Clarke (13), Ahmed Hill (12), Seth Allen (10), Zach LeDay (10) vs. Virginia Tech 2/9/17

Six (not 6+) Players Scored in Double Figures

Miami Bruce Brown (15), Ja'Quan Newton (15), DJ Vasiljevic (15), Chris Lykes (13), Anthony Lawrence (11) and Dewan Huell (10) vs. Florida A&M, 11/16/17

Seven+ Players Scored in Double Figures

Miami Sheldon McClellan (18), Ja'Quan Newton (15), James Palmer (14), Ebuka Izundu (11) Angel Rodriguez (11), Ivan Cruz Uceda (10), Anthony Lawrence Jr. (10) vs. Mississippi State 11/19/15

Player Grabbed 15 Rebounds

Miami Kamari Murphy (15), at Duke, 1/21/17
Opponent Brice Johnson (15) vs. North Carolina, 2/20/16

Two Players Grabbed 10 Rebounds

Miami Bruce Brown (11) and Anthony Lawrence (10), vs. La Salle, 11/22/17
Opponent Jordan Murphy (14) and Reggie Lynch (10), Minnesota, 11/29/17

Three Players Grabbed 10 Rebounds

Miami Mark Richardson (11), Eric Brown (10), Joe Wylie (10) vs. FIU, 3/6/89
Opponent Matt Harpring (12), Dion Glover (10), Michael Maddox (10), Georgia Tech, 12/27/97

Player Had 10 Assists

Miami Bruce Brown (10), vs. Gardner-Webb, 11/10/17
Opponent John Gillon (11), at Syracuse, 1/4/17

Player Had 10 Blocks

Miami Anthony King (10) vs. Florida Atlantic, 11/29/04
Opponent Jarvis Varnado (10), Mississippi State, 12/13/07

Player Had a Double-Double

Miami Dewan Huell (15 pts, 12 reb), at George Washington, 12/16/17
Opponent Isaiah Wilkins (10 pts, 10 reb), at Virginia, 2/20/17

Player Had a Triple-Double

Miami Bruce Brown (10 pts, 11 reb, 11 ast), vs. Gardner-Webb, 11/10/17
Opponent Brendan Haywood (18 pts, 14 reb, 10 blks), North Carolina, 12/4/00

Two Players Had Double-Doubles

Miami Kamari Murphy (11 pts, 13 reb) and Davon Reed (10 pts, 12 reb) vs. Buffalo, 3/17/16
Opponent Jordan Murphy (17 pts, 14 reb) and Reggie Lynch (12 pts, 10 reb) at Minnesota, 11/29/17

Team Scored 100 Points

Miami 105, vs. Mississippi State, 11/19/15
Opponent 105, North Carolina, 1/31/07

Team Scored 90-99 Points

Miami 90, vs. Florida A&M, 11/16/17
Opponent 96, at Wake Forest, 1/18/17

Team Scored 50 Points in a Half

Miami 50 (2nd half) vs. Middle Tennessee, 12/25/17
Opponent 55 (2nd half) vs. Boston College, 1/25/17

Team Shot 50 Percent in Both Halves

Miami .500 (15-30) / .500 (18-36), vs. North Florida, 11/25/17
Opponent .500 (14-28) / .640 (16-25), vs. Michigan State, 3/17/17

Team Shot 60 Percent in a Half

Miami .696 (16-23), second half, at Hawai'i, 12/23/17
Opponent .640 (16-25), second half, vs. Michigan State, 3/17/17

Team Shot 70 Percent in a Half

Miami .720 (18-25), second half, vs. Middle Tennessee, 12/25/17

Team Shot 60 Percent in a Game

Miami .600 (30-50), vs. Middle Tennessee, 12/25/17
Opponent .627 (32-51), Villanova, 3/24/16

Team Shot Less Than 30 Percent in a Game

Miami .293 (12-41), vs. Eastern Kentucky, 12/19/14
Opponent .290 (18-62), vs. South Carolina State, 12/6/16

Team Won by 50+ Points

Miami 50, vs. Nova Southeastern, 11/16/09
Opponent 53, by Notre Dame, 2/22/86

Team won by 40-49 Points

Miami 49, vs. Western Carolina, 11/11/16
Opponent 41, at North Carolina, 1/31/07

Team Won by 30-39 Points

Miami 31, vs. Florida A&M, 11/16/17
Opponent 32, at Charlotte, 11/28/00

Overtime

Miami won in overtime 54-48 (OT) at No. 18/19 Virginia, 2/20/17
Miami lost in overtime 66-64 (OT) vs. Stanford, 4/2/15, NIT Championship

Rankings

Miami defeated a ranked opponent 86-81, at No. 12 Minnesota, 11/29/17
Miami lost to a ranked opponent 78-53, vs. No. 6 North Carolina, 3/9/17
Miami defeated a top 5 opponent 64-61 vs. No. 3 Virginia, 2/22/16
Miami lost to a top 5 opponent 71-66 at No. 4 Louisville, 2/11/17

THE LAST TIME A MIAMI FRESHMAN ...

Scored 30 Points: Bruce Brown (30), vs. North Carolina, 1/28/17

Scored 20+ Points: Lonnie Walker IV (26), vs. Boston University, 12/5/17

Perfect from Field (5+ att): Reggie Johnson (RS), 8-of-8, vs. Wake Forest, 3/11/10

Perfect from 3-Pt (3+ att): Anthony Lawrence, 4-of-4, vs. Notre Dame, 2/3/16

10+ Rebounds: Bruce Brown, 12, vs. George Washington, 12/22/16

10+ Assists: Bruce Brown, 10, vs. South Carolina State, 12/6/16

5-9 Assists: Lonnie Walker, 5, vs. Gardner-Webb, 11/10/17

5+ Steals: Shane Larkin, 6, vs. North Carolina, 01/10/12

4+ Blocks: Raphael Akpejori, 4, McNeese State, 11/24/10

Double-Double: Bruce Brown (14 pts, 12 reb), vs. George Washington, 12/22/16

Triple-Double: Bruce Brown (11 pts, 11 reb, 10 ast), vs. South Carolina State, 12/6/16

JIM LARRAÑAGA

7TH SEASON AT MIAMI, 34TH SEASON AS HEAD COACH

COACHING EXPERIENCE

Head Coach		Assistant Coach	
2011-	Miami	1979-86	Virginia
1997-2011	George Mason	1971-76	Davidson
1986-97	Bowling Green	Player/Coach	
1977-79	American International	1977	Geronemo Basketball Club (Belgium)

PLAYING CAREER

Geronemo Basketball Club (Belgium) 1976-77
 Providence College, 1967-71
 Archbishop Molloy, 1963-67

COACHING HONORS

AP, Naismith, Iba, Rupp Coach of the Year, 2013
 NABC All-District II, 2013
 USBWA District IV Coach of the Year, 2013, 2016
 Clair Bee National Coach of the Year, 2006
 ACC Coach of the Year, 2013, 2016
 CAA Coach of the Year, 1999, 2011
 MAC Coach of the Year, 1997
 Eight NCAA tournament appearances
 1999, 2001, 2006, 2008, 2011, 2013, 2016, 2017
 Eight postseason NIT appearances
 1990, 1991, 1997, 2002, 2004, 2009, 2012, 2015
 11 20-win seasons

PERSONAL

Hometown Bronx, N.Y.
 Born Oct. 2, 1949
 Family Wife: Liz, Sons: Jay and Jon
 Grandchildren: Tia, James, Jon Temple, Henry
 Education Providence College, 1971, B.A. Economics
 Archbishop Molloy High School, 1967

NOTABLE COLLEGE PLAYERS COACHED

Sheldon McClellan (*Miami*) - All-ACC Second Team, ACC Tournament Second Team

Shane Larkin (*Miami*) - NBA first-round draft pick (18th overall), ACC Player of the Year, ACC Tournament MVP, finalist for Cousy, Naismith & Wooden awards, All-ACC First Team and All-ACC Defensive Team, Lute Olson National Player of the Year, AP and NABC All-American (Second team), Sporting News All-American (Third), ESPN, Wooden, Olson and Driesell Defensive All-American, USBWA All-District, Basketball Times All-District

Durand Scott (*Miami*) - ACC Defensive Player of the Year, ACC Tournament First Team, All-ACC Third Team

George Evans (*George Mason*) - Three-time CAA Player of the Year, CAA Rookie of the Year, three-time CAA Defensive Player of the Year, three-time CAA All-Defensive Team

Antonio Daniels (*Bowling Green*) - MAC Player of the Year, MAC Freshman of Year

NOTABLE NBA PLAYERS COACHED

Lance Blanks	Frank Booker	Rick Carlisle
Antonio Daniels	Jeff Jones	Andrew Kennedy
Jeff Lamp	Shane Larkin	Lewis Latimore
Jason Miskiri	Olden Polynice	Lee Raker
Ralph Sampson	Tom Sheehey	Clinton Venable
Othell Wilson	Ricky Wilson	

STUDENT-ATHLETE HONORS

At Miami
 One All-American
 One USBWA All-District IV selection
 One Basketball Times All-District
 One ACC Player of the Year
 One ACC Defensive Player of the Year
 One ACC Tournament MVP
 14 All-ACC postseason selections
 Five ACC-All-Defensive Team selections
 One ACC All-Rookie Team selection
 Four ACC Academic Honor Roll selections
 Seven ACC Players of the Week
 One ACC Rookie of the Week
 Six ACC All-Tournament team selections
 Two NIT All-Tournament Team selections
 Two NABC Honors Court selections

YEAR-BY-YEAR

Year	School	Overall	Conference		Postseason
		W-L	W-L	Finish	
1977-78	American International	14-13			
1978-79	American International	13-13			
1986-87	Bowling Green	15-14	10-6	3	
1987-88	Bowling Green	12-16	7-9	t-5	
1988-89	Bowling Green	13-15	6-10	t-6	
1989-90	Bowling Green	18-11	9-7	t-3	NIT First Round (0-1)
1990-91	Bowling Green	17-13	9-7	t-4	NIT First Round (0-1)
1991-92	Bowling Green	14-15	8-8	5	
1992-93	Bowling Green	11-16	8-10	t-6	
1993-94	Bowling Green	18-10	12-6	t-2	
1994-95	Bowling Green	16-11	10-8	t-5	
1995-96	Bowling Green	14-13	9-9	t-6	
1996-97	Bowling Green	22-10	13-5	t-1	NIT First Round (0-1)
1997-98	George Mason	9-18	6-10	6	
1998-99	George Mason	19-11	13-3	1	NCAA First Round (0-1)
1999-00	George Mason	19-11	12-4	t-1	
2000-01	George Mason	18-12	11-5	3	NCAA First Round (0-1)
2001-02	George Mason	19-10	13-5	2	NIT First Round (0-1)
2002-03	George Mason	16-12	11-7	4	
2003-04	George Mason	23-10	12-6	3	NIT Third Round (2-1)
2004-05	George Mason	16-13	10-8	6	
2005-06	George Mason	27-8	15-3	t-1	NCAA Final Four (4-1)
2006-07	George Mason	18-15	9-9	5	
2007-08	George Mason	23-11	12-6	2	NCAA First Round (0-1)
2008-09	George Mason	22-11	13-5	2	NIT First Round (0-1)
2009-10	George Mason	17-15	12-6	4	CIT First Round (0-1)
2010-11	George Mason	27-7	16-2	1	NCAA Second Round (1-1)
2011-12	Miami	20-13	9-7	t-4	NIT Second Round (1-1)
2012-13	Miami	29-7	15-3	1	NCAA Sweet 16 (2-1)
2013-14	Miami	17-16	7-11	10	
2014-15	Miami	25-13	10-8	6	NIT Championship Game (4-1)
2015-16	Miami	27-8	13-5	t-2	NCAA Sweet 16 (2-1)
2016-17	Miami	21-12	10-8	t-7	NCAA First Round (0-1)
2017-18	Miami	11-1	0-0	-	
Overall		620-404	330-206		
2 years	American International	27-26 (.509)			
11 years	Bowling Green	170-144 (.541)			
14 years	George Mason	273-164 (.625)			
7 years	Miami	150-70 (.682)			
34 years		620-404 (.605)			



2017-18 Miami Men's Basketball Miami Combined Team Statistics (as of Dec 26, 2017) All games

RECORD:	OVERALL	HOME	AWAY	NEUTRAL
ALL GAMES	11-1	5-0	3-0	3-1
CONFERENCE	0-0	0-0	0-0	0-0
NON-CONFERENCE	11-1	5-0	3-0	3-1

##	Player	gp-gs	min	avg	Total		3-Point		F-Throw		Rebounds					pf	dq	a	to	blk	stl	pts	avg		
					fg-fga	fg%	3fg-fga	3fg%	ft-fa	ft%	off	def	tot	avg											
20	Dewan Huell	12-12	296	24.7	68-102	.667	0-1	.000	31-44	.705	20	55	75	6.3	24	0	5	13	15	6	167	13.9			
01	DJ Vasiljevic	12-12	318	26.5	49-105	.467	30-71	.423	10-11	.909	4	32	36	3.0	21	0	5	6	2	6	138	11.5			
11	Bruce Brown	11-11	367	33.4	46-107	.430	10-36	.278	20-36	.556	12	69	81	7.4	20	0	50	21	4	12	122	11.1			
00	Ja'Quan Newton	12-12	346	28.8	49-105	.467	2-14	.143	21-35	.600	2	29	31	2.6	15	0	35	23	3	14	121	10.1			
04	Lonnie Walker	12-1	247	20.6	37-84	.440	15-43	.349	13-20	.650	6	27	33	2.8	13	0	17	12	3	9	102	8.5			
03	Anthony Lawrence	12-12	341	28.4	31-63	.492	13-30	.433	17-26	.654	19	54	73	6.1	32	1	31	20	12	10	92	7.7			
02	Chris Lykes	12-0	192	16.0	28-70	.400	17-43	.395	3-6	.500	1	11	12	1.0	24	0	16	16	0	11	76	6.3			
15	Ebuka Izundu	12-0	187	15.6	26-39	.667	0-0	.000	7-16	.438	25	27	52	4.3	27	0	4	16	11	5	59	4.9			
21	Sam Waardenburg	6-0	59	9.8	7-21	.333	2-6	.333	0-0	.000	9	6	15	2.5	5	0	1	5	1	1	16	2.7			
14	Rodney Miller	7-0	28	4.0	5-7	.714	0-0	.000	0-5	.000	0	3	3	0.4	4	0	0	2	0	0	10	1.4			
05	Mike Robinson	5-0	10	2.0	1-2	.500	1-1	1.000	0-0	.000	0	0	0	0.0	0	0	1	0	0	0	3	0.6			
35	Chris Stowell	5-0	9	1.8	0-1	.000	0-1	.000	0-0	.000	0	1	1	0.2	0	0	0	0	0	0	0	0.0			
Team											15	19	34												5
Total.....		12	2400		347-706	.492	90-246	.366	122-199	.613	113	333	446	37.2	185	1	165	139	51	74	906	75.5			
Opponents.....		12	2400		262-717	.365	69-248	.278	115-152	.757	129	281	410	34.2	204	3	125	166	26	65	708	59.0			

TEAM STATISTICS	UM	OPP	Date	Opponent	Score	Att.
SCORING	906	708	11/10/17	GARDNER-WEBB	w 77-45	7073
Points per game	75.5	59.0	11/12/17	NAVY	w 89-55	6611
Scoring margin	+16.5	-	11/16/17	FLORIDA A&M	w 90-59	6735
FIELD GOALS-ATT	347-706	262-717	11/22/17	vs La Salle	w 57-46	6735
Field goal pct	.492	.365	11/25/17	NORTH FLORIDA	w 86-65	7189
3 POINT FG-ATT	90-246	69-248	11/29/17	at Minnesota	w 86-81	14625
3-point FG pct	.366	.278	12/2/17	vs Princeton	w 80-52	8426
3-pt FG made per game	7.5	5.8	12/05/17	BOSTON UNIVERSITY	w 69-54	6893
FREE THROWS-ATT	122-199	115-152	12/16/17	at George Washington	w 59-50	3862
Free throw pct	.613	.757	12/22/17	at Hawai'i	w 75-57	7669
F-Throws made per game	10.2	9.6	12/23/17	vs New Mexico State	L 54-63	5946
REBOUNDS	446	410	12/25/17	vs Middle Tennessee	w 84-81	6062
Rebounds per game	37.2	34.2				
Rebounding margin	+3.0	-	* - Conference game			
ASSISTS	165	125				
Assists per game	13.8	10.4				
TURNOVERS	139	166				
Turnovers per game	11.6	13.8				
Turnover margin	+2.3	-				
Assist/turnover ratio	1.2	0.8				
STEALS	74	65				
Steals per game	6.2	5.4				
BLOCKS	51	26				
Blocks per game	4.3	2.2				
ATTENDANCE	34501	53325				
Home games-Avg/Game	5-6900	3-8719				
Neutral site-Avg/Game	-	4-6792				

Score by Periods	1st	2nd	Totals
Miami	399	507	906
Opponents	305	403	708



2017-18 Miami Men's Basketball Miami Game-by-Game Highs (as of Dec 26, 2017) All games

Opponent	Date	Score	Points	Rebounds	Assists	Steals	Blocked shots
GARDNER-WEBB	11/10/17	77-45	14-Dewan Huell	11-Bruce Brown	10-Bruce Brown	2-Anthony Lawrence	2-Dewan Huell
NAVY	11/12/17	89-55	16-DJ Vasiljevic	10-Dewan Huell	6-Bruce Brown	2-DJ Vasiljevic Chris Lykes	2-Anthony Lawrence Ebuka Izundu
FLORIDA A&M	11/16/17	90-59	15-Ja'Quan Newton DJ Vasiljevic Bruce Brown	8-Bruce Brown	4-Bruce Brown Chris Lykes Ja'Quan Newton	2-Dewan Huell Bruce Brown	3-Ebuka Izundu
vs La Salle	11/22/17	57-46	16-Dewan Huell	11-Bruce Brown	5-Anthony Lawrence	2-Ja'Quan Newton Lonnie Walker	3-Anthony Lawrence
NORTH FLORIDA	11/25/17	86-65	14-Anthony Lawrence Bruce Brown	7-Bruce Brown Ebuka Izundu	4-Chris Lykes Bruce Brown	3-Anthony Lawrence Bruce Brown	1-Sam Waardenburg
at Minnesota	11/29/17	86-81	23-Dewan Huell	9-Bruce Brown	9-Ja'Quan Newton	3-Chris Lykes	2-Ebuka Izundu
vs Princeton	12/2/17	80-52	20-DJ Vasiljevic	10-Anthony Lawrence	5-Ja'Quan Newton	3-Ja'Quan Newton	2-Anthony Lawrence
BOSTON UNIVERSITY	12/05/17	69-54	26-Lonnie Walker	7-Lonnie Walker	6-Anthony Lawrence	3-Ja'Quan Newton	3-Dewan Huell
at George Washington	12/16/17	59-50	15-Dewan Huell	12-Dewan Huell	3-Lonnie Walker Ja'Quan Newton Anthony Lawrence Bruce Brown	3-Bruce Brown	1-Lonnie Walker Ebuka Izundu Anthony Lawrence Dewan Huell
at Hawai'i	12/22/17	75-57	16-Ja'Quan Newton Dewan Huell	6-Dewan Huell	8-Bruce Brown	2-Lonnie Walker	2-Dewan Huell Ebuka Izundu
vs New Mexico State	12/23/17	54-63	15-Dj Vasiljevic	9-Dewan Huell	1-Dj Vasiljevic Dewan Huell Anthony Lawrence Bruce Brown	1-Ebuka Izundu	2-Dewan Huell Anthony Lawrence
vs Middle Tennessee	12/25/17	84-81	21-Dewan Huell	6-Bruce Brown	6-Ja'Quan Newton	2-Bruce Brown	1-Bruce Brown Dewan Huell Anthony Lawrence

Miami Team Game-by-Game Comparison (as of Dec 26, 2017) All games

Opponent	1st	2nd	Score	Mar	Total FG	FG Pct	3-Pointers	3FG Pct	Free Throws	FT Pct	Rebounds	Assist	T/Over	Block	Steal	Fouls
GARDNER-WEBB	27/23	50/22	77-45	+32	30-60/20-63	.500/.317	7-26/4-16	.269/.250	10-21/1-6	.476/.167	48/36 +12	21/10	12/14	3/0	5/5	15/19
NAVY	41/24	48/31	89-55	+34	35-64/21-63	.547/.333	9-23/6-21	.391/.286	10-16/7-9	.625/.778	42/33 +9	15/14	12/16	7/2	9/7	12/15
FLORIDA A&M	46/22	44/37	90-59	+31	34-58/24-59	.586/.407	12-26/5-16	.462/.313	10-22/6-6	.455/1000	36/28 +8	15/12	12/19	5/2	8/6	12/18
La Salle	19/19	38/27	57-46	+11	22-60/15-52	.367/.288	5-15/0-15	.333/.000	8-14/16-17	.571/.941	40/38 +2	10/3	10/15	5/3	6/4	16/18
NORTH FLORIDA	38/25	48/40	86-65	+21	33-66/23-59	.500/.390	3-15/8-26	.200/.308	17-23/11-12	.739/.917	39/32 +7	16/10	14/20	1/1	9/8	16/18
Minnesota	36/36	50/45	86-81	+5	35-69/28-63	.507/.444	10-25/5-16	.400/.313	6-11/20-26	.545/.769	34/41 (7)	20/12	8/12	4/12	8/4	20/13
Princeton	38/20	42/32	80-52	+28	30-60/19-61	.500/.311	14-25/8-32	.560/.250	6-9/6-9	.667/.667	39/31 +8	16/10	12/11	4/2	5/5	15/13
BOSTON UNIVERSITY	30/30	39/24	69-54	+15	25-48/21-65	.521/.323	11-21/7-25	.524/.280	8-15/5-8	.533/.625	35/32 +3	10/11	15/13	6/0	6/9	13/16
George Washington	32/15	27/35	59-50	+9	25-61/19-63	.410/.302	5-21/4-18	.238/.222	4-8/8-12	.500/.667	39/44 (5)	13/8	8/11	4/3	6/6	14/12
Hawai'i	33/33	42/24	75-57	+18	30-57/21-50	.526/.420	5-13/8-23	.385/.348	10-13/7-10	.769/.700	31/26 +5	11/13	9/16	5/0	6/3	15/17
New Mexico State	25/29	29/34	54-63	(9)	18-53/24-67	.340/.358	2-18/7-25	.111/.280	16-22/8-13	.727/.615	38/43 (5)	4/7	14/8	4/1	1/6	17/19
Middle Tennessee	34/29	50/52	84-81	+3	30-50/27-52	.600/.519	7-18/7-15	.389/.467	17-25/20-24	.680/.833	25/26 (1)	14/15	13/11	3/0	5/2	20/26

Note: Game totals are displayed in the format TEAM/OPPONENT for each category



Miami Points-Rebounds-Assists (as of Dec 26, 2017) All games

Opponent	Date	Score		00	01	02	03	04	05	11
				NEWTON,JA'	VASILJEVIC	LYKES,CHRI	LAWRENCE,A	WALKER,LON	ROBINSON,M	BROWN,BRUC
GARDNER-WEBB	11/10/17	77-45	w	13-0-1	7-2-0	3-1-1	3-7-1	10-2-5	3-0-0	10-11-10
NAVY	11/12/17	89-55	w	14-3-1	16-3-0	8-1-2	10-7-2	8-2-1	0-0-0	3-6-6
FLORIDA A&M	11/16/17	90-59	w	15-3-4	15-4-2	13-1-4	11-4-1	5-2-0	0-0-0	15-8-4
vs La Salle	11/22/17	57-46	w	4-3-0	8-1-0	0-1-0	7-10-5	5-2-2	DNP	7-11-3
NORTH FLORIDA	11/25/17	86-65	w	12-1-3	2-2-0	10-0-4	14-4-3	7-1-1	0-0-0	14-7-4
at Minnesota	11/29/17	86-81	w	12-3-9	11-2-0	10-1-0	8-7-4	6-2-1	DNP	16-9-5
vs Princeton	12/2/17	80-52	w	4-2-5	20-3-1	5-1-2	5-10-3	12-5-1	0-0-1	17-8-3
BOSTON UNIVERSITY	12/05/17	69-54	w	9-6-1	15-5-0	8-0-0	5-2-6	26-7-2	DNP	DNP
at George Washington	12/16/17	59-50	w	8-4-3	10-1-0	3-0-1	5-9-3	13-5-3	DNP	3-3-3
at Hawai'i	12/22/17	75-57	w	16-2-2	6-3-0	7-5-0	11-4-0	8-1-1	DNP	4-5-8
vs New Mexico State	12/23/17	54-63	L	5-3-0	15-5-1	1-1-0	4-4-1	2-4-0	DNP	13-7-1
vs Middle Tennessee	12/25/17	84-81	w	9-1-6	13-5-1	8-0-2	9-5-2	0-0-0	DNP	20-6-3

Opponent	Date	Score		14	15	20	21	35
				MILLER,ROD	IZUNDU,EBU	HUELL,DEWA	WAARDENBU	STOWELL,CH
GARDNER-WEBB	11/10/17	77-45	w	0-1-0	14-10-1	14-8-2	DNP	0-0-0
NAVY	11/12/17	89-55	w	4-0-0	12-4-2	14-10-1	DNP	0-1-0
FLORIDA A&M	11/16/17	90-59	w	2-1-0	4-6-0	10-5-0	DNP	0-0-0
vs La Salle	11/22/17	57-46	w	0-0-0	3-2-0	16-7-0	7-2-0	DNP
NORTH FLORIDA	11/25/17	86-65	w	DNP	5-7-0	13-6-0	9-6-1	0-0-0
at Minnesota	11/29/17	86-81	w	DNP	0-3-1	23-2-0	0-1-0	DNP
vs Princeton	12/2/17	80-52	w	2-0-0	6-4-0	9-1-0	0-4-0	0-0-0
BOSTON UNIVERSITY	12/05/17	69-54	w	DNP	0-5-0	6-6-1	0-2-0	DNP
at George Washington	12/16/17	59-50	w	DNP	2-3-0	15-12-0	DNP	DNP
at Hawai'i	12/22/17	75-57	w	DNP	7-3-0	16-6-0	DNP	DNP
vs New Mexico State	12/23/17	54-63	L	0-1-0	4-3-0	10-9-1	0-0-0	DNP
vs Middle Tennessee	12/25/17	84-81	w	2-0-0	2-2-0	21-3-0	DNP	DNP



Official Basketball Box Score -- Game Totals -- Final Statistics

Gardner-Webb vs Miami (FL)
11/10/17 8:00 pm at Coral Gables, Fla. (Watsco Center)

Gardner-Webb 45 - 0-1

Table with 15 columns: Player, FG-FGA, 3-Ptr, FT-FTA, Rebounds, PF, TP, A, TO, Blk, Stl, Min. Lists stats for 15 players and team totals.

Miami (FL) 77 - 1-0

Table with 15 columns: Player, FG-FGA, 3-Ptr, FT-FTA, Rebounds, PF, TP, A, TO, Blk, Stl, Min. Lists stats for 15 players and team totals.

Officials: Brian Dorsey, Raymond Stoyons Jr., William Humes
Technical fouls: Gardner-Webb-None, Miami (FL)-None.

Score by periods table with columns: 1st, 2nd, Total. Shows scores for Gardner-Webb and Miami (FL).

Last FG - GWU 2nd-00:15, UM 2nd-00:30.
Largest lead - GWU by 7 1st-16:59, UM by 37 2nd-04:34.

Points, In Paint, Off T/O, 2nd Chance, Fast Break, Bench. Shows stats for GWU and UM.

Score tied - 3 times.
Lead changed - 1 time.

Official Basketball Box Score -- Game Totals -- Final Statistics

Navy vs Miami (FL)
11/12/17 4:39 pm at Coral Gables, Fla. (Watsco Center)

Navy 55 - 1-1

Table with 15 columns: Player, FG-FGA, 3-Ptr, FT-FTA, Rebounds, PF, TP, A, TO, Blk, Stl, Min. Lists stats for 15 players and team totals.

Miami (FL) 89 - 2-0

Table with 15 columns: Player, FG-FGA, 3-Ptr, FT-FTA, Rebounds, PF, TP, A, TO, Blk, Stl, Min. Lists stats for 15 players and team totals.

Officials: Tim Nestor, Bert Smith, Tim Clougherty
Technical fouls: Navy-None, Miami (FL)-None.

Score by periods table with columns: 1st, 2nd, Total. Shows scores for Navy and Miami (FL).

Last FG - NAVY 2nd-00:35, UM 2nd-00:23.
Largest lead - NAVY None, UM by 35 2nd-01:39.

Points, In Paint, Off T/O, 2nd Chance, Fast Break, Bench. Shows stats for NAVY and UM.

Score tied - 0 times.
Lead changed - 0 times.

Official Basketball Box Score -- Game Totals -- Final Statistics

Florida A&M vs Miami (FL)
11/16/17 7:02 pm at Coral Gables, Fla. (Watsco Center)

Florida A&M 59 - 0-3

Table with 15 columns: Player, FG-FGA, 3-Ptr, FT-FTA, Rebounds, PF, TP, A, TO, Blk, Stl, Min. Lists stats for 15 players and team totals.

Miami (FL) 90 - 3-0

Table with 15 columns: Player, FG-FGA, 3-Ptr, FT-FTA, Rebounds, PF, TP, A, TO, Blk, Stl, Min. Lists stats for 15 players and team totals.

Officials: Roger Ayers, Mike Eades, Sean Hull
Technical fouls: Florida A&M-None, Miami (FL)-None.

Score by periods table with columns: 1st, 2nd, Total. Shows scores for Florida A&M and Miami (FL).

Last FG - FAMUM 2nd-00:01, UM 2nd-00:37.
Largest lead - FAMUM None, UM by 36 2nd-01:45.

Points, In Paint, Off T/O, 2nd Chance, Fast Break, Bench. Shows stats for FAMUM and UM.

Score tied - 0 times.
Lead changed - 0 times.

Official Basketball Box Score -- Game Totals -- Final Statistics

La Salle vs Miami (FL)
11/22/17 6:00 PM at Reading, Pa. (Santander Arena)

La Salle 46 - 3-3

Table with 15 columns: Player, FG-FGA, 3-Ptr, FT-FTA, Rebounds, PF, TP, A, TO, Blk, Stl, Min. Lists stats for 15 players and team totals.

Miami (FL) 57 - 4-0

Table with 15 columns: Player, FG-FGA, 3-Ptr, FT-FTA, Rebounds, PF, TP, A, TO, Blk, Stl, Min. Lists stats for 15 players and team totals.

Officials: Pat Driscoll, Jerry Heater, Earl Walton
Technical fouls: La Salle-None, Miami (FL)-None.

Score by periods table with columns: 1st, 2nd, Total. Shows scores for La Salle and Miami (FL).

Last FG - LAS 2nd-01:11, UM 2nd-01:19.
Largest lead - LAS by 3 1st-14:56, UM by 12 2nd-02:57.

Points, In Paint, Off T/O, 2nd Chance, Fast Break, Bench. Shows stats for LAS and UM.

Score tied - 7 times.
Lead changed - 9 times.



11 BRUCE BROWN JR.

So. • 6-5 • 205 • Guard

Boston, Mass.

Vermont Academy

PRESEASON HONORS

- Preseason All-ACC Second Team
- Preseason ESPN Third-Team All-American
- Wooden Award Preseason Top 50
- Citizen Naimsmith Trophy Watch List
- Julius Erving Small Forward of Year Award Watch List
- Lute Olson National Player of Year Award Watch List
- Oscar Robertson Trophy Watch List

2017-18 HIGHLIGHTS

- Ranks 13th in ACC in rebounds at 7.4 per game (second among guards); is 14th nationally among guards in rebounding
- Eighth in ACC in assists (4.5/game)
- Sixth in ACC in assist/turnover ratio (2.38)
- Recorded second career triple-double in season opener vs. Gardner-Webb (10 points, 11 rebounds, 10 assists) - one of 11 triple-doubles in D-1 this year
- Triple-double was third in program history and 31st in ACC history (sixth player in league history with two career triple-doubles)
- Had 14 points, seven rebounds, four assists, three steals in win over North Florida (11/25)
- Posted 16 points, nine rebounds, five assists and no turnovers in win at No. 12 Minnesota (11/29)
- Scored 14 of his 17 points in the first half in win against Princeton (12/2)
- Missed Boston U. game with left hand injury; returned for GW game
- Averaged 12.3 points, 6.0 rebounds and 4.0 assists in Diamond Head Classic; scored season-high 20 points against Middle Tennessee

2017-18 GAME-BY-GAME

	GS	Min	FG	Pct	3FG	Pct	FT	Pct	O-D-T	Avg	PF	FO	A	TO	Blk	Stl	Pts	Avg
Gard-Webb	*	31	5-9	.556	0-2	.000	0-3	.000	1-10-11	11.0	2	0	10	1	0	1	10	10.0
Navy	*	31	1-10	.100	0-3	.000	1-2	.500	1-5-6	8.5	1	0	6	3	1	0	3	6.5
Florida A&M	*	32	6-10	.600	2-4	.500	1-4	.250	1-7-8	8.3	2	0	4	2	0	2	15	9.3
vs. La Salle	*	33	2-9	.222	1-2	.500	2-4	.500	0-11-11	9.0	2	0	3	3	1	0	7	8.8
N. Florida	*	32	7-14	.500	0-2	.000	0-0	.000	1-6-7	8.6	2	0	4	1	0	3	14	9.8
at Minnesota	*	37	6-11	.545	2-4	.500	2-2	1.000	3-6-9	8.7	1	0	5	0	0	1	16	10.8
vs. Princeton	*	30	6-8	.750	4-5	.800	1-1	1.000	2-6-8	8.6	1	0	3	2	1	0	17	11.7
Boston U.																		
DNP (hand)																		
at GW	*	38	1-6	.167	0-3	.000	1-2	.500	1-2-3	7.9	2	0	3	1	0	3	3	10.6
at Hawai'i	*	32	1-4	.250	1-2	.500	1-2	.500	0-5-5	7.6	4	0	8	2	0	0	4	9.9
vs NMSU	*	32	3-10	.300	0-4	.000	7-9	.778	2-5-7	7.5	1	0	1	2	0	0	13	10.2
vs MTSU	*	39	8-16	.500	0-5	.000	4-7	.571	0-6-6	7.4	2	0	3	4	1	2	20	11.1
at Pitt																		
at Ga. Tech																		
FSU																		
at Clemson																		
Duke																		
at NC State																		
Louisville																		
at FSU																		
Pittsburgh																		
at Va. Tech																		
Wake Forest																		
at BC																		
Virginia																		
Syracuse																		
at ND																		
BC																		
at UNC																		
Va. Tech																		

2016-17

Opponent	P	R	A
WCU	7	8	5
at N. Florida	7	6	2
Penn	15	5	1
vs Stanford	10	6	2
vs Iowa State	2	7	2
vs Florida	15	4	1
Rutgers	11	9	2
vs Wofford	12	5	1
SC State	11	11	10
FAU	14	8	6
GW	14	12	2
Columbia	8	6	5
NC State	17	8	4
at Syracuse	9	7	2
Notre Dame	7	9	1
at Pittsburgh	17	6	3
at Wake Forest	9	3	1
at Duke	15	5	6
Boston Coll.	12	6	4
North Carolina	30	4	5
Florida State	17	5	1
at NC State	7	2	6
Virginia Tech	2	5	4
at Louisville	12	7	4
Georgia Tech	8	3	5
Clemson	9	5	5
at Virginia	14	3	0
Duke	25	4	4
at Va Tech	8	3	5
vs Florida St.	10	0	1
vs Syracuse	5	5	1
vs UNC	21	7	1
vs Michigan St.	11	2	4

SEASON/CAREER HIGHS

Points

Season: 20 Middle Tennessee, 12/25/17
 Career: 30 North Carolina, 1/28/17
 ACC: 30 North Carolina, 1/28/17

Rebounds

Season: 11 2x, last vs. La Salle, 11/22/17
 Career: 12 George Washington, 12/22/16
 ACC: 9 Notre Dame, 1/12/17

Assists

Season: 10 Gardner-Webb, 11/10/17
 Career: 10 2x, last vs. Gard.-Webb, 11/10/17
 ACC: 6 2x, last at NC State, 2/4/17

Steals

Season: 3 2x, last at GW, 12/16/17
 Career: 3 7x, last at GW, 12/16/17
 ACC: 3 NC State, 12/31/16

Blocked Shots

Season: 1 4x, last vs. MTSU, 12/25/17
 Career: 3 2x, last vs Notre Dame, 1/12/17
 ACC: 3 Notre Dame, 1/12/17

Field Goals

Season: 8 Middle Tennessee, 12/25/17
 Career: 11 Duke, 2/25/17
 ACC: 11 Duke, 2/25/17

Field-Goal Attempts

Season: 16 Middle Tennessee, 12/25/17
 Career: 18 Duke, 2/25/17
 ACC: 18 Duke, 2/25/17

Free Throws

Season: 7 New Mexico State, 12/25/17
 Career: 10 North Carolina, 1/28/17
 ACC: 10 North Carolina, 1/28/17

Free-Throw Attempts

Season: 9 New Mexico State, 12/25/17
 Career: 13 North Carolina, 1/28/17
 ACC: 13 North Carolina, 1/28/17

3-Point Field Goals

Season: 4 Princeton, 12/2/17
 Career: 4 North Carolina, 1/28/17
 ACC: 4 North Carolina, 1/28/17

3-Point Field-Goal Attempts

Season: 5 2x, last vs. MTSU, 12/25/17
 Career: 6 North Carolina, 1/28/17
 ACC: 6 North Carolina, 1/28/17

Minutes

Season: 39 Middle Tennessee, 12/25/17
 Career: 44 at Virginia, 2/20/17
 ACC: 44 at Virginia, 2/20/17

CAREER TRIPLE-DOUBLES


10p, 11r, 10a vs. Gardner-Webb, 11/10/17
 11p, 11r, 10a vs. South Carolina State, 12/6/16

CAREER DOUBLE-DOUBLES

10p, 11r, 10a vs. Gardner-Webb, 11/10/17
 14p, 12r vs. George Washington, 12/22/16
 11p, 11r, 10a vs. South Carolina State, 12/6/16

CAREER STATISTICS

Season	GP	GS	3-Point			Free Throws			Rebounds				Scoring										
			Min.	Avg.	Pct.	FG	FGA	Pct.	FT	FTA	Pct.	Off.	Def.	Tot.	Avg.	PF	FO	Ast.	TO	Blk	Stl	Pts.	Avg.
2016-17	33	29	1053	31.9	.459	134	292	.459	90	121	.744	48	138	186	5.6	83	2	106	67	18	49	391	11.8
2017-18	11	11	367	33.4	.430	46	107	.430	10	36	.278	12	69	81	7.4	20	0	50	21	4	12	122	11.1
TOTAL	44	40	1420	32.3	.451	180	399	.451	43	131	.328	110	157	267	6.1	103	2	156	88	22	61	513	11.7



20 DEWAN HUELL

So. • 6-11 • 236 • Forward

Miami, Fla.

Miami Norland HS

2017-18 HIGHLIGHTS

- Leads ACC, 13th nationally in field-goal percentage (.667)
- Scored in double figures in 10 of first 12 games, including four straight
- Tied for team lead with 14 points in season opener
- Recorded first career double-double against Navy (11/12) with 14 points and 10 rebounds
- Scored in double figures in first four games (longest streak of his career)
- Recorded 16 points (8-10 FG) in win vs. La Salle (11/22)
- Had huge game at No. 12 Minnesota, with career-high 23 points (15 in second half) (11/29)
- Recorded second double-double with 15 points, 12 rebounds at GW (12/16)
- Named to Diamond Head Classic All-Tournament Team; averaged 15.7 points, 6.0 rebounds and 1.7 blocks in tournament
- Scored 21 points against Middle Tennessee, hitting 7-of-8 from field and 7-of-8 from free-throw line (12/25)

2017-18 GAME-BY-GAME

	GS	Min	FG	Pct	3FG	Pct	FT	Pct	O-D-T	Avg	PF	FO	A	TO	Blk	Stl	Pts	Avg
Gard-Webb	*	18	6-9	.667	0-0	.000	2-3	.667	2-6-8	8.0	1	0	2	3	2	1	14	14.0
Navy	*	22	6-8	.750	0-0	.000	2-3	.667	3-7-10	9.0	2	0	1	1	1	1	14	14.0
Florida A&M	*	24	4-6	.667	0-0	.000	2-2	1.000	1-4-5	7.7	1	0	0	1	1	2	10	12.7
vs. La Salle	*	26	8-10	.800	0-1	.000	0-0	.000	2-5-7	7.5	3	0	0	1	1	0	16	13.5
N. Florida	*	23	4-6	.667	0-0	.000	5-7	.714	1-5-6	7.2	2	0	0	3	0	0	13	13.4
at Minnesota	*	27	10-16	.625	0-0	.000	3-5	.600	1-1-2	6.3	3	0	0	0	1	0	23	15.0
vs. Princeton	*	15	3-7	.429	0-0	.000	3-4	.750	1-0-1	5.6	3	0	0	2	0	1	9	14.1
Boston U.	*	20	2-4	.500	0-0	.000	2-4	.500	2-4-6	5.6	1	0	1	0	3	0	6	13.1
at GW	*	31	7-12	.583	0-0	.000	1-2	.500	3-9-12	6.3	1	0	0	1	1	0	15	13.3
at Hawai'i	*	31	7-10	.700	0-0	.000	2-2	1.000	1-5-6	6.3	2	0	0	1	2	1	16	13.6
vs NMSU	*	27	4-6	.667	0-0	.000	2-4	.500	3-6-9	6.5	3	0	1	0	2	0	10	13.3
vs MTSU	*	32	7-8	.875	0-0	.000	7-8	.875	0-3-3	6.3	2	0	0	0	1	0	21	13.9
at Pitt																		
at Ga. Tech																		
FSU																		
at Clemson																		
Duke																		
at NC State																		
Louisville																		
at FSU																		
Pittsburgh																		
at Va. Tech																		
Wake Forest																		
at BC																		
Virginia																		
Syracuse																		
at ND																		
BC																		
at UNC																		
Va. Tech																		

2016-17

Opponent	P	R	A
WCU	13	7	1
at N. Florida	15	8	0
Penn	11	5	0
vs Stanford	3	3	0
vs Iowa State	5	6	0
vs Florida	10	6	1
Rutgers	14	7	0
vs Wofford	2	1	0
SC State	5	3	0
FAU	9	10	0
GW	2	1	0
Columbia	4	1	0
NC State	0	0	1
at Syracuse	6	3	1
Notre Dame	2	0	0
at Pittsburgh	4	3	0
at Wake Forest	9	8	0
at Duke	7	3	0
Boston Coll.	8	3	1
North Carolina	5	1	0
Florida State	7	1	0
at NC State	3	2	0
Virginia Tech	3	5	0
at Louisville	4	3	1
Georgia Tech	13	2	0
Clemson	6	1	0
at Virginia	1	1	0
Duke	2	1	0
at Va Tech	0	1	0
vs Florida St.	5	2	0
vs Syracuse	DNP		
vs UNC	1	1	0
vs Michigan St.	8	0	0

SEASON/CAREER HIGHS

Points

Season: 23 at Minnesota, 11/29/17
 Career: 23 at Minnesota, 11/29/17
 ACC: 13 Georgia Tech, 2/15/17

Rebounds

Season: 12 at GW, 12/16/17
 Career: 12 at GW, 12/16/17
 ACC: 8 at Wake Forest, 1/18/17

Assists

Season: 2 last vs. Gardner-Webb, 11/10/17
 Career: 2 Gardner-Webb, 11/10/17
 ACC: 1 4x, last at Louisville, 2/11/17

Steals

Season: 2 Florida A&M, 11/16/17
 Career: 2 2x, last vs. Florida A&M, 11/16/17
 ACC: 1 8x, last at Florida State, 3/4/17

Blocked Shots

Season: 3 2x, last vs. Boston U., 12/5/17
 Career: 3 2x, last vs. Boston U., 12/5/17
 ACC: 3 Virginia Tech, 2/8/17

Field Goals

Season: 8 La Salle, 11/22/17
 Career: 8 La Salle, 11/22/17
 ACC: 4 2x, last vs. Georgia Tech, 2/15/17

Field-Goal Attempts

Season: 16 at Minnesota, 11/29/17
 Career: 16 at Minnesota, 11/29/17
 ACC: 9 at Wake Forest, 1/18/17

Free Throws

Season: 7 Middle Tennessee, 12/25/17
 Career: 7 Middle Tennessee, 12/25/17
 ACC: 5 Georgia Tech, 2/15/17

Free-Throw Attempts

Season: 8 Middle Tennessee, 12/25/17
 Career: 8 Middle Tennessee, 12/25/17
 ACC: 6 Georgia Tech, 2/15/17

3-Point Field Goals

Season: -
 Career: -
 ACC: -

3-Point Field-Goal Attempts

Season: 1 La Salle, 11/22/17
 Career: 1 3x, last vs. La Salle, 11/22/17
 ACC: 1 2x, last vs. Virginia Tech, 2/8/17

Minutes

Season: 32 Middle Tennessee, 12/25/17
 Career: 32 Middle Tennessee, 12/25/17
 ACC: 25 2x, last at Wake Forest, 1/18/17

CAREER DOUBLE-DOUBLES

15p, 12r at George Washington, 12/16/17
 14p, 10r vs. Navy, 11/12/17

CAREER STATISTICS

Season	GP	GS	Min.	Avg.	3-Point			Free Throws			Rebounds			Scoring											
					FG	FGA	Pct.	FT	FTA	Pct.	Off.	Def.	Tot.	Avg.	PF	FO	Ast.	TO	Blk	Stl	Pts.	Avg.			
2016-17	32	15	557	17.4	77	145	.531	0	2	.000	33	51	.647	45	54	99	3.1	61	0	6	30	25	13	187	5.8
2017-18	12	12	296	24.7	68	102	.667	0	1	.000	31	44	.705	20	55	75	6.3	24	0	5	13	15	6	167	13.9
TOTAL	44	27	853	19.4	145	247	.587	0	3	.000	64	95	.674	65	109	174	4.0	85	0	11	43	40	19	354	8.0



15 EBUKA IZUNDU

Jr. • 6-10 • 235 • Center
Charlotte, N.C. / Lagos, Nigeria
Victory Christian Center

2017-18 HIGHLIGHTS

- Recorded first college double-double in season opener, scoring 14 points and grabbing career-high 10 boards
- Scored seven points and added a pair of blocks in win at Hawai'i (12/23)

SEASON/CAREER HIGHS

Points	Season: 14	Gardner-Webb, 11/10/17
	Career: 16	at NC State, 2/4/17
	ACC: 16	at NC State, 2/4/17
Rebounds	Season: 10	Gardner-Webb, 11/10/17
	Career: 10	Gardner-Webb, 11/10/17
	ACC: 7	NC State, 12/31/16
Assists	Season: 2	Navy, 11/12/17
	Career: 2	Navy, 11/12/17
	ACC: 1	5x, last at Virginia, 2/20/17
Steals	Season: 1	4x, last at GW, 12/16/17
	Career: 1	14x, last at GW, 12/16/17
	ACC: 1	5x, last vs. Duke, 2/25/17
Blocked Shots	Season: 3	Florida A&M, 11/16/17
	Career: 3	4x, last vs. Florida A&M, 11/16/17
	ACC: 3	Notre Dame, 1/12/17
Field Goals	Season: 6	Gardner-Webb, 11/10/17
	Career: 6	2x, last vs. Gardner-Webb, 11/10/17
	ACC: 6	at NC State, 2/4/17
Field-Goal Attempts	Season: 7	Gardner-Webb, 11/10/17
	Career: 10	Clemson, 2/18/17
	ACC: 10	Clemson, 2/18/17
Free Throws	Season: 2	2x, last vs. Navy, 11/12/17
	Career: 5	vs. Mississippi State, 11/19/15
	ACC: 4	2x, last at NC State, 2/4/17
Free-Throw Attempts	Season: 4	Gardner-Webb, 11/10/17
	Career: 7	vs. Mississippi State, 11/19/15
	ACC: 6	at North Carolina, 2/20/16
Minutes	Season: 22	Gardner-Webb, 11/10/17
	Career: 27	at NC State, 2/4/17
	ACC: 27	at NC State, 2/4/17

CAREER DOUBLE-DOUBLES

14p, 10r vs. Gardner-Webb, 11/10/17

2017-18 GAME-BY-GAME

	GS	Min	FG	Pct	3FG	Pct	FT	Pct	O-D-T	Avg	PF	FO	A	TO	Blk	Stl	Pts	Avg
Gard-Webb	22	6-7	.857	0-0	.000	2-4	.500	2-8-10	10.0	4	0	1	1	1	0	14	14.0	
Navy	19	5-6	.833	0-0	.000	2-3	.667	3-1-4	7.0	2	0	2	2	2	1	12	13.0	
Florida A&M	21	2-4	.500	0-0	.000	0-2	.000	4-2-6	6.7	0	0	0	1	3	0	4	10.0	
vs. La Salle	12	1-1	1.000	0-0	.000	1-1	1.000	1-1-2	5.5	4	0	0	2	0	1	3	8.3	
N. Florida	11	2-2	1.000	0-0	.000	1-2	.500	2-5-7	5.8	0	0	0	3	0	0	5	7.6	
at Minnesota	13	0-0	.000	0-0	.000	0-0	.000	2-1-3	5.3	3	0	1	1	2	0	0	6.3	
vs. Princeton	20	3-4	.750	0-0	.000	0-0	.000	2-2-4	5.1	3	0	0	1	0	0	6	6.3	
Boston U.	19	0-1	.000	0-0	.000	0-2	.000	3-2-5	5.1	4	0	0	1	0	1	0	5.5	
at GW	14	1-2	.500	0-0	.000	0-0	.000	3-0-3	4.9	1	0	0	0	1	1	2	5.1	
at Hawai'i	11	3-6	.500	0-0	.000	1-2	.500	2-1-3	4.7	1	0	0	0	2	0	7	5.3	
vs NMSU	17	2-4	.500	0-0	.000	0-0	.000	0-3-3	4.5	2	0	0	2	0	1	4	5.2	
vs MTSU	8	1-2	.500	0-0	.000	0-0	.000	1-1-2	4.3	3	0	0	2	0	0	2	4.9	
at Pitt																		
at Ga. Tech																		
FSU																		
at Clemson																		
Duke																		
at NC State																		
Louisville																		
at FSU																		
Pittsburgh																		
at Va. Tech																		
Wake Forest																		
at BC																		
Virginia																		
Syracuse																		
at ND																		
BC																		
at UNC																		
Va. Tech																		

2016-17

Opponent	P	R	A
WCU	13	7	1
at North Florida	15	8	0
vs Stanford	0	3	0
vs Iowa State	0	3	0
vs Florida	0	0	0
Rutgers	4	2	0
vs Wofford	9	5	0
SC State	9	3	0
FAU	2	2	0
GW	12	4	0
Columbia	6	3	1
NC State	3	7	0
at Syracuse	0	2	0
Notre Dame	2	4	0
at Pittsburgh	2	2	0
at Wake Forest	6	5	0
at Duke	0	2	1
Boston College	0	2	0
North Carolina	0	3	0
Florida State	0	1	0
at NC State	16	6	0
Virginia Tech	8	1	1
at Louisville	8	5	0
Georgia Tech	2	3	0
Clemson	12	2	1
at Virginia	6	3	1
Duke	3	5	0
at Virginia Tech	0	2	0
vs Florida State	0	2	0
vs Syracuse	0	1	0
vs North Carolina	2	2	0
vs Michigan St.	5	3	0

2015-16

Opponent	P	R	A
UTRGV	0	0	0
Louisiana	0	0	0
vs. Miss. St.	11	7	0
vs. Utah	4	3	1
Charlotte	0	0	1
Florida	0	1	0
Charleston	1	0	0
at La Salle	6	4	0
at Clemson	0	0	0
Pittsburgh	2	0	0
at Florida St.	0	0	0
Virginia Tech	0	0	0
at UNC	6	2	1
at Virginia Tech	2	0	0
vs. Villanova	0	2	0

CAREER STATISTICS

Season	GP	GS	3-Point			Free Throws			Rebounds			Scoring											
			Min.	Avg.	Pct.	FG	FTA	Pct.	Off.	Def.	Tot.	Avg.	Pts.	Avg.									
2015-16	15	0	79	5.3	.625	10	16	.625	12	19	.632	13	6	19	1.3	17	0	3	5	3	2	32	2.1
2016-17	32	9	417	13.0	.541	53	98	.541	29	42	.690	47	50	97	3.0	75	2	6	27	25	7	135	4.2
2017-18	12	0	187	15.6	.667	26	39	.667	7	16	.438	25	27	52	4.3	27	0	4	16	11	5	59	4.9
TOTAL	59	9	683	11.6	.582	89	153	.582	48	77	.623	85	83	168	2.8	119	2	13	48	39	14	226	3.8



3 ANTHONY LAWRENCE II

Jr. • 6-7 • 210 • Guard
St. Petersburg, Fla.
Lakewood Senior HS

2017-18 HIGHLIGHTS

- Scored 10 points on 4-for-5 shooting and grabbed seven boards in win over Navy (11/12)
- Had a stat sheet stuffer game against La Salle (11/22): set career high with 10 rebounds and tied his career highs in assists (5) and blocks (3)
- Scored season-high 14 points and added three steals against North Florida (11/25)
- Recorded eight points and seven boards while fouling out in win at No. 12 Minnesota (11/29)
- Matched career high with 10 rebounds against Princeton (12/2)
- Dished out career-high six assists while playing 33 minutes against Boston U. (12/5)

2017-18 GAME-BY-GAME

	GS	Min	FG	Pct	3FG	Pct	FT	Pct	O-D-T	Avg	PF	FO	A	TO	Blk	Stl	Pts	Avg
Gard-Webb	*	22	1-4	.250	1-3	.333	0-0	.000	3-4-7	7.0	3	0	1	0	0	2	3	3.0
Navy	*	30	4-5	.800	1-2	.500	1-2	.500	0-7-7	7.0	1	0	2	2	2	1	10	6.5
Florida A&M	*	25	4-6	.667	3-5	.600	0-4	.000	0-4-4	6.0	3	0	1	2	0	0	11	8.0
vs. La Salle	*	27	2-6	.333	1-2	.500	2-3	.667	5-5-10	7.0	4	0	5	1	3	1	7	7.8
N. Florida	*	27	4-7	.571	0-1	.000	6-7	.857	3-1-4	6.4	3	0	3	1	0	3	14	9.0
at Minnesota	*	25	3-6	.500	2-3	.667	0-0	.000	0-7-7	6.5	5	1	4	2	0	1	8	8.8
vs. Princeton	*	31	2-6	.333	1-3	.333	0-0	.000	1-9-10	7.0	0	0	3	3	2	0	5	8.3
Boston U.	*	33	1-5	.200	1-4	.250	2-3	.667	0-2-2	6.4	2	0	6	3	0	1	5	7.9
at GW	*	31	2-5	.400	1-2	.500	0-0	.000	1-8-9	6.7	3	0	3	1	1	0	5	7.6
at Hawai'i	*	27	5-7	.714	0-1	.000	1-1	1.000	2-2-4	6.4	4	0	0	1	1	1	11	7.9
vs NMSU	*	29	1-3	.333	0-2	.000	2-2	1.000	1-3-4	6.2	2	0	1	2	2	0	4	7.5
vs MTSU	*	34	2-3	.667	2-2	1.000	3-4	.750	3-2-5	6.1	2	0	2	2	1	0	9	7.7
at Pittsburgh																		
at Ga. Tech																		
FSU																		
at Clemson																		
Duke																		
at NC State																		
Louisville																		
at FSU																		
Pittsburgh																		
at Va. Tech																		
Wake Forest																		
at BC																		
Virginia																		
Syracuse																		
at ND																		
BC																		
at UNC																		
Va. Tech																		

SEASON/CAREER HIGHS

Category	Value	Game
Points		
Season:	14	North Florida, 11/25/17
Career:	19	at NC State, 2/4/17
ACC:	18	at NC State, 2/4/17
Rebounds		
Season:	10	2x, last vs. Princeton, 12/2/17
Career:	10	2x, last vs. Princeton, 12/2/17
ACC:	9	Notre Dame, 1/12/17
Assists		
Season:	6	Boston University, 12/5/17
Career:	6	Boston University, 12/5/17
ACC:	5	2x, last at Virginia, 2/20/17
Steals		
Season:	3	North Florida, 11/25/17
Career:	4	3x, last vs. North Carolina, 3/9/17
ACC:	4	North Carolina, 3/9/17
Blocked Shots		
Season:	3	La Salle, 11/22/17
Career:	3	2x, last vs. La Salle, 11/22/17
ACC:	2	2x, last vs. Virginia Tech, 2/17/16
Field Goals		
Season:	5	at Hawai'i, 12/23/17
Career:	7	at NC State, 2/4/17
ACC:	7	at NC State, 2/4/17
Field-Goal Attempts		
Season:	7	North Florida, 11/25/17
Career:	9	5x, last at Virginia Tech, 2/27/17
ACC:	9	4x, last at Virginia Tech, 2/27/17
Free Throws		
Season:	6	North Florida, 11/25/17
Career:	6	North Florida, 11/25/17
ACC:	4	5x, last at Virginia, 2/20/17
Free-Throw Attempts		
Season:	7	North Florida, 11/25/17
Career:	7	North Florida, 11/25/17
ACC:	5	2x, vs. Georgia Tech, 2/15/17
3-Point Field Goals		
Season:	3	Florida A&M, 11/16/17
Career:	4	2x, at Wake Forest, 1/18/17
ACC:	4	2x, at Wake Forest, 1/18/17
3-Point Field-Goal Attempts		
Season:	5	Florida A&M, 11/16/17
Career:	9	5x, at Virginia Tech, 2/27/17
ACC:	9	4x, at Virginia Tech, 2/27/17
Minutes		
Season:	34	Middle Tennessee, 12/25/17
Career:	40	at Virginia, 2/20/17
ACC:	40	at Virginia, 2/20/17

2016-17

Opponent	P	R	A
WCU	14	5	1
at N. Florida	4	4	0
Penn	0	3	2
vs Stanford	18	3	1
vs Iowa State	6	2	0
vs Florida	2	3	2
Rutgers	8	4	0
vs Wofford	3	5	1
SC State	5	7	1
FAU	13	6	0
GW	2	2	2
Columbia	10	5	1
NC State	6	5	1
at Syracuse	0	0	1
Notre Dame	6	9	1
at Pittsburgh	9	5	2
at Wake	16	0	2
at Duke	0	0	0
Boston Coll.	7	6	1
North Carolina	3	4	4
Florida State	2	2	1
at NC State	19	4	2
Virginia Tech	12	4	3
at Louisville	7	3	3
Georgia Tech	4	4	2
Clemson	10	4	5
at Virginia	4	6	5
Duke	2	3	2
at Va Tech	18	5	1
vs Florida St	2	1	1
vs Syracuse	3	2	4
vs UNC	6	3	1
vs Mich. State	3	3	0

2015-16

Opponent	P	R	A
UTRGV	1	2	0
Louisiana	12	6	4
vs. Miss. St.	10	4	2
vs. Utah	0	0	2
vs. Butler	7	1	1
Northeastern	0	1	0
at Nebraska	13	7	0
Charlotte	9	1	1
Charleston	11	2	1
at La Salle	2	2	3
Princeton	0	1	0
Syracuse	1	2	0
Florida State	0	0	0
at Virginia	0	1	0
at Clemson	3	1	0
at BC	0	0	1
Wake Forest	0	0	0
at NC State	0	0	0
Notre Dame	18	2	0
at Ga Tech	5	3	3
Pittsburgh	2	1	0
at Florida St	3	1	1
Virginia Tech	5	2	0
at UNC	11	4	2
Virginia	1	3	2
Louisville	3	2	1
at Notre Dame	0	1	2
at Va Tech	2	4	0
vs. Va Tech	4	2	1
vs. Virginia	5	4	0
vs. Buffalo	0	0	0
vs. Wichita St	0	2	0
vs. Villanova	8	1	0

CAREER STATISTICS

Season	GP	GS	Min.	Avg.	3-Point			Free Throws			Rebounds			Scoring											
					FG	FGA	Pct.	FT	FTA	Pct.	Off.	Def.	Tot.	Avg.	PF	FO	Ast.	TO	Blk	Stl	Pts.	Avg.			
2015-16	33	0	397	12.0	47	92	.511	18	42	.429	24	40	.600	29	34	63	1.9	39	0	27	13	11	17	136	4.1
2016-17	33	18	857	26.0	72	173	.416	35	99	.354	45	62	.726	27	97	124	3.8	78	1	57	47	15	42	224	6.8
2017-18	12	12	341	28.4	31	63	.492	13	30	.433	17	26	.654	19	54	73	6.1	32	1	31	20	12	10	92	7.7
TOTAL	78	30	1595	20.4	150	328	.457	66	171	.386	86	128	.672	75	185	260	3.3	149	2	115	80	38	69	452	5.8



2 CHRIS LYKES

Fr. • 5-7 • 161 • Guard
Mitchellville, Md.
Gonzaga College HS

2017-18 HIGHLIGHTS

- Has hit at least one 3-pointer in eight of nine games
- Hit a 3-pointer and played 18 minutes in college debut against Gardner-Webb (11/10)
- Scored 13 points and dished out four assists in win over Florida A&M (11/16)
- Scored 10 points and added three steals in win at No. 12 Minnesota (11/29)

2017-18 GAME-BY-GAME

	GS	Min	FG	Pct	3FG	Pct	FT	Pct	O-D-T	Avg	PF	FO	A	TO	Blk	Stl	Pts	Avg
Gardner-Webb	18	1-6	.167	1-5	.200	0-0	.000	0-1-1	1.0	3	0	1	4	0	1	3	3.0	
Navy	17	3-5	.600	2-2	1.000	0-0	.000	0-1-1	1.0	2	0	2	0	0	2	8	5.5	
Florida A&M	21	4-7	.571	3-6	.500	2-3	.667	0-1-1	1.0	2	0	4	1	0	1	13	8.0	
vs. La Salle	6	0-2	.000	0-0	.000	0-0	.000	0-1-1	1.0	2	0	0	1	0	0	0	6.0	
North Florida	19	4-9	.444	2-5	.400	0-1	.000	0-0-0	0.8	2	0	4	1	0	1	10	6.8	
at Minnesota	19	4-8	.500	2-6	.333	0-0	.000	0-1-1	0.8	3	0	0	1	0	3	10	7.3	
vs. Princeton	13	2-6	.333	1-3	.333	0-0	.000	0-1-1	0.9	2	0	2	1	0	1	5	7.0	
Boston University	20	3-5	.600	2-3	.667	0-0	.000	0-0-0	0.8	1	0	0	2	0	0	8	7.1	
at George Washington	12	1-5	.200	1-3	.333	0-0	.000	0-0-0	0.7	2	0	1	1	0	0	3	6.7	
at Hawai'i	19	3-7	.429	1-3	.333	0-0	.000	1-4-5	1.1	1	0	0	1	0	1	7	6.7	
vs New Mexico State	11	0-5	.000	0-4	.000	1-2	.500	0-1-1	1.1	2	0	0	2	0	0	1	6.2	
vs Middle Tennessee	17	3-5	.600	2-3	.667	0-0	.000	0-0-0	1.0	2	0	2	1	0	1	8	6.3	
at Pittsburgh																		
at Georgia Tech																		
Florida State																		
at Clemson																		
Duke																		
at NC State																		
Louisville																		
at Florida State																		
Pittsburgh																		
at Virginia Tech																		
Wake Forest																		
at Boston College																		
Virginia																		
Syracuse																		
at Notre Dame																		
Boston College																		
at North Carolina																		
Virginia Tech																		

CAREER HIGHS

Points

Career: 13 Florida A&M, 11/16/17
ACC: -

Rebounds

Career: 5 at Hawai'i, 12/23/17
ACC: -

Assists

Career: 4 2x, last vs. North Florida, 11/25/17
ACC: -

Steals

Career: 3 at Minnesota, 11/29/17
ACC: -

Blocked Shots

Career: -
ACC: -

Field Goals

Career: 4 3x, last at Minnesota, 11/29/17
ACC: -

Field-Goal Attempts

Career: 9 North Florida, 11/25/17
ACC: -

Free Throws

Career: 2 Florida A&M, 11/16/17
ACC: -

Free-Throw Attempts

Career: 3 Florida A&M, 11/16/17
ACC: -

3-Point Field Goals

Career: 3 Florida A&M, 11/16/17
ACC: -

3-Point Field-Goal Attempts

Career: 6 2x, last at Minnesota, 11/29/17
ACC: -

Minutes

Career: 21 Florida A&M, 11/16/17
ACC: -

CAREER STATISTICS

Season	GP	GS	Min.	Avg.	3-Point			Free Throws			Rebounds				Scoring										
					FG	FGA	Pct.	FT	FTA	Pct.	Off.	Def.	Tot.	Avg.	PF	FO	Ast.	TO	Blk	Stl	Pts.	Avg.			
2017-18	12	0	192	16.0	28	70	.400	17	43	.395	3	6	.500	1	11	12	1.0	24	0	16	16	0	11	76	6.3



14 RODNEY MILLER JR.

So. • 7-0 • 255 • Center
Laurelton, N.Y.
Oak Hill Academy

2017-18 HIGHLIGHTS

- Has played in five games off bench
- Scored four points in five minutes of action against Navy (11/12)
- Played season-high six minutes against Middle Tennessee (12/25)

2017-18 GAME-BY-GAME

	GS	Min	FG	Pct	3FG	Pct	FT	Pct	O-D-T	Avg	PF	FO	A	TO	Blk	Stl	Pts	Avg
Gardner-Webb	4	0-1	.000	0-0	.000	0-1	.000	0-1-1	1.0	0	0	0	0	0	0	0	0	0.0
Navy	5	2-3	.667	0-0	.000	0-2	.000	0-0-0	0.5	1	0	0	0	0	0	0	4	2.0
Florida A&M	6	1-1	1.000	0-0	.000	0-0	.000	0-1-1	0.7	0	0	0	0	0	0	0	2	2.0
vs. La Salle	1	0-0	.000	0-0	.000	0-1	.000	0-0-0	0.5	0	0	0	0	0	0	0	0	1.5
North Florida	DNP																	
at Minnesota	DNP																	
vs. Princeton	3	1-1	1.000	0-0	.000	0-1	.000	0-0-0	0.4	0	0	0	0	0	0	0	2	1.6
Boston University	DNP																	
at George Washington	DNP																	
at Hawai'i	DNP																	
vs. New Mexico State	3	0-0	.000	0-0	.000	0-0	.000	0-1-1	0.5	1	0	0	1	0	0	0	0	1.3
vs Middle Tennessee	6	1-1	1.000	0-0	.000	0-0	.000	0-0-0	0.4	2	0	0	1	0	0	0	2	1.4
at Pittsburgh																		
at Georgia Tech																		
Florida State																		
at Clemson																		
Duke																		
at NC State																		
Louisville																		
at Florida State																		
Pittsburgh																		
at Virginia Tech																		
Wake Forest																		
at Boston College																		
Virginia																		
Syracuse																		
at Notre Dame																		
Boston College																		
at North Carolina																		
Virginia Tech																		

SEASON/CAREER HIGHS

Points

Season: 4 Navy, 11/12/17
Career: 5 Western Carolina, 11/11/16
ACC: 2 vs. North Carolina, 3/9/17

Rebounds

Season: 1 3x, last vs. New Mexico State, 12/23/17
Career: 3 at North Florida, 11/16/17
ACC: 1 vs. North Carolina, 3/9/17

Assists

Season: -
Career: -
ACC: -

Steals

Season: -
Career: -
ACC: -

Blocked Shots

Season: -
Career: -
ACC: -

Field Goals

Season: 2 Navy, 11/12/17
Career: 2 at North Florida, 11/16/16
ACC: 1 vs. North Carolina, 3/9/17

Field-Goal Attempts

Season: 3 Navy, 11/12/17
Career: 4 Western Carolina, 11/11/16
ACC: 3 vs. North Carolina, 3/9/17

Free Throws

Season: -
Career: 3 Western Carolina, 11/11/16
ACC: 1 at Wake Forest, 1/18/17

Free-Throw Attempts

Season: 1 2x, last vs. Princeton, 12/2/17
Career: 6 Western Carolina, 11/11/16
ACC: 2 at Wake Forest, 1/18/17

3-Point Field Goals

Season: -
Career: -
ACC: -

3-Point Field-Goal Attempts

Season: -
Career: -
ACC: -

Minutes

Season: 6 2x, last vs. New Mexico State, 12/23/17
Career: 11 at North Florida, 11/16/16
ACC: 8 vs. North Carolina, 3/9/17

2016-17

Opponent	P	R	A
WCU	5	2	0
at North Florida	4	3	0
Penn	2	0	0
vs Florida	0	0	0
Rutgers	0	0	0
SC State	0	2	0
FAU	0	0	0
NC State	0	0	0
at Syracuse	0	0	0
at Pittsburgh	0	0	0
at Wake Forest	1	0	0
Florida State	0	0	0
at Louisville	0	0	0
vs North Carolina	2	1	0
vs Michigan St.	0	1	0

CAREER STATISTICS										3-Point			Free Throws			Rebounds				Scoring					
Season	GP	GS	Min.	Avg.	FG	FGA	Pct.	FG	FGA	Pct.	FT	FTA	Pct.	Off.	Def.	Tot.	Avg.	PF	FO	Ast.	TO	Blk	Stl	Pts.	Avg.
2016-17	15	0	57	3.8	5	11	.455	0	0	.000	4	9	.444	4	5	9	0.6	6	0	0	1	1	0	14	0.9
2017-18	7	0	28	4.0	5	7	.714	0	0	.000	0	5	.000	0	3	3	0.4	4	0	0	2	0	0	10	1.4
TOTAL	22	0	85	3.9	10	18	.556	0	0	.000	4	14	.286	4	8	12	0.5	10	0	0	3	1	0	24	1.1



0 JA'QUAN NEWTON

Sr. • 6-3 • 191 • Guard
Philadelphia, Pa.
Neumann-Goretti HS

CAREER

- Leads team with 107 career games played (44 starts)
- Needs 16 points to become 38th Hurricane to reach 1,000 career points

2017-18 HIGHLIGHTS

- Scored in double figures in each of Miami's first three contests and five of nine overall
- Recorded 15 points and four assists in win over FAMU (11/16)
- Scored a dozen points and matched a career high with nine assists in win at No. 12 Minnesota (11/29)
- Scored season-high 16 points in win at Hawaii'i (12/23)
- Averaged 10.0 points per game in three games at Diamond Head Classic
- Recorded nine points and six assists against Middle Tennessee (12/25)

SEASON/CAREER HIGHS

Points

Season: 16 at Hawaii'i, 12/23/17
 Career: 23 Boston College, 1/25/17
 ACC: 23 Boston College, 1/25/17

Rebounds

Season: 6 Boston University, 12/5/17
 Career: 9 Columbia, 12/28/16
 ACC: 7 North Carolina, 1/28/17

Assists

Season: 9 at Minnesota, 11/29/17
 Career: 9 2x, last at Minnesota, 11/29/17
 ACC: 7 2x, last at Wake, 1/18/17

Steals

Season: 3 2x, last vs. Boston U., 12/5/17
 Career: 4 2x, last at NC State, 1/30/16
 ACC: 4 at NC State, 1/30/16

Blocked Shots

Season: -
 Career: 1 9x, last vs. Va Tech, 3/10/16
 ACC: 1 3x, last vs. Virginia, 2/22/16

Field Goals

Season: 6 3x, last at Hawaii'i, 12/23/17
 Career: 9 vs. Iowa State, 11/25/16
 ACC: 8 Boston College, 1/25/17

Field-Goal Attempts

Season: 12 at Minnesota, 11/29/17
 Career: 16 2x, last vs. Notre Dame, 1/12/17
 ACC: 16 Notre Dame, 1/12/17

Free Throws

Season: 5 Florida A&M, 11/16/17
 Career: 9 2x, last vs. Virginia, 3/11/16
 ACC: 7 2x, last vs. BC, 1/25/17

Free-Throw Attempts

Season: 8 Gardner-Webb, 11/10/17
 Career: 11 vs. Virginia, 3/11/16
 ACC: 10 2x, last vs. NC State, 12/31/16

3-Point Field Goals

Season: 1 2x, last vs. Navy, 11/12/17
 Career: 3 Columbia, 12/28/16
 ACC: 2 2x, last at Louisville, 2/11/17

3-Point Field-Goal Attempts

Season: 3 Navy, 11/12/17
 Career: 5 Columbia, 12/28/16
 ACC: 3 3x, last at Louisville, 2/11/17

Minutes

Season: 36 Boston University, 12/5/17
 Career: 38 2x, last vs. Florida, 11/27/16
 ACC: 36 Notre Dame, 1/12/17

2017-18 GAME-BY-GAME

	GS	Min	FG	Pct	3FG	Pct	FT	Pct	O-D-T	Avg	PF	FO	A	TO	Blk	Stl	Pts	Avg
Gard-Webb	* 28	4-6	.667	1-2	.500	4-8	.500	0-0-0	0.0	1	0	1	0	0	0	13	13.0	
Navy	* 26	6-10	.600	1-3	.333	1-1	1.000	0-3-3	1.5	1	0	1	4	0	1	14	13.5	
Florida A&M	* 26	5-9	.556	0-2	.000	5-7	.714	1-2-3	2.0	2	0	4	4	0	1	15	14.0	
vs. La Salle	* 30	1-9	.111	0-1	.000	2-3	.667	0-3-3	2.3	1	0	0	1	0	2	4	11.5	
N. Florida	* 26	5-8	.625	0-0	.000	2-2	1.000	0-1-1	2.0	1	0	3	4	0	0	12	11.6	
at Minnesota	* 32	6-12	.500	0-1	.000	0-2	.000	0-3-3	2.2	0	0	9	1	1	2	12	11.7	
vs. Princeton	* 26	2-9	.222	0-2	.000	0-0	.000	0-2-2	2.1	1	0	5	0	0	3	4	10.6	
Boston U.	* 36	4-7	.571	0-0	.000	1-2	.500	0-6-6	2.6	1	0	1	3	2	3	9	10.4	
at GW	* 30	4-9	.444	0-0	.000	0-0	.000	0-4-4	2.8	2	0	3	1	0	1	8	10.1	
at Hawaii'i	* 31	6-11	.545	0-1	.000	4-5	.800	0-2-2	2.7	1	0	2	2	0	0	16	10.7	
vs NMSU	* 27	2-8	.250	0-1	.000	1-1	1.000	1-2-3	2.7	1	0	0	2	0	0	5	10.2	
vs MTSU	* 28	4-7	.571	0-1	.000	1-4	.250	0-1-1	2.6	3	0	6	1	0	1	9	10.1	
at Pitt																		
at Ga. Tech																		
FSU																		
at Clemson																		
Duke																		
at NC State																		
Louisville																		
at FSU																		
Pittsburgh																		
at Va. Tech																		
Wake Forest																		
at BC																		
Virginia																		
Syracuse																		
at ND																		
BC																		
at UNC																		
Va. Tech																		

	2016-17					2015-16					2014-15						
Opponent	P	R	A	P	R	A	Opponent	P	R	A	P	R	A	Opponent	P	R	A
WCU	13	4	2				UTRGV	11	2	1	Howard	8	0	0			
at N. Florida	16	3	7				Louisiana	11	0	5	at Florida	5	1	3			
Penn	18	4	3				Mississippi St.	15	2	5	vs Drexel	7	1	3			
vs Stanford	20	2	2				vs Utah	5	1	1	vs Akron	4	0	1			
vs Iowa State	21	2	3				vs Butler	17	1	3	vs Charlotte	3	3	3			
vs Florida	15	3	1				Northeastern	13	2	1	at Charlotte	0	0	0			
Rutgers	11	6	3				at Nebraska	10	2	2	S. Alabama	5	1	0			
vs Wofford	15	2	9				Charlotte	14	4	6	Illinois	0	2	1			
SC State	11	1	5				Florida	3	1	3	Green Bay	0	0	0			
FAU	8	6	6				Charleston	20	7	2	Savannah St.	2	0	0			
GW	14	2	5				at La Salle	10	2	3	E. Kentucky	2	2	3			
Columbia	22	9	4				Princeton	13	4	4	vs Providence	3	0	1			
NC State	21	4	1				Syracuse	14	4	2	Charleston	6	0	0			
at Syracuse	8	4	7				Florida State	13	1	4	Virginia	0	1	1			
Notre Dame	14	3	1				at Virginia	6	5	1	at Duke	4	2	3			
at Pittsburgh	14	3	5				at Clemson	8	4	1	at Notre Dame	16	2	5			
at Wake Forest	9	3	7				at BC	12	4	2	NC State	0	0	1			
at Duke	13	3	1				Wake Forest	18	1	1	at Syracuse	3	0	0			
Boston College	23	5	2				Duke	15	5	5	Georgia Tech	3	0	0			
North Carolina	18	7	3				at NC State	10	2	2	at Florida State	2	0	1			
Florida State	12	3	2				Notre Dame	12	1	2	Louisville	3	1	1			
at NC State	13	3	5				at Ga Tech	14	4	2	Clemson	1	1	1			
Virginia Tech	16	4	1				Pittsburgh	3	1	1	at Wake Forest	5	0	2			
at Louisville	15	5	2				at Florida St.	7	4	2	at BC	0	0	0			
Duke	7	5	0				at UNC	3	1	1	Virginia Tech	8	4	3			
at Va Tech	2	0	4				Virginia	6	1	2	at Va. Tech	8	4	3			
vs Florida St.	5	2	1				vs Va Tech	10	2	4	vs Va. Tech	0	3	0			
vs Syracuse	11	4	6				vs Virginia	19	1	3	vs Va. Tech	0	3	0			
vs UNC	3	1	1				at Buffalo	10	2	2	vs Notre Dame	0	0	0			
vs Michigan St.	16	2	2				vs Wichita St.	2	0	1	Alabama	1	1	2			
							vs Villanova	0	0	2	at Richmond	11	5	2			
											vs Temple	9	4	2			
											vs Stanford	10	5	2			

CAREER STATISTICS

Season	GP	GS	Min.	Avg.	FG	FGA	Pct.	3-Point FG	3-Point FGA	3-Point Pct.	Free Throws FT	Free Throws FTA	Free Throws Pct.	Off.	Rebounds Def.	Rebounds Tot.	Avg.	PF	FO	Ast.	TO	Blk	Stl	Pts.	Avg.
2014-15	34	3	459	13.5	45	111	.405	4	10	.400	41	64	.641	8	35	43	1.3	34	0	47	39	4	8	135	4.0
2015-16	31	1	703	22.7	105	228	.461	9	26	.346	105	143	.734	16	55	71	2.3	48	0	76	66	5	27	324	10.5
2016-17	30	28	942	31.4	150	332	.452	11	40	.275	93	133	.699	18	87	105	3.5	49	0	101	98	1	34	404	13.5
2017-18	12	12	346	28.8	49	105	.467	2	14	.143	21	35	.600	2	29	31	2.6	15	0	35	23	3	14	121	10.1
TOTAL	107	44	2450	22.9	349	776	.450	26	90	.289	260	375	.693	44	206	250	2.3	146	0	259	226	13	83	984	9.2



5 MIKE ROBINSON

Sr. • 5-10 • 170 • Guard

New Britain, Conn.

New Britain HS

2017-18 HIGHLIGHTS

- Has played in five games
- Scored first field goal since 2015-16 season with his 3-pointer in season opener against Gardner-Webb (11/10)

2017-18 GAME-BY-GAME

	GS	Min	FG	Pct	3FG	Pct	FT	Pct	O-D-T	Avg	PF	FO	A	TO	Blk	Stl	Pts	Avg
Gardner-Webb	1	1-1	1.00	1-1	1.000	0-0	.000	0-0-0	0.0	0	0	0	0	0	0	0	3	3.0
Navy	3	0-0	.000	0-0	.000	0-0	.000	0-0-0	0.0	0	0	0	0	0	0	0	0	1.5
Florida A&M vs. La Salle	2	0-0	.000	0-0	.000	0-0	.000	0-0-0	0.0	0	0	0	0	0	0	0	0	1.0
North Florida at Minnesota	1	0-0	.000	0-0	.000	0-0	.000	0-0-0	0.0	0	0	0	0	0	0	0	0	0.8
vs. Princeton	3	0-1	.000	0-0	.000	0-0	.000	0-0-0	0.0	0	0	1	0	0	0	0	0	0.6
Boston University at George Washington	DNP																	
at Hawai'i	DNP																	
vs. New Mexico State	DNP																	
vs. Middle Tennessee at Pittsburgh	DNP																	
at Georgia Tech																		
Florida State at Clemson																		
Duke at NC State																		
Louisville at Florida State																		
Pittsburgh at Virginia Tech																		
Wake Forest at Boston College																		
Virginia Syracuse																		
at Notre Dame																		
Boston College at North Carolina																		
Virginia Tech																		

SEASON/CAREER HIGHS

Points

Season: 3 Gardner-Webb, 11/10/17
 Career: 6 vs. Utah, 11/20/15
 ACC: 2 at North Carolina, 2/20/16

Rebounds

Season: -
 Career: 1 2x, last vs. S. Carolina St., 12/6/16
 ACC: -

Assists

Season: 1 Princeton, 12/2/17
 Career: 1 Princeton, 12/2/17
 ACC: -

Steals

Season: -
 Career: 1 Western Carolina, 11/11/16
 ACC: -

Blocked Shots

Season: -
 Career: -
 ACC: -

Field Goals

Season: 1 Gardner-Webb, 11/10/17
 Career: 2 vs. Utah, 11/20/15
 ACC: 1 at North Carolina, 2/20/16

Field-Goal Attempts

Season: 1 2x, last vs. Princeton, 12/2/17
 Career: 2 5x, last vs. S. Carolina St., 12/6/16
 ACC: 1 2x, last vs. North Carolina, 3/9/17

Free Throws

Season: -
 Career: 1 vs. South Carolina St., 12/6/16
 ACC: -

Free-Throw Attempts

Season: -
 Career: 2 vs. South Carolina St., 12/6/16
 ACC: -

3-Point Field Goals

Season: 1 Gardner-Webb, 11/10/17
 Career: 2 vs. Utah, 11/20/15
 ACC: -

3-Point Field-Goal Attempts


Season: 1 Florida A&M, 11/10/17
 Career: 2 4x, last at North Florida, 11/16/16
 ACC: 1 2x, last vs. North Carolina, 3/9/17

Minutes

Season: 3 2x, last vs. Princeton, 12/2/17
 Career: 5 vs. Western Carolina, 11/11/16
 ACC: 2 3x, last vs. North Carolina, 3/9/17

CAREER STATISTICS

Season	GP	GS	Min.	Avg.	FG			3-Point			Free Throws			Rebounds				Scoring							
					FGA	Pct.	FG	FGA	Pct.	FT	FTA	Pct.	Off.	Def.	Tot.	Avg.	PF	FO	Ast.	TO	Blk	Stl	Pts.	Avg.	
2015-16	9	0	14	1.6	5	9	.556	4	7	.571	0	0	.000	0	1	1	0.1	3	0	0	0	0	0	14	1.6
2016-17	9	0	19	2.1	0	5	.000	0	4	.000	1	2	.500	1	0	1	0.1	2	0	0	1	0	1	1	0.1
2017-18	5	0	10	2.0	1	2	.500	1	1	1.000	0	0	.000	0	0	0	0.0	0	0	1	0	0	0	3	0.6
TOTAL	23	0	43	1.9	6	16	.375	5	12	.417	1	2	.500	1	1	2	0.1	5	0	1	1	0	1	18	0.8



35 CHRIS STOWELL

Sr. • 6-6 • 208 • Forward
Exeter, N.H.
Exeter

2017-18 HIGHLIGHTS

- Has played in five games
- Already has accepted job after graduation with Citi in New York City, doing Treasury and Trade Solutions
- Was named to Omicron Delta Kappa (ODK) National Leadership Society in Spring 2017

2017-18 GAME-BY-GAME

	GS	Min	FG	Pct	3FG	Pct	FT	Pct	O-D-T	Avg	PF	FO	A	TO	Blk	Stl	Pts	Avg
Gardner-Webb	1		0-0	.000	0-0	.000	0-0	.000	0-0-0	0.0	0	0	0	0	0	0	0	0.0
Navy	3		0-0	.000	0-0	.000	0-0	.000	0-1-1	0.5	0	0	0	0	0	0	0	0.0
Florida A&M vs. La Salle	2		0-1	.000	0-1	.000	0-0	.000	0-0-0	0.3	0	0	0	0	0	0	0	0.0
North Florida	1		0-0	.000	0-0	.000	0-0	.000	0-0-0	0.3	0	0	0	0	0	0	0	0.0
at Minnesota	DNP																	
vs. Princeton	2		0-0	.000	0-0	.000	0-0	.000	0-0-0	0.2	0	0	0	0	0	0	0	0.0
Boston University	DNP																	
at George Washington	DNP																	
at Hawai'i	DNP																	
vs. New Mexico State	DNP																	
vs. Middle Tennessee	DNP																	
at Pittsburgh																		
at Georgia Tech																		
Florida State																		
at Clemson																		
Duke																		
at NC State																		
Louisville																		
at Florida State																		
Pittsburgh																		
at Virginia Tech																		
Wake Forest																		
at Boston College																		
Virginia																		
Syracuse																		
at Notre Dame																		
Boston College																		
at North Carolina																		
Virginia Tech																		

SEASON/CAREER HIGHS

Points

Season: -
Career: -
ACC: -

Rebounds

Season: -
Career: 2 South Carolina State, 12/6/16
ACC: -

Assists

Season: -
Career: 1 Howard, 11/14/14
ACC: -

Steals

Season: -
Career: -
ACC: -

Blocked Shots

Season: -
Career: 1 at North Carolina, 2/20/16
ACC: 1 at North Carolina, 2/20/16

Field Goals

Season: -
Career: -
ACC: -

Field-Goal Attempts

Season: 1 Florida A&M, 11/16/17
Career: 1 4x, last vs. Florida A&M, 11/16/17
ACC: -

Free Throws

Season: -
Career: -
ACC: -

Free-Throw Attempts

Season: -
Career: -
ACC: -

3-Point Field Goals

Season: -
Career: -
ACC: -

3-Point Field-Goal Attempts


Season: 1 Florida A&M, 11/16/17
Career: 1 3x, last vs. Florida A&M, 11/16/16
ACC: -

Minutes

Season: 3 Navy, 11/12/17
Career: 3 4x, last vs. Navy, 11/12/17
ACC: 1 4x, last at Virginia Tech, 3/5/16

CAREER STATISTICS

Season	GP	GS	Min.	Avg.	3-Point			Free Throws			Rebounds			Scoring				
					FG	FGA	Pct.	FT	FTA	Pct.	Off.	Def.	Tot.	Avg.	Pts.	Avg.		
2014-15	4	0	6	1.5	0	1	.000	0	0	.000	0	0	0	0	0	0	0.0	
2015-16	9	0	13	1.4	0	1	.000	0	0	.000	0	0	3	3	0.3	1	0	0.0
2016-17	6	0	10	1.7	0	1	.000	0	0	.000	0	0	2	2	0.3	0	0	0.0
2017-18	5	0	9	1.8	0	1	.000	0	0	.000	0	0	1	1	0.2	0	0	0.0
TOTAL	24	0	38	1.6	0	4	.000	0	3	.000	0	0	6	6	0.3	2	0	0.0



1 DEJAN (DJ) VASILJEVIC

So. • 6-3 • 203 • Guard
Melbourne, Australia
Australian Institute of Sport

2017-18 HIGHLIGHTS

- Leads team in 3-point field goals (30); ranks sixth in ACC in 3-point field goals (2.5/game) and 10th in 3-point field goal percentage (42.3%)
- Made first college start in 2017-18 season opener against Gardner-Webb after coming off bench in all 33 games last year
- After tough shooting night in opener, bounced back to score 16 points against Navy and 15 against Florida A&M
- Hit 3-of-5 from 3-point range and scored 11 points in win at No. 12 Minnesota (11/29)
- Scored career-high 20 points and hit 5-of-7 3-pointers in win over Princeton (12/2)
- Recorded 15 points and hit 3-of-6 3-pointers in win over Boston U. (12/5)
- Averaged 11.3 points and 4.3 rebounds in three games at Diamond Head Classic

2017-18 GAME-BY-GAME

	GS	Min	FG	Pct	3FG	Pct	FT	Pct	O-D-T	Avg	PF	FO	A	TO	Blk	Stl	Pts	Avg
Gard-Webb	*	30	2-12	.167	1-10	.100	2-2	1.000	0-2-2	2.0	1	0	0	0	0	0	7	7.0
Navy	*	20	5-10	.500	4-8	.500	2-2	1.000	0-3-3	2.5	2	0	0	0	0	2	16	11.5
Florida A&M	*	31	6-10	.600	3-6	.500	0-0	.000	0-4-4	3.0	2	0	2	0	1	1	15	12.7
vs. La Salle	*	25	3-9	.333	2-4	.500	0-0	.000	1-0-1	2.5	0	0	0	1	0	0	8	11.5
N. Florida	*	22	1-6	.167	0-4	.000	0-0	.000	0-2-2	2.4	0	0	0	0	0	0	2	9.6
at Minnesota	*	18	4-6	.667	3-5	.600	0-0	.000	0-2-2	2.3	3	0	0	0	0	0	11	9.8
vs. Princeton	*	29	7-9	.778	5-7	.714	1-1	1.000	0-3-3	2.4	4	0	1	1	0	0	20	11.3
Boston U.	*	35	6-10	.600	3-6	.500	0-1	.000	0-5-5	2.8	2	0	0	1	1	1	15	11.8
at GW	*	17	3-8	.375	2-6	.333	2-2	1.000	0-1-1	2.6	0	0	0	1	0	0	10	11.6
at Hawai'i	*	27	2-7	.286	2-3	.667	0-0	.000	1-2-3	2.6	1	0	0	0	0	1	6	11.0
vs NMSU	*	33	6-11	.545	2-6	.333	1-1	1.000	0-5-5	2.8	2	0	1	1	0	0	15	11.4
vs MTSU	*	31	4-7	.571	3-6	.500	2-2	1.000	2-3-5	3.0	4	0	1	1	0	1	13	11.5
at Pittsburgh																		
at Ga Tech																		
FSU																		
at Clemson																		
Duke																		
at NC State																		
Louisville																		
at FSU																		
Pittsburgh																		
at Va Tech																		
Wake Forest																		
at BC																		
Virginia																		
Syracuse																		
at ND																		
BC																		
at UNC																		
Va Tech																		

2016-17

Opponent	P	R	A
WCU	11	2	2
at North Florida	13	1	0
Penn	11	0	1
vs Stanford	3	1	1
vs Iowa State	5	0	0
vs Florida	0	0	0
Rutgers	3	1	1
vs Wofford	6	2	0
SC State	17	2	2
FAU	2	2	0
GW	6	3	0
Columbia	3	1	1
NC State	3	2	0
at Syracuse	18	0	0
Notre Dame	3	0	1
at Pittsburgh	6	2	1
at Wake Forest	3	0	0
at Duke	0	1	0
Boston College	3	1	0
North Carolina	3	1	0
Florida State	3	1	0
at NC State	0	1	0
Virginia Tech	5	1	0
at Louisville	3	0	0
Georgia Tech	13	2	1
Clemson	5	3	1
at Virginia	10	4	0
Duke	0	2	0
at Virginia Tech	9	1	0
vs Florida State	9	3	0
vs Syracuse	13	1	1
vs North Carolina	6	1	1
vs Michigan St.	2	2	1

SEASON/CAREER HIGHS

Points

Season: 20 Princeton, 12/2/17
Career: 20 Princeton, 12/2/17
ACC: 18 at Syracuse, 1/4/17

Rebounds

Season: 5 3x, last vs. MTSU, 12/25/17
Career: 5 3x, last vs. MTSU, 12/25/17
ACC: 4 at Virginia, 2/20/17

Assists

Season: 2 Florida A&M, 11/16/17
Career: 2 3x, last vs. Florida A&M, 11/16/17
ACC: 1 4x, last vs. Clemson, 2/18/17

Steals

Season: 2 Navy, 11/12/17
Career: 2 Navy, 11/12/17
ACC: 1 6x, last vs. Clemson, 2/18/17

Blocked Shots

Season: 1 2x, last vs. Boston U., 12/5/17
Career: 1 3x, last vs. Boston U., 12/5/17
ACC: -

Field Goals

Season: 7 Princeton, 12/2/17
Career: 7 Princeton, 12/2/17
ACC: 6 at Syracuse, 1/4/17

Field-Goal Attempts

Season: 12 Gardner-Webb, 11/10/17
Career: 13 vs. South Carolina State, 12/6/16
ACC: 12 at Syracuse, 1/4/17

Free Throws

Season: 2 4x, last vs. MTSU, 12/25/17
Career: 3 Rutgers, 11/30/16
ACC: 2 2x, last at Virginia, 2/20/17

Free-Throw Attempts

Season: 2 4x, last vs. MTSU, 12/25/17
Career: 3 Rutgers, 11/30/16
ACC: 2 5x, last at Florida State, 3/4/17

3-Point Field Goals

Season: 5 Princeton, 12/2/17
Career: 6 at Syracuse, 1/4/17
ACC: 6 at Syracuse, 1/4/17

3-Point Field-Goal Attempts

Season: 10 Florida A&M, 11/10/17
Career: 12 at Syracuse, 1/4/17
ACC: 12 at Syracuse, 1/4/17

Minutes

Season: 35 Boston University, 12/5/17
Career: 35 Boston University, 12/5/17
ACC: 29 at Virginia, 2/20/17

CAREER STATISTICS

Season	GP	GS	Min.	Avg.	3-Point			Free Throws			Rebounds				Scoring										
					FG	FGA	Pct.	FT	FTA	Pct.	Off.	Def.	Tot.	Avg.	PF	FO	Ast.	TO	Blk	Stl	Pts.	Avg.			
2016-17	33	0	577	17.5	65	182	.357	51	146	.349	16	20	.800	5	39	44	1.3	31	0	15	13	1	11	197	6.0
2017-18	12	12	318	26.5	49	105	.467	30	71	.423	10	11	.909	4	32	36	3.0	21	0	5	6	2	6	138	11.5
TOTAL	45	12	895	19.9	114	287	.397	81	217	.373	26	31	.839	9	71	80	1.8	52	0	20	19	3	17	335	7.4



21 SAM WAARDENBURG

R-Fr. • 6-10 • 217 • Forward
Henderson, New Zealand
Rangitoto College

2017-18 HIGHLIGHTS

- Has played in six games off bench
- Did not play in first three games (back)
- Made solid Miami debut with seven points and two rebounds in 12 minutes of action vs. La Salle (11/22)
- Scored nine points and added six rebounds against North Florida (11/25)

2017-18 GAME-BY-GAME

	GS	Min	FG	Pct	3FG	Pct	FT	Pct	O-D-T	Avg	PF	FO	A	TO	Blk	Stl	Pts	Avg
Gardner-Webb																		
Navy																		
Florida A&M																		
vs. La Salle	13	3-6	.500	1-1	1.000	0-0	.000	1-1-2	2.0	0	0	0	0	0	0	0	7	7.0
North Florida	16	4-9	.444	1-2	.500	0-0	.000	4-2-6	4.0	3	0	1	1	1	1	1	9	8.0
at Minnesota	10	0-2	.000	0-1	.000	0-0	.000	1-0-1	3.0	1	0	0	2	0	0	0	0	5.3
vs. Princeton	8	0-2	.000	0-1	.000	0-0	.000	1-3-4	3.3	1	0	0	0	0	0	0	0	4.0
Boston University	9	0-1	.000	0-1	.000	0-0	.000	2-0-2	3.0	0	0	0	1	0	0	0	0	3.2
at George Washington																		
at Hawai'i																		
vs. New Mexico State	3	0-1	.000	0-0	.000	0-0	.000	0-0-0	2.5	0	0	0	1	0	0	0	0	2.7
vs. Middle Tennessee																		
at Pittsburgh																		
at Georgia Tech																		
Florida State																		
at Clemson																		
Duke																		
at NC State																		
Louisville																		
at Florida State																		
Pittsburgh																		
at Virginia Tech																		
Wake Forest																		
at Boston College																		
Virginia																		
Syracuse																		
at Notre Dame																		
Boston College																		
at North Carolina																		
Virginia Tech																		

CAREER HIGHS

Points

Career: 9 North Florida, 11/25/17
ACC:

Rebounds

Career: 6 North Florida, 11/25/17
ACC:

Assists

Career: 1 North Florida, 11/25/17
ACC:

Steals

Career: 1 North Florida, 11/25/17
ACC:

Blocked Shots

Career: 1 North Florida, 11/25/17
ACC:

Field Goals

Career: 4 North Florida, 11/25/17
ACC:

Field-Goal Attempts

Career: 9 North Florida, 11/25/17
ACC:

Free Throws

Career: 1 North Florida, 11/25/17
ACC:

Free-Throw Attempts

Career: 2 North Florida, 11/25/17
ACC:

3-Point Field Goals

Career: 1 2x, last vs. North Florida, 11/25/17
ACC:

3-Point Field-Goal Attempts

Career: 2 North Florida, 11/25/17
ACC:

Minutes

Career: 16 North Florida, 11/25/17
ACC:

CAREER STATISTICS

Season	GP	GS	Min.	Avg.	3-Point			Free Throws			Rebounds				Scoring										
					FG	FGA	Pct.	FT	FTA	Pct.	Off.	Def.	Tot.	Avg.	PF	FO	Ast.	TO	Blk	Stl	Pts.	Avg.			
2017-18	6	0	59	9.8	7	21	.333	2	6	.333	0	0	.000	9	6	15	2.5	5	0	1	5	1	1	16	2.7



4 LONNIE WALKER IV

Fr. • 6-5 • 204 • Guard
Reading, Pa.
Reading HS

2017 McDonald's All-American

2017-18 HIGHLIGHTS

- Scored 10 points and added five assists in college debut (11/10/17)
- Left Florida A&M game in first half with left ankle injury
- Scored five points in homecoming game in Reading, Pa., against La Salle (11/22)
- Recorded 12 points and five rebounds against Princeton (12/2)
- Made first start against Boston U. (12/5) and had big game, recording career highs in points (26), rebounds (7) and minutes (28); was 9-for-15 from field, including 5-for-7 from 3-point range
- Named ACC Rookie of Week after BU performance (12/11)
- Scored 13 points and grabbed five rebounds at GW (12/16)
- Left Middle Tennessee game in first half with injury (held out in second half for precautionary reasons)

2017-18 GAME-BY-GAME

	GS	Min	FG	Pct	3FG	Pct	FT	Pct	O-D-T	Avg	PF	FO	A	TO	Blk	Stl	Pts	Avg
Gardner-Webb	25	4-5	.800	2-3	.667	0-0	.000	1-1-2	2.0	0	0	5	2	0	0	10	10.0	
Navy	24	3-7	.429	1-5	.200	1-1	1.000	0-2-2	2.0	0	0	1	0	1	1	8	9.0	
Florida A&M	10	2-4	.500	1-2	.500	0-0	.000	0-2-2	2.0	0	0	0	0	0	1	5	7.7	
vs. La Salle	27	2-8	.250	0-4	.000	1-2	.500	1-1-2	2.0	0	0	2	0	0	2	5	7.0	
North Florida	22	2-5	.400	0-1	.000	3-4	.750	0-1-1	1.8	3	0	1	0	0	1	7	7.0	
at Minnesota	19	2-8	.250	1-5	.200	1-2	.500	0-2-2	1.8	1	0	1	0	0	1	6	6.8	
vs. Princeton	20	4-7	.571	3-4	.750	1-2	.500	0-5-5	2.3	0	0	1	2	1	0	12	7.6	
Boston University	* 28	9-15	.600	5-7	.714	3-3	1.000	0-7-7	2.9	2	0	2	4	0	0	26	9.9	
at George Washington	27	6-14	.429	1-7	.143	0-2	.000	2-3-5	3.1	3	0	3	1	1	1	13	10.2	
at Hawai'i	22	3-5	.600	1-3	.333	1-1	1.000	0-1-1	2.9	1	0	1	2	0	2	8	10.0	
vs New Mexico State	18	0-5	.000	0-1	.000	2-3	.667	2-2-4	3.0	3	0	0	0	0	0	2	9.3	
vs Middle Tennessee	5	0-1	.000	0-1	.000	0-0	.000	0-0-0	2.8	0	0	0	1	0	0	0	8.5	
at Pittsburgh																		
at Georgia Tech																		
Florida State																		
at Clemson																		
Duke																		
at NC State																		
Louisville																		
at Florida State																		
Pittsburgh																		
at Virginia Tech																		
Wake Forest																		
at Boston College																		
Virginia																		
Syracuse																		
at Notre Dame																		
Boston College																		
at North Carolina																		
Virginia Tech																		

CAREER HIGHS

Points

Career: 26 Boston University, 12/5/17
ACC: -

Rebounds

Career: 7 Boston University, 12/5/17
ACC: -

Assists

Career: 5 Gardner-Webb, 11/10/17
ACC: -

Steals

Career: 2 2x, last at Hawai'i, 12/23/17
ACC: -

Blocked Shots

Career: 1 3x, last at GW, 12/16/17
ACC: -

Field Goals

Career: 9 Boston University, 12/5/17
ACC: -

Field-Goal Attempts

Career: 15 Boston University, 12/5/17
ACC: -

Free Throws

Career: 3 3x, last vs. Boston U., 12/5/17
ACC: -

Free-Throw Attempts

Career: 4 2x, last vs. Princeton, 12/2/17
ACC: -

3-Point Field Goals

Career: 5 Boston University, 12/5/17
ACC: -

3-Point Field-Goal Attempts

Career: 7 Boston University, 12/5/17
ACC: -

Minutes

Career: 28 Boston University, 12/5/17
ACC: -

CAREER STATISTICS

Season	GP	GS	Min.	Avg.	3-Point			Free Throws			Rebounds			Scoring											
					FG	FGA	Pct.	FT	FTA	Pct.	Off.	Def.	Tot.	Avg.	PF	FO	Ast.	TO	Blk	Stl	Pts.	Avg.			
2017-18	12	1	247	20.6	37	84	.440	15	43	.349	13	20	.650	6	27	33	2.8	13	0	17	12	3	9	102	8.5



2017-18 MIAMI BASKETBALL ROSTER

NUMERICAL ROSTER

No.	Name	Yr.	Pos.	Ht.	Wt.	Hometown/Previous School
0	Ja'Quan Newton	Sr.	G	6-3	191	Philadelphia, Pa. / Neumann-Goretti HS
1	Dejan Vasiljevic	So.	G	6-3	203	Melbourne, Australia / Australian Institute of Sport
2	Chris Lykes	Fr.	G	5-7	161	Mitchellville, Md. / Gonzaga College HS
3	Anthony Lawrence II	Jr.	G	6-7	210	St. Petersburg, Fla. / Lakewood Senior HS
4	Lonnie Walker IV	Fr.	G	6-5	204	Reading, Pa. / Reading HS
5	Mike Robinson	Sr.	G	5-10	170	New Britain, Conn. / New Britain HS
10	Miles Wilson [^]	So.	G	6-5	198	Baltimore, Md. / Mount St. Mary's
11	Bruce Brown Jr.	So.	G	6-5	205	Boston, Mass. / Vermont Academy
14	Rodney Miller Jr.	So.	C	7-0	255	Laurelton, N.Y. / Oak Hill Academy
15	Ebuka Izundu	Jr.	C	6-10	235	Charlotte, N.C. / Victory Christian Center / Nigeria
20	Dewan Huell	So.	F	6-11	236	Miami, Fla. / Miami Norland HS
21	Sam Waardenburg	R-Fr.	F	6-10	217	Henderson, New Zealand / Rangitoto College
22	Deng Gak	Fr.	F	6-10	195	Sydney, Australia / Blair Academy (N.J.)
35	Chris Stowell	Sr.	F	6-6	208	Exeter, N.H. / Tilton School (N.H.) / Exeter HS

ALPHABETICAL ROSTER

No.	Name	Yr.	Pos.	Ht.	Wt.	Hometown/Previous School
11	Bruce Brown Jr.	So.	G	6-5	205	Boston, Mass. / Vermont Academy
22	Deng Gak	Fr.	F	6-10	195	Sydney, Australia / Blair Academy (N.J.)
20	Dewan Huell	So.	F	6-11	236	Miami, Fla. / Miami Norland HS
15	Ebuka Izundu	Jr.	C	6-10	235	Charlotte, N.C. / Victory Christian Center / Nigeria
3	Anthony Lawrence II	Jr.	G	6-7	210	St. Petersburg, Fla. / Lakewood Senior HS
2	Chris Lykes	Fr.	G	5-7	161	Mitchellville, Md. / Gonzaga College HS
14	Rodney Miller Jr.	So.	C	7-0	255	Laurelton, N.Y. / Oak Hill Academy
0	Ja'Quan Newton	Sr.	G	6-3	191	Philadelphia, Pa. / Neumann-Goretti HS
5	Mike Robinson	Sr.	G	5-10	170	New Britain, Conn. / New Britain HS
35	Chris Stowell	Sr.	F	6-6	208	Exeter, N.H. / Tilton School (N.H.) / Exeter HS
1	Dejan Vasiljevic	So.	G	6-3	203	Melbourne, Australia / Australian Institute of Sport
21	Sam Waardenburg	R-Fr.	F	6-10	217	Henderson, New Zealand / Rangitoto College
4	Lonnie Walker IV	Fr.	G	6-5	204	Reading, Pa. / Reading HS
10	Miles Wilson [^]	So.	G	6-5	198	Baltimore, Md. / Mount St. Mary's

[^] sitting out 2017-18 season per NCAA transfer regulations

Head Coach: Jim Larrañaga, Providence '71, seventh season

Associate Head Coach: Chris Caputo, Westfield State (Mass.) '02

Assistant Coach: Jamal Brunt, Randolph-Macon '03

Assistant Coach: Adam Fisher, Penn State '06, '09

Director of Operations: Lamont Franklin, UNC Wilmington '97

Strength & Conditioning Coach: Steve Felde, Concordia University (Wis.) '03

Associate Athletic Trainer: Javier Jimenez, Temple '06

Associate Director of Operations: Jeff Dyer, Delaware '14

Player Development Assistant: Chaison Allen, Northeastern '11

PRONUNCIATION GUIDE

Dewan Huell	Duh-WAHN HUE-ull
Ebuka Izundu	ee-BOO-kuh ee-ZOON-du
Ja'Quan Newton	Juh-QUAN
Chris Stowell	Stole
Dejan Vasiljevic	DAY-on Vass-EEI-uh-vitch
HC Jim Larrañaga	LARE-uh-NAY-guh
AC Chris Caputo	Cuh-POO-toe
SC Steve Felde	FELL-dee
AT Javier Jimenez	Hah-VEE-air Him-EN-ez

CLASS BREAKDOWN

FRESHMEN (4)

Deng Gak
Chris Lykes
Sam Waardenburg*
Lonnie Walker IV
* - Redshirt

SOPHOMORES (5)

Bruce Brown Jr.
Dewan Huell
Rodney Miller Jr.
Dejan "DJ" Vasiljevic
Miles Wilson

JUNIORS (2)

Ebuka Izundu
Anthony Lawrence II

SENIORS (3)

Ja'Quan Newton
Mike Robinson
Chris Stowell

GEOGRAPHIC BREAKDOWN

UNITED STATES

Connecticut
Mike Robinson

Florida

Dewan Huell
Anthony Lawrence II

Maryland

Chris Lykes
Miles Wilson

Massachusetts

Bruce Brown Jr.

New Hampshire

Chris Stowell

New York

Rodney Miller Jr.

Pennsylvania

Ja'Quan Newton
Lonnie Walker IV

INTERNATIONAL

Australia

Dejan Vasiljevic
Deng Gak

New Zealand


Sam Waardenburg

Nigeria

Ebuka Izundu



TV/RADIO ROSTER



0 JA'QUAN NEWTON
Senior • G • 6-3 • 191
Philadelphia, Pa.



1 DEJAN VASILJEVIC
Soph. • G • 6-3 • 203
Melbourne, Australia



2 CHRIS LYKES
Freshman • G • 5-7 • 161
Mitchellville, Md.




3 ANTHONY LAWRENCE II
Junior • G • 6-7 • 210
St. Petersburg, Fla.



4 LONNIE WALKER IV
Freshman • G • 6-4 • 204
Reading, Pa.



5 MIKE ROBINSON
Senior • G • 5-10 •
New Britain, Conn.



10 MILES WILSON
Soph. • G • 6-5 • 198
Baltimore, Md.




11 BRUCE BROWN JR.
Soph. • G • 6-5 • 205
Boston, Mass.



14 RODNEY MILLER JR.
Soph. • C • 7-0 • 255
Laurelton, N.Y.



15 EBUKA IZUNDU
Junior • C • 6-10 • 235
Charlotte, N.C.




20 DEWAN HUELL
Soph. • C • 6-11 • 236
Miami, Fla.



21 SAM WAARDENBURG
R-Freshman • F • 6-10 • 217
Henderson, New Zealand



22 DENG GAK
Freshman • F • 6-10 • 195
Sydney, Australia



35 CHRIS STOWELL
Senior • F • 6-6 • 208
Exeter, N.H.



JIM LARRANAGA
Head Coach



CHRIS CAPUTO
Associate Head Coach



JAMAL BRUNT
Assistant Coach



ADAM FISHER
Assistant Coach