



CONTACT: Amy Woodruff, Associate Communications Director
 O: (305) 284-3241 | C: (813) 410-1194
 A.Woodruff@miami.edu | @CanesHoops

2013-14 SCHEDULE

DATE	OPPONENT	TV	TIME/SCORE
Oct. 30	Florida Tech (exh.)		W, 84-55
Nov. 8	St. Francis Brooklyn	E3	L, OT, 62-66
Nov. 11	Georgia Southern	E3	W, OT, 81-80
Nov. 14	Texas Southern	E3	W, 84-69
Nov. 18	at College of Charleston &	CSS	W, 70-54
Nov. 21	UCF	E3	L, 58-63
DIRECTV Wooden Legacy (Anaheim, Calif.)			
Nov. 28	vs. RV/- George Washington	ESPNU	L, OT, 63-71
Nov. 29	vs. Cal State Fullerton	E3	W, 48-46
Dec. 1	vs. RV/RV Arizona State	E3	W, 60-57
Dec. 4	at Nebraska!	ESPNU	L, 49-60
Dec. 8	Virginia Tech*	ESPNU	L, OT, 60-61
Dec. 19	at Savannah State	CSS	W, 68-51
Dec. 22	La Salle	ESPN3	W, 71-58
Dec. 30	Loyola (MD)	ESPN3	7 p.m.
Jan. 4	at Syracuse*	ACCN	2 p.m.
Jan. 8	at North Carolina*	ESPN2	9 p.m.
Jan. 15	Florida State*	ACCN	9 p.m.
Jan. 18	at Georgia Tech*	RSN	2 p.m.
Jan. 22	Duke*	ESPN2	7:30 p.m.
Jan. 25	Syracuse*	CBS	1 p.m.
Jan. 29	at Maryland*	ACCN	9 p.m.
Feb. 1	Norfolk State	ESPN3	4 p.m.
Feb. 5	Pittsburgh*	RSN	7 p.m.
Feb. 8	NC State*	RSN	2 p.m.
Feb. 10	at Florida State*	ESPNU	9 p.m.
Feb. 15	at Virginia Tech*	RSN	6 p.m.
Feb. 19	Notre Dame*	RSN	9 p.m.
Feb. 22	Boston College*	ACCN	12 p.m.
Feb. 26	at Virginia*	RSN	7 p.m.
March 1	at NC State*	ACCN	12 p.m.
March 4	at Clemson*	ACCN	8 p.m.
March 8	Wake Forest*	RSN	2 p.m.
March 12	ACC Tournament		

All home games are played at the BankUnited Center
 Game times are ET and subject to change
 * ACC game ! Big Ten/ACC Challenge
 & First game of Wooden Legacy, played in Charleston, S.C.
 ACCN - ACC Network RSN - Regional Sports Network
 All conference games on an ESPN network will also be available on WatchESPN.
 All conference games carried on ACCN or RSN will also be available on ESPN3.
 All games can be heard on WQAM 560 and Canes All Access on HurricaneSports.com

SOCIAL MEDIA

Website: HurricaneSports.com
 Twitter, Instagram, Facebook: @CanesHoops

MIAMI MEDIA GUIDE

Miami is not printing media guides again this season.



MIAMI

HURRICANES (7-5)

NATIONAL RANKING

--/--

LAST TIME OUT

W, 71-58 vs. La Salle

STATISTICAL LEADERS

Points per Game

Rion Brown, 13.6

Garrius Adams, 11.3

Rebounds per Game

Donnavan Kirk, 7.2

Assists per Game

Rion Brown, 3.2

HEAD COACH

Jim Larrañaga

Overall: 526-359 (30th)

At UM: 56-25 (3rd)

LOYOLA (MD)

GREYHOUNDS (5-5)

NATIONAL RANKING

--/--

LAST TIME OUT

L, 88-77 vs. Saint Joseph's

STATISTICAL LEADERS

Points per Game

Dylon Cormier, 24.1

Jarred Jones, 10.7

Rebounds per Game

Dylon Cormier, 6.2

Assists per Game

R. J. Williams, 4.1

HEAD COACH

G. G. Smith

Overall: 5-4

At Loyola: 5-4

SETTING THE SCENE

Dec. 30, 2013 | 7 p.m.
 Coral Gables, Fla. | BankUnited Center
 TV: ESPN3
 Radio: 560 WQAM
 Web: WQAM.com | WVUM.org

Series: First meeting

After leading Miami to the 2013 NCAA Sweet 16 and winning the school's first ACC regular season and tournament championships, **Jim Larrañaga** was honored as the AP, Naismith, USBWA Henry Iba and ACC Coach of the Year. The Bronx, N.Y., native helped Miami to a No. 2 national ranking by both the AP and USA TODAY, and a No. 2 seed in the NCAA Tournament. He is the 10th coach in the last 10 years to lead two top-10 programs.



THE GAME

Miami wraps up the 2013 year with a Dec. 30 matchup against Loyola at 7 p.m. at the BankUnited Center.

THE SERIES

This is the first meeting between Loyola and Miami.

THE BROADCASTS

Catch the game on ESPN3 with Mike Levine and Drew Nicholas making the call. Also check out the game on 560 WQAM Radio with Joe Zagacki and on 90.5 WVUM, Miami's student radio station.

THE COACH

Head coach Jim Larrañaga has a 526-359 overall record in his 30th season as a head coach. He is 56-25 in his third season at the University of Miami.

THE WEATHER

Projected temperatures on game day: Coral Gables - 75/57. Baltimore - 40/27.

UP NEXT

The Hurricanes open the 2014 ACC slate with road games at Syracuse (Jan. 4) and North Carolina (Jan. 8), before returning to the BankUnited Center for a Jan. 15 matchup against Florida State.

2013-14 ROSTER

#	Name	Pos.	Ht.	Wt.	Yr.	Hometown Previous School (s)
2	Corn Elder	G	5-10	173	Fr.	Nashville, Tenn. Ensworth HS On football scholarship at UM ... Basketball status TBA after football injury ... Named football and basketball PoY by <i>The Tennessean</i> .
3	Steve Sorenson	G	6-0	161	So.	Dallas, Texas St. Mark's School of Texas Walk on who played in eight games as a freshman ... First (and only) career point was a free throw against Duke on Jan. 23, 2013.
4	Raphael Akpejori	F	6-9	241	Sr.	Lagos, Nigeria Sunrise Christian Academy (Kan.) Has a rebound in each of his last five outings ... Season-highs of eight minutes at Nebraska, then nine minutes vs. VT ... Engineering major.
5	Davon Reed	G	6-6	208	Fr.	Ewing, N.J. Princeton Day School (N.J.) Season-best 19 pts vs. ASU, hitting first four attempts from 3 ... Four assists to one turnover against La Salle ... Hit a 3 in all but first game.
11	Mike Fernandez	G	6-1	189	Fr.	Coral Gables, Fla. Belen Jesuit Walk on raised in Coral Gables, Fla. ... H.M. All-Dade County ... Hit 40 percent of field goals senior season.
12	Justin Heller	G	6-2	177	Sr.	Boca Raton, Fla. West Boca Raton Community Walk on who has played in 16 career games ... Scored first career points against Charlotte Dec. 14, 2012.
15	Rion Brown	G	6-6	211	Sr.	Hinesville, Ga. Liberty County 30 pts, 9 asts & 12 rebs in last 2 games ... Career-best 25 pts at Nebraska ... Has 7+ rebounds in seven games ... Assist in all but one game.
20	Manu Lecomte	G	5-11	159	Fr.	Brussels, Belgium Athene des Pagodes 22 points in last 3 games after just 16 points in previous five outings ... Assist in all but one game ... Three-straight games with a steal.
21	Erik Swoope	F	6-5	220	Sr.	Lake Elsinore, Calif. Harvard-Westlake Tallied six points, three rebounds and an assist against GSU ... Hit first three of the season at Nebraska ... Max bench press is 365 pounds.
22	Donnavan Kirk	F	6-9	228	Gr.	Pontiac, Mich. DePaul Detroit Country Day HS Back-to-back double-doubles in first two games ... At least one block in every game, multiple swats 9 times ... 9+ rebounds in six games.
23	Tonye Jekiri	C	7-0	235	So.	Hialeah, Fla. Champagnat Catholic School Nigeria Career-high 9 pts vs. La Salle ... Also had 7 rebounds and two steals ... 14 total rebounds in games at Neb. and VT ... Native of Nigeria.
25	Garrus Adams	G	6-6	200	Gr.	Apex, N.C. Middle Creek Three-straight games of 10+ pts ... Career high 20 points vs. UCF with 2 steals and 8 rebounds ... 9 pts, 9 rebs, 4 assists vs. ASU.
35	James Kelly	F	6-7	246	Jr.	Ann Arbor, Mich. Owens CC Pioneer HS Two-straight career-high games with 17 points vs. TSU, then 18 points at CofC ... 12 points, 9 rebounds in ACC debut vs. Virginia Tech.

REDSHIRTS (*will sit out 2013-14 season and have two years of eligibility remaining)

1	Deandre Burnett	G	6-2	191	Fr.	Miami, Fla. Carol City HS Sustained left wrist injury, will redshirt rookie season ... 2012 Parade All-American ... Avg. 37 ppg as a senior, third in the nation.
10	Sheldon McClellan *	G	6-5	206	Jr.	Houston, Texas Texas Bellaire Played 68 games, starting 24 at Texas ... In two seasons averaged 12.4 ppg, 3.6 rpg, 0.7 apg.
13	Angel Rodriguez *	G	5-11	181	Jr.	Cupey, P.R. Kansas State Miami Krop HS NABC All-District, All-Big 12, Big 12 All-Defensive Team ... Big 12 Co-Champions ... Played 65 career games, averaging 9.8 ppg, 4.2 apg.

LARRAÑAGA BY THE NUMBERS

1 - Coach Jim Larrañaga is one of four ACC coaches with a Final Four appearance to his credit.

4 - In 2006, Coach Jim Larrañaga became the first coach at a mid-major school to take his team to the NCAA Final Four in 27 years.

7 - Larrañaga is no stranger to the ACC. In his seven seasons as an assistant coach at Virginia, the Cavaliers participated in the NCAA Final Four in 1981 and 1984, won three ACC Championships and finished in the Top 5 of the AP rankings.

14 - Larrañaga has made 14 postseason appearances in the past 23 years, including six NCAA tournaments.

30 - Larrañaga is in his 30th year as a head coach and has successfully transitioned three institutions into successful programs: Miami, Bowling Green and George Mason.

LARRAÑAGA - WHY MIAMI?

Along with returning to the best basketball conference in the country, Coach L had a few personal reasons for accepting the head coaching job at Miami. Coach's grandfather was from Cuba, where he produced the Larrañaga [lare-en-YAH-ga] cigar. Coach's father was raised in Key West before moving to The Bronx, N.Y., getting married and raising six children. Coach L was raised in The Bronx, but vacationed to Florida as a boy. He also has owned a house in Sarasota - which he bought from Dick Vitale's daughter - for eight years, and three of his siblings have retired to Florida.

THE LAST TIME OUT

Rion Brown scored 17 points to lead Miami to a 71-58 victory over LaSalle. Garrus Adams finished with 13 points and Brown and Donnavan Kirk had nine rebounds each for the Hurricanes (7-5). The Hurricanes took the lead and never looked back after scoring ten unanswered points during a 3:48 stretch early in the first half. Kirk's dunk with 12:33 remaining capped the surge and put the Hurricanes ahead, 17-12. Davon Reed's 3-pointer with 9:49 remaining in the half gave the Hurricanes their first double-digit advantage at 25-15. Miami led at halftime, 34-24, after a Sam Mills' layup with 1:10 remaining cut a 12-point deficit for LaSalle to just 10. The Hurricanes expanded their halftime advantage to 51-36 on Adams' layup with 8:41 remaining in the second half. Tyreek Duren's 3-pointer with 2:11 left got the Explorers to within 61-54, but Brown's 1-of-2 free throws with 2:02 left and Manu Lecomte's layup with 1:39 remaining gave Miami another double-digit advantage at 64-54. La Salle built an early 12-7 lead keyed by two Duren 3-pointers. But after its early advantage, LaSalle shot only 4-of-18 from the field the remainder of the first half. Dureen scored a game-high 18 points for the Explorers (6-6). Mills finished with 15 points and Steve Zack had his seventh double-double of the season with 11 points and 11 rebounds. Duren moved into 22nd on La Salle's all-time scoring list with 1,414 points.

PRONUNCIATIONS

Players	
5 Davon Reed	Dave-on
10 Raphael Akpejori	AHK-peh-jour-ee
15 Rion Brown	Ryan
20 Manu Lecomte	Man-ew La-cont
21 Erik Swoope	Swoope
23 Tonye Jekiri	Tahn-yay Jah-kEEr-EE
25 Garrus Adams	GARY-us

Coaches

Jim Larrañaga	LARE-uh-NAY-guh
Michael Huger	HUE-gur
Chris Caputo	Ca-poo-toe

CLASS BREAKDOWN

Graduates	Garrus Adams, Donnavan Kirk
Seniors	Raphael Akpejori, Rion Brown Justin Heller, Erik Swoope
Juniors	James Kelly, Sheldon McClellan Angel Rodriguez
Sophomores	Tonye Jekiri, Steve Sorenson
Freshmen	Deandre Burnett, Cornelius Elder Mike Fernandez, Manu Lecomte, Davon Reed

GEOGRAPHIC BREAKDOWN

BELGIUM	
Brussels	Manu Lecomte
NIGERIA	
Lagos	Raphael Akpejori
PUERTO RICO	
Cupey	Angel Rodriguez
UNITED STATES	
California	Erik Swoope
Florida	Deandre Burnett, Mike Fernandez Justin Heller, Tonye Jekiri
Georgia	Rion Brown
Michigan	James Kelly, Donnavan Kirk
New Jersey	Davon Reed
North Carolina	Garrus Adams
Tennessee	Corn Elder
Texas	Steve Sorenson, Sheldon McClellan

2013-14 ACC PRESEASON PREDICTIONS

2013-14 Preseason Pick	2013 Finish
1. Duke	2
2. Syracuse	n/a
3. North Carolina	3
4. Virginia	t4
5. Notre Dame	n/a
6. Pittsburgh	n/a
7. Maryland	7
8. Boston College	8
9. Florida State	6
10. NC State	t4
11. Georgia Tech	t9
12. Miami	1
13. Wake Forest	t9
14. Clemson	11
15. Virginia Tech	12

2013-14 QUICK HITS

- 9 newcomers (8 scholarship)
- 6 players return (4 scholarship)
- 0 starters return
- Nine scholarship players are available for 2013-14 season.
- 2 players will redshirt after transferring from Division I schools. One will redshirt due to injury.
- Six seniors in 2013-14, after having five seniors - who all earned their academic degree - last season.
- Miami is the only ACC team with zero returning starters. Additionally, Miami lost its six top players, who started 174 combined games. Rion Brown is the only Hurricane to start any games (6) last season, so the Canes return 6-of-180 starts, which is 3.3 percent.
- Miami returns 13.3 percent of points scored (9.3 ppg), 14.2 percent of rebounds (5.1 rpg) and 1.0 percent of assists (1.1 per game), all the lowest in the ACC.
- Coach Jim Larrañaga is one of five active ACC coaches with 400 or more wins.
- Miami's freshman class includes: Deandre Burnett - third in the nation in scoring as a senior with 37 ppg; Manu Lecomte - Belgium second division player; and Davon Reed - 2,000 point scorer who averaged 24 ppg as a senior.
- Two transfers joined the Canes this season in James Kelly, who averaged 17.9 ppg and 10.0 rpg in two JC seasons and Donnavan Kirk, who played 54 games for DePaul the past two seasons, leading the team in blocked shots.
- One year ago, Miami was selected fourth by the coaches and fifth by the media in preseason ACC polls, but finished the season as the regular season and tournament champion.
- Miami started the 2012-13 season unranked, but jumped to No. 2/2 in the nation by Feb. 18. The Canes ended the season No. 5/10.
- At that same Operation Basketball, zero Hurricanes were selected for preseason All-ACC teams. At the end of the championship season, Jim Larrañaga was Coach of the Year, Shane Larkin was Player of the Year (coaches), and Durand Scott was Defensive Player of the Year while Larkin (1st & defensive), Kenny Kadji (2nd), and Scott (H.M. & defensive) were selected to ACSMA All-ACC teams. The coaches picked Scott for third team and Julian Gamble was listed on the Defensive Team with Scott and Larkin.
- Miami's top six players from the 2013 ACC Championship season combined for 5,399 career points, 2,744 rebounds, 966 assists, 480 steals, 369 blocked shots and 412 starts.
- All six of those six players have played professionally since graduating: Dallas Maverick Shane Larkin was selected No. 18 in the NBA Draft; Kenny Kadji (Cavaliers) and Trey McKinney Jones (Bucks) were with NBA teams during the preseason; Reggie Johnson was selected in the D-League Draft by the Delaware 87ers, Julian Gamble is playing in France and Durand Scott is in Spain.
- Shane Larkin was picked No. 18 overall in the 2013 NBA Draft. The ACC led all conferences with eight players selected in the Draft. Every ACC team has had at least one first round selection. With its four first-round selections, the ACC extends its streak of having at least one first-round draft pick to 25 consecutive years (1989-2013). Over the past five years (2009-13), the ACC leads all conferences with 27 first round picks.
- In 2013 Miami won the ACC regular season and tournament championships. The last team to win both titles outright was North Carolina in 2008. (Duke tied with Maryland in 2010 for regular season).
- Miami is the only school not from the state of North Carolina to win both the ACC regular season and tournament titles outright in the same season. (Georgia Tech was regular season tri-champion in 1985).

ADAMS TO PLAY 100TH GAME

Senior Garrus Adams is expected to play in his 100th career game, making his 50th career start against Loyola. In his fifth year with the Canes, Adams is posting the best season of his career with 11.3 ppg and 4.9 rpg. He sat out last season with a knee injury. Adams joins teammate Rion Brown (115 games played) in the century club. All five seniors from a season ago played in at least 100 career collegiate games.

SHARING THE LEAD

Eight Canes have shared team-highs in five statistical categories this season. Five guys have led the team in scoring and four have led or shared top rebounding honors. Four Canes led in assists, six in steals and five in blocks. *For a complete chart, see page 5 of the notes.*

JEKIRI POSTS CAREER HIGHS

Sophomore Tonye Jekiri posted nine points on 4-7 shooting and two steals in 25 minutes against La Salle, all career highs. In his rookie campaign, Jekiri totalled 47 points, 55 rebounds and 11 blocks in 34 games. In 12 games so far this season, Jekiri has 43 points, 50 rebounds and seven blocks.

CANES AT THE RIM

Ten of Miami's first 19 points against La Salle were converted at the rim, with four dunks and a tip-in by the Canes.

MIAMI IN NATIONAL STATS

The Canes are ranked No. 48 nationally in turnovers per game, with just 10.8 per game. Miami has had less turnovers than its opponent in six games, and is forcing opponents into 11.4 turnovers per game.

CARDIAC CANES

Miami has played four overtime games and three others that were decided in the final minutes. Miami is 1-3 in overtime this season and 2-1 in close games that ended in regulation: wins at Cal State Fullerton and vs. Arizona, and a loss to UCF.

RESERVES BECOME STARTERS

After playing as reserves a season ago, Rion Brown and Tonye Jekiri have upped their production on the stat sheet. Garrus Adams, who last played during the 2011-12 campaign, has also improved his numbers.

	Year	PPG	RPG	MPG
Brown	2012-13	6.4	2.0	22.2
	2013-14	13.6	6.3	35.2
Jekiri	2012-13	1.4	1.6	6.9
	2013-14	3.6	4.2	17.4
Adams	2011-12	4.5	2.1	16.8
	2013-14	11.3	4.9	33.9

IT'S A BLOCK PARTY

For the 12th-straight game, Donnavan Kirk recorded a block, extending the longest streak of his career. His 28 blocks this year put him at No. 48 in the country in blocks per game. His season-best was during the 2012-13 season, when he had 50 blocks at DePaul. As a sophomore at DePaul he had 32 swats and he had four in his redshirt freshman year at Miami.

SERIES VS. LOYOLA

Overall	First meeting
Games at Miami	0-0
Games at Loyola	0-0
Games on neutral courts	0-0
Current streak	0-0
Last meeting	0-0
Larrañaga at UM vs. Loyola	0-0

DID YOU KNOW

Miami has only three players 6-foot-9 or taller, and six guys are between 6'5 and 6'7, while seven Canes are 5'11 to 6'2.

Miami men's basketball has graduated 30 of 31 players in the past nine years and in just two seasons under Larrañaga, the team has had all nine seniors earn their degree. All six seniors on the 2013 ACC Championship team earned their degree, including current senior Garrus Adams.

Coach L became the first Miami coach to win 20+ games in his first two seasons at UM and only the fourth of 12 UM coaches to post two 20-win seasons.

Former Cane Rick Barry was named one of the Greatest Players in NBA History.

Miami native and former Cane James Jones won the 2010-2011 NBA All-Star Weekend 3-Point Contest and the NBA Championship in the 2011-2012 season.

Six-time NBA All Star Amar'e Stoudemire enrolled at UM last year and is taking classes to earn his bachelor's degree.

UM is in its 10th season in the ACC.

Coach L led the George Mason Patriots to the Final Four with big wins over some of basketball's elite teams such as Michigan State, UNC, and UConn. He was the first coach to take a mid-major to a Final Four in 27 years when his team advanced in 2006.

In 14 years at George Mason, Larrañaga led the Patriots to five NCAA Tournament appearances (2011, 2008, 2006, 2001, 1999), including the 2006 Final Four.

Miami basketball received APR (academic progress rate) Public Recognition Awards for being among the top 10 percent in APR in their sport. Miami ranks in the top 10 percent NCAA men's basketball with a 990 APR.

The University of Miami Department of Athletics recorded a Graduation Success Rate (GSR) of 92 percent. Miami's department-wide GSR is tied for third among ACC schools and 10th overall among FBS programs. UM has exceeded the NCAA average GSR in each of the last nine years.

According to latest US News & World Report rankings, the University of Miami is the top academic institution in the state of Florida and ranks 47th nationally.

The Hurricanes have made at least one trey in 847 of 852 games since the NCAA adopted the 3-point shot in 1986.

Miami has held 705 of its last 706 opponents to less than 100 points. UNC was the last team to score 100+, defeating UM 105-64 on Jan. 31, 2007.

The Canes have averaged 20+ wins in each of the last eight seasons.

UM has played in the postseason 14 of the past 19 years, six of which were in the NCAA Tournament. The Hurricanes have advanced to the postseason seven times in nine seasons, with five NIT appearances and two NCAA appearances.

UM COMMUNICATIONS

Assoc. AD for Communications Chris Freet
c.freet@miami.edu

MBB Contact Amy Woodruff
Associate Director of Communications

Work/Cell (305) 284-3241 / (813) 410-1194

Email a.woodruff@miami.edu

Website www.HurricaneSports.com

2013-14 UM QUICK FACTS

Location	Coral Gables, Fla.
Stadium	BankUnited Center
Press Row	305-284-2111
Capacity	7,900
Enrollment	15,524
Founded	1925
Colors	Orange, Green, White
Nickname	Hurricanes
Mascot	Sebastian the Ibis
Conference	Atlantic Coast
President	Dr. Donna E. Shalala
Director of Athletics	Blake James
Address	5821 San Amaro Drive Coral Gables, Fla. 33146

2012-13 Overall Record	29-7
Home/Away/Neutral	14-1/10-3/5-3
2012-13 ACC Record	15-3
2012-13 ACC Finish	1
Returning / Lost	7/6
Newcomers	9

Head Coach	Jim Larrañaga
Alma Mater	Providence, 1971
Record at UM	56-25 / 3rd season
Overall Record	526-359 / 30th season

STAFF

Eric Konkol	Wisconsin-Eau Claire, '00
Michael Huger	Bowling Green, '94
Chris Caputo	Westfield (Mass.) State, '02
Director of Operations	Adam Fisher
Assoc. Director of Operations	Jaime Vathieilil
Athletic Trainer	Wes Brown
Strength & Conditioning Coach	Steve Felde

HISTORY

First Season of Basketball	1926
Overall All-Time Record	928-695
Year UM Joined ACC	2004-05
NCAA Appearances	Seven
	1960, 1998, 1999, 2000, 2002, 2008, 2013
Last NCAA Appearance	L, 71-61
	Sweet 16 vs. Marquette, 2013
NIT Appearances	10
	1961, 1963, 1964, 1995, 1997,
	2001, 2005, 2006, 2009, 2011
Last NIT Appearance	L, 79-64
	Quarterfinals vs. Alabama, 2011

COMMUNICATIONS POLICIES

All interview requests for assistant coaches or athletics department staff members must also be approved and cleared by the UM Communications office and/or basketball contact Amy Woodruff. Credential requests are taken via e-mail to Amy Woodruff (A.Woodruff@miami.edu). Any misuse of credentials will result in removal from the BankUnited Center and the permanent voiding of the credential. The UM locker room is closed at all times. For home games, Coach Larrañaga and a handful of Hurricane players will report to the media room for interviews following the opposing team's postgame press conference.

RION BROWN REBOUNDS

Senior Rion Brown, a 6-6 guard is averaging 6.3 rebounds, up from his 2.2 career average prior to the season. This season Brown has grabbed seven or more rebounds in seven games. In his previous three seasons, he had only three games with 7+ boards. He pulled down seven once last year and had games with eight and seven as a rookie.

Year	Games	Rebounds	Average
Freshman	36	72	2.0
Sophomore	31	86	2.8
Junior	36	72	2.0
Senior	12	75	6.3

MIAMI IS BUILDING CHAMPIONS

Coach L and staff recruit guys who have won big games to play for the Canes. Of the five available players recruited under Coach L, Manu Lecomte won his U-20 Brussels championship while both Davon Reed (twice) and Tonye Jekiri played in their respective high school state championship game. In high school, James Kelly played in the state final four, and in junior college played in the finals of the NJCAA Tournament. Donnavan Kirk played in a pair of quarterfinal games while in high school.

Of the four players who were on the team before the arrival of Coach L and company, Raphael Akpejori won the state championship, Erik Swoope played in the final four, Rion Brown played in the elite eight twice and Garrius Adams played in the regional finals.

DIVERSITY AT UM EXTENDS TO COURT

Five Miami players speak English as a second language. Raphael Akpejori - Two African languages. Mike Fernandez - Spanish (Cuban). Tonye Jekiri - African. Manu Lecomte - French. Angel Rodriguez - Spanish (Puerto Rican). UM is the academic home of nearly 1,700 foreign students of all socioeconomic backgrounds, from more than 110 countries as diverse as Peru, Pakistan, and Poland. Miami's diversity also is evident in its full-time faculty, which is nearly 36 percent minority, making UM one of the most diverse major private research universities.

DREAM BEGINS IN DALLAS FOR LARKIN

Miami Hurricanes All-America point guard Shane Larkin has played in 15 games for the Dallas Mavericks, averaging 3.5 points, 1.0 steals and 2.0 assists in 13.3 minutes, after missing a few games with a foot injury.

Larkin was traded to the Dallas Mavericks after being selected with the No. 18 overall pick by the Atlanta Hawks during the 2013 NBA Draft at Barclays Center. The Mavericks are coached by Rick Carlisle, who was recruited by and played under Larrañaga at Virginia from 1982-84.

COACH L COACHING TREE

Jamie Angeli - Assoc. Women's Basketball HC - City College of New York
Joe Barer - HC - Davenport Assumption High School
Scott Cherry - HC - High Point
Bill Courtney - HC - Cornell
Kent Dernbach - Assistant - University of Wisconsin Stephens Point
Brian Ellerbe - Former HC - Michigan. Now assistant - DePaul
Jerry Francis - Former HC - Prairie View
Mike Gillian - Former HC - Longwood University
Stan Heath - HC - University of South Florida
Marc Iavaroni - Former HC - Memphis Grizzlies. Former assistant - LA Clippers
James Johnson - HC - Virginia Tech
Derek Kellogg - HC - UMass
Scott Lombardi - Director of Men's Basketball Operations - George Mason
Steve Merfeld - Former HC - Evansville. Now assistant - Creighton
Keith Noftz - Former assistant - Central Michigan. Now HC McKinley HS
Jeff Schneider - Former HC - Cal Poly San Luis Obispo
Anthony Solomon - Former HC - St. Bonaventure. Now assistant - Notre Dame
Ricky Stokes - Former head coach - Virginia Tech. Former HC - East Carolina
Jeff Westlund - HC - Bethel University
Ricky Yahn - HC - Concordia University

FIRSTS UNDER JIM LARRAÑAGA

First game: Nov. 11, 2011 vs. Tennessee Tech. W, 69-58.
First starting lineup: Malcolm Grant, Durand Scott, Garrius Adams, Erik Swoope, Kenny Kadji.
First opening tip: Miami - Kenny Kadji.
First UM FG: 18:38, Durand Scott, 3-pointer.
First lead: 18:38, 3-0.
First halftime score: Tennessee Tech 32, Miami 27.
First win: Nov. 11, 2011. Miami 69, Tennessee Tech 58.
Attendance at first game: 3,600.
First loss: Nov. 25, 2011 at Ole Miss, 64-61 (OT).
First road win: Dec. 22, 2011 at Charlotte, 76-61.
First ACC game: Jan. 7, 2012 at Virginia, L, 52-51.
First ACC win: Jan. 18, 2012 vs. Clemson, 76-73.
First ACC regular season title: 2012-13

JIM LARRAÑAGA = PROGRAM CHANGER

In Coach L's Two Seasons at Miami ...

- ACC Regular Season and Tournament Championships
- .710 winning percentage
- Two 20-win seasons
- Two postseason appearances with three victories
- 15 ACC wins in 2013
- One All-American

Seven Seasons before Coach L at UM ...

- .561 winning percentage
- Best conference finish was fifth place
- One NCAA Tournament appearance
- Most ACC wins was eight

In Coach L's 14 Seasons at George Mason ...

- .626 winning percentage
- 13 straight winning seasons
- A Final Four appearance
- 5 trips to the NCAA tournament
- 9 postseason appearances
- First national ranking
- First appearance in Top 10
- First wins over Top 10 teams
- Winningest coach in league history

Seven Seasons before Coach L at GMU...

- .340 winning percentage
- 7 straight losing seasons
- 0 postseason appearances
- Worst team in the CAA

CANES IN THE NCAA TOURNAMENT

Season	Coach	Overall	Conf.	Record
1959-60	Bruce Hale	23-4		0-1
1997-98	Leonard Hamilton	18-10	11-7	0-1
1998-99	Leonard Hamilton	23-7	15-3	1-1
1999-00	Leonard Hamilton	23-11	13-3	2-1
2001-02	Perry Clark	24-8	10-6	0-1
2007-08	Frank Haith	23-11	8-8	1-1
2012-13 Jim Larrañaga		29-7	15-3	2-1

20-WIN SEASONS AT MIAMI

Season	Coach	Overall	Conf.	W-L	Postseason
1946-47	Hart Morris	20-7			
1959-60	Bruce Hale	23-4			NCAA
1960-61	Bruce Hale	20-7			NIT
1962-63	Bruce Hale	23-5			NIT
1963-64	Bruce Hale	20-7			NIT
1964-65	Bruce Hale	22-4			
1998-99	Leonard Hamilton	23-7	BIG EAST	15-3	NCAA
1999-00	Leonard Hamilton	23-11	BIG EAST	13-3	NCAA
2001-02	Perry Clark	24-8	BIG EAST	10-6	NCAA
2007-08	Frank Haith	23-11	ACC	8-8	NCAA
2009-10	Frank Haith	20-13	ACC	4-12	
2010-11	Frank Haith	21-15	ACC	6-10	NIT
2011-12	Jim Larrañaga	20-13	ACC	9-7	NIT
2012-13	Jim Larrañaga	29-7	ACC	15-3	NCAA

COACHING COORDINATORS FOR MIAMI

Miami's assistant coaching staff is set up in a coordinator system, with Eric Konkol as the offensive coordinator, Michael Huger manning the defense and Chris Caputo handling the scout for every opponent.

LARRAÑAGA ADDED TO UM FACULTY

Coach Jim Larrañaga has been appointed as Adjunct Assistant Professor of Kinesiology and Sport Sciences at the University of Miami. Due to his head coaching responsibilities, Larrañaga will be a guest lecturer at several different classes in the School of Education and Human Development throughout the semester.

LARRAÑAGA CONTRACT EXTENDED THROUGH 2022

The University of Miami extended Coach Jim Larrañaga's contract through May 31, 2022, Director of Athletics Blake James announced in September. Larrañaga first signed a five-year contract in April 2011, then was granted a three-year extension in 2012. Larrañaga signed the nine-year contract following the Canes' historical run in 2013, which culminated with the Bronx, N.Y., native earning AP, Naismith and USBWA Henry Iba National Coach of the Year honors. He was also the ACC Coach of the Year as well as NABC, Basketball Times and USBWA District Coach of the Year.

CANE STRONG: UMBB IN THE WEIGHT ROOM

Junior transfer James Kelly and freshman Davon Reed each improved their bench press max by 80 pounds from June to October, as Kelly started at 235 and is up to 315 while Reed improved from 170 to 250. Senior Erik Swoope pressed a team-best 365, up 35 pounds since June, followed by Kelly's 315, senior Raphael Akpejiori at 310 and senior Donnavan Kirk at 300. Of the guards, senior Rion Brown leads the way at 275, closely followed by classmate Garrius Adams (265). Junior transfer Sheldon McClellan touts the highest standing vertical, with his 41-inch leap. Kirk boasts a 35.5 jump while Swoope is at 35 inches and freshman Deandre Burnett jumps 34 inches with no step. Over the summer, Swoope improved his standing vertical from 27 to 35 inches, the best on the team, followed by a five-inch increase by Kirk and a 4.5-inch improvement from sophomore Steve Sorenson. McClellan also has the highest approach vertical with 45 inches, followed by Burnett's 42.5 inches, which he improved from 37 inches in June. Reed is third with 40.5 inches, a 4.5-inch improvement) and Swoope rounds out the top four with a 40-inch approach vertical. In the pro agility test, McClellan topped out at 3.9 seconds, while freshman Manu Lecomte turned in a time of 3.97 seconds.

ADAMS ENSHRINED INTO HS HALL OF FAME

Garrius Adams has been inducted into the Middle Creek High School Athletics Hall of Fame. The North Carolina basketball product will be honored before the school's football game on October 18. As a high school senior, Adams averaged 21.8 points per game en route to setting a new Middle Creek High School scoring record in career points.

AKPEJIORI TAKES ATHLETES IN ACTION TOUR

In August of 2013, averaged 9.2 points and 5.8 rebounds for Athletes in Action through five games played in Jamaica. Game high was 12 points against the Jamaican National Team, against former teammate Durand Scott.

WINNINGEST ACTIVE DIVISION I HEAD COACHES*

Name	Wins
1. Mike Krzyzewski	957
2. Jim Boeheim	920
3. Bob Huggins	723
4. Roy Williams	700
5. Rollic Massimino	689
6. Bo Ryan	674
7. Rick Pitino	664
8. Mike Montgomery	656
9. Cliff Ellis	647
10. Rick Byrd	637
11. Larry Hunter	630
12. Ben Braun	608
13. John Beilein	598
14. Stew Morrill	584
15. Rick Barnes	560
16. Dave Bike	528
17. John Calipari	526
18. Jim Larrañaga	519
19. Lon Kruger	514
20. Tubby Smith	511

*Records are prior to the 2012-13 season

CANES IN THE PROS

James Jones	Miami Heat
Shane Larkin	Dallas Mavericks
John Salmons	Sacramento Kings

Robert Hite	Iowa Energy (D-League)
Reggie Johnson	Delaware 87ers (D-League)
DeQuan Jones	Formerly with Orlando Magic
Jack McClinton	Reno Bighorns (D-League)
Trey McKinney Jones	FortWayne Mad Ants (D-League)

Brian Asbury	Hapoel Holon (Israel)
Julian Gamble	St Vallier Basket Drome (France)
Malcolm Grant	Wollongong Hawks (Australia)
Lance Hurdle	Wollongong Hawks (Australia)
Kenny Kadji	(Germany)
Anthony King	Artland Dragons (Germany)
Durand Scott	Obraidoiro (Spain)
Adrian Thomas	Shimane Susanoo Magic (Japan)

MIAMI'S LARGEST IN 2013-14

Lead	24, vs. Texas Southern, 11/14
Deficit	16, at Nebraska, 12/4
Margin of Victory	17, at Savannah State, 12/19
Margin of Defeat	11, at Nebraska, 12/4
Halftime Lead	17, at Savannah State, 12/19
Halftime Deficit	9, at Nebraska, 12/4
Deficit in Win	12, vs. Texas Southern, 11/14
Halftime Deficit in Win	—
Lead in Loss	13, vs. Virginia Tech, 12/8
Halftime Lead in Loss	8, vs. Virginia Tech, 12/8

2013-14 SIGNING CLASS

Head Coach Jim Larrañaga announced the signing of four players - Ja'Quan Newton, James Palmer, Omar Sherman and Ivan Cruz Uceda - to National Letters of Intent to play men's basketball for the University of Miami beginning in the fall of 2014.

A consensus Top 60 player, Newton is a 6-2, 180-pound guard listed as the No. 55 player in ESPN's Top 100 list. At Neumann-Goretti High in Philadelphia, Newton averaged 18.0 points per game last season, and has totaled more than 1,300 career points, helping Coach Carl Arrigale lead his team to three consecutive Catholic League championships. The incoming freshman has participated in the NBPA Top 100 Camp and LeBron James Skills Academy, and plays AAU ball for Team Final, the same squad as future Miami teammate Davon Reed. Newton, an offensive slasher with an innate ability to get to the rim, was also recruited by UCLA, Texas A&M and Minnesota.

Palmer, a senior at St. John's College High, is a 6-foot-4, 180-pound guard from Washington, D.C. He helped his squad to a 20-win season by averaging 12 points, five rebounds and two assists as a junior. An offensive threat, Palmer can catch-and-shoot 3-pointers or score in transition. Palmer, who plays AAU ball for Team Takeover, was also recruited by Memphis, Wake Forest, Rutgers, Cincinnati and Maryland. Palmer was coached by Sean McAloon at St. John's College HS.

Sherman, out of Duncanville, Texas, is a four-star prospect, according to ESPN and Scout.com. The 6-foot-8, 220-pound forward plays high school ball at Duncanville High, where he is coached by Kenny Boren. Scout.com lists Sherman as the No. 20 power forward in the country, and the No. 94 player overall. Sherman, who played his AAU seasons with Deron Williams Elite, chose Miami over Wichita State, North Texas and Weber State.

Cruz Uceda is a 6-foot-10, 240-pound forward originally from Madrid, Spain, ranked No. 55 overall by ESPN. Cruz Uceda will be available to play a pair of seasons for Miami following his two years at Harcum College in Pennsylvania. At Harcum, he set the school record for rebounds in a season and has a chance to break the school's career record for caroms. Cruz Uceda was also recruited by Marquette, Ohio State, Penn State and Villanova.

The four newcomers will join an already talented 2014-15 class, which includes redshirt-freshman Deandre Burnett, who is out this season with an injury, and transfers Sheldon McClellan and Angel Rodriguez, who are currently sitting out due to NCAA transfer rules.

LED (TIED) THE TEAM IN....

	Points	Rebounds	Assists	Steals	Blocks
Adams	3	2 (1)	2 (3)	3 (5)	
Akpejiori					(1)
Brown	2	2 (1)	4 (5)	(4)	
Jekiri		(1)		(1)	(1)
Kelly	3			(2)	1 (2)
Kirk	3	6 (1)			9 (2)
Lecomte			1 (2)	1 (2)	
Reed	1		(2)	2 (1)	(1)
Swoope					

STARTERS BY GAME

SFB	Lecomte	Adams	Brown	Kirk	Jekiri
GSU	Lecomte	Adams	Brown	Kirk	Jekiri
TSU	Lecomte	Adams	Brown	Kirk	Jekiri
CofC	Lecomte	Adams	Brown	Kirk	Kelly
UCF	Lecomte	Adams	Brown	Kirk	Kelly
GWU	Lecomte	Adams	Brown	Kirk	Jekiri
CSF	Reed	Adams	Brown	Kirk	Kelly
ASU	Reed	Adams	Brown	Kirk	Kelly
NEB	Reed	Adams	Brown	Kirk	Kelly
VT	Reed	Adams	Brown	Kirk	Kelly
SSU	Reed	Adams	Brown	Kirk	Kelly
LaSalle	Reed	Adams	Brown	Kirk	Kelly
Loyola					

RECORD BY STARTING LINEUP

Lecomte, Adams, Brown, Kirk, Jekiri	2-2
Lecomte, Adams, Brown, Kirk, Kelly	1-1
Reed, Adams, Brown, Kirk, Kelly	3-2

MIAMI'S RECORD WHEN...

RECORD	ALL		COACH L	
	ACC	AT UM	ACC	ACC
All games	7-5	0-1	56-25	24-11
Home	3-3	0-1	31-8	14-4
Away	3-1		18-12	10-7
Neutral	1-1		7-5	n/a
November	4-3		12-6	n/a
December	3-2	0-1	11-6	0-1
January			12-3	10-3
February			12-5	12-5
March			9-5	2-2
Vs. Top 10 opponents			2-4	2-3
Vs. Top 25 opponents			5-9	4-5
Vs. RV opponents	1-1		6-2	1-0
Vs. teams over .500 on game day	2-4	0-1	34-22	15-10
Vs. teams under .500 on game day	2-0		15-2	7-1
Vs. teams at .500 on game day	1-1		6-1	2-0
While UM is in the top 25			16-4	12-3
While UM is RV (only)			7-3	2-1
Leading at halftime	6-1	0-1	44-8	18-5
Trailing at halftime	1-4		10-17	4-6
Tied at halftime			4-0	2-0
Single overtime	1-3	0-1	2-5	1-1
Double overtime			2-0	1-0
In overtime games	1-3	0-1	4-5	2-1
Leading with 2:00 left in regulation	5-2	0-1	50-4	22-1
Trailing with 2:00 left in regulation	1-3		5-19	2-9
Tied with 2:00 left in regulation	1-0		1-1	0-1
UM shoots 50% or better from field	3-0		17-0	6-0
UM shoots 40-49% from field	3-0		33-7	16-5
UM shoots under 40% from field	1-5	0-1	6-18	2-6
Opp. shoots 50% or better from field			2-8	1-4
Opp. shoots 40-49% from field	3-2		24-10	10-4
Opp. shoots under 40% from field	4-3	0-1	30-7	13-3
UM shoots 70% or better from the line	2-3		28-13	10-8
UM shoots less than 70% from the line	5-2	0-1	28-12	14-2
UM has more 3-point FGs	2-1		23-8	15-6
UM has fewer 3-point FGs	5-3	0-1	22-9	8-4
3-point FGs are even	0-1		2-1	1-1
Four or more Canes in double figures	3-0		28-6	11-5
Three Canes score in double figures	2-4	0-1	20-14	9-4
Two or less Canes score in double figures	2-1		8-5	4-2
UM outrebounds opponent	6-2	0-1	36-10	14-6
Opp. outrebounds UM	1-3		18-15	9-5
Tied in rebounds			2-0	1-0
UM records 10 or more steals	1-0		9-3	3-1
UM records 15 or more assists	2-0		15-0	8-0
UM commits less than 15 turnovers	6-5	0-1	48-20	21-8
UM commits 15 or more turnovers	1-0		8-5	3-3
UM commits less turnovers than opp.	5-2		35-10	13-2
UM commits more turnovers than opp.	2-3	0-1	17-10	9-6
Tied in turnovers			4-5	2-3
UM scores 59 points or less	1-2		5-9	3-3
UM scores between 60-69 points	2-3	0-1	14-11	6-4
UM scores between 70-79 points	2-0		26-5	12-4
UM scores between 80-89 points	2-0		7-0	1-0
UM scores between 90-99 points			4-0	2-0
UM scores 100 or more points			0-0	0-0
Playing during the afternoon	3-2	0-1	19-7	8-4
Playing in the evening (5 p.m. or later)	4-3		36-17	16-7
Games decided by three points or less	2-1	0-1	7-6	4-4
Games decided by four to 10 points	1-3		16-9	7-5
Games decided by 11-20 points	4-1		23-10	7-2
Games decided by more than 20 points			10-0	6-0

UM SINCE THE ARRIVAL OF JIM LARRAÑAGA IN 2011

- 2013 ACC Regular Season Champions
- 2013 ACC Tournament Champions
- Ranked No. 2/2 - Miami's program high - Feb. 18, 2013
- No. 1 seed at 2013 ACC Tournament
- No. 2 seed in 2013 NCAA Tournament
- Won school record 29 games in 2013
- Won 15 ACC games in 2013
- 14-game win streak (tied 1946-47 & 2001-02) from Jan. 2 - Feb. 19, 2013
- 13-0 start in 2013 conference play, topping school-best nine ACC victories, which was set in 2011-12
- Sophomore Shane Larkin selected No. 18 in the 2013 NBA Draft by Atlanta Hawks, then traded to Dallas Mavericks
- All six seniors earned academic degree from UM: Garrius Adams, Julian Gamble, Reggie Johnson, Kenny Kadji, Trey McKinney Jones, Durand Scott
- Defeated No. 1 Duke, 90-63, on Jan. 23, 2013 in Coral Gables
- Defeated Duke twice within 12 months, at both Cameron Indoor Stadium and the BankUnited Center
- First team to beat Duke and UNC by 20+ points in the same season since Maryland in '74-'75 season
- First team to beat Duke and UNC by 25+ points since the start of ACC play in 1953
- Defeated three teams in The Triangle in the same season: UNC, Duke & NC State
- In 2012-13 defeated three teams in the Top 20 for the first time since joining the ACC - the last time was in 1999-00
- Students camped out for the game vs. Duke more than four hours before tipoff, then did it again for the game vs. Florida State
- Five home sellouts of 7,972 fans vs. Duke, Florida State, North Carolina, Virginia and Clemson
- Set a record for the most games with 1,200 or more students (7)
- Set record student average attendance at 808. The past average attendance was 641 per game
- Set the record for cumulative season student attendance at 12,008. The previous record was 10,269

AWARDS

- 2013 AP Coach of the Year - Jim Larrañaga
- 2013 Naismith Coach of the Year - Jim Larrañaga
- 2013 ACC Coach of the Year - Jim Larrañaga
- 2013 Henry Iba National Coach of the Year - Jim Larrañaga
- 2013 Adolph Rupp Cup Coach of the Year - Jim Larrañaga
- 2013 ACC Player of the Year (Coaches) - Shane Larkin
- 2013 ACC Defensive Player of the Year - Durand Scott
- Five All-ACC selections: Shane Larkin 1st team, Kenny Kadji 2nd team & 3rd team, Scott H.M. (twice)
- Three ACC Defensive Team players: Shane Larkin, Durand Scott, Julian Gamble
- 2012 ACC All-Rookie Team - Shane Larkin
- 2013 ACC All-Academic Team - Raphael Akpejori
- 2013 ACC Tournament MVP - Shane Larkin
- Four ACC All-Tournament team nods: Shane Larkin (1st), Durand Scott (1st), Julian Gamble (2nd), Trey McKinney Jones (2nd)
- Four ACC Player of the Week awards: Reggie Johnson (2012), Durand Scott (2012 & 2013) and Shane Larkin (2013)
- One ACC Rookie of the Week: Shane Larkin (2012)

CURRENT PLAYER AWARDS IN 2012-13

- Raphael Akpejori**
- All-ACC Academic Team
 - NABC Honors Court
 - ACC Academic Honor Roll
- Justin Heller**
- ACC Academic Honor Roll
- Steve Sorenson**
- ACC Academic Honor Roll

COACH LARRAÑAGA'S MILESTONE VICTORIES

Victory	Date	Opponent	Score	School
50	02/10/88	Miami (Ohio)	65-59	Bowling Green
100	02/23/91	Kent State	84-57	Bowling Green
150	12/22/94	at Ohio State	59-50	Bowling Green
200	12/27/97	Northeastern	66-60	George Mason
250	12/20/00	Coastal Carolina	81-65	George Mason
300	12/02/03	East Carolina	76-65	George Mason
350	01/26/06	William & Mary	81-58	George Mason
400	02/27/08	William & Mary	68-59	George Mason
450	12/08/10	Loyola (Md.)	66-52	George Mason
500	01/05/12	at Georgia Tech	62-49	Miami

MIAMI HIGHS		OPPONENT HIGHS		MIAMI LOWS		OPPONENT LOWS	
Points	84 - Texas Southern, 11/14	Points	80 - Georgia Southern, 11/11	Points	48 - Cal State Fullerton, 11/29	Points	46 - Cal State Fullerton, 11/29
Points/Half	44 - Texas Southern, 11/14	Points/Half	35, 2nd - UCF, 11/21	Points/Half	13 - Nebraska, 12/4	Points/Half	17 - Cal State Fullerton, 11/29
Field Goals Made	35 - Texas Southern, 11/14	Field Goals Made	29 - George Washington, 11/28	Field Goals Made	16 - Nebraska, 12/4	Field Goals Made	17 - Cal State Fullerton, 11/29
Field Goal Att.	69 - 2x last vs. Virginia Tech, 12/8	Field Goal Att.	69 - vs. Virginia Tech, 12/8	Field Goal Att.	42 - at Savannah State, 12/19	Field Goal Att.	42 - Co. of Charleston, 11/18
Field Goal Pct.	.571 - at Savannah State, 12/19	Field Goal Pct.	.475 - George Washington, 11/28	Field Goal Pct.	.311 - St. Francis Brooklyn, 11/8	Field Goal Pct.	.348 - vs. Virginia Tech, 12/8
3-Point FG Made	10 - Texas Southern, 11/14	3-Point FG Made	12 - vs. Virginia Tech, 12/8	3-Point FG Made	0 - St. Francis Brooklyn, 11/8	3-Point FG Made	1 - vs. Virginia Tech, 12/8
3-Point FG Att.	25 - Nebraska, 12/4	3-Point FG Att.	34 - vs. Virginia Tech, 12/8	3-Point FG Att.	11 - Co. of Charleston, 11/18	3-Point FG Att.	3 - vs. Virginia Tech, 12/8
Free Throws Made	25 - Georgia Southern, 11/11	Free Throws Made	17 - Nebraska, 12/4	Free Throws Made	3 - Cal State Fullerton, 11/29	Free Throws Made	5 - George Washington, 11/28
Free Throw Att.	31 - St. Francis Brooklyn, 11/8	Free Throw Att.	23 - St. Francis Brooklyn, 11/8	Free Throw Att.	6 - Texas Southern, 11/14	Free Throw Att.	9 - George Washington, 11/28
Rebounds	50 - vs. Virginia Tech, 12/8	Rebounds	45 - St. Francis Brooklyn, 11/8	Rebounds	30 - 2x	Rebounds	21 - at Savannah State, 12/19
Assists	21 - Texas Southern, 11/14	Assists	16 - Arizona State, 12/1	Assists	5 - St. Francis Brooklyn, 11/8	Assists	8 - Georgia Southern, 11/11
Steals	12 - Texas Southern, 11/14	Steals	10 - Nebraska, 12/4	Steals	1 - Cal State Fullerton, 11/29	Steals	2 - 2x
Blocks	6 (2x) - last La Salle, 12/22	Blocks	5 - 2x, last Nebraska, 12/4	Blocks	3 - 3x, last Nebraska, 12/4	Blocks	0 - Cal State Fullerton, 11/29
Turnovers	16 - at Savannah State, 12/19	Turnovers	17 - St. Francis Brooklyn, 11/8	Turnovers	7 - 3x last La Salle, 12/22	Turnovers	6 - George Washington, 11/28
Victory Margin	17 - at Savannah State, 12/19	Victory Margin	11 - Nebraska, 12/4	Victory Margin	1 - Georgia Southern, 11/11	Victory Margin	1 - Virginia Tech, 12/8

MIAMI INDIVIDUAL HIGHS	
Points	25 - Rion Brown at Nebraska, 12/4
Field Goals Made	8 - Rion Brown at Nebraska, 12/4
Field Goal Attempts	18 - Garrus Adams vs. St. Francis Brooklyn, 11/8
3-Point FG Made	5 - 2x last Rion Brown Nebraska, 12/4
3-Point FG Attempts	11 - Rion Brown at Nebraska, 12/4
Free Throws Made	7 - 5x
Free Throw Attempts	10 - Garrus Adams vs. St. Francis Brooklyn, 11/8
Rebounds	11 - 3x last Donnavan Kirk vs. Virginia Tech, 12/8
Assists	9 - Rion Brown vs. Texas Southern, 11/14

OPPONENT INDIVIDUAL HIGHS	
Points	27 - Jelani Hewitt, Georgia Southern, 11/11
Field Goals Made	9 - 2x last Jarell Eddie, Virginia Tech, 12/8
Field Goal Attempts	23 - Jarell Eddie, Virginia Tech, 12/8
3-Point FG Made	6 - Jarell Eddie, Virginia Tech, 12/8
3-Point FG Attempts	14 - Jarell Eddie, Virginia Tech, 12/8
Free Throws Made	8 - Jelani Hewitt, Georgia Southern, 11/11
Free Throw Attempts	8 - 3x
Rebounds	15 - Jordan Bachynski, Arizona State, 12/1
Assists	9 - Jonathan Gilling, Arizona State, 12/1

THE LAST TIME ...

Player Scored 30 Points

Miami Durand Scott (32), vs. NC State, 3/16/13
Opponent Ryan Kelly (36), at Duke, 3/2/13

Player Scored 35 Points

Miami Jack McClinton (35) vs. North Carolina, 3/15/09
Opponent Ryan Kelly (36), at Duke, 3/2/13

Player Scored 40 Points

Miami Darius Rice (43) vs. Connecticut, 1/20/03
Opponent Sean Singletary (41), Virginia, 3/1/08

Two Players Scored 20 Points

Miami Shane Larkin (28), Trey McKinney Jones (20) vs. North Carolina, 3/17/13
Opponent Omari Grier (27), Raymond Taylor (20) FAU, 12/17/11

Three Players Scored 20 Points

Miami Dwayne Collins (23), Brian Asbury (21), Jack McClinton (20) vs. Virginia Tech, 1/25/09
Opponent Travis Mays (40), Alvin Heggs (22), Lance Blanks (21), Texas, 2/22/89

Five Players Scored in Double Figures

Miami James Kelly (17), Donnavan Kirk (15), Rion Brown (13), Manu Lecomte (12), Davon Reed (11), Garrus Adams (10) vs. Texas Southern, 11/14/13
Opponent Jon Scheyer (27), DeMarcus Nelson (19), Kyle Singler (12), Greg Paulus (12), Lance Thomas (10) Duke, 2/20/08

Six Players Scored in Double Figures

Miami James Kelly (17), Donnavan Kirk (15), Rion Brown (13), Manu Lecomte (12), Davon Reed (11), Garrus Adams (10) vs. Texas Southern, 11/14/13

Player Grabbed 15 Rebounds

Miami Reggie Johnson (20) vs. Florida Atlantic, 3/16/11
Opponent Jordan Bachynski (15), Arizona State, 12/1/13

Two Players Grabbed 10 Rebounds

Miami Kenny Kadji (12) and Reggie Johnson (11) vs. Stetson, 11/9/12
Opponent Marcus Ginyard (12), John Henson (12), North Carolina, 3/2/10

Three Players Grabbed 10 Rebounds

Miami Mark Richardson (11), Eric Brown (10), Joe Wylie (10) vs. FIU, 3/6/89
Opponent Matt Harpring (12), Dion Glover (10), Michael Maddox (10), Georgia Tech, 12/2/7/97

Player Had 10 Assists

Miami Durand Scott (10) vs. North Carolina Central, 11/14/09
Opponent Kendall Marshall (10), North Carolina, 3/11/11

Player Had 10 Blocks

Miami Anthony King (10) vs. Florida Atlantic, 11/29/04
Opponent Jarvis Varnado (10), Mississippi State, 12/13/07

Player Had a Double-Double

Miami Rion Brown (13 pts, 11 rebs) vs. Texas Southern, 11/14/13
Opponent Steve Zack (11 pts, 11 rebs) La Salle, 12/22/13

Player Had a Triple-Double

Miami Anthony King (11 pts, 10 reb, 13 blks) vs. Florida Atlantic, 11/29/04
Opponent Brendan Haywood (18 pts, 14 reb, 10 blks), North Carolina, 12/4/00

Two Players Had Double-Doubles

Miami Reggie Johnson (22 pts, 11 rebs) & Kenny Kadji (12 pts, 12 rebs), vs. Stetson, 11/9/12
Opponent Hasheem Thabeet (19 pts, 14 reb), A.J. Price (13 pts, 11 reb), Connecticut, 11/23/08

Team Scored 100 Points

Miami 108 vs. Nova Southeastern, 11/16/09
Opponent 105, North Carolina, 1/31/07

Team Scored 50 Points in a Half

Miami 51, (2nd half) at Hawaii, 12/22/12
Opponent 51 (2nd half), UCF, 12/18/10

Team Shot 50 Percent in Both Halves

Miami .538 (14-26) / .625 (10-16) at Savannah State, 12/19/13
Opponent .538 (14-26) / .500 (16-32) vs. Georgia Tech, 3/6/13

Team Shot 60 Percent in a Half

Miami .625 (10-16), second half, at Savannah State, 12/19/13
Opponent .652 (15-23), second half, Marquette, 3/28/13

Team Shot 70 Percent in a Half

Miami .739 (17-23), first half, at Florida State, 2/13/13

Team Shot 60 Percent in a Game

Miami .638 (30-47), at Florida State, 2/13/13
Opponent .622 (23-37), Clemson, 12/21/08

Team Shot Less Than 30 Percent in a Game

Miami .291 (16-55), FGCU, 11/13/12
Opponent .297 (22-74), Duke, 1/23/13

Miami 84, Florida Tech 55 Exhibition BankUnited Center 10-30-13

Florida Tech 0-0 Totals: 24 69 3 22 4 7 12 21 33 19 55 15 12 3 5 200

Miami 0-0 Totals: 29 63 11 26 15 26 16 35 51 13 84 14 12 6 7 200

Officials: Jacyn Goble, JB Caldwell, Alan Spainhour Technical fouls: Florida Tech-None, Miami-None. Attendance: 4848

Score by Periods: 1st 2nd Total Florida Tech 18 37 55 Miami 40 44 84

Points in the paint-FITM 30,UM 30. Points off turnovers-FITM 12,UM 15. 2nd chance points-FITM 6,UM 25. Fast break points-FITM 14,UM 17.

St. Francis Brooklyn 66, Miami 62 (OT) Game 1 11-08-13 BankUnited Center

St. Francis Brooklyn 1-0 Totals: 22 60 7 24 15 23 45 27 66 11 17 4 6 225

Miami 0-1 Totals: 19 61 0 15 24 31 15 28 43 20 62 5 13 3 7 225

Officials: Brian Dorsey, Bernard Clinton, Louie Andrakos Technical fouls: St. Francis Brooklyn-None, University of Miami-None. Attendance: 6060

Score by Periods: 1st 2nd OT Total St. Francis Brooklyn 27 29 10 66 University of Miami 26 30 6 62

Points in the paint-SFBK 26,UM 30. Points off turnovers-SFBK 15,UM 16. 2nd chance points-SFBK 13,UM 11. Fast break points-SFBK 3,UM 4.

Miami 81, Ga. Southern 80 (OT) Game 2 11-11-13 BankUnited Center

Georgia Southern 1-1 Totals: 27 57 10 26 16 16 10 22 32 24 80 8 11 2 2 225

Miami 1-1 Totals: 25 64 6 21 25 29 16 20 36 17 81 12 7 5 8 226

Officials: Ray Natili, Tim Nestor, JB Caldwell Technical fouls: Georgia Southern-None, University of Miami-None. Attendance: 4654

Score by Periods: 1st 2nd OT Total Georgia Southern 32 35 13 80 University of Miami 35 32 14 81

Points in the paint-GASO 24,UM 30. Points off turnovers-GASO 12,UM 14. 2nd chance points-GASO 6,UM 20. Fast break points-GASO 4,UM 2.

Miami 84, Texas Southern 69 Game 3 11-14-13 BankUnited Center

Texas Southern 2-1 Totals: 23 54 11 22 12 17 9 22 31 11 69 13 16 2 3 200

Miami 2-1 Totals: 35 69 10 20 4 6 15 26 41 14 84 21 9 4 12 200

Officials: Karl Hess, Michael Roberts, Ray Perone Technical fouls: Texas Southern-None, University of Miami-None. Attendance: 4728

Score by Periods: 1st 2nd Total Texas Southern 32 37 69 University of Miami 44 40 84

Points in the paint-TSU 22,UM 38. Points off turnovers-TSU 13,UM 26. 2nd chance points-TSU 11,UM 15. Fast break points-TSU 2,UM 8.

Miami 70, College of Charleston 54 Game 4 11-18-13 TD Arena

Miami 3-1 Totals: 26 51 7 11 11 12 10 20 30 20 70 13 9 5 4 200

Charleston 1-3 Totals: 19 42 5 15 11 22 10 16 26 14 54 9 12 2 5 200

Officials: Roger Ayers, Tim Kelly and Tony Greene Technical fouls: University of Miami-None, College of Charleston-None. Attendance: 4018

Score by Periods: 1st 2nd Total University of Miami 40 30 70 College of Charleston 25 29 54

Points in the paint-UM 30,COFC 24. Points off turnovers-UM 16,COFC 7. 2nd chance points-UM 10,COFC 8. Fast break points-UM 6,COFC 4.

UCF 63, Miami 58 Game 5 11-21-13 BankUnited Center

UCF 3-1 Totals: 26 59 4 14 7 17 12 31 43 12 63 14 13 1 7 200

Miami 3-2 Totals: 23 59 5 22 7 10 7 29 36 16 58 8 12 4 8 200

Officials: Karl Hess, Roger Ayers, Michael Roberts Technical fouls: UCF-None, University of Miami-None. Attendance: 4895

Score by Periods: 1st 2nd Total UCF 28 35 63 University of Miami 21 37 58

Points in the paint-UCF 36,UM 32. Points off turnovers-UCF 12,UM 10. 2nd chance points-UCF 7,UM 7. Fast break points-UCF 8,UM 10.

vs. La Salle
12-22-13

Game 12
BankUnited Center

#	Player	tot-fg		3-pt		rebounds			a	to	b	s	min				
		fg	fga	fg	fga	ft	fta	of						de	tot	pf	tp
00	ZACK, Steve	* 5	10	0	0	1	2	4	7	11	2	11	1	1	1	0	35
01	PETERSON, D.J.	* 0	2	0	1	0	0	0	0	0	4	0	0	2	0	0	19
03	DUREN, Tyreek	* 7	17	4	7	0	0	0	5	5	3	18	2	1	1	1	36
10	MILLS, Sam	* 6	14	3	8	0	0	1	2	3	0	15	2	1	0	3	34
25	WRIGHT, Jerrell	* 3	6	0	0	2	3	4	3	7	2	8	0	2	0	0	29
05	DUNN, Taylor	0	0	0	0	0	0	0	0	0	0	0	0	0	0	0	3
21	GARLAND, Tyrone	1	7	0	2	1	2	0	0	0	2	3	3	2	0	0	23
23	LEWIS, Khalid	1	4	0	0	0	0	0	0	0	2	2	1	1	0	0	14
35	BROWN, Rohan	0	0	0	0	1	2	1	0	1	2	1	0	0	0	0	7
	TEAM							4	4	8							
	Totals	23	60	7	18	5	9	14	21	35	17	58	9	10	2	4	200

TOTAL FG% 1st Half: 9-28 32.1% 2nd Half: 14-32 43.8% Game: 38.3%
 3-Pt. FG% 1st Half: 3-10 30.0% 2nd Half: 4-8 50.0% Game: 38.9%
 F Throw % 1st Half: 3-4 75.0% 2nd Half: 2-5 40.0% Game: 55.6%

#	Player	tot-fg		3-pt		rebounds			a	to	b	s	min				
		fg	fga	fg	fga	ft	fta	of						de	tot	pf	tp
05	Davon Reed	* 3	8	1	5	1	1	0	0	0	2	8	4	1	0	0	25
15	Rion Brown	* 6	12	1	5	4	6	4	5	9	0	17	4	2	0	1	33
22	Donnavan Kirk	* 4	9	0	2	1	2	4	5	9	2	9	0	1	4	0	35
25	Garrus Adams	* 5	10	1	2	2	3	1	2	3	1	13	3	1	0	2	34
35	James Kelly	* 4	7	1	1	1	2	0	3	3	1	10	0	2	1	1	20
20	Manu Lecomte	2	6	0	1	1	2	1	3	4	3	5	2	0	0	1	28
23	Tonye Jekiri	4	7	0	0	1	2	2	5	7	3	9	0	0	1	2	25
	TEAM							3	2	5							
	Totals	28	59	4	16	11	18	15	25	40	12	71	13	7	6	7	200

TOTAL FG% 1st Half: 15-31 48.4% 2nd Half: 13-28 46.4% Game: 47.5%
 3-Pt. FG% 1st Half: 3-11 27.3% 2nd Half: 1-5 20.0% Game: 25.0%
 F Throw % 1st Half: 1-1 100% 2nd Half: 10-17 58.8% Game: 61.1%

Officials: Bryan Kersey, Gary Maxwell, James Luckie
 Technical fouls: La Salle-None. University of Miami-None.
 Attendance: 4837

Score by Periods	1st	2nd	Total
La Salle	24	34	58
University of Miami	34	37	71

Points in the paint-LAS 26,UM 32. Points off turnovers-LAS 9,UM 11.
 2nd chance points-LAS 14,UM 17. Fast break points-LAS 10,UM 5.
 Bench points-LAS 6,UM 14. Score tied-2 times. Lead changed-1 time.
 Last FG-LAS 2nd-00:26, UM 2nd-00:35.
 Largest lead-LAS by 5 1st-17:39, UM by 15 2nd-08:41.

at Syracuse
1-4-14

Game 13
Carrier Dome

at North Carolina
1-8-14

Game 14
Dean Smith Center

vs. Florida State
1-15-14

Game 15
BankUnited Center

at Georgia Tech
1-18-14

Game 16
McCamish Pavilion

vs. Duke
1-22-14

Game 17
BankUnited Center



HEAD COACH JIM LARRAÑAGA

Third Season | Providence, 1971

Hometown: The Bronx, N.Y. | Head Coach: American International, 1977-79 | Bowling Green, 1986-97 | George Mason, 1997-2011 | Miami, 2011-present

LARRAÑAGA'S CAREER

Head Coach

2011-pres. Miami
1997-2011 George Mason
1986-97 Bowling Green
1977-79 American International

Assistant

1979-86 Virginia
1971-76 Davidson

Player / Coach

1977 Geronemo Basketball Club (Belgium)

EDUCATION

Providence College, 1971, B.A. Economics
Archbishop Malloy High School, 1967

NCAA APPEARANCES

1999 - George Mason
2001 - George Mason
2006 - George Mason (Final Four)
2008 - George Mason
2011 - George Mason
2013 - Miami (Sweet 16)

NIT APPEARANCES

1990 - Bowling Green
1991 - Bowling Green
1997 - Bowling Green
2002 - George Mason
2004 - George Mason
2009 - George Mason
2012 - Miami

PLAYING CAREER

Geronemo Basketball Club (Belgium) 1976-77
Providence College, 1967-71
Archbishop Molloy, 1963-67

MISCELLANEOUS

AP, Naismith, Henry Iba Coach of the Year, 2013
ACC Coach of the Year, 2013
Clair Bee Coach of the Year, 2006
CAA Coach of the Year, 2011, 1999

PERSONAL

Born: Oct. 2, 1949 Hometown: Bronx, N.Y.
Wife: Liz Sons: Jay and Jon

Jim Larrañaga was named the 12th head coach of the University of Miami men's basketball program on April 22, 2011.

After leading UM to the 2013 NCAA Sweet 16, and winning the school's first ACC regular season and tournament championships, Larrañaga was honored as the AP, Naismith, USBWA Henry Iba and ACC Coach of the Year. The Bronx native helped Miami to a No. 2 national ranking by both the AP and USA TODAY, and a No. 2 seed in the NCAA tournament. He is the 10th coach in the last 10 years to lead two top-10 programs, as Miami was No. 2 on Feb. 18, 2013, and George Mason was No. 8 in the final Top 25 poll in 2006.

Larrañaga, who earned his 500th win during the season, directed the Canes to a 27-point win over No. 1 Duke and three other 20+ point wins over ACC opponents this season, including North Carolina (+26), Florida State (+24) and Boston College (+22). UM's 29 overall and 15 ACC wins in 2012-13 were program-bests, as was the 14-game winning streak and 13-0 start in conference play. Other program firsts include defeating all three teams in the North Carolina Triangle in the same season, beating a trio of teams in the Top 20 since joining the ACC and hosting five home sellouts at the BankUnited Center.

Individually, Coach L saw Shane Larkin earn the ACC Player of the Year and Lute Olson National Player of the Year awards, as well as All-American status and finalist nods for the Bob Cousy, John Wooden and James Naismith player of the year honors before declaring early for the 2013 NBA Draft. Larkin was also the ACC Tournament MVP, on the ACC Defensive team and a defensive All-American. Durand Scott was the ACC Defensive Player of the Year, three players - Larkin, Scott and Kenny Kadji - were listed on all-conference teams and four were on the ACC All-Tournament Team - Larkin, Scott, Julian Gamble and Trey McKinney Jones. All six seniors on the Sweet 16 team earned academic degrees from the University of Miami and one player was listed on the All-ACC Academic Team.

Larrañaga came to Miami after serving as the head coach at George Mason for 14 seasons. He guided that program to five NCAA Tournament appearances (2011, 2008, 2006, 2001, 1999) - including an unprecedented run to the 2006 Final Four that captured the nation's attention, defeating Michigan State, North Carolina, Wichita State and UConn along the way. Following that run, he was selected the 2006 Clair Bee Coach of the Year.

Larrañaga came to Miami after serving as the head coach at George Mason for 14 seasons. He guided that program to five NCAA Tournament appearances (1999, 2001, 2006, 2008, 2011) - including an unprecedented run to the 2006 Final Four that captured the nation's attention, defeating Michigan State, North Carolina, Wichita State and UConn along the way. Following that run, he was selected the 2006 Clair Bee Coach of the Year.

LARRAÑAGA'S CAREER RECORDS

School	Years	Overall	Conference
American International	1977-1979	27-26	none
Bowling Green	1986-1997	170-144	101-85
George Mason	1997-2011	273-164	165-79
Miami	2011-pres.	56-24	24-11
Overall	30th	526-359	290-176

COACH JIM LARRAÑAGA AT A GLANCE

2013 AP Coach of the Year
2006 Clair Bee Coach of the Year
2013 ACC Coach of the Year
2013 NABC All-District II Coach
2001 & 1999 CAA Coach of the Year
1999 CAA Coach of the Year
1997 MAC Coach of the Year
Eight 20-win seasons

2013 Naismith Coach of the Year
2013 Henry Iba Coach of the Year
2013 Adolph Rupp Cup Coach of the Year
2013 USBWA District IV Coach of the Year
Six NCAA tournament appearances
2013, 2011, 2008, 2006, 2001, 1999
Seven postseason NIT appearances
2012, '09, '04, '02, '97, '91, '90

Coached Shane Larkin - ACC Player of the Year, ACC Tournament MVP, USBWA All-District, Sporting News All-American, finalist for Cousy, Naismith & Wooden awards, All-ACC First Team and All-ACC Defensive Team
Coached Durand Scott - ACC Defensive Player of the Year, ACC Tournament First Team, All-ACC Third Team

Coached George Evans, who was a three-time CAA Player of the Year, the CAA Rookie of the Year, a three-time CAA Defensive Player of the Year and on the CAA All-Defensive Team three times.

Six All-Atlantic Coast Conference selections
Four ACC All-Tournament team selections
Three coaches and two media ACC All-Defensive Team selections

28 All-Colonial Athletic Conference selections
Three AP All-America players

Nine CAA All-Defensive Team selections

Eight CAA All-Rookie Team selections

Three Dean Ehlers Award winners - given to the CAA player who best meets the criteria of academic achievement, leadership and community service.

12 All-MAC Conference selections

Coached Antonio Daniels - MAC Player of the Year and MAC Freshman of the Year

Two MAC Freshman of the Year selections

Four MAC All-Freshman Team selections

LARRAÑAGA YEAR-BY-YEAR

Year	School	Overall		Conference		Post-Season
		W-L	W-L	Finish		
1977-78	American International	14-13				
1978-79	American International	13-13				
1986-87	Bowling Green	15-14	10-6	3		
1987-88	Bowling Green	12-16	7-9	t-5		
1988-89	Bowling Green	13-15	6-10	t-6		
1989-90	Bowling Green	18-11	9-7	t-3		NIT 0-1
1990-91	Bowling Green	17-13	9-7	t-4		NIT 0-1
1991-92	Bowling Green	14-15	8-8	5		
1992-93	Bowling Green	11-16	8-10	t-6		
1993-94	Bowling Green	18-10	12-6	t-2		
1994-95	Bowling Green	16-11	10-8	t-5		
1995-96	Bowling Green	14-13	9-9	t-6		
1996-97	Bowling Green	22-10	13-5	t-1		NIT 0-1
1997-98	George Mason	9-18	6-10	6		
1998-99	George Mason	19-11	13-3	1		NCAA 0-1
1999-00	George Mason	19-11	12-4	t-1		
2000-01	George Mason	18-12	11-5	3		NCAA 0-1
2001-02	George Mason	19-10	13-5	2		NIT 0-1
2002-03	George Mason	16-12	11-7	4		
2003-04	George Mason	23-10	12-6	3		NIT 2-1
2004-05	George Mason	16-13	10-8	6		
2005-06	George Mason	27-8	15-3	t-1		NCAA 4-1
2006-07	George Mason	18-15	9-9	5		
2007-08	George Mason	23-11	12-6	2		NCAA 0-1
2008-09	George Mason	22-11	13-5	2		NIT 0-1
2009-10	George Mason	17-15	12-6	4		CIT 0-1
2010-11	George Mason	27-7	16-2	1		NCAA 1-1
2011-12	Miami	20-13	9-7	t-4		NIT 1-1
2012-13	Miami	29-7	15-3	1		NCAA 2-1
2013-14	Miami	7-5	0-1			
	Overall	526-359	290-176	10-14		


Larrañaga built the GMU Patriots' program into a perennial contender in the highly-regarded Colonial Athletic Association, winning more games than any other coach in program and conference history (273) en route to three conference titles (1999, 2001, 2008). A two-time CAA Coach of the Year honoree, Larrañaga earned the accolade in 2011, leading the Patriots to a 27-7 overall record and 16-2 conference mark en route to the CAA regular-season title and their fifth NCAA Tournament appearance under his leadership. Seeded a program-best eighth in the NCAA Tournament, George Mason rallied from a double-digit deficit to defeat ninth-seeded Villanova, 61-57, before falling to overall No. 1 seed Ohio State in the third round. In 2006, Larrañaga became the first coach at a mid-major school to take his team to the Final Four in 27 years and earned an at-large berth for a CAA team for the first time in 20 years. Along the way, he led Mason to a school record in wins, the school's first national ranking, George Mason's first appearance in the Top 10 and the school's first wins over Top 10 teams.

With 29 years of head coaching experience, the native of Bronx, N.Y., previously served as the head coach at Bowling Green for 11 seasons (1986-1997) and at Division II American International for two seasons (1977-79). His first coaching opportunity came at Davidson College, where he served as an assistant coach to Terry Holland. Davidson captured three Southern Conference regular-season championships and an NIT berth in his five years there, and he compiled a 47-12 record doubling as the freshman team coach. In 1976, he left Davidson and spent one season as player-coach for the Geronemo Basketball Club in Belgium. A 1971 graduate of Providence College with a degree in economics, Larrañaga was a four-year letterman for the Friars. As the team captain in his senior season, he led Providence to a 20-8 record and an NIT appearance. He graduated as the school's fifth all-time leading scorer with 1,258 points and was selected in the sixth round of the draft by the Detroit Pistons of the National Basketball Association. He was the team's top scorer as a sophomore and junior and was named New England's Division I Sophomore of the Year in 1969. He was inducted into the Providence College Hall of Fame in 1991.

Larrañaga, 64, and his wife, Liz, have two sons - Jay, who played for his father at Bowling Green and is an assistant coach with the Boston Celtics, and Jon, who was a member of his father's George Mason teams from 1999-2003 - and four grandchildren.




25
GARRIUS ADAMS
Gr. | G | 6-6 | 200
Apex, N.C. | Middle Creek



4
RAPHAEL AKPEJIORI
Sr. | F | 6-9 | 241
Lagos, Nigeria | Sunrise Christian (Kan.)



15
RION BROWN
Sr. | G | 6-6 | 211
Hinesville, Ga. | Liberty County



1
DEANDRE BURNETT
Fr. | G | 6-2 | 191
Miami, Fla. | Carol City




2
CORN ELDER
Fr. | G | 5-10 | 173
Nashville, Tenn. | Ensworth



11
MIKE FERNANDEZ
Fr. | G | 6-1 | 189
Coral Gables, Fla. | Belen Jesuit




12
JUSTIN HELLER
Sr. | G | 6-2 | 177
Boca Raton, Fla. | West Boca Raton



23
TONYE JEKIRI
So. | C | 7-0 | 235
Hialeah, Fla. | Champagnat Catholic




35
JAMES KELLY
Jr. | F | 6-7 | 246
Ann Arbor, Mich. | Owens CC | Pioneer Pontiac, Mich.



22
DONNAVAN KIRK
Gr. | F | 6-9 | 228




20
MANU LECOMTE
Fr. | G | 5-9 | 159



10
SHELDON McCLELLAN
Jr. | G | 6-5 | 206
Houston, Texas | Texas | Bellaire




5
DAVON REED
Fr. | G | 6-6 | 208
Princeton, N.J. | Princeton Day



13
ANGEL RODRIGUEZ
Jr. | G | 5-11 | 181



3
STEVE SORENSON
So. | G | 6-0 | 161



21
ERIK SWOOPE
Sr. | F | 6-5 | 220

San Juan, P.R. | Kansas State | Miami Krop | Dallas, Texas | St. Mark's School | Lake Elsinore, Calif. | Harvard-Westlake



JIM LARRAÑAGA
Head Coach



ERIC KONKOL
Assistant Coach




MICHAEL HUGER
Assistant Coach



CHRIS CAPUTO
Assistant Coach



ADAM FISHER
Director of Operations



RAPHAEL AKPEJIORI #4

Senior | Forward | 6-9 | 241

Lagos, Nigeria | Sunrise Christian Academy (Kan.)

2013 All-ACC Academic Team ACC Academic Honor Roll

As a Junior (2012-13): ACC Academic Honor Roll ... Averaged 4.0 minutes in two NCAA tournament games, grabbing two rebounds ... In 10 ACC games, recorded six points and six rebounds in 48 minutes ... Season highs: 4 points at Boston College; 4 rebounds twice – vs. Maryland and at Georgia Tech; 1 assist vs. Florida State; 1 steal three times; 2 blocked shots vs. Charlotte; 13 minutes at Georgia Tech.

As a Sophomore (2011-12): Season highs include seven points vs. Tennessee Tech, seven rebounds at Purdue, four blocked shots vs. UNF, 22 minutes vs. UNF ... Averaged 1.6 points, 1.5 rebounds, 0.5 blocks in 22 games played ... Shot 48.1 percent from the field and 58.8 percent at the line ... In ACC play, recorded 1.0 ppg and 1.0 rpg in eight games ... Averaged 3.1 points and 2.6 rebounds in the first nine games of the season ... Led (or tied) for team game highs in blocked shots three times and in rebounds once ... Was perfect from the field in five games, including 3-of-3 against Tennessee Tech ... Notched five points, four rebounds and four blocks in 22 minutes against UNF... Book Buster (3.0 GPA)... Athletics Director Honor Roll (3.2 GPA)... Dean's List (3.5 GPA).

As a Freshman (2010-11): Saw action in 20 games as a true freshman, averaging 1.6 points and 1.6 rebounds in 4.9 minutes per game... Aggressive defensive player that excels at rebounding and shot blocking... Productive during his time on the hardwood, with his 12 blocks tying for third most on the squad... UM's second most active player on the glass, pulling down 18.5 percent of the rebounds when he's in the game - including 20.8 percent of the defensive boards... Hit both free throws at UNC Greensboro (2/15), converting five of his last six attempts from the charity stripe during the season.

High School: Kansas All-State Class 1-A Honorable Mention selection... Rated as the No. 64 power forward by ESPN... Helped his team finish with just two losses in 2009-10, with one of those to nationally-ranked power Providence School (Fla.) who won the 2-A FHSAA state title... Poured in a game-high 23 points (including three dunks) and 12 rebounds in a win over Liberal... Added another double-double with 14 points and 10 rebounds against Dodge City... Named to the Fantasy of Lights All-Tournament Team after helping his team to a championship game win over Mansfield Timberview... Sat out the 2008-09 season with an injury... Named to the Hawk Challenge All-Tournament Team following back-to-back double-digit scoring performances in the state of Florida... Played AAU basketball for Baltimore Elite... Played in the international game during the 2008 Jordan Brand Basketball Classic in New York City... Coached by Kyle Lindsted at Sunrise Christian.

Personal: Full name is Ethasor Raphael Akpejori ... Goes by Raphael ... First name is pronounced A- tha- saur ... Last name is pronounced AHK-peh-jour-ee ... Born Oct. 10, 1990 ... Son of Pius and Clara ... One brother, Eshemokha, and four sisters, Okhiaofe, Ilamosi, Ideoghena and Eboshogwe ... A standout in the classroom as well as on the court, majoring in mechanical engineering ... In August of 2013, averaged 9.2 points and 5.8 rebounds for Athletes in Action through five games played in Jamaica. Game high was 12 points against the Jamaican National Team, against former teammate Durand Scott ... Also recruited by Texas A&M, Colorado, USF and UCF.

Akpejori Season / Career Highs

Points
Season: 2 (2x) last at Nebraska, 12/4/13
Career: 8, vs. NC Central 11/19/10
ACC: 4 (2x) last at Boston College, 1/16/13

Rebounds
Season: 2, vs. Virginia Tech, 12/8/13
Career: 7, at Purdue 11/29/11
ACC: 4 (3x) last vs. Maryland, 1/13/13

Assists
Season: --
Career: 1 (3x), last vs. Florida State, 1/27/13
ACC: 1, vs. Florida State, 1/27/13

Steals
Season: --
Career: 1 (8x), last vs. Florida State, 1/27/13
ACC: 1 (5x), last vs. Florida State, 1/27/13

Blocked Shots
Season: 1 (2x) last vs. UCF, 11/21/13
Career: 4 (2x), last vs. UNF 11/19/11
ACC: 2, vs. Florida State, 1/19/11

Field Goals
Season: 1, vs. Texas Southern, 11/14/13
Career: 3 (2x) last vs. Tennessee Tech 11/11/11
ACC: 2 (2x) last at Boston College, 1/16/13

Field Goal Attempts
Season: 1 (3x), last vs. Virginia Tech, 12/8/13
Career: 4, UNF 11/19/11
ACC: 3 (3x) last at Boston College, 1/16/13

Free Throws
Season: 2, at Nebraska, 12/4/13
Career: 4, at Rutgers 11/21/10
ACC: 2, vs. Florida State, 1/19/11

Free Throw Attempts
Season: 2, at Nebraska, 12/4/13
Career: 4 (4x), last vs. Memphis 12/06/11
ACC: 3, at Duke, 1/2/11

3-Point Field Goals
Season: --
Career: --
ACC: --

3-Point Field Goal Attempts
Season: --
Career: --
ACC: --

Foul Disqualifications
Season: --
Career: --


Minutes
Season: 9, vs. Virginia Tech, 12/8/13
Career: 22, vs. UNF 11/19/11
ACC: 13, at Georgia Tech, 1/5/13

AKPEJIORI CAREER STATISTICS

Season	GP	GS	Min.	Avg.	3-Point			Free Throws			Rebounds				PF		FO		Ast.	TO	Blk	Stl	Scoring		
					FG	FGA	Pct.	FT	FTA	Pct.	Off.	Def.	Tot.	Avg.	Pts.	Avg.									
2010-11	20	0	98	4.9	5	10	.500	0	0	.000	21	32	.656	13	18	31	1.6	16	0	0	5	12	2	31	1.6
2011-12	22	3	147	6.7	13	27	.481	0	0	.000	10	17	.588	21	12	33	1.5	27	0	2	7	11	4	36	1.6
2012-13	18	0	81	4.5	5	14	.357	0	0	.000	1	3	.333	6	14	20	1.1	8	0	1	3	3	3	11	0.6
2013-14	6	0	33	5.5	1	3	.333	0	0	.000	2	2	1.000	0	6	6	1.0	11	0	0	2	2	0	4	0.7
TOTAL	66	3	359	5.4	24	54	.444	0	0	.000	34	54	.630	40	50	90	1.4	62	0	3	17	28	9	82	1.2

AKPEJIORI 2013-14

Opponent	Date	GS	Min	TOTAL			3-PTS			FREE THROWS			REBOUNDS				PF	FO	A	TO	Blk	Stl	Pts	Avg	
				FG	FGA	Pct	3FG	FGA	Pct	FT	FTA	Pct	Off	Def	Tot	Avg									
SFB	11-08-13	5	0	0	.000	0	0	.000	0	0	.000	0	0	0	0	0	0	0	1	0	0	0	0	0	0
TEXAS SOUTHERN	11-14-13	2	1	1	1.000	0	0	.000	0	0	.000	0	1	1	0.5	3	0	0	0	0	1	0	0	2	1.0
UCF	11-21-13	4	0	1	.000	0	0	.000	0	0	.000	0	1	1	0.7	0	0	0	0	0	1	0	0	0	0.7
vs Arizona State	12-01-13	5	0	0	.000	0	0	.000	0	0	.000	0	1	1	0.8	1	0	0	0	0	0	0	0	0	0.5
at Nebraska	12-04-13	8	0	0	.000	0	0	.000	2	2	1.000	0	1	1	0.8	4	0	0	0	0	0	0	2	0.8	
VIRGINIA TECH	12-08-13	9	0	1	.000	0	0	.000	0	0	.000	0	2	2	1.0	2	0	0	1	0	0	0	0	0	0.7
Totals		0	33	1	.333	0	0	.000	2	2	1.000	0	6	6	1.0	11	0	0	2	2	0	4	0	4	0.7



RION BROWN

Senior | Guard | 6-6 | 211

Hinesville, Ga. | Liberty County

#15

Brown Season / Career Highs

Points

Season: 25, at Nebraska, 12/4/13
 Career: 25, at Nebraska, 12/4/13
 ACC: 22 (2x) last vs. Boston College 2/5/13

Rebounds

Season: 11, vs. Texas Southern, 11/14/13
 Career: 11, vs. Texas Southern, 11/14/13
 ACC: 8, vs. Georgia Tech 2/3/11

Assists

Season: 9, vs. Texas Southern, 11/14/13
 Career: 9, vs. Texas Southern, 11/14/13
 ACC: 3 (4x), last vs. Wake Forest 2/18/12

Steals

Season: 3, vs. Texas Southern, 11/14/13
 Career: 3 (2x) last vs. Texas Southern, 11/14/13
 ACC: 2 (2x) last vs. Boston College 2/5/13

Blocked Shots

Season: 1, at Savannah State, 12/19/13
 Career: 1, (6x) last at UMass, 12/1/12
 ACC: 1, (2x) last vs. Maryland, 3/2/11

Field Goals

Season: 8, at Nebraska, 12/4/13
 Career: 9, at Georgia Tech, 1/5/13
 ACC: 9, at Georgia Tech, 1/5/13

Field Goal Attempts

Season: 15 (2x) last vs. Virginia Tech, 12/8/13
 Career: 15 (2x) last vs. Virginia Tech, 12/8/13
 ACC: 15 (2x) last vs. Virginia Tech, 12/8/13

Free Throws

Season: 7 (2x) last vs. GWU, 11/28/13
 Career: 7 (2x) last vs. GWU, 11/28/13
 ACC: 4, at NC State 2/29/12

Free Throw Attempts

Season: 8, vs. Ga. Southern, 11/11/13
 Career: 8, vs. Ga. Southern, 11/11/13
 ACC: 5, vs. Boston College 2/5/13

3-Point Field Goals

Season: 5, at Nebraska, 12/4/13
 Career: 6, vs. Maryland 3/2/11
 ACC: 6, vs. Maryland 3/2/11

3-Point Field Goal Attempts

Season: 11, at Nebraska, 12/4/13
 Career: 10, vs. Illinois, 3/24/13
 ACC: 8, at North Carolina 1/10/13

Foul Disqualifications

Season: --
 Career: --

Minutes

Season: 45, vs. Ga. Southern, 11/11/13
 Career: 45, vs. Ga. Southern, 11/11/13
 ACC: 38, vs. Virginia Tech, 12/8/13

As a Junior (2012-13): Scored 21 points vs. Illinois to tie for fourth-best outing by a Cane in an NCAA tournament game ... Five 3-pointers tie for second-most ... Third-best scoring average in three NCAA tournament games with 11.7 ppg, after hitting nine 3-pointers ... Also averaged 3.7 rebounds ... In ACC tournament averaged 6.3 points and 1.7 rebounds ... In 15 ACC games hit 21 3-pointers, averaging 6.3 points per game ... Led (or tied) the Canes in scoring three times, rebounds twice and steals twice ... Season highs: 22 points twice – vs. Boston College and at Georgia Tech ... 5 3-pointers made twice – vs. Illinois and vs. Boston College; 7 rebounds vs. Jacksonville; 3 assists vs. North Carolina and at Florida Gulf Coast; 2 steals four times.

As a Sophomore (2011-12): Ended the season on a streak of hitting a three-pointer in seven-straight games, which ties for the fourth-longest current streak in the ACC ... Second on the team in three-point percentage, hitting 41-104 (39.4%) from distance ... Second on the squad with 41 made treys ... Played in 31 games, starting the final three of the season ... Did not play against UNF or Florida Gulf Coast due to illness ... In 19.9 minutes per game, averaged 7.2 points, 2.8 rebounds, 0.5 assists, 0.5 steals ... Hit 42.7 percent from the field, 39.4 from distance and 76.6 at the line overall ... In ACC play, averaged 6.0 points, 2.7 rebounds and 1.0 three-pointer made per game ... Scored in double digits 10 times, including the final four games ... Knocked down multiple threes 10 times, twice hitting four ... Knocked down 11 threes in the four postseason games, leading the team with 14.3 points in the ACC Tournament and NIT combined ... In the ACC Tournament was second on the team in scoring with 11.5 ppg, hitting five threes in two games, and had 5.0 rebounds ... Led the team in the NIT with 17.0 points and 35.5 minutes per night, and was second with 6.0 rebounds in the two games ... Shot 47.8 percent from the field, 42.9 percent from long range and 85.7 percent at the line in the NIT ... Led (or tied) for team game highs in scoring three times, steals twice and rebounds once ... Season highs include 18 points vs. Valparaiso, four three-pointers made vs. Valpo and FAU, six rebounds three times, three assists vs. Wake Forest and at Boston College, two steals a trio of times and 37 minutes against Valparaiso.

As a Freshman (2010-11): Played in all 36 games, starting all five contests in the postseason - two in ACC Tournament play and three in the NIT ... Averaged 4.4 points and 2.0 rebounds in 16.9 minutes per game ... Considered the team's top perimeter defender, with a nice mid-range game and explosive moves to the basket ... Strong leaper who can fly up and down the court in the transition game ... Saw 15-plus minutes on the hardwood in each of the final 18 games, including a personal ACC-high 30 minutes in a breakout game versus Maryland (3/2) ... Versus the Terps, registered career highs in points (19), field goals made (6), three-pointers made (6) and assists (3) ... Finished 6-of-7 from long range, becoming the third Cane to convert six threes in a single game this season (Adrian Thomas and Malcolm Grant each did it twice) ... His six three-pointers are the most by a Miami freshman in a decade - since Darius Rice went 7-for-15 from downtown versus Virginia Tech on Jan. 10, 2001 ... Also had a big game versus Virginia (2/5) - with the Canes trailing five points with 30 seconds remaining in regulation, sank a deep three-pointer from the U logo, and then with Miami down by three, converted all three free throws with just 13 seconds on the clock to send the game into overtime ... Finished with eight points - with those five in the final 30 seconds of regulation, three rebounds and a block in 24 minutes ... Pulled down five boards in the NIT quarterfinal at Alabama (3/23) for his third performance with five-plus boards.

High School: Selected the Class 3-A South Player of the Year by the Georgia Athletic Coaches Association ... Listed as a four-star recruit by Rivals and Scout.com ... Rated as the No. 15 shooting guard by Scout, No. 47 shooting guard by ESPN and No. 61 nationally by Rivals ... Selected as a GHSAA State Senior All-Star ... As a senior, averaged 22.8 points per game, while shooting 55 percent from the field and 38 percent from beyond the arc ... Set school records with a single-game high of 42 points and the single-season record of 660 points ... Selected as the WTOOC-TV Player of the Week (1/11/10) after that career-high 42-point performance in a win over Burke County ... Helped lead his team to the second round of the Georgia 3-A High School State Playoffs ... Scored a game-high 28 points (including 10 in the fourth quarter) in a win over West Laurens ... Dropped in 28 points for Liberty County in a win over Metter and added 26 points against Bradford as part of the Gentlemen's Classic Tournament in Statesboro, Ga. ... Finished with 25 points in Liberty County's win over Thomson ... Teammate of Tennessee signee Jordan McRae ... Coached by Willie Graham ... Played AAU basketball for the Worldwide Renegades.


Personal: First name is pronounced Ryan ... Born Rion Cortez Sept. 3, 1991 ... Son of Lisa Brown and Tico Brown, who played basketball at Georgia Tech, in the Continental Basketball Association and overseas. When he retired, Tico was the CBA's all-time leading scorer (8,538 points) and was voted to the All-Time CBA Team ... Brother to Tico Brown II ... Majoring in sports administration, will graduate in May ... Also recruited by Georgia, Alabama and Virginia.

BROWN CAREER STATISTICS

Season	GP	GS	Min.	Avg.	3-Point			Free Throws			Rebounds				Scoring										
					FG	FGA	Pct.	FT	FTA	Pct.	Off.	Def.	Tot.	Avg.	PF	FO	Ast.	TO	Blk	Stl	Pts.	Avg.			
2010-11	36	5	607	16.9	51	141	.362	32	90	.356	23	33	.697	13	59	72	2.0	54	0	22	33	3	10	157	4.4
2011-12	31	3	618	19.9	73	171	.427	41	104	.394	36	47	.766	26	60	86	2.8	41	0	16	21	1	15	223	7.2
2012-13	36	6	800	22.2	79	215	.367	38	130	.292	35	47	.745	24	48	72	2.0	52	0	30	22	2	15	231	6.4
2013-14	12	12	423	35.2	56	141	.397	14	57	.246	37	46	.804	23	52	75	6.3	21	0	38	18	1	12	163	13.6
TOTAL	115	26	2448	21.3	259	668	.388	125	381	.328	131	173	.757	86	219	305	2.7	168	0	106	94	7	52	774	6.7

BROWN 2013-14

Opponent	Date	GS	Min	TOTAL			3-PTS			FREE THROWS			REBOUNDS				PF	FO	A	TO	Blk	Stl	Pts	Avg	
				FG	FGA	Pct	3FG	FGA	Pct	FT	FTA	Pct	Off	Def	Tot	Avg									
SFB	11-08-13	*	42	3	10	.300	0	3	.000	5	6	.833	1	6	7	7.0	1	0	0	1	0	0	11	11.0	
GA. SOUTHERN	11-11-13	*	45	3	13	.231	2	6	.333	7	8	.875	3	4	7	7.0	3	0	4	0	0	0	15	13.0	
TEXAS SOUTHERN	11-14-13	*	34	6	12	.500	1	2	.500	0	0	.000	3	8	11	8.3	1	0	9	4	0	3	13	13.0	
at Charleston	11-18-13	*	35	6	10	.600	1	2	.500	2	2	1.000	2	2	4	7.3	1	0	2	1	0	2	15	13.5	
UCF	11-21-13	*	29	4	15	.267	1	8	.125	2	2	1.000	1	6	7	7.2	2	0	2	0	0	1	11	13.0	
vs George Washington	11-28-13	*	34	4	12	.333	1	6	.167	7	7	1.000	3	6	9	7.5	2	0	1	0	0	1	16	13.5	
at Cal State Fullerton	11-29-13	*	34	4	10	.400	0	3	.000	1	2	.500	2	6	8	7.6	2	0	2	4	0	0	9	12.9	
vs Arizona State	12-01-13	*	30	3	7	.429	0	1	.000	3	5	.600	1	3	4	7.1	2	0	4	2	0	0	9	12.4	
at Nebraska	12-04-13	*	32	8	14	.571	5	11	.455	4	6	.667	0	2	2	6.6	4	0	3	2	0	1	25	13.8	
VIRGINIA TECH	12-08-13	*	38	4	15	.267	1	5	.200	0	0	.000	2	2	4	6.3	2	0	2	0	0	1	9	13.3	
at Savannah State	12-19-13	*	37	5	11	.455	1	5	.200	2	2	1.000	1	2	3	6.0	1	0	5	2	1	2	13	13.3	
LA SALLE	12-22-13	*	33	6	12	.500	1	5	.200	4	6	.667	4	5	9	6.3	0	0	4	2	0	1	17	13.6	
totals			12	423	56	141	.397	14	57	.246	37	46	.804	23	52	75	6.3	21	0	38	18	1	12	163	13.6



TONYE JEKIRI

Sophomore | Center | 7-0 | 235

Hialeah, Fla. | Champagnat Catholic School

#23

Jekiri Season / Career Highs

Points
 Season: 9, vs. La Salle, 12/22/13
 Career: 9, vs. La Salle, 12/22/13
 ACC: 4 (2x) last vs. Virginia Tech, 2/28/13

Rebounds
 Season: 9, vs. St. Francis, 11/8/13
 Career: 9, vs. St. Francis, 11/8/13
 ACC: 7, vs. Virginia Tech, 12/8/13

Assists
 Season: 1 (4x) last at Savannah State, 12/19/13
 Career: 1 (7x) last at Sav. State, 12/19/13
 ACC: 1, at Boston College, 1/16/13

Steals
 Season: 2, vs. La Salle, 12/22/13
 Career: 2, vs. La Salle, 12/22/13
 ACC: 1 (4x), last vs. Georgia Tech 3/6/13

Blocked Shots
 Season: 1 (7x) last vs. La Salle, 12/22/13
 Career: 2 (3x) last vs. Pacific, 3/22/13
 ACC: 2, vs. Virginia Tech, 2/28/13

Field Goals
 Season: 4, vs. La Salle, 12/22/13
 Career: 4, vs. La Salle, 12/22/13
 ACC: 2, vs. Florida State, 1/27/13

Field Goal Attempts
 Season: 7 (2x) last vs. La Salle, 12/22/13
 Career: 7 (2x) last vs. La Salle, 12/22/13
 ACC: 5, vs. Virginia Tech, 12/8/13

Free Throws
 Season: 2, vs. St. Francis, 11/8/13
 Career: 4, vs. Virginia Tech, 2/28/13
 ACC: 4, vs. Virginia Tech, 2/28/13

Free Throw Attempts
 Season: 2 (2x) last vs. La Salle, 12/22/13
 Career: 6, vs. Virginia Tech, 2/28/13
 ACC: 6, vs. Virginia Tech, 2/28/13

3-Point Field Goals

Season: --

Career: --

ACC: --

3-Point Field Goal Attempts

Season: --

Career: --

ACC: --

Foul Disqualifications

Season: 1, vs. St. Francis, 11/8/13

Career: 1, vs. St. Francis, 11/8/13

ACC: -

Minutes

Season: 25, vs. La Salle, 12/22/13

Career: 25, vs. La Salle, 12/22/13

ACC: 21, vs. Virginia Tech, 12/8/13

2012-13			
Opposition	P	R	A
at FGCU	1	2	0
Jacksonville	0	0	0
Michigan State	0	2	0
at Massachusetts	0	0	0
Charlotte	0	0	0
at UCF	3	2	0
at Hawai'i	1	0	0
vs. Arizona	0	2	0
vs. Indiana State	0	0	0
La Salle	0	1	0
at Georgia Tech	2	2	0
at North Carolina	0	1	0
Maryland	2	4	0
at Boston College	0	1	1
Duke	2	2	0
Florida State	4	2	0
at Virginia Tech	2	1	0
at NC State	0	2	1
Boston College	2	4	0
North Carolina	2	2	0
at Florida State	2	2	0
at Clemson	0	0	0
Virginia	2	0	0
at Wake Forest	2	3	0
Virginia Tech	4	2	0
at Duke	2	0	0
Georgia Tech	0	0	0
Clemson	2	3	0
vs. Boston College	0	1	0
vs. NC State	2	3	0
vs. North Carolina	1	1	0
vs. Pacific	6	5	0
vs. Illinois	4	2	1
vs. Marquette	0	3	0

As a Freshman (2012-13): Two blocked shots vs. Pacific tie for second-most by a Cane in an NCAA tournament game ... Averaged 3.3 points, 3.3 rebounds, 0.7 blocks and 10.3 minutes in three NCAA tournament games ... Hit 5-of-10 from the field ... Notched 1.0 points and 1.7 rebounds in 5.7 minutes in the three ACC tournament outings ... Played all 18 ACC games, posting 1.7 points, 1.7 rebounds 0.3 blocks in 6.9 minutes ... Saw time in 34 of 36 total games, averaging 1.4 points and 1.6 rebounds in 6.9 minutes ... 11 blocks were fourth-most on the team ... Hit 51.4 percent (18-of-35) of his shots ... Led (or tied) the Canes in blocks three times ... Season highs: 6 points vs. Pacific; 4 free throws made vs. Virginia Tech; 5 rebounds vs. Pacific; 1 assist four times; 1 steal seven times; 2 blocked shots three times; 16 minutes vs. Pacific.


High School: Rated the 17th-best center in the country by ESPN.com and No. 13 by Scout.com ... Averaged 20 points, 12 rebounds and 5 blocks per game as a senior ... Notched 45 points and 20 rebounds in regional semifinals and 18 points, 14 rebounds and six blocks in regional finals ... Led his team to the 2A state title game ... First team 2011-12 Boys Class 2A All-State Team ... First Team All-FHSAA Tournament at state championships ... Orlando Sentinel's 2011-12 All-Florida boys basketball team ... Averaged 14 points and 10 rebounds per game as a junior with Champagnat, his first year of organized hoops ... Team MVP ... Team captain ... On the AAU circuit, played for Team Breakdown ... Dominated at the Source Hoops Elite Camp and led Team Breakdown to championships in the Breakdown Hoops Festival and the Big Shots Myrtle Beach I ... Can play with his back to the basket or step out for a 10-12-foot shot ... Runs the floor like a guard and has an unstoppable motor.

Personal: Born July 23, 1994 in Port Harcourt, Nigeria ... Given name is Tonye Frank Jekiri (TAHN-yay Ja-KEER-EE) ... Son of Emilinia and Frank ... Brother to Tammie, Omiebi and Boma ... Majoring in sports administration ... Chose his jersey number 23 because July 23 is his birthday ... Originally from Nigeria, Jekiri moved to South Florida in September 2010 to begin his basketball career ... Previously played soccer ... Chose Miami over considerations from Virginia Tech, Clemson, Florida State, Auburn, Vanderbilt and Alabama ... Jekiri is Larranaga's second recruit from the state of Florida, joining former Canes PG Shane Larkin from Orlando, Fla. ... Enjoys dancing.

JEKIRI CAREER STATISTICS

Season	GP	GS	Min.	Avg.	3-Point			Free Throws			Rebounds				Scoring										
					FG	FGA	Pct.	FT	FTA	Pct.	Off.	Def.	Tot.	Avg.	Pf	Fo	Ast.	To	Blk	Stl	Pts.	Avg.			
2012-13	34	0	235	6.9	18	35	.514	0	0	.000	11	20	.550	28	27	55	1.6	35	0	4	11	11	7	47	1.4
2013-14	12	4	209	17.4	20	49	.408	0	0	.000	3	4	.750	15	35	50	4.2	25	1	4	11	7	5	43	3.6
TOTAL	46	4	444	9.7	38	84	.452	0	0	.000	14	24	.583	43	62	105	2.3	60	1	8	22	18	12	90	2.0

JEKIRI 2013-14		TOTAL					3-PTS			FREE THROWS			REBOUNDS				PF	FO	A	TO	Blk	Stl	Pts	Avg
Opponent	Date	GS	Min	FG	FGA	Pct	3FG	FGA	Pct	FT	FTA	Pct	Off	Def	Tot	Avg								
SFB	11-08-13	*	23	2	7	.286	0	0	.000	2	2	1.000	1	8	9	9.0								
GA. SOUTHERN	11-11-13	*	9	1	4	.250	0	0	.000	0	0	.000	1	0	1	5.0								
TEXAS SOUTHERN	11-14-13	*	12	2	6	.333	0	0	.000	0	0	.000	2	2	4	4.7								
at Charleston	11-18-13		16	3	4	.750	0	0	.000	0	0	.000	2	1	3	4.3								
UCF	11-21-13		17	1	3	.333	0	0	.000	0	0	.000	0	3	3	4.0								
vs George Washington	11-28-13	*	21	1	3	.333	0	0	.000	0	0	.000	0	1	1	3.5								
at Cal State Fullerton	11-29-13		20	2	3	.667	0	0	.000	0	0	.000	0	4	4	3.6								
vs Arizona State	12-01-13		10	0	3	.000	0	0	.000	0	0	.000	2	1	3	3.5								
at Nebraska	12-04-13		21	1	2	.500	0	0	.000	0	0	.000	2	5	7	3.9								
VIRGINIA TECH	12-08-13		21	1	5	.200	0	0	.000	0	0	.000	3	4	7	4.2								
at Savannah State	12-19-13		14	2	2	1.000	0	0	.000	0	1	1	3.9	2	0	1	3							
LA SALLE	12-22-13		25	4	7	.571	0	0	.000	1	2	.500	2	5	7	4.2								
Totals			4	209	20	49	.408	0	0	.000	3	4	.750	15	35	50	4.2							



JAMES KELLY

Junior | Forward | 6-7 | 246

#35

Ann Arbor, Mich. | Owens CC | Pioneer HS

Kelly Season Highs

Points
Season: 18, at Charleston, 11/18/13
ACC: 12, vs. Virginia Tech, 12/8/13

Rebounds
Season: 9, vs. Virginia Tech, 12/8/13
ACC: 9, vs. Virginia Tech, 12/8/13

Assists
Season: 2 (2x) last vs. Texas Southern, 11/14/13
ACC: --

Steals
Season: 2 (2x) last at Charleston, 11/18/13
ACC: 1, vs. Virginia Tech, 12/8/13

Blocked Shots
Season: 2 at Cal State Fullerton, 11/29/13
ACC: --

Field Goals
Season: 7, vs. Texas Southern, 11/14/13
ACC: 5, vs. Virginia Tech, 12/8/13

Field Goal Attempts
Season: 11, vs. Texas Southern, 11/14/13
ACC: 14, vs. Virginia Tech, 12/8/13

Free Throws
Season: 3 (2x) last vs. Arizona State, 12/1/13
ACC: 2, vs. Virginia Tech, 12/8/13

Free Throw Attempts
Season: 4 (2x) last vs. Arizona State, 12/1/13
ACC: 2, vs. Virginia Tech, 12/8/13

3-Point Field Goals
Season: 3 (2x) last at Charleston, 11/18/13
ACC: --

3-Point Field Goal Attempts
Season: 4, vs. Texas Southern, 11/14/13
ACC: 1, vs. Virginia Tech, 12/8/13

Foul Disqualifications
Season: --
ACC: --

Minutes
Season: 35, vs. Arizona State, 12/1/13
ACC: 31, vs. Virginia Tech, 12/8/13

Junior College (Owens): In two seasons at Owens, averaged 17.9 points, 10.0 rebounds, 1.0 assist, 1.5 steals and 1.5 blocks per game ... Totaled 1,219 points, 678 rebounds, 105 blocks, 104 steals and 70 assists ... First player in program history to record 1,000 points, 600 rebounds, 100 steals and 100 blocks in his career ... 38 career double-doubles ... Featured on ESPN's Top 10 Plays ... Holds single-season records for most blocks (57, 2011-12) and most rebounds (363, 2012-13), as well as career records for most blocks (105) and most rebounds (678) ... Four-time OCCAC Player of the Week ... Sophomore season shot 52.2 percent from the field and averaged 18.3 points, 10.1 rebounds, 1.7 steals and 1.3 blocks per game ... Led the Ohio Community College Athletic Conference (OCCAC) in scoring (21.1 ppg) and rebounding (11.4 rpg), third in blocks (1.6bpg) and fourth in steals (2.3spg) ... In sophomore season had 20 double-doubles and one triple-double ... First Team All-Ohio Community College Athletic Conference (OCCAC), First Team All-Region XII and NJCAA D-II Second Team All-American as a sophomore ... Rookie year was named Second Team All-OCCAC and the team's co-MVP (Edmonds) ... Played in NJCAA Division II tournament semifinals.


High School: Averaged 15 points, eight rebounds, two steals, two blocks and one assist per game ... League MVP ... All-state ... Coached by Rex Stanazach.

Personal: Born James Leo Kelly August 12, 1993 ... Son of Darlene Ison and Desi Kelly ... Brother to Desi Kelly, Jr. ... Majoring in liberal arts ... Started playing basketball junior year of high school, after a four-inch growth spurt ... Recruited by Michigan State, New Mexico, West Virginia and Clemson ... Played AAU for the Michigan Warriors.

KELLY CAREER STATISTICS

Season	GP	GS	Min.	Avg.	3-Point			Free Throws			Rebounds				Scoring										
					FG	FGA	Pct.	FT	FTA	Pct.	Off.	Def.	Tot.	Avg.	PF	FO	Ast.	TO	Blk	Stl	Pts.	Avg.			
2013-14	12	8	294	24.5	45	85	.529	8	19	.421	11	17	.647	16	49	65	5.4	25	0	9	12	8	8	109	9.1

KELLY 2013-14 Opponent	Date	GS	Min	TOTAL			3-PTS			FREE THROWS			REBOUNDS				PF	FO	A	TO	Blk	Stl	Pts	Avg
				FG	FGA	Pct	3FG	FGA	Pct	FT	FTA	Pct	Off	Def	Tot	Avg								
SFB	11-08-13	5	0	0	.000	0	0	.000	0	0	.000	3	1	4	4.0	2	0	0	2	0	0	0	0	0.0
GA. SOUTHERN	11-11-13	20	5	8	.625	0	1	.000	0	0	.000	2	0	2	3.0	2	0	2	0	1	10	5.0		
TEXAS SOUTHERN	11-14-13	28	7	11	.636	3	4	.750	0	0	.000	1	6	7	4.3	3	0	2	1	0	2	17	9.0	
at Charleston	11-18-13	* 33	6	9	.667	3	3	1.000	3	4	.750	0	4	4	4.3	2	0	1	0	1	2	18	11.3	
UCF	11-21-13	* 16	1	4	.250	0	2	.000	0	0	.000	2	2	4	4.2	3	0	1	1	1	0	2	9.4	
vs George Washington	11-28-13	28	5	9	.556	0	0	.000	1	2	.500	2	4	6	4.5	2	0	0	0	1	0	11	9.7	
at Cal State Fullerton	11-29-13	* 24	4	7	.571	1	2	.500	1	2	.500	1	6	7	4.9	3	0	1	0	2	0	10	9.7	
vs Arizona State	12-01-13	* 35	4	7	.571	0	2	.000	3	4	.750	0	6	6	5.0	3	0	1	1	1	0	11	9.9	
at Nebraska	12-04-13	* 28	1	4	.250	0	2	.000	0	0	.000	0	5	5	5.0	0	0	0	1	1	0	2	9.0	
VIRGINIA TECH	12-08-13	* 31	5	14	.357	0	1	.000	2	2	1.000	3	6	9	5.4	4	0	0	2	0	1	12	9.3	
at Savannah State	12-19-13	* 26	3	5	.600	0	1	.000	0	1	.000	2	6	8	5.6	0	0	1	2	0	1	6	9.0	
LA SALLE	12-22-13	* 20	4	7	.571	1	1	1.000	1	2	.500	0	3	3	5.4	1	0	0	2	1	1	10	9.1	
Totals		8	294	45	85	.529	8	19	.421	11	17	.647	16	49	65	5.4	25	0	9	12	8	8	109	9.1



MANU LECOMTE #20

Freshman | Guard | 5-11 | 159

Brussels, Belgium | Athene des Pagodes

Lecomte Season Highs

Points
Season: 14, at Charleston, 11/18/13
ACC: 7, vs. Virginia Tech, 12/8/13

Rebounds
Season: 4 (3x) last vs. La Salle, 12/22/13
ACC: 4, vs. Virginia Tech, 12/8/13

Assists
Season: 4 (3x) last at Savannah State, 12/19/13
ACC: 2, vs. Virginia Tech, 12/8/13

Steals
Season: 2 (3x) last at Savannah State, 12/19/13
ACC: 1, vs. Virginia Tech, 12/8/13

Blocked Shots
Season: 1, vs. Ga. Southern, 11/11/13
ACC: --

Field Goals
Season: 4 (2x) last at Charleston, 11/18/13
ACC: 3, vs. Virginia Tech, 12/8/13

Field Goal Attempts
Season: 10, vs. St. Francis, 11/8/13
ACC: 8, vs. Virginia Tech, 12/8/13

Free Throws
Season: 6, at Charleston, 11/18/13
ACC: 1, vs. Virginia Tech, 12/8/13

Free Throw Attempts
Season: 6, at Charleston, 11/18/13
ACC: 2, vs. Virginia Tech, 12/8/13

3-Point Field Goals
Season: 2 (3x) last at Savannah State, 12/19/13
ACC: --

3-Point Field Goal Attempts
Season: 4 (2x) last vs. Texas Southern, 11/14/13
ACC: 1, vs. Virginia Tech, 12/8/13

Foul Disqualifications
Season: --
ACC: --

Minutes
Season: 36, vs. Ga. Southern, 11/11/13
ACC: 27, vs. Virginia Tech, 12/8/13


Personal

Full name is Emmanuel Lecomte ... Goes by Manu [man-ew] ... Last name pronounced La-conn-t ... Born Aug. 16, 1995 ... Son of Philippe and Marie ... Brother to Christina ... First language is French ... Played for second division Mons-Hainant Belfius in Belgium where he averaged 12.4 points, 2.8 rebounds, and 3.2 assists per game ... Majoring in economics ... A true point guard who can also shoot the three or pull up for jumpers ... Competed in Belgium's U16, U18 and U20 championships, most recently playing in the U18 European Championship, where he led his country in scoring with 12.0 ppg and 2.9 assists in eight outings ... Also recruited by Gonzaga, Creighton and UAB.

LECOMTE CAREER STATISTICS

Season	GP	GS	Min.	Avg.	3-Point			Free Throws			Rebounds				Scoring										
					FG	FGA	Pct.	FT	FTA	Pct.	Off.	Def.	Tot.	Avg.	PF	FO	Ast.	TO	Blk	Stl	Pts.	Avg.			
2013-14	12	6	329	27.4	29	74	.392	7	20	.350	20	25	.800	6	24	30	2.5	23	0	27	19	1	10	85	7.1

LECOMTE 2013-14		TOTAL			3-PTS			FREE THROWS			REBOUNDS														
Opponent	Date	GS	Min	FG	FGA	Pct	3FG	FGA	Pct	FT	FTA	Pct	Off	Def	Tot	Avg	PF	FO	A	TO	Blk	Stl	Pts	Avg	
SFB	11-08-13	*	34	3	10	.300	0	2	.000	3	4	.750	0	1	1	1.0	2	0	1	2	0	2	9	9.0	
GA. SOUTHERN	11-11-13	*	36	4	8	.500	2	4	.500	2	2	1.000	1	3	4	2.5	1	0	1	0	1	1	12	10.5	
TEXAS SOUTHERN	11-14-13	*	33	4	8	.500	2	4	.500	2	2	1.000	2	1	3	2.7	1	0	4	0	0	2	12	11.0	
at Charleston	11-18-13	*	33	4	8	.500	0	0	.000	6	6	1.000	0	4	4	3.0	4	0	5	3	0	0	14	11.8	
UCF	11-21-13	*	33	0	6	.000	0	2	.000	0	0	.000	0	0	0	2.4	2	0	2	3	0	0	0	9.4	
vs George Washington	11-28-13	*	25	2	6	.333	1	2	.500	0	0	.000	2	0	2	2.3	2	0	0	2	0	0	5	8.7	
at Cal State Fullerton	11-29-13		15	2	4	.500	0	2	.000	0	0	.000	0	3	3	2.4	1	0	1	0	0	1	4	8.0	
vs Arizona State	12-01-13		10	1	3	.333	0	0	.000	0	0	.000	0	1	1	2.3	0	0	1	0	0	0	2	7.3	
at Nebraska	12-04-13		23	2	4	.500	0	0	.000	1	3	.333	0	2	2	2.2	4	0	4	4	0	0	5	7.0	
VIRGINIA TECH	12-08-13		27	3	8	.375	0	1	.000	1	2	.500	0	4	4	2.4	2	0	2	3	0	1	7	7.0	
at Savannah State	12-19-13		32	2	3	.667	2	2	1.000	4	4	1.000	0	2	2	2.4	1	0	4	2	0	2	10	7.3	
LA SALLE	12-22-13		28	2	6	.333	0	1	.000	1	2	.500	1	3	4	2.5	3	0	2	0	0	1	5	7.1	
Totals			6	329	29	74	.392	7	20	.350	20	25	.800	6	24	30	2.5	23	0	27	19	1	10	85	7.1



DAVON REED

Freshman | Guard | 6-6 | 208

#5

Ewing, N.J. | Princeton Day School (N.J.)

High School: Four-star swingman listed as a Top 100 player (No. 97) by *Rivals.com* and No. 78 in the Class of 2013 by ESPN ... Third-best talent in New Jersey and 18th best nationally at the shooting guard position, according to *ESPN.com* ... *Rivals* ranks him as 24th among shooting guards ... Kevin Durant Skills Academy ... 2,000 point scorer ... Averaged 24 points and 10 rebounds as a senior ... McDonald's All-American candidate ... Prep B Player of the Year in New Jersey .. All-area player of the year twice ... Averaged 27 points and nine rebounds per game for Princeton Day School (N.J.) junior season ... Coached by Paris McClean ... Youth Role Model Award from Join-Effort Princeton for both dedication to his community and excellence in his personal life.

Personal: Born Davon Malcolm Reed June 11, 1995 ... Son of David and Rose Reed ... Brother to Miles ... Majoring in sports administration ... Played AAU ball with Team Final ... Chose Miami over offers from Wake Forest, Cincinnati, Xavier and Memphis.

Reed Season Highs

Points
Season: 19 vs. Arizona State, 12/1/13
ACC: 10, vs. Virginia Tech, 12/8/13

Rebounds
Season: 5 (2x) last vs. Virginia Tech, 12/8/13
ACC: 5, vs. Virginia Tech, 12/8/13

Assists
Season: 4, vs. La Salle, 12/22/13
ACC: --

Steals
Season: 2 (3x) last at Nebraska, 12/4/13
ACC: --

Blocked Shots
Season: 1 (2x) last vs. UCF, 11/21/13
ACC: --

Field Goals
Season: 7, vs. UCF, 11/21/13
ACC: 4, vs. Virginia Tech, 12/8/13

Field Goal Attempts
Season: 12, at Cal State Fullerton, 11/29/13
ACC: 10, vs. Virginia Tech, 12/8/13

Free Throws
Season: 4 (2x) last, vs. Arizona State, 12/1/13
ACC: 1, vs. Virginia Tech, 12/8/13

Free Throw Attempts
Season: 6, vs. Arizona State, 12/1/13
ACC: 2, vs. Virginia Tech, 12/8/13

3-Point Field Goals
Season: 5, vs. Arizona State, 12/1/13
ACC: 1, vs. Virginia Tech, 12/8/13

3-Point Field Goal Attempts
Season: 8, vs. Arizona State, 12/1/13
ACC: 3, vs. Virginia Tech, 12/8/13


Foul Disqualifications
Season: --
ACC: --

Minutes
Season: 36 (2x) last vs. Arizona State, 12/1/13
ACC: 32, vs. Virginia Tech, 12/8/13

REED CAREER STATISTICS

Season	GP	GS	Min.	Avg.	3-Point			Free Throws			Rebounds				Scoring										
					FG	FGA	Pct.	FT	FTA	Pct.	Off.	Def.	Tot.	Avg.	Pf	Fo	Ast.	To	Blk	Stl	Pts.	Avg.			
2013-14	12	6	335	27.9	37	97	.381	20	51	.392	12	23	.522	7	19	26	2.2	22	0	22	21	2	8	106	8.8

REED 2013-14 Opponent	Date	GS	Min	TOTAL			3-PTS			FREE THROWS			REBOUNDS				PF	FO	A	TO	Blk	Stl	Pts	Avg
				FG	FGA	Pct	3FG	FGA	Pct	FT	FTA	Pct	Off	Def	Tot	Avg								
SFB	11-08-13	18	1	5	.200	0	1	.000	1	2	.500	0	1	1	1.0	1	0	0	0	1	3	3.0		
GA. SOUTHERN	11-11-13	21	1	5	.200	1	4	.250	4	4	1.000	0	1	1	1.0	4	0	2	1	0	7	5.0		
TEXAS SOUTHERN	11-14-13	27	4	8	.500	3	4	.750	0	1	.000	2	1	3	1.7	0	0	3	1	0	11	7.0		
at Charleston	11-18-13	26	1	6	.167	1	2	.500	0	0	.000	1	1	2	1.8	3	0	3	2	1	0	3	6.0	
UCF	11-21-13	26	7	10	.700	3	5	.600	0	0	.000	1	4	5	2.4	2	0	1	2	1	2	17	8.2	
vs George Washington	11-28-13	35	2	7	.286	2	5	.400	0	0	.000	0	2	2	2.3	2	0	2	3	0	2	6	7.8	
at Cal State Fullerton	11-29-13	*	36	4	12	.333	1	6	.167	0	2	.000	0	3	3	2.4	1	0	2	1	0	9	8.0	
vs Arizona State	12-01-13	*	36	5	10	.500	5	8	.625	4	6	.667	0	1	1	2.3	3	0	2	2	0	19	9.4	
at Nebraska	12-04-13	*	31	2	11	.182	1	6	.167	0	0	.000	1	1	2	2.2	2	0	2	2	0	5	8.9	
VIRGINIA TECH	12-08-13	*	32	4	10	.400	1	3	.333	1	2	.500	2	3	5	2.5	0	0	0	3	0	10	9.0	
at Savannah State	12-19-13	*	22	3	5	.600	1	2	.500	0	1	1	2.4	2	0	1	3	0	1	3	0	1	8	8.9
LA SALLE	12-22-13	*	25	3	8	.375	1	5	.200	1	1	1.000	0	0	0	2.2	2	0	4	1	0	8	8.8	
Totals		6	335	37	97	.381	20	51	.392	12	23	.522	7	19	26	2.2	22	0	22	21	2	8	106	8.8



ERIK SWOOPE

Senior | Forward | 6-5 | 220

#21

Lake Elsinore, Calif. | Harvard-Westlake

Swoope Season / Career Highs

Points
 Season: 6, vs. Ga. Southern, 11/11/13
 Career: 13, vs. Pepperdine 12/30/10
 ACC: 6, at Duke, 1/2/11

Rebounds
 Season: 4, vs. St. Francis, 11/8/13
 Career: 6, vs. NC Central 11/19/10
 ACC: 4 at Boston College, 1/16/13

Assists
 Season: 1 (2x) last vs. Virginia Tech, 12/8/13
 Career: 2, at West Virginia 12/10/11
 ACC: 1 (4x) last vs. Virginia Tech, 12/8/13

Steals
 Season: 1, vs. UCF, 11/21/13
 Career: 3 (3x), last vs. Rutgers 11/15/11
 ACC: 3, vs. Florida State, 1/19/11

Blocked Shots
 Season: --
 Career: 2 (2x), last vs. UNF 11/19/11
 ACC: --

Field Goals
 Season: 2 (2x) last at Nebraska, 12/4/13
 Career: 4, vs. Pepperdine 12/30/10
 ACC: 2, vs. Florida State, 1/19/11

Field Goal Attempts
 Season: 5 (2x) last at Nebraska, 12/4/13
 Career: 8, at Duke 1/2/11
 ACC: 8, at Duke, 1/2/11

Free Throws
 Season: 2 (2x) last vs. Ga. Southern, 11/11/13
 Career: 5, vs. Pepperdine 12/30/10
 ACC: 4, vs. Boston College, 1/15/11

Free Throw Attempts
 Season: 2 (3x) last at CS Fullerton, 11/29/13
 Career: 7, vs. North Carolina 12/30/10
 ACC: 4, vs. Boston College, 1/15/11

3-Point Field Goals
 Season: 1, at Nebraska, 12/4/13
 Career: 1 (2x) last at Nebraska, 12/4/13
 ACC: --

3-Point Field Goal Attempts
 Season: 3, at Nebraska, 12/4/13
 Career: 3, at Nebraska, 12/4/13
 ACC: 1, vs. Maryland, 2/1/12

Foul Disqualifications
 Season: --
 Career: 3 - 1 in 2010-11; 2 in 2011-12
 ACC: --

Minutes
 Season: 23, vs. St. Francis, 11/8/13
 Career: 36, at Ole Miss 11/25/11
 ACC: 17 (2x) last vs. Florida State, 1/19/11

As a Junior (2012-13): Perfect from the field (5-of-5) and free throw line (2-of-2) in NCAA tournament games ... Averaged 6.0 points, 1.0 rebounds and 6.5 minutes in a pair of NCAA tournament games ... Played 19 total minutes in three ACC tournament games, scoring two points and grabbing three rebounds ... Made 13 appearances in ACC play, notching 11 points and 16 rebounds ... Was .500 from the field (5-of-10) in ACC games ... Overall recorded a 64.3 field goal percentage (18-of-28) in 27 games, averaging 1.6 points and 1.2 rebounds ... Season highs: 7 points vs. Jacksonville; 4 rebounds twice - vs. LaSalle and vs. Jacksonville; 1 assist three times; 2 steals vs. Jacksonville; 1 blocked shot twice; 23 minutes vs. LaSalle.

As a Sophomore (2011-12): Started eight of the first 10 games of the season, averaging 4.9 points, 3.4 rebounds, 0.9 blocks, 0.9 steals and 0.7 assists in 22.9 minutes per game while shooting 57.9 percent from the field ... In 23 total games, averaged 2.3 points and 1.7 rebounds in 11.7 minutes per night ... Shot 50 percent (23-of-46) from the field and 47.1 percent at the line ... Scored in double digits in the opener against Tennessee Tech ... Pulled down at least three rebounds in seven games ... Played more than 10 minutes in his first 10 games, then didn't see more than eight minutes in the final 13 outings ... Led (or tied) for team game highs in steals three times, blocked shots twice and rebounds and assists once ... Season highs include 11 points vs. Tennessee Tech, eight rebounds against Rutgers, two assists at West Virginia, three steals twice, a pair of blocked shots twice and 36 minutes at Ole Miss.

As a Freshman (2010-11): Played in 29 games, making nine starts as a true freshman... Named to the 2011 ACC All-Academic Basketball Team... Averaged 1.4 points and 1.0 rebound in 6.5 minutes per game... After averaging just 3.8 minutes per game over the first 11 games this season, started eight-straight outings (12/22-1/23) - including five ACC games - for the Hurricanes with 14.6 minutes per game over that span, including a season-high 23 minutes versus Pepperdine (12/30)... Was back in the starting lineup versus Virginia (2/5)... Posted five points - including hitting both attempts from the charity stripe, a career-high three steals, a pair of boards and one assist versus Florida State (1/19).

High School: Named Mission League Most Valuable Player... The L.A. Daily News referred to him as the "most dominant boys' basketball player" in the San Fernando Valley... Rated as the No. 41 power forward by ESPN... An incredible physique, and is as bouncy as any prospect in the west... As a senior, averaged 21.8 points, 8.9 rebounds, 1.6 assists and 1.5 blocks per game, converting 74 percent from the field and 71 percent from the foul line... Registered 16 games of 20-or-more points, including eight games with 30-plus points... Scored in double-figures in all but two games as a senior... Averaged 26.2 points per outing over his last six games... Picked up 12 double-doubles as a senior, including a 30-point, 21-rebound effort against South Hills... Turned in a season-best 40 points on 14-of-17 shooting from the field - adding a 12-of-13 touch at the charity stripe - in a win over Notre Dame Prep... Collected three-straight games of 30 points against Palos Verdes, South Hills and Calabasas... Picked up 2.8 steals per game... As a sophomore, helped his team to the runner-up title of the Mission League... Selected as an ESPN Rise California State Star of the Week (Feb. 11, 2010)... Coached by Greg Hilliard... Played AAU basketball for Pump N' Run Elite... Attended the same high school that produced NBA players Jason Collins (Atlanta Hawks) and Jarron Collins (Phoenix Suns).

Personal: Last name is pronounced Swope ... Born Erik Hamilton Swoope May 8, 1992 ... Son of Denise and Gerald Swoope ... Brother to Devin Swoope ... Majoring in economics ... Attacks the basket with reckless abandon, and has the ability to finish plays in traffic ... Has been practicing yoga for four years ... Lost 20 pounds since March by swimming and rowing, but gained 20lbs on bench press, up from 340 to 360 lbs ... Squats 495 lbs.

SWOOPE CAREER STATISTICS

Season	GP	GS	Min.	Avg.	3-Point			Free Throws			Rebounds				Scoring										
					FG	FGA	Pct.	FT	FTA	Pct.	Off.	Def.	Tot.	Avg.	PF	FO	Ast.	TO	Blk	Stl	Pts.	Avg.			
2010-11	29	9	189	6.5	11	25	.440	0	0	.000	18	30	.600	12	17	29	1.0	26	1	5	7	2	13	40	1.4
2011-12	23	8	269	11.7	23	46	.500	0	2	.000	8	17	.471	20	20	40	1.7	46	2	7	8	10	9	54	2.3
2012-13	27	0	161	6.0	18	28	.643	1	1	1.000	6	19	.316	16	16	32	1.2	18	0	3	3	2	4	43	1.6
2013-14	10	0	92	9.2	5	16	.313	1	3	.333	5	7	.714	3	13	16	1.6	9	0	2	1	0	1	16	1.6
TOTAL	89	17	711	8.0	57	115	.496	2	6	.333	37	73	.507	51	66	117	1.3	99	3	17	19	14	27	153	1.7

SWOOPE 2013-14

Opponent	Date	GS	Min	TOTAL			3-PTS			FREE THROWS			REBOUNDS				PF	FO	A	TO	Blk	Stl	Pts	Avg
				FG	FGA	Pct	3FG	FGA	Pct	FT	FTA	Pct	Off	Def	Tot	Avg								
SFB	11-08-13	23	0	3	.000	0	0	.000	2	2	1.000	1	3	4	4.0	3	0	0	0	0	0	2	2.0	
GA. SOUTHERN	11-11-13	16	2	5	.400	0	0	.000	2	2	1.000	1	2	3	3.5	2	0	1	0	0	0	6	4.0	
TEXAS SOUTHERN	11-14-13	5	0	1	.000	0	0	.000	0	0	.000	0	2	2	3.0	1	0	0	0	0	0	0	2.7	
at Charleston	11-18-13	5	0	1	.000	0	0	.000	0	0	.000	0	0	0	2.3	1	0	0	0	0	0	0	2.0	
UCF	11-21-13	6	0	0	.000	0	0	.000	0	0	.000	0	1	1	2.0	0	0	0	0	0	1	0	1.6	
vs George Washington	11-28-13	3	0	0	.000	0	0	.000	0	0	.000	0	0	0	1.7	1	0	0	0	0	0	0	1.3	
at Cal State Fullerton	11-29-13	9	0	0	.000	0	0	.000	0	2	.000	0	2	2	1.7	0	0	0	1	0	0	0	1.1	
vs Arizona State	12-01-13	13	1	1	1.000	0	0	.000	1	1	1.000	0	0	0	1.5	1	0	0	0	0	0	3	1.4	
at Nebraska	12-04-13	8	2	5	.400	1	3	.333	0	0	.000	0	2	2	1.6	0	0	0	0	0	0	5	1.8	
VIRGINIA TECH	12-08-13	4	0	0	.000	0	0	.000	0	0	.000	1	1	2	1.6	0	0	1	0	0	0	0	1.6	
Totals		0	92	5	16	.313	1	3	.333	5	7	.714	3	13	16	1.6	9	0	2	1	0	1	16	1.6



DEANDRE BURNETT

Freshman | Guard | 6-2 | 191

#1

Miami, Fla. | Carol City HS

As a Freshman (2013-14): Injured left wrist in early November and is expected to redshirt freshman season.

High School: A 2012 *Parade All-American*, one of only two players from the state of Florida and one of five Atlantic Coast Conference recruits to earn the honor ... Third in the nation in scoring as a high school senior ... As a senior, averaged 37 ppg, 5 apg, and 6 rpg ... Notched 45 points three times in his final prep season ... Recorded 25 points and 11 assists in first game Coach L saw him play ... Class AA Player of the Year ... All-state ... First team Miami-Dade County ... As a junior, averaged 28 ppg ... Played for Barry Robinson at Carol City High School ... Earned varsity letters all four years ... On academic on honor roll ... Played final year at Massanutten Military Academy in Virginia.

Personal: Name is Deandre, but goes by Dre ... Born January 21, 1994 ... Son of Varondria Burnett and James Cook ... Brother to Dalvin, James, Daneisha, Jamiya, and Jameisha ... Grew up a Canes fan ... Also recruited by South Carolina, Ole Miss, Marshall, Virginia, and La Salle ... Majoring in sports administration ... Played AAU for Team U ... Larranaga's third signee from the state of Florida, joining former Hurricane Shane Larkin (Dr. Phillips) and current sophomore Tonye Jekiri (Champagnat).



CORN ELDER

Freshman | Guard | 5-10 | 173

#2

Nashville, Tenn. | Ensworth HS

High School: Averaged 20.2 points, 4.7 assists, and 4.2 steals in his senior season ... Scored 1,521 career points ... Led Tigers to a 97-20 record in his prep years ... Career-high 41 points in the DII-AA finals game ... Named both the 2013 boys basketball and football player of the year by The Tennessean ... State tournament MVP three-straight years ... Led Ensworth to two straight Division II-AA basketball championships.

Football: Recorded two tackles in collegiate debut vs. FAU ... Rated nation's No. 8 athlete by *247Sports.com* and No. 7 running back by *Rivals.com* ... Also listed as nation's No. 17 and No. 33 running back by *ESPN* and *Scout.com*, respectively ... 4-star athlete ranked as No. 2 running back in Tennessee by both *ESPN* and *Rivals.com* ... Known for his speed and elusiveness ... Rushed for 2,618 yards and 39 touchdowns as senior in 2012 and led Ensworth to third straight Division II-AA state title ... Finished prep football career with 6,351 rushing yards, 84 touchdowns and three consecutive state titles ... No. 2 prospect on The Tennessean Dandy Dozen ... Named Mr. Football Back of the Year in 2011 and 2012 ... Clocked with 4.42 40 time.

Personal: Full name is Cornelius Elder, but goes by Corn.



MIKE FERNANDEZ

Freshman | Guard | 6-1 | 189

#11

Coral Gables, Fla. | Belen Jesuit

High School: All-Dade county team honorable mention two years .. Dade vs. Palm Beach County all-star game ... Averaged 8.0 ppg senior year ... Hit 40 percent of field goals senior year ... Three-year varsity letterman ... Two-year starter at guard ... Coached by Jose Roca ... Honor roll ... Played water polo, winning second place at state ... Also on track team.

Fernandez Season Highs
Minutes
 Season: 1, vs. Texas Southern, 11/14/13

Personal: Born Michael Brandon Fernandez April 5, 1995 ... Son of Ilena and Joaquin Novoa and Mike and Constance Fernandez ... Brother to George, Alexander, Cristofer and Michelle Fernandez, and Joaquin Novoa ... Majoring in finance ... First language is Spanish ... Played AAU for Gold Coast: Team Miami ... Recruited by Cornell University.

FERNANDEZ CAREER STATISTICS

Season	GP	GS	Min.	Avg.	3-Point			Free Throws			Rebounds			Scoring		
					FGA	Pct.	FG	FTA	Pct.	Off.	Def.	Tot.	Avg.	Pts.	Avg.	
2013-14	1	0	1	1.0	0	0	0	0	0	0	0	0	0	0	0	0



JUSTIN HELLER

Senior | Guard | 6-2 | 177

#12

Boca Raton, Fla. | West Boca Raton Community

ACC Academic Honor Roll

As a Junior (2012-13): ACC Academic Honor Roll ... Walk on who played in nine games ... In three minutes against Charlotte grabbed three rebounds and scored two points ... Pulled down a board and notched an assist vs. Florida State.

As a Sophomore (2011-12): Played in seven games, including four ACC matchups ... Attempted two shots, including one three pointer ... Grabbed a pair of defensive rebounds ... Season highs include one field goal attempt against Boston College and Wake Forest, one three-point attempt vs. Boston College, two rebounds against Appalachian State and two minutes vs. App State ... Book Buster (3.0 GPA)... Athletics Director Honor Roll (3.2 GPA).

As a Freshman (2010-11): Walked onto the team... Practiced, but did not see any game time.

High School: After transferring to West Boca, played one year of varsity basketball for the Bulls... Among top 30 three-point scorers in Palm Beach County in 2009-10... The Bulls were the only team to beat powerhouse Dwyer, the top-ranked high school in the county, with an 82-73 victory.

Personal: Born Justin Ryan Heller on Dec. 26, 1991 ... Son of Neal Heller and Liz Heller ... Brother to Anthony Anderson ... Majoring in business, with aspirations of becoming a CEO... Recruited by American and North Florida ... Nickname is J-Hell.

2011-12				2012-13			
Opposition	P	R	A	Opposition	P	R	A
at Charlotte	0	0	0	Jacksonville	0	0	0
Appalachian St.	0	2	0	Charlotte	2	3	0
at Boston College	0	0	0	at UCF	0	0	1
Virginia Tech	0	0	0	at Hawai'i	0	0	0
Wake Forest	0	0	0	Duke	0	0	0
Boston College	0	0	0	Florida State	0	1	1
Minnesota	0	0	0	Boston College	0	0	0
				North Carolina	0	0	0
				vs. Pacific	0	0	0

Heller Season / Career Highs

Points	Season: --
	Career: 2, vs. Charlotte, 12/14/12
Rebounds	Season: --
	Career: 3, vs. Charlotte, 12/14/12
Assists	Season: --
	Career: 1 (2x) last vs. Florida State, 1/27/13
Steals	Season: --
	Career: --
Blocked Shots	Season: --
	Career: --
Field Goals	Season: --
	Career: 1, vs. Charlotte, 12/14/12
Field Goal Attempts	Season: --
	Career: 1 (5x), last vs. Florida State, 1/27/13
Free Throws	Season: --
	Career: --
Free Throw Attempts	Season: --
	Career: 2, vs. Charlotte, 12/14/12
3-Point Field Goals	Season: --
	Career: --
3-Point Field Goal Attempts	Season: --
	Career: 1 (2x) last vs. Florida State, 1/27/13
Foul Disqualifications	Season: --
	Career: --
Minutes	Season: 1, vs. Texas Southern, 11/14/13
	Career: 3, vs. Charlotte, 12/14/12

HELLER CAREER STATISTICS

Season	GP	GS	Min.	Avg.	FG	FGA	Pct.	3-Point			Free Throws			Rebounds			Scoring								
								FG	FGA	Pct.	FT	FTA	Pct.	Off.	Def.	Tot.	Avg.	Pts.	Avg.						
2011-12	7	0	4	0.6	0	2	.000	0	1	.000	0	0	.000	0	2	2	0.3	0	0	0	1	0	0	0	0.0
2012-13	9	0	11	1.2	1	3	.333	0	1	.000	0	2	.000	0	4	4	0.4	1	0	2	2	0	0	2	0.2
2013-14	1	0	1	1.0	0	0	.000	0	0	.000	0	0	.000	0	0	0	0.0	0	0	0	0	0	0	0	0.0
TOTAL	17	0	16	0.9	1	5	.200	0	2	.000	0	2	.000	0	6	6	0.4	1	0	2	3	0	0	2	0.1



STEVE SORENSON

Sophomore | Guard | 6-0 | 161

#3

Dallas, Texas | St. Mark's School of Texas

ACC Academic Honor Roll

As a Freshman (2012-13): ACC Academic Honor Roll ... Walk on who joined the team prior to the season ... Played in eight games ... Hit a free throw vs. Duke to score first collegiate point on Jan. 23, 2013.

High School: Named all state by the Texas Association of Basketball Coaches as a senior ... TABC academic all-state ... Two-time All-Southwest Preparatory Conference... Trinity Valley Christian all-tournament team twice ... Team captain both junior and senior seasons ... Averaged 18 points, six assists, three rebounds, two steals in senior campaign ... Shot 50 percent from both the field and distance in final season ... Team leadership award ... Invited to TABC all-star game and 2012 Showboat Classic ... Team MVP ... Notched 12 points, five assists, four rebounds and two steals per game sophomore season ... Shot 50 percent from the field and 49 percent from three ... Most improved player sophomore season ... Three-year letterwinner ... Honor roll all four years.

Personal: Full name is Steven Lewis Sorenson, goes by Steve ... Born Dec. 30, 1993 in St. Louis, Mo. ... Son of Skip and Yvonne ... Brother to Erik, who was a walk-on with the Virginia Tech basketball team from 2010-12 ... Played AAU ball for Dallas Heroes ... Majoring in business.

2012-13			
Opposition	P	R	A
Jacksonville	0	0	0
Charlotte	0	0	0
at Hawai'i	0	0	0
Duke	1	0	0
Florida State	0	0	0
Boston College	0	0	0
North Carolina	0	0	0
vs. Pacific	0	0	0

Sorenson Season / Career Highs

Points	Season: --
	Career: 1, vs. Duke 1/23/13
Rebounds	Season: --
	Career: --
Assists	Season: --
	Career: --
Steals	Season: --
	Career: --
Field Goals	Season: --
	Career: --
Field Goal Attempts	Season: --
	Career: --
Free Throws	Season: --
	Career: 1, vs. Duke 1/23/13
Free Throw Attempts	Season: --
	Career: 1 (2x) last vs. Duke 1/23/13
3-Point Field Goals	Season: --
	Career: --
3-Point Field Goal Attempts	Season: --
	Career: --
Minutes	Season: 1, vs. Texas Southern, 11/14/13
	Career: 3, vs. Charlotte, 12/14/12

SORENSON CAREER STATISTICS

Season	GP	GS	Min.	Avg.	FG	FGA	Pct.	3-Point			Free Throws			Rebounds			Scoring								
								FG	FGA	Pct.	FT	FTA	Pct.	Off.	Def.	Tot.	Avg.	Pts.	Avg.						
2012-13	8	0	10	1.3	0	0	.000	0	0	.000	1	3	.333	0	0	0	0.0	0	0	0	3	0	0	1	0.1
2013-14	1	0	1	1.0	0	0	.000	0	0	.000	0	0	.000	0	0	0	0.0	0	0	0	0	0	0	0	0.0
TOTAL	9	0	11	1.2	0	0	.000	0	0	.000	1	3	.333	0	0	0	0.0	0	0	0	3	0	0	1	0.1

2013-14 Miami Men's Basketball
University of Miami Combined Team Statistics (as of Dec 26, 2013)
All games

RECORD:	OVERALL	HOME	AWAY	NEUTRAL
ALL GAMES	7-5	3-3	3-1	1-1
CONFERENCE	0-1	0-1	0-0	0-0
NON-CONFERENCE	7-4	3-2	3-1	1-1

##	Player	gp-gs	min	avg	Total		3-Point		F-Throw		Rebounds				pf	dq	a	to	blk	stl	pts	avg	
					fg-fga	fg%	3fg-fga	3fg%	ft-fta	ft%	off	def	tot	avg									
15	Rion Brown	12-12	423	35.2	56-141	.397	14-57	.246	37-46	.804	23	52	75	6.3	21	0	38	18	1	12	163	13.6	
25	Garrius Adams	12-12	407	33.9	42-113	.372	12-45	.267	39-52	.750	9	50	59	4.9	25	1	29	24	3	21	135	11.3	
22	Donnavan Kirk	12-12	375	31.3	47-100	.470	3-13	.231	16-26	.615	38	48	86	7.2	26	0	3	21	28	6	113	9.4	
35	James Kelly	12-8	294	24.5	45-85	.529	8-19	.421	11-17	.647	16	49	65	5.4	25	0	9	12	8	8	109	9.1	
05	Davon Reed	12-6	335	27.9	37-97	.381	20-51	.392	12-23	.522	7	19	26	2.2	22	0	22	21	2	8	106	8.8	
20	Manu Lecomte	12-6	329	27.4	29-74	.392	7-20	.350	20-25	.800	6	24	30	2.5	23	0	27	19	1	10	85	7.1	
23	Tonye Jekiri	12-4	209	17.4	20-49	.408	0-0	.000	3-4	.750	15	35	50	4.2	25	1	4	11	7	5	43	3.6	
21	Erik Swoope	10-0	92	9.2	5-16	.313	1-3	.333	5-7	.714	3	13	16	1.6	9	0	2	1	0	1	16	1.6	
04	Raphael Akpejori	6-0	33	5.5	1-3	.333	0-0	.000	2-2	1.000	0	6	6	1.0	11	0	0	2	2	0	4	0.7	
12	Justin Heller	1-0	1	1.0	0-0	.000	0-0	.000	0-0	.000	0	0	0	0.0	0	0	0	0	0	0	0	0.0	
03	Steve Sorenson	1-0	1	1.0	0-0	.000	0-0	.000	0-0	.000	0	0	0	0.0	0	0	0	0	0	0	0	0.0	
11	Mike Fernandez	1-0	1	1.0	0-0	.000	0-0	.000	0-0	.000	0	0	0	0.0	0	0	0	1	0	0	0	0.0	
Team											19	14	33										
Total.....		12	2500		282-678	.416	65-208	.313	145-202	.718	136	310	446	37.2	187	2	134	130	52	71	774	64.5	
Opponents.....		12	2500		268-658	.407	88-248	.355	112-176	.636	117	289	406	33.8	199	1	134	137	32	63	736	61.3	

TEAM STATISTICS	UM	OPP	Date	Opponent	Score	Att.	
SCORING	774	736	11-08-13	ST. FRANCIS BROOKLYN	Lot	62-66	6060
Points per game	64.5	61.3	11-11-13	GEORGIA SOUTHERN	Wot	81-80	4654
Scoring margin	+3.2	-	11-14-13	TEXAS SOUTHERN	W	84-69	4728
FIELD GOALS-ATT	282-678	268-658	\$ 11-18-13	at College of Charleston	W	70-54	4018
Field goal pct	.416	.407	11-21-13	UCF	L	58-63	4895
3 POINT FG-ATT	65-208	88-248	& 11-28-13	vs George Washington	Lot	63-71	1966
3-point FG pct	.313	.355	& 11-29-13	at Cal State Fullerton	W	48-46	1857
3-pt FG made per game	5.4	7.3	& 12-01-13	vs Arizona State	W	60-57	6007
FREE THROWS-ATT	145-202	112-176	12-04-13	at Nebraska	L	49-60	15088
Free throw pct	.718	.636	* 12-08-13	VIRGINIA TECH	Lot	60-61	6270
F-Throws made per game	12.1	9.3	12-19-13	at Savannah State	W	68-51	3370
REBOUNDS	446	406	12-22-13	LA SALLE	W	71-58	4837
Rebounds per game	37.2	33.8					
Rebounding margin	+3.3	-	\$ = Wooden Legacy - Charleston, S.C.				
ASSISTS	134	134	& = Wooden Legacy - Anaheim, Calif.				
Assists per game	11.2	11.2	* = Conference game				
TURNOVERS	130	137					
Turnovers per game	10.8	11.4					
Turnover margin	+0.6	-					
Assist/turnover ratio	1.0	1.0					
STEALS	71	63					
Steals per game	5.9	5.3					
BLOCKS	52	32					
Blocks per game	4.3	2.7					
ATTENDANCE	31444	32306					
Home games-Avg/Game	6-5241	4-6083					
Neutral site-Avg/Game	-	2-3986					

Score by Periods	1st	2nd	OT	Totals
University of Miami	354	392	28	774
Opponents	307	389	40	736