

HURRICANES  FOOTBALL



2017 MEDIA GUIDE

MARQUEZ WILLIAMS, FB

JACKSONVILLE JAGUARS

ROUND PICK
7 240

CORN ELDER, DB

CAROLINA PANTHERS

ROUND PICK
5 152

DAVID NJOKU, TE

CLEVELAND BROWNS

ROUND PICK
1 29

DANNY ISIDORA, OL

MINNESOTA VIKINGS

ROUND PICK
5 180

BRAD KAAYA, QB

DETROIT LIONS

ROUND PICK
6 215

RAYSHAWN JENKINS, DB

LOS ANGELES CHARGERS

ROUND PICK
4 113

STACY COLEY, WR

MINNESOTA VIKINGS

ROUND PICK
7 219

ADRIAN COLBERT, DB

SAN FRANCISCO 49ERS

ROUND PICK
7 229

AL-QUADIN MUHAMMAD, DL

NEW ORLEANS SAINTS

ROUND PICK
6 196

NINE HURRICANES WERE SELECTED IN THE
2017 NFL DRAFT
THE MOST SINCE 2006



NO. 1

IN FBS IN 2016 NCAA TEAM WORKS HELPER HELPER COMMUNITY SERVICE COMPETITION

2016 AFCA ACADEMIC ACHIEVEMENT AWARD



TABLE OF CONTENTS

MEDIA INFORMATION

1	Contents / 2017 Schedule
3	President Julio Frenk
4	Director of Athletics Blake James
4-7	Athletics Administration
8-11	2017 Notebook

2017 MIAMI HURRICANES

13-14	Numerical Roster
15-16	Alphabetical Roster
17-43	Player Profiles

COACHING STAFF

45-48	Head Coach Mark Richt
49-57	Assistant Coaches
58-66	Football Support Staff

2016 SEASON IN REVIEW

68-73	Season Statistics
74-80	Game Recaps

HURRICANES FOOTBALL HISTORY

82-89	Miami Football History
90-103	All-Time Results
104-120	Series History
121-125	National Championships
126	Bowl History
127-138	Bowl Game Recaps
139	Miscellaneous History
140-144	College & Pro Football Halls of Fame
145-153	All-Americans
154-156	Ring of Honor

HURRICANES FOOTBALL HISTORY (continued)

157-162	Retired Jerseys / Award Winners
163-173	#ProCanes
174-177	NFL Draft Picks
178-180	#SuperBowlCanes / #ProBowlCanes
181-200	All-Time Lettermen
201-202	Attendance
203-206	University of Miami Sports Hall of Fame

HURRICANES FOOTBALL RECORDS

208-210	Individual Records
211-222	Individual Leaders
223-226	Individual Game Bests
227-229	Individual Superlatives
230-235	Team Season Bests
236	Team Game Bests
237	Opponent Game Bests

2017 SCHEDULE

DATE	OPPONENT	TV	TIME
Sept. 2	BETHUNE-COOKMAN	RSN	12:30 p.m.
Sept. 9	at Arkansas State	ESPNU	3:30 p.m.
Sept. 16	• at Florida State	ABC	8:00 p.m.
Sept. 23	TOLEDO	TBA	TBA
Sept. 29	• at Duke	ESPN	7:00 p.m.
Oct. 12	• GEORGIA TECH	ESPN	8:00 p.m.
Oct. 21	• SYRACUSE	TBA	TBA
Oct. 28	• at North Carolina	TBA	TBA
Nov. 4	• VIRGINIA TECH	TBA	TBA
Nov. 11	NOTRE DAME	TBA	TBA
Nov. 18	• VIRGINIA	TBA	TBA
Nov. 24	• at Pittsburgh	TBA	TBA

• - Denotes ACC game

SOCIAL MEDIA ACCOUNTS

Official Athletics

Twitter: @MiamiHurricanes
Facebook: /MiamiHurricanes
Instagram: MiamiHurricanes
Twitter: @CanesFootball
Facebook: /CanesFootball
Instagram: CanesFootball
Twitter: @CanesAllAccess
Twitter: @UM_Sebastian

Official Football

Blake James, Director of Athletics
Sebastian the Ibis

UNIVERSITY INFORMATION

Location Coral Gables, Fla.
Enrollment 16,818
Founded 1925
Nickname Hurricanes
Colors Orange (PMS 1665), Green (PMS 3435) and White
President Dr. Julio Frenk
Director of Athletics Blake James
Faculty Athletics Representative Dr. Marvin Dawkins
Conference / Division Atlantic Coast Conference / Coastal
Stadium / Capacity Hard Rock Stadium / 64,767
Ticket Office Phone 1-800-GO-CANES

COACHING STAFF

Head Coach Mark Richt
Record at Miami 9-4 (Second season)
Career Record 154-51 (17th season)
Defensive Coordinator / Linebackers Manny Diaz
Offensive Coordinator / Running Backs Thomas Brown
Assistant Head Coach / Defensive Line Craig Kuligowski
Assistant Coach / Passing Game Coordinator / Wide Receivers Ron Dugans
Assistant Coach / Offensive Line Stacy Searels
Assistant Coach / Special Teams Coordinator / Tight Ends Todd Hartley
Assistant Coach / Cornerbacks Mike Rumph
Assistant Coach / Safeties Ephraim Banda
Assistant Coach / Quarterbacks Jon Richt
Graduate Assistant / Defense Alex Devine
Graduate Assistant / Defense Matthew Gazzillo
Graduate Assistant / Offense Michaellee Harris
Graduate Assistant / Special Teams Danny Kalter
Quality Control Analyst / Offense David Cooney
Quality Control Analyst / Offense Brandon Lumish
Quality Control Analyst / Offense Greg Nosal
Quality Control Analyst / Defense Jonathan Patke
Quality Control Analyst / Defense Michael Zuckerman

SUPPORT STAFF

Director of Football Operations Don Corzine
Director of Player Personnel Matt Doherty
Director of Player Development / Offense Joel Rodriguez
Director of Player Development / Defense Kareem Brown
Assistant Director of Player Personnel / Recruiting Operations Jorge Baez
Assistant Director of Player Personnel Chip Francoforte
Assistant Director of Player Personnel / Recruiting Relations Brooke Wilson
Assistant Director of Football Operations Justin Wells
Football Creative Director Leo Ramos
Administrative Assistant to Head Coach Sebrina Beyer
Director of Strength and Conditioning Gus Felder
Associate Strength and Conditioning Coach John Thomas
Assistant Director of Strength and Conditioning Victor Ishmael
Assistant Director of Strength and Conditioning Miguel Rivera
Assistant Director of Strength and Conditioning Jeremy Roberts
Director of Football Nutrition & Performance Kyle Bellamy
Assistant AD / Equipment David Case
Assistant Equipment Manager Mike Salemi
Assistant Equipment Manager Brad Anderson
Assistant Equipment Manager Daniel Bogenschutz
Video Coordinator Andrew Rossetti
Associate AD for Athletic Training Vinny Scavo
Team Medical Director Dr. Lee Kaplan
Primary Care Sports Medicine Specialist Dr. Clifton L. Page
Assistant Athletic Trainer Dustin West
Assistant Athletic Trainer Karl Rennalls
Team Chaplain Mike Blanc
Assist. AD / Academic Services & Dir. of Football Academics Demetrius Darden
Academic Learning Specialist Dr. Barbara Stratton
Academic Advisor / Tutor Coordinator Michael Imeokparia

ATHLETICS ADMINISTRATION

Director of Athletics Blake James
Deputy AD / Business Operations TBA
Deputy AD / Senior Woman Administrator Jennifer Strawley
Sr. Associate AD / Communications & Sales Jason Layton
Sr. Associate AD / Compliance Craig Anderson
Sr. Associate AD / Development Jesse Marks
Sr. Associate AD / Facilities & Event Operations Tim Wise
Associate AD / Academic Services David Wyman
Associate AD / Athletic Training Vinny Scavo
Associate AD / Business Operations Josh Boone
Associate AD / Communications & Digital Strategy Carter Toole
Associate AD / Premium Seating & Corp. Development Ben Creed
Associate AD / Ticket Sales & Operations Brent Crank
Assistant AD / Academic Services Demetrius Darden
Assistant AD / Annual Giving Emily Boone
Assistant AD / Communications Tom Symonds
Assistant AD / Compliance & Eligibility Dan Raben
Assistant AD / Equipment David Case
Assistant AD / Events & Operations Michael Turner
Assistant AD / Major Gifts Chris Cohen
Assistant AD / Student-Athlete Development Shirelle Jackson
Assistant AD / Ticket Operations Tim Cavanaugh
Assistant AD / Ticket Sales Mackie Feisterstein
Assistant AD / Athletic Alumni Programs Rick Remmert

COMMUNICATIONS & DIGITAL

Associate AD / Communications & Digital Strategy (Primary) Carter Toole
Cell 615-598-8540
Email carter.toole@miami.edu
Twitter @CanesCarter
Assistant AD / Communications (Credentials) Tom Symonds
Cell 305-240-9142
Email symonds@miami.edu
Twitter @Tom_Symonds
Assoc. Director of Communications (Secondary) Camron Ghorbi
Cell 786-877-7329
Email c.ghorbi@miami.edu
Twitter @CamronGhorbi
Assoc. Director of Communications David Villavicencio
Cell 786-999-3739
Email davidv@miami.edu
Twitter @dvillavicencio6
Assoc. Director of Communications Amy LaBrie
Office 305-284-3241
Email LaBrie@miami.edu
Ass. Director of Communications Alex Schwartz
Cell 609-802-3674
Email alexschwartz@miami.edu
Twitter @AlexJSchwartz
Director / Digital Strategy Tim Brogdon
Cell 720-384-3391
Email tbrogdon@miami.edu
Twitter @TimDanBrog

Website
www.HurricaneSports.com

Twitter
 @MiamiHurricanes | @CanesFootball

Mailing Address
 5821 San Amaro Drive, Coral Gables, FL 33146



DR. JULIO FRENK

UNIVERSITY PRESIDENT
UNIVERSIDAD NACIONAL
AUTÓNOMA DE MÉXICO, 1979

A fourth-generation physician whose paternal grandparents fled Germany in the early 1930s to build a new life in Mexico, Julio Frenk catalyzed his deep gratitude for the kindness of strangers into a lifelong mission to improve the health, education, and well-being of people around the world.

Dr. Frenk became the sixth president of the University of Miami in August of 2015. He also holds academic appointments as Professor of Public Health Sciences at the Leonard M. Miller School of Medicine and as Professor of Health Sector Management and Policy at the School of Business Administration.

Prior to joining the University of Miami, he was the dean of the Harvard T.H. Chan School of Public Health and the T & G Angelopoulos Professor of Public Health and International Development, a joint appointment with the Harvard Kennedy School of Government.

Julio Frenk served as the Minister of Health of Mexico from 2000 to 2006. There he pursued an ambitious agenda to reform the nation's health system and introduced a program of comprehensive universal coverage, known as Seguro Popular, which expanded access to health care for more than 55 million previously uninsured Mexicans.

He was the founding director-general of the National Institute of Public Health in Mexico, one of the leading institutions of its kind in the developing world. He also served as executive director in charge of Evidence and Information for Policy at the World Health Organization and as senior fellow in the global health program of the Bill & Melinda Gates Foundation, among other leadership positions.

Dr. Frenk holds a medical degree from the National University of Mexico, as well as a master of public health and a joint Ph.D. in Medical Care Organization and in Sociology from the University of Michigan. He has received honorary degrees from seven universities.

His scholarly production, which includes over 160 articles in academic journals, as well as many books and book chapters, has been cited more than 15,000 times. In addition, he has written three best-selling novels for youngsters explaining the functions of the human body.

He is a member of the American Academy of Arts and Sciences, the U.S. National Academy of Medicine, and the National Academy of Medicine of Mexico. He serves on the boards of the United Nations Foundation and the Robert Wood Johnson Foundation. He has received numerous recognitions, including the Clinton Global Citizen Award for changing the way practitioners and policy makers across the world think about health, the Bouchet Medal for Outstanding Leadership presented by Yale University for promoting diversity in graduate education, and the Welch-Rose Award for Distinguished Service from the Association of Schools and Programs of Public Health.



DR. MARVIN DAWKINS

FACULTY REPRESENTATIVE
EDWARD WATERS COLLEGE, 1970

Dr. Marvin Dawkins, a distinguished professor in the Department of Sociology at the University of Miami, is in his fifth year as the Faculty Athletics Representative. He was named to the post in April 2012, replacing Clyde McCoy after his 17 years of service in that role.

In his FAR post, Dawkins is responsible for ensuring the academic integrity of students participating in University athletic programs and helping to oversee institutional control of the Department of Athletics. The Faculty Athletics Representative serves as a liaison between the University and the athletic department. This individual is the University's voting delegate to the ACC and represents UM with the NCAA and ACC.

Dawkins received his doctorate from Florida State and completed his postdoctoral research fellowships at Howard University and The Johns Hopkins University. He previously served on the faculties of the University of Maryland, Old Dominion University and the University of Wisconsin-Parkside.

His research focuses on issues of race and social equity in such areas as education, career aspirations and mobility, substance abuse prevention, and sports. He has published widely in these areas, including his most recent article titled "Race and Pathways to Power in the National Football League" (with Jomills H. Braddock and Erica Smith), which appears in *American Behavioral Scientist* (2012). His research on golf includes book chapters, scholarly articles, and the book *African American Golfers During the Jim Crow Era* (Praeger 2000), coauthored with Graham C. Kinloch. Dawkins was recently appointed to the United States Golf Association Museum Committee and is currently completing a study on the media treatment of black golfers from the Jim Crow era to the present.



BLAKE JAMES

DIRECTOR OF ATHLETICS
MINNESOTA STATE-MANKATO, 1992

Since taking over as the University of Miami's Director of Athletics in 2013, Blake James has transformed Miami Athletics, spearheading improvement in all aspects of the department, including postseason appearances, student-athlete support, facility upgrades, ticket sales and academic achievement.

Miami's recent success has garnered James and UM national recognition. In March 2017, James was selected as one of four Division I recipients of the 2016-17 Under Armour Athletic Director of the Year award, an honor given by the National Association of Collegiate Directors of Athletics (NACDA). In June 2017, James began a two-year term as Chair of the NCAA Division I Council, the group responsible for the day-to-day decision-making for all of Division I.

James has placed a strong emphasis on academics during his four-plus years at Miami. In the most recent Graduation Success Rate figures released by the NCAA, Miami student-athletes posted a GSR mark of 90%. Ten Hurricane teams posted perfect 2015-16 scores on the latest Academic Progress Report (APR). In addition, Miami's football program received the 2016 ACAA Academic Achievement Award. In 2016, Hurricane student-athletes also ranked among the nation's best in time committed towards community service.

In the department's continuing efforts to better support student-athletes and coaches, the Hurricane Club -- the fundraising arm of Miami Athletics -- completed a record-setting year in 2016-17. The Hurricane Club raised \$49 million, an all-time record and an increase of more than 80 percent from the previous record of \$26.5 million, set in 2010-11. The Hurricane Club's membership of more than 11,000 members represents an over 100-percent jump from its membership of 5,140 in 2010.

Prior to the 2016 football season, James led the university's football coaching search which resulted in the hiring of Hurricane alum Mark Richt as the football program's new head coach. Richt paid immediate dividends in 2016 as the Hurricanes posted a 9-4 record, won their first bowl game in 10 years and finished ranked #20 in the final Associated Press poll, their first season-ending ranking since 2009.

During the 2015-16 academic year, Miami was the only school in NCAA Division I to have its football team play in a bowl game, its men's and women's basketball teams advance to the NCAA Tournament and its baseball team advance to the College World Series. Overall, Miami had 10 sports programs advance to postseason competition to secure its highest finish in the Learfield Directors' Cup standings in 13 years, an indication of broad-based athletic department success.

During James' tenure, Miami has completed several facility enhancements, including the opening of the Schwartz Center for Athletic Excellence; the completion of the student-athlete training table, fueling station and dining hall; new artificial and natural playing surfaces and lights on the Greentree Practice Fields' and a center-hung scoreboard inside the Watson Center.

James has also led multiple, multi-million dollar capital renovation projects, including renovations of the Hecht Center and the men's and women's basketball offices. Over the past year, Miami Athletics has secured six leadership gifts of seven figures-or-more, including the largest donation in department history -- a \$14 million gift from the Soffer Family, which will serve as the lead gift for the Hurricanes' \$34 million Carol Soffer Football Indoor

Practice Facility, which broke ground this year.

Ticket sales are also at an all-time high. In 2016, Miami sold a school-record 42,000 football season tickets and ranked first among Power 5 programs in attendance percentage increase (23 percent) over 2015 attendance. The Hurricanes have also sold out their men's basketball season tickets in back-to-back seasons for the first time ever.

In addition, Miami has transformed its broadcast, communications and marketing departments into one of the nation's leaders in digital media and video production. In 2016, Miami aired more live events on ESPN3 than any other ACC institution. James was also instrumental in helping Miami strike one of the largest apparel deals in the country with adidas.

Prior to being named AD, James served Miami Athletics in the roles of Interim AD and Senior Associate AD for Development and Ticket Operations, where he oversaw the day-to-day operations of development, ticket sales and ticket operations. He also was a member of the Hurricanes' senior staff and provided sport supervision.

James came to UM after spending seven years at the University of Maine, where he first served as Senior Associate Athletic Director before serving as Director of Athletics from 2005 to 2010. During his tenure at Maine, athletics experienced tremendous success, including three trips to the Frozen Four for the men's ice hockey program and NCAA playoff berths for football, baseball (two), women's basketball and softball. James implemented a comprehensive \$17 million facility improvement plan at Maine, which included an indoor practice facility and numerous other facility upgrades and renovations. Academically, the program flourished, earning the conference academic cup twice and student-athletes maintaining a 3.0 GPA or above.

Prior to his stint at Maine, James worked in athletic development at Providence College, where he established the "Friars Forever" campaign and the Friar Athletic Fund.

James is no stranger to South Florida, beginning his athletic career with the University of Miami, working in ticket sales, corporate sales and athletic development. In 1995, he was hired as Miami's Director of Ticket Sales, serving in that capacity until 1997, when he was named an athletic development officer at the University of Nebraska. He returned to Miami in 1998 as the Director of Major Gifts and Corporate Sales and was promoted to the Director of Athletic Development at Miami in 2000 before moving on to Providence in 2002.

James graduated from Minnesota State University - Mankato with a Bachelor's degree in Marketing in 1992 and later received his Master's degree in Sports Administration from St. Thomas University in 1994. He and his wife, Kelly, have two children: daughter, Haley, and son, Ryan.



JENNIFER STRAWLEY

DEPUTY DIRECTOR OF ATHLETICS
SENIOR WOMAN ADMINISTRATOR
PENNSYLVANIA, 1998

Jennifer Strawley joined the University of Miami on June 18, 2012 and currently serves as Deputy Director of Athletics and Senior Women's Administrator.

As a member of the department's executive leadership team, Strawley provides strategic direction for the department and assists the Athletic Director with the day-to-day operations. She is the sport administrator for football, women's basketball and women's tennis. She leads the department's strategic

planning initiatives, policy development and implementation, coordination of department and coaches meetings and gender equity and inclusion initiatives. Strawley oversees the areas of sports medicine, student-athlete drug testing, academic services, compliance, student-athlete development, and serves as a liaison to various campus groups, as well as to the ACC and the NCAA.

Strawley played a key role in the hiring of head football coach Mark Richt, serving on the selection committee. In addition, she was instrumental in the development of Miami's Celebration of Women's Athletics and spearheaded the Department's "It's on Us Campaign."

Actively engaged in intercollegiate athletics nationally, Strawley has served on various committees within the NCAA and the ACC. Strawley currently serves on the ACC Television Committee, the ACC Women's Basketball foresight committee, the ACC Equity Committee, the ACC Women's Tennis Committee, the ACC Infractions and Sportsmanship Review Committee, the ACC Football Schedulers Group, the NCAA Division I Council Football Recruiting Ad Hoc Working Group and the NCAA Division I Women's Basketball Oversight Advancement Committee.

Prior to UM, Strawley concluded her second tour with the NCAA as the Director of Academic and Membership Affairs. In this role, Strawley was instrumental in providing leadership in the areas of academic governance and development of academic policy. She was the staff liaison to the NCAA Division I Committee on Academic Performance and the NCAA Division I Academic Cabinet. Strawley served on the senior management team and was involved in a variety of other internal operations, including coordinating the internal operations for the department's senior management team.

Strawley rejoined the NCAA after serving as the Associate Athletics Director for Intercollegiate Sport Programs and Senior Woman Administrator at Columbia University from 2007-10. While at Columbia, she oversaw numerous varsity sport programs including football and was the athletics program liaison for gender equity and diversity initiatives. Strawley was a member of the department's Executive Management Team.

Prior to her tenure at Columbia, Strawley was the Director of Membership Services and Student-Athlete Reinstatement at the NCAA. In this role, she provided oversight of the student-athlete reinstatement process and was instrumental in the implementation of the student first philosophy. Strawley served as a liaison to numerous NCAA committees and task forces, including the NCAA Divisions I, II and III Student-Athlete Reinstatement Committees, the NCAA Olympic Sports Liaison Committee, and the working group appointed to review trends in initial eligibility.

Strawley first joined the NCAA in 1998 as an enforcement services intern. She is a 1998 graduate of the University of Pennsylvania where she earned her Bachelor of Arts degree in history. During her time at Pennsylvania, she was a two-year captain for the Quakers' softball team. Strawley was inducted into the William Tennent High School Athletics Hall of Fame in January of 2014.



TIM WISE

**SENIOR ASSOCIATE AD
FACILITIES & EVENT OPERATIONS**
SOUTH CAROLINA, 1996

Tim Wise is in his sixth year as the Senior Associate Athletic Director for Facilities and Event Operations at the University of Miami. Wise joined the UM staff in June 2012.

Wise has oversight of the following areas:

- Facilities and Maintenance Services
- Capital Projects/Construction
- Facilities Master Planning
- Event Management and Guest Services
- Camps/Clinics
- Risk Management
- Information Technology
- Watsco Center/Pinnacle Arena Liaison
- Hard Rock Stadium Liaison
- Marching Band Liaison
- Sport Oversight (rowing, soccer)
- Strength and Conditioning
- Sports Nutrition

Wise, who has nearly 20 years of experience in college athletics as an event manager, facilities director and administrator has played a key role in numerous facility enhancement projects at Miami, including the Schwartz Center for Academic Excellence, installation of lights and field turf on the Greentree Practice Fields, the nutrition center and most recently the renovation of the Hecht Athletics Center.

Wise also is widely recognized as a leader in the college facility management industry, serving as President of the Collegiate Event and Facility Management Association during the 2015-16 academic year.

Prior to his arrival in Coral Gables, Wise spent four years at the University of Wisconsin athletics department as the Assistant Athletic Director for Events and Facilities, joining the department in August of 2008. In January 2012, he was named Interim Associate Athletic Director and elevated to the senior management team with additional oversight of the University Ridge Golf Course and \$125 million in capital projects.

Wise also had supervisory oversight of the UW Athletics event management, facilities, food and beverage and guest service units and oversaw an annual budget of approximately \$15 million. He also served in a lead role in administrative coordination of UW Athletics concerts, summer camps and event parking.

Wise served as the director of facility maintenance at the University of Connecticut from August 2005 to August 2008. He oversaw daily operations of athletic facilities, projects and event operations as the assistant athletics director for facilities and operations at Eastern Michigan University from November 2003 to June 2005.

Wise was hired as the athletics event manager at the University of Denver in August 2000 and was promoted to Director of Athletics Events in August 2001 and served in that role until October 2003. Prior to his time at Denver, Wise was the event services manager at The Ohio State University's Schottenstein Center.

Wise was an event operations manager intern at Michigan State University from August 1998 to May 1999. His first position upon graduation from college was as a conference coordinator at the University of South Carolina from December 1996 to January 1998.

Wise has extensive experience working at NCAA and conference championship events. At Wisconsin he served on the department's Diversity Integration Group and was the representative to the City of Madison and UW Campus Joint Southeast Campus Area Committee. In the past, he served on Connecticut's Environmental Compliance Team as well as the schools Environmental Policy Advisory Council. He also served on the NCAA Woman of the Year Selection Committee and the NCAA Minority Opportunities and Interests Committee, three years as the vice chair. Wise earned the University of Denver Center for Multicultural Excellence Outstanding Staff Award in 2002-03. Most recently, Wise oversaw the event operations for the 2017 First and

Second Rounds of the NCAA Women's Basketball Championship at Miami. Wise also serves as the Chair of the NCAA Leadership Institute Alumni Planning Committee.

He is a member of the Collegiate Event and Facility Management Association and was named to the Board of Directors in September 2011. Wise recently completed his term as the immediate Past President of the association for 2015-16 and was previously 1st Vice President 2014-15, 2nd Vice President 2013-14, and 3rd Vice President 2012-13. Wise also has membership in the Minority Opportunities Athletic Association, the National Association of Collegiate Directors of Athletics and the Stadium Managers Association. In February of 2017, Wise was appointed to the Minority Opportunities Athletic Association Board of Directors.

Wise is a 1996 graduate of the University of South Carolina with a bachelor's degree in business administration. He earned a master's degree in human performance and sport studies from the University of Tennessee in 1998.



JASON LAYTON

**SENIOR ASSOCIATE AD
COMMUNICATIONS & SALES**
SAINT LEO, 1999

Jason Layton joined the University of Miami in December of 2014 as the department's Senior Associate Athletics Director for Communications and Sales.

In his current position, Layton is responsible for managing the department's ticket sales, marketing, digital strategies, communications, ticket operations, video production services and licensing, as well as Hurricane Sports Properties.

Since his arrival, Miami has seen exceptional growth in ticket sales and video production services in both content and broadcast with ESPN and the newly formed ACC Network.

Under his watch, Miami has seen an increased level of season ticket sales in football and men's basketball. Under Layton's guidance, Miami sold out its entire 2015-16 and 2016-17 men's basketball season ticket allotment, marking the first time in Hurricane Athletics history that a team has sold out its entire season ticket allotment in back-to-back seasons. In addition, Miami saw an unprecedented growth in football attendance during the 2016 season, as the Hurricanes totaled 42,000 season ticket holders and averaged 58,572 fans per game – the 27th highest total in the nation and leader among all Power Five schools in percentage increase on a year-to-year basis (23 percent).

Layton also serves as the primary contact for ESPN with the recent launch of the ACC Network, first in digital format in August 2016 and building to the linear network in fall of 2019. Since 2015, Miami has produced over 200 live events on ESPN 3 /ACC Network Extra – a figure that ranks near the top of all ACC schools.

Layton, a Florida native, arrived in Miami after spending the 2013 and 2014 seasons at Colorado State University where he served as the department's Senior Associate Athletics Director for Sales and Marketing. During his time in Fort Collins, Colo., Layton's ticket sales plans drove double-digit increases in football, volleyball, men's basketball and women's basketball revenue and tickets sold.

Before his arrival at Colorado State, Layton spent 13 years with the Tampa Bay Buccaneers. In his 13 years with the club, he handled a variety of responsibilities from sales, marketing, ticketing and luxury suite operations to advertising, accounting, finance and purchasing.

Layton began his career with the Buccaneers as a customer

service representative in 1999 before elevating to the role of Senior Director of Business Administration in 2011.

Layton received his bachelor's and master's degrees from Saint Leo University in Saint Leo, Fla.



CRAIG ANDERSON

**SENIOR ASSOCIATE AD
COMPLIANCE**
PITT, 2005

Craig Anderson begins his third year as the department's Senior Associate Athletic Director for Compliance in 2016.

In his current capacity, Anderson oversees the Hurricanes' six-person compliance office and serves as the departmental liaison between the NCAA and all rules educational matters.

Anderson was hired as Associate AD for Compliance at the University of Miami on Feb. 27, 2013. He came to UM after spending three years as the Assistant Athletics Director for Compliance at NC State.

At UM, Anderson is responsible for managing all aspects of the compliance unit's effort, including educating the athletics department and university staff, boosters, coaches and student-athletes about NCAA and ACC regulations. In addition, he is responsible for overseeing the compliance monitoring systems related to recruiting, certification and eligibility. Anderson is also the Sport Supervisor for the women's golf program.

At NC State, he was charged with many roles, including monitoring all amateurism and eligibility issues, serving as the liaison to the academic support program for student-athletes, monitoring all initial eligibility/continuing eligibility processes and conducting NCAA rules education for coaches, staff, boosters and general public.

Before moving to NC State, Anderson served in a nearly three-year role as Director of Compliance at the University of Virginia from September 2007-July 2010. While in Charlottesville, he assisted with eligibility process, interpreted and researched NCAA rules for coaches and institutional staff members, monitored camps and clinics for all sports, coordinated annual coaches certification exams and coordinated transfer issues.

Anderson began his career as an Assistant Director of Compliance, spending 14 months at UNLV from July 2006-September 2007.

A native of Painted Post, N.Y., Anderson graduated from the University of Pittsburgh in 2005 with a bachelor's degree in political science. A year later, he graduated from Marshall University with a master's degree in athletic administration.



JESSE H. MARKS

SENIOR ASSOCIATE AD
DEVELOPMENT
MIAMI, 2005

Jesse Marks was promoted to Senior Associate Athletic Director for Development in August 2016. He was previously promoted to associate AD for development in November 2012 following two years as assistant athletics director for major gifts.

Under the guidance of Director of Athletics Blake James, Marks is responsible for all development operations for the department of athletics, including campaign oversight, major giving, annual fund, donor stewardship, event hospitality and coordination with central advancement efforts. Marks is also the sport administrator for Miami's men's tennis program.

Since Marks' arrival in 2010, the Hurricane Club has seen significant growth in major giving and annual giving participation. Following the department's restructure in 2010, the Hurricane Club's development results have increased significantly across the board. Total Giving is up more than 70 percent since 2010, increasing from \$14 million in 2010 to \$26.6 million in 2011 and to an all-time high of \$49 million in 2016-17. Marks has led the fundraising efforts towards the completion of the \$18 million Schwartz Center for Athletic Excellence, the \$3 million Football Victory Fund and the \$2 million Basketball Victory Fund. Miami also broke ground in May 2017 on the \$34 million Carol Soffer Football Indoor Practice Facility, which includes the largest single gift in the history of Miami athletics - a \$14 million pledge by Carol Soffer and the Soffer Family.

Annual giving has also seen unprecedented growth through extensive marketing, philanthropic re-branding and digital strategy. Since 2010, annual Hurricane Club Membership has increased by more than 100 percent to an all-time record of 11,500 active members and over \$14 million raised for student-athlete excellence. The Hurricane Club is consistently recognized nationwide for their use of cutting edge technology and unique campaigns to drive annual support.

Marks has been a part of two major capital campaigns at the University of Miami: The Momentum Campaign, (2000-2008) which raised over \$1 billion for the University, and Momentum2. Under Marks' leadership, athletics exceeded its goal of \$68 million and raised more than \$85 million dollars towards the Momentum campaign and raised over \$118 million towards the university wide \$1.6 billion Momentum2 Campaign.

Prior to his return to UM Athletics, Marks served as assistant director of development at Wake Forest University, where he managed relationships for over 150 athletic donors in the southeast, including South Carolina, Georgia, North Carolina and Florida. Prior to Wake Forest, Marks was as assistant athletics director for development at Florida International University, where he managed all fundraising operations related to the opening of their new football stadium in 2008.

Marks is an active member of the National Association of Athletic Development Directors (NAADD) and is an adjunct professor in the School of Education Sports Administration Program teaching Sport Promotions and Sales.

A two-time Miami graduate, Marks earned his bachelor's degree in 2005 and his master's degree in 2008.

RETURNING STATISTICAL LEADERS

RUSHING	G	ATT	GAIN	LOSS	NET	AVG	TD	LG	YPG
Mark Walton	13-13	209	1,179	62	1,117	5.3	14	80	85.9
Malik Rosier	6-0	2	65	0	65	32.5	1	46	10.8
Travis Homer	12-0	7	44	0	44	6.3	0	17	3.7

PASSING	G	EFF	C-A-I	PCT	YDS	TD	LG	AVG/G
Malik Rosier	6-0	117.20	2-4-0	50.0	32	0	17	5.3

RECEIVING	G	NO	YDS	AVG	TD	LG	AVG/G
Ahmon Richards	13-11	49	934	19.1	3	77	71.8
Christopher Herndon IV	13-12	28	334	11.9	2	48	25.7
Mark Walton	13-13	27	240	8.9	1	30	18.5
Braxton Berrios	13-3	12	178	14.8	2	38	13.7
Dayall Harris	12-1	9	90	10.0	0	14	7.5

TACKLES	G	UT	AT	TT	TFL-YARDS	SACKS-YDS
Shaquille Quarterman	13-13	43	41	84	10.0-39	3.5-18
Michael Pinckney	13-13	33	28	61	7.5-29	2.5-19
RJ McIntosh	13-13	24	23	47	9.5-35	2.5-11

2017 NOTEBOOK

#LIFEINTHEACC

FINAL 2016 STANDINGS

ATLANTIC DIVISION

Team	Conf.	Overall
Clemson	7-1 .875	14-1 .933
Louisville	7-1 .875	9-4 .692
Florida State	5-3 .625	10-3 .769
NC State	3-5 .375	7-6 .538
Wake Forest	3-5 .375	7-6 .538
Boston College	2-6 .250	7-6 .538
Syracuse	2-6 .250	4-8 .333

COASTAL STANDINGS

Team	Conf.	Overall
Virginia Tech	6-2 .750	10-4 .714
Miami	5-3 .625	9-4 .692
North Carolina	5-3 .625	8-5 .615
Pittsburgh	5-3 .625	8-5 .615
Georgia Tech	4-4 .500	9-4 .692
Duke	1-7 .125	4-8 .333
Virginia	1-7 .125	2-10 .167

CANES CLOSE 2016 RANKED IN THE TOP 25

- For the first time since the 2009 season, the University of Miami football team finished the year ranked in the top 25 in both the Associated Press and Amway Coaches Polls.
- The Hurricanes finished the year ranked No. 20 in the Associated Press Poll and No. 23 in the Amway Coaches Poll.

THE 2017 SCHEDULE

- The Hurricanes' 2017 schedule is highlighted by seven home games at Hard Rock Stadium.
- Miami's home schedule includes non-conference games against Bethune-Cookman (Sept. 2), Toledo (Sept. 23) and Notre Dame (Nov. 11). The Hurricanes will play host to ACC rivals Georgia Tech (Oct. 12, Thursday), Syracuse (Oct. 21), Virginia Tech (Nov. 4) and Virginia (Nov. 18).
- The Hurricanes' five road games in 2017 include trips to Arkansas State (Sept. 9), Florida State (Sept. 16), Duke (Sept. 29, Friday), North Carolina (Oct. 28) and Pittsburgh (Nov. 24, Friday).

CANES INK 24 NEW STUDENT-ATHLETES AS PART OF #SQUAD17

- The University of Miami football team welcomed its 2017 signing class on Feb. 1 with the addition of 24 student-athletes.
- The signing class features 10 early enrollees – Robert Burns, Amari Carter, DeeJay Dallas, Navaughn Donaldson, Zach Dykstra, Jonathan Garvin, Bradley Jennings, Jr., Brian Polendey, Waymon Steed and Cade Weldon.
- The class also features 10 ESPN300 recruits and 16 players from the state of Florida.

WHAT'S BACK

- Miami returns 18 starters from last year's squad, including eight on offense, eight on defense and two on special teams.
- Listed below is a breakdown of what is coming back by percentage this year for Miami.

STATISTIC	% RETURNING
Rushing yardage	62.5
Passing yardage	0.1
Receiving yardage	50.0
Receptions	47.5
Punt return yardage	100.0
Kickoff return yardage	0.1
Scoring	62.3
Total offense yardage	22.8
All-purpose yardage	52.5
Field Goals	100.0
Punting yardage	0.0
Tackles	67.5
Tackles for loss	83.7
Sacks	85.5

2017 NOTEBOOK

#BYTHENUMBERS

1

Wide receiver Ahmmon Richards led all freshman nationally in yards per catch (19.06), receptions (49) and receiving yards (934).

3

Miami is one of three schools that shared the 2016 AFCA Academic Achievement Award.

4

Joe Jackson, Michael Pinckney, Shaquille Quarterman and Ahmmon Richards each earned freshman All-America honors.

5

Miami blocked five kicks last season, which ranked fifth in the country.

10

Mark Walton became the 10th Miami running back to surpass 1,000 yards rushing in a single season. He finished the year with 1,117 yards.

15

Head coach Mark Richt has won 8-or-more games in 15 seasons throughout his career.

20

Miami collected its 20th bowl victory when it won the 2016 Russell Athletic Bowl.

80

Mark Walton's 80-yard touchdown on the first offensive play of the Hurricanes' game against Appalachian State was tied for the second-longest rush in the ACC last season.

86

Miami features one of the most experienced offensive lines in the ACC. Returning Miami offensive linemen have combined for 86 career starts.

108

Miami totaled 108 tackles for loss last season. In 2015, the Hurricanes recorded 66 tackles for loss.

111

Miami's coaching staff has combined to coach in 111 bowl games.

154

Head coach Mark Richt has totaled 154 career victories, which ranks eighth among active head coaches at the FBS level.

58,572

The Hurricanes averaged 58,572 fans per game last season - good for 27th in the nation.

Fumble recoveries	90.0
Interceptions	50.0
Pass breakups	47.0

CANES CAPTURE RUSSELL ATHLETIC BOWL IN ORLANDO

- Miami's victory over West Virginia in the Russell Athletic Bowl gave the Hurricanes their first bowl win since the 2006 MPC Computers Bowl.
- Miami head coach Mark Richt collected his 10th career bowl win.
- Former quarterback Brad Kaaya was named the 2016 Russell Athletic Bowl Most Valuable Player.
- Miami's defense limited West Virginia to -4 yards over its final six drives of the first half.
- Miami held West Virginia to a season-low 229 yards of total offense. The Mountaineers' lowest offensive output coming into their final game of the year was 383 yards against Texas.
- The Hurricanes trailed, 7-0, at the end of the first quarter, but responded in the second quarter by outscoring West Virginia, 21-0, and outgaining the Mountaineers, 196-17.
- Miami's trip to the Russell Athletic Bowl marked the third time the Hurricanes have played in Orlando for a bowl. Miami played Wisconsin in the Champ Sports Bowl in 2009 and faced Louisville in the Russell Athletic Bowl in 2013.

STARTERS RETURNING/LOST

Starters Returning/Lost: 18/7

Offensive Starters Returning/Lost: 8/3
 Defensive Starters Returning/Lost: 8/3
 Specialists Starters Returning/Lost: 2/1

LETTERMEN RETURNING/LOST

Lettermen Returning: 40
 Lettermen Lost: 18

Offensive Lettermen Returning/Lost: 15/10
 Defensive Lettermen Returning/Lost: 23/6
 Specialists Lettermen Returning/Lost: 2/2

CAREER STARTS

OFFENSE

Pos. Name	2016 Starts	Career
WR Braxton Berrios, Sr.	3	8
WR Lawrence Cager, Soph.	0	1
WR Ahmmon Richards, Soph.	11	11
WR Dayall Harris, R-Jr.	1	1
TE Chris Herndon, Sr.	12	16
C Nick Linder, Sr.	9	27
G Kc McDermott, Sr.	13	20
G Tyler Gauthier, Jr.	4	4
T Trevor Darling, Sr.	9	27
T Tyree St. Louis, Jr.	8	8
RB Mark Walton, Jr.	13	13
QB Malik Rosier, R-Jr.	0	1

DEFENSE

Pos. Name	2016 Starts	Career
DE Trent Harris, Sr.	7	17
DE Chad Thomas, Sr.	12	20
DE Demetrius Jackson, R-Jr.	5	5
DE Joe Jackson, Soph.	2	2
DT R.J. McIntosh, Jr.	13	13
DT Kendrick Norton, Jr.	13	13
LB Darrion Owens, R-Jr.	1	1
LB Shaquille Quarterman, Soph.	13	13
LB Michael Pinckney, Soph.	13	13
LB Zach McCloud, Soph.	11	11
DB/LB Jaquan Johnson, Jr.	5	5
CB Sheldrick Redwine, Jr.	5	5
CB Malek Young, Soph.	4	4

2017 NOTEBOOK

MARK RICHT - ONE OF THE NATION'S TOP COACHES

- University of Miami Director of Athletics Blake James announced on Dec. 4, 2015 the hiring of Hurricane alumnus Mark Richt as the 24th head football coach at The U.
- Richt was officially introduced to the public at a news conference at the Shalala Student Center.
- In his first season at Miami, Richt led the Hurricanes to a 9-4 record and guided Miami to its first bowl win in 10 years. In addition, Miami closed out the year with five straight wins for the first time since the Hurricanes' 2001 national championship run.
- Richt, born in Omaha, Neb., and raised in Boca Raton, Fla., returned to his alma mater after leading the University of Georgia football program for the previous 15 years. During that time he compiled a 145-51 overall record and an 83-37 mark in Southeastern Conference play.
- At Georgia, Richt won two SEC championships, six SEC East titles and nine bowl games, and finished the season in the Associated Press Top 10 rankings seven times.

Career Victories - Active Coaches

1. Brian Kelly, Notre Dame	230
2. Nick Saban, Alabama	205
3. Bill Snyder, Kansas State	201
4. Paul Johnson, Georgia Tech	177
5. Urban Meyer, Ohio State	165
6. Terry Bowden, Akron	164
7. Rich Rodriguez, Arizona	155
8. Mark Richt, Miami	154

BIG TIME BOWL BOSS

- The 2016 Russell Athletic Bowl was head coach Mark Richt's 26th bowl game as a coach and his 15th as a head coach.
- Richt owns a 10-5 record in bowl games as a head coach. All five of Richt's bowl losses have come by five points or less.
- In addition, Richt has coached in four national championship games, all as an assistant.

KOOL CANES

- Craig Kuligowski, who is widely regarded as one of the top defensive line coaches in the country, made an immediate impact in his first season at Miami. The Hurricanes finished the regular season fifth in the nation in tackles for loss per game (8.3) and ranked 22nd in sacks per game (2.85).
- Miami finished the regular season with 108 tackles for loss and 38 sacks. In 2015, the Hurricanes recorded 66 tackles for loss and 26 sacks.
- Following the season, Kuligowski was promoted to Assistant Head Coach/Defensive Line.
- Prior to arriving at Miami, Kuligowski spent 15 years at Missouri, where his defensive line units frequently ranked among the nation's best in tackles for loss and sacks.

MOST TACKLES FOR LOSS SINCE 1990

RK.	YEAR	TFLs
1.	1999	130
2.	2005	116
	2002	116
4.	2010	115
5.	2001	109
6.	2016	108
	2004	108
8.	2006	102
9.	2009	91
10.	2007	89

GETTING DEFENSIVE

- Under first-year defensive coordinator and Miami native Manny Diaz, the Hurricanes held opponents to just 4.75 yards per play - a figure that ranked ninth among teams at the FBS level in 2016.
- The Hurricanes ranked in the top 25 nationally in four different defensive categories: scoring defense (No. 12/18.5), team sacks (No. 22/2.85), tackles for loss (No. 5/8.3) and total defense (No. 20/345.5).
- Miami held 11 of its 13 opponents under their 2016 scoring average, including West Virginia in the Russell Athletic Bowl on Dec. 28.
- Miami started and finished games strong in 2016, as it outscored opponents by a combined 166-95 count in the first and fourth quarters of games.
- The Hurricanes held three opponents scoreless in the second half last season (FAMU, North Carolina and Virginia).
- In its ACC opener against Georgia Tech, Miami's defense accounted for 12 points, as freshmen Shaquille Quarterman and Joe Jackson each returned a fumble for a touchdown.
- In 2016, nine players had at least 5.0 tackles for loss. In 2015, just four players finished the season (13 games) with at least 5.0 tackles for loss.
- Against Appalachian State, Miami held the Mountaineers to just 2.6 yards per carry on the ground.
- Miami dominated Florida Atlantic in the first half, as it held the Owls to just one yard rushing on 17 attempts. The Hurricanes also did not allow the Owls to convert one third-down conversion as they went 0-for-11. FAU finished the game with just 46 yards.
- The Hurricanes opened the year on a high note, as they held Florida A&M to just 43 second-half yards.

WHAT A DIFFERENCE A YEAR MAKES

- In 2016, Miami made significant jumps in nine major defensive statistical categories. Listed below is a complete breakdown of the Hurricanes' improvement on the defensive side of the ball.

MIAMI'S NCAA DEFENSIVE IMPROVEMENT FROM 2015 TO 2016

NCAA Statistic	2015 Rank	2016 Rank
Yards Per Play	86	9
3rd Down Conversion Pct.	66	53
First Downs Defense	109	26
Red Zone Defense	110	33
Rushing Defense	101	26
Scoring Defense	77	12
Team Sacks	70	22
Team Tackles For Loss	105	5
Total Defense	69	20

MAKING HIS MARK

2017 NOTEBOOK

- Running back Mark Walton rushed for over 100 yards in six games last season, leading the team with 1,117 yards rushing and earned Second Team All-ACC honors.
- Walton more than doubled his 2015 rushing total of 461 yards.
- In 26 career games, Walton has scored 25 touchdowns (23 rushing, two receiving). He finished the season as the team leader with 15 touchdowns (14 rushing, one receiving).
- With his 120 yards rushing at NC State, Walton became the 10th Miami running back to surpass 1,000 yards rushing in a single season. It also marked the 11th time Miami has had a 1,000-yard rusher (Edgerrin James surpassed 1,000 yards twice).
- Walton's three-touchdown performance against NC State marked the fifth time in his career in which he has scored multiple touchdowns.
- Walton closed the regular season with 106 yards of all-purpose yards and one touchdown reception against Duke.
- On Oct. 12 at Virginia, Walton dashed for 111 yards on the ground.
- Against Pittsburgh, Walton rushed for 125 yards and a touchdown.
- Walton scored a touchdown on the first play of the game at Appalachian State, as he raced 80 yards for the score. His 80-yard run was the longest of his career. It was also tied for the second-longest rush in the ACC last season.
- On Sept. 10 against FAU, Walton rushed for a career-high 155 yards. He also scored a career-high four touchdowns against the Owls. His 155-yard output against FAU was the fifth-highest rushing total in the ACC last season. In two career games against FAU, Walton has totaled seven rushing touchdowns.
- Walton got off to an impressive start to the 2016 season, as he rushed for a then-career-high 116 yards and had one touchdown against FAMU.

THE BEST FRESHMAN SEASON ... EVER

- In 2016, wide receiver Ahmmon Richards led the Hurricanes with 934 yards receiving as a freshman. His 934 yards are the most ever by a freshman wide receiver at Miami and rank sixth all-time in a single season at Miami.
- Richards' 19.06 yards per reception were tops among all FBS freshman nationally. Richards' 19.06 yards per reception ranked 18th nationally overall.
- His 934 receiving yards led all FBS freshman nationally.
- Richards was honored as the ACC Rookie of the Week twice in 2016.
- Following the year, Richards was named to the All-ACC Second Team and was selected as a freshman all-American.

Most Receiving Yards By A Freshman

1. Ahmmon Richards, 2016*	934
2. Michael Irvin, 1985	840
3. Reggie Wayne, 1997*	640
4. Ryan Moore, 2003	637
5. Stacy Coley, 2013*	591

* - True Freshman

FRESHMAN PHENOMS

- In 2016, Miami freshman linebackers Michael Pinckney, Shaquille Quarterman and Zach McCloud made an immediate impact in their first seasons at The U. Both Pinckney and Quarterman earned Freshman All-America honors.
- The three rookie linebackers combined for 182.0 tackles, 21.0 tackles for loss and 6.0 sacks. They combined for over 20 percent of the team's tackles last season.
- The Miami freshman trio combined for 37 starts. UM was the only school in the nation that started three true freshman linebackers.
- Quarterman and Pinckney ranked second (84.0) and fifth (61.0), respectively on the team in tackles, while McCloud tied for ninth on the team in tackles (31.0).

BADG-O-MATIC

- Junior Michael Badgley continued his impressive collegiate career in 2016 by leading the team in scoring with 116 points. He also connected on 21-of-26 field goals and was successful on 53-of-55 extra point attempts during the season.
- Following the season, Badgley earned All-ACC honors from both the Coaches' (Third Team) and ACSMA (Honorable Mention). He also earned First Team Associated Press All-ACC recognition.
- Badgley entered 2016 following a prolific season in 2015 as he set the Miami single-season record for made field goals (25), besting the previous school record held by Jon Peattie (22, 2003). He entered 2016 on the watch list for the Lou Groza Award, which honors the nation's best kicker.
- He is a perfect 21-of-21 in field goal attempts from between 40-49 yards during his UM career.
- Badgley connected on 53 extra points in 2016. His consecutive streak for PAT kicks made ended against Florida State at 72. He has now 122 PAT kicks made for his career.
- In the Hurricanes' final road game of the year at NC State, Badgley was 2-for-3, as he booted field goals from 31 and 22 yards.
- Against Virginia, Badgley was 2-for-3 in field goal attempts, as he was good from 40 and 44 yards.
- On Nov. 5 versus Pittsburgh, Badgley was 3-for-3, connecting from 46, 48 and 25 yards out.
- Against Notre Dame, Badgley was 2-for-2 in field goal attempts, as he connected on attempts from 43 and 38 yards out.
- On Oct. 15 against North Carolina, Badgley hit a pair of field goals from 47 and 22 yards out.
- Against Florida State, Badgley drilled two field goals, including a season-long 51-yarder. His 51-yard field goal against FSU was tied for the fourth-longest field goal in the ACC last year.

CONSISTENT CANES

- Hurricane returnees Kc McDermott, Mark Walton, R.J. McIntosh, Kendrick Norton, Shaquille Quarterman and Michael Pinckney were the only Miami players to start in every game last season.
- McDermott's 21-game consecutive start streak is the longest on the team.

OFFENSIVE EXPLOSION

- Miami's offensive unit has proven to be an explosive unit over the previous four years. The Hurricanes' 2013, 2014, 2015 and 2016 offensive units all rank among Miami's top 10 for most total yards in a single season.
- The 2016 Hurricanes' offensive attack ranked third in program history for most total yards.
- Miami also scored 446 points last year – a figure that ranks fourth in school history for a single season.

SO CLOSE

- Miami's four losses last season came by a combined total of 32 points (8.0 points per game average).
- Two of Miami's four losses came by three points or fewer (vs. Florida State, 20-19, at Notre Dame, 30-27).
- Miami's loss at home against Florida State came by one point after the Hurricanes had an extra point attempt blocked late in the fourth quarter.



2017 STUDENT-ATHLETES

<i>NUMERICAL ROSTER.....</i>	<i>13-14</i>
<i>ALPHABETICAL ROSTER</i>	<i>15-16</i>
<i>STUDENT-ATHLETE BIOS.....</i>	<i>17-43</i>

NUMERICAL ROSTER

NO	NAME	POS	HT	WT	CL.	HOMETOWN / HIGH SCHOOL / PREVIOUS SCHOOL
1	DJ Johnson	DL	6-5	240	Fr.	Sacramento, Calif. (Luther Burbank)
1	Mark Walton	RB	5-9	205	Jr.	Miami, Fla. (Booker T. Washington)
2	Trajan Bandy	DB	5-9	180	Fr.	Miami, Fla. (Columbus)
3	Dee Delaney	DB	6-1	193	RSr.	Beaufort, S.C. (The Citadel) (Whale Branch Early)
3	Michael Harley	WR	5-9	160	Fr.	Fort Lauderdale, Fla. (St. Thomas Aquinas)
4	Jaquan Johnson	DB	5-11	190	Jr.	Miami, Fla. (Miami Killian)
4	Jeff Thomas	WR	5-10	175	Fr.	East St. Louis, Ill. (East St. Louis)
5	Amari Carter	DB	6-2	197	Fr.	Palm Beach Gardens, Fla. (Palm Beach Gardens)
5	N'Kosi Perry	QB	6-4	185	Fr.	Ocala, Fla. (Vanguard)
6	Jhavonte Dean	DB	6-2	185	Jr.	Homestead, Fla. (Blinn College) (South Dade)
7	Kendrick Norton	DL	6-3	312	Jr.	Jacksonville, Fla. (Trinity Christian)
8	Braxton Berrios	WR	5-9	186	Sr.	Raleigh, N.C. (Leesville Road)
9	Chad Thomas	DB	6-6	275	Sr.	Miami, Fla. (Booker T. Washington)
11	De'Andre Wilder	LB	6-3	202	Fr.	Miami, Fla. (Carol City)
12	Malik Rosier	QB	6-1	216	RJr.	Mobile, Ala. (Faith Academy)
12	Malek Young	DB	5-9	180	So.	Fort Lauderdale, Fla. (Coconut Creek)
13	DeeJay Dallas	ATH	5-10	200	Fr.	Brunswick, Ga. (Glynn Academy)
14	Vincent Testaverde	QB	6-2	205	RJr.	Tampa, Fla. (Jesusit)
15	Michael Badgley	K	5-10	178	Sr.	Summit, N.J. (Fork Union Military Academy) (Summit Senior)
16	Evan Shirreffs	QB	6-5	216	RSo.	Jefferson, Ga. (Jefferson)
17	Waynmon Steed	LB	5-11	223	Fr.	Miami, Fla. (Miami Central)
17	Cade Weldon	QB	6-3	212	Fr.	Tampa, Fla. (Thomas Jefferson)
18	Lawrence Cager	WR	6-5	218	RSo.	Towson, Md. (Calvert Hall)
18	Zach Feagles	P	6-2	210	Fr.	Ridgewood, N.J. (Ridgewood)
19	Augie DeBiase	QB	6-1	208	Fr.	Ponte Vedra, Fla. (Raines)
19	Scott Patchan	DL	6-6	240	RSo.	Bradenton, Fla. (IMG Academy)
20	Robert Knowles	DB	6-1	198	RSo.	Miami, Fla. (Miami Edison)
22	Robert Burns	RB	5-11	215	Fr.	Miami, Fla. (Gulliver Prep)
22	Sheldrick Redwine	DB	6-1	195	Jr.	Miami, Fla. (Miami Killian)
23	Christopher Herndon IV	TE	6-4	252	Sr.	Norcross, Ga. (Norcross)
23	Terry McCray	LB	6-3	238	RJr.	Pompano Beach, Fla. (Blanche Ely)
24	Travis Homer	RB	5-11	195	So.	West Palm Beach, Fla. (Oxbridge Academy)
25	Derrick Smith	DB	6-2	200	Fr.	Jacksonville, Fla. (Trinity Christian Academy)
27	Ryan Mayes	DB	6-1	190	RJr.	Miami, Fla. (Miami Northwestern)
28	Crispian Atkins	RB	5-9	185	RSo.	Plant City, Fla. (ASA College [Fla.]) (Durant)
28	Michael Jackson	DB	6-1	200	Jr.	Birmingham, Ala. (Spain Park)
29	Chad Allen	WR	5-10	175	RSo.	Menlo Park, Calif. (Menlo-Atherton)
30	Romeo Finley	DB	6-1	205	So.	Fort Walton Beach, Fla. (Niceville)
31	Demetrius Jackson	DL	6-3	265	RJr.	Miami, Fla. (Booker T. Washington)
31	Malik Mayweather	WR	6-0	186	RJr.	Olive Branch, Miss. (East Miss. CC) (Olive Branch)
32	Trayone Gray	RB	6-2	235	RJr.	Miami, Fla. (Carol City High School)
32	Tyler Murphy	DB	5-8	175	RSo.	Lawrenceville, Ga. (Peachtree Ridge)
33	Trent Harris	DL	6-2	248	Sr.	Winter Park, Fla. (Winter Park)
33	Marshall Few	WR	5-11	180	Fr.	Ponte Vedra Beach, Fla. (Ponte Vedra)
34	Elias Lugo-Fagundo	WR	6-0	190	Fr.	Cabo Rojo, Puerto Rico (IMG Academy)
34	Charles Perry	LB	6-1	230	Jr.	West Palm Beach, Fla. (Royal Palm Beach)
35	Mike Smith	FB/LB	6-1	236	RJr.	Miami, Fla. (Miami Northwestern)
37	Colvin Alford	DB	6-0	195	Fr.	Miami, Fla. (Coral Reef Senior)
37	Cesar Castillo	FB	6-2	230	RSr.	Jupiter, Fla. (Jupiter)
38	Danny Dominguez	FB	5-10	218	RJr.	Miami, Fla. (Endicott) (Gulliver Prep)
39	Jordan Butler	LS	5-9	190	Jr.	Scottsdale, Ariz. (Saguaro)
41	Michael Parrott	FB	5-11	240	Fr.	Canton, N.C. (Alabama) (Pisgah)
43	TJ Callan	RB	6-1	210	RSo.	Doral, Fla. (Ronald Reagan)
43	Jack Spicer	P	6-3	210	RSo.	Esteros, Fla. (Florida) (Esteros)
44	Bradley Jennings, Jr.	LB	6-1	230	Fr.	Jacksonville, Fla. (Sandalwood)

NUMERICAL ROSTER

STUDENT-ATHLETES

NO	NAME	POS	HT	WT	CL.	HOMETOWN / HIGH SCHOOL / PREVIOUS SCHOOL
45	Eddie Dunn	LB	5-11	205	RSo.	Tavernier, Fla. (Coral Shores)
45	Jack Pope	FB	6-2	248	Jr.	Geneseo, N.Y. (Buffalo Erie CC) (Livonia)
46	Daniel Ferguson-McAllister	DB	5-9	180	RSo.	Morgantown, W.Va. (Morgantown)
47	Turner Davidson	K	5-9	160	Fr.	San Antonio, Texas (Ronald Reagan)
47	Dewayne Washington II	LB/FB	6-0	240	RFr.	Raleigh, N.C. (Ravenscroft)
48	Calvin Carrie	WR	6-1	170	Fr.	Ft. Lauderdale, Fla. (Westminster Academy)
49	Shawn Walker	LB	6-2	217	RFr.	Ft. Lauderdale, Fla. (Cardinal Gibbons)
52	Jamie Gordinier	LB	6-4	235	RSo.	Monmouth Beach, N.J. (Red Bank Catholic)
52	Kc McDermott	OL	6-7	300	Sr.	Wellington, Fla. (Palm Beach Central)
53	Zach McCloud	LB	6-2	230	So.	Lantana, Fla. (Santaluces)
55	Navaughn Donaldson	OL	6-6	350	Fr.	Miami, Fla. (Miami Central)
55	Shaquille Quarterman	LB	6-1	240	So.	Orange Park, Fla. (Oakleaf)
56	Michael Pinckney	LB	6-1	228	So.	Jacksonville, Fla. (Raines)
56	Sam York	LS	6-1	198	R.Jr.	Marblehead, Mass. (Ohio State) (Marblehead)
57	Kai-Leon Herbert	OL	6-5	285	Fr.	Plantation, Fla. (Plantation American Heritage)
58	Darrion Owens	LB	6-3	240	R.Jr.	Orange Park, Fla. (Oakleaf)
59	Justin Goldberg	OL	6-2	205	R.Jr.	Weston, Fla. (Cypress Bay)
59	Jared Hardie	LB	5-11	225	RSo.	Lansdowne, Va. (Our Lady of Good Counsel)
61	Jacob Munoz	LS	5-11	200	RFr.	Atlanta, Ga. (Mount Vernon)
62	Hayden Mahoney	OL	6-5	295	RSo.	Malvern, Pa. (Malvern Prep)
65	Corey Gaynor	OL	6-4	285	Fr.	Parkland, Fla. (Douglas)
67	Zach Dykstra	OL	6-6	300	Fr.	Spirit Lake, Iowa (Spirit Lake)
68	Nick Linder	OL	6-3	298	Sr.	Ft. Lauderdale, Fla. (St. Thomas Aquinas)
70	George Brown, Jr.	OL	6-7	300	RSo.	Cincinnati, Ohio (LSU) (Winton Woods)
73	Trevor Darling	OL	6-4	300	Sr.	Miami, Fla. (Miami Central)
74	Tyler Gauthier	OL	6-5	305	Jr.	Venice, Fla. (Venice)
75	Zalon'ae Hillery	OL	6-6	287	Fr.	Brunswick, Ga. (Glynn Academy)
76	Tre Johnson	OL	6-7	305	RFr.	Orlando, Fla. (First Academy)
77	Jahair Jones	OL	6-4	316	R.Jr.	Brooklyn, N.Y. (ASA College [N.Y.]) (South River)
78	Tyree St. Louis	OL	6-5	305	Jr.	Bradenton, Fla. (IMG Academy)
79	Zachary Lerman	DL	6-2	296	Fr.	Virginia Beach, Va. (IMG Academy)
79	Bar Milo	OL	6-6	298	RSo.	West Hills, Calif. (Chaminade College Prep)
80	Dayall Harris	WR	6-3	195	R.Jr.	Jackson, Miss. (Copiah-Lincoln) (Ole Miss) (Callaway)
80	RJ McIntosh	DL	6-4	293	Jr.	Fort Lauderdale, Fla. (Cardinal Gibbons)
81	Darrell Langham	WR	6-4	220	R.Jr.	Lantana, Fla. (Santaluces)
82	Ahmon Richards	WR	6-1	190	So.	Wellington, Fla. (Wellington)
83	Evidence Njoku	WR	6-6	196	Fr.	Wayne Hills, N.J. (Wayne Hills)
84	Dionte Mullins	WR	5-10	200	So.	Homestead, Fla. (Gulliver Prep)
85	Marco Baeza	K	6-3	210	RSo.	Charlotte, N.C. (Charlotte Catholic)
86	Malik Curry	TE	6-3	230	RSo.	Albuquerque, N.M. (La Cueva)
87	Michael Irvin II	TE	6-3	248	So.	Ft. Lauderdale, Fla. (St. Thomas Aquinas)
88	Brian Polendey	TE	6-6	230	Fr.	Denton, Texas (Guyer)
90	Tyreic Martin	DL	6-3	280	RFr.	Lanett, Ala. (Valley)
91	Gerald Willis III	DL	6-4	285	R.Jr.	New Orleans, La. (Florida) (Edna Karr)
93	Pat Bethel	DL	6-3	272	So.	Vero Beach, Fla. (Vero Beach)
94	Ryan Fines	DL	6-2	300	RSo.	Bradenton, Fla. (IMG Academy)
95	Anthony Moten	DL	6-4	315	Sr.	Ft. Lauderdale, Fla. (St. Thomas Aquinas)
96	Jonathan Ford	DL	6-5	275	Fr.	Ft. Lauderdale, Fla. (Dillard)
97	Jonathan Garvin	DL	6-4	235	Fr.	Lake Worth, Fla. (Lake Worth Community)
98	Diego Marquez	K	6-1	200	RSo.	Loma Linda, Calif. (Cal Lutheran) (Redlands)
99	Joe Jackson	DL	6-5	258	So.	Homestead, Fla. (Gulliver Prep)

ALPHABETICAL ROSTER

NO	NAME	POS	HT	WT	CL.	HOMETOWN / HIGH SCHOOL / PREVIOUS SCHOOL
37	Colvin Alford	DB	6-0	195	Fr.	Miami, Fla. (Coral Reef Senior)
29	Chad Allen	WR	5-10	175	RSO.	Menlo Park, Calif. (Foothill) (Menlo-Atherton)
28	Crispian Atkins	RB	5-9	185	RSO.	Plant City, Fla. (ASA College) (Durant)
15	Michael Badgley	K	5-10	178	Sr.	Summit, N.J. (Fork Union Military Academy) (Summit Senior)
85	Marco Baeza	K	6-3	210	RSO.	Charlotte, N.C. (Charlotte Catholic)
2	Trajan Bandy	DB	5-9	180	Fr.	Miami, Fla. (Columbus)
8	Braxton Berrios	WR	5-9	186	Sr.	Raleigh, N.C. (Leesville Road)
93	Pat Bethel	DL	6-3	272	So.	Vero Beach, Fla. (Vero Beach)
70	George Brown, Jr.	OL	6-7	300	RSO.	Cincinnati, Ohio (LSU) (Winton Woods)
22	Robert Burns	RB	5-11	215	Fr.	Miami, Fla. (Gulliver Prep)
39	Jordan Butler	LS	5-9	190	Jr.	Scottsdale, Ariz. (Saguaro)
18	Lawrence Cager	WR	6-5	218	RSO.	Towson, Md. (Calvert Hall)
43	TJ Callan	RB	6-1	210	Rso.	Doral, Fla. (Ronald Reagan HS)
48	Calvin Carrie	WR	6-1	170	Fr.	Ft. Lauderdale, Fla. (Westminster Academy)
5	Amari Carter	DB	6-2	197	Fr.	Palm Beach Gardens, Fla. (Palm Beach Gardens)
37	Cesar Castillo	FB	6-2	230	RSr.	Jupiter, Fla. (Jupiter)
86	Malik Curry	TE	6-3	230	So.	Albuquerque, N.M. (La Cueva HS)
13	DeeJay Dallas	ATH	5-10	200	Fr.	Brunswick, Ga. (Glynn Academy)
73	Trevor Darling	OL	6-4	300	Sr.	Miami, Fla. (Miami Central HS)
47	Turner Davidson	K	5-9	160	Fr.	San Antonio, Texas (Ronald Reagan)
6	Jhavonte Dean	DB	6-2	185	Jr.	Homestead, Fla. (Blinn College) (South Dade)
19	Augie DeBiase	QB	6-1	208	Fr.	Ponte Vedra, Fla. (Raines)
3	Dee Delaney	DB	6-1	193	RSr.	Beaufort, S.C. (The Citadel) (Whale Branch Early)
38	Danny Dominguez	FB	5-10	218	R.Jr.	Miami, Fla. (Endicott) (Gulliver Prep)
55	Navaughn Donaldson	OL	6-6	350	Fr.	Miami, Fla. (Miami Central)
44	Eddie Dunn	LB	5-11	205	RSO.	Tavernier, Fla. (Coral Shores)
67	Zach Dykstra	OL	6-6	300	Fr.	Spirit Lake, Iowa (Spirit Lake)
18	Zach Feagles	P	6-2	210	Fr.	Ridgewood, N.J. (Ridgewood)
46	Daniel Ferguson-McAllister	DB	5-9	180	RSO.	Morgantown, W.Va. (Morgantown)
33	Marshall Few	WR	5-11	180	Fr.	Ponte Vedra Beach, Fla. (Ponte Vedra)
94	Ryan Fines	DL	6-2	300	RSO.	Bradenton, Fla. (IMG Academy)
30	Romeo Finley	DB	6-1	205	So.	Fort Walton Beach, Fla. (Niceville)
96	Jonathan Ford	DL	6-5	275	Fr.	Ft. Lauderdale, Fla. (Dillard)
97	Jonathan Garvin	DL	6-4	235	Fr.	Lake Worth, Fla. (Lake Worth Community)
74	Tyler Gauthier	OL	6-5	305	Jr.	Venice, Fla. (Venice)
65	Corey Gaynor	OL	6-4	285	Fr.	Parkland, Fla. (Douglas)
59	Justin Goldberg	OL	6-2	205	R.Jr.	Weston, Fla. (Cypress Bay)
52	Jamie Gordinier	LB	6-4	235	RSO.	Monmouth Beach, N.J. (Red Bank Catholic)
32	Trayone Gray	RB	6-2	235	R.Jr.	Miami, Fla. (Carol City High School)
59	Jared Hardie	LB	5-11	225	RSO.	Lansdowne, Va. (Our Lady of Good Counsel)
3	Michael Harley	WR	5-9	160	Fr.	Fort Lauderdale, Fla. (St. Thomas Aquinas)
80	Dayall Harris	WR	6-3	195	R.Jr.	Jackson, Miss. (Copiah-Lincoln) (Ole Miss) (Callaway)
33	Trent Harris	DL	6-2	248	Sr.	Winter Park, Fla. (Winter Park)
57	Kai-Leon Herbert	OL	6-5	285	Fr.	Plantation, Fla. (Plantation American Heritage)
23	Christopher Herndon IV	TE	6-4	252	Sr.	Norcross, Ga. (Norcross)
75	Zalon'ae Hillery	OL	6-6	287	Fr.	Brunswick, Ga. (Glynn Academy)
24	Travis Homer	RB	5-11	195	So.	West Palm Beach, Fla. (Oxbridge Academy)
87	Michael Irvin II	TE	6-3	248	So.	Ft. Lauderdale, Fla. (St. Thomas Aquinas)
31	Demetrius Jackson	DL	6-3	265	R.Jr.	Miami, Fla. (Booker T. Washington)
99	Joe Jackson	DL	6-5	258	So.	Homestead, Fla. (Gulliver Prep)
28	Michael Jackson	DB	6-1	200	Jr.	Birmingham, Ala. (Spain Park)
44	Bradley Jennings, Jr.	LB	6-1	230	Fr.	Jacksonville, Fla. (Sandalwood)
1	DJ Johnson	DL	6-5	240	Fr.	Sacramento, Calif. (Luther Burbank)
4	Jaquan Johnson	DB	5-11	190	Jr.	Miami, Fla. (Miami Killian)

ALPHABETICAL ROSTER

STUDENT-ATHLETES


NO	NAME	POS	HT	WT	CL.	HOMETOWN / HIGH SCHOOL / PREVIOUS SCHOOL
76	Tre Johnson	OL	6-7	305	RFr.	Orlando, Fla. (First Academy)
77	Jahair Jones	OL	6-4	316	RJr.	Brooklyn, N.Y. (ASA College [N.Y.]) (South River)
20	Robert Knowles	DB	6-1	198	RSo.	Miami, Fla. (Miami Edison)
81	Darrell Langham	WR	6-4	220	RJr.	Lantana, Fla. (Santaluces)
79	Zachary Lerman	DL	6-2	296	Fr.	Virginia Beach, Va. (IMG Academy)
68	Nick Linder	OL	6-3	298	Sr.	Ft. Lauderdale, Fla. (St. Thomas Aquinas)
34	Elias Lugo-Fagundo	WR	6-0	190	Fr.	Cabo Rojo, Puerto Rico (IMG Academy)
62	Hayden Mahoney	OL	6-5	295	RSo.	Malvern, Pa. (Malvern Prep)
98	Diego Marquez	K	6-1	200	RSr.	Loma Linda, Calif. (Cal Lutheran) (Redlands)
90	Tyreic Martin	DL	6-3	280	RFr.	Lanett, Ala. (Valley)
27	Ryan Mayes	DB	6-1	190	RJr.	Miami, Fla. (Miami Northwestern)
31	Malik Mayweather	WR	6-0	186	RJr.	Olive Branch, Miss. (East Miss. CC) (Olive Branch)
53	Zach McCloud	LB	6-2	230	So.	Lantana, Fla. (Santaluces)
23	Terry McCray	LB	6-3	238	RJr.	Pompano Beach, Fla. (Blanche Ely)
52	Kc McDermott	OL	6-7	300	Sr.	Wellington, Fla. (Palm Beach Central)
80	RJ McIntosh	DL	6-4	293	Jr.	Fort Lauderdale, Fla. (Cardinal Gibbons)
79	Bar Milo	OL	6-6	298	RSo.	West Hills, Calif. (Chaminade College Prep)
95	Anthony Moten	DL	6-4	315	Sr.	Ft. Lauderdale, Fla. (St. Thomas Aquinas)
84	Dionte Mullins	WR	5-10	200	So.	Homestead, Fla. (Gulliver Prep)
61	Jacob Munoz	LS	5-11	200	RFr.	Atlanta, Ga. (Mount Vernon)
32	Tyler Murphy	DB	5-8	175	RSo.	Lawrenceville, Ga. (Peachtree Ridge)
83	Evidence Njoku	WR	6-6	196	Fr.	Wayne Hills, N.J. (Wayne Hills)
7	Kendrick Norton	DL	6-3	312	Jr.	Jacksonville, Fla. (Trinity Christian)
58	Darrion Owens	LB	6-3	240	RJr.	Orange Park, Fla. (Oakleaf)
41	Michael Parrott	FB	5-11	240	Fr.	Canton, N.C. (Alabama) (Pisgah)
19	Scott Patchan	DL	6-6	240	RSo.	Bradenton, Fla. (IMG Academy)
34	Charles Perry	LB	6-1	230	Jr.	West Palm Beach, Fla. (Royal Palm Beach)
5	N'Kosi Perry	QB	6-4	185	Fr.	Ocala, Fla. (Vanguard)
56	Michael Pinckney	LB	6-1	228	So.	Jacksonville, Fla. (Raines)
88	Brian Polendey	TE	6-6	230	Fr.	Denton, Texas (Guyer)
45	Jack Pope	FB	6-2	248	Jr.	Geneseo, N.Y. (Buffalo Erie CC) (Livonia)
55	Shaquille Quarterman	LB	6-1	240	So.	Orange Park, Fla. (Oakleaf)
22	Sheldrick Redwine	DB	6-1	195	Jr.	Miami, Fla. (Miami Killian)
82	Ahmon Richards	WR	6-1	190	So.	Wellington, Fla. (Wellington)
12	Malik Rosier	QB	6-1	216	RJr.	Mobile, Ala. (Faith Academy)
16	Evan Shirreffs	QB	6-5	216	RSo.	Jefferson, Ga. (Jefferson)
25	Derrick Smith	DB	6-2	200	Fr.	Jacksonville, Fla. (Trinity Christian Academy)
35	Mike Smith	FB/LB	6-1	236	RJr.	Miami, Fla. (Miami Northwestern)
43	Jack Spicer	P	6-3	210	RSo.	Estero, Fla. (Florida) (Estero)
78	Tyree St. Louis	OL	6-5	305	Jr.	Bradenton, Fla. (IMG Academy)
17	Waynmon Steed	LB	5-11	223	Fr.	Miami, Fla. (Miami Central)
14	Vincent Testaverde	QB	6-2	205	RJr.	Tampa, Fla. (Jesuit)
9	Chad Thomas	DL	6-6	275	Sr.	Miami, Fla. (Booker T. Washington)
4	Jeff Thomas	WR	5-10	175	Fr.	East St. Louis, Ill. (East St. Louis)
49	Shawn Walker	LB	6-2	217	RFr.	Ft. Lauderdale, Fla. (Cardinal Gibbons)
1	Mark Walton	RB	5-9	205	Jr.	Miami, Fla. (Booker T. Washington)
47	Dewayne Washington II	LB/FB	6-0	240	RFr.	Raleigh, N.C. (Ravenscroft)
17	Cade Weldon	QB	6-3	212	Fr.	Tampa, Fla. (Thomas Jefferson)
11	De'Andre Wilder	LB	6-3	202	Fr.	Miami, Fla. (Carol City)
91	Gerald Willis III	DL	6-4	285	RJr.	New Orleans, La. (Florida) (Edna Karr)
57	Sam York	LS	6-1	198	RJr.	Marblehead, Mass. (Ohio State) (Marblehead)
12	Malek Young	DB	5-9	180	So.	Fort Lauderdale, Fla. (Coconut Creek)



37
COLVIN ALFORD

DB • 6-0 • 195 • Fr.
Miami, Fla. (Coral Reef)

High School: Played running back and outside linebacker at Coral Reef...Had 39 tackles and two interceptions in five games during 2016 season.



15
MICHAEL BADGLEY

K • 5-10 • 178 • Sr.
Summit, N.J. (Fork Union Military / Summit Senior)

2016 ALL-ACC, HONORABLE MENTION (ACSMA)
2016 ALL-ACC, THIRD TEAM (Coaches)
2016 ALL-ACC, FIRST TEAM (AP)
2016 ALL-ACC, FIRST TEAM (Phil Steele)
2015 ALL-ACC, THIRD TEAM (Coaches)
2015 ALL-ACC, HONORABLE MENTION (ACSMA)

2016 (Junior): Served as team's starting kickoff specialist and field goal kicker...Connected on 21 of 26 field goal attempts... Averaged 63.5 yards on 88 kickoffs with 52 touchbacks...21 field goals made tied for third-most in single season in program history... Moved into third place in program history in field goals made (60)... Finished 10-for-10 on extra point attempts in season opener against Florida A&M (Sept. 3)...Averaged 63.7 yards on kickoffs with two touchbacks against Rattlers...Went 1-for-2 in field goal attempts against FAU (Sept. 10), hitting from 27 yards out...Had 24-yard field goal blocked against Owls...Averaged 60.7 yards on seven kickoffs vs. FAU...Connected on only field goal attempt in road win at Appalachian State (Sept. 17), hitting from 44 yards...Averaged 63.9 yards on eight kickoffs against Mountaineers, including six touchbacks...Went 6-for-6 on extra point attempts vs. Appalachian State...Recorded touchbacks on all six kickoff attempts and finished perfect 5-for-5 on extra-point attempts in road win at Georgia Tech (Oct. 1)...Connected on both field goal attempts (37, 51) and finished 1-for-2 on extra points against Florida State (Oct. 8)...Hit two of three field goals against North Carolina (Oct. 15), successfully converting chances from 47 and 22 yards...Connected on only field goal attempt at Virginia Tech (Oct. 20), hitting from 29 yards...Hit both field goal attempts against Notre Dame (Oct. 29), connecting on kicks from 43 and 38 yards...Recorded three touchbacks on five kickoffs against Fighting Irish...Hit all three field goal attempts against Pittsburgh (Nov. 5), connecting on attempts from 46, 48 and 25 yards...Finished 2-for-3 on field goal attempts at Virginia (Nov. 12), connecting from 40 and 44 yards but missing from 50... Connected on field goals of 31 and 22 yards in win at NC State (Nov. 19), finishing 2-for-3...Hit all four field goal attempts in regular season finale win over Duke (Nov. 27), converting from 47, 25, 33 and 43 yards...Recorded 30-yard field goal in Russell Athletic Bowl victory over West Virginia (Dec. 28).

2015 (Sophomore): Set school record with 25 made field goals (25-for-30), besting previous school record of 22 set in 2003 by Jon Peattie...Earned ACSMA All-ACC Honorable Mention recognition... Finished a perfect 40-for-40 on extra point attempts...Made season debut vs. Bethune-Cookman (Sept. 5), connecting on 25-yard field goal and finishing perfect 4-for-4 on PAT attempts...Made 3-of-4 field goal attempts against FAU (Sept. 11), including a then career long-tying 48 yarder...Set career mark and school record with five made field goals against Nebraska (Sept. 19), including 28-yarder in overtime to win game for Miami...Also hit from 41, 27, 23 and 28 yards vs. Cornhuskers...Went 3-for-3 on PAT attempts vs. Nebraska... Had three field goals (3-for-5) at Cincinnati (Oct. 1), including successful attempts from 41, 47 and 26 yards...Misses both came from over 50 yards (51, 53)...Successfully kicked only field goal attempt from 30 yards and went 3-for-3 on PATs at Florida State (Oct. 10)...Hit all three field goals against Virginia Tech, including



29
CHAD ALLEN

WR • 5-10 • 175 • R-Soph.
Menlo Park, Calif. (Foothill / Menlo-Atherton)

2016 (Redshirt Freshman): Did not see any game action, member of practice squad.

Prior to Miami: Attended Foothill College (Los Altos, Calif.) where he grayshirted for a year in order to save eligibility...Was awarded the Grayshirt of the Year Award during his one season at Foothill College...Before arriving at Foothill College, he attended Menlo-Atherton High School where he started at wide receiver during his senior season...Also competed on the track and soccer teams during his time at Menlo-Atherton...Received a special commendation for heroism award by San Mateo County for preventing a suicide in progress.



28
CRISPIAN ATKINS

RB • 5-9 • 185 • R-Soph.
Plant City, Fla. (ASA College [Fla.] / Durant)

2016 (Redshirt Freshman): Did not see any game action, member of practice squad.

Prior to Miami: Spent the 2015 season at ASA College in North Miami Beach...Four-year letterwinner in high school...Three-year starter...Served as the team captain in both his junior and senior seasons...Earned first team all-conference honors as a senior... Gained for over 1,600 all-purpose yards as a senior.

career-long 49-yarder (Oct. 17)...Connected on lone attempt at Duke (Oct. 31), 37-yarder in fourth quarter...Drilled two successful attempts against Virginia (Nov. 7)...Tied school record with 57-yard field goal against Georgia Tech (Nov. 21)...Tied own school record with five made field goals at Pittsburgh (Nov. 27), connecting from 33, 48, 23, 45 and 29 yards...Accounted for 17 points against Panthers...Connected on a pair of extra points in the Hyundai Sun Bowl (Dec. 26) against Washington State.

2014 (True Freshman): Enrolled at Miami in May 2014...Made collegiate debut against Arkansas State, finished 5-for-6 on PAT attempts...Connected on first career field goal against Nebraska, hitting from 34 yards...Went 4-for-4 on PAT attempts against Cornhuskers, and also handled kickoff duties...Hit 29-yard field goal against Duke and averaged 58.0 yards on five kickoffs...Connected on lone field goal attempt against Georgia Tech, hitting from 27 yards in third quarter...Recorded 42-yard field goal against Cincinnati...Also hit from 25 yards against Bearcats, finishing game 2-for-2...Connected on 28-yard field goal against Virginia Tech and went 3-for-4 on PAT attempts...Nailed 37-yard field goal against North Carolina, his lone attempt...Totaled 385 yards on seven kickoffs against Tar Heels...Hit 45-yard field goal against Florida State, besting it later in game with 46-yarder...Had field goals against Pittsburgh, including then-career long 48-yard attempt...Went 2-for-3 in Duck Commander Independence Bowl against South Carolina, hitting from 27 and 26 yards.

Prior to Miami: No.1 ranked kicker in 247Sports Composite Rankings ...Dean's List at Fork Union Military Academy...Attended FUMA post-graduate program while playing for head coach Col. John Shuman...School also produced former Canes Vinny Testaverde, James Jackson and Stephen McGuire...Longest FG at FUMA was 58 yards.

BADGLEY CAREER STATISTICS

KICKING

YEAR	FG-FGA	PCT.	LG	PAT	BLK
2016	21-26	80.8	51	53-55	2
2015	25-30	83.3	57	40-40	0
2014	14-18	77.8	48	34-38	0
Career	60-74	81.1	57	127-133	2



85

MARCO BAEZA

K • 6-3 • 210 • R-Soph.
Charlotte, N.C. (Charlotte Catholic)

2016 (Redshirt Freshman): Did not see any game action, member of practice squad.

2015 (True Freshman): Did not see any game action, member of practice squad.

High School: Earned two varsity letters in football at Charlotte Catholic High School...Was captain of football team in 2014-15...Named all-conference in 2014 while helping the team reach the North Carolina State Finals...Helped Charlotte Catholic reach the state semifinals in 2013.



2

TRAJAN BANDY

DB • 5-9 • 180 • Fr.
Miami, Fla. (Columbus)

High School: Consensus four-star prospect by 247Sports, ESPN, Rivals and Scout...Rated as the 30th-best cornerback by 247Sports...Earned a No. 33 ranking in the state of Florida by 247Sports...Rated as the 267th prospect nationwide on ESPN300...Participated in The Opening in 2016...Earned a Top 300 PrepStar All-America ranking...Named First Team All-Dade by the *Miami Herald*...Totaled a pair of returns for touchdowns as a senior...Coached by Chris Merritt at Columbus High School...Chose Miami over offers from Alabama, Auburn, Cincinnati, Clemson, Oklahoma and Colorado.



8

BRAXTON BERRIOS

WR • 5-9 • 186 • Sr.
Raleigh, N.C. (Leesville Road)

2016 CoSIDA ACADEMIC ALL-DISTRICT

2016 ALL-ACC, FIRST TEAM (Phil Steele)

2016 (Junior): Saw action in all 13 games and made three starts at wide receiver...Served as Miami's primary punt returner...Recorded 12 receptions totaling 178 yards with two touchdowns...Ranked 11th nationwide in punt return average (11.3), totaling 215 return yards on 19 returns...Had first punt return touchdown of career in season opener against Florida A&M (Sept. 3), registering career-long 41 yards on score...Totaled 55 punt return yards and five receiving yards against Rattlers...Totaled 17 punt return yards (including long return of 13 yards) against FAU (Sept. 10)...Made impressive 13-yard catch in road win at Appalachian State (Sept. 17) and added 44 return yards (12 punt, 32 kickoff) against Mountaineers...Had 22-yard catch in win at Georgia Tech (Oct. 1)...43-yard punt return against Florida State (Oct. 8) in fourth quarter set up late touchdown drive...Saw action against North Carolina (Oct. 15)...Caught two passes in start against Virginia Tech (Oct. 20), including 25-yard touchdown reception...Made second straight start at Notre Dame (Oct. 29)...Had 30-yard punt return against Fighting Irish...Started and had one reception against Pittsburgh (Nov. 5)...Totaled 22 punt return yards on two returns against Panthers...Saw action in win at Virginia (Nov. 12)...Had one five-yard punt return against NC State (Nov. 19)...Made career-long 38-yard catch to set up touchdown in third quarter of regular season finale win over Duke (Nov. 26)...Had career-high 64 yards on four receptions, including 26-yard touchdown, in Russell Athletic Bowl victory over West Virginia (Dec. 28)...Registered team-best 75 all-purpose yards against Mountaineers.

2015 (Sophomore): Suffered early season injury that forced him to miss nearly three full games...Caught 12 passes for 86 yards...Emerges as team's primary punt returner late in season...Missed games at FAU (Sept. 11) and Nebraska (Sept. 19) due to injury...Caught three passes for 34 yards, including long catch of 14 yards, at Florida State (Oct. 10)...Had one six-yard catch vs. Clemson (Oct. 24)...Hauled in three passes for 18 yards at Duke (Oct. 31)...Had five-yard catch vs. Georgia Tech (Nov. 21)...Returned three punts in regular season finale at Pittsburgh (Nov. 27)...Closed out the season on a high note, as he had three carries for 72 yards in the Hyundai Sun Bowl (Dec. 26) against Washington State...His 60-yard carry

was the Hurricanes' longest rush of the season...He also totaled three punt returns for 24 yards against WSU.

2014 (True Freshman): Saw action in all 12 games, including four starts at wide receiver...Hauled in 20 catches for 218 yards with three touchdowns...Recorded team-high totals of six catches and 63 yards against FAMU...Hauled in first career TD and recorded career-long 33-yard catch against Arkansas State...Recorded TD grabs against Nebraska and Georgia Tech.

High School: Four-star prospect by ESPN and Rivals...ESPN300 prospect...Three-star ranking from 247Sports...2014 Under Armour All-America Game selection...Invited to "The Opening", all-star summer prospect camp...Chose Miami over offers from Clemson, Tennessee, Ohio State, South Carolina, Oregon and West Virginia.

BERRIOS CAREER STATISTICS

RECEIVING

YEAR	GP-GS	REC	YDS	AVG	TD	LG
2016	13-3	12	178	14.8	2	38
2015	11-0	12	86	7.2	0	14
2014	13-5	21	232	11.0	3	33
Career	37-8	45	496	11.0	5	38

PUNT RETURNS

YEAR	G-GS	RET	YDS	AVG	TD	LG
2016	13-3	19	215	11.3	1	43
2015	11-0	11	46	4.2	0	20
2014	13-5	4	20	13.2	0	14
Career	37-8	34	281	8.3	1	43



93 PAT BETHEL

DL • 6-3 • 272 • Soph.
Vero Beach, Fla. (Vero Beach)

2016 (True Freshman): Played in 11 games and totaled six tackles (four solo)...Blocked punt in career debut against Florida A&M in season opener (Sept. 3)...Saw action against FAU (Sept. 10)...Recorded one tackle in road win at Appalachian State (Sept. 17)...Saw action against Georgia Tech (Oct. 1)...Registered two tackles against Florida State (Oct. 8)...Saw action against North Carolina (Oct. 15)...Had three tackles (two solo) against Virginia Tech (Oct. 20)...Saw action against Pittsburgh (Nov. 5), at Virginia (Nov. 12) and at NC State (Nov. 19)...Competed in regular season finale win over Duke (Nov. 26)...Saw action in Russell Athletic Bowl victory over West Virginia (Dec. 28).

High School: Four-star defensive line prospect by ESPN, 247Sports Scout and Rivals...Three-star prospect by Rivals...Under-Armour All-America Game selection...Enrolled in January 2016...No. 111 on ESPN300 and ranked No. 16 defensive end by ESPN...Ranked No. 10 strong-side defensive end nationally by 247Sports...Fourth-best defensive end in the state of Florida and No. 41 defensive end nationwide according to Scout...Totaled 36 tackles, nine sacks and two forced fumbles senior season at Vero Beach...*Treasure Coast Newspapers* All-Area first-team selection during his junior year, had 65 tackles, 19 tackles for loss and seven sacks in 2014...Chose Miami over offers from Auburn, Clemson, Florida, Florida State, Georgia, Louisville, LSU, Michigan, Notre Dame and Ohio State, among others...Father Randy played tight end for Miami from 1987-1990.

BETHEL CAREER STATISTICS

DEFENSE

YEAR	GP-GS	UT	AT	TT	TFL/Y	SACK	FF/FR	PBU
2016	11-0	4	2	6	0-0	0-0	0/0	0
0-0								



70 GEORGE BROWN, JR.

OL • 6-7 • 300 • R-Soph.
Cincinnati, Ohio (LSU / Winton Woods)

2016 (Redshirt Freshman): Forced to sit out season due to NCAA transfer rules...Member of practice squad.

2015 (Freshman, LSU): Did not see any game action, redshirted to retain eligibility.

High School: Athletic offensive lineman that is considered one of the nation's top prospects ... Ranked as a four-star prospect by Rivals while ESPN, 247 Sports and Scout give Brown three stars... Rated as high as the No. 199 prospect nationally and the No. 8 prospect in Ohio by Rivals... Touted as the No. 16 offensive tackle in the country by Rivals and a member of the Rivals 250... Ranked as the No. 55 prospect in his region by ESPN... Earned All-State Special Mention honors ... Coached by Andre Parker.



22 ROBERT BURNS

RB • 5-11 • 215 • Fr.
Miami, Fla. (Gulliver Prep)

High School: Four-star running back prospect by ESPN... Three-star prospect by 247Sports, Rivals and Scout...Selected to 2017 Under Armour All-America Game... Rated No. 108 prospect nationwide regardless of position on ESPN300...Ranked No. 11 running back nationwide by ESPN...Rated No. 25 running back nationwide in 247Sports' Composite Rankings...Rushed for over 1,200 yards in high school career with 15 rushing touchdowns...Had 265 yards junior year...Totaled 900 yards with 13 touchdowns in first two varsity seasons...Coached by Earl Sims at Gulliver Prep...Chose Miami over offers from Alabama, Clemson, Florida, Florida State and Ohio State, among others.



39 JORDAN BUTLER

LS • 5-9 • 190 • Jr.
Scottsdale, Ariz. (Saguaro)

2016 (Sophomore): Served as team's primary long snapper for second straight season...Made one tackle on special teams.

2015 (True Freshman): Served as team's primary long snapper

for entire season...Made one tackle on special teams.

High School: 2015 Under Armour All-America Game selection at long snapper...Became first true long snapper in five seasons at Saguaro HS, snapping extra points, field goals and punts...Earned berth to Under Armour All-America Game after top showing at national showcase in Wisconsin...Transitioned from center to long snapper in seventh grade.

High School: Three-year letter winner in both football and track... Served as captain on both football and track teams...Ran for over 500 yards as senior.



18 LAWRENCE CAGER

**WR • 6-5 • 218 • R-Soph.
Towson, Md. (Calvert Hall)**

2016 (Sophomore): Did not see any game action due to season-ending injury suffered before start of training camp... Received medical redshirt.

2015 (True Freshman): Saw action in 11 games and started one in true freshman season...Caught eight passes for 70 yards and one touchdown...Competed on special teams and saw increased offensive snaps as season progressed...Made career debut in season opener vs. Bethune-Cookman (Sept. 5)...Saw action vs. FAU (Sept. 11)...Caught first two passes of career vs. Nebraska (Sept. 19), including long of 10 yards...Recorded eight-yard reception in action at Cincinnati (Oct. 1)...Had one 13-yard catch at Florida State (Oct. 10)...Saw action vs. Virginia Tech (Oct. 17)...Saw action vs. Clemson (Oct. 24) and at Duke (Oct. 31), largely on special teams...Caught first touchdown of career at North Carolina (Nov. 14) on impressive eight-yard catch in back of end zone...Made first start of career against Georgia Tech (Nov. 21), hauling in two passes for 17 yards, including long of 13...Saw action at Pittsburgh (Nov. 27)...Saw action in the Hyundai Sun Bowl (Dec. 26) against Washington State.


High School: Rated as a four-star prospect by Rivals... Rated as the fourth-best player in the state of Maryland by Rivals...Scored a 54-yard touchdown in the 2015 U.S. Army All-American Bowl...He was the only Baltimore-area player to be invited to Beaverton, Ore., for The Opening, a six-day football showcase for the country's elite high school football players...Caught 50 passes and scored seven touchdowns as a senior...Chose Miami over offers from Alabama, Georgia, Virginia Tech and Ohio State...In total, he received over 45 scholarship offers...Also claimed indoor and outdoor high jump titles in the Maryland Interscholastic Athletic Association track meet, after he cleared 6-feet-9-inches.



48 CALVIN CARRIE

**WR • 6-1 • 170 • Fr.
Ft. Lauderdale, Fla. (Westminster Academy)**


High School: A three-year varsity player at Westminster Academy, playing wide receiver and cornerback...Caught 16 passes for 369 yards and five touchdowns as a senior.



5 AMARI CARTER

**DB • 6-2 • 197 • Fr.
Palm Beach Gardens, Fla. (Palm Beach)**

High School: Four-star safety prospect by ESPN...Three-star prospect by 247Sports, Rivals and Scout...Ranked No. 239 player nationwide regardless of position in ESPN300...Ranked No. 5 on Palm Beach Big Board and Super 11 pick by *Palm Beach Post*... Named 2016 All-County Defensive Player of the Year by *Sun Sentinel* after senior season... Had 60 tackles and three interceptions during junior year at Palm Beach Gardens...Coached by Rob Freeman at Palm Beach Gardens...Chose Miami over offers from Auburn, Clemson, LSU, Michigan and Notre Dame, among others.



37 CESAR CASTILLO

**FB • 6-2 • 230 • R-Sr.
Jupiter, Fla. (Florida Tech / Jupiter)**

2016 (Redshirt Junior): Did not see any game action, member of practice squad.

2014 (Sophomore, Florida Tech): Did not see any action.

2013 (Freshman, Florida Tech): A linebacker on Florida Tech's inaugural football roster ... Member of the Florida Tech team that beat Alderson-Broaddus in the Futures Bowl

High School: As a senior, was captain of the football team at Jupiter High School under head coach Charlie Persson ... Also played basketball and was a member of the track & field team.

CAGER CAREER STATISTICS

RECEIVING

YEAR	GP-GS	REC	YDS	AVG	TD	LG
2015	11-1	8	70	8.8	1	13



43 TJ CALLAN

**RB • 6-1 • 210 • R-Soph.
Doral, Fla. (Ronald Reagan)**

2016 (Redshirt Freshman): Did not see any game action, member of practice squad.

2015 (True Freshman): Did not see any game action, and was member of practice squad.



86
MALIK CURRY

TE • 6-3 • 230 • R-Soph.
Albuquerque, N.M. (La Cueva)

2016 (Redshirt Freshman): Did not see any game action, member of practice squad.

Prior to Miami: Three-year varsity letterwinner in football and a two-year varsity letterwinner in basketball...Earned All-District honors as a junior and senior in both football and basketball... Finished second on the team in sacks as a senior...Spent the 2015 season at the University of New Mexico, but not compete.

yard performance...Saw action in Russell Athletic Bowl victory over West Virginia (Dec. 28), helping lead offense to 363 yards and 31 points.

2015 (Sophomore): Started all 13 games, serving as team's starting left tackle...Shifted from right tackle to left tackle to open season, won starting job in training camp...Helped lead team to No. 29 national ranking in passing offense (277.4 yards)...Offensive line was eighth nationally in fewest tackles for loss allowed (4.31 average)...Team tied for third-fewest sacks allowed of any team in ACC (15)...Miami's offense scored an average of 27.8 points per game...Helped the Hurricanes surpass 400 yards of total offense in six games and two games with over 500 yards of total offense.

2014 (True Freshman): Saw action in eight games, making five starts in first season...Logged his career bid against FAMU...Made first career start against North Carolina...Served on offensive line that paved way for offense averaging 431.0 yards of total offense, including 179.9 rushing yards, and 29.9 points per game...Made final start of season in Duck Commander Independence Bowl game against South Carolina.

High School: Enrolled in January 2014...Invited to "The Opening," all-star summer prospect camp...2014 Under Armour All-America Game selection...Two-time state champion at Miami Central...Coached by Roland Smith...Chose Miami over offers from Florida State, Florida, Clemson and West Virginia.



13
DEEJAY DALLAS

ATH • 5-10 • 200 • Fr.
Brunswick, Ga. (Glynn Academy)

High School: Consensus four-star prospect by 247Sports, ESPN, Rivals and Scout...Played quarterback, receiver, running back and defensive back at Glynn Academy...Also returned punts and kicks... Ranked No. 15 athlete nationwide by Rivals and No. 196 overall prospect regardless of position...Rated No. 231 prospect nationwide on ESPN300 and the 16th-best athlete...Earned No. 265 ranking on 247Sports' Composite Rankings...Rushed for 1,139 yards and 13 touchdowns during junior year at Glynn...Added 678 passing yards and seven passing touchdowns...Led Terrors to 11-2 record in final year...Rushed for 168 yards to go along with 135 passing yards in final game of high school career in state quarterfinals ...Chose Miami over offers from Alabama, Auburn, Florida, Florida State and Georgia, among others.



47
TURNER DAVIDSON

K • 5-9 • 160 • Fr.
San Antonio, Texas (Reagan)


High School: Helped Reagan High School to a 9-2 record as a senior in 2016...Scored 69 points as a senior, making 11 of 15 field goal attempts with a long of 43 yards and converting all 36 PATs... Averaged 56.5 yards over 51 kickoffs, including a long of 60 yards in 2016.



73
TREVOR DARLING

OL • 6-4 • 300 • Sr.
Miami, Fla. (Miami Central)

2016 (Junior): Saw action in 11 of 13 games on offensive line with nine starts at left tackle...Offense averaged 425.9 yards per game...Started season opener against Florida A&M (Sept. 3) at left tackle, helping lead offense to 373 rushing yards and 523 total yards...Made second straight start of season at left tackle against FAU (Sept. 10) and helped lead offense to 470-yard performance, including 279 rushing yards...Started at left tackle in road win at Appalachian State (Sept. 17), guiding offense to 549 total yards... Made fourth straight start of season at left tackle in road win at Georgia Tech (Oct. 1)...Started at left tackle against Florida State (Oct. 8)...Started at left tackle and helped lead Miami to 363 yards against North Carolina (Oct. 15)...Made seventh start of season at left tackle at Virginia Tech (Oct. 20)...Started at left tackle at Notre Dame (Oct. 29)...Helped lead offense to 534-yard performance in win over Pittsburgh with start at left tackle (Nov. 5)...Saw action in regular season finale win over Duke (Nov. 26), helping lead offense to 568-



6
JHAVONTE DEAN

DB • 6-2 • 185 • Jr.
Homestead, Fla. (Blinn College / South Dade)

Prior to Miami: Consensus four-star prospect by 247Sports, ESPN, Rivals and Scout...Ranked No. 12 in the 247Sports composite rankings...Rated as the second-best cornerback by 247Sports... Listed as the nation's No. 1 junior college cornerback...Played two seasons for Keith Thomas at Blinn College...Played for Nathaniel Hudson at South Dade High School...Comes to Miami with three years to play two seasons...Chose Miami over offers from Alabama, Arizona State, Cincinnati and Kentucky.



19
AUGIE DeBIASE

QB • 6-1 • 208 • Fr.
Ponte Vedra, Fla. (Raines)

High School: Four-year varsity starter at Raines High School... Played a 30-8 record as a starter...Threw 105 career touchdowns... Played for head coach Duran Wiley...Was a member of the national honor society and finished high school with a 4.1 grade point average.



3
DEE DELANEY

DB • 6-1 • 193 • R-Sr.
Beaufort, S.C. (The Citadel / Whale Branch Early)

2016 (Redshirt Junior): Started all 12 games...Walter Camp All-American...Athlon All-American...First-team Associated Press All-American...First-team STATS All-American...First-team College Sports Madness All-American...First-team HERO Sports All-American...First-team All-Southern Conference...First Bulldog in program history to earn Walter Camp All-America honors twice... Recorded 35 tackles, six interceptions, eight pass breakups and one fumble recovery...Interceptions total tied for third on The Citadel's single-season list and passes defended total tied for 4th in school history...Interceptions total ranked first in SoCon and tied for 3rd in FCS...Average of 1.2 passes defended per game ranked second in conference...Was one of five defenders in FCS with two multiple-interception games in 2016...Grabbed interceptions on back-to-back plays in second round of FCS Playoffs vs. No. 19 Wofford...Also made two interceptions with two pass breakups and four tackles in 19-14 victory vs. Furman...Named Southern Conference Defensive Player of the Week for his performance vs. Paladins...Had solo tackle in season-opening 24-23 win at Mercer...Made four tackles in 31-24 win at Gardner-Webb ... had two solo stops in 37-14 victory at Western Carolina...Recorded two tackles, one interception and career-high-tying three pass breakups in 38-14 win at North Greenville...Made two solo tackles in 22-14 victory vs. No. 5 Chattanooga...Had three tackles and one fumble recovery in 24-21 win at Wofford...Recorded five tackles, one interception and career-high-tying three pass breakups in 45-10 win vs. ETSU...Registered season-high seven tackles in 38-35 victory vs. No. 20 Samford...Made three tackles in 30-20 win at VMI ... had two stops at North Carolina.

2015 (Redshirt Sophomore): Started all 13 games...Walter Camp All-American...First-team STATS All-American...Second-team Associated Press All-American...Second-team College Sports Madness All-American...CFPA Elite Defensive Back Award...First-team All-Southern Conference...September Southern Conference Defensive Player of the Month... Recorded 46 tackles, including 1.0 for loss, five interceptions, eight pass breakups, two forced fumbles, one fumble recovery and one blocked kick...Interception total ranked first in SoCon, eighth in FCS and sixth on program's single-season list ... 13 passes defended tied for 6th-highest single-season total in program history ... average of 1.0 pass defended per game ranked 2nd in SoCon ... recorded career-high 10 tackles, one interception, one forced fumble, one fumble recovery returned for a touchdown and two pass breakups in 44-25 win at Samford ... named Southern Conference Defensive Player of the Week for his

performance at Bulldogs ... grabbed career-high two interceptions and made career-high three pass breakups and two tackles in 28-10 win vs. Western Carolina...made two tackles and one interception in season-opening 69-0 win vs. Davidson...Had two tackles and two pass breakups at Georgia Southern...Registered three tackles, one blocked kick and one interception returned for a touchdown vs. Charleston Southern...Had one solo stop in 39-12 win vs. Wofford... Made six tackles in 38-17 win at Furman...Had five tackles in 21-19 win vs. Mercer...Recorded four tackles, one forced fumble and one pass breakup in 35-14 win vs. VMI...Made four tackles at No. 9 Chattanooga ...Had two stops in 23-22 win at South Carolina... Recorded three tackles, 1.0 for loss, in 41-38 win at Coastal Carolina in first round of NCAA FCS Playoffs...Made two tackles at Charleston Southern in second round of NCAA FCS Playoffs.

2014 (Redshirt Freshman): Appeared in all 12 games with 11 starts...Named to Southern Conference All-Freshman Team... Recorded 51 tackles, including 3.0 for loss, with two interceptions and three pass breakups...Also returned three kickoffs for 59 yards... Named Southern Conference Defensive Player of the Week after recording three tackles and intercepting a pass at the one-yard line in 28-26 win at Mercer...Registered season-high seven tackles and one pass breakup in 42-35 win vs. Furman...Made three solo tackles, 1.0 for loss, in collegiate debut vs. Coastal Carolina...Made six tackles at defending national champion Florida State...Recorded four tackles and one pass breakup at Charleston Southern...Had one solo tackle in 37-14 win vs. Gardner-Webb...Made two solo tackles at Wofford...Made three tackles in 63-56 win vs. Charlotte...Registered six tackles, 1.0 for loss, vs. Chattanooga...Recorded six tackles, 0.5 for loss, and first collegiate interception at Western Carolina... Registered four tackles, 0.5 for loss, and one pass breakup vs. Samford...Made six tackles in 45-25 win vs. VMI.

2013 (Freshman): Worked with the Bulldogs' scout team while redshirting.

High School: A 2013 graduate of Whale Branch Early College High School...Lettered four times each in football, basketball and baseball and twice in track and field...Served as a team captain his senior year when he caught 35 passes for 899 yards and 14 touchdowns, returned two punts for scores and intercepted three passes his senior season...Named the Region 5A Wide Receiver and Offensive Player of the Year and was selected to play in the North/South All-Star game...Made 27 receptions for 512 yards and seven touchdowns and picked off two passes his junior year... Earned all-region and region wide receiver of the year accolades for the first time in his career...Caught passes for 182 yards and three touchdowns as a sophomore...All-region and all-area selection in basketball and baseball during the 2011-12 school year and a gold medalist in the 4x100 meter relay when his team won the Class A state championship...Member of the National Honor Society.



38
DANNY DOMINGUEZ

FB • 5-10 • 218 • R-Jr.
Miami, Fla. (Endicott / Gulliver Prep)


High School: Received Second Team All-Dade County...Earned Third Team All State honors...Received the team captain award as a senior...Was named the Unsung Hero three times...Was honored with the Raider Award - given annually to the versatile player on the team.



55
NAVAUGHN DONALDSON

OL • 6-6 • 350 • Fr.
Miami, Fla. (Miami Central)

High School: Consensus four-star offensive line prospect by 247Sports, ESPN, Rivals and Scout...Selected to 2017 Under Armour All-America Game...Ranked No. 6 offensive tackle nationwide and No. 43 prospect regardless of position by Rivals...Rated 89 prospect nationwide on ESPN300...Ranked seventh-best player at position by ESPN...Rated No. 71 player nationwide on 247Sports Composite Rankings and No. 81 in Top247 rankings...Preseason All-America by *USA TODAY* entering senior season at Miami Central...Won state championship junior year with Rockets...High school teammate of fellow early enrollee Wayne Steed...Coached by Roland Smith at Central...Chose Miami over offers from Florida, Florida State, Georgia and Louisville, among others.



44
EDDIE DUNN

LB • 5-11 • 205 • R-Soph.
Tavernier, Fla. (Coral Shores)

2016 (Redshirt Freshman): Did not see any game action.

2015 (True Freshman): Did not see any game action.

High School: Four-year varsity letterwinner...Registered 119 tackles (108 solo), rushed for six touchdowns and 903 yards as a senior...Served as the team captain as a senior...Received team Offensive and Defensive Most Valuable Player honors following his senior season...Was honored with the team's Rough Rider Award as a senior.



67
ZACH DYKSTRA

OL • 6-6 • 300 • Fr.
Spirit Lake, Iowa (Spirit Lake)

High School: Consensus three-star offensive line prospect by 247Sports, ESPN, Rivals and Scout...Ranked top-50 offensive tackle nationwide by ESPN...Ranked No. 5 player in state of Iowa by ESPN...Rated No. 7 player in state by Rivals...Chose Miami over offers from Iowa, Iowa State and Vanderbilt, among others.



18
ZACH FEAGLES

P • 6-2 • 210 • Fr.
Glen Rock, N.J. (Ridgewood)

High School: Earned a three-star rating from ESPN and Scout... Listed as a two-star recruit by 247Sports and Rivals...Participated in the 2017 Under Armour All-America Game...Rated No. 7 among punters nationally by Kohl's Kicking...Averaged 36.1 yards per punt during his high school career...Dropped seven punts inside the 20-yard-line as a senior...His longest punt of 57 yards came during his junior season...Chose Miami over offers from Rutgers and North Carolina...Son of 22-year NFL veteran and Miami alum Jeff Feagles.



46
DANIEL
FERGUSON-McALLISTER

DB • 5-9 • 180 • R-So.
Morgantown, W. Va. (Charleston / Morgantown)

Prior to Miami: Two-year varsity letterwinner at Morgantown High School...Recorded 75 tackles and one interception as a senior...Following his high school career, he would go on to spend two seasons at the University of Charleston (W. Va.)...Recorded 10 tackles during his sophomore season...Was named to the All-MEC Academic Team.



33
MARSHALL FEW

WR • 5-11 • 180 • Fr.
Ponte Vedra Beach, Fla. (Ponte Vedra)

High School: Served as team captain during his senior season... Hauled in 65 catches for 1,171 yards and 11 touchdowns during his senior campaign...Also played varsity lacrosse...Served as the President of FCA.



94
RYAN FINES

DL • 6-2 • 300 • R-Soph.
Bradenton, Fla. (IMG Academy)

2016 (Redshirt Freshman): Saw action in three games on defensive line...Played in season opener against Florida A&M (Sept. 3)...Recorded two tackles and 0.5 TFLs...Had one tackle against Virginia Tech (Oct. 20).

2015 (True Freshman): Did not see any game action, redshirted to retain eligibility.

High School: Rated as a three-star athlete by 247Sports...

ESPN ranked him as the 51st-best defensive tackle in the country... Finished his senior year with 55 tackles, 14 tackles for loss, and eight sacks in 11 games... Committed to Miami over offers from Arizona, Clemson, USF and Cincinnati.

FINES CAREER STATISTICS

DEFENSIVE

YEAR	GP-GS	UT	AT	TT	TFL-Y	SACK	FF/FR	PBU	INT-Y
2016	3-0	2	1	3	0.5-1	0-0	0/0	0	0-0

96

JONATHAN FORD

DL • 6-5 • 275 • Fr.
Fort Lauderdale, Fla. (Dillard)



High School: Consensus three-star defensive line prospect by 247Sports, Scout and ESPN...Rated as the 27th-best defensive tackle by 247Sports...Ranked as the 52nd- best prospect in the state of Florida according to 247Sports...Selected *Sun-Sentinel* First Team All-County...Coached by Lorenzo Davis at Dillard High School...Chose Miami over offers from Kentucky, Tennessee, USC, Auburn, Michigan, Ohio State, Oklahoma and West Virginia.

30

ROMEO FINLEY

DB • 6-1 • 205 • Soph.
Fort Walton Beach, Fla. (Niceville)



2016 (True Freshman): Played in 12 games in first season, mostly on special teams...Credited with seven tackles (three solo)...Saw action in season opener against Florida A&M (Sept. 3) and recorded three solo tackles...Saw action against FAU (Sept. 10) on special teams...Saw action in road win at Appalachian State (Sept. 17)...Competed against Georgia Tech (Oct. 1) and Florida State (Oct. 8), mostly on special teams...Saw action against North Carolina (Oct. 15) and Virginia Tech (Oct. 20)...Had one tackle at Notre Dame (Oct. 29)...Saw action against Pittsburgh (Nov. 5) and at Virginia (Nov. 12)...Had one tackle on special teams in win at NC State (Nov. 19)...Added two tackles in regular season finale win over Duke (Nov. 26)...Saw action in Russell Athletic Bowl victory over West Virginia (Dec. 28).

High School: Three-star prospect by Scout...Ranked No. 12 safety by ESPN and the No. 244 overall prospect on ESPN300...Rated as No. 15 safety and No. 315 prospect regardless of position by 247Sports...Rated as third-best safety in state of Florida and No. 28 safety nationwide by Scout...Totaled 60 tackles, six PBUs and one interception in final season at Niceville...Had 60 tackles, 10 PBUs, one interception and two forced fumbles junior year...Chose Miami over Clemson, Florida, Georgia Tech, Michigan, Missouri, Mississippi and South Carolina.

FINLEY CAREER STATISTICS

DEFENSIVE

YEAR	GP-GS	UT	AT	TT	TFL-Y	SACK	FF/FR	PBU	INT-Y
2016	12-0	3	4	7	0.0-0	0-0	0/0	0	0-0




97

JONATHAN GARVIN

DL • 6-4 • 235 • Fr.
Lake Worth, Fla. (Lake Worth)

High School: Four-star defensive end prospect by both ESPN and 247Sports...Four-star prospect by 247Sports, Rivals and Scout... Ranked No. 275 player regardless of position on ESPN300 rankings... Ranked No. 22 defensive end by ESPN and No. 33 by Scout... Rated No. 195 overall player regardless of position in Top247 Rankings and No. 280 player on 247Sports' Composite Rankings... Dominated in final year at Lake Worth, finishing with 97 tackles, 59 tackles for loss and school-record 18 sacks...Totaled 93 tackles, including 36 tackles for loss and nine sacks in junior year at Lake Worth...Added six forced fumbles and one interception for Trojans in 2015...Coached by Micah Mays at Lake Worth...Chose Miami over offers from Clemson, Florida State, Georgia, Oklahoma and Tennessee, among others.



74

TYLER GAUTHIER

OL • 6-5 • 305 • Jr.
Venice, Fla. (Venice)

2016 ALL-BOWL TEAM (AP)

2016 (Sophomore): Started final four games of season at left guard...Saw action in season opener against Florida A&M (Sept. 3)...Made first start of career at left guard in win at Virginia (Nov. 12), helping lead offense to 450-yard performance, including 222 rushing yards...Made second straight start at left guard in win at NC State (Nov. 19), guiding Miami to 415 total yards of offense...Started third straight game at left guard in regular season finale win over Duke (Nov. 26), helping lead offense to 568-yard performance... Started at left guard in Russell Athletic Bowl victory over West Virginia (Dec. 28), helping lead offense to 363 yards and 31 points.

2015 (True Freshman): Saw action in four games as reserve offensive lineman.

High School: Earned a consensus three-star rating by ESPN, Rivals, Scout and 247Sports...Ranked as the third-best offensive guard in the state of Florida according to Scout...Earned First Team All-State honors...Helped Venice High School to the Regional semifinals...Saw action at every position on the offensive line throughout his football career... Chose Miami over offers from Arizona, Missouri and Purdue.



65

COREY GAYNOR

OL • 6-4 • 285 • Fr.
Parkland, Fla. (Douglas)

High School: Listed as a three-star prospect by 247Sports, Scout and ESPN...Rated as the 20th-ranked offensive guard out of the South according to Scout... Named *Miami Herald* First Team All-Broward...Selected *Sun-Sentinel* First Team All-County...Recorded

97 pancake blocks as a senior...Versatile offensive lineman, who has seen action at center and guard...Coached by Willis May at Marjory Stoneman Douglas...Chose Miami over offers from Arizona, Houston, Minnesota, Pittsburgh, UCF and West Virginia.



59 JUSTIN GOLDBERG

OL • 6-2 • 205 • R-Soph.
Weston, Fla. (Cypress Bay)

2016 (Redshirt Freshman): Did not see any game action, member of practice squad.

2015 (True Freshman): Member of practice squad.

High School: Three-year starter at Cypress Bay HS in Weston, Fla....As a junior, helped team finish state runner-up.

opener vs. Bethune-Cookman (Sept. 5) and totaled career-high 77 rushing yards...Recorded career-long 33-yard run vs. Wildcats... Capped game's scoring with 1-yard touchdown run in fourth quarter...Totalled 41 yards on eight carries at FAU (Sept. 11), including long run of 12 yards...Had three carries and one kickoff against Clemson (Oct. 24)...Rushed three times for 20 yards, including one-yard scoring plunge, at North Carolina (Nov. 14)...Had one carry at Pittsburgh (Nov. 27).

2014 (True Freshman): Made career debut against FAMU, recording 10-yard touchdown on career-first carry...Carried three times for 13 yards against Rattlers...Had two carries for nine yards against Arkansas State...Had one carry against Cincinnati.


High School: First-team All-Dade by *Miami Herald*...Honorable mention Class 6A All-State...Was high school QB who rushed for 1,121 yards and 11 TDs as senior, while passing for 807 yards and nine scores...Coached by Aubrey Hill at Carol City...Chose Miami over Cincinnati and USF.

STUDENT-ATHLETES

GRAY CAREER STATISTICS

RUSHING

YEAR	G-GS	ATT	YDS	AVG	TD	LG
2015	5-0	23	145	6.3	2	33
2014	6-0	6	24	4.0	1	10T
Career	11-0	29	169	5.8	3	33



52 JAMIE GORDINIER

LB • 6-4 • 235 • R-Soph.
Monmouth Beach, N.J. (Red Bank Catholic)

2016 (Redshirt Freshman): Played in just one game before suffering season-ending injury...Saw action in season opener against Florida A&M (Sept. 3) and recorded one solo tackle before suffering knee injury against Rattlers.

2015 (True Freshman): Did not see any game action, redshirted to retain eligibility.

High School: Tabbed as a consensus three-star prospect by ESPN, Rivals, Scout and 247Sports...Rated as the No. 1 defensive end in the state of New Jersey by Scout...Ranked as the 18th-best player in the state of New Jersey...Totalled 117 tackles as a senior, including 10 tackles in the state title game...Selected as the 2014 Shore Sports Network Defensive Player of the Year after he helped his team to the New Jersey State Championship...Also played tight end in high school.



59 JARED HARDIE

LB • 5-11 • 225 • R-Soph.
Landsdowne, Va. (Our Lady of Good Counsel)

2016 (Redshirt Freshman): Did not see any game action, member of practice squad.

2015 (True Freshman): Member of practice squad.

High School: Three-year varsity letterwinner...Earned first team all-conference honors in 2012 as a sophomore.

GORDINIER CAREER STATISTICS

DEFENSIVE

YEAR	GP-GS	UT	AT	TT	TFL-Y	SACK	FF/FR	PBU	INT-Y
2016	1-0	1	0	1	0-0	0	0/0	0	0-0



3 MICHAEL HARLEY

WR • 5-9 • 160 • Fr.
Fort Lauderdale, Fla. (St. Thomas Aquinas)

High School: Consensus four-star wide receiver prospect by 247Sports, ESPN, Rivals and Scout...Took part in the U.S. Army All-American Game...Ranked as the 24th-best player in the state of Florida according to Rivals...Ranked as the 40th-best player in the state of Florida by 247Sports...Named *Miami Herald* First Team All-Broward...Selected *Sun-Sentinel* First Team All-County...Helped guide St. Thomas Aquinas to a 12-2 record and the 7A Florida State High School Championship during his senior season...Caught three touchdown passes in the state championship game...Coached by Roger Harriott at St. Thomas Aquinas...Chose Miami over offers from Kentucky, Louisville, Maryland, Michigan, West Virginia and Wisconsin.



32 TRAYONE GRAY

RB • 6-2 • 235 • R-Jr.
Miami, Fla. (Carol City)

2016 (Junior): Did not see any game action, missed season due to injury suffered before training camp...Received medical redshirt.

2015 (Sophomore): Served as team's third running back, seeing action in five games...Totalled 145 yards on 23 carries, averaging 6.3 yards per carry...Had two touchdowns and long run of 33 yards... Returned three kickoffs during season...Made debut in season



80
DAVALL HARRIS

WR • 6-3 • 195 • R-Jr.
Jackson, Miss. (Copiah-Lincoln Junior College / Ole Miss / Callaway)

2016 (Redshirt Sophomore): Saw action in all 13 games...Made nine receptions totaling 90 yards...Averaged 10.0 yards per catch...Made Miami debut in season opener against Florida A&M (Sept. 3)...Caught first pass of career against FAU (Sept. 10), hauling in six-yard reception...Tied for team lead with five receptions in first career start at Appalachian State (Sept. 17)...Totalled 48 receiving yards, with long reception of 13, against Mountaineers...Saw action against Georgia Tech (Oct. 1) and Florida State (Oct. 8)...Competed against North Carolina (Oct. 15)...Caught 13-yard pass against Virginia Tech (Oct. 20)...Had career-long 14-yard catch at Notre Dame (Oct. 29)...Had one reception in win over Pittsburgh (Nov. 5)...Saw action in wins at Virginia (Nov. 12) and at NC State (Nov. 19)...Competed in regular season finale win over Duke (Nov. 26)...Saw action in Russell Athletic Bowl victory over West Virginia (Dec. 28).

Prior to Miami: Spent 2015 season at Copiah-Lincoln Junior College in hometown of Jackson, Miss.

2014 (True Freshman, Ole Miss): Did not see any game action, redshirted to retain eligibility.

High School: Rated a four-star recruit and the No. 53 wide receiver in the country by ESPN ... Ranked the eighth-best player in Mississippi by ESPN...Ranked a three-star recruit and the No. 65 wide receiver nationwide by 247Sports...A Class 5A All-State selection as a kick returner by the Mississippi Association of Coaches as a senior...Also tabbed All-Region 2-5A by the MAC and All-Metro second team at wide receiver by *The Clarion-Ledger*...Listed No. 17 on *The Clarion-Ledger's* Targeted 22 list...Had 42 catches for 564 yards and seven touchdowns as a senior, while racking up 1,034 total all-purpose yards...Led Callaway to a school-record 14 wins and the 5A North Half Finals...Recorded 31 catches for 490 yards and seven TDs as a junior...Coached in high school by Daryl Jones...Also played basketball and ran track.

D. HARRIS CAREER STATISTICS

RECEIVING

YEAR	GP-GS	REC	YDS	AVG	TD	LG
2016	12-0	9	90	10.0	0	14



33
TRENT HARRIS

DL • 6-2 • 248 • Sr.
Winter Park, Fla. (Winter Park)

2016 (Junior): Saw action in all 13 games with seven starts...Had 25 tackles including career-best 9.5 tackles for loss (totaling 33 yards)...Finished with 3.0 sacks (19 yards), one forced fumble, one fumble recovery and two pass breakups...Saw action in season opener against Florida A&M (Sept. 3)...Saw action at Appalachian State (Sept. 17)...Made first start of season against Georgia Tech (Oct. 1) and delivered dominant performance...Totalled seven tackles (six solo), 3.0 TFLs (eight yards) and two sacks (seven yards), including one forced fumble on strip-sack, against Yellow Jackets...

Fumble resulted in scoop-and-score touchdown...Had 1.0 TFL against Florida State (Oct. 8)...Recorded two tackles and 0.5 TFLs (one yard) against North Carolina (Oct. 15)...Started and had two tackles at Virginia Tech (Oct. 20)...Had four solo tackles, 1.0 TFL (two yards) and one PBU in start at Notre Dame (Oct. 29)...Started and totaled four tackles (two solo), 2.0 TFLs (16 yards) and one sack (12 yards) in win over Pittsburgh (Nov. 5)...Started and recorded first fumble recovery of season in win at Virginia (Nov. 12)...Started and had 1.0 TFL (three yards) in win at NC State (Nov. 19)...Totalled two tackles (one solo), 1.0 TFL (one yard), one PBU and two quarterback hurries in regular season finale win over Duke (Nov. 26)...Had two solo tackles and one quarterback hurry in Russell Athletic Bowl victory over West Virginia (Dec. 28).

2015 (Sophomore): Among the team's top defensive players in first season as a regular starter...Finished sixth on team with 49 tackles and second in sacks (3.5)...Started 10 of 13 games this season...Had 5.0 TFLs, one PBU and one fumble recovery...Started season opener vs. Bethune-Cookman (Sept. 5) and totaled five tackles...Had 1.5 TFLs (6 yards) and first career half-sack (3 yards) vs. Wildcats...Added six tackles (two solo) in start at FAU (Sept. 11)...Totalled four tackles (one solo), one sack (21 yards) and 1.5 TFLs in start vs. Nebraska (Sept. 19)...Had five tackles (four solo) and one sack in start at Cincinnati (Oct. 1)...Added two solo tackles in start at Florida State (Oct. 10)...Recorded four tackles (two solo) and first fumble recovery of career in start vs. Virginia Tech (Oct. 17)...Had one solo tackle in start vs. Clemson (Oct. 24)...Tied for second on team with seven tackles (three solo) and recorded first career PBU in start at Duke (Oct. 31)...Recorded career-best eight tackles (seven solo) and one sack (seven yards) in start vs. Virginia...Had two tackles in start at North Carolina (Nov. 14)...Added two tackles at Georgia Tech (Nov. 21)...Ended regular season with two tackles at Pittsburgh (Nov. 27)...Recorded one stop in the Hyundai Sun Bowl (Dec. 26) against Washington State.

2014 (True Freshman): Saw action in 12 games, including one start...Totalled 15 tackles (nine solo) with 1.0 TFL in first season...Enrolled in January 2014...Made career debut in season opener at Louisville, recording three tackles (two solo)...Added two tackles against FAMU, including career-first TFL (two yards)...Registered three tackles against Arkansas State...Saw action against Duke and Georgia Tech...Had two tackles against Virginia Tech...Saw action against North Carolina, did not record any stats...Added one solo tackle against Virginia...Made first career start against Pittsburgh, finishing with one tackle.

High School: 2014 Offense/Defense All-American Bowl selection...As senior, registered 69 total tackles and 14 sacks...As junior in 2012, posted 50 tackles and 11 sacks...Chose Miami over offers from Alabama, Florida, Florida State, Georgia, Ohio State, Tennessee and Wisconsin.

T. HARRIS CAREER STATISTICS

DEFENSE

YEAR	GP-GS	UT	AT	TT	TFL/Y	SACK	FF/FR	PBU	INT-Y
2016	13-7	20	5	25	9.5-33	3.0-19	1/1	2	0-0
2015	13-10	28	21	49	5.0-42	3.5-39	0/1	1	0-0
2014	12-1	9	6	15	1.0-2	0.0-0	0/0	0	0-0
Career	38-18	57	32	89	15.5-78	6.5-58	1/2	3	0-0



57
KAI-LEON HERBERT

OL • 6-5 • 285 • Fr.
Plantation, Fla. (American Heritage)

High School: Consensus four-star offensive line prospect by 247Sports, ESPN, Rivals and Scout...Rated as the 28th-best offensive tackle in the class of 2017 by 247Sports...Ranked No. 99 regardless of position on the ESPN300 rankings...Participated in The Opening in 2016... Selected to 2017 Under Armour All-America Game...Earned a Top 300 PrepStar All-America ranking...Named *Miami Herald* First Team All-Broward... Selected First Team *Sun-Sentinel* All-County...Helped anchor an offensive line that posted over 4,700 total yards...Spent his senior season playing for former Miami Dolphin Patrick Surtain at American Heritage High School... Played three seasons for UM cornerbacks coach Mike Rumph at American Heritage High School...Chose Miami over offers Michigan, Auburn, Florida, California, Colorado, Georgia and LSU.

on two receptions in first career start vs. Virginia Tech (Oct. 17)... Saw action vs. Clemson (Oct. 24)...Made second start of career at Duke (Oct. 31) and recorded 20-yard reception...Had one reception against Virginia (Nov. 7)...Totaled 51 yards on three receptions at North Carolina (Nov. 14)...Started and led team with 66 receiving yards against Georgia Tech (Nov. 21)...Had three catches vs. Yellow Jackets, including career long reception of 46 yards...Made the start at tight end in the Hyundai Sun Bowl (Dec. 26) against Washington State and caught one pass for 18 yards.

2014 (True Freshman): Saw action in three games...Had most snaps of season in regular season finale against Pittsburgh.

High School: Third-Team All-County receiver by *Gwinnett Daily Post* ... Hauled in 33 catches for 543 yards with six TDs as senior ... Coached by Keith Maloof at Norcross ... Led Norcross to Georgia Class 6A State Championship in 2013 ... Chose Miami over Auburn and Mississippi State.

HERNDON IV CAREER STATISTICS

RECEIVING

YEAR	GP-GS	REC	YDS	AVG	TD	LG
2016	13-12	28	334	11.9	2	48
2015	13-3	18	237	13.2	1	46
2014	3-0	0	0	--	0	--
Career	29-15	46	571	12.4	3	48



23
CHRISTOPHER HERNDON IV

TE • 6-4 • 252 • Sr.
Norcross, Ga. (Norcross)

2016 (Junior): Played in all 13 games with 12 starts at tight end...Caught 28 passes totaling 334 yards with two touchdowns... Averaged 11.9 yards per reception with long reception of 48 yards...28 receptions and 334 receiving yards were fourth-most on team...Started season opener against Florida A&M (Sept. 3) and led team with 42 receiving yards on two receptions...26-yard catch against Rattlers was team-long...Recorded second touchdown of career on 16-yard reception in second quarter vs. Rattlers...Had two catches for 21 yards in start vs. FAU (Sept. 10), including long catch of 20 yards...Had one six-yard reception in start vs. Appalachian State (Sept. 17)...Totaled 59 receiving yards on three catches against Georgia Tech (Oct. 1), including career-long 48-yard reception... Had one 11-yard reception against Florida State (Oct. 8)...Totaled 48 receiving yards on two catches in start against North Carolina (Oct. 15)...Recorded four catches totaling 53 yards, including 35-yard touchdown reception, in start at Virginia Tech (Oct. 20)...Hauled in career-high five catches for 30 yards, including long catch of 12 yards, at Notre Dame (Oct. 29)...Started and recorded two catches in win over Pittsburgh (Nov. 5)...Started and had one catch in win at Virginia (Nov. 12)...Caught two passes in start at NC State (Nov. 19)... Started and had one 10-yard reception in regular season finale win over Duke (Nov. 26)...Started and caught three passes for 38 yards in Russell Athletic Bowl victory over West Virginia (Dec. 28).



75
ZALON'TAE HILLERY

OL • 6-6 • 287 • Fr.
Brunswick, Ga. (Glynn Academy)

High School: Earned a three-star ranking from 247Sports, ESPN and Rivals...Rated as the 49th-best player at his position by ESPN...Ranked as the 50th-best player in the state of Georgia by 247Sports...Coached by Rocky Hidalgo at Glynn Academy...Helped guide Glynn Academy to an 11-2 record during his senior season... Chose Miami over offers from Florida, Kentucky, Alabama and Clemson.



24
TRAVIS HOMER

RB • 5-11 • 195 • Soph.
West Palm Beach, Fla. (Oxbridge Academy)

2016 (True Freshman): Played in 12 games and served as one of Miami's top contributors on special teams in first season...Had eight tackles (five solo) and one fumble recovery...Rushed seven times for 44 yards across season...Saw action in season opener against Florida A&M (Sept. 3) and totaled 35 rushing yards on five carries... Recorded one tackle on special teams against Rattlers...Saw action against FAU (Sept. 10) largely on special teams...Recorded one tackle against Owls...Saw action in road win at Appalachian State (Sept. 17)...Competed against Georgia Tech (Oct. 1) and Florida State (Oct. 8) on special teams...Saw action against North Carolina (Oct. 15)...Had two tackles on special teams at Virginia Tech (Oct. 20)... Named special teams captain for week and recovered fumbled punt

at Notre Dame (Oct. 29)...Saw action against Pittsburgh (Nov. 5) and at Virginia (Nov. 12)...Played on special teams at NC State (Nov. 19)...Had two tackles (one solo) on special teams in regular season finale win over Duke (Nov. 26)...Saw action in Russell Athletic Bowl victory over West Virginia (Dec. 28).

High School: Rated as four-star prospect by ESPN, Scout and 247Sports...Ranked No. 175 in ESPN300 ratings...Received three-star ranking from Rivals...Totaled 1,315 yards rushing and 13 total touchdowns senior year...Rushed for 215 yards and one touchdown in a 32-24 win over Chamaine-Madonna in FHSAA Regional Semifinal game...Finished prep career by surpassing 3,200 total rushing yards, 41 rushing touchdowns and 50 total touchdowns...Helped lead Oxbridge Academy to FHSAA Regional Finals...Chose Miami over offers from Alabama, Auburn, Florida and Florida State.



87

MICHAEL IRVIN II

TE • 6-3 • 248 • Soph.
Ft. Lauderdale, Fla. (St. Thomas Aquinas)

2016 (True Freshman): Played in six games in first year, including final five contests of season...Saw action in season opener against Florida A&M (Sept. 3)...Saw action on special teams at Virginia Tech (Oct. 20) and at Notre Dame (Oct. 29)...Competed against Pittsburgh (Nov. 5)...Saw action at NC State (Nov. 19) and in regular season finale win over Duke (Nov. 26).

High School: Rated three-star prospect by ESPN, 247Sports and Rivals...Helped guide St. Thomas Aquinas to second straight FHSAA 7A Championship in 2015...Caught three passes in state championship game against Viera...Transferred to St. Thomas Aquinas in 2015 after recording over 1,200 yards receiving at Prestonwood Christian High School (Texas)...Tied Texas single-game record for receptions, hauling in 21 catches against IMG Academy in 2014...Chose Miami over scholarship offers from Georgia, Michigan and NC State.



31

DEMETRIUS JACKSON

DL • 6-3 • 265 • R-Jr.
Miami, Fla. (Booker T. Washington)

2016 (Redshirt Sophomore): Saw action in 10 games with six starts...Missed three games due to injury...Totaled 28 tackles (15 solo) and 6.0 tackles for loss (28 yards)...Added 2.5 sacks (21 yards) and four pass breakups...Made first career start in season opener against Florida A&M (Sept. 3) and finished with five tackles (four solo)...Added 3.0 TFLs totaling 20 yards, including 2.0 sacks (19 yards), against Rattlers...Ranked second on team with five tackles (four solo) in start vs. FAU (Sept. 10)...Added 1.0 TFL (two yards) against Owls...Totaled six tackles (two solo) and 1.0 TFLs (3 yards) in start at Appalachian State (Sept. 17)...Had two tackles in road win at Georgia Tech (Oct. 1)...Totaled three tackles and two PBUs in start against Florida State (Oct. 8)...Had one tackle and 0.5 TFLs in start against North Carolina (Oct. 15)...Missed games at Virginia Tech (Oct. 20), at Notre Dame (Oct. 29) and against Pittsburgh (Nov. 5) due to injury...Returned in win at Virginia (Nov. 12) and recorded two tackles and 0.5 TFLs...Had one tackle in win at NC State (Nov. 19)...Had one tackle and one PBU in regular season finale win over

Duke (Nov. 26)...Had two tackles (one solo) and credited with one quarterback hurry in Russell Athletic Bowl victory over West Virginia (Dec. 28).

2015 (Redshirt Freshman): Saw increased action as season progressed...Finished with 11 tackles and 2.5 TFLs in seven games...Made career debut in season opener vs. Bethune-Cookman and tied for second on team with four tackles (one solo)...Had two tackles for loss against Clemson (Oct. 24) totaling seven yards...Added one tackle at Duke (Oct. 31)...Saw action against Virginia (Nov. 7), did not record any stats...Recorded two tackles at North Carolina (Nov. 14)...Had one tackle in regular season finale at Pittsburgh (Nov. 27)...Saw action in the Hyundai Sun Bowl (Dec. 26) against Washington State where he recorded her first career half sack.

2014 (True Freshman): Did not see any game action, redshirted to retain eligibility.

High School: Enrolled in May 2014...Named 2014 Dade Male Athlete of the Year by *Miami Herald*...First-team All-Dade by *Miami Herald*...Recorded 68 tackles, 12.0 sacks and 13 QB hurries as senior for Booker T. Washington...Led Booker T. Washington to Florida Class 4A State Championship in 2013.

D. JACKSON CAREER STATISTICS

DEFENSE

YEAR	GP-GS	UT	AT	TT	TFL/Y	SACK	FF/FR	PBU	INT-Y
2016	11-6	15	13	28	6.0-28	2.5-21	0/0	4	0-0
2015	7-0	5	6	11	2.5-9	0.5-2	0/0	0	0-0
Career	16-5	20	19	39	8.5-37	3.0-23	0/0	4	0-0



99

JOE JACKSON

DL • 6-5 • 258 • Soph.
Homestead, Fla. (Gulliver Prep)

2016 FRESHMAN ALL-AMERICA (Athlon, Campus Insiders)

2016 (True Freshman): Delivered dominant freshman season, seeing action in all 13 games with two starts...Led team in tackles for loss (11.5) and sacks (8.5)...Totaled 32 tackles (17 solo)...Totaled two fumble recoveries and two forced fumbles...Scored one defensive touchdown on fumble recovery...Saw action in season opener vs. Florida A&M (Sept. 3) and recorded one tackle...Recorded first two sacks of career in three-tackle performance against FAU (Sept. 10)...Two sacks against Owls totaled 10 yards...Had two tackles and 1.0 TFLs (2 yards) in road win at Appalachian State (Sept. 17)...Dominant game against Georgia Tech (Oct. 1) included sack and fumble return for 18-yard touchdown on scoop-and-score...Touchdown was first of career...Had two tackles and 0.5 sacks against Florida State (Oct. 8)...Registered three tackles against North Carolina (Oct. 15)...Made first career start against Virginia Tech (Oct. 20) and posted career-high six tackles, including 2.0 TFLs (eight yards) and one sack (four yards)...Had two tackles (one solo) at Notre Dame (Oct. 29)...Saw action against Pittsburgh (Nov. 5)...Had three tackles, forced fumble and fumble recovery in win at Virginia (Nov. 12)...Had two tackles, including 1.0 TFL, in win at NC State (Nov. 19)...Recorded two sacks totaling 14 yards and finished with three tackles in regular season finale win over Duke (Nov. 26)...Started and had four tackles (two solo) and 13-yard sack in Russell Athletic Bowl victory over West Virginia (Dec. 28).

High School: Four-star prospect by ESPN, Rivals and 247Sports...Three-star prospect by Scout...Ranked as eighth-best weakside defensive end and No. 113 recruit regardless of position

by Rivals...Rated No. 182 overall high school prospect on ESPN300... Ranked No. 23-best defensive end by ESPN...Checked in at No. 218 in 247Sports national rankings and was ranked No. 16 weakside defensive end...Played defensive end and tight end at Gulliver Prep...Named the 2015 Class 5A-1A Male Athlete of the Year by *Miami Herald*...Ranked as No. 4 football player in Dade County by *Herald* entering final season at Gulliver...Totaled 46 tackles, six sacks and four forced fumbles in final season...Had 59 tackles and four sacks junior year...Finished his career with 178 total tackles, 19 sacks and eight forced fumbles...Also competed in basketball and track at Gulliver Prep...Chose Miami over offers from Alabama, Clemson, Florida State and Ohio State, among others.

J. JACKSON CAREER STATISTICS

DEFENSE

YEAR	GP-GS	UT	AT	TT	TFL/Y	SACK	FF/FR	PBU	INT-Y
2016	13-2	17	15	32	11.5-58	8.5-51	1/2	0	0-0



28 MICHAEL JACKSON

DB • 6-1 • 200 • Jr.
Birmingham, Ala. (Spain Park)

2016 (Sophomore): Played in 12 games and totaled seven tackles (two solo)...Added one pass breakup and one fumble recovery...Saw action in season opener against Florida A&M (Sept. 3) and totaled three tackles...Saw action against FAU (Sept. 10) and had tipped pass that led to interception...Recorded one tackle at Appalachian State (Sept. 17)...Had one tackle in road win at Georgia Tech (Oct. 1)...Saw action against Florida State (Oct. 8), mostly on special teams...Had one tackle against North Carolina (Oct. 15)...Saw action against Virginia Tech (Oct. 20)...Recorded first touchdown of career on recovery of fumbled punt in end zone at Notre Dame (Oct. 29)...Saw action against Pittsburgh (Nov. 5) and at Virginia (Nov. 12)...Played on special teams in win at NC State (Nov. 19)...Credited with one PBU in regular season finale win over Duke (Nov. 26)... Had one tackle in Russell Athletic Bowl victory over West Virginia (Dec. 28).

2015 (True Freshman): Served as one of team's primary contributors on special teams...Saw action in all 13 games...Totaled four tackles...Made career debut in season opener vs. Bethune-Cookman (Sept. 5) and recorded one assisted tackle...Played at FAU (Sept. 11)...Saw action vs. Nebraska (Sept. 19), largely on special teams...Played at Florida State (Oct. 10) and against Virginia Tech (Oct. 17)...Had one tackle at North Carolina (Nov. 14)...Saw action in the Hyundai Sun Bowl (Dec. 26) against Washington State and recorded one stop.

High School: Earned a four-star rating by Rivals.com...Tabbed as a three-star recruit by Scout and 247Sports...Rated as the No. 1 cornerback in the state of Alabama by Scout...Chose Miami over offers from Cincinnati, Minnesota and Nebraska.

M. JACKSON CAREER STATISTICS

DEFENSE

YEAR	GP-GS	UT	AT	TT	TFL/Y	SACK	FF/FR	PBU	INT-Y
2016	12-0	2	5	7	0.0-0	0.0-0	0/1	1	0-0
2015	13-0	3	2	5	0.0-0	0.0-0	0/0	0	0-0
Career	15-0	5	7	12	0.0-0	0.0-0	0/1	1	0-0



44 BRADLEY JENNINGS, JR.

LB • 6-1 • 230 • Fr.
Jacksonville, Fla. (Sandalwood)

High School: Consensus three-star linebacker prospect by 247Sports, ESPN, Rivals and Scout...Ranked No. 35 outside linebacker nationwide by Rivals...Had 146 tackles and 10 tackles for loss in junior season at Sandalwood...Added three forced fumbles and two sacks for Saints in 2015...Selected to 2015 Florida Times-Union All-First Coast Second Team...Coached by Adam Geis at Sandalwood...Chose Miami over offers from Florida State, Louisville, Michigan and North Carolina, among others.



1 DJ JOHNSON

DL • 6-5 • 240 • Fr.
Sacramento, Calif. (Luther Burbank)

High School: Consensus four-star defensive lineman by 247Sports, ESPN, Rivals and Scout...Rated as the 72nd-best prospect in the country according to 247Sports...Selected as the ninth-best player in the state of California by 247Sports...Ranked No. 62 in the final ESPN300 rankings...Rated as the No. 5 position prospect by ESPN...Ranked No. 34 on the PrepStar Top 150 Dream Team...Totaled 85 tackles (47 solo), 14.5 sacks and 31 tackles for loss during his senior season...Took part in the 2017 Under Armour All-America Bowl...Coached by John Heffernan at Luther Burbank High School...Had offers from 100 schools...Chose Miami over Washington, USC, Ohio State and Alabama.



4 JAQUAN JOHNSON

DB • 5-11 • 190 • Jr.
Miami, Fla. (Miami Killian)

2016 (Sophomore): Saw action in all 13 games and made five starts as one of Miami's top contributors in secondary...Had 38 total tackles...Totaled 3.0 tackles for loss, 1.5 sacks, one interception, one fumble recovery and two pass breakups...Saw action in season opener against Florida A&M (Sept. 3) and recorded five tackles (four solo)...Registered first career sack against Rattlers...Made first career start against FAU (Sept. 10)...Credited with three tackles (two solo), 0.5 TFLs and one quarterback hurry against Owls...Totaled four tackles and 1.0 TFL (1 yard) in road win at Appalachian State (Sept. 17)...Had four solo tackles on the road at Georgia Tech (Oct. 1)...Totaled two tackles and first interception of season against Florida State (Oct. 8)...Returned pick 11 yards in second quarter against Seminoles...Made second career start and totaled two tackles against North Carolina (Oct. 15)...Added first PBU of career against Tar Heels...Totaled three tackles in third start of career at Virginia Tech (Oct. 20)...Blocked fourth-quarter field goal attempt by Hokies...Had one tackle at Notre Dame (Oct. 29)...Started and had two tackles and one PBU against Pittsburgh (Nov. 5)...Totaled

two solo tackles in win at Virginia (Nov. 12)...Totaled career-high six tackles (three solo), 0.5 TFLs and first fumble recovery of career in win at NC State (Nov. 19)...Finished with one solo tackle in regular season finale win over Duke (Nov. 26)...Started and had three tackles (one solo) in Russell Athletic Bowl victory over West Virginia (Dec. 28).

2015 (True Freshman): Saw action in all 13 games mostly on special teams in his first season...Played increased snaps at safety as the season progressed...Totaled 26 tackles, one forced fumble and one interception...Made career debut in season opener vs. Bethune-Cookman and totaled three tackles...Added three tackles (one solo) in action vs. FAU (Sept. 11)...Totaled two solo tackles vs. Nebraska (Sept. 19)...Had two tackles in action vs. Cincinnati (Oct. 1)...Saw action at Florida State (Oct. 10)...Added one solo tackle against Virginia Tech (Oct. 17)...Had two tackles and first career forced fumble against Clemson (Oct. 24)...Tied career high with three tackles in action vs. Duke (Oct. 31), and also played key role on eventual game-winning kick return for TD as time expired...Recorded first interception of career and added one tackle against Virginia (Nov. 7)...Had three solo tackles at North Carolina (Nov. 14)...Added one tackle vs. Georgia Tech (Nov. 21)...Saw action at Pittsburgh (Nov. 27), did not record any stats...Posted a season high five solo tackles in the Hyundai Sun Bowl (Dec. 26) against Washington State.

High School: Rated as a consensus four-star prospect by 247Sports, ESPN and Scout...Was selected as a four-time All-Dade First Team selection by the *Miami Herald* from 2011-2013...Helped guide Miami Killian to an undefeated regular season and an appearance in the FHSAA Class 8A Regional Quarterfinals...Competed in the 2015 US Army All-American Bowl...Johnson chose Miami over Florida State, Florida, Alabama LSU and South Carolina.

J. JOHNSON CAREER STATISTICS

DEFENSE

YEAR	GP-GS	UT	AT	TT	TFL/Y	SACK	FF/FR	PBU	INT-Y
2016	13-5	24	14	38	3.0-6	1.5-5	0/1	2	1-11
2015	13-0	17	9	26	0.0-0	0.0-0	1/0	0	1-0
Career	26-4	41	23	64	3.0-6	1.5-5	1/1	2	2-11



76

TRE JOHNSON

OL • 6-7 • 305 • R-Fr.
Orlando, Fla. (First Academy)

2016 (True Freshman): Did not see any game action, redshirted to retain eligibility.

High School: Earned as consensus three-star prospect by ESPN, 247Sports and Rivals...Rated as 148th-best player in state of Florida in 247sports Composite Rankings...Recorded over 60 career total tackles and over 40 career solo tackles in just 16 career varsity games...Picked Miami over scholarship offers from East Carolina, Louisville, Cincinnati, Illinois and USF.



77

JAHAIR JONES

OL • 6-4 • 316 • R-Jr.
Brooklyn, N.Y. (ASA College [NY] / South River)

2016 (Redshirt Sophomore): Served as member of practice squad...Saw action in season opener against Florida A&M (Sept. 3).

2015 (Sophomore): Did not see any game action, redshirted to retain eligibility.

Prior to Miami: Listed as a three-star recruit out of ASA College according to ESPN and 247Sports...Starred at offensive tackle for ASA College, leading the Avengers to a 6-2 record and a 4-1 mark in conference play...As a freshman, Jones helped pave the way up front, which allowed ASA College to average 338.1 yards per game...Chose Miami over Ohio State and Virginia Tech.



20

ROBERT KNOWLES

DB • 6-1 • 198 • R-Soph.
Miami, Fla. (Miami Edison)

2016 (Redshirt Freshman): Saw action in all 13 games, mainly on special teams...Finished with six tackles (five solo)...Played in season opener against Florida A&M (Sept. 3) and totaled two tackles...Added one solo tackle in action vs. FAU (Sept. 10)...Saw action in road win at Appalachian State (Sept. 17)...Competed against Georgia Tech (Oct. 1) and Florida State (Oct. 8), mostly on special teams...Had one tackle against North Carolina (Oct. 15)...Saw action against Virginia Tech (Oct. 20) and at Notre Dame (Oct. 29)...Had one solo tackle against Pittsburgh (Nov. 5)...Saw action in win at Virginia (Nov. 12)...Added one solo tackle in win at NC State (Nov. 19)...Saw action in regular season finale win over Duke (Nov. 26)...Played in Russell Athletic Bowl victory over West Virginia (Dec. 28).

2015 (True Freshman): Did not see any game action, redshirted to retain eligibility.

High School: Earned a four-star rating by ESPN...Received a three-star ranking by Rivals and 247Sports...Rated one of the top 25 prospects in Miami-Dade by the *Miami Herald*...Finished his senior season with 44 tackles, three interceptions, seven pass break ups, three forced fumbles and three fumble recoveries.

KNOWLES CAREER STATISTICS

DEFENSE

YEAR	GP-GS	UT	AT	TT	TFL/Y	SACK	FF/FR	PBU	INT-Y
2016	13-0	5	1	6	0.0-0	0.0-0	0/0	0	0-0



81
DARRELL LANGHAM

WR • 6-4 • 220 • R-Jr.
Lantana, Fla. (Santaluces)

2016 (Redshirt Sophomore): Served as member of practice squad...Saw action in season opener against Florida A&M (Sept. 3).

2015 (Redshirt Freshman): Member of practice squad.

2014 (True Freshman): Did not see any game action, redshirted to retain eligibility.

High School: Caught 35 passes for 457 yards and seven TDs senior year for Santaluces Community...Coached by Daryl Drinkwater...Chose Miami over Florida State.

time on offensive line against Duke, helping lead way to 426-yard performance...Made first start of career at left guard against Georgia Tech...Started at left guard against Cincinnati, helping offense finish with 621 total yards...Helped guide offense to 456-yard performance in road win over Virginia Tech, making third straight start at left guard...Started at left guard against North Carolina, paving way for 494 total yards and 295 rushing yards.


High School: Participated in Under Armour All-American Game ... First-team Class 7A All-State selection ... Named first-team All-Broward by *Miami Herald* and *Sun-Sentinel*...Brother of former Miami Hurricanes offensive lineman Brandon Linder...Posted 4.0 GPA at St. Thomas Aquinas HS.



79
ZACHARY LERMAN

DL • 6-2 • 296 • Fr.
Virginia Beach, Va. (IMG Academy)

High School: Earned Second Team All-Conference honors as a senior.



34
ELIAS LUGO-FAGUNDO

WR • 6-0 • 190 • Fr.
Cabo Rojo, P.R. (IMG Academy)

High School: Member of 2016 IMG Academy team that went 11-0 and finished the season ranked third nationally in the USA Today Sports Super 25 Computer Rankings.



68
NICK LINDER

OL • 6-3 • 298 • Sr.
Ft. Lauderdale, Fla. (St. Thomas Aquinas)

2016 (Junior): Started first eight games of season at center before suffering season-ending shoulder injury...Started season opener against Florida A&M (Sept. 3) at center, helping lead offense to 373 rushing yards and 523 total yards...Made second straight start of season at center against FAU (Sept. 10) and helped lead offense to 470-yard performance, including 279 rushing yards...Started at center in road win at Appalachian State (Sept. 17), guiding offense to 549 total yards...Made fourth straight start of season at center in road win at Georgia Tech (Oct. 1)...Started at center against Florida State (Oct. 8)...Started at center and helped lead Miami to 363 yards against North Carolina (Oct. 15)...Made seventh start of season at center at Virginia Tech (Oct. 20)...Started at center at Notre Dame (Oct. 29)...Helped lead offense to 534-yard performance in win over Pittsburgh with start at center (Nov. 5)...Suffered season-ending injury against Panthers.

2015 (Sophomore): One of four players to start all 13 games...Helped lead team to No. 29 national ranking in passing offense (277.4 yards)...Offensive line was eighth nationally in fewest tackles for loss allowed (4.31 average)...Team tied for third-fewest sacks allowed of any team in ACC (15)...Miami's offense scored an average of 27.8 points per game...Helped the Hurricanes surpass 400 yards of total offense in six games and two games with over 500 yards of total offense.

2014 (True Freshman): Saw action in six games, including four starts at left guard...Made career debut against FAMU...Saw



62
HAYDEN MAHONEY

OL • 6-5 • 295 • R-Soph.
Malvern, Pa. (Malvern Prep)

2016 (Redshirt Freshman): Served as member of practice squad.

2015 (True Freshman): Did not see any game action, redshirted to retain eligibility.

High School: Earned a three-star ranking from Rivals, Scout and 247Sports.com... Ranked as the No. 2 offensive tackle in the state of Pennsylvania by Scout.com... Selected to the US National Under-19 football team... Chose Miami over Boston College and Northwestern.



98
DIEGO MARQUEZ

K • 6-1 • 200 • R-Sr.
Loma Linda, Calif. (Redlands)

2016 (Redshirt Junior): Did not see any game action, member of practice squad.

Prior to Miami: Ranked No. 10 in the 2016 class by Chris Sailer Kicking...Picked Miami over offers from USC, Fresno State, Memphis and Georgia State...Spent two seasons at Division III California Lutheran (2013-2014)...Was 38-of-41 in extra points, had a 60.2 yard kickoff average and 11 touchbacks in his two seasons...Following his sophomore season at California Lutheran, he elected to transfer to Crafton Hills College, but had to sit out the 2015 season in order to satisfy transfer rules.

High School: Served as the starting kicker for two seasons at Redlands High School...Earned special teams player of the week

honors as a senior in 2012...Earned All-City honors following the year...Was a three sport scholar athlete in soccer, track and field and football.



90
TYREIC MARTIN

DL • 6-3 • 280 • R-Fr.
Lanett, Ala. (Valley)

2016 (True Freshman): Did not see any game action, redshirted to retain eligibility.

High School: Rated three-star recruit and 51st-best strong-side defensive end by 247Sports...Earned three-star ranking from ESPN and Rivals...Rated as 28th-best player in state of Alabama...Finished prep career with 79 total tackles and 12 sacks...Chose Miami over scholarship offers from Missouri, South Carolina, Louisville and Kentucky.



27
RYAN MAYES

DB • 6-1 • 190 • R-Jr.
Miami, Fla. (Miami Northwestern)

2016 (Redshirt Sophomore): Played in 11 games, serving mainly on special teams...Totalled three tackles (one solo)...Saw action in season opener against Florida A&M (Sept. 3) and recovered blocked punt...Saw action against FAU (Sept. 10)...Made one tackle in action at Appalachian State (Sept. 17)...Recorded one tackle at Virginia Tech (Oct. 20)...Had one tackle at Notre Dame (Oct. 29)...Saw action against Pittsburgh (Nov. 5) and at Virginia (Nov. 12)...Competed in regular season finale win over Duke (Nov. 26)...Saw action in Russell Athletic Bowl victory over West Virginia (Dec. 28).

2015 (Redshirt Freshman): Saw action largely on special teams.

2014 (True Freshman): Did not see any game action, redshirted to retain eligibility.

High School: Enrolled in January 2014...Recorded 25 tackles, 2.0 tackles for loss, one interception, two fumble recoveries, three PBU's as senior for Northwestern...Also added TD and blocked extra point...Coached by Stephen Field at Miami Northwestern.



31
MALIK MAYWEATHER

WR • 6-0 • 186 • R-Jr.
Olive Branch, Miss. (East Mississippi CC / Olive Branch)

2016 (Redshirt Sophomore): Played in one game...Saw action in season opener against Florida A&M (Sept. 3).

High School: Rated top-5 player in Mississippi by National Underclassmen and best receiver in state...Named to Commercial Appeal "Best of Preps"...First-team all-district, first-team All-Region 6A as senior...Recorded 781 yards and five TDs on 41 catches during senior season...Led Olive Branch HS to 2011 Class 6A Mississippi State Championship and 15-0 record...Coached by Scott Samsuel...

Was all-region performer in baseball as sophomore...Hit over .500 in 2012 Mississippi 6A State playoffs.



53
ZACH McCLOUD

LB • 6-2 • 230 • Soph.
Lantana, Fla. (Santaluces)

2016 (True Freshman): Delivered impressive freshman season, starting 11 of 13 games at linebacker and finishing with 37 tackles (18 solo)...Added 3.5 tackles for loss (four yards), two pass breakups and four quarterback hurries...Had one blocked kick...Started season opener and made career debut against Florida A&M (Sept. 3), recording one solo tackle...Totalled three tackles (all solo) and first career TFL (one yard) against FAU (Sept. 10)...Made second start of career and recorded three tackles in road win at Appalachian State (Sept. 17)...Started against Georgia Tech (Oct. 1)...Totalled three tackles in start against Florida State (Oct. 8)...Started and recorded two solo tackles against North Carolina (Oct. 15)...Registered five tackles in start at Virginia Tech (Oct. 20)...Recorded first quarterback hurry of career against Hokies...Had one solo tackle and credited with first blocked punt of career in start at Notre Dame (Oct. 29)...Started and totalled three tackles (one solo), 0.5 TFLs and one PBU in win over Pittsburgh (Nov. 5)...Credited with three quarterback hurries against Panthers...Started and had one tackle in win at Virginia (Nov. 12)...Totalled three tackles (one solo) in start at NC State (Nov. 19)...Started and recorded career-high six tackles (two solo) in regular season finale win over Duke (Nov. 26)...Matched career mark with six tackles (one solo), 1.0 TFL (two yards) and one PBU in Russell Athletic Bowl victory over West Virginia (Dec. 28).

High School: Four-star outside linebacker according to ESPN and 247Sports...Three-star prospect by Rivals and Scout...Enrolled in January 2016...Ranked No. 172 player on ESPN300 and No. 11 outside linebacker nationwide by ESPN...Ranked No. 19 outside linebacker in nation by 247Sports...Rated as second-best outside linebacker in state of Florida and No. 26 outside linebacker nationwide by Scout...Named to watch list for high school Butkus Award prior to final season at Santaluces...Earned first-team *Sun Sentinel* All-County recognition in final year...Ranked No. 9 prospect on *Sun Sentinel* Megaboard, rating top players in Broward and Palm Beach...Chose Miami over offers from Auburn, Alabama, Florida, Florida State, Georgia, Louisville, North Carolina and South Carolina, among others.

McCLOUD CAREER STATISTICS

DEFENSE

YEAR	GP-GS	UT	AT	TT	TFL/Y	SACK	FF/FR	PBU	INT-Y
2016	13-11	18	19	37	3.5-2	0.0-0	0/0	1	0-0

STUDENT-ATHLETES



23
TERRY McCRAY

LB • 6-3 • 238 • R-Jr.
Pompano Beach, Fla. (Blanche Ely)

2016 (Redshirt Sophomore): Played in five games...Totaled four tackles (three solo)...Registered a pair of solo stops in the Hurricanes win at Appalachian State...Made one solo tackle at Virginia.

2015 (Redshirt Freshman): Totaled five tackles in two games...Made career debut in season opener vs. Bethune-Cookman and tied for second on team with four total tackles (two solo).

2014 (True Freshman): Did not see any game action, redshirted to retain eligibility.

High School: First-team All-Broward as senior by *Miami Herald*...Third-team All-Broward as junior...Second-team Class 7A All-State selection...Tallied 89 solo tackles, 20 tackles for loss and 13 sacks as junior in 2012...Had 110 total tackles and 19 sacks as senior in 2013... Coached by Charles Hafley at Blanche Ely.

McCRAY CAREER STATISTICS

DEFENSE

YEAR	GP-GS	UT	AT	TT	TFL/Y	SACK	FF/FR	PBU	INT-Y
2016	4-0	3	1	4	0.0-0	0.0-0	0/0	0	0-0
2015	2-0	3	2	5	0.0-0	0.0-0	0/0	0	0-0
Career	6-0	6	3	9	0.0-0	0.0-0	0/0	0	0-0



52
Kc McDERMOTT

OL • 6-7 • 300 • Sr.
Wellington, Fla. (Palm Beach Central)

2016 (Junior): Served as starting offensive lineman for all 13 games - nine at left guard and final four at left tackle...Offense averaged 425.9 yards per game...Started season opener against Florida A&M (Sept. 3) at left guard, helping lead offense to 373 rushing yards and 523 total yards of offense...Made second straight start of season at left guard against FAU (Sept. 10) and helped lead offense to 470-yard performance, including 279 rushing yards...Started at left guard in road win at Appalachian State (Sept. 17), guiding offense to 549 total yards...Made fourth straight start of season at left guard in road win at Georgia Tech (Oct. 1)...Started at left guard against Florida State (Oct. 8)...Started at left guard and helped lead Miami to 363 yards against North Carolina (Oct. 15)...Made seventh start of season at left guard at Virginia Tech (Oct. 20)...Started at left guard at Notre Dame (Oct. 29)...Helped lead offense to 534-yard performance in win over Pittsburgh with start at left guard (Nov. 5)...Made first start of career at left tackle in win at Virginia (Nov. 12), helping lead offense to 450-yard performance, including 222 rushing yards...Made second straight start at left tackle in win at NC State (Nov. 19), guiding Miami to 415 total yards of offense...Started third straight game at left tackle in regular season finale win over Duke (Nov. 26), helping lead offense to 568-yard performance...Started at left tackle in Russell Athletic Bowl victory over West Virginia (Dec. 28), leading offense to 363 total yards and 31 points.

2015 (Sophomore): Started final eight games of season - six at left guard and two at right tackle...Helped lead team to No. 29 national ranking in passing offense (277.4 yards)...Offensive line was eighth nationally in fewest tackles for loss allowed (4.31 average)... Team tied for third-fewest sacks allowed of any team in ACC (15)... Miami's offense scored an average of 27.8 points per game...Helped the Hurricanes surpass 400 yards of total offense in six games and two games with over 500 yards of total offense.

2014 (True Freshman): Enrolled in January 2014...Participated in spring drills...Made career debut against FAMU...Saw action against Arkansas State...Played against Nebraska, mainly on special teams.

High School: 2014 All-American selection by 247Sports... Younger brother of Tyler McDermott (Colorado State) and Shane McDermott (Miami)...Invited to "The Opening," all-star summer prospect camp...2014 Under Armour All-American Game selection... Coached by Rod Harris...Chose Miami over offers from Notre Dame, Alabama, Florida State, Florida, Ohio State, Auburn, Michigan, Michigan State, Wisconsin and Oklahoma.



80
RJ McINTOSH

DL • 6-4 • 293 • Jr.
Ft. Lauderdale, Fla. (Cardinal Gibbons)

2016 (Sophomore): Made first career start in season opener against Florida A&M (Sept. 3) and led all players with career-best eight total tackles (six solo)...Added 2.0 TFLs against Rattlers...Made three tackles (two solo) and added 1.5 TFLs in start vs. FAU (Sept. 10)...Blocked Owls' first punt attempt of game on opening drive... Started against Appalachian State (Sept. 17) and totaled three tackles...Had one tackle and 0.5 TFLs in start against Georgia Tech (Oct. 1)...Totaled four tackles (two solo) and one PBU in start against Florida State (Oct. 8)...Started and registered six tackles (three solo) against North Carolina (Oct. 15)...Totaled three tackles and one sack in start at Virginia Tech (Oct. 20)...Recorded five solo tackles in start at Notre Dame (Oct. 29)...Started and had two tackles and 1.5 TFLs (seven yards) in win over Pittsburgh (Nov. 5)...Totaled two tackles and 0.5 TFLs in start at Virginia (Nov. 12)...Recorded a pair of solo tackles in win at NC State (Nov. 19)...Started and totaled three tackles (one solo) in regular season finale win over Duke (Nov. 26).

2015 (True Freshman): Saw action in five games and totaled three tackles...Also had 0.5 TFLs...Had two solo tackles in career debut vs. Bethune-Cookman (Sept. 5).

High School: Received a three-star ranking from Rivals, Scout and 247Sports...Earned First Team All-County honors from the *Sun-Sentinel* as a senior...Tabbed as the seventh-best defensive end in the state of Florida...Ranked as the nation's 40th-best defensive end...He took snaps at quarterback and also played on the basketball team for the Chiefs... Tallied 70 tackles, 12 sacks, two forced fumbles and a fumble recovery... Chose Miami over offers from Clemson, Florida and Georgia Tech.

McINTOSH CAREER STATISTICS

DEFENSE

YEAR	GP-GS	UT	AT	TT	TFL/Y	SACK	FF/FR	PBU	INT-Y
2016	12-2	24	18	42	8.5-30	2.0-7	0/0	2	0-0
2015	5-0	2	2	4	1.0-2	0.5-2	0/0	0	0-0
Career	17-12	26	20	46	9.5-32	2.5-9	0/0	2	0-0



79
BAR MILO

OL • 6-6 • 298 • R-Soph.
West Hills, Calif. (Chaminade Prep)

2016 (Redshirt Freshman): Served as member of practice squad...Saw action in season opener against Florida A&M (Sept. 3).

2015 (True Freshman): Did not see any game action, redshirted to retain eligibility...Member of practice squad.

High School: Consensus four-star recruit by 247Sports, Rivals, Scout and ESPN...Teammate of former Miami starting quarterback Brad Kaaya in high school... Rated as the fifth-best offensive lineman in the state of California by Scout...Recognized as an ESPN300 prospect...Earned Fox Sports West All-Conference honors the CIF-South Section following his senior season...Was a key member of of Chaminade's CIF state championship squad in 2013 as a junior... Played on both the offensive and defensive side of the ball...Also played on Chaminade's basketball team...Chose Miami over Arizona State, California, Nebraska and Washington.



95
ANTHONY MOTEN

DL • 6-4 • 315 • Sr.
Ft. Lauderdale, Fla. (St. Thomas Aquinas)

2016 (Junior): Saw action in 11 games and totaled six tackles (two solo)...Had 0.5 tackles for loss (one yard)...Made season debut in road win at Appalachian State (Sept. 17)...Totaled one tackle and 0.5 TFLs (1 yard) in win over Mountaineers...Saw action against Georgia Tech (Oct. 1) and Florida State (Oct. 8)...Had one tackle against North Carolina (Oct. 15)...Saw action against Virginia Tech (Oct. 20) and at Notre Dame (Oct. 29)...Had one tackle against Pittsburgh (Nov. 5)...Added one tackle in win at Virginia (Nov. 12)...Saw action at NC State (Nov. 19) and in regular season finale win over Duke (Nov. 26)...Had a pair of tackles in Russell Athletic Bowl victory over West Virginia (Dec. 28).

2015 (Sophomore): Saw action in 12 games and made four starts...Totaled 15 tackles (five solo) and 2.0 TFLs...Had 1.5 sacks and credited with two quarterback hurries...Made first start of career at FAU (Sept. 11)...Recorded two solo tackles and first sack of career (two yards) vs. Nebraska (Sept. 19)...Totaled three tackles and 0.5 TFLs in start at Cincinnati (Oct. 1)...Saw action in the Hyundai Sun Bowl (Dec. 26) against Washington State.

2014 (True Freshman): Saw action in 10 games and totaled two tackles...Made career debut against FAMU, did not record any stats... Had first career tackle against Duke...Added one tackle against Cincinnati...Saw action against North Carolina.

High School: Invited to "The Opening," an all-star summer prospect camp...Played in Semper Fidelis All-American Bowl... Third-team Class 7A All-State...Named first-team All-Broward by *Miami Herald*...Tallied 40 tackles, 12 tackles for loss and six sacks as senior...Coached by Rocco Casullo at St. Thomas Aquinas...Compiled 30 tackles and four sacks as junior.

MOTEN CAREER STATISTICS

DEFENSE

YEAR	GP-GS	UT	AT	TT	TFL/Y	SACK	FF/FR	PBU	INT-Y
2016	11-0	2	4	6	0.5-1	0.0-0	0/0	0	0-0
2015	12-4	5	10	15	2.0-7	1.5-4	0/0	0	0-0
2014	10-0	1	1	2	0.0-0	0.0-0	0/0	0	0-0
Career	33-4	8	13	21	2.5-8	1.5-4	0/0	0	0-0



84
DIONTE MULLINS

WR • 5-10 • 200 • Soph.
Homestead, Fla. (Gulliver Prep)

2016 (True Freshman): Served as member of practice squad...Saw action in season opener vs. Florida A&M (Sept. 3).

High School: Rated as a four-star prospect by ESPN, 247Sports and Rivals...Ranked as the 11th-best wide receiver, the 19th-best player in the state of Florida and ranked No. 92 in the ESPN300 ratings... Competed in the 2016 Under Armour All-America Bowl and hauled in a highlight reel catch for a 24-yard touchdown...Helped guide Gulliver Prep to the FHSAA 4A State Playoffs...Finished his prep career with over 1,000 yards receiving and 11 receiving touchdowns...Chose Miami over scholarship offers from Alabama, Auburn and Clemson.



61
JACOB MUNOZ

LS • 5-11 • 200 • R-Fr.
Atlanta, Ga. (Mount Vernon)

2016 (True Freshman): Did not see any game action, member of practice squad.

High School: Had second-best average 15-yard snap time (.62) at Rubio Long Snapping's Vegas XXV camp in January 2015...Ranked No. 19 long snapper in Rubio Long Snapping rankings for 2016...Was named MVP long snapper at Football University training camp in Coral Springs, Fla.



32
TYLER MURPHY

DB • 5-8 • 175 • R-So.
Lawrenceville, Ga. (Peachtree Ridge)

2016 (Redshirt Freshman): Did not see any game action, member of practice squad.

2015 (True Freshman): Did not see any game action, redshirted to retain eligibility.

High School: Three-year varsity letterwinner...Played safety and corner...Helped his team to three straight state playoff appearances... Played with nine players that were offered Division I scholarships.



83
EVIDENCE NJOKU

WR • 6-6 • 196 • Fr.
Cedar Grove, N.J. (Wayne Hills)

High School: Consensus three-star prospect by 247Sports, ESPN, Rivals and Scout...One of the top recruits in the state of New Jersey, ranking No. 10 according to ESPN...Spent three season at Cedar Grove High School before transferring to Wayne Hills as a senior...Caught 18 pass for 306 yards and five touchdowns as a junior at Cedar Grove...Also excelled on kickoff returns Cedar Grove as he accumulated 350 yards and four additional touchdowns during his junior season... Finished his senior season with over 400 yards receiving and eight touchdowns...Coached by Wayne Demikoff at Wayne Hills...Younger brother of former Hurricane tight end David Njoku...Chose Miami over offers from Boston College, Georgia, Illinois, Missouri, Oregon and Penn State among others.



7
KENDRICK NORTON

DL • 6-3 • 312 • Jr.
Jacksonville, Fla. (Trinity Christian)

2016 ALL-ACC, THIRD TEAM (Coaches)

2016 (Sophomore): Started all 13 games on defensive line in second season and served as one of Miami's top defensive playmakers...Earned third-team All-ACC honors from ACC coaches... Ranked seventh on team and second among defensive linemen with 39 total tackles (21 solo)...Tied for third on team with 10.0 tackles for loss totaling 24 yards...Had 2.0 sacks (seven yards), one fumble recovery and one forced fumble...Made first career start in season opener against Florida A&M (Sept. 3) and totaled three tackles... Recorded 1.5 TFLs against Rattlers totaling three yards...Had two solo tackles and 1.0 TFL in start vs. FAU (Sept. 10)...Had five-tackle performance in start at Appalachian State (Sept. 17)...Added 2.0 TFLs (6 yards) against Mountaineers...Started and totaled two tackles in win at Georgia Tech (Oct. 1)...Totaled three tackles (all solo), 1.0 TFL and one quarterback hurry in start against Florida State (Oct. 8)... Recorded three tackles in start against North Carolina (Oct. 15)... Started and delivered dominant performance against Virginia Tech, totaling career-high six tackles (four solo), 2.0 TFLs (two yards) and one sack...Started at Notre Dame (Oct. 29) and totaled two tackles... Totaled five tackles (two solo), 1.0 TFL (four yards) and one forced fumble in dominant start against Pittsburgh (Nov. 5)...Started and had one tackle and 0.5 TFL (one yard) in win at Virginia (Nov. 12)... Started at NC State (Nov. 19)...Started regular season finale win over Duke (Nov. 26) and finished with four tackles (one solo) and six-yard sack...Started and had two tackles and first fumble recovery of career in Russell Athletic Bowl victory over West Virginia (Dec. 28).

2015 (True Freshman): Saw action in 12 games in first season and totaled 19 tackles...Made career debut in season opener vs. Bethune-Cookman (Sept. 5) and totaled one tackle - a seven-yard sack...Added two tackles (one solo) in action vs. FAU (Sept. 11)...Had one tackle vs. Nebraska (Sept. 19)...Recorded two tackles (one solo) at Cincinnati (Oct. 1)...Saw action at Florida State (Oct. 10)...Had two total tackles against Virginia Tech (Oct. 17)...Had two tackles and 0.5 TFLs vs. Clemson (Oct. 24)...Played vs. Duke (Oct. 31)...Added one

solo tackle against Virginia (Nov. 7)...Set career high with three solo tackles at North Carolina (Nov. 14)...Recorded two tackles in home finale vs. Georgia Tech (Nov. 21)...Had two tackles in regular season finale at Pittsburgh (Nov. 27)...Tallied one tackle in the Hyundai Sun Bowl (Dec. 26) against Washington State.

High School: Ranked as four-star defensive tackle prospect by ESPN...Three-star ranking from 247Sports, Rivals and Scout...2015 Under Armour All-American Game selection...Ranked No. 168 on 2015 ESPN300 and No. 31 player in state of Florida...Rated by Rivals as No. 26 defensive tackle and No. 33 player in state of Florida regardless of position...Named to Class 3A All-State football team... Recruited to play defensive tackle, but played both sides of line with Conquerors...Chose Miami over Ole Miss, Auburn, North Carolina and Florida.

NORTON CAREER STATISTICS

DEFENSE

YEAR	GP-GS	UT	AT	TT	TFL/Y	SACK	FF/FR	PBU	INT-Y
2016	13-13	21	18	39	10.0-24	2.0-7	1/1	0	0-0
2015	12-0	10	9	19	1.5-8	1.0-7	0/0	0	0-0
Career	25-13	31	27	58	11.5-32	3.0-14	1/1	0	0-0



58
DARRION OWENS

LB • 6-3 • 240 • R-Jr.
Orange Park, Fla. (Oakleaf)

2016 (Redshirt Sophomore): Played in 12 of 13 games and finished with 17 tackles (eight solo)...Had 2.0 tackles for loss (four yards), one fumble recovery and one pass breakup...Made return to field after injury-shortened 2015 season against FAU (Sept. 10) and totaled two solo tackles...Saw action in road win at Appalachian State (Sept. 17)...Saw action against Georgia Tech (Oct. 1)...Recorded two solo tackles against Florida State (Oct. 8)...Had one tackle against North Carolina (Oct. 15)...Totaled three tackles and 1.5 TFLs against Virginia Tech (Oct. 20)...Had three tackles (two solo) at Notre Dame (Oct. 29)...Added two tackles and one PBU against Pittsburgh (Nov. 5)...Recorded first fumble recovery of career in win at Virginia (Nov. 12)...Had one tackle in win at NC State (Nov. 19)... Added one solo tackle in regular season finale win over Duke (Nov. 26)...Had two tackles and half-sack (three yards) in Russell Athletic Bowl victory over West Virginia (Dec. 28).

2015 (Sophomore): Projected starter who suffered season-ending knee injury in second week of season...Made first start of career in season opener vs. Bethune-Cookman (Sept. 5) and registered two solo tackles and first career TFL (1.0)...Registered two tackles at FAU (Sept 11) before being removed in first quarter with season-ending knee injury.

2014 (True Freshman): Served as one of team's main linebackers in first season, seeing action in 12 games and totaling 23 tackles...Made career debut in season opener at Louisville, did not record any stats...Saw action against FAMU...Played against Arkansas State...Collected first career tackles against Nebraska, totaling team-high seven takedowns...Added two tackles against Duke...Saw action against Georgia Tech...Played against Virginia Tech...Added two tackles against North Carolina...Had one tackle against Florida State...Saw action against Virginia...Had two tackles in action against Pittsburgh.

High School: Enrolled in January 2014 ...Semper Fidelis All-American...Second-team All-First Coast selection as junior and


senior...Recorded 101 tackles, six PBUs, two interceptions and two forced fumbles as junior in 2012...Added 89 tackles, two interceptions and blocked kick as senior in 2013...Coached by Derrick Chipoletti at Oakleaf...Chose Miami over Auburn and Georgia.

OWENS CAREER STATISTICS

DEFENSE

YEAR	GP-GS	UT	AT	TT	TFL/Y	SACK	FF/FR	PBU	INT-Y
2016	12-0	8	9	17	2.0-1	0.5-3	0/1	1	0-0
2015	2-1	2	2	4	1.0-1	0.0-0	0/0	1	0-0
2014	12-0	11	12	23	0.0-0	0.0-0	0/0	1	0-0
Career	26-1	21	23	44	3.0-2	0.5-3	0/0	3	0-0


STUDENT-ATHLETES



41
MICHAEL PARROTT

FB • 5-11 • 240 • Fr.
Canton, N.C. (Alabama / Pisgah)

Prior to Miami: Transferred to Miami after spending the 2017 spring semester at Alabama...Three-time All-Western North Carolina Athletic Conference selection...Rushed for a career-high 1,244 yards and eight touchdowns as a senior in 2016...Had 390 rushing yards and six touchdowns as a junior.



19
SCOTT PATCHAN

DL • 6-6 • 240 • R-Soph.
Bradenton, Fla. (IMG Academy)

2016 (Redshirt Freshman): Saw action in one game as he battled injuries throughout the season...Made career debut against Florida State (Oct. 8).

2015 (True Freshman): Did not see any game action, redshirted to retain eligibility.

High School: Earned a four-star rating from ESPN and Rivals.com...Rated as the 19th-best defensive end in country by Rivals...As a junior in 2013, totaled 8.5 sacks, 56 tackles, and 24 tackles for loss...Saw limited action during the 2014 campaign after sustaining a season-ending injury in the first game of his senior season...Comes from a loaded football family, as his father, Matt, played for Miami, winning national titles with the Canes in 1983 and 1987...His older brother, Matt, played for Florida and Boston College...Choose Miami over offers from Florida State, Nebraska, Notre Dame, Ohio State, Penn State and UCLA.

PATCHAN CAREER STATISTICS

DEFENSE

YEAR	GP-GS	UT	AT	TT	TFL/Y	SACK	FF/FR	PBU	INT-Y
2016	1-0	0	0	0	0.0-0	0.0-0	0/0	0	0-0



34
CHARLES PERRY

LB • 6-1 • 230 • Jr.
West Palm Beach, Fla. (Royal Palm Beach)

2016 (Sophomore): Played in 12 games and totaled 12 tackles (four solo)...Finished with one forced fumble...Saw action in season opener against Florida A&M (Sept. 3) and recorded one tackle...Saw action against FAU (Sept. 10)...Totalled two tackles in action vs. Appalachian State (Sept. 17)...Had one solo tackle in road win at Georgia Tech (Oct. 1)...Saw action against Florida State (Oct. 8)...Recorded two tackles against North Carolina (Oct. 15)...Had one tackle against Virginia Tech (Oct. 20)...Credited with three tackles and first forced fumble of career at Notre Dame (Oct. 29)...Had one tackle in win over Pittsburgh (Nov. 5)...Recorded one tackle in win at Virginia (Nov. 12)...Saw action in regular season finale win over Duke (Nov. 26)...Saw action in Russell Athletic Bowl victory over West Virginia (Dec. 28).


2015 (True Freshman): Saw action in nine games, largely on special teams...Played increasing snaps as season progressed...Totalled two tackles...Made career debut vs. Bethune-Cookman (Sept. 5)...Had first tackle of career in action vs. Nebraska (Sept. 19)...Played against Clemson (Oct. 24)...Saw time against Virginia (Nov. 7)...Had one tackle at North Carolina (Nov. 14)...Saw action against Georgia Tech (Nov. 21) and Pittsburgh (Nov. 27)...Saw action in the Hyundai Sun Bowl (Dec. 26) against Washington State.

High School: Earned a four-star rating by ESPN...Rated as a Top 300 college prospect by ESPN...Ranked as the 31st-best linebacker in the country by 247Sports...Received a three-star ranking by Rivals.com...Excelled on both sides of the ball, seeing action as a running back and linebacker...Selected First Team All-County by the *Sun-Sentinel* after he tallied 60 tackles, four sacks and 849 yards rushing as a senior.

C. PERRY CAREER STATISTICS

DEFENSE

YEAR	GP-GS	UT	AT	TT	TFL/Y	SACK	FF/FR	PBU	INT-Y
2016	12-0	4	8	12	0.0-0	0.0-0	1/0	0	0-0
2015	9-0	1	1	2	0.0-0	0.0-0	0/0	0	0-0
Career	21-0	5	9	14	0.0-0	0.0-0	1/0	0	0-0



5
N'KOSI PERRY

QB • 6-4 • 185 • Fr.
Ocala, Fla. (Vanguard)

High School: Widely regarded as one of the most dangerous dual-threat quarterbacks in the nation...Consensus four-star quarterback by 247Sports, ESPN, Rivals and Scout...Rated as the sixth-best quarterback according to 247Sports...Comes to Miami ranked No. 29 in the state of Florida by 247Sports...Ranked No. 84 in the final ESPN300 rankings...Earned a Top 300 PrepStar All-America ranking...Received FHSAA 6A Player of the Year honors...Helped guide Vanguard to an impressive 10-2 overall record during his senior season...Totalled 24 touchdowns and completed 64

percent of his passes during his senior season...Scored 43 total touchdowns with 11 coming on the ground during his junior season... Threw for over 2,000 yards during his junior campaign...Coached by Edwin Farmer at Vanguard High School...Chose Miami over offers from Auburn, Georgia, Tennessee, Florida State and West Virginia.



56
MICHAEL PINCKNEY

LB • 6-1 • 228 • Soph.
Jacksonville, Fla. (Raines)

2016 FRESHMAN ALL-AMERICA (ESPN, Athlon, Campus Insiders)


2016 (True Freshman): Delivered dominant freshman season, starting all 13 games and finishing with 61 tackles (33 solo)...Earned Freshman All-America recognition from ESPN, Athlon and Campus Insiders...Totalled 7.5 tackles for loss (29 yards) and 2.5 sacks (19 yards)...Added two pass breakups, two quarterback hurries and one interception...Started and made career debut in season opener against Florida A&M (Sept. 3) and totaled three tackles (two solo)... Led team and tied for game high with nine tackles (six solo) in start vs. FAU (Sept. 10)...Added first 1.5 sacks of career vs. Owls...Started and totaled four tackles in road win at Appalachian State (Sept. 17)... Dominant start against Georgia Tech (Oct. 1) included four tackles (three solo), one sack (eight yards) and first career interception... Added one PBU against Yellow Jackets...Credited with five tackles (four solo), 1.0 TFLs and one PBU against Florida State (Oct. 8)... Totalled six tackles (two solo) and added 1.0 TFLs (two yards) in start against North Carolina (Oct. 15)...Recorded four tackles (three solo) in start at Virginia Tech...Had three solo tackles and 1.0 TFL (one yard) in start at Notre Dame (Oct. 29)...Started and had two tackles and 0.5 TFL in win over Pittsburgh (Nov. 5)...Added four tackles in start at Virginia (Nov. 12)...Started and totaled six tackles (four solo) in win at NC State (Nov. 19)...Totalled seven tackles (one solo) in regular season finale win over Duke (Nov. 26)...Started and finished with four tackles (three solo) and 1.0 TFL (three yards) in Russell Athletic Bowl victory over West Virginia (Dec. 28).

High School: Consensus three-star prospect by ESPN, Rivals, 247Sports and Scout...Enrolled in January 2016...19th-best inside linebacker in nation according to 247Sports...Rated No. 20 inside linebacker nationwide by both ESPN and Rivals...Ranked fifth-best inside linebacker in state of Florida by Scout...Named to Florida Times-Union's Super 24, recognizing top players in region...Two-time All-First Coast selection by Times-Union...Had 85 tackles, 10 tackles for loss, eight sacks and one interception in final season at Raines...Chose Miami over offers from Arkansas, Florida, Louisville, LSU, Nebraska and South Carolina, among others.

PINCKNEY CAREER STATISTICS

DEFENSE

YEAR	GP-GS	UT	AT	TT	TFL/Y	SACK	FF/FR	PBU	INT-Y
2016	13-13	33	28	61	7.5-29	2.5-19	0/0	2	1-2



88
BRIAN POLENEV

TE • 6-6 • 230 • Fr.
Denton, Texas (Guyer)


High School: Consensus three-star tight end prospect by 247Sports, ESPN, Rivals and Scout...Ranked No. 11 tight end nationwide by ESPN...Ranked No. 20 tight end in 247Sports' Composite Rankings...Rated No. 27 tight end by Rivals...Born in Eugene, Ore., and grew up in state of Washington...Finished junior year with nine receptions for 117 yards and two touchdowns... Coached by John Walsh at Guyer...Chose Miami over offers from Arkansas, Colorado, Houston and Michigan, among others.



45
JACK POPE

FB • 6-2 • 248 • Jr.
Rochester, N.Y. (Buffalo Erie CC/ Livonia)

Prior to Miami: Played both sides of the ball in high school... Registered 290 yards receiving, 95 tackles, 16 receptions, four forced fumbles, three touchdowns and one interception during his senior year...Earned First Team All-State honors as a senior...Served as the team captain of the football, basketball and lacrosse teams as a senior...Spent the 2015 and 2016 seasons at Eric Community College...Registered 24 sacks in 20 career games...Voted as a team captain in both his freshman and sophomore seasons...Received NJCAA All-America honors in 2016...Was selected as the team's Defensive Player of the Year.



55
SHAQUILLE QUARTERMAN

LB • 6-1 • 240 • Soph.
Orange Park, Fla. (Oakleaf)

2016 FRESHMAN ALL-AMERICA (ESPN, 247Sports, Athlon, Pro Football Focus, Campus Insiders)

2016 ALL-ACC, THIRD TEAM (Coaches)

2016 ALL-ACC, HONORABLE MENTION (ACSM A)

2016 (True Freshman): Delivered dominant freshman season, starting all 13 games and finishing second on team with 84 tackles (43 solo)...Earned Freshman All-America recognition from ESPN, Pro Football Focus and 247Sports...Third-team All-ACC selection by ACC coaches and Honorable Mention All-ACC recognition from Atlantic Coast Sports Media Association (ACSM A)...Ranked third on team with 10.0 tackles for loss (39 yards) and finished with 3.5 sacks... Had team-best eight quarterback hurries...Added one pass breakup and scored one defensive touchdown on fumble recovery...Started in career debut against Florida A&M (Sept. 3) and ranked second on team with seven tackles (five solo)...Added 2.5 TFLs totaling two yards against Rattlers...Started and had three tackles (two solo) and 0.5 TFLs (two yards) against FAU (Sept. 10)...Recorded two tackles,

STUDENT-ATHLETES

including 0.5 TFLs (1 yard), in start at Appalachian State (Sept. 17)... Dominant start against Georgia Tech (Oct. 1) included first career touchdown on 17-yard fumble return...Second on team with eight tackles (five solo) against Yellow Jackets and added 1.0 TFL (three yards)...Totalled four tackles (three solo) in start against Florida State (Oct. 8)...Started and totaled career-high 11 tackles (six solo) and added 1.0 TFLs (three yards) against North Carolina (Oct. 15)... Ranked second on team with eight tackles (two solo) in start against Virginia Tech (Oct. 20)...Had 11-yard tackle for loss against Hokies... Led Miami with eight tackles (five solo) and added one sack (five yards) and one quarterback hurry in start at Notre Dame (Oct. 29)... Had five tackles and credited with two quarterback hurries in start vs. Pittsburgh (Nov. 5)...Started and recorded five tackles, 1.5 TFLs (three yards) and one sack (three yards) in win at Virginia (Nov. 12)... Started and ranked second with eight tackles (seven solo) in win at NC State (Nov. 19)...Tied for second on team with 10 tackles (four solo) and credited with one PBU and two quarterback hurries in regular season finale win over Duke (Nov. 26)...Started and totaled five tackles (three solo) and 1.0 sack (nine yards) in Russell Athletic Bowl victory over West Virginia (Dec. 28).

High School: Consensus four-star prospect by ESPN, Rivals, 247Sports and Scout...U.S. Army All-America Bowl selection... Enrolled in January 2016...Was rated as a top-10 inside linebacker nationwide by every major scouting service: No. 3 inside linebacker by ESPN, No. 4 by Rivals, No. 7 by 247Sports and No. 8 by Scout... No. 74 overall prospect regardless of position by Rivals...Ranked No. 98 on ESPN300...Rated No. 108 overall prospect regardless of position by 247Sports...Had 101 tackles senior year at Oakleaf and 137 tackles junior season...Earned Florida Times-Union Defensive Player of the Year honors in final year...Recorded eye-popping totals of 412 tackles, 23.5 TFLs, six sacks, two interceptions, four forced fumbles, four fumble recoveries and eight PBUs over four-year varsity career...Chose Miami over offers from Alabama, Auburn, Florida, Georgia, Michigan, Michigan State, Ohio State and Penn State, among others.

QUARTERMAN CAREER STATISTICS

DEFENSE

YEAR	GP-GS	UT	AT	TT	TFL/Y	SACK	FF/FR	PBU	INT-Y
2016	13-13	43	41	84	10.0-39	3.5-18	0/1	1	0-0



22

SHELDRIK REDWINE

DB • 6-1 • 195 • Jr.
Miami, Fla. (Miami Killian)

2016 (Sophomore): Played in 12 games and made five starts... Totalled 28 tackles (18 solo)...Forced one fumble and had two pass breakups...Saw action in season opener against Florida A&M (Sept. 3) and totaled two solo tackles...Made first career start against FAU (Sept. 10), recording one tackle and one PBU...Made second start of career against Appalachian State (Sept. 17) and totaled three tackles (two solo)...Added one PBU in road win over Mountaineers...Had two tackles in start at Georgia Tech (Oct. 1)...Registered career-high six tackles (four solo) in start against Florida State (Oct. 8)...Totalled two tackles (one solo) in start against North Carolina (Oct. 15)...Had three tackles (one solo) against Pittsburgh (Nov. 5)...Ranked second on team with seven tackles (five solo) in win at Virginia (Nov. 12)... Added first forced fumble of career against Cavaliers...Saw action at NC State (Nov. 19)...Had two tackles (one solo) in regular season

finale win over Duke (Nov. 26)...Saw action in Russell Athletic Bowl victory over West Virginia (Dec. 28).

2015 (True Freshman): Among team's top special teams contributors as true freshman...Had 13 total tackles (eight solo)... Saw increased snaps in secondary as season progressed...Made career debut in season opener vs. Bethune-Cookman (Sept. 5)... Recorded first two tackles of career at FAU (Sept. 11)...Saw action vs. Nebraska (Sept. 19), largely on special teams...Played on special teams against Cincinnati (Oct. 1)...Saw action vs. Florida State (Oct. 10)...Had three tackles (two solo) in action vs. Virginia Tech (Oct. 17)...Saw action vs. Clemson (Oct. 24) and at Duke (Oct. 31), largely on special teams...Had career-high four tackles (all solo) in action vs. Virginia (Nov. 7)...Added one tackle at North Carolina (Nov. 14)... Totalled one solo tackle vs. Georgia Tech (Nov. 21)...Had one tackle in regular season finale at Pittsburgh (Nov. 27).

High School: Rated as the No. 43 cornerback nationally and No. 56 senior in the state of Florida by 247Sports...As a senior, he totaled 33 tackles and seven interceptions, including one he returned for a touchdown...Was teammates with fellow Miami junior Jaquan Johnson...Chose Miami over Arkansas, Louisville, Kentucky, USF, Illinois, Indiana and Minnesota.

REDWINE CAREER STATISTICS

DEFENSE

YEAR	GP-GS	UT	AT	TT	TFL/Y	SACK	FF/FR	PBU	INT-Y
2016	12-5	18	10	28	0.0-0	0.0-0	1/0	2	0-0
2015	12-0	9	5	14	0.0-0	0.0-0	0/0	0	0-0
Career	24-5	27	15	42	0.0-0	0.0-0	1/0	2	0-0



82

AHMMON RICHARDS

WR • 6-1 • 190 • Soph.
Wellington, Fla. (Wellington)

2016 ALL-ACC SECOND TEAM (ASCCA)

2016 ALL-ACC THIRD TEAM (COACHES)

2016 FRESHMAN ALL-AMERICA (USA Today, ESPN, Phil Steele, 247Sports.com, Pro Football Focus, FWAA, Athlon, Campus Insiders)

2016 (True Freshman): Delivered dominant freshman season, starting 11 of 13 games and setting Miami freshman record for receiving yards...Earned Freshman All-America honors from ESPN, Football Writers Association of America, 247Sports and Pro Football Focus...Led team with 934 receiving yards and ranked second with 49 receptions...Finished with three touchdown receptions and averaged 19.1 yards per catch...934 receiving yards led all freshmen nationally, and were sixth-most in single season in UM history... Started season opener against Florida A&M (Sept. 3) and hauled in two passes for 31 yards...Caught first touchdown pass of career vs. Rattlers on 15-yard reception in third quarter...Made second straight start against FAU (Sept. 10) and caught three passes totaling 30 yards...Recorded long catch of 13 yards against Owls...Exploded for 142 yards on four receptions in road win over Appalachian State (Sept. 17)...Caught two passes longer than 60 yards against Mountaineers, including career-long reception of 62...Started and totaled 43 yards on two catches against Georgia Tech (Oct. 1)... Recorded four catches for 58 yards in start against Florida State (Oct. 8)...Had 55 yards on two catches, including 30-yard reception, in start against North Carolina (Oct. 15)...Led team with 78 receiving yards in start at Virginia Tech (Oct. 20)...Caught three passes against

Hokies, including long catch of 39 yards...Started and caught three passes totaling 51 yards, including long catch of 24 yards, at Notre Dame (Oct. 29)...Bested own UM true freshman record set in Week 3 with 144-yard performance in win over Pittsburgh (Nov. 5)... Caught eight passes against Panthers, with long catch of 41 yards... Recorded third 100-yard game of career in win at Virginia (Nov. 12)... Caught three passes for 100 yards, including career-long 77-yard touchdown, in start against Cavaliers...Broke Michael Irvin's 31-year-old freshman receiving record with 117 yards in win at NC State (Nov. 19)...Caught career-high nine passes against Wolfpack...Totaled 17 on three receptions in regular season finale win over Duke (Nov. 26)...Started and caught three passes for game-high 68 yards, including 51-yard touchdown, in Russell Athletic Bowl victory over West Virginia (Dec. 28).

High School: Earned consensus four-star ranking by ESPN, Rivals, Scout and 247Sports...Competed in 2016 U.S. Army All-American Bowl...Rated as 148th-ranked player in the nation, 28th-best receiver and 23rd in-state prospect, according to 247Sports Composite Ratings...Registered 1,278 receiving yards and 14 touchdowns on 73 catches senior year...Finished with 2,722 yards, 39 touchdowns and 144 grabs in three-year high school stretch...Chose Miami over offers from Auburn, Tennessee and Alabama.

RICHARDS CAREER STATISTICS

RECEIVING

YEAR	GP-GS	REC	YDS	AVG	TD	LG
2016	13-11	49	934	19.1	3	777



12 MALIK ROSIER

QB • 6-1 • 216 • R-Jr.
Mobile, Ala. (Faith Academy)

2016 (Redshirt Sophomore): Served as Miami's backup quarterback, seeing action in three games...Finished 2-for-4 with 32 passing yards...Saw action in season opener against Florida A&M (Sept. 3) and finished 1-for-3 for 15 passing yards...Had 19-yard rushing touchdown against Rattlers...Saw action at Appalachian State (Sept. 17) and had one 17-yard completion...Saw time in regular season finale win over Duke (Nov. 26) and recorded 46-yard rush.

2015 (Redshirt Freshman): Saw action in seven games with one start...Finished season with 338 passing yards and two passing touchdowns...Delivered impressive performance in lone start of season, guiding team to win at Duke (Oct. 31)...Made career debut in season opener vs. Bethune-Cookman (Sept. 5), finished 1-for-4 with 11 passing yards...Completed 13-yard pass in action vs. FAU (Sept. 11)...Had one rush in action vs. Nebraska (Sept. 19)...Saw time vs. Clemson (Oct. 24), finishing 7-for-22 for 42 yards...Made first career start against Blue Devils and delivered brilliant performance, finishing 20-for-29 for 272 yards and two TDs.

2014 (True Freshman): Did not see any game action, redshirted to retain eligibility.

High School: Enrolled in May 2014...First-team Coastal Alabama All-Region as athlete...Was quarterback at Faith Academy...As senior, threw for 1,852 yards and 16 TDs and ran for 1,301 yards and 17 TDs...Played baseball at Miami in 2015.

ROSIER CAREER STATISTICS

PASSING

YEAR	GP-GS	COMP	ATT	YDS	PCT	TD	INT	LG
2016	3-0	2	4	32	33.3	0	0	17
2015	7-1	29	57	338	50.9	2	3	33
Career	10-1	31	61	370	50.1	2	3	33



16 EVAN SHIRREFFS

QB • 6-5 • 216 • R-Soph.
Jefferson, Ga. (Jefferson)

2016 (Redshirt Freshman): Did not see any game action, member of practice squad.

2015 (True Freshman): Did not see any game action, redshirted to retain eligibility.

High School: Rated as three-star prospect by 247Sports.com... Captured MVP honors at the Georgia vs. Florida All-Star game... Posted senior season where he threw for over 2,000 yards, 39 touchdowns and just four interceptions...Started just four games prior to senior year...Competed in ESPN Elite II competition...Very successful in classroom, finishing high school with a 4.0 grade point average and was valedictorian.



25 DERRICK SMITH

DB • 6-2 • 200 • Fr.
Jacksonville, Fla. (Trinity Christian)

High School: Consensus three-star prospect by 247Sports, ESPN, Rivals and Scout...Listed as the 76th-best prospect at his position by ESPN...Listed as the 124th-best recruit in the state of Florida by 247Sports...Helped guide Trinity Christian Academy to an 11-3 record...Coached by Verlon Dorminey at Trinity Christian Academy...Chose Miami over offers from USC, Mississippi State, North Carolina, Kentucky and Cincinnati.



35 MIKE SMITH

FB/LB • 6-1 • 236 • R-Jr.
Miami, Fla. (Miami Northwestern)

2016 (Redshirt Sophomore): Played in all 13 games and totaled 11 tackles (five solo)...Had one interception...Made season debut against Florida A&M (Sept. 3) and recorded three tackles (one solo)...Saw action against FAU (Sept. 10)...Totaled three tackles and recorded first career interception in road win at Appalachian State (Sept. 17)...Saw action against Georgia Tech (Oct. 1)...Totaled two solo tackles against Florida State (Oct. 8)...Competed against North Carolina (Oct. 15)...Had one tackle at Virginia Tech (Oct. 20)...Saw action at Notre Dame (Oct. 29) and against Pittsburgh (Nov. 5)...Had two tackles and 0.5 TFLs in win at Virginia (Nov. 12)...Saw action at NC State (Nov. 19) and in regular season finale win over

Duke (Nov. 26)...Played in Russell Athletic Bowl victory over West Virginia (Dec. 28).

2015 (Redshirt Freshman): Saw increased time as the season progressed...Played in six games and totaled seven tackles...Made first two tackles of career vs. Virginia Tech (Oct. 17)...Added two tackles against Clemson (Oct. 24)...Totaled two tackles against Virginia (Nov. 7)...Saw action at Pittsburgh (Nov. 27)...Recorded one stop in the Hyundai Sun Bowl (Dec. 26) against Washington State.

2014 (True Freshman): Did not see any game action, redshirted to retain eligibility.

High School: First-team All-Dade as senior by *Miami Herald*...Recorded 42 tackles, seven sacks and 51 hurries as senior...Added 73 tackles and 18 sacks as junior in 2012, finishing second in sacks in Miami-Dade County.

M. SMITH CAREER STATISTICS

DEFENSE

YEAR	GP-GS	UT	AT	TT	TFL/Y	SACK	FF/FR	PBU	INT-Y
2016	13-0	5	6	11	0.5-1	0.0-0	0/0	0	1-3
2015	6-0	4	3	7	0.0-0	0.0-0	1/0	0	0-0
Career	19-0	9	9	18	0.5-1	0.0-0	1/0	0	1-3



43 JACK SPICER

P • 6-3 • 210 • R-Soph.
Estero, Fla. (Florida / Estero)

2016 (Redshirt Freshman): Did not see any game action, member of practice squad.

Prior to Miami: Spent freshman season at Florida...Did not see any game action, redshirted to retain eligibility.

High School: Averaged 37.4 yards per punt as a prep while gathering *All-Daily News* First-Team accolades as a tight end at Estero.



78 TYREE ST. LOUIS

OL • 6-5 • 305 • Jr.
Bradenton, Fla. (IMG Academy)

2016 (Sophomore): Started final eight games of season at right tackle...Offense averaged 425.9 yards per game...Saw action in season opener against Florida A&M (Sept. 3)...Made first career start at right tackle and helped lead Miami to 363 yards against North Carolina (Oct. 15)...Made second straight start at right tackle at Virginia Tech (Oct. 20)...Started at right tackle at Notre Dame (Oct. 29)...Helped lead offense to 534-yard performance in win over Pittsburgh with start at right tackle (Nov. 5)...Made fifth straight start at right tackle in win at Virginia (Nov. 12), helping lead offense to 450-yard performance, including 222 rushing yards...Made straight start at right tackle in win at NC State (Nov. 19), guiding Miami to 415 total yards of offense...Started seventh straight game at right tackle in regular season finale win over Duke (Nov. 26), helping lead offense to 568-yard performance...Started at right tackle in Russell Athletic Bowl victory over West Virginia (Dec. 28), helping lead offense to 363 yards and 31 points.

2015 (True Freshman): Saw action largely on special teams in first season.

High School: Consensus four-star recruit by 247Sports, Rivals, Scout and ESPN...Rated as an ESPN300 prospect...Ranked as the ninth-best offensive lineman in the state of Florida by ESPN...Attended the Nike Football Training Camp in Orlando prior to his senior season...Was honored as the MVP of the offensive line group at the Rivals Camp Series in Orlando in March...Chose Miami over offers from Florida, Kentucky, Tennessee and USC.



17 WAYMON STEED

LB • 5-11 • 223 • Fr.
Miami, Fla. (Miami Central)

High School: Consensus-three-star linebacker prospect by 247Sports, ESPN, Rivals and Scout...Ranked No. 21 inside linebacker nationwide by Rivals...Rated No. 13 inside linebacker in Top247 Rankings and No. 25 inside linebacker on 247Sports' Composite Rankings...Suffered torn ACL during senior year...Missed junior season with shoulder injury...Finished sophomore season at Central with 83 tackles, leading team to state championship...High school teammate of fellow early enrollee Navaughn Donaldson at Miami Central...Coached by Roland Smith at Central...Chose Miami over offers from Colorado, LSU and NC State, among others.



14 VINCENT TESTAVERDE

QB • 6-2 • 205 • R-Jr.
Tampa, Fla. (Texas Tech / Jesuit)

2016 (Redshirt Sophomore): Did not see any game action, member of practice squad.

2015 (Sophomore): Did not see any game action, redshirted to retain eligibility.

2014 (True Freshman, Texas Tech): Played in one game, totaling 116 yards on 15-of-26 passing with one interception...Made career debut against Texas (Nov. 1)...Entered game against the Longhorns in the second quarter with 7:12 until halftime...Second-string quarterback in the Texas game and entered the game following an injury to freshman QB Patrick Mahomes.

High School: Led team to Class 5A District 9 championship while reaching the state regional semifinals...Went 90-for-167 as a senior with 1,015 passing yards with nine touchdowns in 2013...As a junior - during his first season to play football - passed for 152 yards on 16-of-35 passing with a touchdown and four interceptions...Father is Miami legend Vinny Testaverde.



9
CHAD THOMAS

DL • 6-6 • 275 • Sr.
Miami, Fla. (Booker T. Washington)

2016 (Junior): Started 12 games on defensive line, serving as one of Miami's top defensive playmakers...Ranked third among defensive linemen with 37 tackles (22 solo) and second among all defensive players with 11.0 tackles for loss totaling 48 yards...Recorded 4.5 sacks (28 yards) and had three pass breakups...4.5 sacks were second-most on team...Had one forced fumble and one fumble recovery...Made first start of season against Florida A&M (Sept. 3) and totaled three tackles (two solo)...Recorded eight-yard TFL against Rattlers and one PBU...Registered three solo tackles and first sack of season in start against FAU (Sept. 10)...Added one PBU against Owls...Led team with career-high nine tackles in start vs. Appalachian State (Sept. 17)...Totaled 3.5 TFLs (14 yards) and 1.5 sacks (12 yards) in road win against Mountaineers...Started and had one tackle in road win at Georgia Tech (Oct. 1)...Dominant performance in start against Florida State (Oct. 8) included four solo tackles, 2.0 TFLs (14 yards) and one sack (11 yards)...Started and had two tackles and 1.0 TFL against North Carolina (Oct. 15)...Missed game at Virginia Tech (Oct. 20) due to injury...Returned to action and recorded two solo tackles in start at Notre Dame (Oct. 29)...Had first fumble recovery of career in start against Pittsburgh (Nov. 5)...Delivered impressive performance in win at Virginia (Nov. 12), recording six tackles (two solo), 2.0 TFLs (eight yards) and one sack (four yards)...Started and had three tackles and 0.5 TFLs in win at NC State (Nov. 19)...Started in regular season finale win over Duke (Nov. 26)...Started and had four tackles (three solo), 0.5 sacks, one forced fumble and one fumble recovery in Russell Athletic Bowl victory over West Virginia (Dec. 28).

2015 (Sophomore): Saw action in all 13 games, starting eight...Totaled 18 tackles...Credited with team-high four quarterback hurries...Added three PBUs, one forced fumble and one fumble recovery...Saw action in season opener vs. Bethune-Cookman (Sept. 5) and recorded one assisted tackle...Tied career high with three tackles against FAU (Sept. 11)...Registered first forced fumble of career vs. Owls...Saw action vs. Nebraska (Sept. 19)...Made first start of career at Cincinnati (Oct. 1), totaling three tackles (two solo) and first PBU of career...Had one solo tackle in second straight start at Florida State (Oct. 10)...Had two tackles and first sack of career (eight yards) in start vs. Virginia Tech (Oct. 17)...Had three tackles in start vs. Clemson (Oct. 24)...Added two tackles in start at Duke (Oct. 31)...Credited with quarterback hurry against Virginia (Nov. 7)...Had one tackle and 0.5 TFLs at North Carolina (Nov. 14)...Started against Georgia Tech (Nov. 21), did not record any stats...Recovered fumble that ended game at Pittsburgh (Nov. 27)...Logged one tackle and one pass breakup in the Hyundai Sun Bowl (Dec. 26) against Washington State.

2014 (True Freshman): Saw action in 12 games, missing just one due to injury...Totaled seven tackles...Made career debut in season opener at Louisville, recording one solo tackle...Saw action against FAMU, registering one tackle...Missed game against Nebraska due to injury...Returned for action against Duke...Saw action against Georgia Tech, did not record any stats...Had career high three tackles against Cincinnati...Saw action against Virginia Tech...Did not record any stats in action against North Carolina...Saw action against Florida State...Added one tackle against Virginia...Did not record any stats in action against Pittsburgh.

High School: Enrolled in May 2014...Played in Under Armour All-America Game...Invited to "The Opening," an all-star summer

prospect camp...First-team All-Dade and first-team All-State as junior and senior...Led Booker T. Washington to Class 4A state title as junior in 2012 and class 4A state champs as senior in 2013...Recorded 57 tackles and six sacks in 2012...Named 2013 second-team All-USA by USA TODAY...Tallied 71 tackles and eight sacks as senior...Coached by Tim "Ice" Harris at Booker T. Washington...Chose Miami over Alabama, Florida State, Arkansas and Duke.

C. THOMAS CAREER STATISTICS

DEFENSE

YEAR	GP-GS	UT	AT	TT	TFL/Y	SACK	FF/FR	PBU	INT-Y
2016	12-12	22	15	37	11.0-48	4.5-27	1/1	3	0-0
2015	13-8	7	11	18	1.5-8	1.0-8	1/1	3	0-0
2014	12-0	3	4	7	1.0-3	0.0-0	0/0	0	0-0
Career	37-20	32	30	62	18.5-59	5.0-35	2/2	6	0-0



4
JEFF THOMAS

WR • 5-10 • 175 • Fr.
East St. Louis, Ill. (East St. Louis)

High School: Consensus four-star wide receiver prospect by 247Sports, ESPN, Rivals and Scout...Rated as the No. 1 player in the state of Illinois...Listed as the sixth-rated wide receiver and the No. 2 player in the state of Illinois by 247Sports...Ranked No. 55 in the final ESPN300 rankings...Took part in The Opening in 2016...Starred in the 2017 Under Armour All-America Game and posted game records of 148 yards receiving and two touchdowns...Selected to the Top 150 PrepStar All-America Dream Team...Was a three-year starter in high school...Finished his career with 177 receptions for 3,532 yards and 41 touchdowns...Helped guide East Saint Louis High School to a perfect 14-0 season and its first Illinois State Championship in eight years...Hauled in a pair of touchdowns in the state championship...Caught 50 passes for 1,101 yards and 13 touchdowns as a senior...Coached by Darren Sunkett at East Saint Louis High School...Chose Miami over offers from Louisville, Oregon, Illinois, Michigan and Alabama among others.




49
SHAWN WALKER

LB • 6-2 • 217 • R-Fr.
Fort Lauderdale, Fla. (Cardinal Gibbons)

2016 (True Freshman): Did not see any game action, redshirted to retain eligibility...Member of practice squad.

High School: Two-year starter...Two-year varsity letter winner...Led the team with nine sacks as a senior...Competed in the Florida State wrestling tournament as a junior, competing at heavyweight, while weighing just 200 pounds.

STUDENT-ATHLETES



1
MARK WALTON

RB • 5-9 • 205 • Jr.
Miami, Fla. (Booker T. Washington)

2016 ALL-ACC THIRD TEAM (ASCSA)

2016 ALL-ACC THIRD TEAM (Coaches)

2016 ALL-ACC SECOND TEAM (AP)

2016 ALL-ACC SECOND TEAM (Phil Steele)

2016 (Sophomore): Served as team's starting running back and finished with 1,117 rushing yards and 14 rushing touchdowns...Added 27 receptions totaling 240 yards and one receiving touchdown... Earned third-team All-ACC recognition from both Atlantic Coast Sports Media Association (ACSM) and ACC coaches...Started all 13 games...1,117 rushing yards were seventh-most in single season in program history while 14 rushing touchdowns tied for third-most in single season...Had six 100-yard rushing games...Made first career start and ran for 116 yards in season opener against Florida A&M (Sept. 3)...Averaged 7.7 yards per carry, long run of 37 yards, and scored one touchdown against Rattlers...100-yard game vs. FAMU was first of career...Recorded first four-touchdown game of career in dominant performance against FAU (Sept. 10)...Totaled career-high 155 rushing yards on 17 carries (9.1 average) with scoring runs of 7, 3, 16 and 30 yards against Owls...Four-rushing TD game was first by Miami running back since Tyrone Moss in 2005...Became first UM running back since Duke Johnson to post three straight 100-yard games with 130-yard performance in start against Appalachian State (Sept. 17)...Averaged 8.1 yards on 16 carries and scored two touchdowns, including career-long 80-yard run on Miami's first offensive play...Totaled 44 rushing yards including 14-yard TD in start at Georgia Tech (Oct. 1)...Added three catches against Yellow Jackets totaling 29 receiving yards...Rushed for 39 yards and added 42 receiving yards against Florida State (Oct. 8)...Totaled 82 rushing yards on career-high 24 carries in start against North Carolina (Oct. 15)...Added 23 yards on three receptions against Tar Heels...Recorded 38 yards on 11 carries in start at Virginia Tech (Oct. 20)... Added three catches totaling 11 yards against Hokies...Started and totaled 45 rushing yards on 18 carries at Notre Dame (Oct. 29), including ninth rushing TD of season...Recorded 38 receiving yards on three catches against Fighting Irish...Totaled 125 yards on just 14 rushes, including 55-yard touchdown run, in start vs. Pittsburgh (Nov. 5)...Added three catches for 24 yards against Panthers... Had game-high 111 yards on 16 carries in win at Virginia (Nov. 13), averaging 6.9 yards per carry...15-yard touchdown run in fourth quarter helped seal victory against Cavaliers...100-yard rushing performance against Virginia was fifth of season...Eclipsed 1,000 yards for season with 120 rushing yards on 19 carries in win at NC State (Nov. 19)...Recorded three touchdowns on scoring runs of 30, 1 and 24 yards against Wolfpack...Compiled 106 all-purpose yards, including 30-yard touchdown reception, in regular season finale win over Duke (Nov. 26)...Finished with game-high 60 rushing yards against Blue Devils...Had 52 rushing yards on 17 carries in Russell Athletic Bowl victory over West Virginia (Dec. 28).

2015 (True Freshman): Enjoyed an impressive first season with the Hurricanes, playing in all 13 games...Ended the season second on the team with 1,054 all-purpose yards...Led team with 10 total touchdowns: - nine rushing and one receiving...Made career debut in season opener vs. Bethune-Cookman (Sept. 5) and tallied 85 rushing yards on just 10 carries...Scored first touchdown of career on five-yard run in third quarter...Had three-TD performance vs. FAU (Sept. 11), totaling 42 yards on 14 carries...Scoring runs vs. Owls came

on carries of 4, 1 and 4 yards, marking only third three-TD game by true freshman Hurricane in last 20 years...Had four catches for 20 yards vs. Owls...Recorded 10 carries and one 13-yard catch vs. Nebraska (Sept. 19)...Posted career-long 26-yard catch at Cincinnati (Oct. 1)...Totaled 34 rushing yards, one rushing TD and 40 receiving yards vs. Bearcats...Recorded one carry at Florida State (Oct. 10)... Totaled 37 yards on 12 carries vs. Virginia Tech (Oct. 17)...Had four carries against Clemson (Oct. 24)...Averaged 4.5 yards per carry against Duke (Oct. 31), totaling 49 yards on 11 carries...Had career-long run of 27 yards vs. Blue Devils...Played key role on return team that delivered miracle TD as time expired to seal win over Duke... Had 59 yards on 11 carries against Virginia (Nov. 7), including sixth rushing TD of season...Totaled 104 all-purpose yards at North Carolina (Nov. 14), including 40 rushing yards and 52 receiving yards...Recorded second three-touchdown game of career against Georgia Tech (Nov. 21), including rushing TDs of four yards and one yard...Recorded first receiving touchdown of career against Yellow Jackets on 25-yard catch-and-run...Registered career-high 80 receiving yards at Pittsburgh (Nov. 27)...Caught three passes for 57 yards and rushed nine times for 26 yards and one touchdown in the Hyundai Sun Bowl (Dec. 26) against Washington State.

High School: Earned a four-star rating from ESPN, Rivals, Scout and 247Sports...Tabbed as the third-best running back in the state of Florida and 11th-best running back in the country by ESPN... Listed as the fourth-best running back in the state of Florida and 20th-best running back in the country by 247Sports...As a senior, rushed for 1,472 yards and 22 touchdowns...Finished his career with 2,769 yards and 45 touchdowns...In Booker T.'s 54-35 state championship win, had 89 yards and two TDs receiving to go along with another 184 yds and three TDs rushing...Chose Miami over offers from Auburn, Florida State, Tennessee and South Carolina.

WALTON CAREER STATISTICS

RUSHING

YEAR	GP-GS	ATT	YDS	AVG	TD	LG
2016	13-13	209	1,117	5.3	14	80T
2015	13-0	130	461	3.5	9	27
Career	26-13	339	1,578	4.7	23	80T

RECEIVING

YEAR	GP-GS	NO	YDS	AVG	TD	LG
2016	13-13	27	240	8.9	1	30T
2015	13-0	22	293	13.3	1	41
Career	26-13	49	533	10.9	2	41



47
DEWAYNE WASHINGTON II

LB/FB • 6-0 • 240 • R-Fr.
Raleigh, N.C. (Ravenscroft)

2016 (True Freshman): Did not see any game action, member of practice squad.

High School: Four-year starter...Served as team captain during his senior year...Helped his team to the NCISA State Championship as a senior...Earned Big East Conference Player of the Year honors... Earned first-team All-State honors...Led the team in tackles...Was also recruited by Wake Forest and NC State.



17
CADE WELDON

QB • 6-3 • 212 • Fr.
Tampa, Fla. (Thomas Jefferson)

High School: Consensus three-star pro-style quarterback prospect by 247Sports, ESPN, Rivals and Scout...Ranked No. 19 pro-style quarterback nationwide by Rivals...Rated No. 23 pro-style quarterback by ESPN...Totaled 3,135 passing yards and 19 touchdowns in senior year...Threw for over 2,100 yards with 20 touchdowns in sophomore year at Jefferson...Father Casey was 1991 Heisman Trophy runner-up under then-Florida State offensive coordinator Mark Richt...Chose Miami over offers from Kentucky, South Carolina and Wake Forest, among others.



11
De'ANDRE WILDER

LB • 6-3 • 202 • Fr.
Opa Locka, Fla. (Carol City)

High School: Earned a four-star ranking by ESPN...Listed as the 22nd-best prospect at his position by ESPN...Rated as four star prospect by Rivals...Listed as the 26th-best linebacker and 40th-best prospect in the state by Rivals...Earned a three-star rating from 247Sports...Named Miami Herald Second Team All-Dade...Helped guide Carol City to the 6A Florida State High School Championship...Coached by Aubrey Hill at Carol City...Choose Miami over offers from Georgia, USF, Florida, LSU, Louisville and Alabama.



91
GERALD WILLIS III

DL • 6-4 • 285 • R-Jr.
New Orleans, La. (Florida / Edna Kerr)

2016 (Redshirt Sophomore): Saw action in nine games and totaled 19 tackles (13 solo)...Had 5.5 tackles for loss (18 yards) and 1.5 sacks (eight yards)...Added two pass breakups and one quarterback hurry...Made Miami debut against FAU (Sept. 10) and recorded two solo tackles, both for loss...Had 2.0 TFLs against Owls totaling seven yards, including first sack of college career (three yards)...Totaled three tackles (two solo) with 1.5 TFLs (3 yards) in road win at Appalachian State (Sept. 17)...Had four solo tackles and 1.0 TFL (two yards) in road win at Georgia Tech (Oct. 1)...Totaled two tackles and one half-sack against Florida State (Oct. 8)...Added one solo tackle against Pittsburgh (Nov. 5)...Had one tackle in win at Virginia (Nov. 12)...Totaled two tackles (one solo) and 0.5 TFLs in win at NC State (Nov. 19)...Had three tackles (one solo) and two PBUs in regular season finale win over Duke (Nov. 26).

2015 (Sophomore): Forced to sit out season due to NCAA transfer rules.

2014 (True Freshman, Florida): Played in eight games as a true freshman and recorded 14 total tackles...Also had two hurries.


High School: Played in the 2014 Under Armour All-American Game...Named 2013 First-Team All-USA by USA Today and

MaxPreps Second Team All-American...Named the All-Metro and District 9-4A Defensive Player of the Year as both a junior and senior...Led Edna Karr to four-consecutive Class 4A state finals.

WILLIS III CAREER STATISTICS

DEFENSE

YEAR	GP-GSUT	AT	TT	TFL/Y	SACK	FF/FR	PBU	INT-Y
2016	9-0 13	6	19	5.5-18	1.5-8	0/0	2	0-0
2015	<i>Did not play due to NCAA transfer rules</i>							
2014	8-0 6	8	14	0.5/1	0.0-0	1/1	0	0-0




57
SAM YORK

LS • 6-1 • 198 • R-Jr.
Marblehead, Mass. (Ohio St. / Marblehead)

2016 (Redshirt Sophomore): Did not see any game action, member of practice squad.

2015 (Redshirt Freshman): Did not see any game action, member of practice squad.

Prior to Miami: Three-year letterwinner...Selected as a ProKicker Third Team All-American as a senior in 2013.



12
MALEK YOUNG

DB • 5-9 • 180 • Soph.
Fort Lauderdale, Fla. (Coconut Creek)

2016 (True Freshman): Saw action in all 12 games and started final three at cornerback...Totaled 23 tackles (17 solo)...Had one interception...Saw action in season opener against Florida A&M (Sept. 3) and recorded one solo tackle...Saw action against FAU (Sept. 10) on special teams...Recorded two solo tackles in road win at Appalachian State (Sept. 17)...Competed against Florida State (Oct. 8)...Had one tackle against North Carolina (Oct. 15)...Totaled career-high six tackles (three solo) in win over Pittsburgh (Nov. 5)...Made first career start and totaled three tackles in win at Virginia (Nov. 12)...Matched career high with six tackles (five solo) and recorded first interception of career vs. NC State (Nov. 19)...Started and totaled four tackles (three solo) in regular season finale win over Duke (Nov. 26).

High School: Consensus three-star cornerback prospect by ESPN, Rivals, 247Sports and Scout...Selected to the U.S. Army All-American Bowl...Ranked as No. 34 cornerback prospect nationwide by ESPN and Rivals...Had 35 tackles and four tackles for loss in final season at Coconut Creek...Totaled seven return touchdowns during junior year...Chose Miami over Auburn, Clemson, Georgia, Ohio State and Florida State, among others.

YOUNG CAREER STATISTICS

DEFENSE

YEAR	GP-GS	UT	AT	TT	TFL/Y	SACK	FF/FR	PBU	INT-Y
2016	12-3	17	6	23	0.0-0	0.0-0	0/0	0	1-0



COACHES & STAFF

<i>HEAD COACH MARK RICHT</i>	<i>45-48</i>
<i>ASSISTANT COACHES</i>	<i>49-57</i>
<i>FOOTBALL SUPPORT STAFF</i>	<i>58-66</i>



MARK RICHT

HEAD COACH | SECOND SEASON AT MIAMI (17TH OVERALL) | 154-55 (.736)

Hurricane alumnus Mark Richt was named the University of Miami's 24th head football coach on Dec. 4, 2015.

Richt's hiring provided immediate dividends as the Hurricanes posted a 9-4 record in his first season in Coral Gables, finishing in a tie for second in the ACC Coastal Division at 5-3. Miami then defeated West Virginia, 31-14, in the Russell Athletic Bowl for the program's first bowl victory in 10 years. The Hurricanes were ranked No. 20 in the final Associated Press poll and No. 23 in the final Amway Coaches Poll – the program's first season-ending rankings since 2009.

Miami had 10 players earned ACSMA All-ACC honors in 2016, while quarterback Brad Kaaya became Miami's all-time passing yards leader. Freshman wide receiver Ahmmon Richards broke the 31-year-old freshman receiving record at Miami originally set by Michael Irvin, while sophomore running back Mark Walton became the 11th 1,000-yard rusher in program history.

Miami improved its defense dramatically in 2016, ranking 26th nationally in total defense during the regular season (up from No. 69 the previous season). The Hurricanes also ranked No. 13 in yards per play (No. 86 in 2015), No. 14 in scoring defense (No. 77 in 2015), No. 6 in tackles for loss (No. 105 in 2015), No. 22 in team sacks (No. 70 in 2015) and No. 17 in defensive touchdowns (not ranked in 2015).

Nine Hurricanes were selected in the 2017 NFL Draft this past April, the most for Miami since 2006, including first-round pick David Njoku to the Cleveland Browns. Richt has had 94 of his players drafted in his 16 seasons as a head coach, including 14 first-round picks.

Off the field, Miami was one of three schools, along with Stanford and Northwestern, to earn the 2016 American Football Coaches Association (AFCA) Academic Achievement Award. In addition, the Hurricanes ranked first among all FBS programs in 2016 in the NCAA Team Works Helper Helper Community Service Competition.

Richt, born in Omaha, Neb., and raised in Boca Raton, Fla., returned to his alma mater after leading the University of Georgia football program for the previous 15 years. He compiled a 145-51 overall record and an 85-40 mark in Southeastern Conference play. Georgia won two SEC championships, six SEC East titles and nine bowl games under Richt, and finished the season in the Associated Press Top-10 rankings seven times.

Richt's 154 career wins ranks ninth among active FBS head coaches and his .736 winning percentage ranks sixth among active FBS coaches who have coached 10 or more seasons. Richt is one of only seven head coaches in SEC history to record four straight 10-win seasons (2002-05).

Richt coached some of the greatest quarterbacks in Georgia history, including David Greene, a four-year starter who left Athens as the then-winningest quarterback in NCAA history with 42 career wins. Aaron Murray, also a four-year starter, is the SEC's all-time leader in passing yards (13,166) and touchdown passes

(12). Matthew Stafford threw for 3,459 yards and 25 touchdowns (then a school record) as a junior for the Bulldogs.

Overall, four of Georgia's quarterbacks under Richt were drafted – Greene (Seattle), Murray (Kansas City), D.J. Shockley (Atlanta), and Stafford, who was the top overall pick in the draft in 2009 by the Detroit Lions.

During his tenure in Athens, 85 of Richt's players were selected in the NFL Draft, including eight chosen in the 2002 and 2013 NFL Drafts – the most Georgia players ever selected in a single year. Richt also placed a strong emphasis on academics as 292 Georgia players earned their degrees during his tenure.

In 2016, Richt was named the first-ever honorary head coach of the Allstate AFCA Good Works Team for his commitment to giving back to others. In 2013, Richt received the Stallings Award given for commitment to humanitarian and community service efforts, and in 2010, he was named to the AFCA Board of Trustees.

Before his arrival at Georgia, Richt spent 11 seasons at Florida State, the last seven as the offensive coordinator. In his time in Tallahassee, the Seminoles finished in the nation's top five in scoring offense on five occasions, top 12 in total offense five times and top 12 in passing offense five times. FSU won two national championships (1993, 1999) and played for the national championship in 2000. The 2000 team finished the regular season ranked first nationally in total offense (549.0 ypg), first in passing offense (384.0 ypg), and third in scoring offense (42.4 ppg).

Richt launched his coaching career at Florida State, first as a graduate assistant from 1985-86 and then as a volunteer assistant from 1987-88. He spent the 1989 season as the offensive coordinator at East Carolina before returning to FSU as the quarterbacks coach.

Richt coached two quarterbacks to the Heisman Trophy – Charlie Ward in 1993 and Chris Weinke in 2000. Quarterback Casey Weldon finished runner-up for the Heisman in 1991 under his tutelage.

He also sent six FSU quarterbacks into the NFL between 1987 and 2000. Brad Johnson (now Richt's brother-in-law) was a Pro Bowl selection for Washington in 2000 and led the Tampa Bay Buccaneers to a Super Bowl triumph in 2005. Other Richt pro protégés included Danny Kanell (New York Giants), Danny McManus (Kansas City Chiefs), Peter Tom Willis (Chicago Bears), Weinke (Carolina Panthers) and Weldon (Tampa Bay Buccaneers).

Richt played quarterback for the Hurricanes under legendary head coach Howard Schnellenberger. He spent most of his career at Miami as a backup to Pro Football Hall of Famer and former Buffalo Bills star Jim Kelly. In one of Richt's years at Miami, his teammates included Kelly, Vinny Testaverde and Bernie Kosar, as well as quarterbacks coach Earl Morrall.

Richt is married to the former Katharyn Francis of Tallahassee. The couple has four children – Jonathan, David, Zach, and Anya. Jon, the Miami quarterbacks coach, was married to the former Anna Cearley, in May 2010. They have one daughter, Jady.



RICHT'S YEAR-BY-YEAR HEAD COACHING RECORD

Year	OVERALL			CONFERENCE			Finish	BOWL
	W	L	PCT.	W	L	.PCT		
2001	8	4	.667	5	3	.625	T3rd/East	Music City (L)
2002	13	1	.929	7	1	.875	1st/Champs	Sugar (W)
2003	11	3	.786	6	2	.750	T1st/East	Capital One (W)
2004	10	2	.833	6	2	.750	2nd/East	Outback (W)
2005	10	3	.769	6	2	.750	1st/Champs	Sugar (L)
2006	9	4	.692	4	4	.500	T3rd/East	Chick-fil-A (W)
2007	11	2	.846	6	2	.750	T1st/East	Sugar (W)
2008	10	3	.769	6	2	.750	2nd/East	Capital One (W)
2009	8	5	.615	4	4	.500	T2nd/East	Independence (W)
2010	6	7	.462	3	5	.375	3rd/East	Liberty (L)
2011	10	4	.714	7	1	.875	1st/East	Outback (L)
2012	12	2	.857	7	1	.875	T1st/East	Capital One (W)
2013	8	5	.615	5	3	.625	3rd/East	Gator (L)
2014	10	3	.769	6	2	.750	2nd/East	Belk (W)
2015	9	3	.750	5	3	.625	2nd/East	--
2016	9	4	.636	5	3	.571	T2nd/Coastal	Russell Athletic (W)
Total	154	55	.736	88	40	.687		

THE RICHT FILE

Hometown: Boca Raton, Fla.
 College: University of Miami, '82
 Birthdate: Feb. 18, 1960
 Wife: Katharyn Francis
 Children: Jon, David, Zach, Anya

Florida State (Graduate Assistant), 1985-86
 Florida State (Volunteer Assistant) 1987-88
 East Carolina (Offensive Coordinator), 1989
 Florida State (QBs), 1990-93
 Florida State (Offensive Coordinator/QBs), 1994-2000
 Georgia (Head Coach), 2001-2015
 Miami (Head Coach), 2016-present

BOWL GAMES AS A COACH (26)

Bowl	Team
2016 Russell Athletic Bowl	Miami (FL)
2014 Belk Bowl	Georgia
2014 Gator Bowl	Georgia
2013 Capital One Bowl	Georgia
2012 Outback Bowl	Georgia
2010 Liberty Bowl	Georgia
2009 Independence Bowl	Georgia
2009 Capital One Bowl	Georgia
2008 Sugar Bowl	Georgia
2006 Chick-fil-A Bowl	Georgia
2006 Sugar Bowl	Georgia
2005 Outback Bowl	Georgia
2004 Capital One Bowl	Georgia
2002 Sugar Bowl	Georgia
2001 Music City Bowl	Georgia
2001 Orange Bowl (National Championship)	Florida State
2000 Sugar Bowl (National Championship)	Florida State
1999 Fiesta Bowl (National Championship)	Florida State
1998 Sugar Bowl	Florida State
1997 Sugar Bowl	Florida State
1996 Sugar Bowl	Florida State
1995 Sugar Bowl	Florida State
1994 Orange Bowl (National Championship)	Florida State
1993 Orange Bowl	Florida State
1992 Cotton Bowl	Florida State
1990 Blockbuster Bowl	Florida State

COACHES & STAFF

COACHING ACCOMPLISHMENTS

- One of only four men in NCAA Division I-A history to record 135-or-more wins in his first 14 seasons.
- Has coached in four national championship games.
- Has coached two Heisman Trophy winners.
- In 107 games as a head coach, Richt's offenses have recorded 400 yards-or-more of total offense.
- Has coached 41 All-Americans and two Heisman Trophy winning quarterbacks.
- Has coached 109 players that have been selected in the NFL Draft, including nine quarterbacks.
- Has coached 19 NFL First Round Draft picks and one Hall of Famer.
- 306 student-athletes have earned their degrees since becoming a head coach.
- Ten of Richt's players have been honored by the AllState AFCA Good Works Team.

FIRST ROUND PICKS AS HEAD COACH

- 2002:** DE Charles Grant (Saints, 25th overall)
- 2003:** DT Johnathan Sullivan (Saints, 6th)
- 2003:** OT George Foster (Broncos, 20th)
- 2004:** TE Benjamin Watson (Patriots, 32nd)
- 2005:** LB Thomas Davis (Panthers, 14th)
- 2005:** LB David Pollack (Bengals, 17th)
- 2009:** QB Matthew Stafford (Lions, 1st)
- 2009:** RB Knowshon Moreno (Broncos, 12th)
- 2011:** WR A.J. Green (Bengals, 4th)
- 2013:** LB Jarvis Jones (Steelers, 17th)
- 2013:** LB Alec Ogletree (Rams, 30th)
- 2015:** RB Todd Gurley (Rams, 10th)
- 2016:** LB Leonard Floyd (Bears, 9th)
- 2017:** TE David Njoku (Browns, 29th)

RICHT'S YEAR-BY-YEAR RECORD

2001 (8-4, 5-3 SEC)

DATE	OPPONENT	W/L	SCORE
S1	Arkansas State	W	45-17
S8	South Carolina	L	9-14
S29	Arkansas	W	34-23
O6	at Tennessee	W	26-24
O13	at Vanderbilt	W	30-14
O20	Kentucky	W	43-29
O27	vs. Florida	L	10-24
N10	Auburn	L	17-24
N17	at Ole Miss	W	35-15
N24	at Georgia Tech	W	31-17
D1	Houston	W	35-7
D28	vs. Boston College	L	16-20

2007 (11-2, 6-2 SEC)

DATE	OPPONENT	W/L	SCORE
S1	Oklahoma State	W	35-14
S8	South Carolina	L	12-16
S15	West Carolina	W	45-16
S22	at Alabama	W	26-23 (OT)
S29	Ole Miss	W	45-17
O6	at Tennessee	L	14-35
O13	at Vanderbilt	W	20-17
O27	vs. Florida	W	42-30
N3	Troy	W	44-34
N10	Auburn	W	45-20
N17	Kentucky	W	24-13
N24	at Georgia Tech	W	31-17
J1	Hawaii	W	41-10

2013 (8-5, 5-3 SEC)

DATE	OPPONENT	W/L	SCORE
A31	at Clemson	L	35-38
S7	South Carolina	W	41-30
S21	North Texas	W	45-21
S28	LSU	W	44-41
O5	at Tennessee	W	34-31 (OT)
O12	Missouri	L	26-41
O19	at Vanderbilt	L	27-31
N2	vs. Florida	W	23-20
N9	Appalachian State	W	45-6
N16	at Auburn	L	38-43
N23	Kentucky	W	59-17
N30	at Georgia Tech	W	41-34 (OT)
J1	vs. Nebraska	L	19-24

2002 (13-1, 7-1 SEC)

DATE	OPPONENT	W/L	SCORE
A31	Clemson	W	31-28
S14	at South Carolina	W	13-7
S21	Northwestern State	W	45-7
S28	New Mexico State	W	41-10
O5	at Alabama	W	27-25
O12	Tennessee	W	18-13
O19	Vanderbilt	W	48-17
O26	at Kentucky	W	52-24
N2	vs. Florida	L	13-20
N9	Ole Miss	L	31-17
N16	at Auburn	W	24-21
N30	Georgia Tech	W	51-7
D7	vs. Arkansas	W	30-3
J1	vs. Florida State	W	26-13

2008 (10-3, 6-2 SEC)

DATE	OPPONENT	W/L	SCORE
A30	Georgia Southern	W	45-21
S6	Central Michigan	W	56-17
S13	at South Carolina	W	14-7
S20	at Arizona State	W	27-10
S27	Alabama	L	30-41
O11	Tennessee	W	26-14
O18	Vanderbilt	W	24-14
O25	at LSU	W	52-38
N1	vs. Florida	L	10-49
N8	at Kentucky	W	42-38
N15	Auburn	W	17-13
N29	Georgia Tech	L	42-45
J1	vs. Michigan State	W	24-12

2014 (10-3, 6-2 SEC)

DATE	OPPONENT	W/L	SCORE
A30	Clemson	W	45-21
S13	at South Carolina	L	35-38
S20	Troy	W	66-0
S27	Tennessee	W	35-32
O4	Vanderbilt	W	44-17
O11	at Missouri	W	34-0
O18	at Arkansas	W	45-52
N1	vs. Florida	L	20-38
N8	at Kentucky	W	65-31
N15	Auburn	W	34-7
N22	Charleston	W	55-9
N29	Georgia Tech	L	24-30 (OT)
D30	vs. Louisville	W	37-14

2003 (11-3, 6-2 SEC)

DATE	OPPONENT	W/L	SCORE
A30	at Clemson	W	30-0
S6	Middle Tennessee St.	W	29-10
S13	South Carolina	W	31-7
S20	at LSU	L	10-17
O4	Alabama	W	37-23
O11	at Tennessee	W	41-14
O18	at Vanderbilt	W	27-8
O25	UAB	W	16-13
N1	vs. Florida	L	13-16
N15	Auburn	W	26-7
N22	Kentucky	W	30-10
N29	at Georgia Tech	W	34-17
D6	vs. LSU	L	13-34
J1	vs. Purdue	W	34-27

2009 (8-5, 4-4 SEC)

DATE	OPPONENT	W/L	SCORE
S5	at Oklahoma State	W	30-0
S12	South Carolina	W	29-10
S19	at Arkansas	W	31-7
S26	Arizona State	W	37-23
O3	LSU	L	10-13
O10	at Tennessee	L	19-14
O17	Vanderbilt	W	34-10
O31	vs. Florida	L	17-41
N7	Tennessee Tech	W	38-0
N14	Auburn	W	31-24
N21	Kentucky	L	27-34
N28	at Georgia Tech	W	30-24
D28	vs. Texas A&M	W	40-20

2015 (9-3, 5-3 SEC)

DATE	OPPONENT	W/L	SCORE
S5	ULM	W	51-14
S12	at Vanderbilt	W	31-14
S19	South Carolina	W	52-20
S26	Southern University	W	48-6
O3	Alabama	L	10-38
O10	at Tennessee	L	31-38
O17	Missouri	W	9-6
O31	vs. Florida	L	3-27
N7	Kentucky	W	27-3
N14	at Auburn	W	20-13
N21	Georgia Southern	W	27-3
N28	at Georgia Tech	W	13-7

2004 (10-2, 6-2 SEC)

DATE	OPPONENT	W/L	SCORE
A4	Ga. Southern	W	48-28
S11	at South Carolina	W	20-16
S18	Marshall	W	13-3
O2	LSU	W	45-16
O9	Tennessee	L	14-19
O16	Vanderbilt	W	33-3
O23	at Arkansas	W	20-14
O30	vs. Florida	W	31-24
N6	at Kentucky	W	62-17
N13	at Auburn	L	6-24
N27	Georgia Tech	W	19-13
J1	vs. Wisconsin	W	24-21

2010 (6-7, 3-5 SEC)

DATE	OPPONENT	W/L	SCORE
S4	La.-Lafayette	W	55-7
S11	at South Carolina	L	6-16
S18	Arkansas	L	24-31
S25	at Mississippi State	L	12-24
O2	at Colorado	L	27-29
O9	Tennessee	W	41-14
O16	Vanderbilt	W	43-0
O23	at Kentucky	W	44-31
O30	vs. Florida	L	31-34
N6	Idaho State	W	55-7
N13	at Auburn	L	31-49
N27	Georgia Tech	W	42-34
D28	UCF	L	6-10

2016 (9-4, 5-3 ACC)

DATE	OPPONENT	W/L	SCORE
S5	FAU	W	70-3
S10	FAU	W	38-10
S17	at Appalachian State	W	45-10
O1	at Georgia Tech	W	35-10
O8	Florida State	L	19-20
O15	North Carolina	L	13-20
O20	at Virginia Tech	L	16-37
O29	at Notre Dame	L	27-30
N5	Pittsburgh	W	51-28
N12	at Virginia	W	34-14
N19	at NC State	W	27-13
N26	Duke	W	40-21
D28	vs. West Virginia	W	31-14

2005 (10-3, 6-2 SEC)

DATE	OPPONENT	W/L	SCORE
S3	Boise State	W	48-13
S10	South Carolina	W	17-15
S17	ULM	W	44-7
S24	at Mississippi State	W	23-10
O8	at Tennessee	W	27-14
O15	at Vanderbilt	W	34-17
O22	Arkansas	W	23-20
O29	vs. Florida	L	10-31
N12	Auburn	L	30-31
N19	Kentucky	W	45-13
N26	at Georgia Tech	W	14-7
D3	vs. LSU	W	34-14
J2	vs. West Virginia	L	35-38

2011 (10-4, 7-1 SEC)

DATE	OPPONENT	W/L	SCORE
S3	vs. Boise State	L	21-34
S10	South Carolina	L	42-45
S17	Coastal Carolina	W	59-0
S24	at Ole Miss	W	27-13
O1	Mississippi State	W	24-10
O8	at Tennessee	W	24-12
O15	at Vanderbilt	W	33-28
O29	vs. Florida	W	24-20
N5	New Mexico State	W	63-16
N12	Auburn	W	45-7
N19	Kentucky	W	19-10
N26	at Georgia Tech	W	31-17
D3	vs. LSU	L	10-42
J2	vs. Michigan State	L	30-33

2006 (9-4, 4-4 SEC)

DATE	OPPONENT	W/L	SCORE
S2	Western Kentucky	W	48-12
S9	at South Carolina	W	18-0
S16	UAB	W	34-0
S23	Colorado	W	14-13
S30	at Ole Miss	W	14-9
O7	Tennessee	L	33-51
O14	Vanderbilt	L	22-24
O21	Mississippi State	W	27-24
O28	vs. Florida	L	14-21
N4	at Kentucky	L	20-24
N11	at Auburn	W	37-15
N25	Georgia Tech	W	15-12
D30	vs. Virginia Tech	W	31-24

2012 (12-2, 7-1 SEC)

DATE	OPPONENT	W/L	SCORE
S1	vs. Buffalo	W	45-23
S8	at Missouri	W	41-20
S15	FAU	W	56-20
S22	Vanderbilt	W	48-3
O6	Tennessee	L	51-44
O13	at South Carolina	L	7-55
O20	at Kentucky	W	29-24
O27	vs. Florida	W	17-9
N3	Ole Miss	W	37-10
N10	at Auburn	W	38-0
N17	Georgia Southern	W	45-14
N24	Georgia Tech	W	42-10
D1	vs. Alabama	L	28-52
J1	vs. Nebraska	W	45-31

COACHES & STAFF



MANNY DIAZ

Defensive Coordinator/Linebackers | Second Season at Miami (20th Overall)

DIAZ FILE

Hometown: Miami, Fla.
 College: Florida State University, '95
 Birthdate: March 13, 1974
 Wife: Stephanie
 Children: Colin, Gavin and Manny

Coaching Career

2016	Miami
	Defensive Coordinator / Linebackers
2015	Mississippi State
	Defensive Coordinator
2014	Louisiana Tech
	Defensive Coordinator/Linebackers
2011-2013	Texas
	Defensive Coordinator/Linebackers
2010	Mississippi State
	Defensive Coordinator/Linebackers
2008-2009	Middle Tennessee State
	Defensive Coordinator/Linebackers
2006-2007	Middle Tennessee State
	Defensive Coordinator/Safeties
2004-2005	NC State
	Safeties/Special Teams
2002-2003	NC State
	Linebackers
2000-2001	NC State
	Graduate Assistant
1998-1999	Florida State
	Graduate Assistant

BOWL GAMES COACHED (16)

2016 Russell Athletic Bowl	Miami
2015 Belk Bowl	Mississippi State
2014 Heart of Dallas Bowl	La. Tech
2013 Alamo Bowl	Texas
2012 Alamo Bowl	Texas
2011 Holiday Bowl	Texas
2010 Gator Bowl	Mississippi State
2009 New Orleans Bowl	MTSU
2006 Motor City Bowl	MTSU
2005 Meineke Car Care Bowl	NC State
2003 Tangerine Bowl	NC State
2002 Gator Bowl	NC State
2001 Tangerine Bowl	NC State
2000 Micron PC	NC State
1999 Sugar Bowl	FSU
1998 Fiesta Bowl	FSU

Manny Diaz is in his second season as the Hurricanes' defensive coordinator. In addition to his duties as Miami's defensive coordinator, Diaz coaches the linebackers.

In his first season with the Hurricanes in 2016, Miami's defense enjoyed vast improvements under Diaz' watch and served as one of the top units both in the ACC and nationally in 2016.

At the conclusion of the 2016 season, Miami was ranked No. 20 nationally in total defense (up from No. 69 the previous season), No. 9 in yards per play (No. 86 in 2015), No. 12 in scoring defense (No. 77 in 2015), No. 5 in tackles for loss (No. 105 in 2015), No. 22 in team sacks (No. 70 in 2015) and tied for No. 8 in defensive touchdowns allowed (No. 61 in 2015).

Miami was the only team in the country to start three true freshmen linebackers, and the Hurricanes' trio of Zach McCloud, Michael Pinckney and Shaquille Quarterman helped anchor the unit. Three defensive players earned ACSMA All-ACC honors - senior defensive backs Corn Elder (second team) and Rayshawn Jenkins (honorable mention) and Quarterman at linebacker (honorable mention).

In the 2017 NFL Draft, Diaz had three of his defensive players selected, as Rayshawn Jenkins, Corn Elder and Adrian Colbert were chosen by the Los Angeles Chargers, Carolina Panthers and San Francisco 49ers, respectively.

Diaz, the son of the former mayor of Miami, Manny Diaz, returned home to South Florida after 18 years of defensive experience. During his 19-year coaching career, Diaz has coached in 16 bowl games, amassing a 13-3 record in bowls, and has coached numerous all-conference and NFL players at six collegiate institutions.

In 2015, Diaz's defensive unit helped Mississippi State to a 9-4 record and a victory over NC State in the Belk Bowl. His defensive unit held opponents to just 23.2 points per game and ranked in the nation's top 10 in red zone defense and tackles for loss.

Diaz spent one season, 2014, at Louisiana Tech and his impact was felt in a big way. The Bulldogs led the nation in turnovers

gained (42) with 16 fumble recoveries and 26 interceptions.

Before his stop at Louisiana Tech, Diaz coached three seasons at Texas (2011-13). His 2011 defensive unit ranked ninth in total yards per play.

In 2010, during his first stint at Mississippi State, Diaz guided a defense that ranked 22nd in the nation in scoring defense (19.9 ppg), 17th in rushing defense (214.9 ypg) and 17th in tackles for loss (7.0 ppg). MSU also finished ranked 13th in red-zone defense (.730) and 22nd in turnovers forced (28) nationally in 2010.

Before his first stop at Mississippi State, Diaz spent four seasons as defensive coordinator at Middle Tennessee State. Diaz coached linebackers for two years after mentoring the safeties during his first two years.

In four years under Diaz, MTSU's defense led its conference in sacks and tackles for loss twice, and finished no lower than third in the league in either category during his tenure. In 2009, the Blue Raiders finished second nationally in tackles for loss. Diaz's defense also ranked sixth nationally in sacks that season, posting nearly three per game.

Before joining Middle Tennessee, Diaz played a significant role for one of the country's top-ranked defenses by coaching safeties in 2004-05 and handling the linebackers in 2002-03 for NC State.

Diaz spent the 2000 and 2001 seasons at NCSU as a graduate assistant working primarily with the linebackers. During that time, the Wolfpack went to two bowl games and became the first ACC team to beat Florida State in Tallahassee.

Diaz began his coaching career at Florida State in 1998. In his two years as a graduate assistant, he was on the same coaching staff as Miami head coach Mark Richt and was part of the Seminoles' national title-winning coaching staff in 1999.

COACHES & STAFF



THOMAS BROWN

Offensive Coordinator/Running Backs | Second Season at Miami (Seventh Overall)

COACHES & STAFF

BROWN FILE

Hometown: Atlanta, Ga.
 College: University of Georgia, '07
 Birthdate: May 15, 1986
 Wife: Jessica
 Children: Orlando, Tyson and Judah

Coaching Career

2016	Miami
	Offensive Coordinator / Running Backs
2015	Georgia
	Running Backs
2014	Wisconsin
	Running Backs
2013	Marshall
	Running Backs
2012	UT Chattanooga
	Running Backs
2011	Georgia
	Assistant Strength and Conditioning

BOWL GAMES COACHED (5)

2016 Russell Athletic Bowl	Miami
2015 TaxSlayer Bowl	Georgia
2014 Outback Bowl	Wisconsin
2013 Military Bowl	Marshall
2011 Outback Bowl	Georgia

Thomas Brown is in his second season as the Hurricanes' offensive coordinator. In addition to his duties as Miami's offensive coordinator, Brown also coaches the running backs.

Under his watch in 2016, sophomore running back Mark Walton became just the 11th running back in Miami history to rush for 1,000 yards in a season. Walton rushed for 1,117 yards and 14 touchdowns, averaging 5.3 yards per carry.

Paving the way for Walton during the 2016 season was Marquez Williams, who under Brown's leadership, would go on to be selected in the seventh round of the NFL Draft by the Jacksonville Jaguars.

Brown spent the 2015 campaign on Mark Richt's staff at Georgia where he coached the Bulldog running backs. During Brown's time with the Bulldogs, Georgia rushed for 2,513 yards (194.3 yards per game).

In 2015, he oversaw running back Sony Michel as he rushed for 1,076 yards. Michel became the 13th Bulldog in school history to rush for at least 1,000 yards in a season.

Before arriving at Georgia, Brown coached Heisman Trophy runner-up Melvin Gordon at Wisconsin in 2014. Gordon posted the second-best season ever by a running back with 2,587 rushing yards and 32 total touchdowns. He and sophomore Corey Clement combined to run for 3,536 yards to break the single-season Football Bowl Subdivision record for rushing yards by teammates that had been set the year before by Gordon and James White (3,053 yards).

The Badgers posted the two most prolific rushing performances in the country in 2014 with a school-record 644 rushing yards vs. Bowling Green and 581 vs. Nebraska, and their average of 6.91 yards per rushing attempt ranked as the fourth-best mark in FBS history.

Before joining the Wisconsin staff, Brown served as the running backs coach at Marshall in 2013 and at UT Chattanooga

in 2012. He spent the 2011 season as an assistant strength and conditioning coach at Georgia.

At Marshall, Brown helped direct Conference USA's second-ranked rushing offense which averaged 205.9 rushing yards per game (ranked 24th nationally). The Herd won the C-USA East Division title with a 7-1 record and defeated Maryland, 31-20, in the Military Bowl. Brown guided Essray Taliaferro to a season that saw him average 5.2 yards per carry and score 10 touchdowns while amassing 1,140 rushing yards. Marshall was one of just seven FBS teams to boast three running backs that rushed for at least 500 yards in 2013 - and was the lone program outside the Power Five conferences to accomplish the feat.

A native of Atlanta, Ga., Brown starred at Tucker High School before enrolling at Georgia and helping the Bulldogs to the 2005 Southeastern Conference championship. He finished his career as the fifth-leading rusher in Georgia history with 2,646 career yards and led the Bulldogs in rushing in 2005 and 2006. For his career, Brown averaged 5.0 yards per carry and scored 25 touchdowns. He was elected by his teammates as the permanent offensive team captain in 2007.

He was selected in the sixth round of the 2008 NFL Draft by the Atlanta Falcons and spent the 2009 season with the Cleveland Browns before retiring to pursue coaching opportunities.

Brown earned his bachelor's degree in speech communications from UGA. He and his wife, Jessica, have three children, Orlando, Tyson and Judah.



CRAIG KULIGOWSKI

Assistant Head Coach/Defensive Line | Second Season at Miami (26th Overall)

KULIGOWSKI FILE

Hometown: Southgate, Mich.
 College: University of Toledo, '91
 Birthdate: Nov. 5, 1968
 Wife: Mary
 Children: Peyton, Madeline and Max

Coaching Career

2016	Miami Defensive Line
2001-2015	Missouri Defensive Line
1996-2000	Toledo Defensive Line
1993-1995	Toledo Offensive Line/Tight Ends
1992	Toledo Recruiting Coordinator

BOWL GAMES COACHED (12)

2016 Russell Athletic Bowl	Miami
2014 Citrus Bowl	Missouri
2013 Cotton Bowl Classic	Missouri
2011 Independence Bowl	Missouri
2010 Insight Bowl	Missouri
2009 Texas Bowl	Missouri
2008 Alamo Bowl	Missouri
2007 Cotton Bowl Classic	Missouri
2006 Sun Bowl	Missouri
2005 Independence Bowl	Missouri
2003 Independence Bowl	Missouri
1995 Las Vegas Bowl	Toledo

Craig Kuligowski is in his first season as the Hurricanes' assistant head coach/defensive line coach and is in his second year on the Miami coaching staff.

In Kuligowski's first year in Coral Gables, Miami's defensive line enjoyed vast improvements under his guidance and served as one of the top units both in the ACC and nationally in 2016.

At the conclusion of the 2016 season, Miami was ranked No. 20 nationally in total defense (up from No. 69 the previous season), No. 9 in yards per play (No. 86 in 2015), No. 12 in scoring defense (No. 77 in 2015), No. 5 in tackles for loss (No. 105 in 2015), No. 22 in team sacks (No. 70 in 2015) and tied for No. 8 in defensive touchdowns allowed (No. 61 in 2015).

Kuligowski arrived in Coral Gables, Fla., after spending the previous 15 years as the defensive line coach at the University of Missouri.

During his 15-year tenure with the Tigers, for whom he was the longest-tenured position coach in the SEC, Kuligowski coached 24 players to all-conference honors. In addition, Kuligowski produced four first round NFL Draft picks since 2009.

In 2015, Kuligowski's defensive line helped the Tigers rank second in the nation in team tackles for loss. The Tigers also ranked ninth in the nation in total defense.

In 2014, Mizzou led the SEC in sacks (a school-record 44), and was the stingiest defense in the league, allowing a conference-low 300.8 yards per game in league games.

The 2013 season saw the emergence of Michael Sam, who became one of the more compelling stories of the year, as he rose from little pre-season fanfare to become one of the top rush ends in the nation. He led the SEC in both sacks (11.5) and tackles for loss (19.0) was named SEC Defensive Player of the Year, and became MU's first defensive First-Team All-American since former great Justin Smith in 2001. Sam was a finalist for the Nagurski, Lombardi and Hendricks awards.

Kony Ealy also turned in an outstanding season, which culminated with him winning First-Team All-SEC acclaim by the Associated Press.

Kuligowski's defensive line was arguably the most disruptive and deepest in the nation in 2013, as it was responsible for 39 of Mizzou's 41 season sacks (which led the SEC and ranked 12th nationally), while notching 73.5 of the team's 107 tackles for loss.

Sheldon Richardson developed into one of the top defensive tackles in the nation in 2012, and claimed First-Team All-SEC honors for his play, which included leading all SEC linemen in tackles (75).

Coach "Kool" debuted a star pupil in 2009: redshirt freshman end Aldon Smith, who turned out to be one of the top freshmen in the entire nation. Smith was named the Big 12 Conference Defensive Freshman/Newcomer of the Year, in unanimous fashion, and he also earned third-team All-American honors, as well as first-team Freshman All-American honors for his outstanding play in 2009.

Smith broke the MU single-season quarterback sacks record in 2009, with 11.5 to surpass the old mark of 11 set in 2000 by former Missouri All-American Justin Smith. Aldon Smith also had 19 tackles for loss in his first year on the field for Mizzou, and he led all of the nation's freshmen in both sacks and tackles for loss a year ago.

In 2007, Kuligowski coached all four of his starters on the Tiger defensive line to at least honorable mention All-Big 12 honors.

Kuligowski was credited with building one of the top defensive lines in the MAC during his tenure at Toledo. In 2000, the Rockets were ranked fifth in the country in rushing defense, allowing just 81.5 yards per game and 2.46 yards per carry. They were ranked third in the country in scoring defense, third in total defense and No. 1 in turnover margin.

Kuligowski was a four-year standout at Toledo (1987-90) as an offensive tackle. He was named first team All-MAC two straight years and helped lead the Rockets to the MAC title his senior year.

Kuligowski earned a bachelor of business administration degree from Toledo in 1991. He and his wife Mary have two daughters: Peyton and Madeline, and a son, Max.

COACHES & STAFF

RON DUGANS

Passing Game Coordinator/Wide Receivers | Second Season at Miami (12th Overall)



DUGANS FILE

Hometown: Tallahassee, Fla.
 College: Florida State University, '99
 Birthdate: April 27, 1977
 Wife: Yasheka
 Children: Yasmin, Y'Allana, Yanni and Ron, Jr.

Coaching Career

2016	Miami
	Wide Receivers
2014-2015	South Florida
	Wide Receivers
2010-2013	Louisville
	Wide Receivers
2007-2009	Georgia Southern
	Wide Receivers
2007	Cincinnati Bengals
	Coaching Assistant
2005-2007	Florida State
	Graduate Assistant

BOWL GAMES COACHED (8)

2016 Russell Athletic Bowl	Miami
2015 Miami Beach Bowl	USF
2013 Russell Athletic	Louisville
2012 Sugar Bowl	Louisville
2011 Belk Bowl	Louisville
2010 Beef'O'Brady's Bowl	Louisville
2006 Emerald Bowl	FSU
2005 Orange Bowl	FSU

Ron Dugans is in his second season as the Hurricanes' wide receivers coach. In addition to his duties as Miami's wide receivers coach, Dugans also serves as the passing game coordinator.

Dugans guided Ahmmon Richards to freshman All-America honors and second-team ACSMA All-ACC honors in his first season, as Richards set the UM freshman all-time receiving mark with 934 yards. Senior Stacy Coley, who became just the eighth Hurricane to ever top 2,000 career yards - including a career-best 754 under Dugans' watch in 2016 - was named to the All-ACC Third Team. Following the year, Coley would go on to be selected in the seventh round of the NFL Draft by the Minnesota Vikings.

Dugans, a former wide receiver with the Cincinnati Bengals, has 12 years of coaching experience, making previous stops at Florida State, Georgia Southern, Louisville and USF.

The Tallahassee native spent the 2014 and 2015 seasons at USF, where he helped the Bulls to an 8-5 record and an appearance in the 2015 Miami Beach Bowl. Under Dugans' direction in 2015, junior wide receiver Rodney Adams posted a career-high 822 yards and hauled in a school-record nine receiving touchdowns.

In his first season in Tampa, Dugans helped guide wide receiver Andre Davis to a then-school record seven touchdown catches in 2014 despite Davis missing four games with an injury.

Before his two-year stint at USF, Dugans spent three years at Louisville where he served as an assistant on Charlie Strong's staff from 2010-13.

During his final two seasons at U of L, the Cardinals posted a 23-3 record, including an 11-2 mark and a win in the 2013 Sugar Bowl. He guided wide receiver DeVante Parker to first-team All-American Athletic Conference honors in 2013, as the junior caught 55 passes for 885 yards and 12 touchdowns. Parker, who was also a 2012 first-team All-BIG EAST selection after posting 10 touchdown receptions, logged 28 touchdown catches in his first three seasons.

Prior to his time at Louisville, Dugans coached wide receivers at Georgia Southern (2007-09) for three seasons. Under Dugans' guidance, wide receiver Raja Andrews broke several school records during his senior campaign, en route to finishing 15th nationally in receptions per game and 20th in receiving yards.

Dugans served as a coaching assistant with the NFL's Cincinnati Bengals during the 2007 season. Prior to that, he coached at his alma mater, Florida State. He spent the 2006 season as a graduate assistant coach on offense.

Dugans reunites with Richt after he played for the Hurricanes' coach during his time as offensive coordinator at Florida State.

As a player from 1995-99, Dugans played his first two seasons at FSU before taking a medical redshirt during the 1997 campaign. He returned as a starting wide receiver his final two years from 1998-99 and posted 105 receptions for 1,520 yards and seven touchdowns in his career. He caught six passes for 135 yards in the 1999 Fiesta Bowl BCS National Championship Game against Tennessee and tallied five receptions for 99 yards and two

COACHES & STAFF



STACY SEARELS

Offensive Line | Second Season at Miami (26th Overall)

SEARELS FILE

Hometown: Trion, Ga.
College: Auburn University, '90
Birthdate: May 19, 1965
Wife: Patricia Hale
Children: Taylor and Savannah

Coaching Career

2016	Miami Offensive Line
2014-2015	Virginia Tech Offensive Line
2011-2013	Texas Offensive Line
2009-2010	Georgia Offensive Line/Run Game Coordinator
2007-2008	Georgia Offensive Line
2003-2006	LSU Offensive Line
2000-2002	Cincinnati Offensive Line
1994-2000	Appalachian State Offensive Line
1992-1993	Auburn Graduate Assistant

BOWL GAMES COACHED (17)

2016 Russell Athletic Bowl	Miami
2015 Independence Bowl	Va Tech
2014 Military Bowl	Va Tech
2013 Alamo Bowl	Texas
2012 Alamo Bowl	Texas
2011 Holiday Bowl	Texas
2010 Liberty Bowl	Georgia
2009 Independence Bowl	Georgia
2008 Capitol One Bowl	Georgia
2007 Sugar Bowl	Georgia
2006 Sugar Bowl	LSU
2005 Peach Bowl	LSU
2004 Capitol One Bowl	LSU
2003 Sugar Bowl	LSU
2002 New Orleans	Cincinnati
2001 Motor City	Cincinnati
2000 Motor City	Cincinnati

FCS PLAYOFFS

2000 NCAA Playoffs	Appalachian State
1999 NCAA Playoffs	Appalachian State
1998 NCAA Playoffs	Appalachian State
1995 NCAA Playoffs	Appalachian State
1994 NCAA Playoffs	Appalachian State

Stacy Searels is in his second season as the Hurricanes' offensive line coach.

Under his watch, senior offensive lineman Danny Isidora earned third-team ACSMA All-ACC honors in 2016. Following the year, Isidora was selected in the fifth round of the NFL Draft by the Minnesota Vikings.

Miami's offensive line played a key role in running back Mark Walton becoming just the 11th 1,000-yard rusher in Miami history in 2016.

Searels, the former offensive line coach at Virginia Tech, Texas, Georgia and LSU, and an All-America offensive lineman as a player at Auburn, reunited with Richt for the second time his career. Searels spent the 2007-10 seasons on Georgia's staff.

The Georgia native arrives in Coral Gables after he spent the past two seasons at Virginia Tech, where his offensive line helped guide the Hokies to a pair of bowl victories.

In 2013, his final season at Texas, Searels' line enabled the Longhorns to finish 36th in the country in rushing offense and 17th in sacks allowed per game. Trey Hopkins was named first-team All-Big 12, while Donald Hawkins secured a spot on the second team.

In 2012, the offensive line, which was without a senior starter, allowed the opposition to post just 4.1 tackles for loss per game, which ranked tied for third in the country.

During his first season at Texas, Searels helped the Longhorns rank 21st nationally and third in the Big 12 with 210.4 rushing yards per game.

Searels joined the Longhorns after coaching the offensive line at Georgia for four seasons. He added the duties of running game coordinator in 2009. During his time in Athens, the Bulldogs ranked in the top 25 in the nation in fewest sacks allowed three times, including ranking sixth and leading the SEC in 2009 with just 12.

From 2003-06, Searels coached the offensive line at LSU, where he helped the Tigers win 44 games over four seasons and capture the 2003 BCS National Championship. Guard Stephen Peterman was drafted in the third round of the 2004 NFL Draft by the Cowboys, while tackle Andrew Whitworth was a second-round pick of the Bengals in 2006.

Prior to his stint in Baton Rouge, Searels coached the offensive line at Cincinnati for three seasons (2000-02) and at Appalachian State for seven seasons (1994-2000). He started his coaching career as a graduate assistant at Auburn, his alma mater, in 1992.

A three-year starter on the offensive line at Auburn, Searels earned first-team All-America honors from both The Associated Press and Football News as a senior in 1987.

Searels blocked for Heisman Trophy winner Bo Jackson in 1985 and All-American Brent Fullwood at Auburn in 1986 before becoming a fourth-round draft pick by the San Diego Chargers in 1988. He ended his professional career in 1991 with the New York/New Jersey Knights of the World League of American Football.

Searels is married to the former Patricia Hale, and they have two daughters: Taylor and Savannah.

COACHES & STAFF



TODD HARTLEY

Special Teams Coordinator/Tight Ends | Second Season at Miami (10th Overall)

Todd Hartley is in his second year as the Hurricanes' special teams coordinator and tight ends coach.

Under his watch, redshirt sophomore tight end David Njoku earned ACSMA All-ACC Honorable Mention recognition with 698 receiving yards and eight touchdowns in 2016. Njoku would then go on to be selected in the first round of the 2017 NFL Draft by the Cleveland Browns.

Punter Justin Vogel averaged a career-best 43.8 yards per punt, which ranked 21st nationally, while Braxton Berrios' average of 11.3 yards per punt return were the 11th-most nationwide. Vogel earned ACSMA All-ACC second-team honors.

Hartley arrived in Miami after serving as Georgia's director of recruiting in 2015.

Before his return to Georgia, Hartley spent four years at Marshall serving as the tight ends coach and recruiting coordinator from 2013-14. He began his tenure at Marshall as the team's defensive assistant and safeties coach.

In 2014, he coached punter Tyler Williams to first-team All-Conference USA honors and tight end Eric Frohnapel to C-USA and honorable mention All-Conference USA honors, making it the fourth straight year he coached at least one all-league student-athlete (2013-tight end Gator Hoskins, 2012-safety Dominick LeGrande and 2011-safety Omar Brown).

His punt unit tied for first in the league in average (43.23) and his kickoff return unit ranked second in the league with a 24.61-yard average. Kickoff return man Deandre Reaves totaled 931 return yards, breaking his school record of 924 from 2013. His extra-point/field goal unit set school records in extra points made (83) and kick points (133). He also coached tight end Ryan Yurachek to Conference USA All-Freshman honors. Prior to the season, his recruiting class was ranked as the best in Conference USA by various recruiting services by a wide margin and among the best within the Group of Five.

In 2013, Hartley mentored Hoskins, a two-time John Mackey Award Watch List honoree who secured a spot on the award's semifinalist list as a senior. A third-team CollegeSportsMadness.com All-American and first-team All-Conference USA selection, the Gainesville, Fla., native finished his career with 28 touchdowns on 99 receptions totaling 1,318 yards. The only player in Herd history to top Hoskins' 28.3 percent touchdown-catches ratio was Randy Moss (31.5 percent on 168 receptions, 53 touchdown catches). His 28 touchdown catches rank third in Herd history (Moss 53, Darius Watts 47). He finished with 15 touchdown catches as a senior (fifth-most at Marshall for a single season), a total that was tied for third nationally and the most among tight ends by seven. That season, his kickoff return unit finished third in Conference USA with a 23.85-yard average.

Georgia had an 11-win season and tallied three bowl victories during Hartley's years working with the Bulldogs, including a 41-10 rout of No. 10 Hawai'i in the 2008 Sugar Bowl. He was instrumental in preparation of the Georgia defense for the 2009 Independence Bowl at a time only one full-time assistant was on staff.

Hartley originally joined the Bulldogs as a student assistant at the end of the 2005 season and worked with the offense and special teams until the spring of 2008.

Hartley graduated from Georgia with a degree in health and physical education in May, 2008.

HARTLEY FILE

Hometown: Gary, Ga.
College: University of Georgia, '08
Birthdate: Sept. 9, 1985
Wife: Jessica
Children: Tucker, Tenley, Teagan and Tatum

Coaching Career

2016	Miami
	Tight Ends/Special Teams
2015	Georgia
	Director of Recruiting
2013-2014	Marshall
	Tight Ends and Recruiting Coordinator
2011-2012	Marshall
	Defensive Assistant/Safeties
2009-10	Georgia
	Graduate Assistant
2008	West Virginia
	Offensive Quality Control

BOWL GAMES COACHED (8)

2016 Russell Athletic Bowl	Miami
2015 TaxSlayer Bowl	Georgia
2014 Boca Raton Bowl	Marshall
2013 Military Bowl	Marshall
2011 Beef 'O' Brady's Bowl	Marshall
2010 Liberty Bowl	Georgia
2009 Independence Bowl	Georgia
2008 Car Care Bowl	West Virginia

COACHES & STAFF



MIKE RUMPH

Cornerbacks | Second Season at Miami (Second Overall)

COACHES & STAFF

RUMPH FILE

Hometown: Boynton Beach, Fla.
 College: University of Miami, '02
 Birthdate: Nov. 8, 1979
 Wife: Veronica
 Children: Jalen and Sienna

Coaching Career

2016	Miami Cornerbacks
2013-2015	American Heritage Head Coach
2011-2012	American Heritage Defensive Coordinator

BOWL GAMES COACHED (1)

2016 Russell Athletic Bowl Miami

Mike Rumph is in his second season as the Hurricanes' cornerbacks coach.

Miami's defensive backfield enjoyed vast improvements under Rumph's guidance in 2016.

Senior defensive back Corn Elder earned ACSMA All-ACC second-team honors and served as one of Miami's top defensive playmakers. Elder would then go on to be selected in the fifth round of the NFL Draft by the Carolina Panthers.

Rumph also coached Adrian Colbert, who would go on to be selected by the San Francisco 49ers in the seventh round of the NFL Draft.

At the conclusion of the 2016 season, Miami was ranked No. 20 nationally in total defense (up from No. 69 the previous season), No. 9 in yards per play (No. 86 in 2015), No. 12 in scoring defense (No. 77 in 2015), No. 5 in tackles for loss (No. 105 in 2015), No. 22 in team sacks (No. 70 in 2015) and tied for No. 8 in defensive touchdowns allowed (No. 61 in 2015).

Rumph, a member of the Hurricanes' 2001 national championship team, returned to his alma mater after spending the previous three seasons as the head coach at American Heritage High School in Plantation, Fla.

During his three seasons as head coach, Rumph guided the Patriots to three straight Florida High School Athletic Association (FHSAA) state playoff appearances and compiled an overall record of 39-6 in one of Florida's most competitive districts.

Rumph wasted little time making his mark on the local high school coaching scene, as his 2013 and

2014 squads claimed 5A FHSAA State Championships, defeating its opponents by a combined score of 104-8 in the final game. American Heritage became just the second school in Broward County history to win back-to-back state football championships.

In 2013 and 2014, Rumph was recognized for his work on the sidelines as he was selected as a coach for the U.S. Army All-American Bowl in San Antonio.

Before taking over as the head coach at American Heritage, Rumph served as the team's defensive coordinator for two seasons.

In addition, Rumph served as the boys and girls track and field head coach. In 2011, his boys and girls track and field teams captured the state championship. Following the year, Rumph was named the 2011 *Miami Herald* Track and Field Coach of the Year.

As a player at the University of Miami, Rumph earned all-conference honors during his junior and senior seasons. As a senior, Rumph finished with 117 tackles and six interceptions as he helped the Hurricanes to the 2001 National Championship.

Following the 2001 campaign, Rumph was selected in the first round of the 2002 NFL Draft with the 27th overall selection by the San Francisco 49ers. He played four seasons in San Francisco before concluding his pro career in 2006 with the Washington Redskins.



EPHRAIM BANDA

Safeties | Second Season at Miami (Eighth Overall)

BANDA FILE

Hometown: San Antonio, Texas
 College: Univ. of the Incarnate Word, '04
 Birthdate: Nov. 1, 1981
 Wife: Crystal
 Children: Darian

Coaching Career

2016	Miami Safeties
2015	Mississippi State Defensive Assistant
2012-2015	Texas Graduate Assistant (Defense/ST)
2010-2011	Incarnate Word Graduate Assistant

BOWL GAMES COACHED (5)

2016 Russell Athletic Bowl	Miami
2015 Belk Bowl	Mississippi State
2014 Texas Bowl	Texas
2013 Alamo Bowl	Texas
2012 Alamo Bowl	Texas

Ephraim Banda is in his second season as the Hurricanes' safeties coach.

Miami's defensive backfield enjoyed vast improvements under Banda's watch in 2016. Senior Rayshawn Jenkins earned ACMA All-ACC honorable mention recognition. Jenkins would later go on to be selected in the fourth round of the NFL Draft by the Los Angeles Chargers.

At the conclusion of the 2016 season, Miami was ranked No. 20 nationally in total defense (up from No. 69 the previous year), No. 9 in yards per play (No. 86 in 2015), No. 12 in scoring defense (No. 77 in 2015), No. 5 in tackles for loss (No. 105 in 2015), No. 22 in team sacks (No. 70 in 2015) and tied for No. 8 in defensive touchdowns allowed (No. 61 in 2015).

Banda spent the 2015 season at Mississippi State, where he served as a defensive assistant under current Hurricanes defensive coordinator Manny Diaz.

In 2015, Mississippi State posted a 9-4 record, including a victory over NC State in the Belk Bowl. The Bulldogs' defensive unit held opponents to just 23.2 points per game and ranked in the nation's top 10 in red zone defense.

In addition, MSU led the nation in fewest pass plays of 20+ yards allowed in 2015, surrendering only 24. Despite several key injuries to seniors, the secondary ranked fourth in the Southeastern Conference in passes defended with 63.

Before arriving in Starkville, Banda spent three seasons as a defensive graduate assistant at Texas from 2012-15. He filled a variety of roles, from scripting practices and orga-

nizing scouting reports to assisting with the defensive backs. He also worked with both head coach Charlie Strong and former head coach Mack Brown.

Banda was an instrumental part of the Longhorns defense staff during his time at Texas.

In 2014, Banda's assistance to the defensive staff guided the Longhorns to the nation's 24th-best ranking in total defense. The 2014 Texas squad also ranked No. 1 in scoring defense, No. 2 in total defense, No. 1 pass defense and No. 1 pass defense efficiency.

In 2012, Banda assisted with the game plan that allowed Texas to set an Alamo Bowl record with 10 sacks in the win over No. 13 Oregon State.

Under Banda's assistance in 2012, Texas also featured a defensive unit that allowed just 212.0 passing yards per game, while facing five of the nation's top-10 passing offenses that season.

In addition to his work on defense, Banda also assisted with the Longhorn special teams.

During his tenure at Texas, Banda coached first-round NFL Draft pick Kenny Vaccaro.

Banda is a graduate of Incarnate Word in San Antonio. He got his coaching start there after his playing days in 2011.



JON RICHT

Quarterbacks | Second Season at Miami (Third Overall)

Jon Richt is in his second season as the Hurricanes' quarterbacks coach.

Under his watch, former Hurricane quarterback Brad Kaaya became the all-time leading passer in Miami history.

Kaaya also finished the 2016 season by posting single-season career bests in passing yards (3,532), touchdowns (27) and completions (261) under Richt's guidance.

In addition, Kaaya posted a single-season career-best completion rate of 62.0 percent during the 2016 season.

Following the 2016 season, Kaaya was selected in the sixth round of the NFL Draft by the Detroit Lions.

Richt joined his father Mark's staff for the second time in his coaching career after he spent the 2015 campaign with the Buffalo Bills as an offensive assistant.

During his lone season in Buffalo, the Bills posted an 8-8 record under first-year head coach Rex Ryan.

He spent the 2014 season serving on Georgia's staff as a quality control assistant.

During the 2014 campaign, Georgia posted a 10-3 overall record and went 6-2 in in SEC play, placing second in the East Division.

The 2014 season was a record-breaking year for the Bulldogs' offensive unit as Georgia posted 537 points and averaged 41.3 points per game - both of which are school records. Georgia's 41.3 points per game ranked eighth in the NCAA.

RICHT FILE

Hometown: Watkinsville, Ga.

College: Mars Hill College, '12

Birthdate: March 11, 1990

Wife: Anna

Children: Jady

Coaching Career

2016 Miami
Quarterbacks

2015 Buffalo Bills
Offensive Assistant

2014 Georgia
Quality Control

BOWL GAMES COACHED (2)

2016 Russell Athletic Bowl Miami

2014 Belk Bowl Georgia

COACHES & STAFF



GUS FELDER

Director of Strength & Conditioning | Second Season at Miami (Fourth Overall)

Gus Felder begins his second season as the Hurricanes' Director of Strength and Conditioning.

Felder is most inspired by his high school football coach George Curry and his words: "When you work hard great things happen."

Felder arrived in Coral Gables after he spent the previous two seasons at the University of Georgia where he served as the Assistant Director of Strength and Conditioning.

Felder and his wife Kelly have five children - Destiny, Jazmine, Alexa, EJ and Faith.

Felder brings over a decade of coaching experience to the University of Miami Strength and Conditioning program.

Felder obtained his Master of Education Degree in Educational Leadership with a concentration in Health Education from Penn State while serving as a graduate assistant and assistant football coach. He was also groomed there as an undergraduate and earned his bachelor's in Kinesiology.

Felder played four years with the Nittany Lions from 1998-2002 and was named to the All Big Ten team in 2001 and 2002 at the left tackle and guard positions.

After a short stint in the National Football League (NFL) with the Cleveland Browns, he began his coaching career in the high school ranks with Simon Gratz High School (Philadelphia), Melbourne High School (Florida), and State College Area High School (State College Pa) as head and assistant coaching positions. Felder also spent time at Cheyney University, and Clark Atlanta University, serving as the Director Strength and Conditioning and assistant football coach, with both Universities.

He is a native of North Philadelphia, Pennsylvania, who prepped at Berwick Area High School where he was an All-America offensive lineman.

FELDER FILE

Hometown: Philadelphia, Pa.
 College: Penn State, '02
 Birthdate: September 9, 1978
 Wife: Kelly
 Children: Destiny, Jazmine, Alexa, EJ and Faith

Coaching Career

2016	Miami
	Director of Strength and Conditioning
2014-15	Georgia
	Assistant Director of Strength and Conditioning
2012-14	Clark Atlanta University
	Director of Strength and Conditioning
2007-09	Melbourne HS
	Assistant Head Football Coach
2005-07	Cheyney University
	Director of Strength and Conditioning
2004-05	Simon Gratz
	Head Football Coach

BOWL GAMES COACHED (5)

2016 Russell Athletic Bowl	Miami
2014 Belk Bowl	Georgia
2014 Gator Bowl	Georgia
2011 TicketCity Bowl	Penn State
2010 Outback Bowl	Penn State

FOOTBALL SUPPORT STAFF



ALEX DEVINE

GRADUATE ASSISTANT / DEFENSE
Mississippi State (2015)

Alex Devine is in his second season as a graduate assistant for the Miami Hurricanes football program.

Devine arrived in Coral Gables prior to the 2016 season following two years as a student assistant at Mississippi State.

During his two seasons as a student assistant, Devine worked primarily with the Bulldogs' defensive line.

Devine played two seasons at Mississippi Delta Community College where he started at offensive line during the 2011 and 2012 seasons.

The Winona, Miss., native earned his degree in sport studies in 2015.



MATTHEW GAZZILLO

GRADUATE ASSISTANT / DEFENSE
Florida State (2014)

Matthew Gazzillo is in his first season as a graduate assistant for the Miami Hurricanes football program.

Prior to his current role, he served as a defensive quality control analyst for the 2015 and 2016 seasons. Gazzillo was a volunteer in the football office during the 2014 campaign.

A native of Fort Lauderdale, Fla., Gazzillo graduated with a degree in English from Florida State University. Prior to his arrival at FSU, Gazzillo starred on the St. Thomas Aquinas football team as a defensive lineman, helping the team to a pair of state championships.

During his time at St. Thomas Aquinas, Gazzillo was teammates with former Hurricanes Brandon Linder and Phillip Dorsett.



MICHAEELE HARRIS

GRADUATE ASSISTANT / OFFENSE
Louisville (2014)

Michealee Harris is in his first season as an offensive graduate assistant for the Miami Hurricanes football program.

A Miami native, Harris joined the Hurricanes from the University of Illinois, where he spent the 2016 season as an offensive analyst with the Fighting Illini.

Harris played three seasons as a wide receiver at Louisville (2011, 13-14) before finishing his degree in December 2014 and transferring to Akron for his final season of eligibility.

Harris caught 61 passes for 763 yards and five touchdowns during his Louisville career. His best season came in 2011 as a redshirt freshman when he made 37 receptions for 455 yards and two touchdowns, but a torn ACL prior to that year's Belk Bowl

required him to miss the entire 2012 season. Harris returned to contribute 195 receiving yards in 2013 and 113 in 2014, including at least one reception in the Cardinals' first seven games of his last season with the team.

Harris was ranked as the No. 13 wide receiver in the country coming out of Northwestern High School.



DANNY KALTER

GRADUATE ASSISTANT / SPECIAL TEAMS
Miami (2017)

Danny Kalter is in his first season as a graduate assistant for the Miami Hurricanes football program.

Prior to his current role, Kalter served as a student volunteer at Miami for the 2013-2016 seasons.

A native of Pembroke Pines, Fla., Kalter graduated from the University of Miami in 2017.



DAVID COONEY

QUALITY CONTROL ANALYST / OFFENSE
FAU (2006)

David Cooney is in his first season as a quality control analyst for the Miami Hurricanes football program.

Prior to his current role, Cooney was the offensive coordinator for the Miami Southridge Spartans, who won the 2016 8A state championship under his guidance



BRANDON LUMISH

QUALITY CONTROL ANALYST / OFFENSE
Miami (2013)

Brandon Lumish is in his third season as an offensive quality control analyst for the Miami Hurricanes football program.

Lumish served as an intern for the offensive coaching staff during spring of 2014 and was a student assistant in 2013.

A native of Miami, he graduated from the University of Miami in 2013 with a bachelor's degree in communications with a double minor in psychology and sports administration.

FOOTBALL SUPPORT STAFF



GREG NOSAL

QUALITY CONTROL ANALYST / OFFENSE
Virginia Tech (2011)

Greg Nosal is in his second season as an offensive quality control analyst for the Miami Hurricanes football program.

He joined the staff after spending three years as a graduate assistant at Virginia Tech, spending the past two seasons under the direction of current UM offensive line coach Stacy Searels. In his first season at Virginia Tech, Nosal worked with the Hokies' tight ends and assisted with the scout team secondary.

Prior to beginning his coaching career, Nosal played offensive line for Virginia Tech from 2007-11 and helped guide the Hokies to three ACC Championships and four BCS bowl appearances (three Orange Bowls and one Sugar Bowl). As a senior in 2011, Nosal earned All-ACC honors.

Following his collegiate career, Nosal earned his undergraduate degree in Business Management. A native of Virginia Beach, Va., Nosal was an all-state tight end at Kellam High School.



MIKE ZUCKERMAN

QUALITY CONTROL ANALYST / DEFENSE
Miami (2012)

Michael Zuckerman is in his first season as a defensive quality control analyst for the Miami Hurricanes football program.

Zuckerman, who spent the previous two seasons as a graduate assistant at Miami before transitioning to quality control analyst, returned to Coral Gables after spending nearly two years as a member of the Rutgers coaching staff. He was a player development assistant in 2013 and was elevated to graduate assistant in 2014 before leaving for Miami.

Prior to Rutgers, Zuckerman spent three years working as a student with the Hurricanes. He earned his start as a volunteer operations assistant before serving as a volunteer offensive assistant for the Hurricanes. Zuckerman got his start in coaching at New Rochelle (N.Y.) High School in 2008, working with the offensive and defensive lines as an assistant coach.

A 2012 University of Miami graduate, Zuckerman was a four-year member of the New Rochelle football team, including serving as captain as a senior.



JONATHAN PATKE

QUALITY CONTROL ANALYST / DEFENSE
Stephen F. Austin (2008)

Jonathan Patke is in his second season as a defensive quality control analyst for the Miami Hurricanes football program.

Patke arrived in Coral Gables after spending the 2015 season at Mississippi State where he also worked with Diaz on the defensive side of the ball, serving as a graduate assistant.

During his lone season in Starkville, Miss., Patke helped guide the Bulldogs to a 9-4 record and a victory in the 2015 Belk Bowl in Charlotte, N.C. In addition, the Bulldogs' set the school record for tackles for loss and ranked 10th nationally during the 2015 campaign.

Before joining the coaching staff at Mississippi State, Patke also worked with Diaz at Louisiana Tech during the 2014 campaign and helped guide the Bulldogs to a 9-5 record. Louisiana Tech also captured the 2014 Heart of Dallas Bowl, defeating Illinois 35-18.

Patke began his coaching career in 2011 at University of The Incarnate Word, working with current Miami safety coach Ephraim Banda. He spent two years at UIW and earned his master's degree in business administration with an emphasis on sports management.

Patke received his undergraduate degree in business administration from Stephen F. Austin State University in 2008. He also played linebacker at SFA for four years (2004-08) and was a three-year starter.



JOHN THOMAS

ASSOCIATE STRENGTH & CONDITIONING
COACH
Muskingum College

John Thomas arrived in Coral Gables prior to the 2016 season after spending the past four years on head football coach Mark Richt's staff at Georgia, where he served as the senior associate director of strength and conditioning.

In his four years on the UGA staff, Thomas worked with 21 All-SEC players (eight first team) and had 15 players selected in the NFL draft.

Prior to his time at Georgia, Thomas served as the head football strength and conditioning coach at Penn State for 20 years.

At Penn State, his strenuous program was known for producing fourth-quarter success. Penn State won seven games decided by 10 points or less in 2011, and his teams won 22 such games between 2005-11. His efforts were recognized with his 2002 selection as Master of Strength and Conditioning Coach, a title held by fewer than 30 people worldwide. He also was chosen the 1997 National Collegiate Strength and Conditioning Coach of the Year.

During his tenure at Penn State in the weight room, he coached 124 All-Big Ten players, 81 NFL draft picks including 17 first rounders. The Nittany Lions earned 16 post-season bowl invitations during that time. Twenty-five of his former graduate assistants have become college or professional level strength coaches or personal trainers, all with master's degrees.

Thomas spent three seasons at the U.S. Military Academy, the last two as the head of the strength and conditioning program in 1989-91. A Muskingum College graduate, he started at defensive tackle for two years and at offensive guard for two seasons and

FOOTBALL SUPPORT STAFF

was an All-Ohio Valley Athletic Conference first-team pick and a second-team Division II All-American. He was inducted into the Muskingum Athletic Hall of Fame in October 2008.

Thomas spent two years as a graduate assistant football and strength coach at Toledo. At the University of the South (1986-88), he coached football and served as a strength coach in football and baseball.

He is married to the former Kelly Sims of Huntland, Tenn., and they have three children: Jacob, Logan and Grace.



VICTOR ISHMAEL


ASSISTANT STRENGTH & CONDITIONING COACH

Victor Ishmael is currently in his 16th year at the University of Miami, and completing his 20th year in collegiate strength and conditioning. He has been responsible for overseeing and implementing programs for football, golf, rowing, softball, women's basketball, wrestling, cheerleading, and track and field.

A native of Neeses, South Carolina, Ishmael received his Bachelor's degree in English Education from South Carolina State University in 1987. Ishmael is not only certified by Collegiate Strength and Conditioning Coaches Association (CSCCA) as a Master Strength Coach, but also by the National Strength and Coaches Association (NSCA), as a Certified Strength and Conditioning Specialist (CSCS), and Registered Strength and Conditioning Coach with Distinction (RSCC*D).

He worked as an Assistant Strength Coach at the University of North Carolina from 1998 to 2001, prior to that he coached at the University of South Carolina from 1997 to 1998 and was a volunteer coach at the University of Georgia during the summer of 1996.

Coach Ishmael is married to Renee Davis Ishmael and they have five kids: Victor Jr, Aiyana, Jabari, Jessica and Marisa.



JEREMY ROBERTS

ASSISTANT STRENGTH & CONDITIONING COACH

South Alabama (2011)

Jeremy Roberts begins his second season in Miami. He arrived in Coral Gables prior to the 2016 season after he obtained his Master of Business Administration degree from Clark Atlanta University, while serving as an assistant with the Strength and Conditioning Department. Roberts also played a graduate season with the Panthers in 2012 at the cornerback position.

Roberts obtained his undergraduate degree from the University of South Alabama earning a degree in Interdisciplinary Studies. He played three years with the Jaguars (2008-2011) at wide receiver and cornerback.

A native of Mobile, Ala., Roberts prepped at W.P Davidson High School (2007).



MIGUEL RIVERA

ASSISTANT STRENGTH & CONDITIONING COACH

East Stroudsburg (2009)

Miguel Rivera is in his second season at Miami. He arrived prior to the 2016 season after he spent the past six years at Stony Brook, including the last three as the Director of Athletic Performance. He was named Assistant Director of Strength and Conditioning at the University of Miami on August 22, 2016.

Rivera 10 years of coaching experience in athletic performance and will work extensively with Football and Diving. Prior to his arrival at Miami, Rivera was the Interim Assistant Athletics Director at Stony Brook University. Before that appointment, he spent three years serving as the Director of Athletic Performance and three years as the Assistant Speed, Strength and Conditioning Coach.

During his time at Stony Brook, Miguel helped SBU capture three Big South Championships in football and earn a spot in the FCS Playoffs for the first time in school history where they would go on to advance to the second round of the 2011 NCAA Div.

Prior to his time at Stony Brook, Rivera served as a strength and conditioning graduate assistant at East Stroudsburg from 2009-2010 where he designed and developed in and off-season strength training programs and cultivated strategies to augment the abilities of the student-athletes.

Rivera began his career in strength and conditioning as an intern at the University of Princeton during the summer of 2009, assisting with strength and conditioning programs for football and men's and women's basketball.

A 2009 graduate of East Stroudsburg University, Rivera earned his Bachelor of Sport Management and minor in Exercise Science in Kinesiology while on football scholarship for the Warriors. He received his Master of Science in Exercise Physiology from East Stroudsburg in 2010.



KYLE BELLAMY

DIRECTOR OF FOOTBALL NUTRITION & PERFORMANCE

Miami (2009)

Kyle Bellamy is in his fourth season at the University of Miami and his second as the Hurricanes' director of football nutrition & performance.

In his current capacity, Bellamy oversees the sports nutrition needs for Miami's entire athletics department, including nutrition education, counseling, training tables, body composition analysis and supplement evaluation.

Bellamy, a 2009 Miami alum and former Hurricanes baseball player, is no stranger to the Coral Gables community, as he spent the previous two seasons working in the Hurricanes' strength and conditioning department as a full-time intern.

The Florida native also spent time as a pitching coordinator at Baseball .365 where he oversaw pitchers at the baseball academy in Doral, Fla.

As a player at Miami, Bellamy participated in College World

FOOTBALL SUPPORT STAFF

Series with the No. 1-ranked Hurricanes in 2008, when he was a second-team All-American and was invited to play for Team USA. In 2009, Bellamy earned first-team All-America honors, and was named to watch lists for a number of major honors, including the Golden Spikes Award, the Dick Howser Trophy and Stopper of the Year Award.

Following his collegiate career, the Chicago White Sox selected Bellamy in the fifth round of the 2009 MLB First-Year Player Draft.

During his time with the White Sox, Bellamy was recognized as the "Hardest Working Pitcher in the Organization" in 2010 and 2012.



DON CORZINE

DIRECTOR OF FOOTBALL OPERATIONS
Indiana (1999)

Former Arizona Cardinals scout Don Corzine is in his sixth year as the Director of Operations for the University of Miami football program.

In his current role, Corzine oversees the day-to-day operations of the Miami football team with responsibilities including team travel, staff coordination and budget control.

Prior to joining the Hurricanes' staff, Corzine had spent the previous seven years with the Arizona Cardinals and was the organization's east coast scout for his last four years. He joined the organization in June 2005 as its northeast scout.

Prior to his jump to the NFL, Corzine served as the Director of Football Operations at Connecticut from 2000-2005 under current Maryland Terrapins head coach Randy Edsall. While at UConn, Corzine was responsible for coordinating team travel, pre-season camp and player housing. He also designed and implemented a recruiting evaluation system, while organizing and coordinating clinics and recruiting visits.

Before being named Director of Football Operations at UConn, he was an assistant coach and recruiting coordinator for the Huskies from March 1999 to May 2000. During his six-year tenure in Storrs, Conn., he directed the Randy Edsall Football Camp; he organized and administered housing, budgeting and scheduling for the camp, while also hiring and assigning camp staff.

A native of Canton, Ohio, Corzine graduated from Indiana University in 1999 with a bachelor's degree in sport management. Following graduation, he spent eight months as a graduate assistant at Ball State.



MATT DOHERTY

DIRECTOR OF PLAYER PERSONNEL
Miami (2008)

Matt Doherty is in his second season as the Hurricanes' director of player personnel under head coach Mark Richt.

Doherty, who graduated from Miami's School of Business Administration in 2008, returned to The U after he spent the 2015 season as recruiting coordinator under Jim Harbaugh at the

University of Michigan.

During his time in Ann Arbor, Doherty was instrumental in helping the Wolverines land the nation's No. 4 overall recruiting class according to Rivals.com. He also helped the Wolverines land the country's consensus No. 1 overall prospect in Rashan Gary.

Before departing to Michigan, Doherty spent four seasons with the Miami Hurricanes football program, including one as the director of player personnel. Doherty initially joined the Hurricanes' staff as the coordinator of football operations in February 2011.

Before joining the Hurricanes, Doherty spent the 2009-10 season as a scouting assistant with the New England Patriots, where he contributed to the evaluation of both professional and collegiate prospects, and aided in preparations for the NFL Draft.

Doherty is a native of Andover, Mass.



KAREEM BROWN

DIRECTOR OF PLAYER DEVELOPMENT (DEF.)
Miami (2006)

Former Miami defensive standout Kareem Brown is in his fourth season on the Hurricanes football staff and his second as the program's director of player development (defense).

Prior to his return to Coral Gables, Brown spent the 2012 season as a defensive line assistant at FIU.

During his time at FIU, Brown worked directly with defensive coordinator Todd Orlando and assisted the defensive staff in preparation for opponents. He signaled calls to the defensive line on gameday and worked with FIU's defensive line coach in developing run game and pass rush schemes.

Brown spent five years in the NFL with three different teams.

He was selected in the fourth round of the 2007 NFL Draft by the New England Patriots. He spent the 2008 and 2009 seasons with the New York Jets and the 2010 and 2011 seasons with the Tennessee Titans.

Brown played football for Miami from 2002-05. In 2004, he was recognized as the team's Most Improved Defensive Player. In 2005, he earned Defensive Lineman of the Year honors.

As a senior in 2005, Brown tallied 60 tackles, 12.5 tackles for loss and a team-best 11.0 sacks, while also posting 16 QB hurries. As a junior in 2004, he made 39 tackles, 11.0 tackles for loss and 3.0 sacks, while recovering two fumbles. He was a starter in the 2006 Under Armour Senior Bowl in Mobile, Ala.

A Miami native, Brown was a four-year starter at Miami Norland Senior High School. He graduated from UM with a bachelor's degree in liberal arts in May 2006.

FOOTBALL SUPPORT STAFF



JOEL RODRIGUEZ

DIRECTOR OF PLAYER DEVELOPMENT (OFF.)

Miami (2005)

Joel Rodriguez, a former lineman at the University of Miami, begins his third year as a member of the Hurricanes staff in 2016 where he will serve as the team's director of player development (offense).

Rodriguez returned to Coral Gables following an impressive three-year tenure at Fordham University, where he primarily worked with the offensive line and served as the run game coordinator. Under his watchful eye, the Fordham offense enjoyed a record-setting year with four of the five starting linemen earning All-Patriot League honors in 2014. The line blocked for freshman running back Chase Edmonds, who won the 2014 Jerry Rice Award as the top NCAA FCS freshman as well as the 2014 Patriot League Rookie of the Year award.

In 2014, the Rams led the Patriot League in passing offense, total offense and scoring offense, while on the national level the Rams ranked fourth in passing offense (326.1 yards/game) in the NCAA FCS and ranked among the top ten in scoring offense (40.6 points/game - fifth), team passing efficiency (156.23 - third), total offense (494.1 yards/game - seventh) and first downs (331 - ninth).

In 2013, the Fordham running game was a key to the Rams' success as the team set school records for scoring (526 points), passing offense (5,052 yards) and total offense (7,214), with linemen Mason Halter and Tom Fisher leading the way as Halter earned First Team All-Patriot accolades at season's end with Halter also receiving All-America honors. The Rams also led the NCAA FCS in total offense, averaging 376.4 yards/game.

In 2012, Rodriguez coached an offensive line that helped the Fordham offense average 435.7 yards/game, second-best in the Patriot League and 18th-best in the NCAA FCS, while the Rams scored 31.2 ppg, second in the league and 32nd in the NCAA FCS.

Rodriguez arrived at Fordham after serving as the offensive line coach at Bryant University for four years, helping the Bulldogs make the transition from NCAA Div. II to NCAA FCS. In 2011, Rodriguez guided an offensive line that helped running back Jordan Brown lead the NCAA FCS in rushing, averaging 165.0 yards/game. In 2010, the Bulldogs allowed just 14 sacks in eight conference games, ranking in the top half of the league in that category.

In his first year at Bryant, the Bulldogs enjoyed a tremendously successful inaugural season competing at the Division I level, posting a 7-4 record overall, thanks in part to a strong running game. Prior to his four years at Bryant, Rodriguez was a graduate assistant coach at Mississippi in the spring of 2007.

A 2005 graduate of the University of Miami, Rodriguez was a standout offensive lineman with the Hurricanes from 2001-04, garnering Verizon Academic All-District honors during his career and being named to three BIG EAST All-Academic teams and one ACC All-Academic squad.

After serving as a backup during his first two years, Rodriguez was the starting center and anchor on the offensive line as a junior and senior. Rodriguez played in 11 games as a junior with 10 starts before suffering a season-ending injury against Rutgers. He was named offensive MVP by the Miami coaching staff after an outstanding game in the team's win over in-state rival Florida in 2003.

Rodriguez signed a free-agent contract with the NFL's Tennessee Titans following graduation and was a member of the practice squad in 2005 before being allocated to the NFL Europe Berlin Thunder in 2006.

Rodriguez is a graduate of Monsignor Pace High School where he was named the top-ranked center and fifth-best offensive lineman by Florida Prep Football.



JORGE BAEZ

ASSISTANT DIRECTOR OF PLAYER PERSON-

NEL/RECRUITING OPERATIONS

FIU (2003)

Jorge Baez begins fourth season with the Miami Hurricanes' football program and his second under head coach Mark Richt, serving as the assistant director of player personnel - recruiting operations.

In 2015, Baez held the role of director of on-campus recruiting with the Hurricanes' football program.

Baez spent the 2014 season with Miami as the program's assistant director of player personnel. In this capacity, Baez assisted with recruiting and gameday operations.

The Miami native also spent the 2003-05 seasons under head coach Larry Coker. During these three seasons with the Hurricanes, Baez gained valuable experience as he assisted in a variety of capacities and helped Miami make three straight bowl appearances, including the 2003 FedEx Orange Bowl, while the Hurricanes posted a record of 31-7 during that stint.

Prior to joining the Hurricanes staff in 2014, Baez spent the 2013 season as Gulliver Prep's offensive coordinator.

Before arriving at Gulliver Prep, Baez spent two seasons at Southern University in Baton Rouge, La.

During his two-year stint at Southern University, Baez served as the program's passing game co-coordinator and wide receivers coach.

In his first season as the program's wide receiver's coach, Baez made an immediate impact on the performance of the Southern receiving corps as the passing offense ranked No. 28 nationally and No. 1 in the SWAC, averaging 248.0 yards per game.

In his two seasons at Southern, Baez tutored three All-SWAC wide receivers (Mike Berry - 2011, LaQuinton Evans - 2011 and Lee Doss - 2012). In addition, Baez recruited and coached All-American wide receiver and Miami native Willie Quinn.

Before his arrival at Southern, Baez served as the offensive coordinator and recruiting coordinator at Lambuth University in Jackson, Tenn.

Prior to Baez' stop at Lambuth, the energetic coach held stints guiding prospects to successful collegiate and professional careers.

In 2009, Baez mentored a pair of record-setting receivers at Ole Miss in Shay Hodge and Dexter McCluster. Hodge and McCluster would eventually go on to earn first-team All-SEC honors. Hodge became the first player in Ole Miss history to top 1,000 yards receiving (1,135) and led the SEC in both yards and catches (70), while ranking third in the conference with eight TD receptions. He finished as the Ole Miss all-time leader in receiving yards.

A dual-purpose threat, McCluster became the first SEC player ever with 1,000 yards rushing and 500 yards receiving in the same season. He ended his career No. 2 on the Ole Miss all-time all-purpose yardage list.

FOOTBALL SUPPORT STAFF

In 2008, Baez helped Houston Nutt's Rebels reverse their fortunes, as the team posted a 9-4 record, won the Cotton Bowl and earned a No. 14 final national ranking.

In his second season with the Rebels, Baez mentored a Rebel receiving corps that produced current Miami Dolphins wide receiver Mike Wallace. Wallace entered the NFL after he was selected by the Pittsburgh Steelers in the third round.

Baez coached one season at the prep level before arriving in Oxford. He served as the receivers coach at Miami Palmetto High School in 2006 before holding the same post at Gulliver Prep in spring 2007.

As a player, Baez competed for Upper Iowa University 1998-2000 and later earned a bachelor's degree in 2003 from Florida International University, where he also worked one season with the football staff as a student assistant.

Baez is married to the former Laura Jaca, and the couple has two sons, Robert and Jorge, and a daughter, Chloe.

operations, team travel, coordinating on-campus recruiting visits and has direct oversight of the team's recruiting assistants.

Prior to her arrival in Coral Gables, Wilson spent two and a half years at Florida Atlantic University where she held the titles of academic advising intern and Interim Director of Football Operations.

While serving as an athletic academic advising intern during the 2012-13 academic season, Wilson mentored 19 at-risk student-athletes. She also facilitated student-athlete academic progress reports and assistant freshman student-athletes with their transition from high school to college.

In addition, Wilson served as a life skills liaison where she coordinated a series of professional development speakers for FAU's 2013 Spring Workshop Series.

Prior to the 2013 season, Wilson transitioned to the FAU football team where she played a key role in all of the team's day-to-day activities, serving as the school's Intercollegiate Athletics Coordinator for Football.

Following the 2013 campaign, Wilson was elevated to the title of Interim Director of Football Operations - a role she held for the entire 2014 season.

During 2014, Wilson organized and implemented all team travel, meals, hotels and gameday operations for over 140 individuals, which included players and team personnel. In addition, Wilson structured and implemented all official and unofficial recruiting visits, while managing FAU head coach Charlie Partridge's daily schedule.

Wilson received her bachelor's degree in communications from Westfield State University in 2010 and her master's degree in counseling in 2012.

While obtaining her master's degree at Bloomsburg University, Wilson served as a graduate assistant in the sports information office.

She also assisted the Student-Athlete Advisory Committee in implementing fundraising and community engagement events, frequently developing content for the SAAC website and athletics page. Wilson - a New England native - resides in Miami.

COACHES & STAFF



CHIP FRANCOFORTE

ASSISTANT DIRECTOR OF PLAYER PERSONNEL

Fredonia State (2011)

Chip Francoforte is in his second season as the Hurricanes' assistant director of player personnel. He joined the staff in the spring of 2016.

In his current capacity, Francoforte assists the director of player personnel with the planning of coaches recruiting travel. He also oversees the management of the team's recruiting database, while evaluating and identifying scholarship and walk-on prospects.

Francoforte arrived in Coral Gables after serving as the assistant recruiting operations coordinator with the University of Georgia football program from August 2015 to March 2016 where he assisted in securing the nation's seventh-ranked recruiting class in 2016. During his time in Athens, Ga., Francoforte was instrumental in coming up with the team's strategic plan for social media.

Prior to this stop at Georgia, Francoforte spent two years as a recruiting assistant at the State University of New York at Buffalo, where he served in a number of different capacities, including scouting, film evaluation and academics.

Francoforte began his career with the Buffalo Bills in July of 2012 as a football operations and player personnel intern.

Francoforte earned his bachelor's degree in sports management from Fredonia State University in 2011 and his master's degree in sports management from Canisius College in 2012.



VINNY SCAVO

ASSOCIATE ATHLETICS DIRECTOR FOR ATHLETIC TRAINING


Florida State (1983)

Vincent "Vinny" Scavo begins his 12th season working within the University of Miami's athletic training staff and his second as the department's Associate Athletic Director for Athletic Training. Scavo also serves as the team's head football athletic trainer.

Scavo rejoined the University of Miami's athletic training staff as its associate athletic trainer and head football athletic trainer prior to the start of the 2011 season.

Scavo has extensive experience as an athletic trainer at the professional, college and high school levels, previously serving as Miami's baseball athletic trainer from 1984-87, including during the Hurricanes' 1985 national championship season.

From 2008-11, Scavo worked as the director of sports medicine services and head athletic trainer at the University of Miami Miller School of Medicine. With the division serving as the official sports medicine provider for the Hurricanes, Scavo worked closely with the team doctors and student-athletes -- relationships that



BROOKE WILSON

ASSISTANT DIRECTOR OF FOOTBALL OPERATIONS / RECRUITING RELATIONS

Westfield State (2010)

Brooke Wilson is in her third season as the Miami Hurricanes' Assistant Director of Football Operations/Recruiting.

In her role with the team, Wilson assists with day-to-day team

FOOTBALL SUPPORT STAFF

continue in his current capacity within the athletic department.

Scavo worked with both the New York Yankees (1981-83) and Florida Marlins (1992-96) organizations, earning Minor League Athletic Trainer of the Year honors by the Professional Baseball Athletic Trainer Society and Florida State League Class A Baseball Athletic Trainer of the Year in 1994.

After two years as the rehabilitation coordinator for the Marlins' minor and major league teams (1994-96), he was named Director of Sports Medicine at Doctors Hospital and then served as the head athletic trainer at several South Florida high schools for 13 years, working at Miami Southridge (1996-2001), Chaminade-Madonna (2001-06) and Coral Gables (2006-08). Over that time, he developed the curriculum for the Miami-Dade County Public Schools' Coaches Certification Course and the MDCPS Injury Reporting System. In 2006, Scavo was named Florida's High School Athletic Trainer of the Year.

Additionally, he has worked as a certified athletic trainer with the Florida High School Athletic Association (FHSAA) state wrestling tournament since 1998 and worked with USA Baseball during the 1987 Pan American Games, 1991 Olympic trials and 1994 National trials.

Scavo is also an approved clinical instructor and has taught classes in sports medicine at both the high school and college levels since 1987. He served on the executive board of the Athletic Trainers of Florida for six years and has been a member of the Barry University Sports Medicine Advisory Committee since 2000.

Originally from Staten Island, N.Y., Scavo is a 1983 graduate of Florida State with a bachelor's degree in education. He is certified from the National Athletic Trainers' Association and is a licensed athletic trainer.

Scavo and his wife Tammy have three children - Alyssa, Alec and Ariene. In 2014, Scavo was inducted into the Iron Arrow Society.



DUSTIN WEST

ASSISTANT ATHLETIC TRAINER

Middle Tennessee State (2010)

Dustin West is in his sixth year as an assistant athletic trainer for football at the University of Miami. He joined Vinny Scavo's staff in June 2012.

He is in charge of all athletic training purchasing and manages the athletic training facility inventory. He also supervises three graduate assistant trainers. During his first year at Miami, he was the trainer for both football and track & field.

Prior to arriving in Coral Gables, he was a graduate assistant trainer for football at Auburn from 2010-12. He was a student athletic trainer for the Middle Tennessee men's basketball team during the 2009-10 season.

In addition, West served as a training camp intern with the New Orleans Saints during training 2009.

The Gray, Tenn., native graduated in 2010 from Middle Tennessee with a bachelor's degree in athletic training and later graduated in 2012 from Auburn with a master's in higher education.



KARL RENNALLS

ASSISTANT ATHLETIC TRAINER

Miami (2011)

Karl Rennalls is in his fifth year as an Assistant Athletic Trainer at the University of Miami, working with the football and track and field programs. Rennalls previously served as an athletic training student intern in 2011-12.

Prior to returning to Miami, Rennalls spent the 2012 season as an intern with the Washington Redskins. While interning with the Redskins, Rennalls earned his master's degree in exercise science and health promotion with a concentration in rehabilitation science from the California University of Pennsylvania.

Rennalls is certified by the National Academy of Sports Medicine as a Corrective Exercise Specialist. A native of Cortlandt Manor, N.Y., Rennalls earned his bachelor's degree in athletic training from the University of Miami in 2011.



DAVID CASE

ASSISTANT AD/EQUIPMENT

NC State (2004)

David Case is in his fifth year at the University of Miami and his second as the Assistant Athletics Director for Equipment. In June 2014, he was voted AEMA District 3 Equipment Manager of the Year.

Prior to his appointment in Coral Gables, Case was the director of equipment operations at Florida Atlantic University from March 2011-December 2012. At FAU, Case oversaw and maintained equipment, apparel and field preparations for all 19 Division I varsity sports.

Prior to Florida Atlantic, he was the assistant equipment manager for nearly four years (June 2007-March 2011) at Baylor University. While at Baylor, he supervised the student managers, prepared all fields for practice and games, assisted in all football camps and coordinated visiting locker room operations for all opponents.

Case has also spent in time as an assistant equipment manager for the Carolina Cobras (2000-02), visiting clubhouse manager for the Carolina Mudcats (2003-04) of the Class A Carolina League and the Mississippi Braves (2005-06) of the Double-A Southern League and was an equipment manager intern at UCF (August 2006-June 2007).

His start in college athletics came as a student equipment manager at NC State, where he spent four seasons working with Wolfpack football. He was the head student equipment manager during the 2002-03 season. He graduated from NC State in 2004 with a bachelor's degree in mass communication. He and his wife, Erin, have one daughter, Hayley.

FOOTBALL SUPPORT STAFF



DREW ROSSETTI

VIDEO COORDINATOR
Florida State (2005)

Andrew Rossetti is in his fifth year as video coordinator, having joined the University of Miami staff in March 2013. He handles the day-to-day video needs of the football staff and the entire UM athletics department.

Rossetti came to Coral Gables from the University of Kansas, where he was the football video coordinator during the 2012 season. While at KU, he was responsible for the day-to-day video needs of the football staff and oversaw the filming for all football practices and games.

From 2009-2011, he was the video director at Middle Tennessee, where he was in charge of all aspects of video operations and assisted in scoreboard productions for basketball games and special events. Before moving to Middle Tennessee, he spent a year as the assistant football video coordinator at Washington State.

In 2005, he co-founded Professional Sports Inc. (PSI Videos), a company specializing in editing video footage. He left PSI in 2008 for Washington State.

He is a 2005 graduate of Florida State with a bachelor's degree in mass media communications and a minor in criminology. He earned his associate's degree from Palm Beach Community College in 2002. During his time at Florida State, he worked for WFSU television station and WFVS 89.7 FSU radio.



JUSTIN WELLS

ASSISTANT DIRECTOR OF FOOTBALL
OPERATIONS
Connecticut (2013)

Justin Wells is in his fourth year on the Miami Hurricanes' football staff and his first as assistant director of football operations.

In his current capacity, Wells coordinates the daily office responsibilities and assists with the student volunteer program.

During the 2014 campaign, Wells served as a football operations volunteer and was responsible with assisting in the day-to-day operations and coordinating the team's nutrition following practice.

Wells arrived in Coral Gables after a stint with the Arizona Rattlers of the Arena Football League in Phoenix, Ariz. During his time with the Rattlers, Wells worked with football operations, scouting and equipment.

A native of Beacon Falls, Conn., Wells graduated from the University of Connecticut in 2013 with a degree in sport management and a minor in business.

During his time as a student at UConn, Wells worked two years in the Huskies' Athletics Department, serving as an event operations intern.



SEBRINA BEYER

ADMINISTRATIVE ASSISTANT
South Carolina

Sebrina Beyer joined the University of Miami football staff in February 2016. Sebrina is responsible for managing head coach Mark Richt's schedule, travel, correspondence, speaking engagements and expense reports.

Prior to UM, she spent 16 years as the Director of Public and Media Relations for the Chicago Bulls. Beyer served as liaison between the Bulls, local, national and international media. She was also responsible for facilitating player and staff interviews, photo shoots and press conferences. In addition, Beyer managed the department's budget, staff and publications and traveled with team to handle public relations for road games. Before joining the Public and Media Relations Department, Beyer spent five seasons as Coordinator of Community Relations for the Chicago Bulls. She began her career with the Bulls as an intern in the community relations department.

A native of South Carolina, she graduated from the University of South Carolina with a B.A. degree in Broadcast Journalism and while at USC, worked three years as a student assistant in the sports information department and the football recruiting office. She also earned a master's degree in Sports Management from the United States Sports Academy.

Beyer resides in Miami with her husband David Beyer, who is Director of Basketball Operations for the Miami Heat. The couple has twin boys, Jordan and Bryce and a boxer named Buster.



2016 SEASON IN REVIEW

<i>SEASON STATISTICS</i>	<i>68-73</i>
<i>GAME RESULTS</i>	<i>74-80</i>

2016 STATISTICS (OVERALL: 9-4, ACC: 5-3, HOME: 4-2, AWAY: 4-2, NEUTRAL: 1-0)

RESULTS

DATE	RANK		OPPONENT	W/L	SCORE	ATT
	UM	OPP				
Sept. 3, 2016	RV/RV		Florida A&M	W	70-3	60,703
Sept. 10, 2016	25/RV		FAU	W	38-10	57,123
Sept. 17, 2016	25/25		at Appalachian State	W	45-10	34,658
Oct. 1, 2016	14/14		at Georgia Tech	W	35-21	53,047
Oct. 8, 2016	10/10	23/21	Florida State	L	20-19	65,685
Oct. 15, 2016	16/17		North Carolina	L	20-13	58,731
Oct. 20, 2016			at Virginia Tech	L	37-16	63,507
Oct. 29, 2016			at Notre Dame	L	30-27	80,795
Nov. 5, 2016			Pittsburgh	W	51-28	51,796
Nov. 12, 2016			at Virginia	W	34-14	39,867
Nov. 19, 2016			at NC State	W	27-13	56,263
Nov. 26, 2016	NR/RV		Duke	W	40-21	57,396
Dec. 28, 2016		14/12	West Virginia	W	31-14	48,625

TEAM STATISTICS

SCORING	446	241
Points Per Game	34.3	18.5
Points Off Turnovers	80	31
FIRST DOWNS	261	245
Rushing	95	102
Passing	148	123
Penalty	18	20
RUSHING YARDAGE	1973	1695
Yards gained rushing	2265	2189
Yards lost rushing	292	494
Rushing Attempts	435	498
Average Per Rush	4.5	3.4
Average Per Game	151.8	130.4
TDs Rushing	24	10
PASSING YARDAGE	3564	2779
Comp-Att-Int	263-426-7	262-446-8
Average Per Pass	8.4	6.2
Average Per Catch	13.6	10.6
Average Per Game	274.2	213.8
TDs Passing	27	17
TOTAL OFFENSE	5537	4474
Total Plays	861	944
Average Per Play	6.4	4.7
Average Per Game	425.9	344.2
KICK RETURNS: #-Yards	21-445	33-763
PUNT RETURNS: #-Yards	21-243	20-158
INT RETURNS: #-Yards	8-58	7-87
KICK RETURN AVERAGE	21.2	23.1
PUNT RETURN AVERAGE	11.6	7.9
INT RETURN AVERAGE	7.2	12.4
FUMBLES-LOST	7-3	21-11
PENALTIES-Yards	95-876	92-798
Average Per Game	67.4	61.4
PUNTS-Yards	65-2820	79-3215
Average Per Punt	43.4	40.7
Net punt average	40.3	35.6
KICKOFFS-Yards	88-5584	56-3472
Average Per Kick	63.5	62.0
Net kick average	40.0	39.8
TIME OF POSSESSION/Game	27:59	32:01
3RD-DOWN Conversions	62/171	81/210
3rd-Down Pct	36%	39%
4TH-DOWN Conversions	6/13	7/24
4th-Down Pct	46%	29%
SACKS BY-Yards	38-238	25-173
MISC YARDS	1	-8
TOUCHDOWNS SCORED	55	28
FIELD GOALS-ATTEMPTS	21-26	15-20
ON-SIDE KICKS	1-1	0-0
RED-ZONE SCORES	(44-54) 81%	(31-39) 79%
RED-ZONE TOUCHDOWNS	(31-54) 57%	(20-39) 51%
PAT-ATTEMPTS	(53-55) 96%	(28-28) 100%
ATTENDANCE	351434	328137
Games/Avg Per Game	6/58572	6/54690
Neutral Site Games		1/48625

SCORE BY QUARTERS

	1st	2nd	3rd	4th	OT	Total
Miami (FL)	85	125	155	81	0	446
Opponents	58	83	63	37	0	241

SEASON IN REVIEW

H U R R I C A N E S U F O O T B A L L

RUSHING	GP	ATT	GAIN	LOSS	NET	AVG	TD	LONG	AVG/G
Walton, M.	13	209	1179	62	1117	5.3	14	80	85.9
Yearby, J.	13	102	625	17	608	6.0	7	64	46.8
Edwards, G.	11	59	300	10	290	4.9	1	74	26.4
Rosier, M.	6	2	65	0	65	32.5	1	46	10.8
Homer, T.	12	7	44	0	44	6.3	0	17	3.7
Richards, A.	13	2	8	0	8	4.0	0	4	0.6
Williams, M.	13	1	1	0	1	1.0	0	1	0.1
Team	12	16	0	24	-24	-1.5	0	0	-2.0
Kaaya, B.	13	37	43	179	-136	-3.7	1	12	-10.5
Total	13	435	2265	292	1973	4.5	24	80	151.8
Opponents	13	498	2189	494	1695	3.4	10	54	130.4

PASSING	G	EFFIC	CMP-ATT-INT	PCT	YDS	TD	LNG	AVG/G
Kaaya, B.	13	150.31	261-421-7	62.0	3532	27	77	271.7
Rosier, M.	6	117.20	2-4-0	50.0	32	0	17	5.3
Team	12	0.00	0-1-0	0.0	0	0	0	0.0
Total	13	149.64	263-426-7	61.7	3564	27	77	274.2
Opponents	13	120.08	262-446-8	58.7	2779	17	75	213.8

RECEIVING	G	NO.	YDS	AVG	TD	LONG	AVG/G
Coley, S.	13	63	754	12.0	9	55	58.0
Richards, A.	13	49	934	19.1	3	77	71.8
Nioku, D.	13	43	698	16.2	8	76	53.7
Hendon IV, C.	13	28	334	11.9	2	48	25.7
Walton, M.	13	27	240	8.9	1	30	18.5
Lewis, M.	13	17	211	12.4	1	44	16.2
Berrios, B.	13	12	178	14.8	2	38	13.7
Yearby, J.	13	10	65	6.5	0	14	5.0
Harris, D.	12	9	90	10.0	0	14	7.5
Dobard, S.	10	2	32	16.0	0	17	3.2
Williams, M.	13	2	19	9.5	1	15	1.5
Edwards, G.	11	1	9	9.0	0	9	0.8
Total	13	263	3564	13.6	27	77	274.2
Opponents	13	262	2779	10.6	17	75	213.8

TOTAL OFFENSE	G	PLAYS	RUSH	PASS	TOTAL	AVG/G
Kaaya, B.	13	458	-136	3532	3396	261.2
Walton, M.	13	209	1117	0	1117	85.9
Yearby, J.	13	102	608	0	608	46.8
Edwards, G.	11	59	290	0	290	26.4
Rosier, M.	6	6	65	32	97	16.2
Homer, T.	12	7	44	0	44	3.7
Richards, A.	13	2	8	0	8	0.6
Williams, M.	13	1	1	0	1	0.1
Team	12	17	-24	0	-24	-2.0
Total	13	861	1973	3564	5537	425.9
Opponents	13	944	1695	2779	4474	344.2

SCORING	TD	FGs	PAT	RUSH	RCV	PASS	DXP	SAF	PTS
Badoley, M.	0	21-26	53-55	0-0	0	0-0	0	0	116
Walton, M.	15	0-0	0-0	0-0	0	0-0	0	0	90
Coley, S.	9	0-0	0-0	0-0	0	0-0	0	0	54
Nioku, D.	8	0-0	0-0	0-0	0	0-0	0	0	48
Yearby, J.	7	0-0	0-0	0-0	0	0-0	0	0	42
Berrios, B.	3	0-0	0-0	0-0	0	0-0	0	0	18
Richards, A.	3	0-0	0-0	0-0	0	0-0	0	0	18
Hendon IV, C.	2	0-0	0-0	0-0	0	0-0	0	0	12
Rosier, M.	1	0-0	0-0	0-0	0	0-0	0	0	6
Kaaya, B.	1	0-0	0-0	0-0	0	0-0	0	0	6
Jackson, J.	1	0-0	0-0	0-0	0	0-0	0	0	6
Williams, M.	1	0-0	0-0	0-0	0	0-0	0	0	6
Lewis, M.	1	0-0	0-0	0-0	0	0-0	0	0	6
Jackson, M.	1	0-0	0-0	0-0	0	0-0	0	0	6
Edwards, G.	1	0-0	0-0	0-0	0	0-0	0	0	6
Quarterman, S.	1	0-0	0-0	0-0	0	0-0	0	0	6
Total	55	21-26	53-55	0-0	0	0-0	0	0	446
Opponents	28	15-20	28-28	0-0	0	0-0	0	0	241

SCORING DRIVES				
	Plays	Yards	Time	Result
FAMU	3	28	1:15	TD
FAMU	6	20	2:17	TD
FAMU	6	61	2:34	TD
FAMU	3	73	1:03	TD
FAMU	8	69	2:30	TD
FAMU	2	36	0:34	TD
FAMU	4	15	1:29	TD
FAMU	5	40	1:40	TD
FAMU	1	74	0:07	TD
FAU	5	39	2:06	TD
FAU	8	75	2:53	TD
FAU	12	65	5:00	FG
FAU	6	45	2:27	TD
FAU	3	31	1:56	TD
FAU	6	46	3:35	TD
APP ST.	1	80	0:12	TD
APP ST.	10	69	3:06	TD
APP ST.	5	67	1:34	TD
APP ST.	7	13	2:20	FG
APP ST.	4	75	1:51	TD
APP ST.	5	75	1:48	TD
APP ST.	5	53	2:50	TD
GT	8	85	2:53	TD
GT	9	90*	3:11	TD
GT	4	75	1:33	TD
FSU	8	39	2:20	FG
FSU	10	76	3:42	TD
FSU	5	46	2:05	FG
FSU	4	16	1:41	TD
UNC	10	46	2:55	FG
UNC	4	61	1:15	TD
UNC	13*	69	4:50	FG
VT	8	78	2:59	FG
VT	6	75	1:09	TD
VT	7	75	2:04	TD
ND	4	38	2:01	TD
ND	13*	76	6:19	TD
ND	9	42	2:50	FG
ND	11	48	4:23	FG
PITT	6	75	2:14	TD
PITT	11	77	4:57	TD
PITT	10	23	3:18	FG
PITT	7	35	2:26	FG
PITT	10	71	2:40	TD
PITT	3	8	0:43	TD
PITT	10	75	3:49	TD
PITT	8	41	4:54	FG
PITT	3	62	2:28	TD
UVA	10	75	4:20	TD
UVA	12	67	3:21	FG
UVA	4	58	1:32	TD
UVA	10	37	4:12	FG
UVA	3	82	1:22	TD
UVA	4	39	2:19	TD
NC ST.	12	67	5:46	FG
NC ST.	3	75	0:55	TD
NC ST.	7	80	3:26	TD
NC ST.	7	11	2:29	FG
NC ST.	7	65	3:11	TD
DUKE	9	45	3:28	FG
DUKE	9	72	3:47	TD
DUKE	11	69	4:12	FG
DUKE	7	42	2:28	FG
DUKE	1	76	0:10	TD
DUKE	5	78	1:55	TD
DUKE	6	48	2:12	FG
DUKE	2	60	0:58	TD
WVU	1	51	0:34	TD
WVU	6	59	2:18	TD
WVU	5	70	0:52	TD
WVU	8	75	3:56	TD
WVU	10	47	3:24	FG

* - Most Plays
^ - Most Yards
! - Most Time

SEASON IN REVIEW

H U R R I C A N E S U F O O T B A L L

INTERCEPTIONS	NO	YDS	AVG	TD	LG
Jenkins,R.	2	0	0.0	0	0
Colbert,A.	1	46	46.0	0	46
Smith,M.	1	-3	-3.0	0	0
Young,M.	1	0	0.0	0	0
Elder,C.	1	2	2.0	0	2
Pinckney,M.	1	2	2.0	0	2
Johnson,Ja.	1	11	11.0	0	11
Total	8	58	7.2	0	46
Opponents	7	87	12.4	0	60

KICK RETURNS	NO	YDS	AVG	TD	LG
Lewis,M.	19	405	21.3	0	34
Berrios,B.	2	40	20.0	0	32
Total	21	445	21.2	0	34
Opponents	33	763	23.1	1	100

PUNT RETURNS	NO	YDS	AVG	TD	LG
Berrios,B.	19	215	11.3	1	43
McIntosh,R.	1	6	6.0	0	0
Bethel,P.	1	13	13.0	0	0
Maves,R.	0	9	0.0	0	9
Total	21	243	11.6	1	43
Opponents	20	158	7.9	0	31

FUMBLE RETURNS	NO.	YDS	AVG	TD	LONG
Thomas,C.	1	9	9.0	0	9
Quarterman,S.	1	17	17.0	1	17
Jackson,J.	1	18	18.0	1	18
Jackson,M.	0	0	0.0	1	0
Total	3	44	14.7	3	18
Opponents	1	3	3.0	0	5

ALL-PURPOSE YARDS	G	RUSH	REC	PR	KR	IR	TOT	AVG/G
Walton,M.	13	1117	240	0	0	0	1357	104.4
Richards,A.	13	8	934	0	0	0	942	72.5
Coley,S.	13	0	754	0	0	0	754	58.0
Njoku,D.	13	0	698	0	0	0	698	53.7
Yearby,J.	13	608	65	0	0	0	673	51.8
Lewis,M.	13	0	211	0	405	0	616	47.4
Berrios,B.	13	0	178	215	40	0	433	33.3
Herrndon IV,C.	13	0	334	0	0	0	334	25.7
Edwards,G.	11	290	9	0	0	0	299	27.2
Harris,D.	12	0	90	0	0	0	90	7.5
Rosier,M.	6	65	0	0	0	0	65	10.8
Colbert,A.	8	0	0	0	0	46	46	5.8
Homer,T.	12	44	0	0	0	0	44	3.7
Dobard,S.	10	0	32	0	0	0	32	3.2
Williams,M.	13	1	19	0	0	0	20	1.5
Bethel,P.	11	0	0	13	0	0	13	1.2
Johnson,Ja.	13	0	0	0	0	11	11	0.8
Maves,R.	11	0	0	9	0	0	9	0.8
McIntosh,R.	13	0	0	6	0	0	6	0.5
Pinckney,M.	13	0	0	0	0	2	2	0.2
Elder,C.	13	0	0	0	0	2	2	0.2
Smith,M.	13	0	0	0	0	-3	-3	-0.2
Team	12	-24	0	0	0	0	-24	-2.0
Kaaya,B.	13	-136	0	0	0	0	-136	-10.5
Total	13	1973	3564	243	445	58	6283	483.3
Opponents	13	1695	2779	158	763	87	5482	421.7

PUNTING	NO	YDS	AVG	LG	TB	FC	120	50+	BLK
Vogel,J.	64	2803	43.8	63	2	33	25	16	1
Team	1	17	17.0	17	0	0	0	0	0
Total	65	2820	43.4	63	2	33	25	16	1
Opponents	79	3215	40.7	63	8	32	20	14	3

SEASON IN REVIEW

DEFENSIVE STATISTICS

	GP-GS	UA	AT	TT	TFL-YDS	SACK-YDS	INT-YDS	PBU	QBH	FR-YDS	FF	BLK	SAF
6 Carter Sr.,J.	13-12	53	32	85	2-1	.	.	3
55 Quarterman,S.	13-13	43	41	84	13-39	3.0-17	.	1	8	1-17	.	.	.
26 Jenkins,R.	13-12	56	20	76	7-14	1.5-6	2-0	7	1
29 Elder,C.	13-13	55	21	76	5-34	3.0-29	1-2	12	1	1-0	1	.	.
56 Pinckney,M.	13-13	33	28	61	10-29	2.5-19	1-2	2	2
80 McIntosh,R.	13-13	24	23	47	13-35	2.5-11	.	2	.	.	.	2	.
7 Norton,K.	13-13	21	18	39	12-24	2.0-7	.	.	1	1-0	1	.	.
4 Johnson,Ja.	13-5	24	14	38	4-6	1.5-5	1-11	2	1	1-0	.	1	.
53 McCloud,Z.	13-11	18	19	37	4-4	.	.	2	4	.	.	1	.
9 Thomas,C.	12-12	22	15	37	11-48	4.5-27	.	3	1	1-9	1	.	.
99 Jackson,J.	13-2	17	15	32	13-58	8.5-51	.	.	1	2-18	2	.	.
31 Jackson,D.	11-5	15	13	28	7-28	2.5-21	.	4	2
22 Redwine,S.	12-5	18	10	28	.	.	.	2	.	.	1	.	.
33 Harris,T.	13-7	20	5	25	11-33	3.0-19	.	2	4	1-0	1	.	.
12 Young,M.	12-4	17	6	23	.	.	1-0
25 Colbert,A.	8-3	13	9	22	3-8	.	1-46	3
91 Willis,G.	9-0	13	6	19	7-18	1.5-8	.	2	1
58 Owens,D.	12-0	8	9	17	3-4	0.5-3	.	.	.	1-0	.	.	.
34 Perry,C.	11-0	4	8	12	1	.	.
92 Jenkins,C.	10-0	6	5	11	5-22	1.0-13	.	1
57 Smith,M.	13-0	5	6	11	1-1	.	1--3
24 Homer,T.	12-0	5	3	8	1-0	.	.	.
30 Finley,R.	12-0	3	4	7
28 Jackson,M.	12-0	2	5	7	.	.	.	1	.	1-0	.	.	.
38 Wright,C.	9-0	5	1	6
95 Moten,A.	11-0	2	4	6	1-1
93 Bethel,P.	11-0	4	2	6	1	.	.	1	.
20 Knowles,R.	11-0	5	1	6
1 Walton,M.	13-13	3	3	6
7 Edwards,G.	11-1	3	2	5
23 Herndon I.V.C.	13-12	2	2	4
23 McCray,T.	5-0	3	1	4
3 Coley,S.	13-10	3	1	4
94 Fines,R.	3-0	2	1	3	1-1
27 Mayes,R.	11-0	1	2	3
15 Badgley,M.	13-0	3	.	3
52 Gordinier,J.	3-1	1	1	2
16 Vogel,J.	13-0	2	.	2
5 Dobard,S.	10-0	1	.	1
84 Mullins,D.	3-0	1	.	1
39 Butler,J.	12-0	.	1	1
36 Williams,M.	13-5	.	1	1	1-1
86 Nioku,D.	13-5	.	1	1
21 Henley,T.	3-0	1	.	1
63 Isidora,D.	13-13	1	.	1
9 Lewis,M.	13-4	1
Total	13-0	538	359	897	134-409	37.5-236	8-58	51	28	11-44	8	5	.
Opponents	13-0	479	324	803	85-286	25-173	7-87	37	23	3-3	4	4	.

STARTERS

Offense	LT	LG	C	RG	RT	WR/TE	WR/TE/FB	WR	WR	RB	QB
Florida A&M	Darling	McDermott	Linder	Isidora	Odoogwu	Nioku	Herndon IV	Richards	Coley	Walton	Kaaya
FAU	Darling	McDermott	Linder	Isidora	Odoogwu	Herndon IV	M. Williams	Richards	Coley	Walton	Kaaya
at Appalachian State	Darling	McDermott	Linder	Isidora	Odoogwu	Herndon IV	M. Williams	Harris	Coley	Walton	Kaaya
at Georgia Tech	Darling	McDermott	Linder	Isidora	Odoogwu	Nioku	Herndon IV	Richards	Coley	Walton	Kaaya
Florida State	Darling	McDermott	Linder	Isidora	Odoogwu	Nioku	Herndon IV	Richards	Coley	Walton	Kaaya
North Carolina	Darling	McDermott	Linder	Isidora	St. Louis	Herndon IV	M. Williams	Richards	Coley	Walton	Kaaya
at Virginia Tech	Darling	McDermott	Linder	Isidora	St. Louis	Herndon IV	Berrios	Richards	Coley	Walton	Kaaya
at Notre Dame	Darling	McDermott	Linder	Isidora	St. Louis	Berrios	Edwards	Richards	Coley	Walton	Kaaya
Pittsburgh	Darling	McDermott	Linder	Isidora	St. Louis	Herndon IV	Berrios	Richards	Coley	Walton	Kaaya
at Virginia	McDermott	Gauthier	Gall	Isidora	St. Louis	Herndon IV	M. Williams	Richards	M. Lewis	Walton	Kaaya
at NC State	McDermott	Gauthier	Gall	Isidora	St. Louis	Nioku	Herndon IV	Richards	M. Lewis	Walton	Kaaya
Duke	McDermott	Gauthier	Gall	Isidora	St. Louis	Herndon IV	M. Williams	Richards	M. Lewis	Walton	Kaaya
vs. West Virginia	McDermott	Gauthier	Gall	Isidora	St. Louis	Herndon IV	M. Williams	Richards	M. Lewis	Walton	Kaaya

Defense	DE	NOSE	DT	OLB/DE	ILB/OLB	ILB	OLB	CB	CB	S	S
Florida A&M	D. Jackson	Norton	McIntosh	Thomas	McCloud	Quarterman	Pinckney	Colbert	Elder	Carter	Jenkins
FAU	D. Jackson	Norton	McIntosh	Thomas	Ja. Johnson	Quarterman	Pinckney	Redwine	Elder	Carter	Jenkins
at Appalachian State	D. Jackson	Norton	McIntosh	Thomas	McCloud	Quarterman	Pinckney	Redwine	Elder	Carter	Jenkins
at Georgia Tech	T. Harris	Norton	McIntosh	Thomas	McCloud	Quarterman	Pinckney	Redwine	Elder	Carter	Jenkins
Florida State	D. Jackson	Norton	McIntosh	Thomas	McCloud	Quarterman	Pinckney	Redwine	Elder	Carter	Jenkins
North Carolina	D. Jackson	Norton	McIntosh	Thomas	McCloud	Quarterman	Pinckney	Redwine	Elder	Ja. Johnson	Jenkins
at Virginia Tech	J. Jackson	Norton	McIntosh	T. Harris	McCloud	Quarterman	Pinckney	Colbert	Elder	Carter	Ja. Johnson
at Notre Dame	T. Harris	Norton	McIntosh	Thomas	McCloud	Quarterman	Pinckney	Colbert	Elder	Carter	Jenkins
Pittsburgh	T. Harris	Norton	McIntosh	Thomas	McCloud	Quarterman	Pinckney	Ja. Johnson	Elder	Carter	Jenkins
at Virginia	T. Harris	Norton	McIntosh	Thomas	McCloud	Quarterman	Pinckney	M. Young	Elder	Carter	Jenkins
at NC State	T. Harris	Norton	McIntosh	Thomas	McCloud	Quarterman	Pinckney	M. Young	Elder	Carter	Jenkins
Duke	T. Harris	Norton	McIntosh	Thomas	McCloud	Quarterman	Pinckney	M. Young	Elder	Carter	Jenkins
vs. West Virginia	T. Harris	Norton	McIntosh	Thomas	Ja. Johnson	Quarterman	Pinckney	M. Young	Elder	Carter	Jenkins

PASSING

#15 BRAD KAAVA	ATT	COMP	INT	PCT	YARDS	TD	LONG	SACK	YDS	EFFIC
Florida A&M	18	12	0	66.7	135	4	26	1	8	203.0
FAU	31	17	2	54.8	191	0	46	0	0	93.7
Appalachian State	27	21	1	77.8	368	3	62	1	8	221.5
Georgia Tech	19	13	0	68.4	241	1	48	0	0	192.3
Florida State	32	19	1	59.4	214	2	38	3	14	129.9
North Carolina	31	16	0	51.6	224	0	33	2	13	112.3
Virginia Tech	38	23	1	60.5	323	2	48	8	57	144.0
Notre Dame	42	26	1	61.9	288	1	24	5	41	122.6
Pittsburgh	47	32	0	68.1	356	4	41	1	3	159.8
Virginia	29	14	1	48.3	228	2	77	1	4	130.2
NC State	38	22	0	57.9	286	0	51	2	19	121.1
Duke	35	22	0	62.9	396	4	76	0	0	195.6
West Virginia	34	24	0	70.6	282	4	51	1	6	179.1
TOTALS	421	261	7	62.0	3532	27	77	25	173	150.3

#12 MALIK ROSIER	ATT	COMP	INT	PCT	YARDS	TD	LONG	SACK	YDS	EFFIC
Florida A&M	3	1	0	33.3	15	0	15	0	0	75.3
Appalachian State	1	1	0	100.0	17	0	17	0	0	242.8
TOTALS	4	2	0	50.0	32	0	17	0	0	117.2

RUSHING	No-Yds/TD	FAMU	FAU	APP STATE	GT	FSU	UNC	VT	ND	PITT	UVA	NCST	DUKE	WVU
Walton, M. RB	209-1117/14	15-116/1	17-155/4	16-130/2	15-44/1	14-39/0	24-82/0	11-38/0	18-45/1	14-125/1	16-111/1	19-120/3	13-60/0	17-52/0
Yearby, J. RB	102-608/7	7-105/2	20-121/1	8-30/1	9-65/1	10-39/0	10-74/1	9-59/0	6-1/0	8-12/0	9-53/1	2-15/0	1-2/0	3-16/0
Edwards, G. RB	59-290/1	7-106/1	-	4-14/0	2-7/0	DNP	-	DNP	3--1/0	6-10/0	11-68/0	5-12/0	11-55/0	10-19/0
Rosier, M. QB	2-65/1	1-19/1	DNP	-	-	-	DNP	DNP	DNP	DNP	DNP	-	1-46/0	DNP
Homer, T. RB	7-44/0	5-35/0	-	DNP	-	-	-	-	-	-	-	-	2-9/0	-
Richards, A. WR	2-8/0	-	-	-	-	-	-	-	2-8/0	-	-	-	-	-
Williams, M. FB	1-0	-	-	-	-	-	-	-	-	1-1/0	-	-	-	-
Team	16--24/0	-	DNP	2--2/0	1--2/0	1--2/0	-	-	2--3/0	4--6/0	3--4/0	1--2/0	2--3/0	-
Kaava, B. QB	37--136/1	1--8/0	2-3/0	1--8/0	-	3--14/0	2--17/0	9--55/0	6--35/0	5-17/1	2--4/0	3-14/0	1-2/0	2--3/0

RECEIVING	No-Yds/TD	FAMU	FAU	APP STATE	GT	FSU	UNC	VT	ND	PITT	UVA	NCST	DUKE	WVU
Richards, A. WR	49-934/3	2-31/1	3-30/0	4-142/0	2-43/0	4-58/0	2-55/0	3-78/0	3-51/0	8-144/0	3-100/1	9-117/0	3-17/0	3-68/1
Coley, S. WR	63-754/9	2-13/1	4-38/0	5-85/2	4-75/1	7-80/2	2-31/0	5-49/0	7-81/0	9-59/2	2-39/0	2-54/0	9-118/1	5-51/0
Nioku, D. TE	43-698/8	2-15/0	2-49/0	3-69/1	-	3-17/0	4-82/0	3-69/0	4-45/1	6-86/2	3-16/1	6-72/0	2-134/2	5-44/1
Herndon IV, C. TE	28-334/2	2-42/1	2-21/0	1-6/0	2-59/0	1-11/0	2-48/0	4-53/1	5-30/0	2-7/0	1-3/0	2-6/0	1-10/0	3-38/0
Walton, M. RB	27-240/1	-	-	1-1/0	3-29/0	3-42/0	3-23/0	3-11/0	3-38/0	3-24/0	2-1/0	1-19/0	4-46/1	1--2/0
Lewis, M. WR	17-211/1	1-11/0	1-11/0	-	-	-	2-25/0	2-22/0	2-22/0	2-50/0	2-18/0	2-33/0	3-19/1	-
Berrios, B. WR	12-178/2	1-5/0	-	1-13/0	1-22/0	1-6/0	-	2-25/1	-	1-5/0	-	-	1-38/0	4-64/1
Harris, D. WR	9-90/0	-	1-6/0	5-48/0	-	-	-	1-13/0	1-14/0	1-9/0	-	-	-	DNP
Yearby, J. RB	10-65/0	1-14/0	3-21/0	1-6/0	1-13/0	-	3-4/0	-	1-7/0	-	-	-	-	-
Dobard, S. TE	2-32/0	1-15/0	1-17/0	DNP	-	-	-	-	-	-	-	DNP	-	DNP
Williams, M. FB	2-19/1	1-4/1	1-15/0	-	-	-	-	-	-	-	-	-	-	-
Edwards, G. RB	1-9/0	-	-	-	-	DNP	-	DNP	-	-	1-9/0	-	-	-

ALL-PURPOSE	Total	FAMU	FAU	APP STATE	GT	FSU	UNC	VT	ND	PITT	UVA	NCST	DUKE	WVU
Walton, M.	1357	116	155	129	73	81	105	49	83	149	122	139	106	50
Richards, A.	942	31	30	142	43	58	55	78	59	144	100	117	17	68
Coley, S.	754	13	38	85	75	80	12	49	81	59	39	54	118	51
Nioku, D.	698	15	49	69	-	17	82	69	45	86	16	72	134	44
Yearby, J.	673	119	142	36	78	39	78	59	8	28	53	15	2	16
Lewis, M.	616	11	11	28	-	-	60	25	78	105	95	89	75	39
Berrios, B.	433	60	17	57	27	72	-	25	30	27	-	5	38	75
Herndon IV, C.	334	42	21	6	59	11	48	53	30	7	3	6	10	38
Edwards, G.	299	106	-	14	7	DNP	-	DNP	-1	10	77	12	55	19
Harris, D.	90	-	6	48	-	-	-	13	14	9	-	-	-	DNP
Rosier, M.	65	19	DNP	-	-	-	DNP	DNP	DNP	DNP	DNP	-	46	DNP
Colbert, A.	46	46	DNP	DNP	-	-	-	-	-	-	DNP	DNP	DNP	-
Homer, T.	44	35	-	DNP	-	-	-	-	-	-	-	-	9	-
Dobard, S.	32	15	-	17	DNP	-	-	-	-	-	-	DNP	-	DNP
Williams, M.	20	4	15	-	-	-	-	-	-	1	-	-	-	-
Bethel, P.	13	13	-	-	-	-	-	-	DNP	-	-	DNP	-	-
Johnson, Ja.	11	-	-	-	-	11	-	-	-	-	-	-	-	-
Maves, R.	9	9	-	-	-	-	-	-	-	-	DNP	DNP	-	-
McIntosh, R.	6	-	6	-	-	-	-	-	-	-	-	-	-	-
Pinckney, M.	2	-	-	-	2	-	-	-	-	-	-	-	-	-
Elder, C.	2	2	-	-	-	-	-	-	-	-	-	-	-	-
Smith, M.	-3	-	-	-3	-	-	-	-	-	-	-	-	-	-
Team	-24	-	-	-2	-2	-2	-	-	-3	-6	-4	-4	-2	-3
Kaava, B.	-136	-8	3	-8	-	-14	-17	-55	-35	17	-4	-14	2	-3

SEASON IN REVIEW

H U R R I C A N E S U F O O T B A L L

TOTAL TACKLES	UA-A-T	FAMU	FAU	APP STATE	GT	FSU	UNC	VT	ND	PITT	UVA	NCST	DUKE	WVU
Carter Sr., J. DB	53-32-85	1-0	4-0	3-3	9-0	2-1	3-2	6-5	3-1	2-2	5-4	6-4	4-9	5-1
Quarterman, S. LB	43-41-84	5-2	2-1	0-2	5-3	3-1	6-5	2-6	5-3	0-5	1-4	7-1	4-6	3-2
Elder, C. DB	55-21-76	2-0	3-0	6-1	3-0	6-0	11-3	1-5	4-2	6-3	4-1	2-0	1-5	6-1
Jenkins, R. DB	56-20-76	4-1	3-2	3-1	6-0	6-0	9-5	2-1	2-1	3-1	5-1	2-2	7-3	4-2
Pinckney, M. LB	33-28-61	2-1	6-3	1-3	3-1	4-1	2-4	3-1	3-0	0-2	1-3	4-2	1-6	3-1
McIntosh, R. DL	24-23-47	6-2	2-1	0-3	0-1	2-2	3-3	1-2	5-0	1-1	1-1	2-0	1-2	0-5
Norton, K. DL	21-18-39	2-1	2-0	2-3	2-1	3-0	1-2	4-2	1-1	2-3	0-1	-	1-3	1-1
Johnson, Ja. DB	24-14-38	4-1	2-1	2-2	4-0	2-0	0-2	1-2	0-1	2-0	2-0	3-3	1-0	1-2
Thomas, C. DL	22-15-37	2-1	3-0	3-6	1-0	4-0	0-2	DNP	2-0	-	2-4	2-1	-	1-1
McCloud, Z. LB	18-19-37	1-0	3-0	0-3	-	3-0	2-0	2-3	1-0	1-2	1-0	1-2	2-4	3-5
Jackson, J. DL	17-15-32	0-1	3-0	0-2	1-0	1-1	2-1	2-4	1-1	-	2-1	1-1	2-1	2-2
Redwine, S. DB	18-10-28	2-0	1-0	2-1	1-1	4-2	1-1	DNP	-	1-2	5-2	-	1-1	-
Jackson, D. DL	15-13-28	4-1	4-1	2-4	1-1	3-0	0-1	DNP	DNP	-	0-2	0-1	0-1	1-1
Harris, T. DL	20-5-25	-	-	-	6-1	1-0	1-1	2-0	4-0	2-2	-	1-0	1-1	2-0
Young, M. DB	17-6-23	1-0	-	2-0	DNP	-	1-0	-	-	3-3	2-1	5-1	3-1	-
Colbert, A. DB	13-9-22	-	DNP	DNP	-	1-0	1-4	3-3	6-0	-	DNP	DNP	DNP	2-2
Willis, G. DL	13-6-19	DNP	2-0	2-1	4-0	1-1	DNP	DNP	1-0	1-0	0-1	1-1	1-2	DNP
Owens, D. LB	8-9-17	DNP	2-0	-	-	2-0	0-1	1-2	2-1	0-2	-	0-1	1-0	0-2
Perry, C. LB	4-8-12	0-1	-	1-1	1-0	-	0-2	0-1	2-1	0-1	0-1	DNP	-	DNP
Smith, M. LB	5-6-11	1-2	-	1-2	-	2-0	-	0-1	-	-	-	1-1	-	-
Jenkins, C. DL	6-5-11	3-0	DNP	DNP	1-1	-	0-3	-	-	-	DNP	-	0-1	2-0
Horner, T.	5-3-8	1-0	1-0	DNP	-	1-0	0-1	1-1	-	-	-	-	1-1	-
Finley, R. DB	3-4-7	3-0	-	DNP	-	-	-	-	-	0-1	-	-	0-1	0-2
Jackson, M. DB	2-5-7	2-1	-	0-1	0-1	-	0-1	-	-	-	DNP	-	-	0-1
Moten, A. DL	2-4-6	DNP	DNP	0-1	-	-	0-1	-	-	1-0	1-0	-	-	0-2
Knowles, R. DB	5-1-6	1-1	1-0	-	DNP	-	1-0	-	-	1-0	DNP	1-0	-	-
Bethel, P. DL	4-2-6	-	-	1-0	-	1-1	-	2-1	DNP	-	-	DNP	-	-
Wright, C. DB	5-1-6	-	1-0	1-0	DNP	1-0	-	-	0-1	1-0	1-0	DNP	DNP	DNP
Walton, M.	3-3-6	-	-	-	-	-	-	-	1-0	0-1	-	0-1	1-0	1-1
Edwards, G.	3-2-5	1-0	-	-	-	DNP	0-1	DNP	-	-	2-0	-	0-1	-
McCray, T. LB	3-1-4	-	DNP	2-1	DNP	DNP	DNP	DNP	DNP	DNP	1-0	DNP	-	-
Herridon, I.V.C.	2-2-4	1-2	1-0	-	-	-	-	-	1-0	-	-	-	-	-
Coley, S.	3-1-4	-	-	-	0-1	-	1-0	-	-	-	-	-	1-0	-
Badgley, M.	3-0-3	-	2-0	-	-	-	-	-	1-0	-	-	-	-	-
Fines, R. DL	2-1-3	1-1	-	DNP	DNP	DNP	1-0	DNP	DNP	DNP	DNP	DNP	DNP	DNP
Maves, R. DB	1-2-3	-	-	0-1	-	-	-	0-1	-	-	DNP	DNP	-	-
Vogel, J.	2-0-2	-	-	-	1-0	-	-	-	-	-	-	1-0	-	-
Gordinier, J. LB	1-1-2	1-0	DNP	DNP	-	DNP	DNP	DNP	DNP	0-1	DNP	DNP	DNP	DNP
Isidora, D.	1-0-1	-	-	-	-	-	1-0	-	-	-	-	-	-	-
Mullins, D.	1-0-1	-	DNP	1-0	DNP	DNP	DNP	DNP	DNP	DNP	DNP	DNP	DNP	DNP
Henley, T. DB	1-0-1	1-0	-	DNP	DNP	-	DNP	DNP	DNP	DNP	DNP	DNP	DNP	DNP
Williams, M.	0-1-1	0-1	-	-	-	-	-	-	-	-	-	-	-	-
Dobard, S.	1-0-1	-	-	-	DNP	-	-	-	-	1-0	-	DNP	-	DNP
Nioku, D.	0-1-1	-	-	-	-	-	-	0-1	-	-	-	-	-	-
Butler, J.	0-1-1	-	-	-	-	-	-	-	-	0-1	DNP	-	-	-

TACKLES FOR LOSS	UA-A-T	FAMU	FAU	APP STATE	GT	FSU	UNC	VT	ND	PITT	UVA	NCST	DUKE	WVU
Thomas, C. DL	6-10-16	1-8	1-1	5-14	-	2-14	2-2	DNP	-	-	3-8	1-0	-	1-1
McIntosh, R. DL	6-7-13	2-8	2-5	-	1-1	-	2-5	1-3	-	2-7	1-1	-	-	2-5
Quarterman, S. LB	7-6-13	3-2	1-2	1-1	1-3	-	1-3	1-1	1-5	-	3-3	-	-	1-9
Jackson, J. DL	10-3-13	-	2-10	2-2	1-4	1-5	-	2-8	-	-	1-1	1-1	2-14	1-13
Norton, K. DL	8-4-12	2-3	1-1	3-6	-	1-1	-	2-2	-	1-4	1-1	-	1-6	-
Harris, T. DL	8-3-11	-	-	-	3-8	1-2	1-1	-	1-2	3-16	-	1-3	1-1	-
Pinckney, M. LB	5-5-10	-	3-11	1-0	1-8	1-3	1-2	-	1-1	1-1	-	-	-	1-3
Willis, G. DL	4-3-7	DNP	2-7	2-3	1-2	1-5	DNP	DNP	-	-	-	1-1	-	DNP
Jenkins, R. DB	2-5-7	-	2-6	-	-	-	2-0	-	-	-	2-7	-	-	1-1
Jackson, D. DL	5-2-7	3-20	1-2	1-3	-	-	1-1	DNP	DNP	-	1-2	-	-	-
Elder, C. DB	4-1-5	-	-	1-10	-	-	3-17	-	-	-	1-7	-	-	-
Jenkins, C. DL	4-1-5	3-8	DNP	DNP	1-1	-	-	-	-	-	DNP	-	-	1-13
Johnson, Ja. DB	2-2-4	1-2	1-3	1-1	-	-	-	-	-	-	-	1-0	-	-
McCloud, Z. LB	3-1-4	-	1-1	-	-	-	-	-	1-0	1-1	-	-	-	1-2
Colbert, A. DB	2-1-3	-	DNP	DNP	-	-	-	1-1	1-3	-	DNP	DNP	DNP	1-4
Owens, D. LB	1-2-3	DNP	-	-	-	-	-	2-1	-	-	-	-	-	1-3
Carter Sr., J. DB	0-2-2	-	-	-	-	-	-	-	-	1-0	-	1-1	-	-
Moten, A. DL	0-1-1	DNP	DNP	1-1	-	-	-	-	-	-	-	-	-	-
Williams, M.	0-1-1	1-1	-	-	-	-	-	-	-	-	-	-	-	-
Smith, M. LB	0-1-1	-	-	-	-	-	-	-	-	-	1-1	-	-	-
Fines, R. DL	0-1-1	1-1	-	DNP	DNP	DNP	DNP	-	DNP	DNP	DNP	DNP	DNP	DNP

SACKS	UA-A-T	FAMU	FAU	APP STATE	GT	FSU	UNC	VT	ND	PITT	UVA	NCST	DUKE	WVU
Jackson, J. DL	8-1-8.5	-	2.0-10	-	1.0-4	0.5-5	-	1.0-4	-	-	1.0-1	-	2.0-14	1.0-13
Thomas, C. DL	4-0-4.0	-	1.0-1	1.0-11	-	1.0-11	-	DNP	-	-	1.0-4	-	-	-
Harris, T. DL	3-0-3.0	-	-	-	2.0-7	-	-	-	-	1.0-12	-	-	-	-
Elder, C. DB	3-0-3.0	-	-	1.0-10	-	-	1.0-12	-	-	-	1.0-7	-	-	-
Quarterman, S. LB	2-2-3.0	-	-	-	-	-	-	-	1.0-5	-	1.0-3	-	-	1.0-9
Pinckney, M. LB	1-3-2.5	-	1.5-11	-	-	1.0-8	-	-	-	-	-	-	-	-
McIntosh, R. DL	1-3-2.5	-	0.5-3	-	-	-	-	1.0-3	-	-	0.5-1	-	-	0.5-4
Jackson, D. DL	2-1-2.5	2.0-19	-	-	-	-	-	DNP	DNP	-	0.5-2	-	-	-
Norton, K. DL	2-0-2.0	-	-	-	-	-	-	1.0-1	-	-	-	-	1.0-6	-
Johnson, Ja. DB	1-1-1.5	1.0-2	0.5-3	-	-	-	-	-	-	-	-	-	-	-
Jenkins, R. DB	1-1-1.5	-	0.5-4	-	-	-	-	-	-	-	1.0-2	-	-	-
Willis, G. DL	1-1-1.5	DNP	1.0-3	-	-	0.5-5	DNP	DNP	-	-	-	-	-	DNP
Jenkins, C. DL	1-0-1.0	-	DNP	DNP	-	-	-	-	-	-	DNP	-	-	1.0-13
Owens, D. LB	0-1-0.5	DNP	-	-	-	-	-	-	-	-	-	-	-	0.5-3

SEASON IN REVIEW

GAME 1 | SEPT. 3 | MIAMI GARDENS, FLA.

FLORIDA A&M	3
MIAMI	70

Score by Quarters	1	2	3	4	Score
Florida A&M (0-1)	0	3	0	0	3
Miami (1-0)	14	14	42	0	70

Scoring Summary

1st	12:33	UM	Williams, M. 4 yd pass from Kaaya, B. (Badgley, M. kick) 3-28 1:15, FAMU 0 - UM 7
	06:03	UM	Yearby, J. 1 yd run (Badgley, M. kick) 6-20 2:17, FAMU 0 - UM 14
2nd	10:57	UM	Herndon, C. 16 yd pass from Kaaya, B. (Badgley, M. kick) 6-61 2:34, FAMU 0 - UM 21
	08:02	UM	Yearby, J. 64 yd run (Badgley, M. kick) 3-73 1:03, FAMU 0 - UM 28
	04:47	FAMU	MILLER, Austin 31 yd field goal, 9-61 3:15, FAMU 3 - UM 28
3rd	12:30	UM	Walton, M. 37 yd run (Badgley, M. kick) 8-69 2:30, FAMU 3 - UM 35
	10:20	UM	Richards, A. 15 yd pass from Kaaya, B. (Badgley, M. kick) 2-36 0:34, FAMU 3 - UM 42
	06:32	UM	Coley, S. 4 yd pass from Kaaya, B. (Badgley, M. kick) 4-15 1:29, FAMU 3 - UM 49
	04:47	UM	Berrios, B. 41 yd punt return (Badgley, M. kick) FAMU 3 - UM 56
	02:24	UM	Rosier, M. 19 yd run (Badgley, M. kick) 5-40 1:40, FAMU 3 - UM 63
	00:00	UM	Edwards, G. 74 yd run (Badgley, M. kick) 1-74 0:07, FAMU 3 - UM 70

	FAMU	UM
FIRST DOWNS	13	22
RUSHES-YARDS (NET)	42-22	36-373
PASSING YDS (NET)	175	150
Passes Att-Comp-Int	27-15-2	21-13-0
TOTAL OFFENSE PLAYS-YARDS	69-197	57-523
Fumble Returns-Yards	0-0	0-0
Punt Returns-Yards	1-6	4-77
Kickoff Returns-Yards	9-136	0-0
Interception Returns-Yards	0-0	2-48
Punts (Number-Avg)	9-35.3	2-28.5
Fumbles-Lost	2-0	1-1
Penalties-Yards	9-84	6-54
Possession Time	37:33	22:27
Third-Down Conversions	4 of 16	7 of 11
Fourth-Down Conversions	0 of 1	1 of 1
Red-Zone Scores-Chances	1-1	6-8
Sacks By: Number-Yards	1-8	3-21

RUSHING: Miami: Walton, M. 15-116; Edwards, G. 7-106; Yearby, J. 7-105; Homer, T. 5-35; Rosier, M. 1-19; Kaaya, B. 1-minus 8. FAMU: Supre, H. 14-32; Coleman, K. 8-13; Gaskin, M. 2-6; Spells, T. 6-0; Ricci, R. 3-minus 1; Stanley, R. 6-minus 1; Smith, K. 1-minus 1; TEAM 2-minus 26.

PASSING: Miami: Kaaya, B. 12-18-0-135; Rosier, M. 1-3-0-15. FAMU: Coleman, K. 9-16-1-135; Stanley, R. 6-11-1-40.

RECEIVING: Miami: Herndon IV, C. 2-42; Richards, A. 2-31; Njoku, D. 2-15; Coley, S. 2-13; Dobard, S. 1-15; Yearby, J. 1-14; Lewis, M. 1-11; Berrios, B. 1-5; Williams, M. 1-4.

GAME 2 | SEPT. 10 | MIAMI GARDENS, FLA.

FAU	10
#25 MIAMI	38

Score by Quarters	1	2	3	4	Score
FAU (1-1)	0	3	7	0	10
Miami (2-0)	0	14	10	14	38

Scoring Summary

2nd	07:53	UM	Walton, M. 7 yd run (Badgley, M. kick), 5-39 2:06, FAU 0 - UM 7
	04:30	FAU	JOSEPH, Greg I 38 yd field goal, 4-5 0:44, FAU 3 - UM 7
	01:37	UM	Walton, M. 3 yd run (Badgley, M. kick), 8-75 2:53, FAU 3 - UM 14
3rd	10:00	UM	Badgley, M. 27 yd field goal, 12-65 5:00, FAU 3 - UM 17
	06:43	UM	Walton, M. 16 yd run (Badgley, M. kick), 6-45 2:27, FAU 3 - UM 24
	03:50	FAU	HOWELL, Greg 38 yd run (JOSEPH, Greg I kick), 7-81 2:53, FAU 10 - UM 24
4th	11:44	UM	Walton, M. 30 yd run (Badgley, M. kick), 3-31 1:56, FAU 10 - UM 31
	01:00	UM	Yearby, J. 2 yd run (Badgley, M. kick), 6-46 3:35, FAU 10 - UM 38

	FAU	UM
FIRST DOWNS	13	21
RUSHES-YARDS (NET)	34-47	39-279
PASSING YDS (NET)	167	191
Passes Att-Comp-Int	37-18-1	31-17-2
TOTAL OFFENSE PLAYS-YARDS	71-214	70-470
Fumble Returns-Yards	0-0	0-0
Punt Returns-Yards	0-0	4-23
Kickoff Returns-Yards	5-149	0-0
Interception Returns-Yards	2-6	1-0
Punts (Number-Avg)	9-36.6	5-47.4
Fumbles-Lost	0-0	1-0
Penalties-Yards	6-45	9-90
Possession Time	29:58	30:02
Third-Down Conversions	4 of 20	4 of 11
Fourth-Down Conversions	1 of 3	0 of 0
Red-Zone Scores-Chances	0-0	5-6
Sacks By: Number-Yards	0-0	7-35

RUSHING: FAU-HOWELL, Greg 19-75; WHYTE, Kerrith 4-3; SINGLETARY, D 2-minus 4; PARR, Daniel 1-minus 4; DRISKEL, Jason 8-minus 23. Miami (FL)-Walton, M. 17-155; Yearby, J. 20-121; Kaaya, B. 2-3.

PASSING: FAU-DRISKEL, Jason 18-36-1-167; PARR, Daniel 0-1-0-0. Miami (FL)-Kaaya, B. 17-31-2-191.

RECEIVING: FAU-WOODS, Kalib 9-121; HARRISON, T 2-5; CAMERON, Tyler 1-17; BUSSEY, Henry 1-8; TERRY, Nate 1-8; HOWELL, Greg 1-4; WHYTE, Kerrith 1-4; MITCHELL, John 1-4; SINGLETARY, D 1-minus 4. Miami (FL)-Coley, S. 4-38; Richards, A. 3-30; Yearby, J. 3-21; Njoku, D. 2-49; Herndon IV, C. 2-21; Williams, M. 1-15; Lewis, M. 1-11; Harris, D. 1-6.

GAME 3 | SEPT. 17 | BOONE, N.C.

#25 MIAMI	45
APPALACHIAN STATE	10

Score by Quarters	1	2	3	4	Score
Miami (3-0)	21	3	14	7	45
Appalachian State (1-2)	0	3	7	0	10

Scoring Summary

1st	11:48	UM	Walton,M. 80 yd run (Badgley,M. kick) 1-80 0:12, UM 7 - APP 0
	05:46	UM	Njoku,D. 9 yd pass from Kaaya,B. (Badgley,M. kick) 10-69 3:06, UM 14 - APP 0
	01:21	UM	Coley,S. 55 yd pass from Kaaya,B. (Badgley,M. kick) 5-67 1:34, UM 21 - APP 0
2nd	11:53	UM	Badgley,M. 44 yd field goal 7-13 2:20, UM 24 - APP 0
	02:02	APP	Rubino, Michael 31 yd field goal 11-74 5:01, UM 24 - APP 3
3rd	08:41	APP	Burns, Barrett 24 yd pass from Lamb, Taylor (Rubino, M. kick), 6-38 3:01, UM 24 - APP 10
	06:50	UM	Yearby,J. 12 yd run (Badgley,M. kick) 4-75 1:51, UM 31 - APP 10
	01:38	UM	Coley,S. 8 yd pass from Kaaya,B. (Badgley,M. kick) 5-75 1:48, UM 38 - APP 10
4th	10:41	UM	Walton,M. 10 yd run (Badgley,M. kick) 5-53 2:50, UM 45 - APP 10

	UM	APP ST
FIRST DOWNS	18	17
RUSHES-YARDS (NET)	31-164	48-126
PASSING YDS (NET)	385	115
Passes Att-Comp-Int	28-22-1	22-10-1
TOTAL OFFENSE PLAYS-YARDS	59-549	70-241
Fumble Returns-Yards	0-0	0-0
Punt Returns-Yards	1-12	1-0
Kickoff Returns-Yards	2-60	1-21
Interception Returns-Yards	1-3	1-60
Punts (Number-Avg)	4-44.0	8-38.8
Fumbles-Lost	0-0	2-0
Penalties-Yards	9-73	8-58
Possession Time	25:36	34:24
Third-Down Conversions	6 of 11	2 of 13
Fourth-Down Conversions	0 of 1	1 of 2
Red-Zone Scores-Chances	4-5	1-1
Sacks By: Number-Yards	3-23	1-8

RUSHING: Miami (FL)-Walton,M. 16-130; Yearby,J. 8-30; Edwards,G. 4-14; Team 2-minus 2; Kaaya,B. 1-minus 8. Appalachian State-Moore, Jalin 23-89; Cox, Marcus 7-30; Evans, D. 5-18; Barbour, Jaylan 1-8; Caruso, J.P. 1-4; Lamb, Taylor 9-minus 6; TEAM 2-minus 17.

PASSING: Miami (FL)-Kaaya,B. 21-27-1-368; Rosier,M. 1-1-0-17. Appalachian State-Lamb, Taylor 10-21-1-115; TEAM 0-1-0-0.

RECEIVING: Miami (FL)-Coley,S. 5-85; Harris,D. 5-48; Richards,A. 4-142; Njoku,D. 3-69; Dobard,S. 1-17; Berrios,B. 1-13; Herndon IV,C. 1-6; Yearby,J. 1-6; Walton,M. 1-minus 1. Appalachian State-Burns, Barrett 4-61; Hopkins, D. 2-2; Letman, Zy 1-22; Capel, Jaquil 1-13; Meadors, S. 1-9; Jones, Dante 1-8.

GAME 4 | OCT. 1 | ATLANTA, GA.

#14 MIAMI	35
GEORGIA TECH	21

Score by Quarters	1	2	3	4	Score
Miami (4-0, 1-0 ACC)	7	21	7	0	35
Georgia Tech (3-2, 1-2 ACC)	0	14	7	0	21

Scoring Summary

1st	06:17	UM	Yearby,J. 27 yd run (Badgley,M. kick), 8-85 2:53, UM 7 - GT 0
2nd	14:54	GT	Mills, D. 7 yd run (Butker, H. kick), 11-75 6:23, UM 7 - GT 7
	06:42	UM	Walton,M. 14 yd run (Badgley,M. kick), 9-90 3:11, UM 14 - GT 7
	05:50	UM	Quarterman,S. 17 yd fumble recovery (Badgley,M. kick), , UM 21 - GT 7
	05:04	UM	Jackson,J. 18 yd fumble recovery (Badgley,M. kick), , UM 28 - GT 7
	00:47	GT	Mills, D. 9 yd pass from Thomas, J. (Butker, H. kick), 9-75 4:17, UM 28 - GT 14
3rd	05:01	GT	Mills, D. 1 yd run (Butker, H. kick), 9-65 5:20, UM 28 - GT 21
	03:28	UM	Coley,S. 31 yd pass from Kaaya,B. (Badgley,M. kick), 4-75 1:33, UM 35 - GT 21

	UM	GT
FIRST DOWNS	18	22
RUSHES-YARDS (NET)	27-114	54-267
PASSING YDS (NET)	241	94
Passes Att-Comp-Int	19-13-0	19-11-1
TOTAL OFFENSE PLAYS-YARDS	46-355	73-361
Fumble Returns-Yards	2-35	0-0
Punt Returns-Yards	1-5	2-43
Kickoff Returns-Yards	0-0	0-0
Interception Returns-Yards	1-2	0-0
Punts (Number-Avg)	6-39.8	5-41.6
Fumbles-Lost	0-0	3-2
Penalties-Yards	4-39	4-41
Possession Time	20:06	39:54
Third-Down Conversions	1 of 7	3 of 12
Fourth-Down Conversions	0 of 0	2 of 4
Red-Zone Scores-Chances	1-1	3-3
Sacks By: Number-Yards	4-19	0-0

RUSHING: Miami (FL)-Yearby,J. 9-65; Walton,M. 15-44; Edwards,G. 2-7; Team 1-minus 2. Georgia Tech-Mills, D. 19-99; Lynch, C. 4-58; Green, J. 5-40; Marshall, M. 4-34; Griffin, L. 3-18; Searcy, Q. 3-8; Thomas, J. 15-7; Willis, I. 1-3.

PASSING: Miami (FL)-Kaaya,B. 13-19-0-241. Georgia Tech-Thomas, J. 11-19-1-94.

RECEIVING: Miami (FL)-Coley,S. 4-75; Walton,M. 3-29; Herndon IV,C. 2-59; Richards,A. 2-43; Berrios,B. 1-22; Yearby,J. 1-13. Georgia Tech-Stewart, B. 2-22; Lynch, C. 2-21; Jeune, R. 2-13; Green, J. 1-11; Griffin, L. 1-10; Mills, D. 1-9; Searcy, Q. 1-5; Lands-Davis, M. 1-3.

SEASON IN REVIEW

GAME 5 | OCT. 8 | MIAMI GARDENS, FLA.

#21 FLORIDA STATE	20
#10 MIAMI	19

Score by Quarters	1	2	3	4	Score
Florida St. (4-2, 1-2 ACC)	0	3	14	3	20
Miami (4-1, 1-1 ACC)	3	10	0	6	19

Scoring Summary

1st	01:16	UM	Badgley, M. 37 yd field goal, 8-39 2:20, FS 0 - UM 3
2nd	05:40	UM	Coley, S. 21 yd pass from Kaaya, B. (Badgley, M. kick), 10-76 3:42, FS 0 - UM 10
	01:16	UM	Badgley, M. 51 yd field goal, 5-46 2:05, FS 0 - UM 13
	00:06	FS	R. Aguayo 31 yd field goal, 9-62 1:10, FS 3 - UM 13
3rd	08:06	FS	D. Cook 59 yd pass from D. Francois (R. Aguayo kick), 6-80 3:12, FS 10 - UM 13
	03:32	FS	K. Whitfield 20 yd pass from D. Francois (R. Aguayo kick), 7-60 3:34, FS 17 - UM 13
4th	09:02	FS	R. Aguayo 32 yd field goal, 13-73 7:25, FS 20 - UM 13
	01:38	UM	Coley, S. 11 yd pass from Kaaya, B. (Badgley, M. kick blocked), 4-16 1:41, FS 20 - UM 19

	FSU	UM
FIRST DOWNS	22	20
RUSHES-YARDS (NET)	43-167	28-62
PASSING YDS (NET)	240	214
Passes Att-Comp-Int	33-21-1	32-19-1
TOTAL OFFENSE PLAYS-YARDS	76-407	60-276
Fumble Returns-Yards	0--2	0-0
Punt Returns-Yards	2-12	3-58
Kickoff Returns-Yards	2-26	1-8
Interception Returns-Yards	1-0	1-11
Punts (Number-Avg)	5-45.6	6-45.8
Fumbles-Lost	2-0	0-0
Penalties-Yards	8-77	10-110
Possession Time	36:57	23:03
Third-Down Conversions	9 of 17	4 of 13
Fourth-Down Conversions	0 of 1	1 of 1
Red-Zone Scores-Chances	3-4	3-4
Sacks By: Number-Yards	3-14	2-21

RUSHING: Florida State-D. Cook 27-150; D. Francois 10-21; J. Patrick 3-11; TEAM 2-minus 5; S. Maguire 1-minus 10. Miami (FL)-Yearby, J. 10-39; Walton, M. 14-39; Team 1-minus 2; Kaaya, B. 3-minus 14.

PASSING: Florida State-D. Francois 20-31-0-234; S. Maguire 1-2-1-6. Miami (FL)-Kaaya, B. 19-32-1-214.

RECEIVING: Florida State-K. Whitfield 7-83; J. Wilson 7-48; T. Rudolph 2-17; R. Izzo 2-8; D. Cook 1-59; A. Tate 1-14; M. Saunders 1-11. Miami (FL)-Coley, S. 7-80; Richards, A. 4-58; Walton, M. 3-42; Njoku, D. 3-17; Herndon IV, C. 1-11; Berrios, B. 1-6.

GAME 6 | OCT. 16 | MIAMI GARDENS, FLA.

NORTH CAROLINA	20
#16 MIAMI	13

Score by Quarters	1	2	3	4	Score
UNC (5-2, 3-1 ACC)	10	10	0	0	20
Miami (4-2, 1-2 ACC)	0	3	7	3	13

Scoring Summary

1st	11:32	NC	Weiler, N 42 yd field goal, 7-33 1:30, NC 3 - UM 0
	01:34	NC	Proehl, A 5 yd pass from Trubisky, M (Weiler, N kick), 12-80 4:05, NC 10 - UM 0
2nd	13:39	UM	Badgley, M. 47 yd field goal, 10-46 2:55, NC 10 - UM 3
	03:56	NC	Weiler, N 52 yd field goal, 11-40 3:34, NC 13 - UM 3
	00:18	NC	Switzer, R 1 yd pass from Trubisky, M (Weiler, N kick), 6-59 2:09, NC 20 - UM 3
3rd	03:38	UM	Yearby, J. 2 yd run (Badgley, M. kick), 4-61 1:15, NC 20 - UM 10
4th	06:54	UM	Badgley, M. 22 yd field goal, 13-69 4:50, NC 20 - UM 13

	UNC	UM
FIRST DOWNS	23	17
RUSHES-YARDS (NET)	43-162	36-139
PASSING YDS (NET)	299	224
Passes Att-Comp-Int	46-33-0	32-16-0
TOTAL OFFENSE PLAYS-YARDS	89-461	68-363
Fumble Returns-Yards	1-5	0-0
Punt Returns-Yards	2-0	0-0
Kickoff Returns-Yards	0-0	4-60
Interception Returns-Yards	0-0	0-0
Punts (Number-Avg)	5-47.8	5-47.8
Fumbles-Lost	0-0	1-1
Penalties-Yards	11-70	4-43
Possession Time	32:59	27:01
Third-Down Conversions	14 of 23	4 of 15
Fourth-Down Conversions	0 of 1	2 of 3
Red-Zone Scores-Chances	3-5	3-4
Sacks By: Number-Yards	2-13	1-12

RUSHING: North Carolina-Logan, T 15-84; Trubisky, M 13-47; Hood, E 13-31; Francis, K 1-2; TEAM 1-minus 2. Miami (FL)-Walton, M. 24-82; Yearby, J. 10-74; Kaaya, B. 2-minus 17.

PASSING: North Carolina-Trubisky, M 33-46-0-299. Miami (FL)-Kaaya, B. 16-31-0-224; Team 0-1-0-0.

RECEIVING: North Carolina-Howard, B 10-156; Switzer, R 9-17; Hood, E 4-28; Proehl, A 4-26; Logan, T 3-2; Hollins, M 1-49; Tucker, C 1-15; Jackson, T 1-6. Miami (FL)-Njoku, D. 4-82; Walton, M. 3-23; Yearby, J. 3-4; Richards, A. 2-55; Herndon IV, C. 2-48; Coley, S. 2-12.

SEASON IN REVIEW

GAME 7 | OCT. 20 | BLACKSBURG, VA.

GAME 8 | OCT. 29 | SOUTH BEND, IND.

MIAMI	16
VIRGINIA TECH	37

MIAMI	27
NOTRE DAME	30

Score by Quarters	1	2	3	4	Score
Miami (4-3, 1-3 ACC)	3	6	7	0	16
Virginia Tech (5-2, 3-1 ACC)	3	13	14	7	37

Score by Quarters	1	2	3	4	Score
Miami (4-4, 1-3 ACC)	0	7	10	10	27
Notre Dame (3-5)	17	3	0	10	30

Scoring Summary

1st	10:45	VT	Slye, Joey 47 yd field goal, 8-35 2:40, UM 0 - VT 3
	01:42	UM	Badgley, M. 29 yd field goal, 8-78 2:59, UM 3 - VT 3
2nd	08:35	VT	Slye, Joey 27 yd field goal, 6-35 2:15, UM 3 - VT 6
	05:51	VT	Hodges, B 7 yd pass from Evans, J (Slye, Joey kick), 3-83 0:51, UM 3 - VT 13
	01:28	VT	Slye, Joey 38 yd field goal, 10-51 2:44, UM 3 - VT 16
	00:19	UM	Berrios, B. 25 yd pass from Kaaya, B (Badgley, M. kick failed), 6-75 1:09, UM 9 - VT 16
3rd	10:01	VT	Hodges, B 12 yd pass from Evans, J (Slye, Joey kick), 4-70 1:34, UM 9 - VT 23
	07:57	UM	Herndon IV, C. 35 yd pass from Kaaya, B. (Badgley, M. kick), 7-75 2:04, UM 16 - VT 23
	04:01	VT	Peoples, S 13 yd pass from Rogers, S (Slye, Joey kick), 9-75 3:56, UM 16 - VT 30
4th	02:45	VT	Evans, J 34 yd run (Slye, Joey kick), 6-75 3:06, UM 16 - VT 37

Scoring Summary

1st	11:32	ND	HUNTER, T. 5 yd pass from KIZER (YOON kick), 9-75 3:28, UM 0 - ND 7
	06:34	ND	YOON 37 yd field goal, 8-36 2:55, UM 0 - ND 10
	04:23	ND	ST. BROWN 14 yd pass from KIZER (YOON kick), 3-13 1:12, UM 0 - ND 17
2nd	10:31	ND	YOON 26 yd field goal, 5-53 0:34, UM 0 - ND 20
	06:50	UM	Njoku, D. 2 yd pass from Kaaya, B. (Badgley, M. kick), 4-38 2:01, UM 7 - ND 20
3rd	08:36	UM	Walton, M. 1 yd run (Badgley, M. kick), 13-76 6:19, UM 14 - ND 20
	04:41	UM	Badgley, M. 43 yd field goal, 9-42 2:50, UM 17 - ND 20
4th	12:30	UM	Badgley, M. 38 yd field goal, 11-48 4:23, UM 20 - ND 20
	06:49	UM	Jackson, M. 0 yd fumble recovery (Badgley, M. kick), UM 27 - ND 20
	05:53	ND	ADAMS, Josh 41 yd run (YOON kick), 4-75 0:56, UM 27 - ND 27
	00:30	ND	YOON 23 yd field goal, 10-34 4:13, UM 27 - ND 30

	UM	VT
FIRST DOWNS	15	28
RUSHES-YARDS (NET)	29-42	44-251
PASSING YDS (NET)	323	272
Passes Att-Comp-Int	38-23-1	34-22-0
TOTAL OFFENSE PLAYS-YARDS	67-365	78-523
Fumble Returns-Yards	0-0	0-0
Punt Returns-Yards	1-0	3-5
Kickoff Returns-Yards	0-0	0-0
Interception Returns-Yards	0-0	1-0
Punts (Number-Avg)	8-42.1	5-47.6
Fumbles-Lost	1-0	0-0
Penalties-Yards	6-62	2-25
Possession Time	29:28	30:32
Third-Down Conversions	3 of 15	4 of 13
Fourth-Down Conversions	0 of 2	0 of 0
Red-Zone Scores-Chances	1-2	4-4
Sacks By: Number-Yards	3-8	8-57

	UM	ND
FIRST DOWNS	20	20
RUSHES-YARDS (NET)	35-18	29-148
PASSING YDS (NET)	288	263
Passes Att-Comp-Int	42-26-1	38-25-0
TOTAL OFFENSE PLAYS-YARDS	77-306	67-411
Fumble Returns-Yards	0-0	0-0
Punt Returns-Yards	1-30	5-45
Kickoff Returns-Yards	3-56	2-55
Interception Returns-Yards	0-0	1-14
Punts (Number-Avg)	7-44.9	4-38.2
Fumbles-Lost	0-0	3-2
Penalties-Yards	10-86	7-53
Possession Time	33:25	26:35
Third-Down Conversions	7 of 19	8 of 16
Fourth-Down Conversions	0 of 1	0 of 1
Red-Zone Scores-Chances	3-3	5-5
Sacks By: Number-Yards	1-5	5-41

RUSHING: Miami (FL)-Yearby, J. 9-59; Walton, M. 11-38; Kaaya, B. 9-minus 55. Virginia Tech-McMillian, T. 18-131; Evans, J. 13-98; Williams, M. 6-28; Carroll, C. J. 1-9; Rogers, S. 1-0; Phillips, C. 1-minus 1; TEAM 3-minus 3; Ford, 11-minus 11.

PASSING: Miami (FL)-Kaaya, B. 23-38-1-323. Virginia Tech-Evans, J. 21-33-0-259; Rogers, S. 1-1-0-13.

RECEIVING: Miami (FL)-Coley, S. 5-49; Herndon IV, C. 4-53; Richards, A. 3-78; Njoku, D. 3-69; Walton, M. 3-11; Berrios, B. 2-25; Lewis, M. 2-25; Harris, D. 1-13. Virginia Tech-Hodges, B. 7-66; Phillips, C. 7-64; Ford, I. 4-46; Rogers, S. 2-72; Peoples, S. 1-13; Cunningham, C. 1-11. 8-54; Rashawn Scott 2-21; Herb Waters 1-8.

RUSHING: Miami (FL)-Walton, M. 18-45; Richards, A. 2-8; Yearby, J. 6-1; Edwards, G. 3-minus 1; Kaaya, B. 6-minus 35. Notre Dame-ADAMS, Josh 12-94; KIZER 8-31; SANDERS 1-12; FOLSTON 4-7; WILLIAMS, D. 3-6; TEAM 1-minus 2.

PASSING: Miami (FL)-Kaaya, B. 26-42-1-288. Notre Dame-KIZER 25-38-0-263.

RECEIVING: Miami (FL)-Coley, S. 7-81; Herndon IV, C. 5-30; Njoku, D. 4-45; Richards, A. 3-51; Walton, M. 3-38; Lewis, M. 2-22; Harris, D. 1-14; Yearby, J. 1-7. Notre Dame-ST. BROWN 6-72; HUNTER, T. 5-57; FOLSTON 4-24; STEPHERSON 2-78; WILLIAMS, D. 2-9; SANDERS 2-2; FINKE 1-15; SMYTHE 1-5; BOYKIN 1-1; ADAMS, Josh 1-0.

SEASON IN REVIEW

GAME 9 | NOV. 5 | MIAMI GARDENS, FLA.

PITTSBURGH	28
MIAMI	51

Score by Quarters	1	2	3	4	Score
Pitt (5-4, 2-3 ACC)	7	14	0	7	28
Miami (5-4, 2-3 ACC)	17	10	7	17	51

Scoring Summary

1st	12:46	UM	Njoku,D. 12 yd pass from Kaaya,B. (Badgley,M. kick), 6-75 2:14, UP 0 - UM 7
	12:30	UP	Henderson, Q. 100 yd kickoff return (Blewitt, C. kick), UP 7 - UM 7
	07:33	UM	Coley,S. 1 yd pass from Kaaya,B. (Badgley,M. kick), 11-77 4:57, UP 7 - UM 14
	02:26	UM	Badgley,M. 46 yd field goal, 10-23 3:18, UP 7 - UM 17
2nd	13:44	UP	Conner, J. 12 yd run (Blewitt, C. kick), 10-75 3:42, UP 14 - UM 17
	11:18	UM	Badgley,M. 48 yd field goal, 7-35 2:26, UP 14 - UM 20
	08:45	UP	Aston, G. 23 yd pass from Peterman, N. (Blewitt, C. kick), 6-75 2:33, UP 21 - UM 20
	06:05	UM	Kaaya,B. 1 yd run (Badgley,M. kick), 10-71 2:40, UP 21 - UM 27
3rd	13:33	UM	Coley,S. 3 yd pass from Kaaya,B. (Badgley,M. kick), 3-8 0:43, UP 21 - UM 34
4th	13:38	UM	Njoku,D. 5 yd pass from Kaaya,B. (Badgley,M. kick), 10-75 3:49, UP 21 - UM 41
	13:27	UP	Weah, J. 75 yd pass from Peterman, N. (Blewitt, C. kick), 1-75 0:11, UP 28 - UM 41
	03:21	UM	Badgley,M. 25 yd field goal, 8-41 4:54, UP 28 - UM 44
	02:12	UM	Walton,M. 55 yd run (Badgley,M. kick), 3-62 0:28, UP 28 - UM 51

	UP	UM
FIRST DOWNS	22	22
RUSHES-YARDS (NET)	34-130	36-178
PASSING YDS (NET)	287	356
Passes Att-Comp-Int	36-17-1	47-32-0
TOTAL OFFENSE PLAYS-YARDS	70-417	83-534
Fumble Returns-Yards	0-0	1-9
Punt Returns-Yards	1-17	2-22
Kickoff Returns-Yards	2-111	3-83
Interception Returns-Yards	0-0	1-0
Punts (Number-Avg)	5-44.6	5-45.4
Fumbles-Lost	2-1	0-0
Penalties-Yards	5-25	8-71
Possession Time	26:53	33:07
Third-Down Conversions	6 of 14	8 of 16
Fourth-Down Conversions	0 of 2	0 of 0
Red-Zone Scores-Chances	1-3	7-7
Sacks By: Number-Yards	1-3	1-12

RUSHING: Pittsburgh-Conner, J. 12-40; Henderson, Q. 5-38; Hall, D. 2-27; Peterman, N. 8-25; Ollison, Q. 1-2; Ffrench, M. 1-1; Aston, G. 2-0; TEAM 1-minus 1; Moss, C. 2-minus 2. Miami (FL)-Walton,M. 14-125; Yearby,J. 8-28; Kaaya,B. 5-17; Edwards,G. 6-10; Williams,M. 1-1; Team 2-minus 3.

PASSING: Pittsburgh-Peterman, N. 17-35-1-287; Winslow, R. 0-1-0-0. Miami (FL)-Kaaya,B. 32-47-0-356.

RECEIVING: Pittsburgh-Aston, G. 5-56; Weah, J. 3-115; Ford, D. 3-20; Omdoff, S. 2-30; Tipton, T. 1-25; Araujo-Lopes, R. 1-22; Henderson, Q. 1-10; Mathews, A. 1-9. Miami (FL)-Coley,S. 9-59; Richards,A. 8-144; Njoku, D. 6-86; Walton,M. 3-24; Lewis,M. 2-22; Herndon IV,C. 2-7; Harris,D. 1-9; Berrios,B. 1-5.

GAME 10 | NOV. 12 | CHARLOTTESVILLE, VA.

MIAMI	34
VIRGINIA	14

Score by Quarters	1	2	3	4	Score
Miami (6-4, 3-3 ACC)	7	10	10	7	34
Virginia (2-8, 1-5 ACC)	7	7	0	0	14

Scoring Summary

1st	10:29	VA	Mizzell, T 2 yd run (Hayward, S kick), 5-18 1:54, UM 0 - VA 7
	06:09	UM	Yearby,J. 10 yd run (Badgley,M. kick), 10-75 4:20, UM 7 - VA 7
2nd	13:16	UM	Badgley,M. 40 yd field goal, 12-67 3:21, UM 10 - VA 7
	09:28	UM	Njoku,D. 7 yd pass from Kaaya,B. (Badgley,M. kick), 4-58 1:32, UM 17 - VA 7
	02:42	VA	Eldridge, D 13 yd pass from Benkert, K (Hayward, S kick), 14-73 6:46, UM 17 - VA 14
3rd	10:48	UM	Badgley,M. 44 yd field goal, 10-37 4:12, UM 20 - VA 14
	03:25	UM	Richards,A. 77 yd pass from Kaaya,B. (Badgley,M. kick), 3-82 1:22, UM 27 - VA 14
4th	11:17	UM	Walton,M. 15 yd run (Badgley,M. kick), 4-39 2:19, UM 34 - VA 14

	UM	VA
FIRST DOWNS	20	14
RUSHES-YARDS (NET)	42-222	33-82
PASSING YDS (NET)	228	207
Passes Att-Comp-Int	29-14-1	34-19-0
TOTAL OFFENSE PLAYS-YARDS	71-450	67-289
Fumble Returns-Yards	0-0	0-0
Punt Returns-Yards	0-0	0-0
Kickoff Returns-Yards	2-45	4-117
Interception Returns-Yards	0-0	1-7
Punts (Number-Avg)	2-34.0	5-37.6
Fumbles-Lost	1-1	4-4
Penalties-Yards	7-45	10-110
Possession Time	30:10	29:50
Third-Down Conversions	6 of 15	9 of 17
Fourth-Down Conversions	1 of 2	0 of 2
Red-Zone Scores-Chances	3-3	2-4
Sacks By: Number-Yards	5-19	1-4

RUSHING: Miami (FL)-Walton,M. 16-111; Edwards,G. 11-68; Yearby,J. 9-53; Kaaya,B. 2-minus 4; Team 4-minus 6. Virginia-Mizzell, T 22-89; Reid, A 3-21; TEAM 1-minus 1; Benkert, K 6-minus 13; Conte, N 1-minus 14.

PASSING: Miami (FL)-Kaaya,B. 14-29-1-228. Virginia-Benkert, K 16-27-0-143; Johns, M 3-7-0-64.

RECEIVING: Miami (FL)-Richards,A. 3-100; Njoku, D 3-16; Lewis,M. 2-50; Coley,S. 2-39; Walton,M. 2-11; Edwards,G. 1-9; Herndon IV,C. 1-3. Virginia-Zaccheaus, O 6-50; Dowling, D 4-77; Mizzell, T 3-27; Johnson, K 3-12; Marshall, B 1-16; Eldridge, D 1-13; Santoro, R 1-12.

SEASON IN REVIEW

GAME 11 | NOV. 19 | RALEIGH, N.C.

GAME 12 | NOV. 26 | MIAMI GARDENS, FLA.

MIAMI	27
NC STATE	13

DUKE	21
MIAMI	40

Score by Quarters	1	2	3	4	Score
Miami (7-4, 4-3 ACC)	3	0	14	10	27
NC State (5-6, 2-5 ACC)	0	3	7	3	13

Score by Quarters	1	2	3	4	Score
Duke (4-8, 1-7 ACC)	7	7	0	7	21
Miami (8-4, 5-3 ACC)	10	6	17	7	40

Scoring Summary

1st	05:05	UM	Badgley,M. 31 yd field goal, 12-67 5:46, UM 3 - ST 0
2nd	01:37	ST	Haskins, C. 35 yd field goal, 9-63 3:08, UM 3 - ST 3
3rd	14:05	UM	Walton,M. 30 yd run (Badgley,M. kick), 3-75 0:55, UM 10 - ST 3
	07:11	UM	Walton,M. 1 yd run (Badgley,M. kick), 7-80 3:26, UM 17 - ST 3
	00:50	ST	Dayes, M. 3 yd run (Haskins, C. kick), 14-70 6:16, UM 17 - ST 10
4th	12:13	UM	Badgley,M. 22 yd field goal, 7-11 2:29, UM 20 - ST 10
	05:23	ST	Haskins, C. 25 yd field goal, 12-66 6:50, UM 20 - ST 13
	02:06	UM	Walton,M. 24 yd run (Badgley,M. kick), 7-65 3:11, UM 27 - ST 13

	UM	NCST
FIRST DOWNS	24	18
RUSHES-YARDS (NET)	32-129	29-119
PASSING YDS (NET)	286	210
Passes Att-Comp-Int	38-22-0	44-20-1
TOTAL OFFENSE PLAYS-YARDS	70-415	73-329
Fumble Returns-Yards	0-0	0-0
Punt Returns-Yards	1-5	2-31
Kickoff Returns-Yards	3-71	2-47
Interception Returns-Yards	1-0	0-0
Punts (Number-Avg)	5-45.6	5-39.2
Fumbles-Lost	0-0	1-1
Penalties-Yards	6-45	4-51
Possession Time	28:33	31:27
Third-Down Conversions	5 of 14	5 of 17
Fourth-Down Conversions	0 of 0	3 of 4
Red-Zone Scores-Chances	3-4	3-4
Sacks By: Number-Yards	0-0	2-19

RUSHING: Miami (FL)-Walton,M. 19-120; Yearby,J. 2-15; Edwards,G. 5-12; Team 3-minus 4; Kaaya,B. 3-minus 14. NC State-Dayes, M. 20-76; Finley, R. 4-23; Bodine, B. 1-11; Samuels, J. 2-8; Gallaspay, R. 2-1.

PASSING: Miami (FL)-Kaaya,B. 22-38-0-286. NC State-Finley, R. 20-44-1-210.

RECEIVING: Miami (FL)-Richards,A. 9-117; Njoku,D. 6-72; Coley,S. 2-54; Lewis,M. 2-18; Herndon IV,C. 2-6; Walton,M. 1-19. NC State-Louis, S. 5-70; Harmon, K. 4-68; Samuels, J. 4-28; Meyers, J. 2-15; Cherry, B. 2-14; Hines, N. 1-8; Dayes, M. 1-4; Moss, T. 1-3.

Scoring Summary

1st	11:32	UM	Badgley,M. 47 yd field goal, 9-45 3:28, DU 0 - UM 3
	06:47	DU	Lloyd, J 6 yd pass from Jones, D (Reed, AJ kick), 10-75 4:45, DU 7 - UM 3
	03:00	UM	Walton,M. 30 yd pass from Kaaya,B. (Badgley,M. kick), 9-72 3:47, DU 7 - UM 10
2nd	14:54	DU	Young, A 13 yd pass from Jones, D (Reed, AJ kick), 7-84 3:06, DU 14 - UM 10
	10:42	UM	Badgley,M. 25 yd field goal, 11-69 4:12, DU 14 - UM 13
	00:38	UM	Badgley,M. 33 yd field goal, 7-42 2:28, DU 14 - UM 16
3rd	08:30	UM	Njoku,D. 76 yd pass from Kaaya,B. (Badgley,M. kick), 1-76 0:10, DU 14 - UM 23
	03:35	UM	Coley,S. 3 yd pass from Kaaya,B. (Badgley,M. kick), 5-78 1:55, DU 14 - UM 30
	00:07	UM	Badgley,M. 43 yd field goal, 6-48 2:12, DU 14 - UM 33
4th	06:54	UM	Njoku,D. 58 yd pass from Kaaya,B. (Badgley,M. kick), 2-60 0:58, DU 14 - UM 40
	02:41	DU	Chambers, Q 12 yd pass from Jones, D (Reed, AJ kick), 12-88 4:13, DU 21 - UM 40

	DUKE	UM
FIRST DOWNS	22	24
RUSHES-YARDS (NET)	26-79	30-172
PASSING YDS (NET)	316	396
Passes Att-Comp-Int	50-34-0	35-22-0
TOTAL OFFENSE PLAYS-YARDS	76-395	65-568
Fumble Returns-Yards	0-0	0-0
Punt Returns-Yards	1-1	0-0
Kickoff Returns-Yards	4-74	2-42
Interception Returns-Yards	0-0	0-0
Punts (Number-Avg)	6-38.7	3-47.3
Fumbles-Lost	0-0	1-0
Penalties-Yards	7-51	8-69
Possession Time	31:00	29:00
Third-Down Conversions	7 of 15	4 of 12
Fourth-Down Conversions	0 of 1	1 of 1
Red-Zone Scores-Chances	3-3	3-4
Sacks By: Number-Yards	0-0	3-20

RUSHING: Duke-Wilson, S 8-56; Jones, D 14-15; Mann, Q 3-9; Rahming, T.J. 1-minus 1. Miami (FL)-Walton,M. 13-60; Edwards,G. 11-55; Rosier,M. 1-46; Homer,T. 2-9; Kaaya,B. 1-2; Yearby,J. 1-2; Team 1-minus 2.

PASSING: Duke-Jones, D 34-50-0-316. Miami (FL)-Kaaya,B. 22-35-0-396.

RECEIVING: Duke-Rahming, T.J. 10-117; Lloyd, J 7-48; Taylor, C 6-58; Young, A 3-27; Helm, D 2-23; Schneider, E 2-14; Koppenhaver, D 2-14; Chambers, Q 1-12; Wilson, S 1-3. Miami (FL)-Coley,S. 9-118; Walton,M. 4-46; Richards,A. 3-17; Njoku,D. 2-134; Lewis,M. 2-33; Berrios,B. 1-38; Herndon IV,C. 1-10.

SEASON IN REVIEW

**GAME 13 | DEC. 28 | ORLANDO, FLA.
RUSSELL ATHLETIC BOWL**

#12 WEST VIRGINIA	14
MIAMI	31

Score by Quarters	1	2	3	4	Score
WVU (10-3, 7-2 Big XII)	7	0	7	0	14
Miami (9-4, 5-3 ACC)	0	21	10	0	31

Scoring Summary

1st	5:05	UM	Badgley, M. 31 yd field goal, 12-67, 5:46, UM 3 - ST 0
1st	5:40	WVU	McKoy, Kennedy 6 yd run (Molina, Mike kick), 4-39, 1:02, WVU 7 - UM 0
2nd	6:30	UM	Richards, A. 51 yd pass from Kaaya, B. (Badgley, M. kick), 1-51 0:14, WVU 7 - UM 7
	2:11	UM	Lewis, M. 3 yd pass from Kaaya, B. (Badgley, M. kick), 6-59 2:18, WVU 7 - UM 14
	0:27	UM	Berrios, B. 26 yd pass from Kaaya, B. (Badgley, M. kick), 5-70 0:52, WVU 7 - UM 21
3rd	11:04	UM	Njoku, D. 23 yd pass from Kaaya, B. (Badgley, M. kick), 8-75 3:56, WVU 7 - UM 28
	7:50	WVU	Howard, Skyler 4 yd run (Molina, Mike kick), 9-75 3:14, WVU 14 - UM 28
	4:26	UM	Badgley, M. 30 yd field goal, 10-47 3:24, WVU 14 - UM 31

	WVU	UM
FIRST DOWNS	11	20
RUSHES-YARDS (NET)	39-95	34-81
PASSING YDS (NET)	134	282
Passes Att-Comp-Int	26-17-0	34-24-0
TOTAL OFFENSE PLAYS-YARDS	65-229	68-363
Fumble Returns-Yards	0-0	0-0
Punt Returns-Yards	0-0	3-11
Kickoff Returns-Yards	2-27	1-20
Interception Returns-Yards	0-0	0-0
Punts (Number-Avg)	8-44.1	7-40.1
Fumbles-Lost	2-1	1-0
Penalties-Yards	11-108	8-89
Possession Time	28:14	31:46
Third-Down Conversions	6 of 17	3 of 12
Fourth-Down Conversions	0 of 2	0 of 1
Red-Zone Scores-Chances	2-2	2-3
Sacks By: Number-Yards	1-6	4-42

RUSHING: West Virginia-Howard, Skyler 21-63; Pettaway, M 3-16; Crawford, J 6-16; McKoy, Kennedy 1-6; Shell, Rushel 6-0; TEAM 2-minus 6. Miami (FL)-Walton, M. 17-52; Edwards, G. 10-19; Yearby, J. 3-16; Kaaya, B. 2-minus 3; Team 2-minus 3.

PASSING: West Virginia-Howard, Skyler 17-26-0-134. Miami (FL)-Kaaya, B. 24-34-0-282.

RECEIVING: West Virginia-Shorts, Daikiel 5-61; Gibson, Shelton 3-24; Durante, Jovon 3-22; Crawford, J 2-9; Mathis, Devonte 1-11; Shell, Rushel 1-6; McKoy, Kennedy 1-5; Pettaway, M 1-minus 4. Miami (FL)-Coley, S. 5-51; Njoku, D. 5-44; Berrios, B. 4-64; Richards, A. 3-68; Herndon IV, C. 3-38; Lewis, M. 3-19; Walton, M. 1-minus 2.



HURRICANES FOOTBALL HISTORY

<i>HISTORY</i>	82-89
<i>ALL-TIME RESULTS</i>	90-103
<i>SERIES RESULTS</i>	104-120
<i>1983 NATIONAL CHAMPIONSHIP</i>	121
<i>1987 NATIONAL CHAMPIONSHIP</i>	122
<i>1989 NATIONAL CHAMPIONSHIP</i>	123
<i>1991 NATIONAL CHAMPIONSHIP</i>	124
<i>2001 NATIONAL CHAMPIONSHIP</i>	125
<i>BOWL HISTORY</i>	126
<i>BOWL GAME RECAPS</i>	127-138
<i>MISCELLANEOUS HISTORY</i>	139
<i>COLLEGE & PRO FOOTBALL HALL OF FAMES</i>	140-144
<i>ALL-AMERICANS</i>	145-153
<i>RING OF HONOR / RETIRED JERSEYS</i>	154-157
<i>NATIONAL AWARD WINNERS</i>	158-162
<i>#PROCANES</i>	163-173
<i>NFL DRAFT PICKS</i>	174-177
<i>CANES IN THE SUPER BOWL / PRO BOWL</i>	178-180
<i>ALL-TIME LETTERMEN</i>	181-200
<i>ATTENDANCE</i>	201-202
<i>UNIVERSITY OF MIAMI SPORTS HALL OF FAME</i>	203-206

HURRICANES FOOTBALL HISTORY

1926-36

THE BEGINNING

Before competition even took place on a freshman level, plans for a 50,000-seat on campus stadium were proposed in 1926 by the school's first president, Dr. Bowman Ashe. Work began on a temporary, 8,000-seat structure on campus, but one day later, on September 17, 1926, a hurricane leveled much of South Florida, killing more than 130 people, damaging over 10,000 homes and shelving plans for the stadium.

Due to the storm, classes started late and it wasn't until October 23 that UM played its first game: a 7-0 win over Rollins in front of 304 spectators. The season included two wins over the University of Havana, with a Thanksgiving Day game in Miami and a Christmas Day meeting in Cuba.

The first varsity competition came in 1927 and coach Howard Buck guided the Hurricanes to a 3-6-1 record with a 39-3 win over Rollins in the first game.

MIAMI'S FIRST ROAD VICTORY

J. Burton Rix, who had coached at Texas and SMU, arrived in time for the 1929 season and Miami's first varsity road games. The team traveled via the city's private car, *The Spirit of Miami* on the Eastern Seaboard Railroad.

MIAMI'S FIRST INTERSECTIONAL GAME

Miami's first intersectional game was an indoor contest against Temple in Atlantic City, N.J. The UM players presented their opponents with coconuts prior to the contest; in return Temple handed Miami a 34-0 defeat. Also that season, the Hurricanes played one of the nation's first night games on October 31, 1930 a game vs. Bowden College in Miami.

FIRST BOWL GAME

UM entered the bowl business, upsetting Manhattan in the Palm Festival on January 1, 1933, at Moore Park in Miami. The next year, UM went 5-0-2 but lost in the Palm Festival to a Duquesne team coached by Elmer Layden (one of the famed Four Horsemen of Notre Dame).

BEGINNING OF THE FAMED ORANGE BOWL

UM played Bucknell on New Year's Day following the 1934 season in the Wooden Bowl. A halftime

parade that included an orange-colored bowl was the humble beginning of the famed Orange Bowl extravaganzas produced by Earnie Seiler.

1937-42, 1945-47

THE JACK HARDING ERA

Jack Harding served as both head coach and athletic director in 1937. In nine seasons as head coach (with a two-year break for service in World War II), Harding moved the Hurricanes from the ranks of a small time program into major college status. In 1937 UM also moved into the Roddy Burdine Municipal Stadium (later renamed the Orange Bowl).

HURRICANES' FIRST WIN OVER GATORS

Miami won its first meeting against Florida and that same year captured the Southern Intercollegiate Athletic Association championship for the first time.

HURRICANES DURING WWII

Eddie Dunn, a running back out of Pittsburgh, starred for the Hurricanes in the late '30s and took over as head coach for two years (1943-44) during World War II. When Harding returned just prior to the 1945 season, it appeared that UM would suffer through another miserable season after going 1-7-1 in 1944. But enrollment began to swell as hundreds returned from the service. The Canes forged a 9-1-1 record that included one of the most memorable Orange Bowl games in history.

On January 1, 1946, UM and Holy Cross had battled to a 6-6 tie with just a few seconds remaining. Crusader quarterback Gene DeFilippo threw a desperation pass that went in and out of the arms of an open receiver and wound up in the hands of the Hurricanes' Al Hudson. A former Miami Edison High track star, Hudson juggled the ball and sprinted 89 yards for the winning score as time ran out.

1948-63

THE ANDY GUSTAFSON ERA

In 16 seasons, Andy Gustafson's teams went to four bowls and appeared on national television nine times. He developed the "Miami Drive Series", a form of the belly option generally considered the forerunner of the wishbone and coached Al

HURRICANES FOOTBALL HISTORY

Carapella as UM's first major college All-American (1950). Gustafson's 1950 squad went 9-1-1, defeated Purdue one week after the Boilermakers had broken Notre Dame's unbeaten streak at 39 games and earned an Orange Bowl bid against Clemson.

UM'S FIRST TOP 10 RANKING

A No. 9 ranking by both UP and INS in 1954 marked UM's first Top 10 ranking at the end of the season. In 1956, on the strength of an 8-1-1 mark, the Hurricanes finished sixth in all three wire service polls.

HURRICANES AND INTEGRATION

UM broke a Southern tradition by playing against African-American players in a 14-6 defeat of Iowa in the Orange Bowl. In the late 1950s, UM had won a battle with the city to open seating to African-Americans in the entire Orange Bowl, and on January 31, 1961, the UM trustees voted unanimously to open the door to all students.

FIRST AFRICAN-AMERICAN HURRICANES

In December 1966, the University of Miami signed an African-American athlete, Ray Bellamy, a 6-5, 210-pound wide receiver from Palmetto, Fla., who chose Miami over Florida State, Florida A&M and a number of major colleges in the Midwest. Miami became the second major college in the South with an African-American football player on scholarship, and Bellamy became a standout both on and off the football field. Tom Sullivan, a tailback from Jacksonville, became the second African-American signee in 1968 and was followed one year later by future pro stars Burgess Owens and Chuck Foreman.

THE AGE OF MIRACLES

Key West native George Mira led Miami to a pair of bowl games while twice earning All-America honors in the early 1960s. Nicknamed "The Matador," Mira set nearly every passing record in the school's history, finished fifth in the Heisman Trophy voting as a senior and tied a national completion record (368) despite UM's 3-7 record.

1964-69

THE CHARLIE TATE ERA

Charlie Tate was tabbed as head man in early 1964 and after two years at .500 under Tate,

another star emerged to lead UM to back-to-back bowl games.

HENDRICKS EMERGES

Born in Guatemala and raised in South Florida, Ted Hendricks, nicknamed "The Mad Stork," became one of the most feared pass rushers in college football. He became the school's first and only three-time All-American (1966, 1967 and 1968).

1970-78

HURRICANES FIND THEIR WAY

Five different coaches guided UM from 1970-78, with Walk Kichefski (1970), Fran Curci (1971-72), Pete Elliott (1973-74), Carl Selmer (1975-76) and Lou Saban (1977-78) combining to go 37-61 in nine seasons. Elliott had the most success of the group, going 5-6 in 1973 and 6-5 in 1974. During the 1974 season – one of only two winning seasons for UM in the 1970s – the Canes won road contests at No. 19 Houston and West Virginia, in addition to picking up home victories over Virginia Tech and Syracuse. UM's other winning season of the 1970s came in 1978 when Saban guided UM to 6-5 campaign with road wins at Kansas, at No. 19 Auburn and at Florida to close out the season.

The bad times were eased some when Miami pulled a stunning 14-13 upset of Florida in Gainesville.

FIFTH DOWN PLAY

After three games in 1972, the Hurricanes were winless and playing at home against Tulane when a fifth down play gave Miami a 24-21 win. The Hurricanes had started with a first-and-10 from Tulane's 12-yard line late in the game. After four plays (plus a nullified penalty down), Miami was exiting the field, still trailing 21-17. But the officials called the UM offense back onto the field for another down, which resulted in a 32-yard touchdown pass from quarterback Ed Carney to split end Witt Beckman.

HURRICANES FOOTBALL HISTORY

1979-83

THE HOWARD SCHNELLENBERGER ERA

In January 1979, UM hired Dolphins offensive coordinator Howard Schnellenberger as its eighth head coach since 1963. Schnellenberger installed a pro-style passing attack, and in his first year at the helm UM became known as the “Jet-Lag Kids.” The team traveled more than 28,000 miles in 1979, an NCAA record, including trips to the Japan Bowl, San Diego State, Penn State and Syracuse, posting a 5-6 record.

TURNING POINT UNDER SCHNELLENBERGER

A year later, Schnellenberger’s Hurricanes went 8-3 and were invited to the Peach Bowl. They posted a 20-10 victory over Virginia Tech to finish 9-3 for the season. That game is cited by many as the turning point in the UM football program. UM went 9-2 in 1981 and 7-4 in 1982, both respectable seasons. Still, nobody knew what was coming next. By Schnellenberger’s fifth and last season of 1983, UM had traveled even further - to the national championship of college football. Behind the passing wizardry of freshman quarterback Bernie Kosar, the Hurricanes upset Nebraska 31-30 in the 50th Orange Bowl Classic to cap a storybook 11-1 season and a No. 1 spot in both wire service polls.

1984-88

THE JIMMY JOHNSON ERA

In May 1984, UM athletic director Sam Jankovich plucked Jimmy Johnson away from Oklahoma State. Johnson’s first campaign resulted in an 8-5 record, including the “Hail Flutie” loss to Boston College and an appearance in the Fiesta Bowl.

TESTAVERDE UM’S FIRST HEISMAN WINNER

In 1986, the 60th year of UM’s varsity football history, the Hurricanes fielded what many consider to be one of the best college football teams ever. Led by Miami’s first Heisman Trophy winner - Vinny Testaverde - the Hurricanes swept through the regular season with a perfect 11-0 mark. Miami held down the No. 1 national ranking for 15 weeks in the fall of 1986 on the strength of a record-breaking offense and the nation’s No. 5 ranked defense, a unit that featured first-team All-Americans Jerome Brown and Bennie Blades.

THREE HURRICANES TAKEN IN FIRST NINE PICKS

The Hurricanes of 1986 appeared on network TV in eight of their 12 games, and in the spring of 1987, three Hurricanes (Testaverde, Alonzo Highsmith and Eddie Brown) were selected in the first nine picks of the NFL draft.

SECOND TITLE IN 1987

The Hurricanes firmly established themselves as the “Team of the 1980s” in 1987 by winning the school’s second national championship in five

HISTORY



HURRICANES FOOTBALL HISTORY

years. The season was highlighted by “The Game of the Year,” as it was later called, on October 3 in Tallahassee, as No. 3 Miami faced No. 4 Florida State on national television (CBS). Miami overcame a 19-3 deficit behind three Steve Walsh touchdown passes and Bubba McDowell knocked down an FSU two-point conversion attempt to preserve a 26-25 Hurricanes victory.

THE FIRST UNBEATEN SET OF CANES

In the 1988 Orange Bowl, Miami, for the third consecutive season, dealt the powerful Sooners their only defeat of the year, 20-14. Miami completed a 12-0 season, the first undefeated record by a UM varsity team.

BLADES AND STUBBS SHINE

At season’s end, safety Bennie Blades, Miami’s all-time interceptions leader, was named consensus All-American for the second straight year and in January 1988 he was named co-recipient of the Jim Thorpe Award, which honors the nation’s finest defensive back. DE Daniel Stubbs, Miami’s all-time sack leader, also closed out his memorable career as a consensus All-American and finished as a finalist for the Outland Trophy.

FIRST TRIP TO THE WHITE HOUSE

On January 29, 1988, the Hurricane players and coaches were honored guests of President Ronald Reagan at the White House, a first for any collegiate athletic team in the state of Florida.

1989-94

THE DENNIS ERICKSON ERA

Dennis Erickson of Washington State was named UM’s 18th head coach on March 5, 1989. Erickson earned the distinction of being only the second Division I head coach to win a national title in his first season at a school, leading the Hurricanes to an 11-1 record and the school’s third national championship in seven seasons. Truly the “Team of the 1980s”, Miami stormed to the crown with a 33-25 win over Alabama in the Sugar Bowl. QB Craig Erickson won Sugar Bowl MVP honors.

The 1990 edition of the Hurricanes went on to set school records in total offense (482.9 yards per game) and in passing yardage (324.8 ypg). A powerful defensive unit anchored by All-Americans Russell Maryland (who went on to become the Hurricanes’ first Outland Trophy winner and was the

first overall pick in the NFL draft) and Maurice Crum (a Butkus Award finalist) allowed just 79.7 yards per game rushing. Miami finished the season with a 10-2 record and a 46-3 victory over Texas in the Mobil Cotton Bowl (UM’s eighth straight New Year’s Day Bowl). With its No. 3 final ranking, it became only the second team in college football history to finish No. 1, 2 or 3 for five straight seasons.

MIAMI JOINS THE BIG EAST

Following the 1990 season, Miami officially became a charter member of the BIG EAST Football Conference, joining Boston College, Syracuse, Pittsburgh, Rutgers, Temple, Virginia Tech and West Virginia.

UNDEFEATED AGAIN

In 1991, Miami went 12-0 for only the second time in its history, winning the AP National Championship, while Washington, which also finished 12-0, was voted National Champion by CNN/*USA TODAY* (coaches). It was the second title in Dennis Erickson’s three years (a feat matched by only one other coach), the third for the school in five years, and fourth in nine.

HUERTA’S RECORD

Kicker Carlos Huerta set an NCAA record with 157 consecutive extra points and set or tied 13 Miami records. He finished with 397 career points, third on the NCAA career list, and was one of five UM first-team All-Americans, joining defensive back Darryl Williams, offensive lineman Leon Searcy, linebacker Darrin Smith and receiver/kick returner Kevin Williams.

WHITE HOUSE AGAIN

The season ended with a third visit to the White House in five years, this time to see President George H.W. Bush, following a convincing 22-0 win over Nebraska in the Federal Express Orange Bowl.

HURRICANE ANDREW STRIKES

The 1992 season saw the Hurricanes face a level of adversity previously unimagined. Just prior to the season, on August 24, South Florida was devastated by Hurricane Andrew causing Erickson, five other coaches and several staff and players’ families to move out of their severely damaged homes. The Miami football team was forced to move nearly 200 miles north to Dodgertown in Vero Beach to complete preseason drills before playing the season opener. The 24-7 road victory at Iowa was the first

HURRICANES FOOTBALL HISTORY

positive symbol for a ravaged Miami community. Head coach Dennis Erickson was named the BIG EAST Coach of the Year, while QB Gino Torretta earned college football's highest individual honor, becoming Miami's second Heisman Trophy winner.

Torretta became the most honored college player in history and was joined by linebackers Micheal Barrow and Darrin Smith and cornerback Ryan McNeil as first-team All-Americans.

NCAA RECORD SET

A 41-17 defeat of Memphis State in the 1993 season finale gave the Canes their 57th consecutive home victory, tying the NCAA record set by Alabama, and sent a senior class to graduation without a loss in the Orange Bowl during their careers.

58 IN A ROW

Miami opened the 1994 campaign by etching its name atop an NCAA record that may never fall. With a 56-0 victory over Georgia Southern, the Hurricanes recorded their 58th consecutive victory in the Orange Bowl, a streak that began in 1985. After posting a road victory at Arizona State, the Canes returned home to face another Pac-10 foe, Washington. The Huskies capitalized on a series of UM miscues early in the third quarter to produce 22 points, and the Miami home win streak ended with a 38-20 defeat.

SAPP WINS LOMBARDI AWARD

Defensive tackle Warren Sapp etched his name among the great defensive linemen in UM history as he was named a consensus All-American and Miami's first Lombardi Award winner in 1994.

1995-2000

THE BUTCH DAVIS ERA

Former UM assistant Butch Davis returned to Coral Gables following six seasons as an assistant coach with the Dallas Cowboys in January of 1995. By mid-October, Miami found itself with a 1-3 record, including a 0-1 mark in conference play, Miami regrouped and reeled off seven straight wins to finish the season with an 8-3 record. Junior middle linebacker Ray Lewis finished second in the balloting for the 1995 Butkus Award and was honored as a first-team All-American by the Associated Press.

3 FOR 300

The 1997 Hurricanes became the first team in the history of the program to put together three consecutive games of rushing for more than 300 yards. Miami accomplished the feat in wins over Boston College, Temple and Arkansas State. In the thrilling, double overtime victory over BC, running back Edgerrin James set what was then a BIG EAST and University of Miami single-game rushing record with 271 yards in the 45-44 win.

BACK TO THE TOP

In 1998, the Hurricanes began their ascent back to the top of college football. A team that featured 71 sophomores and freshmen battled to a BIG EAST Conference title showdown with Syracuse in the conference finale. Miami rebounded from a bitter defeat at Syracuse to ruin UCLA's national title hopes in the regular-season finale. In a game that was originally scheduled to be played in the Orange Bowl on September 26 but was rescheduled for December 5 as Hurricane George set its sights on South Florida, Miami hosted the third-ranked Bruins and their 20-game winning streak. When Cade McNown's "Hail Mary" pass fell through the back of the end zone as time expired, fans stormed the Orange Bowl field to celebrate UM's dramatic 49-45 victory. The Hurricanes had sent notice to the college football world that the program was headed back in the right direction. Miami finished 1998 with a 9-3 mark and a No. 20 final ranking following a 46-23 dismantling of NC State in the Micron PC Bowl at nearby Pro Player Stadium.

BC COMEBACK

The Hurricanes produced the largest comeback in UM history at Boston College in 1999, erasing a 28-0 third quarter deficit to win, 31-28. That win provided UM with momentum as the Canes would win seven of their final eight games, the only loss coming to No. 2 Virginia Tech.

BACK ON TOP

The 2000 Hurricanes tallied big victories over top-ranked Florida State and No. 2 Virginia Tech on their way to being acknowledged nationally as college football's hottest team at season's end, but were not given a chance to play for the national championship. UM laid an impressive 37-20 win on Florida in the Nokia Sugar Bowl to make a case for a fifth championship and setting the stage for another title run in 2001.

HURRICANES FOOTBALL HISTORY



2001-06

THE LARRY COKER ERA

Larry Coker was named as UM's 19th head football coach on February 3, 2001. The 2001 season started with Coker facing coaching legend Joe Paterno and the Penn State Nittany Lions. A crowd of 109,313 – the largest ever for a Miami game – watched the Hurricanes open the season with a resounding statement. Miami raced to a 30-0 halftime lead on the way to a 33-7 victory before a national television audience. QB Ken Dorsey orchestrated a 344-yard passing performance and the Hurricanes were stifling on defense in the victory.

“BREAK HISTORY AND MAKE HISTORY”

The Seminoles were riding a 54-game home unbeaten streak (37 straight wins), and had not lost on their home turf since a UM victory in 1991. Miami's mission to “Break History and Make History” was accomplished in spectacular fashion with a 49-27 defeat of the Seminoles. Another national television audience watched the Hurricanes' defense cause six FSU turnovers. Miami scored via offense, defense and special teams en route to one of its largest points total ever against the Seminoles, a victory that returned UM to the top of the rankings.

NO. 5 TAKES THE ROSE

The Rose Bowl hosted the Bowl Championship Series (BCS) title game for the first time. It also marked the first time in 56 years that teams from conferences other than the Pac-10 and Big Ten were competing in the game. Miami left little doubt about

which team was college football's best, as it raced to a 34-0 halftime lead behind a huge first-half performance by game co-MVPs Ken Dorsey and Andre Johnson. Dorsey and Johnson connected for two touchdowns and 199 yards in the game with Dorsey throwing for a career-best 362 yards. Portis added another score on a brilliant 39-yard touchdown run and the Hurricanes were able to enjoy the second half of their national title victory. Miami's fifth national title team in 19 years ranked among its most dominating, setting a school and BIG EAST record with 475 points in the regular season. Miami's 37-point outburst in the Rose Bowl gave the team 512 points overall. In BIG EAST games, the 2001 Hurricanes scored 290 points, second to 2000's 310. During the 2001 regular season, UM outscored its opponents by an average margin of 43.2 to 9.4. The total included a 239-33 (21.7-3.0) advantage in the first half and 236-70 (21.5-6.36) mark in the second half. The Hurricanes were especially dominant at home as they outscored their opponents by a staggering 306-17 count.

COKER MAKES HISTORY

Coker became the first rookie head coach to lead his team to a national title since 1948. He earned two national Coach of the Year honors, winning the “Bear” Bryant Award from the National Sportswriters and Sportscasters Association, and sharing the American Football Coaches' Association honor with Maryland's Ralph Friedgen.

LOPSIDED WIN IN THE SWAMP

The first regular-season meeting between UM and UF in 16 years was a matchup of a pair

HURRICANES FOOTBALL HISTORY

of teams ranked in the nation's top 10 in 2002. The top-ranked Hurricanes dominated the sixth-ranked Gators with an impressive show of offensive versatility and defensive force in a stunningly easy 41-16 victory. The outcome was the most lopsided UF home loss in more than 20 years. Quarterback Ken Dorsey threw for four touchdowns, tailback Willis McGahee rushed for 204 yards and the Miami defense created three turnovers.

JUSY SHY OF NO. 6

The Hurricanes had earned a shot at their sixth national title with a berth in the 2003 Tostitos Fiesta Bowl, where they would face Ohio State in Tempe, Ariz., and the matchup provided one of college football's most dramatic games. Miami overcame a 17-7 second-half deficit to tie the game when Todd Sievers nailed a 40-yard field goal as time expired. Miami took the lead 24-17 in the first overtime when Dorsey connected with tight end Kellen Winslow for a score. Ohio State responded with a touchdown to send it to a second overtime, a score made possible by a controversial pass interference call in the end zone on a fourth-down play that kept the Buckeyes' drive alive. OSU took a 31-24 lead, a lead they held when Miami's final possession ended on an incompletion from the two-yard line on fourth down.

RALLY AGAINST THE GATORS

Miami opened with Florida in 2004 and fell behind the Gators 33-10 midway through the third quarter. A packed house at the Orange Bowl was in disbelief but the Hurricanes rallied behind the hot hand of quarterback Brock Berlin who compiled one of the most amazing performances in Miami history in the second half. Berlin led Miami to a 38-33 comeback win by completing 19 of his final 21 passes over the game's final 21 minutes, leading four touchdown drives and taking the Hurricanes to the winning score with just over a minute remaining. Miami closed its season in the FedEx Orange Bowl against rival Florida State. A missed FSU field goal attempt in the fourth period continued Miami's roll in the series, as the Hurricanes ended 2003 with a five-game win streak over their rivals from Tallahassee.

Eight Hurricanes earned first-team All-BIG EAST honors in 2003, led by conference Defensive Player of the Year Sean Taylor. Taylor and tight end Kellen Winslow were consensus first-team All-Americans while linebacker Jonathan Vilma was mentioned on several All-America squads and was a finalist for the

Butkus Award. Winslow continued Miami's string of award winners as he was named winner of the John Mackey Award as college football's top tight end.

HURRICANES JOIN THE ACC

After having six players selected in the first round of the NFL draft in April, the most ever of any college, the Hurricanes embarked on their first season as members of the Atlantic Coast Conference. UM played on Labor Day night against Florida State in the Orange Bowl in front of a nationally televised ABC audience. However, the arrival of another Hurricane – this one called Hurricane Francis – closed down the campus and delayed the game four days. Devin Hester blocked a late field goal, giving the Hurricanes a chance. Not long after, Brock Berlin led Miami on an 80-yard drive, throwing a 30-yard touchdown pass to Sinorice Moss with 30 seconds remaining. The game went into overtime and Frank Gore scored on an 18-yard run for a 16-10 victory.

2007-10

THE RANDY SHANNON ERA

The Randy Shannon era began on Sept. 1, 2007, with the Hurricanes knocking off Marshall, 31-3, to jumpstart a 2007 season that was a building year for the mighty Hurricanes. One of the two highlight games of the 2007 season occurred on a Thursday night at the Orange Bowl, as a stifling Miami defense wreaked havoc on Texas A&M's triple-option attack, limiting one of the nation's top rushing teams to less than 100 yards on the ground. The Hurricanes' offense moved through the air and on the ground as Miami won, 34-17.

Miami had a thrilling 37-29 win at instate rival Florida State. The Hurricanes showed the ability to rally late – using a late touchdown pass in the closing minutes and a fumble return to seal the win. UM closed the Orange Bowl with a loss to Virginia. Miami also made Dolphin Stadium its new home when it opened up the 2008 season with a 52-7 win over Charleston Southern. Freshman LB Sean Spence was named ACC Defensive Rookie of the Year. K/P Matt Boshier was given the Jack Harding MVP Award and was a semifinalist for the Lou Groza Award.

HURRICANES FOOTBALL HISTORY

2011-2015

THE AL GOLDEN ERA

Al Golden was named the University of Miami's 22nd head football coach in December 2010. From 2010 to 2011, the Canes improved 19-plus spots among the nation's FBS schools in turnover margin (+19), fewest penalties per game (+63) and fewest yards penalized per game (+85).

The Miami defense finished the season ranked No. 21 in the nation in scoring defense and tied for ninth in red zone defense.

In his second season at the helm, Golden led the Hurricanes, which were picked to finish fifth in the ACC Coastal Division, to a 7-5 record and a 5-3 league mark, earning a share of the 2012 ACC Coastal Division title.

Golden led the Hurricanes to a 9-4 record in 2013 and a berth in the Russell Athletic Bowl in Orlando - Miami's first bowl appearance since 2010. The 2013 season began with a 7-0 start, including a win over No. 12 Florida as the Hurricanes jumped as high as No. 7 in the BCS rankings.

The 2014 campaign saw the emergence of true freshman quarterback Brad Kaaya. In his rookie campaign with the Hurricanes, Kaaya broke several Miami rookie records, including the school standard for passing yards and touchdowns. Kaaya closed the year with 3,198 yards passing, 26 touchdowns and just 12 interceptions en route to being named ACC Rookie of the Year and received Freshman All-America honors. He became just the third Miami signal-caller to surpass 3,000 yards passing in a single season since 2003.

The start of the 2015 season opened on a high note for the Hurricanes as they posted a 3-0 record for the 17th time in the previous 60 years. Miami

would then go on to drop three of its next four games and fell to 4-3 on the year, which led to the dismissal of Golden.

Assistant coach Larry Scott took over head coaching duties on Oct. 25 and would go on to lead the Canes to a 4-1 record over the final five games of the season and helped Miami to an appearance in the Hyundai Sun Bowl. Following the year, defensive backs Artie Burns (Pittsburgh Steelers) and Deon Bush (Chicago Bears) were picked in the first and fourth rounds of the draft.

2015 - PRESENT

THE MARK RICHT ERA

A new era in Miami Hurricanes football began on Dec. 4, 2015 as Director of Athletics Blake James named Mark Richt as the 24th head coach in program history.

Richt, a 1982 Miami alum, returned home to South Florida following a 15-year career at Georgia where he compiled a 145-51 overall record and an 85-40 mark in Southeastern Conference play.

In his first season at Miami, Richt guided the Hurricanes to an impressive 9-4 record. Miami finished tied for second in the ACC Coastal, won its final five games and won its first bowl game in 10 years, defeating West Virginia 31-14 in the Russell Athletic Bowl in Orlando, Fla. The Hurricanes finished 20th in the final AP Top 25 rankings and 23rd in the final Amway Coaches Poll, their first season-ending rankings since 2009.

Nine Hurricanes were selected in the 2017 NFL Draft, the most since 2006, including first-round selection David Njoku to the Browns.



ALL-TIME RESULTS

HOWARD BUCK 1926-28

1926 8-0

Freshman Team

DATE	UM OPP	OPPONENT	W/L	SCORE
Oct. 30		Rollins	W	7-0
Nov. 6		Florida Southern	W	12-0
Nov. 13		Mercer	W	22-6
Nov. 20		Stetson	W	20-0
Nov. 25		Havana	W	23-0
Nov. 27		Loyola (New Orleans)	W	6-0
Dec. 24		at Havana	W	23-0
Jan. 1		Howard	W	9-7
Total points				122-13

1927 3-6-1

DATE	UM OPP	OPPONENT	W/L	SCORE
Oct. 29		Rollins	W	39-3
Nov. 5		Piedmont	W	46-0
Nov. 11		Spring Hill	L	0-6
Nov. 19		Stetson	L	0-36
Nov. 24		Samford	L	0-52
Dec. 3		Oglethorpe	L	0-13
Dec. 10		Georgetown	T	7-7
Dec. 17		Millsaps	L	0-31
Dec. 26		Louisiana College	W	7-0
Jan. 2		Furman	L	7-39
Total points				106-187

1928 4-4-1

DATE	UM OPP	OPPONENT	W/L	SCORE
Oct. 27		Havana	W	62-0
Nov. 3		Rollins	W	31-0
Nov. 10		Elon	L	18-21
Nov. 17		Stetson	L	6-15
Nov. 29		Samford	L	0-7
Dec. 8		Louisiana College	W	20-0
Dec. 15		Union	W	7-6
Dec. 22		Wake Forest	L	6-13
Jan. 1		Florida Southern	T	13-13
Total points				163-75

J. BURTON RIX 1929

1929 3-2

DATE	UM OPP	OPPONENT	W/L	SCORE
Oct. 19		Florida Southern	W	6-0
Oct. 26		Rollins	W	32-0
Nov. 2		at Louisiana-Lafayette	L	0-14
Nov. 16		at Stetson	L	0-12
Nov. 28		Samford	W	7-0
Total points				45-26

ERNEST BRETT 1930

1930 3-4-1

DATE	UM OPP	OPPONENT	W/L	SCORE
Oct. 24		Florida Southern	W	13-6
Oct. 31		Bowden	W	7-0
Nov. 8		at Temple	L	0-34
Nov. 11		vs. Samford (Dothan, Ala.)	L	0-24
Nov. 14		at Louisiana-Lafayette	W	6-0
Nov. 21		Rollins	T	0-0
Nov. 28		Stetson	L	0-19
Dec. 5		Western Kentucky	L	0-19
Total points				26-102

TOM MCCANN 1931-34

1931 4-8

DATE	UM OPP	OPPONENT	W/L	SCORE
Oct. 9		Bowden	L	7-12
Oct. 16		Georgia Southern	L	12-13
Oct. 23		Rollins	W	7-0
Oct. 30		Florida Southern	L	20-31
Nov. 7		at Western Kentucky	L	0-20
Nov. 11		at Murray State	L	0-15
Nov. 14		at Middle Tennessee	L	6-25
Nov. 20		Alabama "B"	L	0-16
Nov. 27		Erskine	W	9-0
Dec. 4		Parris Island	W	12-6
Dec. 11		Jacksonville State	W	14-13
Dec. 18		Norman Park	L	9-19
Total points				96-170

1932 3-4-1

DATE	UM OPP	OPPONENT	W/L	SCORE
Oct. 14		William & Mary	W	6-2
Oct. 28		Piedmont	W	30-6
Nov. 4		Georgia Southern	L	6-19
Nov. 10		at Rollins	L	0-6
Nov. 18		Murray State	T	0-0
Nov. 24		Louisiana-Lafayette	W	7-0
Dec. 3		Middle Tennessee	L	0-7

Palm Festival (Miami, Fla.)
 Jan. 1 Manhattan W 7-0
Total points 56-40

1933 5-1-2

DATE	UM OPP	OPPONENT	W/L	SCORE
Oct. 14		Georgia Southern	W	20-0
Oct. 28		Piedmont	W	71-6
Nov. 4		Bowden	W	48-0
Nov. 10		Louisville	W	33-7
Nov. 18		Rollins	W	18-0
Nov. 24		Tampa	T	0-0
Dec. 3		Stetson (HC)	T	0-0

Palm Festival (Miami, Fla.)
 Jan. 1 Duquesne L 7-33
Total points 197-46

HISTORY

ALL-TIME RESULTS

1934

5-3-1

DATE	UM OPP	OPPONENT	W/L	SCORE
Oct. 12		Southeastern Louisiana	W	26-7
Oct. 18		Florida Southern	W	26-6
Oct. 26		Wofford	W	42-14
Nov. 2		Stetson (HC)	T	6-6
Nov. 10		at Rollins	L	0-14
Nov. 16		Oglethorpe	W	19-6
Nov. 23		at Tampa	L	6-7
Nov. 30		Baltimore	W	25-6
Orange Bowl (Miami, Fla.)				
Jan. 1		vs. Bucknell	L	0-26
Total points				150-92

1938

8-2

DATE	UM OPP	OPPONENT	W/L	SCORE
Sept. 30		Spring Hill	W	46-0
Oct. 7		Tampa	W	32-6
Oct. 15		at Florida	W	19-7
Oct. 22		at Drake	L	6-18
Oct. 28		Rollins	W	19-0
Nov. 4		Oglethorpe	W	44-0
Nov. 11		at Catholic	L	0-7
Nov. 18		Duquesne	W	21-7
Nov. 24		Bucknell (HC)	W	19-0
Dec. 2		Georgia	W	13-7
Total points				219-52

IRL TUBBS

1935-36

1935

5-3

DATE	UM OPP	OPPONENT	W/L	SCORE
Oct. 11		Southeastern Louisiana	W	2-0
Oct. 19		at Georgetown	L	0-13
Oct. 25		Tampa	L	7-13
Nov. 1		Stetson	L	12-13
Nov. 15		Wake Forest	W	3-0
Nov. 22		Rollins	W	29-0
Nov. 29		Boston (HC)	W	17-0
Dec. 6		Oglethorpe	W	21-13
Total points				91-52

1939

5-5

DATE	UM OPP	OPPONENT	W/L	SCORE
Oct. 6		Wake Forest	L	0-33
Oct. 14		at Tampa	W	32-7
Oct. 20		Rollins	W	14-6
Oct. 27		Catholic	L	0-14
Nov. 3		Texas Tech	W	19-0
Nov. 10		Drake	W	33-6
Nov. 18		Florida (HC)	L	0-13
Nov. 25		at South Carolina	L	6-7
Dec. 1		NC State	W	27-7
Dec. 8		Georgia	L	0-13
Total points				131-106

1936

6-2-2

DATE	UM OPP	OPPONENT	W/L	SCORE
Sept. 25		Georgia Southern	W	44-0
Oct. 2		Tampa	T	0-0
Oct. 9		at Bucknell	W	6-0
Oct. 17		at Rollins	W	26-0
Oct. 31		at Boston	T	7-7
Nov. 6		Stetson	W	20-6
Nov. 20		Mercer	W	13-0
Nov. 27		Mississippi (HC)	L	0-14
Dec. 4		Georgetown	W	10-6
Dec. 11		South Carolina	L	3-6
Total points				129-39

1940

3-7

DATE	UM OPP	OPPONENT	W/L	SCORE
Oct. 4		Stetson	W	19-0
Oct. 11		Tampa	W	27-0
Oct. 18		Catholic	L	18-20
Oct. 25		Elon	W	31-7
Nov. 1		at Texas Tech	L	14-61
Nov. 8		Rollins	L	0-7
Nov. 16		Florida	L	6-46
Nov. 22		South Carolina	L	2-7
Nov. 29		Mississippi (HC)	L	7-21
Dec. 6		Georgia	L	7-28
Total points				131-197

JACK HARDING

1937-42, 1945-

1937

4-4-1

DATE	UM OPP	OPPONENT	W/L	SCORE
Oct. 1		Georgia Southern ¹	W	40-0
Oct. 8		Spring Hill	W	26-0
Oct. 15		at Bucknell	T	6-6
Oct. 29		Tampa	L	0-12
Nov. 5		Stetson ²	W	25-13
Nov. 12		Catholic	W	21-0
Nov. 26		Drake (HC)	L	0-7
Dec. 3		South Carolina	L	0-3
Dec. 10		Georgia	L	0-26
Total points				118-67

1941

8-2

DATE	UM OPP	OPPONENT	W/L	SCORE
Oct. 3	--	Elon	W	38-0
Oct. 10	--	at Tampa	W	20-6
Oct. 17	--	Rollins	W	21-0
Oct. 24	--	Samford	W	19-0
Oct. 31	--	Texas Tech	W	6-0
Nov. 7	--	West Virginia Wesleyan	W	34-0
Nov. 15	--	Florida (HC)	L	0-14
Nov. 21	--	South Carolina	W	7-6
Nov. 28	-- 18	Alabama	L	7-21
Dec. 5	--	VMI	W	10-7
Total points				162-54

1 — First UM home game in Orange Bowl Stadium
2 — Miami's 100th football game

ALL-TIME RESULTS

1942					7-2
DATE	UM	OPP	OPPONENT	W/L	SCORE
Oct. 3	-	-	Jacksonville AFB	L	0-14
Oct. 10	-	-	Tampa	W	65-6
Oct. 16	-	-	at St. Louis	W	31-6
Oct. 24	-	-	Rollins	W	21-0
Oct. 31	-	-	Furman	W	32-13
Nov. 7	-	-	NC State	L	0-2
Nov. 14	-	-	Florida	W	12-0
Nov. 21	-	-	South Carolina	W	13-6
Nov. 28	-	-	West Virginia	W	21-13
Total points					195-60

1946					8-2
DATE	UM	OPP	OPPONENT	W/L	SCORE
Sept. 27	-	-	William & Mary	W	13-3
Oct. 4	-	-	North Carolina	L	0-21
Oct. 11	-	-	TCU	W	20-12
Oct. 19	-	-	at Florida	W	20-13
Oct. 25	-	-	Chattanooga	W	33-13
Nov. 1	-	-	at Villanova	W	26-21
Nov. 8	-	-	Miami (Ohio)	W	20-17
Nov. 15	-	11	LSU (HC)	L	7-20
Nov. 22	-	-	Washington & Lee	W	40-20
Nov. 29	-	-	Detroit	W	21-7
Total points					200-147

EDDIE DUNN

1943-44

1943					5-1
DATE	UM	OPP	OPPONENT	W/L	SCORE
Oct. 2	-	-	at Jacksonville NATTC	W	6-0
Oct. 16	-	-	Camp Gordon	W	52-6
Oct. 23	-	-	Charleston CG	W	13-6
Nov. 5	-	-	Jacksonville NATTC	L	0-20
Nov. 20	-	-	Presbyterian	W	32-13
Nov. 26	-	-	Fort Benning	W	21-7
Total points					124-52

1944					1-7-1
DATE	UM	OPP	OPPONENT	W/L	SCORE
Oct. 7	-	-	South Carolina	T	0-0
Oct. 20	-	-	Ft. Pierce Amph.	L	0-38
Oct. 27	-	18	Wake Forest	L	0-27
Nov. 3	-	-	Florida (HC)	L	0-13
Nov. 10	-	-	NC State	L	7-28
Nov. 17	-	-	Presbyterian	W	31-12
Nov. 24	-	-	Auburn	L	19-38
Dec. 1	-	-	Tulsa	L	2-48
Dec. 8	-	-	Texas A&M	L	14-70
Total points					73-274

JACK HARDING

1937-42, 1945-47

1945					9-1-1
ORANGE BOWL CHAMPIONS					
DATE	UM	OPP	OPPONENT	W/L	SCORE
Sept. 28	-	-	at Chattanooga	W	27-7
Oct. 5	-	-	Georgia	L	21-27
Oct. 12	-	-	St. Louis	W	21-0
Oct. 19	-	-	Florida	W	7-6
Oct. 26	-	-	Miami (Ohio) (HC)	W	27-13
Nov. 2	-	-	Clemson	W	7-6
Nov. 9	-	-	South Carolina	T	13-13
Nov. 16	-	-	NC State	W	21-7
Nov. 23	-	-	Michigan State	W	21-7
Nov. 30	-	-	Auburn	W	33-7

Orange Bowl (Miami, Fla.)

Jan. 1	-	16	Holy Cross ¹	W	13-6
Total points					224-105

1 - Miami's 100th victory

1947					2-7-1
DATE	UM	OPP	OPPONENT	W/L	SCORE
Sept. 26	-	-	Baylor	L	7-18
Oct. 3	-	-	at Villanova	T	7-7
Oct. 10	-	-	TCU	L	6-19
Oct. 17	-	-	Rollins	W	6-0
Oct. 24	-	-	George Washington	W	28-7
Oct. 31	-	-	South Carolina	L	0-8
Nov. 8	-	-	at Cincinnati	L	7-20
Nov. 14	-	-	Vanderbilt	L	7-33
Nov. 21	-	-	Florida (HC)	L	6-7
Nov. 28	-	6	Alabama	L	6-21
Total points					80-140

ANDY GUSTAFSON

1948-63

1948					4-6	
DATE	UM	OPP	OPPONENT	W/L	SCORE	ATT
Oct. 1	-	-	Rollins ¹	W	25-0	34,557
Oct. 8	-	-	Villanova	L	10-19	42,827
Oct. 15	-	-	at Detroit	W	6-0	18,451
Oct. 22	-	-	Georgia	L	21-42	46,127
Oct. 29	-	-	Maryland (HC)	L	13-27	35,713
Nov. 5	-	-	Cincinnati	W	36-6	32,361
Nov. 12	-	-	Chattanooga	W	19-0	28,548
Nov. 20	-	-	at Florida	L	13-27	28,000
Nov. 26	-	-	Kentucky	L	5-25	31,361
Dec. 3	-	12	Vanderbilt	L	6-33	28,952
Total points/Attendance					154-179	326,897

1 - Miami's 200th game

1949					6-3	
DATE	UM	OPP	OPPONENT	W/L	SCORE	ATT
Sept. 30	-	-	Rollins	W	52-13	30,776
Oct. 8	-	-	at Louisville	W	26-0	12,000
Oct. 14	-	-	Purdue	L	0-14	48,532
Oct. 21	-	-	Georgia	W	13-9	37,158
Nov. 4	-	-	Detroit	W	27-6	35,031
Nov. 11	-	-	South Carolina	W	13-7	34,185
Nov. 18	-	-	Florida (HC)	W	28-13	55,981
Nov. 25	-	20	Kentucky	L	6-21	42,970
Dec. 2	-	14	Maryland	L	0-13	34,886
Total points/Attendance					165-96	319,507

ALL-TIME RESULTS

1950

9-1

ORANGE BOWL

DATE	UM	OPP	OPPONENT	W/L	SCORE	ATT
Sept. 29	—	—	The Citadel	W	21-0	33,332
Oct. 6	—	—	Villanova	W	18-12	35,294
Oct. 14	—	9	at Purdue	W	20-14	32,000
Oct. 20	14	—	Boston Univ.	W	34-7	40,119
Oct. 28	11	—	at Pittsburgh	W	28-0	24,537
Nov. 3	8	—	Georgetown	W	42-7	33,425
Nov. 10	9	—	Louisville	T	13-13	28,824
Nov. 18	17	—	at Florida	W	20-14	40,000
Nov. 24	14	—	Iowa (HC)	W	14-6	44,999
Dec. 1	15	—	Missouri	W	27-9	39,623

Orange Bowl (Miami, Fla.)

Jan. 1	15	10	Clemson	L	14-15	65,000
Total points/Attendance					251-97	417,153

1951

8-3

GATOR BOWL CHAMPIONS

DATE	UM	OPP	OPPONENT	W/L	SCORE	ATT
Sept. 29	—	—	at Tulane	L	7-21	40,000
Oct. 5	—	—	Florida State	W	35-13	38,278
Oct. 12	—	—	Purdue	W	7-0	51,838
Oct. 19	—	—	Washington & Lee	W	32-12	39,402
Oct. 26	—	—	Mississippi	W	20-7	46,191
Nov. 3	19	14	at Kentucky	L	0-32	28,000
Nov. 9	—	—	Chattanooga	W	34-7	30,504
Nov. 17	—	—	Florida (HC)	W	21-6	61,602
Nov. 30	—	—	Nebraska	W	19-7	32,283
Dec. 7	—	—	Pittsburgh	L	7-21	39,865

Gator Bowl (Jacksonville, Fla.)

Jan. 2	—	19	vs. Clemson	W	14-0	37,208
Total points/Attendance					196-126	445,171

1952

4-7

DATE	UM	OPP	OPPONENT	W/L	SCORE	ATT
Sept. 26	—	—	VMI	W	45-0	35,525
Oct. 3	—	—	Alabama	L	7-21	53,916
Oct. 10	—	—	at Boston	L	7-9	15,344
Oct. 17	—	—	Richmond	W	41-6	24,535
Oct. 24	—	—	Marquette	W	20-6	22,293
Oct. 31	—	—	Kentucky	L	0-29	25,981
Nov. 7	—	—	Vanderbilt (HC)	L	0-9	32,906
Nov. 14	—	—	Stetson	W	35-0	11,846
Nov. 22	—	—	at Florida	L	6-43	35,000
Nov. 28	—	—	North Carolina	L	7-34	20,222
Dec. 5	—	—	Georgia	L	13-35	21,557
Total points/Attendance					181-192	299,125

1953

4-5

DATE	UM	OPP	OPPONENT	W/L	SCORE	ATT
Sept. 25	—	—	Florida State	W	27-0	26,629
Oct. 2	—	10	Baylor	L	13-21	28,042
Oct. 9	—	—	Clemson	W	39-7	27,324
Oct. 17	—	—	at Nebraska	L	16-20	38,000
Oct. 23	—	3	Maryland	L	0-30	42,157
Oct. 31	—	—	at Fordham	L	0-20	20,308
Nov. 6	—	15	Auburn	L	20-29	26,472
Nov. 13	—	—	Virginia Tech	W	26-0	17,105
Nov. 28	—	—	Florida (HC)	W	14-10	55,532
Total points/Attendance					155-137	281,569

1954

8-1

DATE	UM	OPP	OPPONENT	W/L	SCORE	ATT
Sept. 24	—	—	Furman	W	51-13	41,827
Oct. 1	—	11	Baylor	W	19-13	35,063
Oct. 8	—	—	Holy Cross	W	26-20	32,856
Oct. 15	—	—	Mississippi State	W	27-13	40,836
Oct. 22	16	—	Maryland	W	9-7	56,659
Oct. 29	10	—	Fordham	W	75-7	37,498
Nov. 6	6	—	at Auburn	L	13-14	25,000
Nov. 19	16	—	Alabama (HC)	W	23-7	61,423
Nov. 27	11	—	at Florida	W	14-0	38,000
Total points/Attendance					257-94	638,901

1955

6-3

DATE	UM	OPP	OPPONENT	W/L	SCORE	ATT
Sept. 17	9	10	at Georgia Tech	L	6-14	39,500
Sept. 30	—	—	Florida State	W	34-0	42,363
Oct. 7	15	5	Notre Dame ¹	L	0-14	75,685
Oct. 21	—	18	TCU	L	19-21	46,034
Oct. 29	—	16	at Pittsburgh	W	21-7	40,117
Nov. 4	—	—	Boston College (HC)	W	14-7	42,249
Nov. 11	20	—	Bucknell	W	46-0	30,240
Nov. 18	—	—	Alabama	W	34-12	35,414
Nov. 26	14	—	Florida	W	7-6	49,362
Total points/Attendance					181-81	400,964

¹ — UM's first home sellout in the Orange Bowl

1956

8-1-1

DATE	UM	OPP	OPPONENT	W/L	SCORE	ATT
Sept. 28	—	17	South Carolina	W	14-6	44,484
Oct. 5	13	—	Boston College	W	27-6	37,381
Oct. 12	11	—	Maryland	W	13-6	44,304
Oct. 19	11	—	Georgia	T	7-7	42,682
Oct. 27	19	10	at TCU	W	14-0	25,000
Nov. 2	9	—	Florida State	W	20-7	36,925
Nov. 16	8	13	Clemson	W	21-0	47,603
Nov. 23	6	—	West Virginia	W	18-0	37,073
Dec. 1	6	18	at Florida	W	20-7	40,000
Dec. 8	6	13	Pittsburgh (HC)	L	7-14	38,243
Total points/Attendance					161-53	393,695

HISTORY

ALL-TIME RESULTS

1957 5-4-1

DATE	UM	OPP	OPPONENT	W/L	SCORE	ATT
Sept. 21	14	—	at Houston	L	0-7	52,000
Oct. 5	—	11	Baylor	W	13-7	43,662
Oct. 11	—	18	North Carolina	L	13-20	47,166
Oct. 18	—	12	NC State	T	0-0	40,783
Oct. 25	—	—	Kansas	W	48-6	33,280
Nov. 1	—	—	Villanova	W	13-7	31,900
Nov. 8	—	—	at Florida State	W	40-13	15,712
Nov. 15	—	—	Maryland (HC)	L	6-16	42,701
Nov. 30	—	20	Florida	L	0-14	59,507
Dec. 7	—	—	Pittsburgh	W	28-13	28,231
Total points/Attendance					161-103	394,942

1958 2-8

DATE	UM	OPP	OPPONENT	W/L	SCORE	ATT
Sept. 26	15	14	Wisconsin	L	0-20	62,087
Oct. 4	—	—	at Baylor ¹	W	14-8	20,000
Oct. 10	—	11	LSU	L	0-41	41,467
Oct. 25	—	—	at Boston College	L	2-6	11,000
Oct. 31	—	—	Vanderbilt	L	15-28	25,425
Nov. 7	—	—	Florida State	L	6-17	31,879
Nov. 14	—	—	Maryland	L	14-26	26,747
Nov. 21	—	—	Houston (HC)	L	26-37	24,822
Nov. 29	—	14	Florida ²	L	9-12	24,000
Dec. 6	—	—	Oregon	W	2-0	22,898
Total points/Attendance					88-195	290,325

1 — Miami's 300th game
2 — at Jacksonville, Fla.

1959 6-4

DATE	UM	OPP	OPPONENT	W/L	SCORE	ATT
Sept. 25	—	—	Tulane	W	26-7	35,668
Oct. 3	—	—	at Florida State	W	7-6	17,600
Oct. 10	—	1	at LSU	L	3-27	67,000
Oct. 16	—	—	Navy	W	23-8	51,694
Oct. 23	—	7	Auburn	L	6-21	42,986
Oct. 30	—	—	Kentucky	L	3-22	34,547
Nov. 6	—	—	North Carolina	W	14-7	31,136
Nov. 13	—	—	South Carolina (HC)	W	26-6	31,797
Nov. 20	18	11	Michigan State	W	18-13	40,870
Nov. 28	12	—	Florida	L	14-23	25,000
Total points/Attendance					140-140	353,298

1960 6-4

DATE	UM	OPP	OPPONENT	W/L	SCORE	ATT
Sept. 25	—	—	Tulane	W	26-7	35,668
Sept. 30	—	—	North Carolina	W	29-12	40,252
Oct. 8	—	—	at Pittsburgh	L	6-17	29,455
Oct. 14	—	—	South Carolina	W	21-6	28,745
Oct. 22	—	17	at Auburn	L	7-20	25,000
Oct. 28	—	—	Boston College	W	10-7	30,699
Nov. 4	—	—	Florida State	W	25-7	37,984
Nov. 12	—	—	Notre Dame (HC)	W	28-21	58,062
Nov. 18	—	14	Syracuse	L	14-21	45,271
Nov. 26	—	19	Florida	L	0-18	60,122
Dec. 2	—	—	Air Force	W	23-14	29,678
Total points/Attendance					163-143	385,268

1961 7-4

LIBERTY BOWL

DATE	UM	OPP	OPPONENT	W/L	SCORE	ATT
Sept. 16	—	—	Pittsburgh	L	7-10	33,292
Sept. 23	—	—	at Kentucky	W	14-7	35,000
Sept. 29	—	8	Penn State	W	25-8	45,687
Oct. 6	—	—	Navy	L	6-17	53,182
Oct. 13	—	—	Colorado	L	7-9	40,393
Oct. 27	—	—	North Carolina (HC)	W	10-0	29,612
Nov. 3	—	—	Georgia	W	32-7	38,210
Nov. 11	—	—	at Tulane	W	6-0	15,000
Nov. 24	—	—	Northwestern	W	10-6	48,628
Dec. 2	—	—	at Florida	W	15-6	42,000

Liberty Bowl (Memphis, Tenn.)

Dec. 16	—	14	Syracuse	L	14-15	15,712
Total points/Attendance					146-85	396,716

1962 7-4

GOTHAM BOWL

DATE	UM	OPP	OPPONENT	W/L	SCORE	ATT
Sept. 15	—	—	at Pittsburgh	W	23-14	32,765
Sept. 29	—	—	TCU	W	21-20	51,251
Oct. 5	9	—	Florida State	W	7-6	43,962
Oct. 13	—	6	at LSU	L	3-17	67,500
Oct. 19	—	—	Maryland (HC)	W	28-24	49,381
Oct. 27	—	—	at Air Force	W	21-3	32,789
Nov. 2	—	—	Kentucky	W	25-17	43,614
Nov. 10	—	3	at Alabama	L	3-36	43,000
Nov. 23	—	—	Northwestern	L	7-29	61,381
Dec. 1	—	—	Florida ¹	W	17-15	62,441

Gotham Bowl (New York, N.Y.)

Dec. 15	—	—	Nebraska	L	34-36	6,166
Total points/Attendance					189-238	494,250

1 — Miami's 200th victory

1963 3-7

DATE	UM	OPP	OPPONENT	W/L	SCORE	ATT
Sept. 20	—	—	Florida State	L	0-24	57,596
Sept. 28	—	—	Purdue	W	3-0	46,823
Oct. 4	—	—	at Tulane	W	10-0	18,000
Oct. 11	—	—	LSU	L	0-3	45,986
Oct. 18	—	—	Georgia	L	14-31	44,895
Nov. 2	—	—	at Kentucky	W	20-14	27,500
Nov. 16	—	—	at North Carolina	L	16-27	28,000
Nov. 23	—	—	Florida	L	21-27	57,773
Nov. 30	—	5	Pittsburgh	L	20-31	33,230
Dec. 7	—	9	Alabama (HC)	L	12-17	25,472
Total points/Attendance					116-174	385,275

HISTORY

ALL-TIME RESULTS

CHARLIE TATE

1964-69

1964 4-5-1

DATE	UM	OPP	OPPONENT	W/L	SCORE	ATT
Sept. 19	—	—	Florida State	L	0-14	51,605
Sept. 26	—	—	at Georgia Tech	L	0-20	44,115
Oct. 9	—	—	California	L	7-9	32,442
Oct. 17	—	—	Pittsburgh	T	20-20	34,663
Oct. 23	—	—	Indiana	L	14-28	34,249
Oct. 30	—	—	at Detroit	W	10-7	15,180
Nov. 6	—	—	Tulane	W	21-0	33,855
Nov. 13	—	—	Boston College	W	30-6	32,180
Nov. 20	—	—	Vanderbilt (HC)	W	35-17	31,649
Nov. 28	—	—	at Florida	L	10-12	31,118
Total points/Attendance					147-133	341,056

1965 5-4-1

DATE	UM	OPP	OPPONENT	W/L	SCORE	ATT
Sept. 18	—	—	SMU	L	3-7	46,494
Sept. 25	—	9	at Syracuse	W	24-0	32,000
Oct. 2	—	—	at Tulane	L	16-24	17,000
Oct. 9	—	—	LSU	L	27-34	44,367
Oct. 16	—	—	Houston	W	44-12	39,575
Oct. 23	—	—	at Pittsburgh	L	14-28	37,431
Nov. 5	—	—	Boston College	W	27-6	28,704
Nov. 13	—	—	at Vanderbilt	W	28-14	12,996
Nov. 20	—	10	Florida (HC)	W	16-13	67,762
Nov. 27	—	6	Notre Dame	T	0-0	68,077
Total points/Attendance					199-138	394,406

1966 8-2-1

LIBERTY BOWL CHAMPIONS

DATE	UM	OPP	OPPONENT	W/L	SCORE	ATT
Sept. 17	—	—	at Colorado	W	24-3	39,000
Sept. 24	—	—	Florida State	L	20-23	54,262
Oct. 1	—	—	at LSU	L	8-10	67,979
Oct. 14	—	—	Georgia	W	7-6	41,756
Oct. 21	—	—	Indiana	W	14-7	19,627
Oct. 28	—	5	USC	W	10-7	51,156
Nov. 5	—	—	at Tulane	T	10-10	40,000
Nov. 11	—	—	Pittsburgh (HC)	W	38-14	35,035
Nov. 18	—	—	Iowa	W	44-0	35,003
Nov. 26	—	9	at Florida	W	21-16	59,211

Liberty Bowl (Memphis, Tenn.)

Dec. 10	9	—	Virginia Tech	W	14-7	25,012
Total points/Attendance					210-103	468,041

1967 7-4

BLUEBONNET BOWL

DATE	UM	OPP	OPPONENT	W/L	SCORE	ATT
Sept. 23	8	—	at Northwestern	L	7-12	38,780
Sept. 29	—	—	Penn State	L	8-17	39,156
Oct. 6	—	—	Tulane	W	34-14	27,510
Oct. 14	—	—	at LSU	W	17-15	67,000
Oct. 21	—	—	at Pittsburgh	W	58-0	24,371
Oct. 27	—	—	Auburn	W	7-0	50,056
Nov. 4	—	—	at Virginia Tech	W	14-7	35,000
Nov. 10	—	—	Georgia Tech (HC)	W	49-7	48,267
Nov. 24	—	6	Notre Dame ¹	L	22-24	77,265
Dec. 9	—	—	Florida	W	20-13	53,229

Bluebonnet Bowl (Houston, Texas)

Dec. 23	—	—	Colorado	L	21-31	30,156
Total points/Attendance					257-140	490,790

1 — Miami's 400th game

1968 5-5

DATE	UM	OPP	OPPONENT	W/L	SCORE	ATT
Sept. 20	19	—	Northwestern	W	28-7	37,035
Sept. 28	15	—	at Georgia Tech	W	10-7	44,774
Oct. 5	13	2	at USC	L	3-28	71,189
Oct. 11	—	8	LSU	W	30-0	39,284
Oct. 18	12	—	Virginia Tech	W	13-8	36,884
Oct. 26	9	—	at Auburn	L	6-31	45,000
Nov. 1	—	—	Pittsburgh	W	48-0	36,839
Nov. 9	—	4	at Penn State	L	7-22	49,863
Nov. 16	—	16	Alabama (HC)	L	6-14	43,418
Nov. 30	—	—	at Florida	L	10-14	55,875
Total points/Attendance					161-131	460,161

1969 4-6

DATE	UM	OPP	OPPONENT	W/L	SCORE	ATT
Sept. 26	—	—	Florida State	L	14-16	55,478
Oct. 3	—	—	N.C. State	W	23-13	37,038
Oct. 10	—	14	LSU	L	0-20	41,972
Oct. 18	—	—	at Memphis	L	13-26	28,500
Oct. 24	—	—	TCU	W	14-9	21,195
Nov. 1	—	—	at Houston	L	36-38	25,498
Nov. 7	—	—	Navy (HC)	W	30-10	37,972
Nov. 15	—	—	at Alabama	L	6-42	57,596
Nov. 21	—	—	Wake Forest	W	49-7	24,817
Nov. 29	—	17	Florida	L	16-35	70,934
Total points/Attendance					201-216	401,000

ALL-TIME RESULTS

CHARLIE TATE (1-1) and
WALT KICHEFSKI (2-7)

1970

1970				3-8	
DATE	UM OPP	OPPONENT	W/L	SCORE	ATT
Sept. 18	— —	William & Mary	W	36-14	27,286
Sept. 26	— 19	at Georgia Tech	L	21-31	44,426
Oct. 2	— —	Maryland	W	18-11	30,190
Oct. 16	— —	Tampa	L	14-31	30,213
Oct. 24	— 18	at Pittsburgh	L	17-28	28,415
Oct. 30	— —	Florida State	L	3-27	24,168
Nov. 7	— —	at Tulane	L	16-31	23,250
Nov. 14	— —	Alabama (HC)	L	8-32	25,469
Nov. 21	— —	at Syracuse	L	16-56	20,570
Nov. 28	— —	at Florida	W	14-13	50,149
Dec. 5	— —	Houston	L	3-36	17,798
Total points/Attendance				166-310	321,934

FRAN CURCI

1971-72

1971				4-7	
DATE	UM OPP	OPPONENT	W/L	SCORE	ATT
Sept. 18	— —	Florida State	L	17-20	20,266
Sept. 25	— —	at Wake Forest	W	29-10	24,500
Oct. 1	— —	Baylor	W	41-15	26,876
Oct. 9	— 7	Notre Dame	L	0-17	66,093
Oct. 15	— —	Navy	W	31-16	26,728
Oct. 29	— —	Army (HC)	W	24-13	24,323
Nov. 5	— —	NC State	L	7-13	19,028
Nov. 13	— 4	at Alabama	L	3-31	57,313
Nov. 20	— 16	at Houston	L	6-27	29,276
Nov. 27	— —	Florida	L	16-45	37,710
Dec. 4	— —	Syracuse	L	0-14	17,224
Total points/Attendance				174-221	349,338

1972

1972				5-6	
DATE	UM OPP	OPPONENT	W/L	SCORE	ATT
Sept. 16	— 20	Florida State	L	14-37	35,421
Sept. 23	— 14	at Texas	L	10-23	62,000
Oct. 7	— —	at Baylor	L	3-10	35,142
Oct. 14	— —	Tulane	W	24-21	18,956
Oct. 21	— —	Houston	W	33-13	17,860
Oct. 28	— —	at Army	W	28-7	42,500
Nov. 4	— —	UNLV (HC)	W	51-7	18,987
Nov. 11	— —	at Tampa	L	0-7	22,525
Nov. 18	— 10	at Notre Dame	L	17-20	59,075
Nov. 25	— —	Maryland	W	28-8	17,342
Dec. 2	— —	at Florida	L	6-17	46,432
Total points/Attendance				214-170	376,338

PETE ELLIOTT

1973-74

1973				5-6	
DATE	UM OPP	OPPONENT	W/L	SCORE	ATT
Sept. 16	— 20	Florida State	L	14-37	35,421
Sept. 21	— 6	Texas	W	20-15	30,080
Sept. 29	18 —	at Florida State	W	14-10	22,278
Oct. 6	17 6	at Oklahoma	L	20-24	61,826
Oct. 12	16 —	Boston College	W	15-10	25,418
Oct. 19	15 14	Houston	L	7-30	29,340
Oct. 27	— —	at Syracuse	W	34-23	19,369
Nov. 2	— —	West Virginia (HC)	L	14-20	24,890
Nov. 10	— —	at Army	W	19-7	41,047
Nov. 17	— 2	at Alabama	L	13-43	58,404
Nov. 24	— —	Florida	L	7-14	39,071
Dec. 1	— 5	Notre Dame	L	0-44	41,047
Total points/Attendance				163-240	382,770

1974

1974				6-5	
DATE	UM OPP	OPPONENT	W/L	SCORE	ATT
Sept. 21	— 19	at Houston	W	20-3	18,767
Sept. 28	20 —	at Tampa	W	28-26	40,672
Oct. 4	16 11	Auburn	L	0-3	33,490
Oct. 11	— —	Pacific	W	35-6	15,184
Oct. 19	— —	at West Virginia	W	21-20	32,800
Oct. 26	— 7	at Notre Dame	L	7-28	59,075
Nov. 1	— —	Virginia Tech	W	14-7	20,134
Nov. 8	— —	Florida State (HC)	L	14-21	19,785
Nov. 16	— 2	Alabama	L	7-28	26,265
Nov. 22	— —	Syracuse	W	14-7	12,208
Nov. 30	— —	at Florida	L	7-31	48,563
Total Points/Attendance				167-180	300,943

CARL SELMER

1975-76

1975				2-8	
DATE	UM OPP	OPPONENT	W/L	SCORE	ATT
Sept. 20	— —	at Georgia Tech	L	23-38	32,339
Sept. 26	— 1	Oklahoma	L	17-20	37,203
Oct. 4	— 4	at Nebraska	L	16-31	76,231
Oct. 10	— 13	Colorado	L	10-23	18,901
Oct. 17	— —	Houston	W	24-20	15,362
Nov. 1	— —	at Boston College	L	7-21	25,331
Nov. 7	— —	Navy (HC)	L	16-17	18,987
Nov. 15	— —	at Florida State	W	24-22	30,228
Nov. 22	— —	Notre Dame	L	9-32	24,944
Nov. 29	— 13	Florida	L	11-15	25,462
Total points/Attendance				157-239	304,988

HISTORY

ALL-TIME RESULTS

1976 3-8

DATE	UM	OPP	OPPONENT	W/L	SCORE	ATT
Sept. 18	--	--	Florida State	W	47-0	26,130
Sept. 25	--	--	at Colorado	L	3-33	48,882
Oct. 2	--	5	at Nebraska	L	9-17	76,155
Oct. 9	--	--	Duke	L	7-20	13,818
Oct. 16	--	2	at Pittsburgh	L	19-36	42,434
Oct. 23	--	--	TCU	W	49-0	10,779
Nov. 6	--	--	Boston College (HC)	W	13-6	15,687
Nov. 13	--	--	Penn State	L	7-21	19,766
Nov. 20	--	13	at Notre Dame	L	27-40	59,075
Nov. 27	--	--	at Florida	L	10-19	40,055
Dec. 4	--	6	at Houston	L	16-21	20,849
Total points/Attendance					207-213	373,630

LOU SABAN

1977-78

1977 3-8

DATE	UM	OPP	OPPONENT	W/L	SCORE	ATT
Sept. 10	--	5	at Ohio State	L	0-10	86,287
Sept. 17	--	--	at Georgia Tech ¹	L	6-10	31,916
Sept. 24	--	--	at Florida State	W	23-17	40,060
Oct. 1	--	--	Pacific	W	24-3	33,608
Oct. 8	--	--	Kansas	W	14-7	28,010
Oct. 22	--	--	at TCU	L	17-21	12,224
Oct. 29	--	9	at Penn State	L	7-49	61,853
Nov. 5	--	--	Tulane (HC)	L	10-13	20,140
Nov. 12	--	2	at Alabama	L	0-36	57,422
Nov. 26	--	--	Florida	L	14-31	30,662
Dec. 3	--	5	Notre Dame	L	10-48	35,789
Total points/Attendance					125-245	437,971

¹ - Miami's 500th game

1978 6-5

DATE	UM	OPP	OPPONENT	W/L	SCORE	ATT
Sept. 16	--	--	at Colorado	L	7-17	44,714
Sept. 23	--	13	Florida State	L	21-31	25,003
Sept. 30	--	--	at Kansas	W	38-6	47,420
Oct. 7	--	19	at Auburn	W	17-15	55,136
Oct. 14	--	--	at Georgia Tech	L	19-24	29,695
Oct. 21	--	--	Utah State	W	17-16	25,702
Oct. 28	--	19	at Notre Dame	L	0-20	59,075
Nov. 4	--	--	at Tulane	L	16-20	20,045
Nov. 18	--	--	San Diego State (HC)	W	16-14	17,468
Nov. 25	--	--	Syracuse	W	21-9	15,793
Dec. 2	--	--	at Florida	W	22-21	47,815
Total points/Attendance					194-193	387,866

HOWARD SCHNELLENBERGER

1979-83

1979 5-6

DATE	UM	OPP	OPPONENT	W/L	SCORE	ATT
Sept. 15	--	--	Louisville	W	24-12	41,129
Sept. 22	--	14	at Florida State	L	23-40	47,679
Sept. 29	--	--	Louisiana Tech	W	6-0	20,069
Oct. 6	--	--	at Florida A&M	L	13-16	34,743
Oct. 13	--	--	at San Diego State	L	20-31	40,126
Oct. 20	--	--	Boston College (HC)	W	19-8	15,013
Oct. 27	--	--	at Syracuse	L	15-25	7,729
Nov. 3	--	19	at Penn State	W	26-10	77,532
Nov. 17	--	1	at Alabama	L	0-30	54,500
Nov. 24	--	--	vs. Notre Dame ¹	L	15-40	62,674
Dec. 1	--	--	Florida	W	30-24	28,051
Total points/Attendance					191-236	429,245

¹ - at Tokyo, Japan

1980 9-3

PEACH BOWL CHAMPIONS

DATE	UM	OPP	OPPONENT	W/L	SCORE	ATT
Sept. 6	--	--	at Louisville	W	24-10	21,120
Sept. 13	--	--	Florida A&M	W	49-0	20,007
Sept. 20	--	18	at Houston	W	14-7	31,423
Sept. 27	--	9	Florida State	W	10-9	50,008
Oct. 11	13	7	at Notre Dame	L	14-32	59,075
Oct. 18	18	--	Mississippi State	L	31-34	18,651
Nov. 1	--	13	at Penn State	L	12-27	83,661
Nov. 8	--	--	East Carolina (HC)	W	23-10	11,048
Nov. 15	--	--	at Vanderbilt	W	24-17	12,830
Nov. 22	--	--	North Texas	W	26-8	20,293
Nov. 29	--	18	at Florida	W	31-7	56,437

Peach Bowl (Atlanta, Ga.)

Jan. 2	20	--	Virginia Tech	W	20-10	45,384
Total points/Attendance					267-171	429,927

1981 9-2

DATE	UM	OPP	OPPONENT	W/L	SCORE	ATT
Sept. 5	--	17	Florida	W	21-20	73,817
Sept. 19	16	--	Houston	W	12-7	32,586
Sept. 26	14	4	at Texas	L	7-14	74,653
Oct. 3	17	--	Vanderbilt	W	48-16	27,694
Oct. 17	13	16	at Mississippi State	L	10-14	33,225
Oct. 24	--	--	at East Carolina	W	31-6	20,323
Oct. 31	--	1	Penn State (HC)	W	17-14	32,117
Nov. 7	13	14	at Florida State	W	27-19	52,685
Nov. 14	12	--	Virginia Tech	W	21-14	22,257
Nov. 21	11	--	at NC State	W	14-6	36,500
Nov. 28	9	--	Notre Dame	W	37-15	50,681
Total points/Attendance					245-145	456,538

ALL-TIME RESULTS

1982

7-4

DATE	UM	OPP	OPPONENT	W/L	SCORE	ATT
Sept. 4	15	16	at Florida	L	14-17	71,864
Sept. 11	19	—	Houston	W	31-12	24,687
Sept. 18	15	—	at Virginia Tech	W	14-8	45,200
Sept. 25	16	—	Michigan State	W	25-22	26,478
Oct. 2	17	—	at Louisville ¹	W	28-6	28,749
Oct. 9	17	10	at Notre Dame	L	14-16	59,075
Oct. 16	17	—	Mississippi State	W	31-14	35,860
Oct. 30	16	14	Florida State (HC)	L	7-24	54,696
Nov. 6	—	19	at Maryland	L	17-18	43,200
Nov. 20	—	—	NC State	W	41-3	20,434
Nov. 27	—	—	Cincinnati	W	19-13	18,447
Total points/Attendance					241-153	428,690

1 — Miami's 300th victory

1983

11-1

NATIONAL CHAMPIONS

ORANGE BOWL CHAMPIONS

DATE	UM	OPP	OPPONENT	W/L	SCORE	ATT
Sept. 3	—	—	at Florida	L	3-28	73,907
Sept. 10	—	—	at Houston	W	29-7	20,000
Sept. 17	—	—	Purdue	W	35-0	37,150
Sept. 24	—	13	Notre Dame	W	20-0	52,480
Oct. 1	15	—	at Duke	W	56-17	28,750
Oct. 8	12	—	Louisville	W	42-14	30,073
Oct. 15	10	—	at Mississippi State	W	31-7	29,456
Oct. 22	8	—	at Cincinnati	W	17-7	14,163
Oct. 29	7	12	West Virginia (HC)	W	20-3	63,881
Nov. 5	5	—	East Carolina	W	12-7	39,225
Nov. 12	6	—	at Florida State	W	17-16	57,333

Orange Bowl (Miami, Fla.)

Jan. 1	5	1	Nebraska	W	31-30	72,596
Total points/Attendance					313-136	519,014

JIMMY JOHNSON

1984-88

1984

8-5

FIESTA BOWL

DATE	UM	OPP	OPPONENT	W/L	SCORE	ATT
Aug. 27	10	1	vs. Auburn ¹	W	20-18	51,131
Sept. 1	10	17	vs. Florida ²	W	32-20	72,831
Sept. 8	1	14	at Michigan	L	14-22	105,403
Sept. 15	5	—	at Purdue	W	28-17	56,716
Sept. 22	4	15	Florida State	L	3-38	60,210
Sept. 29	16	—	Rice	W	38-3	20,084
Oct. 6	14	16	at Notre Dame	W	31-13	59,075
Oct. 13	10	—	at Cincinnati	W	49-25	25,642
Oct. 20	9	—	Pittsburgh (HC)	W	27-7	32,872
Nov. 3	6	—	at Louisville	W	38-23	20,113
Nov. 10	6	—	Maryland	L	40-42	31,548
Nov. 23	12	—	Boston College	L	45-47	30,325

Fiesta Bowl (Tempe, Ariz.)

Jan. 1	13	14	UCLA	L	37-39	60,310
Total points/Attendance					402-314	626,260

1 — at East Rutherford, N.J.

2 — at Tampa, Fla.

1985

10-2

SUGAR BOWL

DATE	UM	OPP	OPPONENT	W/L	SCORE	ATT
Sept. 7	—	5	Florida	L	23-35	80,277
Sept. 14	—	—	at Rice	W	48-20	15,411
Sept. 28	—	—	at Boston College ¹	W	45-10	31,864
Oct. 5	—	—	at East Carolina	W	27-15	34,511
Oct. 12	—	—	Cincinnati	W	38-0	30,164
Oct. 19	—	3	at Oklahoma	W	27-14	75,008
Oct. 26	15	—	Louisville	W	45-7	31,761
Nov. 2	11	10	at Florida State	W	35-27	61,250
Nov. 9	8	—	at Maryland ²	W	29-22	62,350
Nov. 23	4	—	Colorado State ³ (HC)	W	24-3	35,035
Nov. 30	4	—	Notre Dame	W	58-7	49,236

Sugar Bowl (New Orleans, La.)

Jan. 1	2	8	Tennessee	L	7-35	77,432
--------	---	---	-----------	---	------	--------

Total points/Attendance

406-195 584,299

1 — at Foxboro, Mass.

2 — at Baltimore, Md.

3 — Miami's 600th game

1986

11-1

FIESTA BOWL

DATE	UM	OPP	OPPONENT	W/L	SCORE	ATT
Aug. 30	3	—	at South Carolina	W	34-14	73,500
Sept. 6	3	13	at Florida	W	23-15	74,875
Sept. 13	2	—	Texas Tech	W	61-11	41,925
Sept. 27	2	1	Oklahoma	W	28-16	71,451
Oct. 4	1	—	Northern Illinois	W	34-0	33,905
Oct. 11	1	—	at West Virginia	W	58-14	63,500
Oct. 18	1	—	at Cincinnati	W	45-13	29,546
Nov. 1	1	20	Florida State	W	41-23	62,834
Nov. 8	1	—	at Pittsburgh	W	37-10	55,338
Nov. 15	1	—	Tulsa (HC)	W	23-10	51,110
Nov. 27	1	—	East Carolina	W	36-10	30,202

Fiesta Bowl (Tempe, Ariz.)

Jan. 2	1	2	Penn State	L	10-14	73,098
Total points/Attendance					430-150	671,284

1987

12-0

NATIONAL CHAMPIONS

ORANGE BOWL CHAMPIONS

DATE	UM	OPP	OPPONENT	W/L	SCORE	ATT
Sept. 5	10	20	Florida	W	31-4	77,224
Sept. 26	5	10	at Arkansas	W	51-7	55,310
Oct. 3	3	4	at Florida State	W	26-25	62,561
Oct. 10	3	—	Maryland	W	46-16	43,020
Oct. 24	3	—	at Cincinnati	W	48-10	20,011
Oct. 31	3	—	at East Carolina	W	41-3	31,791
Nov. 7	3	—	Miami (Ohio)	W	54-3	40,128
Nov. 14	3	—	Virginia Tech (HC)	W	27-13	40,105
Nov. 21	3	—	Toledo	W	24-14	37,010
Nov. 28	2	10	Notre Dame	W	24-0	76,640
Dec. 5	2	8	South Carolina	W	20-16	63,317

Orange Bowl (Miami, Fla.)

Jan. 1	2	1	Oklahoma	W	20-14	74,760
Total points/Attendance					412-125	622,877

ALL-TIME RESULTS

1988

11-1

ORANGE BOWL CHAMPIONS

DATE	UM	OPP	OPPONENT	W/L	SCORE	ATT
Sept. 3	6	1	Florida State	W	31-0	77,836
Sept. 17	1	15	at Michigan	W	31-30	105,834
Sept. 24	1	—	Wisconsin	W	23-3	48,311
Oct. 1	1	—	Missouri	W	55-0	40,654
Oct. 15	1	4	at Notre Dame	L	30-31	59,075
Oct. 22	4	—	Cincinnati	W	57-3	44,107
Oct. 29	4	—	at East Carolina	W	31-7	29,400
Nov. 5	3	—	Tulsa (HC)	W	34-3	38,196
Nov. 19	3	11	at LSU	W	44-3	79,500
Nov. 26	3	8	Arkansas	W	18-16	63,271
Dec. 3	2	—	BYU	W	41-17	59,367

Orange Bowl (Miami, Fla.)

Jan. 2	2	6	Nebraska	W	23-3	79,480
Total points/Attendance					418-116	725,031

DENNIS ERICKSON

1989-94

1989

11-1

NATIONAL CHAMPIONS

SUGAR BOWL CHAMPIONS

DATE	UM	OPP	OPPONENT	W/L	SCORE	ATT
Sept. 9	3	—	at Wisconsin	W	51-3	38,646
Sept. 16	3	—	California	W	31-3	56,931
Sept. 23	2	—	at Missouri	W	38-7	43,293
Sept. 30	2	—	at Michigan State	W	26-20	76,217
Oct. 7	2	—	Cincinnati	W	56-0	48,597
Oct. 14	2	—	San Jose State	W	48-16	45,122
Oct. 28	2	9	at Florida State	L	10-24	62,602
Nov. 4	7	—	East Carolina	W	40-10	35,159
Nov. 11	7	14	at Pittsburgh	W	24-3	52,528
Nov. 18	7	—	San Diego State (HC)	W	42-6	42,362
Nov. 25	7	1	Notre Dame	W	27-10	81,634

Sugar Bowl (New Orleans, La.)

Jan. 1	2	7	Alabama	W	33-25	77,425
Total points/Attendance					432-127	660,516

1990

10-2

COTTON BOWL CHAMPIONS

DATE	UM	OPP	OPPONENT	W/L	SCORE	ATT
Sept. 8	1	16	at BYU	L	21-28	66,235
Sept. 15	10	—	at California	W	52-24	47,000
Sept. 29	10	—	Iowa	W	48-21	70,420
Oct. 6	9	2	Florida State	W	31-22	80,396
Oct. 13	3	—	Kansas	W	34-0	54,211
Oct. 20	2	6	at Notre Dame	L	20-29	59,075
Oct. 27	8	—	at Texas Tech	W	45-10	50,028
Nov. 3	8	—	Pittsburgh (HC)	W	45-0	50,412
Nov. 17	3	—	Boston College	W	42-12	50,942
Nov. 24	2	—	Syracuse	W	33-7	66,196
Dec. 1	3	—	at San Diego State	W	30-28	34,201

Cotton Bowl (Dallas, Texas)

Jan. 1	4	3	vs. Texas	W	46-3	73,521
Total points/Attendance					447-184	702,637

1991

12-0, 2-0 BIG EAST (1st)

NATIONAL CHAMPIONS

ORANGE BOWL CHAMPIONS

DATE	UM	OPP	OPPONENT	W/L	SCORE	ATT
Aug. 31	3	—	at Arkansas	W	31-3	46,308
Sept. 12	2	10	Houston	W	40-10	71,842
Sept. 28	2	—	at Tulsa	W	34-10	35,689
Oct. 5	2	—	Oklahoma State	W	40-3	42,751
Oct. 12	2	9	Penn State	W	26-20	75,723
Oct. 19	2	—	Long Beach State	W	55-0	40,498
Oct. 26	2	—	at Arizona	W	36-9	53,349
Nov. 9	3	—	West Virginia* (HC)	W	27-3	60,250
Nov. 16	2	1	at Florida State	W	17-16	63,442
Nov. 23	1	—	at Boston College*	W	19-14	32,071
Nov. 30	1	—	San Diego State	W	39-12	56,721

Orange Bowl (Miami, Fla.)

Jan. 1	1	11	Nebraska	W	22-0	77,747
Total points/Attendance					386-100	656,391

1992

11-1, 4-0 BIG EAST (1st)

SUGAR BOWL

DATE	UM	OPP	OPPONENT	W/L	SCORE	ATT
Sept. 5	1	23	at Iowa ^a	W	24-7	70,397
Sept. 19	1	—	Florida A&M	W	38-0	74,292
Sept. 26	1	—	Arizona	W	8-7	47,049
Oct. 3	2	3	Florida State	W	17-16	77,338
Oct. 10	2	7	at Penn State	W	17-14	96,704
Oct. 17	1	—	TCU	W	45-10	42,915
Oct. 24	1	—	at Virginia Tech*	W	43-23	51,423
Oct. 31	1	—	West Virginia*	W	35-23	51,246
Nov. 14	1	—	Temple* (HC)	W	48-0	41,212
Nov. 21	1	8	at Syracuse*	W	16-10	49,857
Nov. 28	1	—	at San Diego State	W	63-17	52,108

Sugar Bowl (New Orleans, La.)

Jan. 1	1	2	Alabama	L	13-34	76,789
Total points/Attendance					369-161	731,330

1 — Miami's 400th victory

1993

9-3, 6-1 BIG EAST (2nd)

FIESTA BOWL

DATE	UM	OPP	OPPONENT	W/L	SCORE	ATT
Sept. 4	4	20	at Boston College*	W	23-7	33,298
Sept. 18	3	—	Virginia Tech*	W	21-2	55,723
Sept. 25	3	—	at Colorado	W	35-29	52,391
Oct. 2	3	—	Georgia Southern	W	30-7	43,147
Oct. 9	3	1	at Florida State	L	10-28	77,813
Oct. 23	6	23	Syracuse*	W	49-0	63,194
Oct. 30	4	—	Temple*	W	42-7	33,927
Nov. 6	4	—	at Pittsburgh*	W	35-7	32,064
Nov. 13	3	—	Rutgers* (HC)	W	31-17	52,561
Nov. 20	4	9	at West Virginia*	L	14-17	70,222
Nov. 27	9	—	Memphis	W	41-17	38,737

Fiesta Bowl (Tempe, Ariz.)

Jan. 1	10	16	vs. Arizona	L	0-29	72,260
Total points/Attendance					331-167	615,337

ALL-TIME RESULTS

1994 10-2, 7-0 BIG EAST (1st)

ORANGE BOWL

DATE	UM	OPP	OPPONENT	W/L	SCORE	ATT
Sept. 3	6	—	Georgia Southern	W	56-0	54,058
Sept. 10	5	—	at Arizona State ¹	W	47-10	48,729
Sept. 24	6	17	Washington	L	20-38	62,663
Oct. 1	13	—	at Rutgers*	W	24-3	39,719
Oct. 8	13	3	Florida State	W	34-20	77,010
Oct. 22	7	—	at West Virginia*	W	38-6	63,760
Oct. 29	6	13	Virginia Tech*	W	24-3	57,618
Nov. 5	5	10	at Syracuse*	W	27-6	49,565
Nov. 12	5	—	Pittsburgh* (HC)	W	17-12	50,058
Nov. 19	5	—	at Temple*	W	38-14	11,873
Nov. 26	4	25	Boston College*	W	23-7	60,579

Orange Bowl (Miami, Fla.)

Jan. 1	4	1	vs. Nebraska	L	17-24	81,753
Total points/Attendance					365-143	657,385

1 — Miami's 700th game

BUTCH DAVIS

1995-2000

1995 8-3, 6-1 BIG EAST (11st)

DATE	UM	OPP	OPPONENT	W/L	SCORE	ATT
Sept. 2	12	—	at UCLA	L	8-31	60,091
Sept. 9	19	—	Florida A&M	W	49-3	57,721
Sept. 23	17	—	at Virginia Tech*	L	7-13	51,206
Oct. 7	—	1	at Florida State	L	17-41	80,350
Oct. 14	—	—	Rutgers*	W	56-21	19,747
Oct. 21	—	—	at Pittsburgh*	W	17-16	28,794
Oct. 28	—	—	Temple* (HC)	W	36-12	28,147
Nov. 4	—	—	Baylor	W	35-14	32,655
Nov. 11	—	—	at Boston College*	W	17-14	44,500
Nov. 18	25	—	West Virginia*	W	17-12	43,409
Nov. 25	25	22	Syracuse*	W	35-24	47,544
Total points/Attendance					294-201	494,164

1996 9-3, 6-1 BIG EAST (11st)

CARQUEST BOWL CHAMPIONS

DATE	UM	OPP	OPPONENT	W/L	SCORE	ATT
Aug. 31	11	—	at Memphis	W	30-7	32,096
Sept. 7	11	—	The Citadel	W	52-6	35,747
Sept. 12	10	—	at Rutgers*	W	33-0	29,379
Sept. 28	10	—	Pittsburgh*	W	45-0	32,747
Oct. 12	6	3	Florida State	L	16-34	75,913
Oct. 19	12	—	East Carolina	L	6-31	31,909
Oct. 26	25	12	at West Virginia*	W	10-7	66,948
Nov. 2	22	—	at Temple*	W	57-26	8,608
Nov. 16	18	21	Virginia Tech* (HC)	L	7-21	38,814
Nov. 23	25	—	Boston College*	W	43-26	34,540
Nov. 30	23	16	at Syracuse*	W	38-31	49,426

Carquest Bowl (Miami, Fla.)

Dec. 27	19	—	vs. Virginia	W	31-21	46,418
Total points/Attendance					368-210	487,545

1997 5-6, 3-4 BIG EAST (5th)

DATE	UM	OPP	OPPONENT	W/L	SCORE	ATT
Aug. 30	14	—	at Baylor	W	45-14	36,750
Sept. 13	13	24	Arizona State	L	12-23	42,219
Sept. 18	22	—	at Pittsburgh*	L	17-21	40,194
Sept. 27	—	—	West Virginia*	L	17-28	39,270
Oct. 4	—	4	at Florida State	L	0-47	80,165
Oct. 18	—	—	at Boston College*	W _{2OT}	45-44	40,006
Oct. 25	—	—	Temple	W	47-15	26,351
Nov. 1	—	—	Arkansas State	W	42-10	20,559
Nov. 8	—	20	at Virginia Tech*	L	25-27	53,177
Nov. 15	—	—	Rutgers* (HC)	W	51-23	19,949
Nov. 29	—	16	Syracuse*	L	13-33	25,147
Total points/Attendance					314-285	424,950

1998 9-3, 5-2 BIG EAST (2nd)

MICRON PC BOWL CHAMPIONS

DATE	UM	OPP	OPPONENT	W/L	SCORE	ATT
Sept. 5	—	—	E. Tennessee State	W	66-17	36,617
Sept. 12	—	—	at Cincinnati	W	38-12	20,681
Sept. 19	—	—	Virginia Tech*	L _{or}	20-27	41,155
Oct. 3	—	—	at Rutgers*	W	53-17	21,419
Oct. 10	—	9	Florida State	L	14-26	63,617
Oct. 24	—	13	at West Virginia*	W	34-31	60,081
Oct. 31	25	—	Boston College* (HC)	W	35-17	32,917
Nov. 14	24	—	at Temple*	W	42-7	18,734
Nov. 19	22	—	Pittsburgh*	W	38-10	38,084
Nov. 28	19	21	at Syracuse*	L	13-66	49,521
Dec. 5	—	3	UCLA	W	49-45	46,819

Micron PC Bowl (Miami, Fla.)

Dec. 29	24	—	N.C. State	W	46-23	44,387
Total points/Attendance					448-298	474,032

1999 9-4, 6-1 BIG EAST (2nd)

GATOR BOWL CHAMPIONS

DATE	UM	OPP	OPPONENT	W/L	SCORE	ATT
Aug. 29	12	9	vs. Ohio State ¹	W	23-12	73,037
Sept. 4	8	—	Florida A&M	W	57-3	54,147
Sept. 18	8	2	Penn State	L	23-27	74,427
Sept. 25	9	—	at East Carolina ²	L	23-27	45,900
Oct. 9	19	1	at Florida State	L	21-31	80,967
Oct. 16	23	—	at Boston College*	W	31-28	44,084
Oct. 30	23	—	West Virginia*	W	28-20	30,310
Nov. 6	22	—	at Pittsburgh*	W	33-3	38,710
Nov. 13	19	2	at Virginia Tech*	L	10-43	53,130
Nov. 20	—	—	Rutgers* (HC)	W	55-0	21,167
Nov. 27	—	—	Syracuse*	W	45-13	35,208
Dec. 4	23	—	Temple*	W	55-0	20,319

Gator Bowl (Jacksonville, Fla.)

Jan. 1	23	15	vs. Georgia Tech	W	28-13	43,416
Total points/Attendance					404-207	495,885

1 — Kickoff Classic (Meadowlands, N.J.)

2 — Raleigh, N.C.

ALL-TIME RESULTS

2000 11-1, 7-0 BIG EAST (1st)

SUGAR BOWL CHAMPIONS

DATE	UM	OPP	OPPONENT	W/L	SCORE	ATT
Aug. 31	6	—	McNeese State	W	61-14	48,411
Sept. 9	4	15	at Washington	L	29-34	74,157
Sept. 23	12	—	at West Virginia*	W	47-10	63,735
Sept. 30	10	—	at Rutgers*	W	64-6	23,782
Oct. 7	7	1	Florida State	W	27-24	80,905
Oct. 21	4	—	at Temple*	W	45-17	28,351
Oct. 28	4	—	Louisiana Tech	W	42-31	46,671
Nov. 4	3	2	Virginia Tech* (HC)	W	41-21	77,410
Nov. 11	2	—	Pittsburgh*	W	35-7	47,520
Nov. 18	2	—	at Syracuse*	W	26-0	49,327
Nov. 25	2	—	Boston College*	W	52-6	49,715

Sugar Bowl (New Orleans, La.)

Jan. 2	2	7	vs. Florida	W	37-20	64,407
Total points/Attendance					506-190	654,337

LARRY COKER

2001-06

2001 12-0, 7-0 BIG EAST (1st)

NATIONAL CHAMPIONS

ROSE BOWL CHAMPIONS

DATE	UM	OPP	OPPONENT	W/L	SCORE	ATT
Sept. 1	2	—	at Penn State	W	33-7	109,313
Sept. 8	1	—	Rutgers*	W	61-0	39,804
Sept. 27	1	—	at Pittsburgh*	W	43-21	57,224
Oct. 6	1	—	Troy	W	38-7	36,617
Oct. 13	2	14	at Florida State	W	49-27	82,836
Oct. 25	1	—	West Virginia*	W	45-3	44,411
Nov. 3	1	—	Temple* (HC)	W	38-0	31,128
Nov. 10	1	—	at Boston College*	W	18-7	44,500
Nov. 17	1	14	Syracuse*	W	59-0	52,896
Nov. 24	1	12	Washington	W	65-7	78,114
Dec. 1	1	14	at Virginia Tech*	W	26-24	53,662

Rose Bowl (Pasadena, Calif.)

Jan. 3	1	4	vs. Nebraska	W	37-14	93,781
Total points/Attendance					512-117	630,505

2002 12-1, 7-0 BIG EAST (1st)

FIESTA BOWL

DATE	UM	OPP	OPPONENT	W/L	SCORE	ATT
Aug. 31	1	—	Florida A&M	W	63-17	68,548
Sept. 7	1	6	at Florida	W	41-16	85,777
Sept. 14	1	—	at Temple	W	44-21	33,169
Sept. 21	1	—	Boston College*	W	38-6	73,622
Oct. 5	1	—	Connecticut	W	48-14	52,131
Oct. 12	1	9	Florida State* (HC)	W	28-27	81,927
Oct. 26	1	—	at West Virginia*	W	40-23	56,817
Nov. 2	1	—	at Rutgers*	W	42-17	27,222
Nov. 9	2	—	at Tennessee	W	26-3	107,745
Nov. 21	1	17	Pittsburgh*	W	28-21	64,897
Nov. 30	1	—	at Syracuse*	W	49-7	45,679
Dec. 7	1	17	Virginia Tech*	W	56-45	76,108

Fiesta Bowl (Tempe, Ariz.)

Jan. 3	1	2	vs. Ohio State	L2OT	24-31	77,502
Total points/Attendance					527-248	851,144

1 — Miami's 800th game

2003 11-2, 6-1 BIG EAST (11st)

ORANGE BOWL CHAMPIONS

DATE	UM	OPP	OPPONENT	W/L	SCORE	ATT
Aug. 28	3	—	at Louisiana Tech ¹	W	48-9	43,279
Sept. 6	3	18	Florida	W	38-33	79,932
Sept. 13	2	—	East Carolina	W	38-3	65,825
Sept. 20	2	—	at Boston College*	W	33-14	44,500
Oct. 2	2	—	West Virginia* ²	W	22-20	54,621
Oct. 11	2	5	at Florida State	W	22-14	84,336
Oct. 18	2	—	Temple*	W	52-14	49,144
Nov. 1	2	10	at Virginia Tech*	L	7-31	65,115
Nov. 8	6	18	Tennessee	L	6-10	69,722
Nov. 15	14	—	Syracuse* (HC)	W	17-10	48,130
Nov. 22	13	—	Rutgers*	W	34-10	39,572
Nov. 29	10	20	at Pittsburgh*	W	28-14	60,486

Orange Bowl (Miami, Fla.)

Jan. 1	10	9	vs. Florida State	W	16-14	76,739c
Total points/Attendance					361-196	779,227

1 — Shreveport, La.

2 — Miami's 500th victory

2004 9-3, 5-3 ACC (t3rd)

PEACH BOWL CHAMPIONS

DATE	UM	OPP	OPPONENT	W/L	SCORE	ATT
Sept. 10	5	4	Florida State*	Wor	16-10	78,622
Sept. 18	4	—	Louisiana Tech	W	48-0	53,721
Sept. 23	4	—	at Houston	W	38-13	36,698
Oct. 2	4	—	at Georgia Tech*	W	27-3	55,000
Oct. 14	3	18	Louisville	W	41-38	63,715
Oct. 23	4	—	at NC State*	W	45-31	55,600
Oct. 30	4	—	at North Carolina*	L	28-31	58,000
Nov. 6	11	—	Clemson* (HC)	Lor	17-24	55,225
Nov. 13	18	12	at Virginia*	W	31-21	63,701
Nov. 20	12	—	Wake Forest*	W	52-7	41,315
Dec. 4	9	11	Virginia Tech*	L	10-16	62,205

Peach Bowl (Atlanta, Ga.)

Dec. 31	14	18	vs. Florida	W	27-10	c69,322
Total points/Attendance					380-204	693,324

2005 9-3, 6-2 ACC (2nd, Coastal)

PEACH BOWL

DATE	UM	OPP	OPPONENT	W/L	SCORE	ATT
Sept. 5	9	14	at Florida State*	L	7-10	84,347
Sept. 17	13	20	at Clemson*	W ^{SO}	36-30	79,000
Sept. 24	12	—	Colorado	W	23-3	51,228
Oct. 1	9	—	USF	W	27-7	58,308
Oct. 8	9	—	Duke*	W	52-7	40,315
Oct. 15	7	—	at Temple	W	34-3	23,129
Oct. 29	6	—	North Carolina* (HC)	W	34-16	30,618
Nov. 5	5	3	at Virginia Tech*	W	27-7	65,115
Nov. 12	3	—	at Wake Forest*	W	47-17	27,106
Nov. 19	3	—	Georgia Tech*	L	10-14	53,764
Nov. 26	10	—	Virginia*	W	25-17	37,629

Peach Bowl (Atlanta, Ga.)

Dec. 30	9	10	vs. LSU	L	3-40	65,620
Total points/Attendance					356-234	550,559

ALL-TIME RESULTS

2006 7-6, 3-5 ACC (4th, Coastal)

MPC COMPUTERS BOWL CHAMPIONS

DATE	UM	OPP	OPPONENT	W/L	SCORE	ATT
Sept. 4	11	11	Florida State*	L	10-13	71,481
Sept. 9	16	--	Florida A&M	W	51-10	40,208
Sept. 16	15	12	at Louisville	L	7-31	42,704
Sept. 30	--	--	Houston	W	14-13	36,107
Oct. 7	--	--	North Carolina*	W	27-7	29,261
Oct. 14	--	--	FIU	W	35-0	51,130
Oct. 21	--	--	at Duke*	W	20-15	16,291
Oct. 28	--	21	at Georgia Tech*	L	23-30	55,230
Nov. 4	--	24	Virginia Tech* (HC)	L	10-17	41,504
Nov. 11	--	24	at Maryland*	L	13-14	50,721
Nov. 18	--	--	at Virginia*	L	7-17	54,522
Nov. 23	--	18	Boston College*	W	17-14	23,308

MPC Computers Bowl (Boise, Idaho)

Dec. 31	--	--	vs. Nevada	W	21-20	28,652
Total points/Attendance					255-201	512,467

2009 9-4, 5-3 ACC (3rd, Coastal)

CHAMPS SPORTS BOWL

DATE	UM	OPP	OPPONENT	W/L	SCORE	ATT
Sept. 7	--	18	at Florida State*	W	38-34	81,077
Sept. 17	20	14	Georgia Tech*	W	33-17	45,329
Sept. 26	9	11	at Virginia Tech*	L	7-31	66,233
Oct. 3	17	8	Oklahoma	W	21-20	61,790
Oct. 10	11	--	Florida A&M	W	48-16	47,859
Oct. 17	9	--	at UCF	W	27-7	48,453
Oct. 24	8	--	Clemson*	LoT	37-40	43,778
Oct. 31	18	--	at Wake Forest*	W	28-27	30,011
Nov. 7	16	--	Virginia* (HC)	W	52-17	48,350
Nov. 14	12	--	at North Carolina*	L	24-33	57,500
Nov. 21	20	--	Duke*	W	34-16	38,200
Nov. 28	19	--	at USF	W	31-10	66,469

Champs Sports Bowl (Orlando, Fla.)

Dec. 29	15	25	vs. Wisconsin	L	14-20	56,747
Total points/Attendance					394-288	635,049

RANDY SHANNON

2007-10

2007 5-7, 2-6 ACC (4th, Coastal)

DATE	UM	OPP	OPPONENT	W/L	SCORE	ATT
Sept. 1	--	--	Marshall	W	31-3	39,830
Sept. 8	--	6	at Oklahoma	L	13-51	85,357
Sept. 15	--	--	FIU	W	23-9	40,915
Sept. 20	--	16	Texas A&M	W	34-17	44,622
Sept. 29	--	--	Duke*	W	24-14	30,614
Oct. 6	--	--	at North Carolina*	L	27-33	59,000
Oct. 13	--	--	Georgia Tech*	L	14-17	52,416
Oct. 20	--	--	at Florida State*	W	37-29	82,728
Nov. 3	--	--	NC State* (HC)	LoT	16-19	34,621
Nov. 10	--	19	Virginia*	L	0-48	62,106
Nov. 17	--	10	at Virginia Tech*	L	14-44	66,233
Nov. 24	--	--	at Boston College*	L	14-28	44,500
Total points/Attendance					285-274	642,942

2010 7-6, 5-3 ACC (2nd, Coastal)

HYUNDAI SUN BOWL

DATE	UM	OPP	OPPONENT	W/L	SCORE	ATT
Sept. 2	13	--	Florida A&M	W	45-0	53,674
Sept. 11	12	2	at Ohio State	L	24-36	105,454
Sept. 23	19	--	at Pittsburgh	W	31-3	58,115
Oct. 2	16	--	at Clemson*	W	30-21	81,500
Oct. 9	13	23	Florida State*	L	17-45	75,115
Oct. 16	--	--	at Duke*	W	28-13	25,911
Oct. 23	25	--	North Carolina*	W	33-10	43,584
Oct. 30	22	--	at Virginia*	L	19-24	39,528
Nov. 6	--	--	Maryland* (HC)	W	26-20	55,434
Nov. 13	--	--	at Georgia Tech*	W	35-10	47,425
Nov. 20	24	14	Virginia Tech*	L	17-31	40,101
Nov. 27	--	--	USF	L	20-23	41,148

Hyundai Sun Bowl (El Paso, Texas)

Dec. 31	--	--	vs. Notre Dame*	L	17-33	54,021
Total points/Attendance					342-269	721,010

* - Interim Head Coach Jeff Stoutland

2008 7-6, 4-4 ACC (3rd, Coastal)

EMERALD BOWL

DATE	UM	OPP	OPPONENT	W/L	SCORE	ATT
Aug. 28	--	--	Charleston Southern	W	52-7	48,119
Sept. 6	--	5	at Florida	L	3-26	90,833
Sept. 20	--	--	at Texas A&M	W	41-23	84,165
Sept. 27	--	--	North Carolina*	L	24-28	35,830
Oct. 4	--	--	Florida State*	L	39-41	65,786
Oct. 11	--	--	UCF	W	20-14	40,011
Oct. 18	--	--	at Duke*	W	49-31	32,011
Oct. 25	--	--	Wake Forest* (HC)	W	16-10	41,208
Nov. 1	--	--	at Virginia*	W	24-17	53,308
Nov. 13	--	--	Virginia Tech*	W	16-14	46,838
Nov. 20	--	--	at Georgia Tech*	L	23-41	49,335
Nov. 29	--	--	at NC State*	L	28-38	56,329

Emerald Bowl (San Francisco, Calif.)

Dec. 27	--	--	California	L	17-24	42,268
Total points/Attendance					352-314	686,041

AL GOLDEN

2011-2015

2011 6-6, 3-5 ACC (5th, Coastal)

DATE	UM	OPP	OPPONENT	W/L	SCORE	ATT
Sept. 5	--	--	at Maryland*	L	24-32	52,875
Sept. 17	--	17	Ohio State	W	24-6	66,279
Sept. 24	--	--	Kansas State	L	24-28	43,786
Oct. 1	--	--	Bethune-Cookman*	W	45-14	40,387
Oct. 8	--	21	at Virginia Tech*	L	35-38	66,233
Oct. 15	--	--	at North Carolina*	W	30-24	60,000
Oct. 22	--	22	Georgia Tech*	W	24-7	43,716
Oct. 27	--	--	Virginia*	L	21-28	40,403
Nov. 5	--	--	Duke* (HC)	W	49-14	62,053
Nov. 12	--	--	at Florida State*	L	19-23	82,322
Nov. 19	--	--	at USF	W	6-3	57,572
Nov. 25	--	--	Boston College*	L	17-24	43,952
Total points/Attendance					325-234	659,578

1 - Miami's 900th game

ALL-TIME RESULTS

2012 7-5, 5-3 ACC (11st, Coastal)

DATE	UM	OPP	OPPONENT	W/L	SCORE	ATT
Sept. 1	—	—	at Boston College*	W	41-52	39,262
Sept. 8	—	21	at Kansas State	L	15-52	48,843
Sept. 15	—	—	Bethune-Cookman	W	38-10	39,435
Sept. 22	—	—	at Georgia Tech*	W or	42-36	50,390
Sept. 29	—	—	NC State*	W	44-37	38,510
Oct. 6	—	9	vs. Notre Dame	L	3-41	62,871
Oct. 13	—	—	North Carolina*	L	14-18	58,954
Oct. 20	—	12	Florida State*	L	20-33	73,328
Nov. 1	—	—	Virginia Tech*	W	30-12	37,219
Nov. 10	—	—	at Virginia*	L	40-41	45,870
Nov. 17	—	—	USF	W	40-9	38,869
Nov. 24	—	—	at Duke*	W	52-45	26,895
Total points/Attendance					377-366	560,446

2013 9-4, 5-3 ACC (12nd, Coastal)

RUSSELL ATHLETIC BOWL

DATE	UM	OPP	OPPONENT	W/L	SCORE	ATT
Aug. 30	—	—	FAU	W	34-6	50,151
Sept. 7	—	12	Florida	W	21-16	76,968
Sept. 21	16	—	Savannah State	W	77-7	42,571
Sept. 28	15	—	at USF	W	49-21	47,562
Oct. 5	14	—	Georgia Tech*	W	45-30	47,008
Oct. 17	10	—	at North Carolina*	W	27-23	56,000
Oct. 26	7	—	Wake Forest*	W	24-21	66,160
Nov. 2	7	3	at Florida State*	L	14-41	84,409
Nov. 9	11	—	Virginia Tech*	L	24-42	49,267
Nov. 16	23	—	at Duke*	L	30-48	30,044
Nov. 23	—	—	Virginia*	W	45-26	44,732
Nov. 29	—	—	at Pittsburgh*	W	41-31	40,003

Russell Athletic Bowl (Orlando, Fla.)

Dec. 28	—	18	vs. Louisville	L	9-36	51,098
Total points/Attendance					440-348	685,973

2014 6-7, 3-5 ACC (15th, Coastal)

DUCK COMMANDER INDEPENDENCE BOWL

DATE	UM	OPP	OPPONENT	W/L	SCORE	ATT
Sept. 1	RV	RV	at Louisville*	L	13-31	55,428
Sept. 6	—	—	Florida A&M	W	41-7	48,254
Sept. 13	—	—	Arkansas State	W	20-41	41,519
Sept. 20	—	22	at Nebraska	L	31-41	91,585
Sept. 27	—	23	Duke*	W	22-10	44,559
Oct. 4	—	—	at Georgia Tech*	L	17-28	52,221
Oct. 11	—	—	Cincinnati	W	55-34	43,953
Oct. 23	—	—	at Virginia Tech*	W	30-6	64,007
Nov. 1	—	—	North Carolina*	W	47-20	51,702
Nov. 15	RV	2	Florida State*	L	26-30	76,530
Nov. 22	—	—	at Virginia*	L	13-30	39,112
Nov. 29	—	—	Pittsburgh*	L	23-35	61,106

Russell Athletic Bowl (Shreveport, La.)

Dec. 28	—	—	vs. South Carolina	L	21-24	38,242
Total points/Attendance					380-316	706,218

2015 8-5, 5-3 ACC (3rd, Coastal)

HYUNDAI SUN BOWL

DATE	UM	OPP	OPPONENT	W/L	SCORE	ATT
Sept. 5	RV	—	Bethune-Cookman	W	45-0	43,467
Sept. 11	RV	—	at FAU	W	44-20	30,321
Sept. 19	RV	RV	Nebraska	W or	36-33	53,580
Oct. 1	RV	—	at Cincinnati	L	23-34	40,101
Oct. 10	—	8	at Florida State*	L	24-29	82,329
Oct. 17	—	—	Virginia Tech*	W	30-20	50,787
Oct. 24	—	6	Clemson*	L	0-58	45,211
Oct. 31	—	22	at Duke**	W	30-27	30,143
Nov. 7	—	—	Virginia**	W	27-21	40,963
Nov. 14	—	17	at North Carolina**	L	21-59	61,000
Nov. 21	—	—	Georgia Tech**	W	38-21	51,355
Nov. 27	—	—	at Pittsburgh**	W	29-24	40,126

Hyundai Sun Bowl (El Paso, Texas)

Dec. 26	—	—	vs. Washington State ¹	L	14-20	41,180
Total points/Attendance					361-366	569,383

¹ — Interim Head Coach Larry Scott

MARK RICHT

2016-PRESENT

2016 9-4, 5-3 ACC (12nd, Coastal)

RUSSELL ATHLETIC BOWL CHAMPIONS

DATE	UM	OPP	OPPONENT	W/L	SCORE	ATT
Sept. 3	RV	—	Florida A&M	W	70-0	60,703
Sept. 10	25	—	FAU	W	38-10	57,123
Sept. 17	25	—	at Appalachian State	W	45-10	34,658
Oct. 1	14	—	at Georgia Tech*	W	35-21	53,047
Oct. 8	10	21	Florida State*	L	19-20	65,685
Oct. 15	16	RV	North Carolina*	L	13-20	58,731
Oct. 20	—	—	Virginia Tech*	L	16-37	63,507
Oct. 29	—	—	at Notre Dame	L	30-27	80,795
Nov. 5	—	—	Pittsburgh*	W	51-28	51,796
Nov. 12	—	—	at Virginia*	W	34-14	39,867
Nov. 19	—	—	at NC State*	W	27-13	56,263
Nov. 26	—	—	Duke*	W	40-21	57,396

Russell Athletic Bowl (Orlando, Fla.)

Dec. 28	—	12	vs. West Virginia	W	31-14	48,625
Total points/Attendance					446-241	679,571

SERIES RESULTS

AIR FORCE

MIAMI LEADS, 2-0

YEAR	UM	OPP	SITE	W/L	SCORE
1960	—	—	Miami	W	23-14
1962	—	—	Colorado Springs, Colo.	W	21-3

Miami: Miami leads, 1-0

Colorado Springs: Miami leads, 1-0

APPALACHIAN STATE

MIAMI LEADS, 1-0

YEAR	UM	OPP	SITE	W/L	SCORE
2016	—	18	Boone, N.C.	W	45-10

Boone: Miami leads, 1-0

ALABAMA

ALABAMA LEADS, 14-3

YEAR	UM	OPP	SITE	W/L	SCORE
1941	—	18	Miami	L	7-21
1947	—	6	Miami	L	6-21
1952	—	—	Miami	L	7-21
1954	16	—	Miami (HC)	W	23-7
1955	—	—	Miami	W	34-12
1962	—	3	Tuscaloosa, Ala.	L	3-36
1963	—	9	Miami (HC)	L	12-17
1968	—	16	Miami (HC)	L	6-14
1969	—	—	Tuscaloosa, Ala.	L	6-42
1970	—	—	Miami (HC)	L	8-32
1971	—	4	Tuscaloosa, Ala.	L	3-31
1973	—	2	Tuscaloosa, Ala.	L	13-43
1974	—	2	Miami	L	7-28
1977	—	2	Tuscaloosa, Ala.	L	0-36
1979	—	1	Tuscaloosa, Ala.	L	0-30
1990	2	7	New Orleans	W	33-25
1993	1	2	New Orleans	L	13-34

Miami: Alabama leads, 7-2

Tuscaloosa: Alabama leads, 6-0

Neutral Sites: Tied, 1-1

ARIZONA

MIAMI LEADS, 2-1

YEAR	UM	OPP	SITE	W/L	SCORE
1991	2	—	Tucson, Ariz.	W	36-9
1992	1	—	Miami	W	8-7
1994	10	16	Tempe, Ariz. (Fiesta)	L	0-29

Miami: Miami leads, 1-0

Tucson: Miami leads 1-0

Neutral Sites: Arizona leads, 1-0

ARIZONA STATE

TIED 1-1

YEAR	UM	OPP	SITE	W/L	SCORE
1994	5	—	Tempe, Ariz.	W	47-10
1997	13	24	Tempe, Ariz.	L	12-13

Tempe: Tied, 1-1

ARKANSAS

MIAMI LEADS, 3-0

YEAR	UM	OPP	SITE	W/L	SCORE
1987	5	10	Fayetteville	W	51-7
1988	3	8	Miami	W	18-16
1991	3	—	Fayetteville	W	31-3

Miami: Miami leads, 1-0

Fayetteville: Miami leads, 2-0

ARKANSAS STATE

MIAMI LEADS, 2-0

YEAR	UM	OPP	SITE	W/L	SCORE
1997	—	—	Miami	W	42-10
2014	—	—	Miami Gardens	W	41-20

Miami: Miami leads, 2-0

ARMY

MIAMI LEADS, 3-0

YEAR	UM	OPP	SITE	W/L	SCORE
1971	—	—	Miami (HC)	W	24-13
1972	—	—	West Point, N.Y.	W	28-7
1973	—	—	West Point, N.Y.	W	19-7

Miami: Miami leads, 1-0

West Point: Miami leads, 2-0

AUBURN

AUBURN LEADS, 7-4

YEAR	UM	OPP	SITE	W/L	SCORE
1944	—	—	Miami	L	19-38
1945	—	—	Miami	W	33-7
1953	—	—	Miami	L	20-29
1954	6	—	Auburn, Ala.	L	13-14
1959	—	7	Miami	L	6-21
1960	—	17	Auburn, Ala.	L	7-20
1967	—	—	Miami	W	7-0
1968	9	—	Auburn, Ala.	L	6-31
1974	16	11	Miami	L	0-3
1978	—	19	Auburn, Ala.	W	17-15
1984	10	1	Tampa, Fla.	W	20-18

Miami: Auburn leads, 4-2

Auburn: Auburn leads, 3-1

Neutral Site: Miami leads, 1-0

SERIES RESULTS

BAYLOR

MIAMI LEADS, 6-3

YEAR	UM	OPP	SITE	W/L	SCORE
1947	—	—	Miami	L	7-18
1953	—	10	Miami	L	13-21
1954	—	11	Miami	W	19-13
1957	—	11	Miami	W	13-7
1958	—	—	Waco, Texas	W	14-8
1971	—	—	Miami	W	41-15
1972	—	—	Waco, Texas	L	3-10
1995	—	—	Miami	W	35-14
1997	14	—	Waco, Texas	W	45-14

Miami: Miami leads, 2-2

Waco, Texas: Miami leads, 2-1

BETHUNE-COOKMAN

MIAMI LEADS, 3-0

YEAR	UM	OPP	SITE	W/L	SCORE
2011	—	—	Miami Gardens	W	45-14
2012	—	—	Miami Gardens	W	38-10
2015	—	—	Miami Gardens	W	45-0

Miami: Miami leads, 3-0

BOSTON COLLEGE

MIAMI LEADS, 24-5

YEAR	UM	OPP	SITE	W/L	SCORE
1955	—	—	Miami	W	14-7
1956	13	—	Miami	W	27-6
1958	—	—	Chestnut Hill, Mass.	L	2-6
1960	—	—	Miami	W	10-7
1964	—	—	Miami	W	30-6
1965	—	—	Miami	W	27-6
1973	16	—	Miami	W	15-10
1975	—	—	Chestnut Hill, Mass.	L	7-21
1976	—	—	Miami (HC)	W	13-6
1979	—	—	Miami (HC)	W	19-8
1984	12	—	Miami	L	45-47
1985	—	—	Chestnut Hill, Mass.	W	45-10
1990	3	—	Miami	W	42-12
1991	1	—	Chestnut Hill, Mass.	W	19-14
1993	4	20	Chestnut Hill, Mass.	W	23-7
1994	4	25	Miami	W	23-7
1995	—	—	Chestnut Hill, Mass.	W	17-14
1996	25	—	Miami	W	43-26
1997	—	—	Chestnut Hill, Mass.	W2OT	45-44
1998	25	—	Miami	W	35-17
1999	23	—	Chestnut Hill, Mass.	W	31-28
2000	2	—	Miami	W	52-6
2001	1	—	Chestnut Hill, Mass.	W	18-7
2002	1	—	Miami	W	38-6
2003	2	—	Miami	W	33-14
2006	—	18	Miami	W	17-14
2007	—	—	Chestnut Hill, Mass.	L	14-28

YEAR	UM	OPP	SITE	W/L	SCORE
2011	—	—	Miami Gardens	L	17-24
2012	—	—	Chestnut Hill, Mass.	W	41-32

Miami: Miami leads, 16-2

Chestnut Hill: Miami leads, 8-3

BOSTON UNIVERSITY

MIAMI LEADS, 2-1-1

YEAR	UM	OPP	SITE	W/L	SCORE
1935	—	—	Miami (HC)	W	17-0
1936	—	—	Boston	T	7-7
1950	14	—	Miami	W	34-7
1952	—	—	Boston	L	7-9

Miami: Miami leads, 2-0

Boston: Boston leads, 1-0-1

BYU

TIED, 1-1

YEAR	UM	OPP	SITE	W/L	SCORE
1988	2	—	Miami	W	41-17
1990	1	16	Provo, Utah	L	21-28

Miami: Miami leads, 1-0

Provo: BYU leads, 1-0

BUCKNELL

MIAMI LEADS, 3-1-1

YEAR	UM	OPP	SITE	W/L	SCORE
1935	—	—	Miami (Orange Bowl)	L	0-26
1936	—	—	Lewisburg, Pa.	W	6-0
1937	—	—	Lewisburg, Pa.	T	6-6
1938	—	—	Miami (HC)	W	19-0
1955	20	—	Miami	W	46-0

Miami: Miami leads, 2-0

Lewisburg: Miami leads, 1-0-1

Neutral Site: Bucknell leads, 1-0

CALIFORNIA

TIED, 2-2

YEAR	UM	OPP	SITE	W/L	SCORE
1964	—	—	Miami	L	7-9
1989	3	—	Miami	W	31-3
1990	10	—	Berkeley, Calif.	W	52-24
2008	—	—	San Francisco	L	17-24

Miami: Tied, 1-1

Berkeley: Miami leads, 1-0

Neutral Site: Cal leads, 1-0

HISTORY

SERIES RESULTS

CHARLESTON SOUTHERN

MIAMI LEADS, 1-0

YEAR	UM	OPP	SITE	W/L	SCORE
2008	-	-	Miami	W	52-7

Miami: Miami leads, 1-0

CHATTANOOGA

MIAMI LEADS, 4-0

YEAR	UM	OPP	SITE	W/L	SCORE
1945	-	-	Chattanooga, Tenn.	W	27-7
1946	-	-	Miami	W	33-13
1948	-	-	Miami	W	19-0
1951	-	-	Miami	W	34-7

Miami: Miami leads, 3-0

Chattanooga: Miami leads, 1-0

CINCINNATI

MIAMI LEADS, 11-2

YEAR	UM	OPP	SITE	W/L	SCORE
1947	-	-	Cincinnati	L	7-20
1948	-	-	Miami	W	36-6
1982	-	-	Miami	W	19-13
1983	8	-	Cincinnati	W	37-7
1984	10	-	Cincinnati	W	49-25
1985	-	-	Miami	W	38-0
1986	1	-	Cincinnati	W	45-13
1987	3	-	Cincinnati	W	48-10
1988	4	-	Miami	W	57-3
1989	2	-	Miami	W	56-0
1998	-	-	Cincinnati	W	38-12
2014	-	-	Miami Gardens	W	55-34
2015	RV	-	Cincinnati	L	23-34

Miami: Miami leads, 6-0

Cincinnati: Miami leads, 5-2

THE CITADEL

MIAMI LEADS, 2-0

YEAR	UM	OPP	SITE	W/L	SCORE
1950	-	-	Miami	W	21-0
1996	11	-	Miami	W	52-6

Miami: Miami leads, 2-0

CLEMSON

MIAMI LEADS, 6-4

YEAR	UM	OPP	SITE	W/L	SCORE
1945	-	-	Miami	W	7-6
1951	-	19	Miami (Orange)	L	14-15

YEAR	UM	OPP	SITE	W/L	SCORE
1952	-	-	Jacksonville, Fla.	W	14-0
1953	-	-	Miami	W	39-7
1956	8	13	Miami	W	21-0
2004	11	-	Miami	LOT	17-24
2005	13	20	Clemson, S.C.	W	36-30
2009	8	-	Miami Gardens	LOT	37-40
2010	16	-	Clemson, S.C.	W	30-21
2015	-	6	Miami Gardens	L	0-58

Miami: Series tied, 3-3

Clemson: Miami leads, 2-0

Neutral Site: Tied, 1-1

COLORADO

COLORADO LEADS, 5-3

YEAR	UM	OPP	SITE	W/L	SCORE
1961	-	-	Miami	L	7-9
1966	-	-	Boulder, Colo.	W	24-3
1967	-	-	Houston	L	21-31
1975	-	13	Miami	L	10-23
1976	-	-	Boulder, Colo.	L	3-33
1978	-	-	Boulder, Colo.	L	7-17
1993	3	-	Boulder, Colo.	W	35-29
2005	12	-	Miami	W	23-3

Miami: Colorado leads, 2-1

Boulder: Tied, 2-2

Neutral Site: Colorado leads, 1-0

COLORADO STATE

MIAMI LEADS, 1-0

YEAR	UM	OPP	SITE	W/L	SCORE
1985	4	-	Miami (HC)	W	24-3

Miami: Miami leads, 1-0

CONNECTICUT

MIAMI LEADS, 1-0

YEAR	UM	OPP	SITE	W/L	SCORE
2002	1	-	Miami	W	48-14

Miami: Miami leads, 1-0

DETROIT

MIAMI LEADS, 4-0

YEAR	UM	OPP	SITE	W/L	SCORE
1947	-	-	Miami	W	21-7
1948	-	-	Detroit	W	6-0
1949	-	-	Miami	W	27-6
1964	-	-	Detroit	W	10-7

Miami: Miami leads, 2-0

Detroit: Miami leads, 2-0

SERIES RESULTS

DRAKE

DRAKE LEADS, 2-1

YEAR	UM	OPP	SITE	W/L	SCORE
1937	-	-	Miami (HC)	L	0-7
1938	-	-	Des Moines, Iowa	L	6-18
1939	-	-	Miami	W	33-6

Miami: Tied, 1-1

Des Moines: Drake leads, 1-0

DUKE

MIAMI LEADS, 12-2

YEAR	UM	OPP	SITE	W/L	SCORE
1976	-	-	Miami	L	7-20
1983	15	-	Durham, N.C.	W	56-17
2005	9	-	Miami	W	52-7
2006	-	-	Durham, N.C.	W	20-15
2007	-	-	Miami	W	24-14
2008	-	-	Durham, N.C.	W	49-31
2009	20	-	Miami	W	34-16
2010	-	-	Durham, N.C.	W	28-13
2011	-	-	Miami (HC)	W	49-14
2012	-	-	Durham, N.C.	W	52-45
2013	23	-	Durham, N.C.	L	30-48
2014	-	23	Miami Gardens	W	22-10
2015	-	18	Durham, N.C.	W	30-27
2016	-	-	Miami Gardens	W	40-21

Miami: Miami leads, 6-1

Durham: Miami leads, 6-1

DUQUESNE

TIED, 1-1

YEAR	UM	OPP	SITE	W/L	SCORE
1934	-	-	Miami	L	7-33
1938	-	-	Miami	W	21-7

Miami: Tied, 1-1

EAST CAROLINA

MIAMI LEADS, 9-2

YEAR	UM	OPP	SITE	W/L	SCORE
1980	-	-	Miami (HC)	W	23-10
1981	-	-	Greenville, N.C.	W	31-6
1983	5	-	Miami	W	12-7
1985	-	-	Greenville, N.C.	W	27-15
1986	1	-	Miami	W	36-10
1987	3	-	Greenville, N.C.	W	41-3
1988	4	-	Greenville, N.C.	W	31-7
1989	7	-	Miami	W	40-10
1996	12	-	Miami	L	6-31
1999	9	-	Miami	L	23-27
2003	2	-	Miami	W	38-3

Miami: Miami leads, 5-2

Greenville: Miami leads, 4-0

EAST TENNESSEE STATE

MIAMI LEADS, 1-0

YEAR	UM	OPP	SITE	W/L	SCORE
1998	-	-	Miami	W	66-17

Miami: Miami leads, 1-0

ELON

MIAMI LEADS, 2-1

YEAR	UM	OPP	SITE	W/L	SCORE
1928	-	-	Miami	L	18-21
1940	-	-	Miami	W	31-7
1941	-	-	Miami	W	38-0

Miami: Miami leads, 2-1

FLORIDA

MIAMI LEADS, 29-26

YEAR	UM	OPP	SITE	W/L	SCORE
1938	-	-	Gainesville, Fla	W	19-7
1939	-	-	Miami (HC)	L	0-13
1940	-	-	Miami	L	6-46
1941	-	-	Miami (HC)	L	0-14
1942	-	-	Miami	W	12-0
1944	-	-	Miami (HC)	L	0-13
1945	-	-	Miami	W	7-6
1946	-	-	Gainesville, Fla.	W	20-13
1947	-	-	Miami (HC)	L	6-7
1948	-	-	Gainesville, Fla.	L	13-27
1949	-	-	Miami (HC)	W	28-13
1950	17	-	Gainesville, Fla.	W	20-14
1951	-	-	Miami (HC)	W	21-6
1952	-	-	Gainesville, Fla.	L	6-43
1953	-	-	Miami (HC)	W	14-10
1954	11	-	Gainesville, Fla.	W	14-0
1955	14	-	Miami	W	7-6
1956	6	18	Gainesville, Fla.	W	20-7
1957	-	20	Miami	L	0-14
1958	-	14	Jacksonville, Fla.	L	9-12
1959	12	-	Jacksonville, Fla.	L	14-23
1960	-	19	Miami	L	0-18
1961	-	-	Gainesville, Fla.	W	15-6
1962	-	-	Miami	W	17-15
1963	-	-	Miami	L	21-27
1964	-	-	Gainesville, Fla.	L	10-12
1965	-	10	Miami (HC)	W	16-13
1966	-	9	Gainesville, Fla.	W	21-16
1967	-	-	Miami	W	20-13
1968	-	-	Gainesville, Fla.	L	10-14
1969	-	17	Miami	L	16-35
1970	-	-	Gainesville, Fla.	W	14-13
1971	-	-	Miami	L	16-45

SERIES RESULTS

YEAR	UM	OPP	SITE	W/L	SCORE
1972	—	—	Gainesville, Fla.	L	6-17
1973	—	—	Miami	L	7-14
1974	—	—	Gainesville, Fla.	L	7-31
1975	—	13	Miami	L	11-15
1976	—	—	Orlando, Fla.	L	10-19
1977	—	—	Miami	L	14-31
1978	—	—	Gainesville, Fla.	W	22-21
1979	—	—	Miami	W	30-24
1980	—	18	Gainesville, Fla.	W	31-7
1981	—	17	Miami	W	21-20
1982	15	16	Gainesville, Fla.	L	14-17
1983	—	—	Gainesville, Fla.	L	3-28
1984	16	17	Tampa, Fla.	W	32-20
1985	—	5	Miami	L	23-35
1986	3	13	Gainesville, Fla.	W	23-15
1987	10	20	Miami	W	31-4
2000	2	7	New Orleans	W	37-20
2002	1	6	Gainesville, Fla.	W	41-16
2003	3	18	Miami	W	38-33
2004	14	18	Atlanta	W	27-10
2008	—	5	Gainesville, Fla.	L	3-26
2013	—	12	Miami Gardens	W	21-16

Miami: Tied, 14-14

Gainesville: Miami leads, 12-9

Neutral Site: Tied, 3-3

FLORIDA A&M

MIAMI LEADS, 10-1

YEAR	UM	OPP	SITE	W/L	SCORE
1979	—	—	Tallahassee	L	13-16
1980	—	—	Miami	W	49-0
1992	1	—	Miami	W	38-0
1995	19	—	Miami	W	49-3
1999	8	—	Miami	W	57-3
2002	1	—	Miami	W	63-17
2006	16	—	Miami	W	51-10
2009	11	—	Miami	W	48-16
2010	13	—	Miami	W	45-0
2014	—	—	Miami Gardens	W	41-7
2016	RV	—	Miami Gardens	W	70-3

Miami: Miami leads, 10-0

Tallahassee: Florida A&M leads, 1-0

FLORIDA ATLANTIC

MIAMI LEADS, 3-0

YEAR	UM	OPP	SITE	W/L	SCORE
2013	—	—	Miami Gardens	W	34-6
2015	—	—	Boca Raton	W	44-20
2016	25	—	Miami Gardens	W	38-10

Miami: Miami leads, 2-0

Boca Raton: Miami leads, 1-0

FLORIDA INTERNATIONAL

MIAMI LEADS, 2-0

YEAR	UM	OPP	SITE	W/L	SCORE
2006	—	—	Miami	W	35-0
2007	—	—	Miami	W	23-9

Miami: Miami leads, 2-0

FLORIDA STATE

MIAMI LEADS, 31-30

YEAR	UM	OPP	SITE	W/L	SCORE
1951	—	—	Miami	W	35-13
1953	—	—	Miami	W	27-0
1955	—	—	Miami	W	34-0
1956	9	—	Miami	W	20-7
1957	—	—	Tallahassee	W	40-13
1958	—	—	Miami	L	6-17
1959	—	—	Tallahassee	W	7-6
1960	—	—	Miami	W	25-7
1962	9	—	Miami	W	7-6
1963	—	—	Miami	L	0-24
1964	—	—	Miami	L	0-14
1966	—	—	Miami	L	20-23
1969	—	—	Miami	L	14-16
1970	—	—	Miami	L	3-27
1971	—	—	Miami	L	17-20
1972	—	20	Miami	L	14-37
1973	18	—	Tallahassee	W	14-10
1974	—	—	Miami (HC)	L	14-21
1975	—	—	Tallahassee	W	24-22
1976	—	—	Miami	W	47-0
1977	—	—	Tallahassee	W	23-17
1978	—	13	Miami	L	21-31
1979	—	14	Tallahassee	L	23-40
1980	—	9	Miami	W	10-9
1981	13	14	Tallahassee	W	27-19
1982	16	14	Miami (HC)	L	7-24
1983	6	—	Tallahassee	W	17-16
1984	4	15	Miami	L	3-38
1985	11	10	Tallahassee	W	35-27
1986	1	20	Miami	W	41-23
1987	3	4	Tallahassee	W	26-25
1988	6	1	Miami	W	31-0
1989	2	9	Tallahassee	L	10-24
1990	9	2	Miami	W	31-22
1991	2	1	Tallahassee	W	17-16
1992	2	3	Miami	W	19-16
1993	3	1	Tallahassee	L	10-28
1994	13	3	Miami	W	34-20
1995	—	1	Tallahassee	L	17-41
1996	6	3	Miami	L	16-34
1997	—	4	Tallahassee	L	0-47
1998	—	9	Miami	L	14-26
1999	19	1	Tallahassee	L	21-31
2000	7	1	Miami	W	27-24
2001	2	14	Tallahassee	W	49-27
2002	1	9	Miami	W	28-27

SERIES RESULTS

YEAR	UM	OPP	SITE	W/L	SCORE
2003	2	5	Tallahassee	W	22-14
2003	10	9	Miami (Orange Bowl)	W	16-14
2004	5	4	Miami	WOT	16-10
2005	9	14	Tallahassee	L	7-10
2006	11	11	Miami	L	10-13
2007	—	—	Tallahassee	W	37-29
2008	—	—	Miami Gardens	L	39-41
2009	—	18	Tallahassee	W	38-34
2010	13	23	Miami Gardens	L	17-45
2011	—	—	Tallahassee	L	19-23
2012	—	14	Miami Gardens	L	20-33
2013	7	3	Tallahassee	L	14-41
2014	RV	2	Miami Gardens	L	26-30
2015	—	12	Tallahassee	L	24-29
2016	10	21	Miami Gardens	L	19-20

Miami: Florida State leads, 20-16

Tallahassee: Miami leads, 14-10

Neutral Site: Miami leads, 1-0

Miami: Miami leads, 2-0

Washington, D.C.: Georgetown leads, 1-0

GEORGIA

GEORGIA LEADS, 7-4-1

YEAR	UM	OPP	SITE	W/L	SCORE
1937	—	—	Miami	L	0-26
1938	—	—	Miami	W	13-7
1939	—	—	Miami	L	0-13
1940	—	—	Miami	L	7-28
1945	—	—	Miami	L	21-27
1948	—	—	Miami	L	21-42
1949	—	—	Miami	W	13-9
1952	—	—	Miami	L	13-35
1956	11	—	Miami	T	7-7
1961	—	—	Miami	W	32-7
1963	—	—	Miami	L	14-31
1966	—	—	Miami	W	7-6

Miami: Georgia leads, 7-4-1

FORDHAM

TIED, 1-1

YEAR	UM	OPP	SITE	W/L	SCORE
1953	—	—	New York	L	0-20
1954	10	—	New York	W	75-7

Miami: Miami leads, 1-0

New York: Fordham leads, 1-0

FURMAN

MIAMI LEADS, 2-1

YEAR	UM	OPP	SITE	W/L	SCORE
1927	—	—	Miami	L	7-39
1942	—	—	Miami	W	32-13
1954	—	—	Miami	W	51-13

Miami: Miami leads, 2-1

GEORGE WASHINGTON

MIAMI LEADS, 1-0

YEAR	UM	OPP	SITE	W/L	SCORE
1947	—	—	Miami	W	28-7

Miami: Miami leads, 1-0

GEORGETOWN

MIAMI LEADS, 2-1

YEAR	UM	OPP	SITE	W/L	SCORE
1935	—	—	Washington, D.C.	L	0-13
1936	—	—	Miami	W	10-6
1950	8	—	Miami	W	42-7

GEORGIA SOUTHERN

MIAMI LEADS, 4-1

YEAR	UM	OPP	SITE	W/L	SCORE
1932	—	—	Miami	L	6-19
1936	—	—	Miami	W	44-0
1937	—	—	Miami	W	40-0
1993	3	—	Miami	W	30-7
1994	6	—	Miami	W	56-0

Miami: Miami leads, 4-1

GEORGIA TECH

SERIES TIED, 11-11

YEAR	UM	OPP	SITE	W/L	SCORE
1955	9	10	Atlanta	L	6-14
1964	—	—	Atlanta	L	0-20
1967	—	—	Miami (HC)	W	49-7
1968	15	—	Atlanta	W	10-7
1970	—	19	Atlanta	L	21-31
1975	—	—	Atlanta	L	23-38
1977	—	—	Atlanta	L	6-10
1978	—	—	Atlanta	L	19-24
1999	23	15	Jacksonville, Fla.	W	28-13
2004	4	—	Atlanta	W	27-3
2005	3	—	Miami	L	10-14
2006	—	21	Atlanta	L	23-30
2007	—	—	Miami	L	14-17
2008	—	—	Atlanta	L	23-41
2009	20	14	Miami Gardens	W	33-17
2010	—	—	Atlanta	W	35-10
2011	—	22	Miami Gardens	W	24-7
2012	—	—	Atlanta	WOT	42-36
2013	14	—	Miami Gardens	W	45-30
2014	—	—	Atlanta	L	17-28

SERIES RESULTS

YEAR	UM	OPP	SITE	W/L	SCORE
2015	14	—	Miami Gardens	W	38-21
2016	14	—	Atlanta	W	35-21

Miami: Miami leads, 5-2

Atlanta: Georgia Tech leads, 9-5

Neutral Site: Miami leads, 1-0

HOLY CROSS

MIAMI LEADS, 2-0

YEAR	UM	OPP	SITE	W/L	SCORE
1945	—	16	Miami (Orange)	W	13-6
1954	—	—	Miami	W	26-20

Miami: Miami leads, 1-0

Neutral Site: Miami leads, 1-0

HOUSTON

MIAMI LEADS, 11-7

YEAR	UM	OPP	SITE	W/L	SCORE
1957	14	—	Houston	L	0-7
1958	—	—	Miami (HC)	L	26-37
1965	—	—	Miami	W	44-12
1969	—	—	Houston	L	36-38
1970	—	—	Miami	L	3-36
1971	—	16	Houston	L	6-27
1972	—	—	Miami	W	33-13
1973	15	14	Miami	L	7-30
1974	—	19	Houston	W	20-3
1975	—	—	Miami	W	24-20
1976	—	6	Houston	L	16-21
1980	—	18	Houston	W	14-7
1981	16	—	Miami	W	12-7
1982	19	—	Miami	W	31-12
1983	—	—	Houston	W	29-7
1991	2	10	Miami	W	40-10
2004	4	—	Houston	W	38-13
2006	—	—	Miami	W	14-3

Miami: Miami leads, 7-3

Houston: Tied, 4-4

INDIANA

TIED, 1-1

YEAR	UM	OPP	SITE	W/L	SCORE
1964	—	—	Miami	L	14-28
1966	—	—	Miami	W	14-7

Miami: Tied, 1-1

IOWA

MIAMI LEADS, 4-0

YEAR	UM	OPP	SITE	W/L	SCORE
1950	14	—	Miami (HC)	W	14-6
1966	—	—	Miami	W	44-0
1990	10	—	Miami	W	48-21
1992	1	23	Iowa City, Iowa	W	24-7

Miami: Miami leads, 3-0

Iowa City: Miami leads, 1-0

JACKSONVILLE STATE

MIAMI LEADS, 1-0

YEAR	UM	OPP	SITE	W/L	SCORE
1931	—	—	Miami	W	14-3

Miami: Miami leads, 1-0

KANSAS

MIAMI LEADS, 4-0

YEAR	UM	OPP	SITE	W/L	SCORE
1957	—	—	Miami	W	48-6
1977	—	—	Miami	W	14-7
1978	—	—	Lawrence, Kan.	W	38-6
1990	3	—	Miami	W	34-0

Miami: Miami leads, 3-0

Lawrence: Miami leads, 1-0

KANSAS STATE

K-STATE LEADS, 2-0

YEAR	UM	OPP	SITE	W/L	SCORE
2011	—	—	Miami Gardens	L	24-28
2012	—	21	Manhattan, Kan.	L	13-52

Miami: K-State leads, 1-0

Manhattan: K-State leads, 1-0

KENTUCKY

KENTUCKY LEADS, 5-3

YEAR	UM	OPP	SITE	W/L	SCORE
1948	—	—	Miami	L	5-25
1949	—	20	Miami	L	6-21
1951	19	14	Lexington, Ky.	L	0-32
1952	—	—	Miami	L	0-29
1959	—	—	Miami	L	3-22
1961	—	—	Lexington, Ky.	W	14-7
1962	—	—	Miami	W	25-17
1963	—	—	Lexington, Ky.	W	20-14

Miami: Kentucky leads, 4-1

Lexington: Miami leads, 2-1

SERIES RESULTS

LONG BEACH STATE

MIAMI LEADS, 1-0

YEAR	UM	OPP	SITE	W/L	SCORE
1991	2	—	Miami	W	55-0

Miami: Miami leads, 1-0

LOUISIANA COLLEGE

MIAMI LEADS, 2-0

YEAR	UM	OPP	SITE	W/L	SCORE
1927	—	—	Miami	W	7-0
1928	—	—	Miami	W	20-0

Miami: Miami leads, 2-0

LOUISIANA

MIAMI LEADS, 2-1

YEAR	UM	OPP	SITE	W/L	SCORE
1929	—	—	Lafayette, La.	L	0-14
1930	—	—	Lafayette, La.	W	6-0
1932	—	—	Miami	W	7-0

Miami: Miami leads, 1-0

Lafayette: Tied, 1-1

LSU

LSU LEADS 9-3

YEAR	UM	OPP	SITE	W/L	SCORE
1946	—	11	Miami	L	7-20
1958	—	11	Miami	L	0-41
1959	—	7	Baton Rouge, La.	L	3-17
1962	—	6	Baton Rouge, La.	L	3-27
1963	—	—	Miami	L	0-3
1965	—	—	Miami	L	27-34
1966	—	—	Baton Rouge, La.	L	8-10
1967	—	—	Baton Rouge, La.	W	17-15
1968	—	8	Miami	W	30-0
1969	—	14	Miami	L	0-20
1988	3	11	Baton Rouge, La.	W	44-3
2005	9	10	Atlanta	L	3-40

Miami: LSU leads, 5-1

Baton Rouge: LSU leads, 3-2

Neutral Site: LSU leads, 1-0

LOUISIANA TECH

MIAMI LEADS, 4-0

YEAR	UM	OPP	SITE	W/L	SCORE
1979	—	—	Miami	W	6-0

YEAR	UM	OPP	SITE	W/L	SCORE

2000	4	—	Miami	W	42-31
2003	3	—	Miami	W	48-9
2004	4	—	Miami	W	48-0

Miami: Miami leads, 4-0

LOUISVILLE

MIAMI LEADS, 9-3-1

YEAR	UM	OPP	SITE	W/L	SCORE
1933	—	—	Miami	W	33-7
1949	—	—	Louisville, Ky.	W	26-0
1950	9	—	Miami	T	13-13
1979	—	—	Miami	W	24-12
1980	—	—	Louisville, Ky.	W	24-10
1982	17	—	Louisville, Ky.	W	28-6
1983	12	—	Miami	W	42-14
1984	6	—	Louisville, Ky.	W	38-23
1985	15	—	Miami	W	45-7
2004	3	18	Miami	W	41-38
2006	15	12	Louisville, Ky.	L	7-31
2013	—	18	Orlando, Fla.	L	9-36
2014	—	—	Louisville, Ky.	L	13-31

Miami: Miami leads, 5-0-1

Louisville: Miami leads, 4-2

Neutral Site: Louisville leads, 1-0

MARYLAND

MARYLAND LEADS, 9-8

YEAR	UM	OPP	SITE	W/L	SCORE
1948	—	—	Miami (HC)	L	13-27
1949	—	14	Miami	L	0-13
1953	—	3	Miami	L	0-30
1954	16	—	Miami	W	9-7
1956	11	—	Miami	W	13-6
1957	—	—	Miami (HC)	L	6-16
1958	—	—	Miami	L	14-26
1962	—	—	Miami	W	28-24
1970	—	—	Miami	W	18-11
1972	—	—	Miami	W	28-8
1982	—	19	College Park, Md.	L	17-18
1984	6	—	Miami	L	40-42
1985	8	—	College Park, Md.	W	29-22
1987	3	—	Miami	W	46-16
2006	—	24	College Park, Md.	L	13-14
2010	—	—	Miami Gardens	W	26-20
2011	—	—	College Park, Md.	L	24-32

Miami: Miami leads, 7-6

College Park: Maryland leads, 3-1

MARSHALL

MIAMI LEADS, 1-0

YEAR	UM	OPP	SITE	W/L	SCORE
2007	—	—	Miami	W	31-3

SERIES RESULTS

Miami: Miami leads, 1-0

MCNEESE STATE

MIAMI LEADS, 1-0

YEAR	UM	OPP	SITE	W/L	SCORE
2000	6	—	Miami	W	61-14

Miami: Miami leads, 1-0

MEMPHIS

MIAMI LEADS, 2-1

YEAR	UM	OPP	SITE	W/L	SCORE
1969	—	—	Memphis, Tenn.	L	13-26
1993	9	—	Miami	W	41-17
1996	11	—	Memphis, Tenn.	W	30-7

Miami: Miami leads, 1-0

Memphis: Tied, 1-1

MERCER

MIAMI LEADS, 2-0

YEAR	UM	OPP	SITE	W/L	SCORE
1926	—	—	Miami	W	22-6
1936	—	—	Miami	W	13-0

Miami: Miami leads, 2-0

MIAMI (OHIO)

MIAMI LEADS, 3-0

YEAR	UM	OPP	SITE	W/L	SCORE
1945	—	—	Miami (HC)	W	27-13
1946	—	—	Miami	W	20-17
1987	3	—	Miami	W	54-3

Miami: Miami leads, 3-0

MICHIGAN

TIED, 1-1

YEAR	UM	OPP	SITE	W/L	SCORE
1984	1	14	Ann Arbor, Mich.	L	14-22
1988	1	15	Ann Arbor, Mich.	W	31-30

Ann Arbor: Tied, 1-1

MICHIGAN STATE

MIAMI LEADS, 4-0

YEAR	UM	OPP	SITE	W/L	SCORE
1945	—	—	Miami	W	21-7
1959	18	11	Miami	W	18-13

1982	16	—	Miami	W	25-22
1989	2	—	East Lansing, Mich.	W	26-20

Miami: Miami leads, 3-0

East Lansing: Miami leads, 1-0

MIDDLE TENNESSEE

MIDDLE TENNESSEE LEADS, 2-0

YEAR	UM	OPP	SITE	W/L	SCORE
1931	—	—	Murfreesboro, Tenn.	L	6-25
1932	—	—	Miami	L	0-7

Miami: Middle Tennessee leads, 1-0

Murfreesboro: Middle Tennessee leads, 1-0

MISSISSIPPI

MISSISSIPPI LEADS, 2-1

YEAR	UM	OPP	SITE	W/L	SCORE
1936	—	—	Miami (HC)	L	0-14
1940	—	—	Miami (HC)	L	7-21
1951	—	—	Miami	W	20-7

Miami: Ole Miss leads, 2-1

MISSISSIPPI STATE

MIAMI LEADS, 3-2

YEAR	UM	OPP	SITE	W/L	SCORE
1954	—	—	Miami	W	27-13
1980	18	—	Miami	L	31-34
1981	13	16	Starkville, Miss.	L	10-14
1982	17	—	Miami	W	31-14
1983	10	—	Starkville, Miss.	W	31-7

Miami: Miami leads, 2-1

Starkville: Tied, 1-1

MISSOURI

MIAMI LEADS, 3-0

YEAR	UM	OPP	SITE	W/L	SCORE
1950	15	—	Miami	W	27-9
1988	1	—	Miami	W	55-0
1989	2	—	Columbia, Mo.	W	38-7

Miami: Miami leads, 2-0

Columbia: Miami leads, 1-0

MURRAY STATE

MURRAY STATE LEADS, 1-0-1

YEAR	UM	OPP	SITE	W/L	SCORE
1931	—	—	Murray, Ky.	L	0-15
1932	—	—	Miami	T	0-0

SERIES RESULTS

Miami: Tied, 0-0-1
Murray: Murray State leads, 1-0

NAVY

MIAMI LEADS, 3-2

YEAR	UM	OPP	SITE	W/L	SCORE
1959	-	-	Miami	W	23-8
1961	-	-	Miami	L	6-17
1969	-	-	Miami (HC)	W	30-10
1971	-	-	Miami	W	31-16
1975	-	-	Miami	L	16-17

Miami: Miami leads, 3-2

NEBRASKA

SERIES TIED, 6-6

YEAR	UM	OPP	SITE	W/L	SCORE
1951	-	-	Miami	W	19-7
1953	-	-	Lincoln, Neb.	L	16-20
1962	-	-	New York (Gotham)	L	34-36
1975	-	4	Lincoln, Neb.	L	16-31
1976	-	5	Lincoln, Neb.	L	9-17
1983	5	1	Miami (Orange)	W	31-30
1988	2	6	Miami (Orange)	W	23-3
1991	1	11	Miami (Orange)	W	22-0
1994	4	1	Miami (Orange)	L	17-24
2001	1	4	Pasadena, Calif.	W	37-14
2014	-	22	Lincoln, Neb.	L	31-41
2015	-	RV	Miami Gardens (OT)	W	36-33

Miami: Miami leads, 2-0
Lincoln: Nebraska leads, 4-0
Neutral Site: Miami leads, 4-2

NEVADA

MIAMI LEADS, 1-0

YEAR	UM	OPP	SITE	W/L	SCORE
2006	-	-	Boise, Idaho	W	21-20

Neutral Site: Miami leads, 1-0

NORTH CAROLINA

NORTH CAROLINA LEADS, 10-9

YEAR	UM	OPP	SITE	W/L	SCORE
1946	-	-	Miami	L	0-21
1952	-	-	Miami	L	7-34
1959	-	-	Miami	W	14-7
1960	-	-	Miami	W	29-12
1961	-	-	Miami (HC)	W	10-0
1963	-	-	Chapel Hill, N.C.	L	16-27
2004	4	-	Chapel Hill, N.C.	L	28-31
2005	6	-	Miami	W	34-16
2006	-	-	Miami	W	27-7

2007	-	-	Chapel Hill, N.C.	L	27-33
2008	-	-	Miami	L	24-28
2009	-	-	Chapel Hill, N.C.	L	24-33
2010	25	-	Miami	W	33-10
2011	-	-	Chapel Hill, N.C.	W	30-24
2012	-	-	Miami Gardens	L	14-18
2013	10	-	Chapel Hill, N.C.	W	27-23
2014	-	-	Miami Gardens (HC)	W	47-20
2015	-	-	Chapel Hill, N.C.	L	21-59
2016	16	-	Miami Gardens	L	13-20

Miami: Miami leads, 7-5
Chapel Hill: North Carolina leads, 5-2

NC STATE

MIAMI LEADS, 9-5-1

YEAR	UM	OPP	SITE	W/L	SCORE
1939	-	-	Miami	W	27-7
1942	-	-	Miami	L	0-2
1944	-	-	Miami	L	7-28
1945	-	-	Miami	W	21-7
1957	-	12	Miami	T	0-0
1969	-	-	Miami	W	23-13
1971	-	-	Miami	L	7-13
1981	11	-	Raleigh, N.C.	W	14-6
1982	-	-	Miami	W	41-3
1998	24	-	Miami	W	46-23
2004	4	-	Raleigh, N.C.	W	45-31
2007	-	-	Miami (OT)	L	16-19
2008	-	-	Raleigh, N.C.	L	28-38
2012	-	-	Miami Gardens	W	44-37
2016	-	-	Raleigh, N.C.	W	27-13

Miami: Miami leads, 6-4-1
Raleigh: Miami leads, 3-1

NORTH TEXAS

MIAMI LEADS, 1-0

YEAR	UM	OPP	SITE	W/L	SCORE
1980	-	-	Miami	W	26-8

Miami: Miami leads, 1-0

NORTHERN ILLINOIS

MIAMI LEADS, 1-0

YEAR	UM	OPP	SITE	W/L	SCORE
1986	1	-	Miami	W	34-0

Miami: Miami leads, 1-0

NORTHWESTERN

SERIES TIED, 2-2

YEAR	UM	OPP	SITE	W/L	SCORE
1961	-	-	Miami	W	10-6

SERIES RESULTS

1962	—	—	Miami	L	7-29
1967	8	—	Evanston, Ill.	L	7-12
1968	19	—	Miami	W	28-7

Miami: Miami leads, 2-1

Evanston: Northwestern leads, 1-0

NOTRE DAME

NOTRE DAME LEADS, 18-7-1

YEAR	UM	OPP	SITE	W/L	SCORE
1955	15	5	Miami	L	0-14
1960	—	—	Miami (HC)	W	28-12
1965	—	6	Miami	T	0-0
1967	—	6	Miami	L	22-24
1971	—	7	Miami	L	0-17
1972	—	10	South Bend, Ind.	L	17-20
1973	—	5	Miami	L	0-44
1974	—	7	South Bend, Ind.	L	7-28
1975	—	—	Miami	L	9-32
1976	—	13	South Bend, Ind.	L	27-40
1977	—	5	Miami	L	10-48
1978	—	19	South Bend, Ind.	L	0-20
1979	—	—	Tokyo, Japan	L	15-40
1980	13	7	South Bend, Ind.	L	14-32
1981	9	—	Miami	W	37-15
1982	17	10	South Bend, Ind.	L	14-16
1983	—	13	Miami	W	20-0
1984	14	16	South Bend, Ind.	W	31-13
1985	4	—	Miami	W	58-7
1987	2	10	Miami	W	24-0
1988	1	4	South Bend, Ind.	L	30-31
1989	7	1	Miami	W	27-10
1990	2	—	South Bend, Ind.	L	20-29
2010	—	—	El Paso, Texas	L	17-13
2012	—	9	Chicago	L	3-41
2016	—	—	South Bend, Ind.	L	27-30

Miami: Tied 6-6-1

South Bend: Notre Dame leads, 8-1

Neutral Site: Notre Dame leads, 3-0

OHIO STATE

OHIO STATE LEADS, 3-2

YEAR	UM	OPP	SITE	W/L	SCORE
1977	—	5	Columbus, Ohio	L	0-10
1999	12	9	East Rutherford, N.J.	W	23-14
2003	1	2	Tempe, Ariz.	L2OT	24-31
2010	12	2	Columbus, Ohio	L	24-36
2011	—	17	Miami	W	24-6

Miami: Tied, 1-1

Columbus: Ohio State leads, 2-0

Neutral Site: Miami leads, 1-0

OKLAHOMA

MIAMI LEADS, 4-3

YEAR	UM	OPP	SITE	W/L	SCORE
1973	17	6	Norman, Okla.	L	20-24
1975	—	1	Miami	L	17-20
1985	—	3	Norman, Okla.	W	27-14
1986	2	1	Miami	W	28-16
1988	2	1	Miami (Orange)	W	20-14
2007	—	6	Norman, Okla.	L	13-51
2009	17	8	Miami	W	21-20

Miami: Miami leads, 2-1

Norman: Oklahoma leads, 2-1

Neutral Site: Miami leads, 1-0

OKLAHOMA STATE

MIAMI LEADS, 1-0

YEAR	UM	OPP	SITE	W/L	SCORE
1991	2	—	Miami	W	40-3

Miami: Miami leads, 1-0

OREGON

MIAMI LEADS, 1-0

YEAR	UM	OPP	SITE	W/L	SCORE
1958	—	—	Miami	W	2-0

Miami: Miami leads, 1-0

PACIFIC

MIAMI LEADS, 2-0

YEAR	UM	OPP	SITE	W/L	SCORE
1974	—	—	Miami	W	35-6
1977	—	—	Miami	W	24-3

Miami: Miami leads, 2-0

PENN STATE

PENN STATE LEADS, 7-6

YEAR	UM	OPP	SITE	W/L	SCORE
1961	—	8	Miami	W	25-8
1967	—	—	Miami	L	8-17
1968	—	4	University Park, Pa.	L	7-22
1976	—	—	Miami	L	7-21
1977	—	9	University Park, Pa.	L	7-49
1979	—	19	University Park, Pa.	W	26-10
1980	—	13	University Park, Pa.	L	12-27
1981	—	1	Miami (HC)	W	17-14
1987	1	2	Tempe, Ariz. (Fiesta)	L	10-14
1991	2	9	Miami	W	26-20
1992	2	7	University Park, Pa.	W	17-14
1999	8	2	Miami	L	23-27
2001	2	—	University Park, Pa.	W	33-7

SERIES RESULTS

Miami: Tied, 3-3

University Park: Tied, 3-3

Neutral Site: Penn State leads, 1-0

PITTSBURGH

MIAMI LEADS, 25-10-1

YEAR	UM	OPP	SITE	W/L	SCORE
1950	11	—	Pittsburgh, Pa.	W	28-0
1951	—	—	Miami	L	7-21
1955	—	16	Pittsburgh, Pa.	W	21-7
1956	6	13	Miami (HC)	L	7-14
1957	—	—	Miami	W	28-13
1960	—	—	Pittsburgh, Pa.	L	6-17
1961	—	—	Miami	L	7-10
1962	—	—	Pittsburgh, Pa.	W	23-14
1963	—	5	Miami	L	20-31
1964	—	—	Miami	T	20-20
1965	—	—	Pittsburgh, Pa.	L	14-28
1966	—	—	Miami (HC)	W	38-14
1967	—	—	Pittsburgh, Pa.	W	58-0
1968	—	—	Miami	W	48-0
1970	—	18	Pittsburgh, Pa.	L	17-28
1976	—	2	Pittsburgh, Pa.	L	19-36
1984	9	—	Miami (HC)	W	27-7
1986	1	—	Pittsburgh, Pa.	W	37-10
1989	7	14	Pittsburgh, Pa.	W	24-3
1990	8	—	Miami	W	45-0
1993	4	—	Pittsburgh, Pa.	W	35-7
1994	5	—	Miami (HC)	W	17-12
1995	—	—	Pittsburgh, Pa.	W	17-16
1996	10	—	Miami	W	45-0
1997	22	—	Pittsburgh, Pa.	L	17-21
1998	22	—	Miami	W	38-10
1999	22	—	Pittsburgh, Pa.	W	33-3
2000	2	—	Miami	W	35-7
2001	1	—	Miami	W	43-21
2002	1	17	Miami	W	28-21
2003	10	20	Miami	W	28-14
2010	19	—	Pittsburgh, Pa.	W	31-3
2013	—	—	Pittsburgh, Pa.	W	41-31
2014	—	—	Miami Gardens	L	23-35
2015	—	—	Pittsburgh, Pa.	W	29-24
YEAR	UM	OPP	SITE	W/L	SCORE
2016	—	—	Miami Gardens	W	51-28

Miami: Miami leads, 13-5-1

Pittsburgh: Miami leads, 12-5

PRESBYTERIAN

MIAMI LEADS, 2-0

YEAR	UM	OPP	SITE	W/L	SCORE
1943	—	—	Miami	W	32-13
1944	—	—	Miami	W	31-12

Miami: Miami leads, 2-0

PURDUE

MIAMI LEADS, 5-1

YEAR	UM	OPP	SITE	W/L	SCORE
1949	—	—	Miami	L	0-14
1950	—	9	West Lafayette, Ind.	W	20-14
1951	—	—	Miami	W	7-0
1963	—	—	Miami	W	3-0
1983	—	—	Miami	W	35-0
1984	5	—	West Lafayette, Ind.	W	28-17

Miami: Miami leads, 3-1

West Lafayette: Miami leads, 2-0

RICE

MIAMI LEADS, 2-0

YEAR	UM	OPP	SITE	W/L	SCORE
1984	16	—	Miami	W	38-3
1985	—	—	Houston	W	48-20

Miami: Miami leads, 1-0

Houston: Miami leads, 1-0

RICHMOND

MIAMI LEADS, 1-0

YEAR	UM	OPP	SITE	W/L	SCORE
1952	—	—	Miami	W	41-6

Miami: Miami leads, 1-0

RUTGERS

MIAMI LEADS, 11-0

YEAR	UM	OPP	SITE	W/L	SCORE
1993	3	—	Miami (HC)	W	31-17
1994	13	—	Piscataway, N.J.	W	24-3
1995	—	—	Miami	W	56-21
1996	10	—	Piscataway, N.J.	W	33-0
1997	—	—	Miami (HC)	W	51-23
1998	—	—	Miami	W	53-17
1999	—	—	Miami	W	55-0
2000	10	—	Piscataway, N.J.	W	64-6
2001	1	—	Miami	W	61-0
2002	1	—	Piscataway, N.J.	W	42-17
2003	13	—	Miami	W	34-10

Miami: Miami leads, 7-0

Piscataway, N.J.: Miami leads, 4-0

SAMFORD

TIED, 3-3

YEAR	UM	OPP	SITE	W/L	SCORE
1926	—	—	Miami	W	9-7

SERIES RESULTS

1927	-	-	Miami	L	0-52
1928	-	-	Miami	L	0-7
1929	-	-	Miami	W	7-0
1930	-	-	Dothan, Ala.	L	0-24
1941	-	-	Miami	W	19-0

Miami: Miami leads, 3-2
Neutral Site: Samford leads, 1-0

SAN DIEGO STATE

MIAMI LEADS, 5-1

YEAR	UM	OPP	SITE	W/L	SCORE
1978	-	-	Miami (HC)	W	16-14
1979	-	-	San Diego	L	20-31
1989	7	-	Miami (HC)	W	42-6
1990	3	-	San Diego	W	30-28
1991	1	-	Miami	W	39-12
1992	1	-	San Diego	W	63-17

Miami: Miami leads, 3-0
San Diego: Miami leads, 2-1

SAN JOSE STATE

MIAMI LEADS, 1-0

YEAR	UM	OPP	SITE	W/L	SCORE
1989	2	-	Miami	W	48-16

Miami: Miami leads, 1-0

SOUTH CAROLINA

MIAMI LEADS, 8-6-2

YEAR	UM	OPP	SITE	W/L	SCORE
1936	-	-	Miami	L	3-6
1937	-	-	Miami	L	0-3
1939	-	-	Columbia, S.C.	L	6-7
1940	-	-	Miami	L	2-7
1941	-	-	Miami	W	7-6
1942	-	-	Miami (HC)	W	13-6
1944	-	-	Miami	T	0-0
1945	-	-	Miami	T	13-13
1947	-	-	Miami	L	0-8
1949	-	-	Miami	W	13-7
1956	-	17	Miami	W	14-6
1959	-	-	Miami (HC)	W	26-6
1960	-	-	Miami	W	21-6
1986	3	-	Columbia, S.C.	W	34-14
1987	2	8	Miami	L	20-16
2014	-	-	Shreveport, La.	L	21-24

Miami: Miami leads, 7-4-2
Columbia: Tied, 1-1
Neutral Site: South Carolina leads, 1-0

SOUTHEASTERN LOUISIANA

MIAMI LEADS, 2-0

YEAR	UM	OPP	SITE	W/L	SCORE
1934	-	-	Miami	W	26-7
1935	-	-	Miami	W	2-0

Miami: Miami leads, 2-0

SMU

SMU LEADS, 1-0

YEAR	UM	OPP	SITE	W/L	SCORE
1965	-	-	Dallas	L	3-7

Dallas: SMU leads, 1-0

STETSON

TIED, 5-5-2

YEAR	UM	OPP	SITE	W/L	SCORE
1926	-	-	Miami	W	20-0
1927	-	-	Miami	L	0-36
1928	-	-	Miami	L	6-15
1929	-	-	DeLand, Fla.	L	0-12
1930	-	-	Miami	L	0-19
1933	-	-	Miami (HC)	T	0-0
1934	-	-	Miami (HC)	T	6-6
1935	-	-	Miami	L	12-13
1936	-	-	Miami	W	20-6
1937	-	-	Miami	W	25-13
1940	-	-	Miami	W	19-0
YEAR	UM	OPP	SITE	W/L	SCORE
1952	-	-	Miami	W	35-0

Miami: Miami leads, 5-4-2
DeLand: Stetson leads, 1-0

SYRACUSE

MIAMI LEADS, 15-7

YEAR	UM	OPP	SITE	W/L	SCORE
1960	-	14	Miami	L	14-21
1961	-	14	Memphis, Tenn.	L	14-15
1965	-	9	Syracuse, N.Y.	W	24-0
1970	-	-	Syracuse, N.Y.	L	16-56
1971	-	-	Miami	L	0-14
1973	-	-	Syracuse, N.Y.	W	34-23
1974	-	-	Miami	W	14-7
1978	-	-	Miami	W	21-9
1979	-	-	Syracuse, N.Y.	L	15-25
1990	2	-	Miami	W	33-7
1992	1	8	Syracuse, N.Y.	W	16-10
1993	6	23	Miami	W	49-0
1994	5	10	Syracuse, N.Y.	W	27-6
1995	25	22	Miami	W	35-24
1996	23	16	Syracuse, N.Y.	W	38-31

SERIES RESULTS

1997	—	16	Miami	L	13-33
1998	19	21	Syracuse, N.Y.	L	13-66
1999	—	—	Miami	W	45-13
2000	2	—	Syracuse, N.Y.	W	26-0
2001	1	14	Miami	W	59-0
2002	1	—	Syracuse, N.Y.	W	49-7
2003	14	—	Miami	W	17-10

Miami: Miami leads, 8-3

Syracuse: Miami leads, 7-3

Neutral Site: Syracuse leads, 1-0

Neutral Site: Miami leads, 1-0

TEXAS A&M

MIAMI LEADS, 2-1

YEAR	UM	OPP	SITE	W/L	SCORE
1944	—	—	Miami	L	14-70
2007	—	16	Miami	W	34-17
2008	—	—	College Station, Texas	W	41-23

Miami: Tied, 1-1

College Station: Miami leads, 1-0

TEMPLE

MIAMI LEADS, 13-1

YEAR	UM	OPP	SITE	W/L	SCORE
1930	—	—	Philadelphia	L	0-34
1992	1	—	Miami (HC)	W	48-0
1993	4	—	Miami	W	42-7
1994	5	—	Philadelphia	W	38-14
1995	—	—	Miami (HC)	W	36-12
1996	22	—	Philadelphia	W	57-26
1997	—	—	Miami	W	47-15
1998	24	—	Miami	W	42-7
1999	23	—	Miami	W	55-0
2000	4	—	Philadelphia	W	45-17
2001	1	—	Miami	W	38-0
2002	1	—	Philadelphia	W	44-21
2003	2	—	Miami	W	52-14
2005	7	—	Philadelphia	W	34-3

Miami: Miami leads, 8-0

Philadelphia: Miami leads, 5-1

TCU

MIAMI LEADS, 6-3

YEAR	UM	OPP	SITE	W/L	SCORE
1946	—	—	Miami	W	20-12
1947	—	—	Miami	L	6-19
1955	—	18	Miami	L	19-21
1956	19	10	Fort Worth, Texas	W	14-0
1962	—	—	Miami	W	21-20
1969	—	—	Miami	W	14-9
1976	—	—	Miami	W	49-0
1977	—	—	Fort Worth, Texas	L	17-21
1992	1	—	Miami	W	45-10

Miami: Miami leads, 5-2

Fort Worth: Tied, 1-1

TEXAS TECH

MIAMI LEADS, 4-1

YEAR	UM	OPP	SITE	W/L	SCORE
1939	—	—	Miami	W	19-0
1940	—	—	Lubbock, Texas	L	14-61
1941	—	—	Miami	W	6-0
1986	2	—	Miami	W	61-11
1990	8	—	Lubbock, Texas	W	45-10

Miami: Miami leads, 3-0

Lubbock: Tied, 1-1

TENNESSEE

TENNESSEE LEADS, 2-1

YEAR	UM	OPP	SITE	W/L	SCORE
1986	2	8	New Orleans	L	7-35
2002	2	—	Knoxville, Tenn.	W	26-3
2003	6	18	Miami	L	6-10

Miami: Tennessee leads, 1-0

Knoxville: Miami leads, 1-0

Neutral Site: Tennessee leads, 1-0

TOLEDO

MIAMI LEADS, 1-0

YEAR	UM	OPP	SITE	W/L	SCORE
1987	3	—	Miami	W	24-14

Miami: Miami leads, 1-0

TEXAS

TIED, 2-2

YEAR	UM	OPP	SITE	W/L	SCORE
1972	—	14	Austin, Texas	L	10-23
1973	—	6	Miami	W	20-15
1981	14	4	Austin, Texas	L	7-14
1991	4	3	Dallas (Cotton)	W	46-3

Miami: Miami leads, 1-0

Austin: Texas leads, 2-0

SERIES RESULTS

TROY

MIAMI LEADS, 1-0

YEAR	UM	OPP	SITE	W/L	SCORE
2001	1	—	Miami	W	38-7

Miami: Miami leads, 1-0

TULANE

MIAMI LEADS, 6-5-1

YEAR	UM	OPP	SITE	W/L	SCORE
1951	—	—	New Orleans	L	7-21
1959	—	—	Miami	W	26-7
1960	—	—	New Orleans	W	6-0
1963	—	—	New Orleans	W	10-0
1964	—	—	Miami	W	21-0
1965	—	—	New Orleans	L	16-24
1966	—	—	New Orleans	T	10-10
1967	—	—	Miami	W	34-14
1970	—	—	New Orleans	L	16-31
1972	—	—	Miami	W	24-21
1977	—	—	Miami (HC)	L	10-13
1978	—	—	New Orleans	L	16-20

Miami: Miami leads, 4-1

New Orleans: Tulane leads, 4-2-1

TULSA

MIAMI LEADS, 3-1

YEAR	UM	OPP	SITE	W/L	SCORE
1944	—	—	Miami	L	2-48
YEAR	UM	OPP	SITE	W/L	SCORE
1986	1	—	Miami	W	23-10
1988	3	—	Miami	W	34-3
1991	2	—	Tulsa, Okla.	W	34-10

Miami: Miami leads, 2-1

Tulsa: Miami leads, 1-0

UCF

UM LEADS 2-0

MIAMI LEADS, 2-0

YEAR	UM	OPP	SITE	W/L	SCORE
2008	—	—	Miami	W	20-14
2009	9	—	Orlando, Fla.	W	27-7

Miami: Miami leads, 2-0

UCLA

UCLA LEADS, 2-1

YEAR	UM	OPP	SITE	W/L	SCORE
1985	13	14	Tempe, Ariz.	L	37-39

1995	12	—	Los Angeles	L	8-31
1998	—	3	Miami	W	49-45

Miami: Miami leads, 1-0

Los Angeles: UCLA leads, 1-0

Neutral Site: UCLA leads, 1-0

UNLV

MIAMI LEADS, 1-0

YEAR	UM	OPP	SITE	W/L	SCORE
1972	—	—	Miami (HC)	W	51-7

Miami: Miami leads, 1-0

USC

TIED, 1-1

YEAR	UM	OPP	SITE	W/L	SCORE
1966	—	5	Miami	W	10-7
1968	13	2	Los Angeles	L	3-28

Miami: Miami leads, 1-0

Los Angeles: USC leads, 1-0

USF

MIAMI LEADS, 4-1

YEAR	UM	OPP	SITE	W/L	SCORE
2005	9	—	Miami	W	27-7
2009	19	—	Tampa, Fla.	W	31-10
2010	—	—	Miami (OT)	L	20-23
2011	—	—	Tampa, Fla.	W	6-3
2012	—	—	Miami Gardens	W	40-9

Miami: Miami leads, 2-1

Tampa: Miami leads, 2-0

UTAH STATE

MIAMI LEADS, 1-0

YEAR	UM	OPP	SITE	W/L	SCORE
1978	—	—	Miami	W	17-16

Miami: Miami leads, 1-0

VANDERBILT

TIED, 4-4

YEAR	UM	OPP	SITE	W/L	SCORE
1947	—	—	Miami	L	7-33
1948	—	12	Miami	L	6-33
1952	—	—	Miami (HC)	L	0-9
1958	—	—	Miami	L	15-28
1964	—	—	Miami (HC)	W	35-17

SERIES RESULTS

1965	-	-	Nashville, Tenn.	W	28-14
1980	-	-	Nashville, Tenn.	W	24-17
1981	17	-	Miami	W	48-16

Miami: Vanderbilt leads, 4-2

Nashville: Miami leads, 2-0

VILLANOVA

MIAMI LEADS, 3-1-1

YEAR	UM	OPP	SITE	W/L	SCORE
1946	-	-	Villanova, Pa.	W	26-21
1947	-	-	Villanova, Pa.	T	7-7
1948	-	-	Miami	L	10-19
1950	-	-	Miami	W	18-12
1957	-	-	Miami	W	13-7

Miami: Miami leads, 2-1

Villanova: Miami leads, 1-0-1

VIRGINIA

MIAMI LEADS, 8-6

YEAR	UM	OPP	SITE	W/L	SCORE
1996	19	-	Orlando, Fla.	W	31-21
2004	18	12	Charlottesville, Va.	W	31-21
2005	10	-	Miami	W	25-17
2006	-	-	Charlottesville, Va.	L	7-17
2007	-	19	Miami	L	0-48
2008	-	-	Charlottesville, Va.	W	24-17
2009	16	-	Miami Gardens	W	52-17
2010	22	-	Charlottesville, Va.	L	19-24
2011	-	-	Miami Gardens	L	21-28
2012	-	-	Charlottesville, Va.	L	40-41
2013	-	-	Miami Gardens	W	45-26
2014	-	-	Charlottesville, Va.	L	13-30
2015	-	-	Miami Gardens	W	27-21
2016	-	-	Charlottesville, Va.	W	34-14

Miami: Miami leads, 4-2

Charlottesville: Virginia leads, 4-3

Neutral Site: Miami leads, 1-0

VMI

MIAMI LEADS, 2-0

YEAR	UM	OPP	SITE	W/L	SCORE
1941	-	-	Miami	W	10-7
1952	-	-	Miami	W	45-0

Miami: Miami leads, 2-0

VIRGINIA TECH

MIAMI LEADS, 20-14

YEAR	UM	OPP	SITE	W/L	SCORE
1953	-	-	Miami	W	26-0

1966	9	-	Memphis, Tenn.	W	14-7
1967	-	-	Blacksburg, Va.	W	14-7
1968	12	-	Miami	W	13-8
1974	-	-	Miami	W	14-7
1980	20	-	Atlanta	W	20-10
1981	12	-	Miami	W	21-14
1982	15	-	Blacksburg, Va.	W	14-8
1987	3	-	Miami (HC)	W	27-13
1992	1	-	Blacksburg, Va.	W	43-23
1993	3	-	Miami	W	21-2
1994	6	13	Miami	W	24-3
1995	17	-	Blacksburg, Va.	L	7-13
1996	18	21	Miami (HC)	L	7-21
1997	-	20	Blacksburg, Va.	L	25-27
1998	-	-	Miami (OT)	L	20-27
1999	19	2	Blacksburg, Va.	L	10-43
2000	3	2	Miami (HC)	W	41-21
2001	1	14	Blacksburg, Va.	W	26-24
2002	1	17	Miami	W	56-45
2003	2	10	Blacksburg, Va.	L	7-31
2004	9	11	Miami	L	10-16
2005	5	3	Blacksburg, Va.	W	27-7
2006	-	24	Miami (HC)	L	10-24
2007	-	10	Miami	L	14-44
2008	-	-	Miami Gardens	W	16-14
2009	9	11	Blacksburg, Va.	L	7-31
2010	24	14	Miami Gardens	L	17-31
2011	-	21	Blacksburg, Va.	L	35-38
2012	-	-	Miami Gardens	W	30-12
2013	11	-	Miami Gardens	L	24-42
2014	-	-	Blacksburg, Va.	W	30-6
2015	-	-	Miami Gardens	W	30-20
2016	-	-	Blacksburg, Va.	L	16-37

Miami: Miami leads, 12-6

Blacksburg: Virginia Tech leads, 8-6

Neutral Site: Miami leads, 2-0

WAKE FOREST

MIAMI LEADS, 8-3

YEAR	UM	OPP	SITE	W/L	SCORE
1928	-	-	Miami	L	6-13
1935	-	-	Miami	W	3-0
1939	-	-	Miami	L	0-33
1944	-	18	Miami	L	0-27
1969	-	-	Miami	W	49-7
1971	-	-	Winston-Salem, N.C.	W	29-10
2004	12	-	Miami	W	52-7
2005	3	-	Winston-Salem, N.C.	W	47-17
2008	-	-	Miami Gardens	W	16-10
2009	18	-	Winston-Salem, N.C.	W	28-27
2013	7	-	Miami Gardens	W	24-21

Miami: Miami leads, 5-3

Winston-Salem: Miami leads, 3-0

SERIES RESULTS

WASHINGTON

UW LEADS, 2-1

YEAR	UM	OPP	SITE	W/L	SCORE
1994	6	17	Miami	L	20-38
2000	4	15	Seattle	L	29-34
2001	1	12	Miami	W	65-7

Miami: Tied, 1-1

Seattle: UW leads, 1-0

WASHINGTON STATE

WSU LEADS, 1-0

YEAR	UM	OPP	SITE	W/L	SCORE
2015	—	—	El Paso, Texas	L	14-20

Neutral Site: WSU leads, 1-0

WESTERN KENTUCKY

WKU LEADS, 2-0

YEAR	UM	OPP	SITE	W/L	SCORE
1930	—	—	Miami	L	0-19
1931	—	—	Bowling Green, Ky.	L	0-20

Miami: WKU leads, 1-0

Bowling Green: WKU leads, 1-0

WEST VIRGINIA

MIAMI LEADS, 17-3

YEAR	UM	OPP	SITE	W/L	SCORE
1942	—	—	Miami	W	21-13
1956	6	—	Miami	W	18-0
1973	—	—	Miami (HC)	L	14-20
1974	—	—	Morgantown, W.Va.	W	21-20
1983	7	12	Miami (HC)	W	20-3
1986	1	—	Morgantown, W.Va.	W	58-14
1991	3	—	Miami	W	27-3
1992	1	—	Miami	W	35-23
1993	4	9	Morgantown, W.Va.	L	14-17
1994	7	—	Morgantown, W.Va.	W	38-6
1995	25	—	Miami	W	17-12
1996	25	12	Morgantown, W.Va.	W	10-7
1997	—	—	Miami	L	17-28
1998	—	13	Morgantown, W.Va.	W	34-31
1999	23	—	Miami	W	28-20
2000	12	—	Morgantown, W.Va.	W	47-10
2001	1	—	Miami	W	45-3
2002	1	—	Morgantown, W.Va.	W	40-23
2003	2	—	Miami	W	22-20
2016	—	12	Orlando, Fla.	W	31-14

Miami: Miami leads, 9-2

Morgantown: Miami leads, 7-1

Neutral Site: Miami leads, 1-0

WILLIAM & MARY

MIAMI LEADS, 3-0

YEAR	UM	OPP	SITE	W/L	SCORE
1932	—	—	Miami	W	6-2
1946	—	—	Miami	W	13-3
1970	—	—	Miami	W	36-14

Miami: Miami leads, 3-0

WISCONSIN

TIED, 2-2

YEAR	UM	OPP	SITE	W/L	SCORE
1958	15	14	Miami	L	0-20
1988	1	—	Miami	W	23-3
1989	3	—	Madison, Wis.	W	51-3
2009	15	25	Orlando, Fla.	L	14-20

Miami: Wisconsin leads, 2-1

Madison: Miami leads, 1-0

WOFFORD

MIAMI LEADS, 1-0

YEAR	UM	OPP	SITE	W/L	SCORE
1934	—	—	Miami	W	42-14

Miami: Miami leads, 1-0

1983 NATIONAL CHAMPIONS

THE MIRACLE IN MIAMI

Less than a decade removed from a period of uncertainty in which there was open talk of dropping the football program, the University of Miami Hurricanes stunned the college football world by defeating the top-ranked Nebraska Cornhuskers, 31-30, in the 1984 Orange Bowl Classic on Jan. 1, 1984.

The victory was monumental — for UM football and for college football in general. It was monumental not only because the Cornhuskers were widely considered to be among the most powerful teams in college football history, but it also heralded the dawn of a new dynasty in the sport from a program that had been all but dead just a few short years earlier. That victory — combined with losses by second-ranked Texas in the Cotton Bowl and Illinois in the Rose Bowl — vaulted the Hurricanes into the top spot in the final national rankings.

This was the first national title team without a single player making an All-America first team voted by AP, UPI, the Football Writers Association or the College Football Coaches Association.

One of the keys was a melting pot offensive line — a Canadian (center Ian Sinclair), a Cuban-American (guard Juan Comendero), an African-American (guard Alvin Ward), an Italian-American (tackle Paul Bertucci) and an Irish-American (tackle Dave Heffernan).

Miami was only the second national title team to gain more passing yards than rushing yards.

"It's a tribute to a lot of gutsy players and a real team effort," head coach Howard Schnellenberger said. "We've got a lot of overachievers on our team — or else there has been a poor job of selection done by the All-American selectors."

1983 RESULTS

11-1

ORANGE BOWL CHAMPIONS

DATE	UM	OPP	OPPONENT	W/L	SCORE	ATT
Sept. 3	—	—	at Florida	L	3-28	73,907
Sept. 10	—	—	at Houston	W	29-7	20,000
Sept. 17	—	—	Purdue	W	35-0	37,150
Sept. 24	—	13	Notre Dame	W	20-0	52,480
Oct. 1	15	—	at Duke	W	56-17	28,750
Oct. 8	12	—	Louisville	W	42-14	30,073
Oct. 15	10	—	at Mississippi State	W	31-7	29,456
Oct. 22	8	—	at Cincinnati	W	17-7	14,163
Oct. 29	7	12	West Virginia (HC)	W	20-3	63,881
Nov. 5	5	—	East Carolina	W	12-7	39,225
Nov. 12	6	—	at Florida State	W	17-16	57,333

Orange Bowl (Miami, Fla.)

Jan. 1	5	1	Nebraska	W	31-30	72,596
Total points/Attendance					313-156	519,014

STARTING LINEUP

OFFENSE

WR	Eddie Brown
OT	Paul Bertucci
OG	Juan Comendero
C	Ian Sinclair
OG	Alvin Ward
OT	Dave Heffernan
TE	Glenn Dennison
QB	Bernie Kosar
FB	Albert Bentley
HB	Keith Griffin
WR	Stanley Shakespeare

DEFENSE

DE	Danny Brown
RT	Kevin Fagan
MG	Tony Fitzpatrick
LT	Fred Robinson
DE	Julio Cortes
LB	Jay Brophy
LB	Ken Sisk
SC	Rodney Bellinger
QC	Reggie Sutton
R	Kenny Calhoun
FS	Eddie Williams

SPECIALISTS

PK	Jeff Davis
P	Rick Tuten
LS	Bruce Fleming
H	Rick Tuten
PR	Eddie Brown
KR	Reggie Sutton

COACHING STAFF

HEAD COACH

Howard Schnellenberger

ASSISTANT COACHES

Hubbard Alexander, tight ends
 Harold Allen, defensive line
 Mike Archer, defensive backs
 Joe Brodsky, running backs
 Tom Olivadotti,
 defensive coordinator/linebackers
 Mike Rodriguez, offensive line
 Gary Stevens,
 offensive coordinator/receivers
 Marc Trestman, quarterbacks
 Bill Trout, defensive ends
 Christ Vagotis, offensive line
 Art Kehoe, graduate assistant

1983 STATISTICAL LEADERS

RUSHING

	ATT	YARDS	AVG	TD	LP
Bentley	144	722	5.0	5	60
Griffin	101	447	4.4	0	20

PASSING

	ATT	COMP	PCT	YARDS	TD	INT	LP
Kosar	327	201	61.5	2329	15	13	73

RECEIVING

	NO	YARDS	AVG	TD	LP
Dennison	54	594	11.0	3	25

INTERCEPTIONS

	NO	YARDS	AVG	TD	LP
Calhoun	3	92	30.7	1	92

PUNTING

	NO	YARDS	AVG	120	LG
Tuten	50	2008	41.2	14	52

PUNT RETURNS


	NO	YARDS	AVG	TD	LP
Brown	31	143	4.6	0	26

KICKOFF RETURNS

	NO	YARDS	AVG	TD	LP
Sutton	14	331	23.6	0	40

FIELD GOALS

	<20	20-29	30-39	40-49	50+	TOTAL
Davis	1-1	3-3	6-6	1-7	0-3	11-20



1987 NATIONAL CHAMPIONS

DOMINANCE FROM START TO FINISH

The Hurricanes were supposed to be rebuilding. Reloading was more accurate. This Miami team was supposed to be the lull before the storm of 1988 and 1989. After all, the Hurricanes had lost five starters on offense from a team that had come within a whisper of a national title in 1985 and a 1986 squad that was considered among the best ever, only to lose its title shot in the Fiesta Bowl.

But this team was more offensively balanced than the previous season's juggernaut and, with nine starters returning to an underrated defense, the Hurricanes were a more well-rounded team altogether. Ranked 10th in the preseason Associated Press rankings, this team quickly showed it would be better than advertised.

Miami ripped rival Florida in the season opener, then embarrassed Arkansas on the Razorbacks' home field. The season's third game was a classic. Being dominated by fourth-ranked Florida State, 19-3, late in the third quarter, Miami launched one of its greatest comebacks. The Hurricanes scored three lightning-quick touchdowns: a 49-yard bomb from Steve Walsh to Melvin Bratton, a 26-yarder from Walsh to Michael Irvin (plus a two-point conversion to tie it at 19), then a 73-yard strike from Walsh to Irvin for the lead with 2:22 remaining. Miami would have to stop an FSU two-pointer to hold for a 26-25 victory.

There seemed to be no stopping these Hurricanes after that. Miami rolled through the remainder of the regular season, blanking 10th-ranked Notre Dame (24-0) and surviving a scare from eighth-ranked South Carolina (20-16) to set up a matchup with top-ranked Oklahoma in the Orange Bowl Classic on New Year's Day.

The Hurricanes bottled up OU's wishbone attack, holding the Sooners to just 179 yards on the ground (OU came in averaging 428.8). Elation for Miami was frustration for OU — the Sooners' only three losses over the last three seasons had come to the

Hurricanes.

"We played our way to this championship. We have the best record versus anybody in the country... We beat Oklahoma three in a row, Florida State and Notre Dame three in a row, Florida a couple... What is sweetest is that we did it as a team. We lost starters and had other guys come in and played magnificently."

- Jimmy Johnson, head coach

1987 RESULTS

12-0

ORANGE BOWL CHAMPIONS

DATE	UM	OPP	OPPONENT	W/L	SCORE	ATT
Sept. 5	10	20	Florida	W	31-4	77,224
Sept. 26	5	10	at Arkansas	W	51-7	55,310
Oct. 3	3	4	at Florida State	W	26-25	62,561
Oct. 10	3	-	Maryland	W	46-16	43,020
Oct. 24	3	-	at Cincinnati	W	48-10	20,011
Oct. 31	3	-	at East Carolina	W	41-3	31,791
Nov. 7	3	-	Miami, Ohio	W	54-3	40,128
Nov. 14	3	-	Virginia Tech (HC)	W	27-13	40,105
Nov. 21	3	-	Toledo	W	24-14	37,010
Nov. 28	2	10	Notre Dame	W	24-0	76,640
Dec. 5	2	8	South Carolina	W	20-16	63,317

Orange Bowl (Miami, Fla.)

Jan. 1	2	1	Oklahoma	W	20-14	74,760
Total points/Attendance					412-125	622,877

STARTING LINEUP

OFFENSE

SE	Brian Blades
LT	Matt Patchan
LG	Mike Sullivan
C	Bobby Garcia
RG	Scott Provin
RT	John O'Neill
TE	Charles Henry
FL	Michael Irvin
QB	Steve Walsh
FB	Melvin Bratton
HB	Warren Williams

DEFENSE

RE	Bill Hawkins
LT	Greg Mark
RT	Derwin Jones
LE	Daniel Stubbs
WLB	Rod Carter
MLB	George Mira Jr.
SLB	Randy Shannon
RCB	Tolbert Bain
FS	Bennie Blades
SS	Selwyn Brown
LCB	Bubba McDowell

SPECIALISTS

PK	Greg Cox
P	Jeff Feagles
DS	Willis Peguese
H	Jeff Feagles
PR	Cleveland Gary
KR	Randal Hill, Alex Johnson

COACHING STAFF

HEAD COACH

Jimmy Johnson

ASSISTANT COACHES

Hubbard Alexander, receivers
 Joe Brodsky, running backs
 Dave Campo, defensive backs
 Butch Davis, defensive line
 Art Kehoe, offensive line
 Don Soldinger, tight ends
 Gary Stevens, asst. head coach/offensive coordinator/quarterbacks
 Dave Wannstedt, defensive coordinator/linebackers
 Tony Wise, offensive line
 Steve Hoffman, graduate assistant
 Bill Johnson, graduate assistant
 Ron Meeks, graduate assistant
 Tommy Tuberville, graduate assistant
 Dan Werner, graduate assistant

1987 STATISTICAL LEADERS

RUSHING

	ATT	YARDS	AVG	TD	LP
Williams	135	673	5.0	5	49

PASSING

	ATT	COMP	PCT	YARDS	TD	INT	LP
Walsh	298	176	59.1	2249	19	7	73

RECEIVING

	NO	YARDS	AVG	TD	LP
Irvin	44	715	16.3	6	73

INTERCEPTIONS

	NO	YARDS	AVG	TD	LP
Bennie Blades 5	61	12.2	0	26	

PUNTING

	NO	YARDS	AVG	I20	LG
Feagles	34	1319	38.8		66

PUNT RETURNS

	NO	YARDS	AVG	TD	LP
Perriman	15	97	6.5	0	13

KICKOFF RETURNS

	NO	YARDS	AVG	TD	LP
Hill	19	497	26.2	0	60

FIELD GOALS

	<20	20-20	30-39	40-49	50+ TOTAL
Cox	0-0	6-6	3-5	7-10	1-1 17-22

HISTORY



1989 NATIONAL CHAMPIONS

TWO ERICKSONS AND A TENACIOUS 'D'

By the time head coach Dennis Erickson arrived in Coral Gables to take over the UM football program prior to the 1989 season, Miami football had established itself as the "Team of the '80s". With a new coaching staff in place, Miami switched to a one-back defense and had the talent on both sides of the ball to maintain their level of excellence. Twelve starters returned, but the loss of quarterback Steve Walsh, running back Cleveland Gary, linebacker Randy Shannon and cornerback Bubba McDowell would be felt. Nonetheless, the Hurricanes reloaded and ran off six victories to start the season.

Quarterback Craig Erickson was lost for three games in the middle of the season — including a 24-10 loss at Florida State — before returning and leading the Hurricanes on an impressive stretch run.

Miami's defense didn't allow a touchdown for one 10-quarter stretch during the regular season, held six opponents without a touchdown and allowed just 9.3 points per game. Miami rebounded from the FSU loss to whip their remaining opponents by an average margin of 18 points, including a 27-10 trouncing of defending national champion and top-ranked Notre Dame (27-10), ending the Irish's 23-game win streak (the seventh season in a row in which UM had defeated a No. 1-ranked team). That victory clinched a Sugar Bowl berth against seventh-ranked

Alabama. Miami dispatched Alabama by a deceptively close 33-25 score in New Orleans and moved into the top spot of the rankings when Notre Dame knocked off top-ranked Colorado in the Orange Bowl, giving the Hurricanes their third national title in seven seasons.

1989 RESULTS

11-1

SUGAR BOWL CHAMPIONS

DATE	UM	OPP	OPPONENT	W/L	SCORE	ATT
Sept. 9	3	—	at Wisconsin	W	51-3	38,646
Sept. 16	3	—	California	W	31-3	56,931
Sept. 23	2	—	at Missouri	W	38-7	43,293
Sept. 30	2	—	at Michigan State	W	26-20	76,217
Oct. 7	2	—	Cincinnati	W	56-0	48,597
Oct. 14	2	—	San Jose State	W	48-16	45,122
Oct. 28	2	9	at Florida State	L	10-24	62,602
Nov. 4	7	—	East Carolina	W	40-10	35,159
Nov. 11	7	14	at Pittsburgh	W	24-3	52,528
Nov. 18	7	—	San Diego State (HC) W	W	42-6	42,362
Nov. 25	7	1	Notre Dame	W	27-10	81,634

Sugar Bowl (New Orleans, La.)

Jan. 1	2	7	Alabama	W	33-25	77,425
Total points/Attendance					432-127	660,516

STARTING LINEUP

OFFENSE

- SE Randal Hill
- OT Mike Sullivan
- OG Rod Holder
- C Bobby Garcia
- OG Darren Handy
- OT Leon Searcy
- TE Rob Chudzinski
- FL Dale Dawkins
- WB Wesley Carroll
- QB Craig Erickson
- FB Leonard Conley

DEFENSE

- RE Greg Mark
- RT Cortez Kennedy
- LT Russell Maryland
- LE Willis Peguese
- WLB Maurice Crum
- MLB Bernard Clark
- SLB Richard Newbill
- RCB Ryan McNeil
- FS Charles Pharms
- SS Hurlie Brown
- LCB Kenny Berry

SPECIALISTS

- PK Carlos Huerta
- P Tim Kalal
- DS Mike Azer
- H Tim Kalal
- PR Wesley Carroll
- KR Alex Johnson, Randal Hill

COACHING STAFF

HEAD COACH

Dennis Erickson

ASSISTANT COACHES

- Gregg Smith, assistant head coach/OL
- Bob Bratkowski, offensive coordinator/WRS
- Sonny Lubick, defensive coordinator/DBs
- Dave Arnold, tight ends/special teams
- Bob Karmelowicz, defensive line
- Art Kehoe, offensive line
- Ed Orgeron, defensive line
- Tommy Tuberville, linebackers
- Alex Wood, running backs
- Carmen Grosso, graduate assistant
- Ronnie Lee, graduate assistant
- Scott Runyan, graduate assistant
- Pete Savage, graduate assistant
- Dan Werner, volunteer assistant

1989 STATISTICAL LEADERS

RUSHING

	ATT	YARDS	AVG	TD	LP
L. Conley	134	529	3.9	4	30

PASSING

	ATT	COMP	PCT	YARDS	TD	INT	LP
C. Erickson	273	147	53.8	2007	16	13	55

RECEIVING

	NO	YARDS	AVG	TD	LP
D. Dawkins	54	833	15.4	7	55

INTERCEPTIONS

	NO	YARDS	AVG	TD	LP
R. Smith	6	28	4.7	0	22

PUNTING

	NO	YARDS	AVG	I20	LG
Kalal	48	1809	37.7	16	56

PUNT RETURNS

	NO	YARDS	AVG	TD	LP
Carroll	32	381	11.9	0	36

KICKOFF RETURNS

	NO	YARDS	AVG	TD	LP
Hill	12	237	19.8	0	32

FIELD GOALS

	<20	20-29	30-39	40-49	50+	TOTAL
Huerta	0-0	6-6	5-7	6-6	1-3	18-22



H U R R I C A N E S U F O O T B A L L

1991 NATIONAL CHAMPIONS

GINO, THE RUTHLESS POSSE AND WIDE RIGHT I

A combustible offense, a rock-solid defense and the nation's best special teams — by 1991 all these traits had become synonymous with Miami football and this team represented the zenith of its era. Quarterback Gino Torretta, a group of skill players nicknamed "The Ruthless Posse," and a linebacker corps that ranks among the greatest ever assembled, led these Hurricanes.

Miami started the season by ripping Arkansas on the road and dominating a Houston offense that had terrorized opponents for four seasons up to that game. Their first stiff challenge came against Penn State on Oct. 12 and the Hurricanes, behind staunch defense and big plays by Horace Copeland (80-yard score catch) and Kevin Williams (91-yard punt return for a TD) held off the Nittany Lions.

Two challenges in November punctuated the season. First was the annual grudge match in Tallahassee, Fla., against Florida State. In what became known as "Wide Right I" the Hurricanes erased a 16-7 deficit in the final period on a 45-yard field goal by Carlos Huerta and a one-yard run by Larry Jones with 3:01 left to take a 17-16 lead. FSU marched down for a potential game-winning field goal in the closing seconds, but Gerry Thomas' 34-yard attempt was wide right.

Miami escaped another close call a week later, slipping by Boston College on the road. The Hurricanes defense held off a late BC drive in the final seconds to preserve the 19-14 victory. A blowout of San Diego State clinched an Orange Bowl berth.

With their fourth national title in their sights, the Hurricanes stymied the Huskers' offense as few had, limiting the Nebraska ground game to just 82 rushing yards and throwing a shutout of the Big Eight Conference champions.

The victory gave Miami the national title in the Associated Press rankings. The Hurricanes shared overall national honors with Rose Bowl champ Washington, which nudged ahead in the coaches' poll.

"To win one national championship is amazing. For guys to win their second in three years, that hasn't been accomplished by many. That's what makes this championship special. And it came in a situation where we had not been picked to be that good. Some people said we'd be No. 3 in the state of Florida."
— Dennis Erickson, Miami head coach

1991 RESULTS 12-0

ORANGE BOWL CHAMPIONS

DATE	UM	OPP	OPPONENT	W/L	SCORE	ATT
Aug. 31	3	—	at Arkansas	W	31-3	46,308
Sept. 12	2	10	Houston	W	40-10	71,842
Sept. 28	2	—	at Tulsa	W	34-10	35,689
Oct. 5	2	—	Oklahoma State	W	40-3	42,751
Oct. 12	2	9	Penn State	W	26-20	75,723
Oct. 19	2	—	Long Beach State	W	55-0	40,498
Oct. 26	2	—	at Arizona	W	36-9	53,349
Nov. 9	3	—	West Virginia* (HC)	W	27-3	60,250
Nov. 16	2	1	at Florida State	W	17-16	63,442
Nov. 23	1	—	at Boston College*	W	19-14	32,071
Nov. 30	1	—	San Diego State	W	39-12	56,721

Orange Bowl (Miami, Fla.)

Jan. 1	1	11	Nebraska	W	22-0	77,747
Total points/Attendance					386-100	656,391

STARTING LINEUP

OFFENSE

SE	Horace Copeland
TE	Coleman Bell/Joe Moore
WT	Leon Searcy
WG	Rudy Barber
C	Kelvin Harris
SG	Claudio Jones
ST	Mario Cristobal
FL	Lamar Thomas
QB	Gino Torretta
FB	Stephen McGuire
TB	Darryl Spencer

DEFENSE

RE	Rusty Medearis
RT	Eric Miller
LT	Anthony Hamlet
LE	Kevin Patrick
WLB	Jessie Armstead
MLB	Micheal Barrow
SLB	Darrin Smith
RCB	Herbert James
FS	Darryl Williams
SS	Hurlie Brown
LCB	Ryan McNeil

SPECIALISTS

PK	Carlos Huerta
P	Paul Snyder
DS	Tom Patterson
H	Joe Moore
PR	Kevin Williams
KR	Kevin Williams, Darryl Spencer

COACHING STAFF

HEAD COACH

Dennis Erickson

ASSISTANT COACHES

Gregg Smith, assistant head coach/OL
 Bob Bratkowski, offensive coordinator/WRs
 Sonny Lubick, defensive coordinator/DBs
 Dave Arnold, tight ends/special teams
 Bob Karmelowicz, defensive line
 Art Kehoe, offensive line
 Ed Orgeron, defensive line
 Tommy Tuberville, linebackers
 Alex Wood, running backs
 Carmen Grosso, volunteer assistant
 Scott Aufer, graduate assistant
 Eddie Gran, graduate assistant
 Jim Michalczyk, graduate assistant
 Randy Shannon, graduate assistant

1991 STATISTICAL LEADERS

RUSHING

	ATT	YARDS	AVG	TD	LP
S. McGuire	123	608	4.9	9	34

PASSING

	ATT	COMP	PCT	YARDS	TD	INT	LP
G. Torretta	371	205	55.3	3095	20	8	99

RECEIVING

	NO	YARDS	AVG	TD	LP
L. Thomas	39	623	16.0	6	71

INTERCEPTIONS

	NO	YARDS	AVG	TD	LP
R. McNeil	5	73	14.6	0	50

PUNTING

	NO	YARDS	AVG	I20	LG
P. Snyder	36	1381	38.4	7	50

PUNT RETURNS


	NO	YARDS	AVG	TD	LP
K. Williams	36	560	15.6	3	91

KICKOFF RETURNS

	NO	YARDS	AVG	TD	LP
K. Williams	10	185	18.5	0	42

FIELD GOALS

	<20	20-20	30-39	40-49	50+	TOTAL
Huerta	0-0	10-10	3-3	4-6	0-2	17-21



2001 NATIONAL CHAMPIONS

CHARACTER, CLASS, POISE = CHAMPIONSHIP

The Hurricanes' fifth national championship may have been the program's most rewarding. A veteran senior class that had endured the shame of a losing season in 1997 and had rebuilt the team — inside and out — led this team. Miami returned to the top in 2001 by showing character, class and poise.

How good was this team? Many argue it may have been the greatest college football team ever assembled. This team beat opponents by the largest average margin in UM history (33.2 points per game), produced the biggest two-game whippings of any pair of ranked teams in history by defeating Syracuse and Washington by a combined 124-7, set a new UM record for scoring and featured a defense that scored eight touchdowns and led the nation in pass defense, scoring defense and turnover margin.

Throw in a kicking game that featured one of the nation's finest punters and a placekicker who led the nation in field goals and it is hard to argue against the 2001 edition. An astounding seven Hurricanes were named to at least one All-America team's first unit. Six players were finalists for national awards, led by Outland Trophy winner Bryant McKinnie at offensive tackle and Maxwell Award winning quarterback Ken Dorsey.

The 2001 Hurricanes started with a stunning rout of Penn State on the road before the largest crowd (109,313) ever to see a Miami game. They ended Florida State's 54-game unbeaten streak in Tallahassee, Fla., with a resounding 49-27 whipping.

The stars were numerous. On offense, quarterback Ken Dorsey, tailback Clinton Portis (1,200 yards rushing), tight end Jeremy Shockey, an offensive line that allowed an incredibly low two sacks by the starting unit, a receivers corps led by Andre

Johnson, a defensive line in which nine players could play without losing a step led by William Joseph, a linebacker corps that developed into a force and a secondary that was the nation's best, led by safety Edward Reed and cornerbacks Mike Rumph and Phillip Buchanon.

The power of this team was evident for all to see in its Rose Bowl rout of Nebraska for the national title. Miami roared to a 34-0 halftime lead, erasing any doubts about what team was college football's best in 2001.

2001 RESULTS

12-0

ROSE BOWL CHAMPIONS

DATE	UM	OPP	OPPONENT	W/L	SCORE	ATT
Sept. 1	2	—	at Penn State	W	33-7	109,313
Sept. 8	1	—	Rutgers*	W	61-0	39,804
Sept. 27	1	—	at Pittsburgh*	W	43-21	57,224
Oct. 6	1	—	Troy	W	38-7	36,617
Oct. 13	2	14	at Florida State	W	49-27	82,836
Oct. 25	1	—	West Virginia*	W	45-3	44,411
Nov. 3	1	—	Temple* (H/C)	W	38-0	31,128
Nov. 10	1	—	at Boston College*	W	18-7	44,500
Nov. 17	1	14	Syracuse*	W	59-0	52,896
Nov. 24	1	12	Washington	W	65-7	78,714
Dec. 1	1	14	at Virginia Tech*	W	26-24	53,662

Rose Bowl (Pasadena, Calif.)

Jan. 3	1	4	vs. Nebraska	W	37-14	93,781
Total points/Attendance					512-117	630,505

STARTING LINEUP

OFFENSE

SE	Andre Johnson
TE	Jeremy Shockey
LT	Bryant McKinnie
LG	Sherko Haji-Rasouli/Ed Wilkins
C	Brett Romberg
RG	Martin Bibla
RT	Joaquin Gonzalez
FL	Kevin Beard
QB	Ken Dorsey
FB	Najeh Davenport
TB	Clinton Portis

DEFENSE

RE	Jerome McDougale
RT	Matt Walters
LT	William Joseph
LE	Andrew Williams/Jamaal Green
WLB	D.J. Williams
MLB	Jonathan Vilma
SLB	Chris Campbell
RCB	Mike Rumph
FS	James Lewis
SS	Edward Reed
LCB	Phillip Buchanon

SPECIALISTS

PK	Todd Sievers
P	Freddie Capshaw
DS	Chris Harvey/Joe Fantigrassi
H	Freddie Capshaw
PR	Phillip Buchanon
KR	Andre Johnson, Frank Gore

COACHING STAFF

HEAD COACH

Larry Coker

ASSISTANT COACHES

Rob Chudzinski, offensive coordinator/TEs
 Randy Shannon, defensive coordinator
 Vernon Hargreaves, linebackers
 Curtis Johnson, receivers
 Art Kehoe, offensive line
 Greg Mark, defensive line
 Don Soldinger, special teams coordinator/
 running backs
 Mark Stoops, defensive backs
 Dan Werner, quarterbacks
 Frank Giufre, graduate assistant
 Rod Holder, graduate assistant

2001 STATISTICAL LEADERS

RUSHING

ATT	YARDS	AVG	TD	LP
C. Portis	220	1200	5.5	10

PASSING

ATT	COMP	PCT	YARDS	TD	INT	LP
K. Dorsey	319	184	57.9	2652	23	9

RECEIVING

NO	YARDS	AVG	TD	LP
J. Shockey	40	519	13.0	7

INTERCEPTIONS

NO	YARDS	AVG	TD	LP
E. Reed	9	206	22.9	2

PUNTING

NO	YARDS	AVG	I20	LG
F. Capshaw	36	1508	41.8	15

PUNT RETURNS

NO	YARDS	AVG	TD	LP
P. Buchanon	31	464	15.0	2

KICKOFF RETURNS

NO	YARDS	AVG	TD	LP
A. Johnson	13	254	19.5	0

FIELD GOALS

<20	20-20	30-39	40-49	50+	TOTAL
Sievers	0-0	5-6	9-11	7-8	0-1 21-26



ALL-TIME BOWL GAME HISTORY

MIAMI IN BOWL GAMES (20-20)

BOWL	OPPONENT	W-L	SCORE	COACH	DATE	NOTES
1933	Palm Festival	W	7-0	Tom McCann	1/1/33	Cook's 3-yard TD run was lone score
1934	Palm Festival	L	7-33	Tom McCann	1/1/34	Duquesne scored 27 fourth-quarter points
1935	Orange	L	0-26	Irl Tubbs	1/1/35	Bucknell scored 19 second-half points
1946	Orange	W	13-6	Jack Harding	1/1/46	Hudson 89-yard INT return capped upset of No. 16 HC
1951	Orange	L	14-15	Andy Gustafson	1/1/51	Clemson safety in fourth quarter was go-ahead score
1952	Gator	W	14-0	Andy Gustafson	1/2/52	Mallios scored both TDs in UM's win in 1951 rematch
1961	Liberty	L	14-15	Andy Gustafson	12/16/61	Up 14-0 at half, UM allowed 15 second-half points
1962	Gotham	L	34-35	Andy Gustafson	12/15/62	Lead changed hands six times before Nebraska won
1966	Liberty	W	14-7	Charlie Tate	12/10/66	Rallied from 7-0 halftime deficit for fourth bowl win
1967	Bluebonnet	L	21-31	Charlie Tate	12/23/67	Colorado outscored Miami, 21-7, in second half
1981	Peach	W	20-10	Howard Schnellenberger	1/2/81	Jim Kelly (offense), Jim Burt (defense) named MOPs
1984	Orange	W	31-30	Howard Schnellenberger	1/2/84	Miami claimed first of five national championships
1985	Fiesta	L	37-39	Jimmy Johnson	1/1/85	John Lee kicked GW 23-yard FG with 51 seconds left
1986	Sugar	L	7-35	Jimmy Johnson	1/1/86	After UM took 7-0 lead, UT scored final 35 points
1987	Fiesta	L	10-14	Jimmy Johnson	1/2/87	Vinny Testaverde threw INT with 18 seconds to go
1988	Orange	W	20-14	Jimmy Johnson	1/1/88	Miami collected second national championship
1989	Orange	W	23-3	Jimmy Johnson	1/2/89	Carlos Huerta booted three FGs in win
1990	Sugar	W	33-25	Dennis Erickson	1/1/90	Miami's third national title — second in three years
1991	Cotton	W	46-3	Dennis Erickson	1/1/91	Canes' fourth consecutive bowl win
1992	Orange	W	22-0	Dennis Erickson	1/1/92	Miami claimed fourth national title in nine years
1993	Sugar	L	13-34	Dennis Erickson	1/1/93	Loss snapped five-game bowl winning streak
1994	Fiesta	L	0-29	Dennis Erickson	1/1/94	Shut out in bowl game for first time since 1935
1995	Orange	L	17-24	Dennis Erickson	1/1/95	Nebraska scored 15 fourth-quarter points
1996	Carquest	W	31-21	Butch Davis	12/27/96	Win snapped three-game bowl losing streak
1998	Micron PC	W	46-23	Butch Davis	12/29/98	Scott Covington threw for 320 yards (MVP)
2000	Gator	W	28-13	Butch Davis	1/1/00	UM defense, MVP Nate Webster shut down GT offense
2001	Sugar	W	37-20	Butch Davis	1/2/01	Win wrapped up best season since 1994 (11-1)
2002	Rose	W	37-14	Larry Coker	1/3/02	Miami's fifth national title; first Rose Bowl victory
2003	Fiesta	L	24-31	Larry Coker	1/3/03	34-game winning streak snapped
2004	Orange	W	16-14	Larry Coker	1/2/04	Jarrett Payton (MVP) rushing for 131 yards
2004	Peach	W	27-10	Larry Coker	12/31/04	Devin Hester returned blocked FG 78 yards for TD
2005	Peach	L	3-40	Larry Coker	12/30/05	Worst bowl loss in program history
2006	MPC Computers	W	21-20	Larry Coker	12/31/06	Kirby Freeman threw for 272 yards, added 3 TDs
2008	Emerald	L	17-24	Randy Shannon	12/27/08	Gal's Anthony Miller scored go-ahead TD in 4Q
2009	Champs Sports	L	14-20	Randy Shannon	12/29/09	Wisconsin scored 20 unanswered points
2010	Sun	L	17-33	Jeff Stoutland ¹	12/31/10	Miami trailed, 30-3, entering fourth quarter
2013	Russell Athletic	L	9-36	Al Golden	12/28/13	Scored game's first points on safety
2014	Independence	L	21-24	Al Golden	12/27/14	Miami outgained South Carolina, 422-354
2015	Sun	L	14-20	Larry Scott ¹	12/26/15	Canes' second half rally fell short
2016	Russell Athletic	W	31-14	Mark Richt	12/28/16	Miami held WVU to a season-low 229 yards

¹ — interim head coach

BOWL GAME RECORD BREAKDOWN

BY DATE

	W	L	PCT
Pre-New Year's Eve	4	9	.250
New Year's Eve	2	1	.667
New Year's Day	7	8	.467
Post-New Year's Day	7	2	.778

BY BOWL GAME

	W	L	PCT
Bluebonnet	0	1	.000
Cotton	1	0	1.000
Fiesta	0	4	.000
Emerald	0	1	.000
Gator	2	0	1.000
Gotham	0	1	.000
Liberty	1	1	.500
Independence	0	1	.000
MPC Computers	1	0	1.000
Orange	6	3	.667
Peach	2	1	.667
Palm Festival	1	1	.500
Rose	1	0	1.000
Russell Athletic	2	2	.500
Sugar	2	2	.500
Sun	0	2	.000

BY COACH

	W	L	PCT
Butch Davis	4	0	1.000
Howard Schnellenberger	2	0	1.000
Jack Harding	1	0	1.000
Mark Richt	1	0	1.000
Larry Coker	4	2	.667
Dennis Erickson	3	3	.500
Tom McCann	1	1	.500
Charlie Tate	1	1	.500
Jimmy Johnson	2	3	.400
Andy Gustafson	1	3	.250
Irl Tubbs	0	1	.000
Jeff Stoutland	0	1	.000
Larry Scott	0	1	.000
Al Golden	0	2	.000
Randy Shannon	0	2	.000

BOWL GAME RECAPS

1933 PALM FESTIVAL

MIAMI 7, MANHATTAN 0
JANUARY 1, 1933 • MIAMI, FLA.

SCORING

Miami	0	0	0	7	7
Manhattan	0	0	0	0	0

UM Cook 3 run (Bates kick)

1934 PALM FESTIVAL

DUQUESNE 33, MIAMI 7
JANUARY 1, 1934 • MIAMI, FLA.

SCORING

Duquesne	0	0	6	27	33
Miami	0	0	0	7	7

DU Zaneski 1 run (kick failed)
DU Zaneski 5 run
UM Reichgott 4 pass from Ott (Petrowski kick)
DU DeLuca 6 run (Niccolai kick)
DU Baker 25 pass from DeLuca (Niccolai kick)
DU DeLuca 30 pass from Strutt (Niccolai kick)

1935 ORANGE BOWL

BUCKNELL 26, MIAMI 0
JANUARY 1, 1935 • MIAMI, FLA.

SCORING

Bucknell	0	7	6	13	26
Miami	0	0	0	0	0

BU Smith 3 run (Dobie kick)
BU Miller 4 run (kick failed)
BU Smith 8 run (kick failed)
BU Resnichak 10 run (Dobie kick)

1946 ORANGE BOWL

MIAMI 13, HOLY CROSS 6
JANUARY 1, 1946 • MIAMI, FLA.

SCORING

Miami	0	6	0	7	13
(16) Holy Cross	0	6	0	0	6

UM Krull 1 run (kick blocked)
HC Brennan 16 pass from Kozlowski (kick failed)
UM Hudson 89 interception return (Ghaul kick)

1951 ORANGE BOWL

CLEMSON 15, MIAMI 14
JANUARY 1, 1951 • MIAMI, FLA.

SCORING

(15) Miami	0	0	14	0	14
(10) Clemson	0	7	6	2	15

CU Cone 1 run (Radcliff kick)
CU G. Smith 7 pass from Hair (kick failed)
UM Mallios 5 run (Watson kick)
UM F. Smith 14 pass from Hackett (Watson kick)
CU Safety, F. Smith tackled in end zone by S. Smith

1952 GATOR BOWL

MIAMI 14, CLEMSON 0
JANUARY 2, 1952 • JACKSONVILLE, FLA.

SCORING

Miami	7	7	0	0	14
(19) Clemson	0	0	0	0	0

UM Mallios 11 run (Tremont kick)
UM Mallios 2 run (Tremont kick)

1961 LIBERTY BOWL

SYRACUSE 15, MIAMI 14
DECEMBER 16, 1961 • MEMPHIS, TENN.

SCORING

Miami	6	8	0	0	14
(14) Syracuse	0	0	8	7	15

UM Vollenweider 12 run (kick failed)
UM Spinelli 60 punt return (Miller pass from Mira)
SU Davis 1 run (Easterly pass from Sarette)
SU Easterly 7 pass from Sarette (Erickson kick)

1962 GOTHAM BOWL

NEBRASKA 36, MIAMI 34
DECEMBER 15, 1962 • NEW YORK, N.Y.

Played in freezing 17-degree weather in icy, snow-banked Yankee Stadium, the lead changed hands six times before Nebraska won 36-34. The Hurricanes rolled up 502 yards to Nebraska's 296 and had a 34-12 edge in first downs. UM quarterback **George Mira** shattered his UM passing record with 24 completions for 321 yards and two touchdowns, earning him MVP honors.

BOWL GAME RECAPS

SCORING

Miami	6	14	7	7	34
Nebraska	6	14	8	8	36

NEB	Thornton 1 run (run failed)
UM	Rizzo 10 pass from Mira (pass failed)
UM	Spinelli 30 pass from Mira (pass failed)
NEB	Ross 92 kickoff return (Johnson kick)
UM	Ryder 1 run (Ryder pass from Mira)
NEB	Eger 6 pass from Claridge (Johnson kick)
UM	Bennett 3 run (Wilson kick)
NEB	Thornton 1 run (Claridge kick)
NEB	Ross 1 run (Thornton run)
UM	Ryder 1 run (Wilson kick)

1966 LIBERTY BOWL

MIAMI 14, VIRGINIA TECH 7

DECEMBER 10, 1966 • MEMPHIS, TENN.

Playing in frigid 36-degree weather in Memphis, Miami found itself on the trailing end of a 7-0 score at halftime, but proved to be too powerful for Virginia Tech. Miami rallied from a seven-point deficit in the third period on a **Bill Miller** seven-yard TD pass to **Joe Mira**. UM marched to its winning TD in the fourth quarter. On the drive, Miller completed three passes to end **Jimmy Cox** (12,11, and 38 yards), and **Doug McGee** barreled over from the one on fourth down with 8:05 left in the game. Miami's potent defense was led by All-American **Ted Hendricks**.

SCORING

(9) Miami	0	0	7	7	14
Virginia Tech	7	0	0	0	7

VT	Francisco 1 run (Utin kick)
UM	J. Mira 7 pass from Miller (Harris kick)
UM	McGee 1 run (Harris kick)

1967 BLUEBONNET BOWL

COLORADO 31, MIAMI 21

DECEMBER 23, 1967 • HOUSTON, TEXAS

In a wild scoring spectacle, Colorado won, 31-21, after the lead had changed hands five times at Rice Stadium. In the first quarter, CU's Larry Plantz scored from seven yards out, then Miami came back with **Joe Mira**'s score from the two. UM moved ahead moments later as **Jimmy Dye** stole a pass from **Dan Kelly** and ran 77 yards. A field goal by John Farler just before half, followed by an 80-yard TD march with the second half kickoff, put the Buffs ahead, 17-14. UM

regained the lead, 21-17, in the fourth on an 85-yard drive sparked by **Bill Miller**'s four completions to **Jerry Daanen**, the last one for a nine-yard TD. With six minutes left, CU surged ahead again on a 38-yard run by Bob Anderson.

SCORING

Miami	0	14	0	7	21
Colorado	7	3	7	14	31

CU	Plantz 7 run (Farler kick)
UM	Mira 2 run (Harris kick)
UM	Dye 77 pass interception return (Harris kick)
CU	Farler 31 FG
CU	B. Anderson 2 run (Bartelt kick)
UM	Daanen 9 pass from Miller (Harris kick)
CU	B. Anderson 38 run (Bartelt kick)
CU	Cooks 2 run (Farler kick)

1981 PEACH BOWL

MIAMI 20, VIRGINIA TECH 10

JANUARY 2, 1981 • ATLANTA, GA.

The Hurricanes embarked on their first postseason bowl appearance since 1967, squaring off against Virginia Tech on a clear Georgia day at Fulton County Stadium. **Howard Schnellenberger**'s troops set the pace early with two long scoring drives that proved to be the winning margin. UM took the opening kickoff 68 yards to paydirt, with QB **Jim Kelly** hitting **Larry Brodsky** on a 15-yard strike to culminate the nine-play drive. On Miami's third possession, Kelly connected through the air three times to spark a 10-play, 99-yard drive. **Chris Hobbs** did the honors with a 12-yard scamper up the middle to cap the drive. The Hokies closed the gap to 14-10 early in the second half, but two field goals by **Danny Miller** assured Miami of its first bowl victory since 1966. Kelly was selected the game's outstanding player on offense, while UM middle guard **Jim Burt** was named defensive MVP.

SCORING

(20) Miami	7	7	3	3	20
Virginia Tech	0	3	7	0	10

UM	Brodsky 15 pass from Kelly (Miller kick)
UM	Hobbs 12 run (Miller kick)
VT	Laury 42 FG
VT	Lawrence 1 run (Laury kick)
UM	Miller 31 FG
UM	Miller 37 FG

BOWL GAME RECAPS

NATIONAL CHAMPIONS

1984 ORANGE BOWL

MIAMI 31, NEBRASKA 30
JANUARY 2, 1984 • MIAMI, FLA.

UM ended a storybook climb to the national title by dealing Nebraska a 31-30 defeat. Miami QB **Bernie Kosar** earned MVP honors by throwing for a Orange Bowl-record 300 yards. Linebacker **Jack Fernandez** was named Defensive MVP as the Canes contained a Nebraska offense that had set numerous NCAA records. Late in the game, Jeff Smith set Nebraska up for the potential win with a 24-yard touchdown run to pull the Huskers to within one. Then, Nebraska lined up for a two-point attempt. Turner Gill rolled right under pressure and lofted a pass toward Smith, but UM strong safety **Kenny Calhoun** batted it away to seal the UM win.

SCORING

(5) Miami	17	0	14	0	31
(1) Nebraska	0	14	3	13	30

UM	Dennison 2 pass from Kosar (Davis kick)
UM	Davis 45 FG
UM	Dennison 22 pass from Kosar (Davis kick)
NEB	Steinkuhler 19 run (Livingston kick)
NEB	Gill 1 run (Livingston kick)
NEB	Livingston 34 FG
UM	Highsmith 1 run (Davis kick)
UM	Bentley 7 run (Davis kick)
NEB	Smith 1 run (Livingston kick)
NEB	Smith 24 run (pass failed)

1985 FIESTA BOWL

UCLA 39, MIAMI 37
JANUARY 1, 1985 • TEMPE, ARIZ.

The Hurricanes were dealt a narrow 39-37 defeat by the UCLA Bruins in the Fiesta Bowl to cap the 1984 season. The lead changed hands seven times before the Bruins' John Lee kicked the deciding field goal with 51 seconds remaining. **Melvin Bratton** had put Miami ahead on a 3-yard TD pass from **Bernie Kosar** with 2:58 left, giving UM a 37-36 advantage. The Bruins used eight plays to move 61 yards to the Canes seven, setting up Lee's heroics.

SCORING

(13) Miami	14	7	3	13	37
------------	----	---	---	----	----

(14) UCLA	7	15	7	10	39
-----------	---	----	---	----	----

UCLA	Green 6 run (Lee kick)
UM	Oliver 34 run (Cox kick)
UM	Eddie Brown 68 punt return (Cox kick)
UM	Blades 48 pass from Kosar (Cox kick)
UCLA	Green 72 run (Lee kick)
UCLA	Safety, Shinnick tackled Tuten in end zone
UCLA	Lee 51 FG
UCLA	Lee 33 FG
UM	Cox 31 FG
UCLA	Sherrard 10 pass from Bono (Lee kick)
UCLA	Young 33 pass from Bono (Lee kick)
UM	Bratton 19 run (pass failed)
UM	Bratton 3 pass from Kosar (Cox kick)
UCLA	Lee 23 FG

1986 SUGAR BOWL

TENNESSEE 35, MIAMI 7
JANUARY 1, 1986 • NEW ORLEANS, LA.

Amid the revelry of New Orleans' Bourbon Street, the 1986 Sugar Bowl had it all. Miami, with one of the most dominant offenses in college football, was shooting for the national championship. The Volunteers, an underrated team who rolled into New Orleans with a hard-fought SEC title, were looking for the national respect they felt had eluded them. Tennessee used a solid offense and an opportunistic defense to down the second-ranked Canes. Despite constant pressure, **Vinny Testaverde** threw for 217 yards on 20 of 36 passing. UT QB Daryl Dickey, who earned MVP honors, finished with 131 yards on 15 of 25 passes.

SCORING

(2) Miami	7	0	0	0	7
(8) Tennessee	0	14	14	7	35

UM	Irvin 18 pass from Testaverde (Cox kick)
UT	Smith 6 pass from Dickey (Revez kick)
UT	McGee recovered fumble in end zone (Revez kick)
UT	Henderson 1 run (Revez kick)
UT	Powell 60 run (Revez kick)
UT	Wilson 6 run (Revez kick)

1987 FIESTA BOWL

PENN STATE 14, MIAMI 10
JANUARY 2, 1987 • TEMPE, ARIZ.

A national television audience watched the "Battle

BOWL GAME RECAPS

For No. 1” and the Hurricanes found themselves 77 yards from the national championship with just over three minutes left to play. **Vinny Testaverde** engineered a thrilling drive that included a 31-yard strike to **Brian Blades** on a 4th-and-6 play from Miami’s own 27. The pass to Blades was the first of six consecutive completions by Testaverde that brought Miami to PSU’s 6-yard line. However, with 18 seconds remaining, Pete Giftopoulos ended UM’s drive for the national title by intercepting a Testaverde pass at the goal line. The Canes finished with 445 total yards and 22 first downs while holding PSU to Fiesta Bowl record-lows of 162 yards and just eight first downs. But seven turnovers tripped the Canes on the road to the national title.

SCORING

(1) Miami	0	7	0	3	10
(2) Penn State	0	7	0	7	14

UM	Bratton 1 run (Cox kick)
PSU	Shaffer 4 run (Manca kick)
UM	Selig 38 FG
PSU	Dozier 6 run (Manca kick)

UM	Bratton 30 pass from Walsh (Cox kick)
OU	Stafford 1 run (Lashar kick)
UM	Cox 56 FG
UM	Irvin 23 pass from Walsh (Cox kick)
UM	Cox 48 FG
OU	Hutson 29 run (Lashar kick)

1989 ORANGE BOWL

MIAMI 23, NEBRASKA 3
JANUARY 2, 1989 • MIAMI, FLA.

For the first time in four years, Miami was not playing for the national title in its New Year’s bowl game. Moments before kickoff of the 55th annual Orange Bowl Classic vs. Nebraska, the Canes learned that the No. 1 ranked team, Notre Dame, had defeated West Virginia in the Fiesta Bowl. As the nation tuned in to the Orange Bowl, many felt the University of Miami would come out flat, knowing that all possibility of a repeat national title had been lost. UM showed its true mettle, dominating the Big Eight Champions on offense, defense and special teams from the opening kickoff. The statistics backed up the scoreboard as the Canes held a 212-29 advantage in total yards and an 11-2 edge in first downs.

SCORING

(6) Nebraska	0	0	3	0	3
(2) Miami	7	13	0	3	23

UM	Conley 22 pass from Walsh (Huerta kick)
UM	Huerta 18 FG
UM	Conley 42 pass from Walsh (Huerta kick)
UM	Huerta 37 FG
NEB	Barrios 50 FG
UM	Huerta 37 FG

NATIONAL CHAMPIONS

1988 ORANGE BOWL
MIAMI 20, OKLAHOMA 14
JANUARY 1, 1988 • MIAMI, FLA.

For the second time in five years, the Hurricanes were champions of the college football world. Just as they had done in 1983, the ’87 Canes knocked off the nation’s then No.1-ranked team in the Orange Bowl Classic. The second-ranked Hurricanes capped the school’s second straight undefeated regular season with a 20-14 victory over Oklahoma. Sophomore QB **Steve Walsh** hit on 18-of-30 passing for 209 yards and two touchdowns. Senior fullback **Melvin Bratton** nearly broke a UM single-game receiving mark by hauling in nine catches for 102 yards before leaving the game with a knee injury. **Bernard Clark** stepped into the spotlight at middle linebacker and walked away with the game’s MVP award after recording 12 unassisted tackles and 14 overall stops, while the defense limited OU to just 255 yards in total offense.

SCORING

(1) Oklahoma	0	7	0	7	14
(2) Miami	7	0	10	3	20

NATIONAL CHAMPIONS

1990 SUGAR BOWL
MIAMI 33, ALABAMA 25
JANUARY 1, 1990 • NEW ORLEANS, LA.

Miami solidified its title of “Team of the ’80s” with its third national championship in seven years by handing Alabama a 33-25 defeat in the USF&G Sugar Bowl. Miami closed out its scoring by capitalizing on a **Charles Pharms** interception with an 88-yard drive that **Craig Erickson** finished off by finding tight end Randy Bethel open for a 12-yard

BOWL GAME RECAPS

touchdown reception. The Tide managed one more touchdown and two-point conversion with a minute remaining.

SCORING

(2) Miami	7	13	6	7	33
(7) Alabama	0	17	0	8	25

UM	McGuire 3 run (Huerta kick)
UA	Battle 4 pass from Hollingsworth (Doyle kick)
UM	Carroll 19 pass from Erickson (kick blocked)
UA	Doyle 45 FG
UM	Johnson 3 run (Huerta kick)
UA	Russell 7 pass from Hollingsworth (Doyle kick)
UM	Chudzinski 11 pass from Erickson (conversion failed)
UM	Bethel 12 pass from Erickson (Huerta kick)
UA	Wimbly 9 pass from Hollingsworth (Russell pass to Hollingsworth)

1991 COTTON BOWL

MIAMI 46, TEXAS 3 JANUARY 1, 1991 • DALLAS, TEXAS

Fourth-ranked Miami won its fourth consecutive bowl game in dominating fashion over No. 3-ranked Texas, 46-3, the most lopsided score in Cotton Bowl history. The Miami defense held Texas to minus-four yards total offense in the first stanza. **Craig Erickson**, the game's outstanding offensive player, completed 17-of-26 passes for 272 yards and set a Cotton Bowl record with four TDs. **Russell Maryland**, the game's outstanding defensive player, had nine tackles and three sacks. Miami's defense set a Cotton Bowl mark with nine sacks and **Carlos Huerta's** 50-yard field goal tied a Cotton Bowl record.

SCORING

(4) Miami	12	7	14	13	46
(3) Texas	0	3	0	0	3

UM	Huerta 28 FG
UM	Huerta 50 FG
UM	Carroll 12 pass from Erickson (pass failed)
UT	Pollak 29 FG
UM	Carroll 24 pass from Erickson (Huerta kick)
UM	D. Smith 34 interception return (Huerta kick)
UM	Hill 48 pass from Erickson (Huerta kick)
UM	Bethel 4 pass from Erickson (kick failed)
UM	Conley 26 run (Huerta kick)

NATIONAL CHAMPIONS

1992 ORANGE BOWL

MIAMI 22, NEBRASKA 0 JANUARY 1, 1992 • MIAMI, FLA.

The No. 1-ranked Hurricanes capped a 12-0 season and claimed their fourth national championship in nine years by dominating the Big Eight Champion Nebraska Cornhuskers, 22-0, in front of an Orange Bowl crowd of 77,747. Miami used the running of **Larry Jones**, who responded with a career-high 144 yards rushing (earning him MVP honors) and a dominating defense to roll to victory. Miami played with the knowledge that earlier that day the No. 2-ranked Washington Huskies had soundly defeated the Michigan Wolverines in the Rose Bowl, and would ultimately claim a co-national championship with the Hurricanes. The Miami defense held Nebraska to a single yard of offense in the first quarter and 62 total in the first half en route to its second shutout of the year. For the game, UM recorded two interceptions, two fumble recoveries and five sacks, four by sophomore **Rusty Medearis**.

SCORING

(1) Miami	13	0	9	0	22
(11) Nebraska	0	0	0	0	0

UM	Williams 8 pass from Torretta (Huerta kick)
UM	Huerta 24 FG
UM	Huerta 24 FG
UM	L. Jones 1 run (2-point conversion failed)
UM	Huerta 54 FG

1993 SUGAR BOWL

ALABAMA 34, MIAMI 13 JANUARY 1, 1993 • NEW ORLEANS, LA.

The No. 1-ranked Hurricanes' dream of a second consecutive national championship and an unprecedented fifth title in 10 years ended with a 34-13 defeat at the hands of No. 2-ranked Alabama. **Gino Torretta** set a UM bowl record with 56 pass attempts, throwing for 278 yards on 24-of-56 passing, but had no TDs and three picks. A bright spot in the second half for Miami was **Kevin Williams'** Sugar Bowl-record 78-yard punt return for a touchdown in the fourth quarter.

BOWL GAME RECAPS

SCORING

(1) Miami	3	3	0	7	13
(2) Alabama	3	10	14	7	34

UA	Proctor 19 FG
UM	Prewitt 49 FG
UA	Proctor 23 FG
UA	Williams 2 rush (Proctor kick)
UM	Prewitt 42 FG
UA	Lassic 1 rush (Proctor kick)
UA	Teague 31 interception return (Proctor kick)
UM	Kevin Williams 78 punt return (Prewitt kick)
UA	Lassic 4 rush (Proctor kick)

1994 FIESTA BOWL

ARIZONA 29, MIAMI 0

JANUARY 1, 1994 • TEMPE, ARIZ.

The No. 10-ranked Hurricanes fell victim to the No. 16 Arizona Wildcats, 29-0, in the 23rd annual IBM OS/2 Fiesta Bowl before a sellout crowd of 72,260 and a national television audience. The Wildcats used a strong ground attack and stifling defense to hand the Canes their first shutout since 1979, a span of 168 games. It was also the first time that Miami had been shutout in a bowl game since a 26-0 loss to Bucknell in the 1935 Orange Bowl. The only bright spot for the Canes was receiver **Chris T. Jones**, who had six receptions for 98 yards.

SCORING

(10) Miami	0	0	0	0	0
(16) Arizona	9	7	6	7	29

UA	Dickey 13 pass from White (kick blocked)
UA	McLaughlin 39 FG
UA	Levy 68 rush (McLaughlin kick)
UA	McLaughlin 31 FG
UA	McLaughlin 21 FG
UA	Dickey 14 pass from White (McLaughlin kick)

1995 ORANGE BOWL

NEBRASKA 24, MIAMI 17

JANUARY 1, 1995 • MIAMI, FLA.

The third-ranked Hurricanes' dream of a fifth national title was dashed in front of a record crowd of 81,753 as the top-ranked Nebraska Cornhuskers overcame a 17-9 deficit with two fourth quarter touchdowns to propel them to a 24-17 victory and the 1994 national championship. Nebraska's defense took control after halftime by putting relentless pressure on Miami QB

Frank Costa and sacking him four times in the half (five times in the game), including one for a safety early in the third quarter. Miami's defense came up big, forcing two Nebraska turnovers. But Nebraska and its bruising offensive line controlled the final quarter of play.

SCORING

(3) Miami	10	0	7	0	17
(1) Nebraska	0	7	2	15	24

UM	Prewitt 44 FG
UM	T. Jones 35 pass from Costa (Prewitt kick)
NEB	Gilman 19 pass from Berringer (Sieler kick)
UM	J. Harris 44 pass from Costa (Prewitt kick)
NEB	Safety, Harris tackled Costa in end zone
NEB	Schlesinger 15 run (Alford pass from Frazier)
NEB	Schlesinger 14 run (Sieler kick)

1996 CARQUEST BOWL

MIAMI 31, VIRGINIA 21

DECEMBER 27, 1996 • MIAMI, FLA.

Miami won the 1996 Carquest Bowl in entertaining fashion with a 31-21 triumph over Virginia. Defensive standout **Tremain Mack** provided the fireworks with a pair of Miami touchdowns. Mack, who was a unanimous choice for game MVP, returned a UVA fumble 79 yards for a touchdown to give UM a 14-0 first quarter lead. Mack then gave the Canes an insurmountable 24-7 lead when he picked off Cavalier QB Tim Sherman in the second quarter and raced 42 yards to paydirt. Mack continued his heroics in the third quarter by blocking a Rafeal Garcia 29-yard field goal attempt, the first of two blocked FGs by the Canes.

Ryan Clement ignited the Hurricane offense throwing for a career-best 274 yards on 16-of-26 passing with one touchdown.

SCORING

(19) Miami	14	10	0	7	31
Virginia	7	0	7	7	21

UM	Green 70 pass from Clement (Crosland kick)
UM	Mack 79 fumble return (Crosland kick)
UVA	Crowell 29 pass from Brooks (Garcia kick)
UM	Crosland 20 FG
UM	Mack 42 interception return (Crosland kick)
UVA	Brooks 1 rush (Garcia kick)
UM	T. Jones 2 rush (Crosland kick)
UVA	T. Jones 3 rush (Garcia kick)

BOWL GAME RECAPS

1998 MICRON PC BOWL

MIAMI 46, NC STATE 23

DECEMBER 29, 1998 • MIAMI, FLA.

No. 24 Miami defeated NC State, 46-23, at the 1998 Micron PC Bowl. **Scott Covington** earned game MVP honors, finishing with 320 yards passing and two touchdowns on a 17-of-24 performance. His favorite target was **Santana Moss**, who had five catches for 141 yards including an 80-yard touchdown pass.

Edgerin James led the ground attack with 156 yards on 20 carries. UM's offense set a bowl record with 594 total yards. The defense made six tackles for loss and set a Micron PC bowl record with five interceptions. Linebacker **Dan Morgan** made 12 tackles and a forced fumble.

SCORING

(24) Miami	14	13	3	16	46
NC State	7	3	7	6	23

UM	King 4 pass from Covington (Crosland kick)
NCS	Barnette 1 rush (Deskevich kick)
UM	James 5 rush (Crosland kick)
UM	Moss 80 pass from Covington (kick blocked)
NCS	Deskevich 28 FG
UM	James 2 rush (Crosland kick)
UM	Crosland 31 FG
NCS	Spikes 30 rush (Deskevich kick)
UM	Jackson 13 rush (pass failed)
UM	Jackson 25 rush (Crosland kick)
NCS	Coleman 7 pass from Barnette (rush failed)
UM	Gaitan 29 FG

2000 GATOR BOWL

MIAMI 28, GEORGIA TECH 13

JANUARY 1, 2000 • JACKSONVILLE, FLA.

No. 23 Miami routed No. 15 Georgia Tech, 28-13, behind a dominating defensive performance that held a Yellow Jackets' offense ranked second nationally in scoring with an average of 40.7 points a game to a season-low 13 points. The Hurricanes struck on their opening possession with an eight-yard **James Jackson** touchdown run. Miami then took a 14-point lead early in the second quarter when sophomore QB **Kenny Kelly** capped a 73-yard drive with a 15-yard touchdown strike to **Andre King**. Following a Tech score, freshman All-America RB **Clinton Portis** set a UM bowl record with a 73-yard touchdown run to give the Canes a 21-7 halftime lead. Georgia Tech

could only muster a pair of second half field goals as the UM defense, behind the play of Gator Bowl MVP **Nate Webster**, shut down the Yellow Jackets' attack.

SCORING

(23) Miami	7	14	0	7	28
(15) Georgia Tech	0	7	6	0	13

UM	Jackson 8 run (Crosland kick)
UM	King 15 pass from Kelly (Crosland kick)
GT	Hamilton 17 run (Manger kick)
UM	Portis 73 run (Crosland kick)
GT	Manger 25 FG
GT	Manger 36 FG
UM	Wayne 17 pass from Dorsey (Crosland kick)

2001 SUGAR BOWL

MIAMI 37, FLORIDA 20

JANUARY 2, 2001 • NEW ORLEANS, LA.

Second-ranked Miami defeated No. 7 Florida, 37-20, in the Nokia Sugar Bowl to wrap up the Hurricanes' best season since 1994 at 11-1 and second in the national rankings. The Canes led, 27-20, with 12:50 remaining when UM turned to running back **Clinton Portis**, who finished with 97 yards on 18 carries. On the first play of the ensuing possession, CB **Phillip Buchanon** picked off Rex Grossman to set up a 3-yard touchdown run by **Najeh Davenport** that gave Miami control. QB **Ken Dorsey** was named the game's Most Valuable Player, completing 22-of-40 passes for 270 yards and three TDs.

SCORING

(2) Miami	10	3	14	10	37
(7) Florida	7	3	7	3	20

UF	Wells 23 pass from Grossman (Chandler kick)
UM	Sievers 44 FG
UM	Shockey 8 pass from Dorsey (Sievers kick)
UM	Sievers 29 FG
UF	Chandler 51 FG
UF	Graham 36 run (Chandler kick)
UM	Williams 19 pass from Dorsey (Sievers kick)
UM	Davenport 2 pass from Dorsey (Sievers kick)
UF	Chandler 26 FG
UM	Sievers 29 FG
UM	Davenport 3 run (Sievers kick)

BOWL GAME RECAPS

NATIONAL CHAMPIONS

2002 ROSE BOWL

MIAMI 37, NEBRASKA 14

JANUARY 3, 2002 • PASADENA, CALIF.

Miami lowered the boom on the Nebraska Cornhuskers in a decisive 37-14 victory in the 88th Rose Bowl game for the National Championship Miami's 12-0 season was capped by a performance indicative of much of the Hurricanes' season, as UM piled up a huge halftime lead and cruised to the victory. The top-ranked Hurricanes used three touchdown passes by **Ken Dorsey** to build a big early lead. **Andre Johnson** caught seven passes for 199 yards and two scores for the Hurricanes, who laid claim to their first national title since 1991. Dorsey and Johnson shared MVP honors and were helped by **Clinton Portis**, who carried 20 times for 104 yards and a score. Dorsey completed 22-of-35 passes for 362 yards, including 258 in the first half.

SCORING

(1) Miami	7	27	0	3	37
(4) Nebraska	0	0	7	7	14

UM	Johnson 49 pass from Dorsey (Sievers kick)
UM	Portis 39 run (Sievers kick)
UM	Lewis 47 interception return (Sievers kick)
UM	Shockey 21 pass from Dorsey (kick failed)
UM	Johnson 8 pass from Dorsey (Sievers kick)
NU	Davies 16 run (Brown kick)
NU	Groce 71 punt return (Brown kick)
UM	Sievers 37 FG

2003 FIESTA BOWL

OHIO STATE 31, MIAMI 24 (2OT)

JANUARY 3, 2003 • TEMPE, ARIZ.

Miami's 34-game winning streak came to an end as Ohio State defeated the Hurricanes 31-24 in double overtime to win the Fiesta Bowl and the BCS National Championship. Maurice Clarett scored his second touchdown on a five-yard run in the second overtime. Craig Krenzel had a pair of touchdown runs for the Buckeyes (14-0), who ended Miami's winning streak -- the sixth-longest in college football history -- in a game of high drama that was prolonged by a controversial pass interference call. It was the first-ever overtime in a BCS title game, despite Miami turning the ball over five times and losing **Willis McGahee** to

a knee injury in the fourth quarter. On the final play of regulation, **Todd Sievers** kicked a 40-yard field goal to tie it at 17-17. **Kellen Winslow Jr.** caught a seven-yard TD pass from **Ken Dorsey** in the first overtime. On 4th-and-goal from the 5, **Glenn Sharpe** batted away a pass intended for Chris Gamble. Miami began its celebration, but Sharpe was flagged for pass interference. Krenzel then scored on a one-yard run and Miami was stopped in the second overtime.

SCORING

(2) Ohio State	0	14	3	0	14	31
(1) Miami	7	0	7	3	7	24

UM	Parrish 25 pass from Dorsey (Sievers kick)
OSU	Krenzel 1 run (Nugent kick)
OSU	Clarett 1 run (Nugent kick)
OSU	Nugent 44 FG
UM	McGahee 9 run (Sievers kick)
UM	Sievers 40 FG
UM	Winslow 7 pass from Dorsey (Sievers kick)
OSU	Krenzel 1 run (Nugent kick)
OSU	Clarett 5 run (Nugent kick)

2004 FEDEX ORANGE BOWL

MIAMI 16, FLORIDA STATE 14

JANUARY 2, 2004 • MIAMI, FLA.

Ninth-ranked Miami used all its energy to take a tense 16-14 victory over eighth-ranked Florida State in the FedEx Orange Bowl at Pro Player Stadium, riding big performances by **Jarrett Payton** and **Jon Peattie** and a big play by **D.J. Williams**. The Hurricanes (11-2) defeated the Seminoles (10-3) for the fifth straight time, benefiting from a crucial missed field goal for the fifth time in the scintillating series since 1991. Xavier Beitia, who was wide left on a potential game-winning 43-yard field goal in the previous year's loss at Miami, was wide right on a 39-yarder with five and a half minutes to go. Payton, who victimized FSU for 97 yards and a TD catch in a win in October, ran for 131 on 22 carries to earn MVP honors. Peattie's career-best 51-yard field goal early in the third quarter was the only scoring in a grueling second half.

SCORING

(9) Miami	3	10	3	0	16
(8) Florida State	0	14	0	0	14

UM	Peattie 32 FG
FSU	Booker 9 pass from Rix (Beitia kick)

BOWL GAME RECAPS

FSU Henshaw 7 pass from Rix (Beitia kick)
 UM T. Moss 3 run (Peattie kick)
 UM Peattie 44 FG
 UM Peattie 51 FG

2004 CHICK-FIL-A PEACH BOWL MIAMI 27, FLORIDA 10 DECEMBER 31, 2004 • ATLANTA, GA.

The Miami Hurricanes settled for the state title in the Chick-fil-A Peach Bowl. **Devin Hester** returned a blocked field goal 78 yards for a touchdown, **Roscoe Parrish** returned a punt 72 yards for a score and the No. 14 Hurricanes beat No. 20 Florida, 27-10, at the Georgia Dome. UM earned a third consecutive "state title" by beating Florida and Florida State in the same season and extended its winning streak against the Gators to six games. **Brock Berlin** finished 13-of-23 for 171 yards. Miami's special teams and defense did the most damage on New Year's Eve. After a blocked punt, UM's **Thomas Carroll** blocked Matt Leach's 32-yard field goal try. Hester picked up the loose ball and sprinted the other way for a score. **Jon Peattie** also nailed a 47-yarder to give the Canes a 10-3 lead. Miami forced Florida to punt on the ensuing possession, and Parrish caught the linedrive kick and ran untouched up the seam for a 72-yard score.

SCORING

(20) Florida	0	3	7	0	10
(14) Miami	7	10	7	3	27

UM Hester 78 blocked field goal return (Peattie kick)
 UF Leach 34-yard field goal
 UM Peattie 47-yard field goal
 UM Parrish 72 punt return (Peattie kick)
 UM Moore 20 pass from Berlin (Peattie kick)
 UF Cornelius 45 pass from Leak (Leach kick)
 UM Peattie 32-yard field goal

2005 CHICK-FIL-A PEACH BOWL LSU 40, MIAMI 3 DECEMBER 30, 2005 • ATLANTA, GA.

Making his first-career start, Matt Flynn threw for two touchdowns as No. 10 LSU defeated No. 9 Miami, 40-3, in the Chick-fil-A Peach Bowl. Flynn spear-headed a 17-point outburst in the second quarter with touchdown passes of 51 yards and four yards that gave the Tigers (11-2) a 20-3 advantage at the break. He completed 13-of-22 passes for 196 yards without

a turnover. On Miami's first possession, **Devin Hester** lined up at tailback and receiver and also took a direct snap at quarterback. Hester had two catches for 40 yards and six carries for 24 yards. Hester had a 24-yard run on the possession to set up a field goal. **Jon Peattie** kicked a 21-yard field goal to open the scoring in the first quarter for Miami.

SCORING

(9) Miami	3	0	0	0	3
(10) LSU	3	17	14	6	40

UM Peattie 21 FG
 LSU Jackson 37 FG
 LSU Davis 51 pass from Flynn (David kick)
 LSU Jackson 47 FG
 LSU Addai 4 pass from Flynn (David kick)
 LSU Addai 6 run (David kick)
 LSU Hester 1 run (David kick)
 LSU David 35 FG
 LSU Jackson 50 FG

2006 MPC COMPUTERS BOWL MIAMI 21, NEVADA 20 DECEMBER 31, 2006 • BOISE, IDAHO

Kirby Freeman threw for 272 yards and two long touchdowns and ran for another score, **Chavez Grant** made a game-saving interception with 18 seconds left and the Hurricanes sent departing coach **Larry Coker** out with a dramatic 21-20 win over Nevada in the MPC Computers Bowl. Freeman threw a 78-yard touchdown pass to **Sam Shields** with 5:59 left in the third quarter to break what was a 14-14 tie and put the Hurricanes (7-6) ahead for good. Freeman also had a 52-yard pass to **Ryan Moore** late in the first half. Shields caught four passes for 101 yards for Miami, while Moore made only two catches, but finished with 96 yards for the Hurricanes.

SCORING

Miami	7	7	7	0	21
Nevada	2	9	3	6	20

UM Freeman 1 run (Peattie kick)
 NEV Team safety (Freeman intentional grounding in EZ)
 NEV Mitchell 27 from Rowe (Rowe run failed)
 UM R. Moore 52 from Freeman (Peattie kick)
 NEV Jaekle 33 FG
 NEV Jaekle 31 FG
 UM Shields 78 pass from Freeman (Peattie kick)

BOWL GAME RECAPS

NEV Jaekle 44 FG
 NEV Jaekle 40 FG

2008 EMERALD BOWL

CAL 24, MIAMI 17
DECEMBER 27, 2008 • SAN FRANCISCO, CALIF.

Zack Follett forced a fumble by **Jacory Harris** deep in Miami territory with 3:28 left and Anthony Miller scored the go-ahead touchdown on his first career catch moments later in California's 24-17 victory in the Emerald Bowl. Jahvid Best rushed for a bowl-record 186 yards and two touchdowns, yet the Golden Bears (9-4) still needed a big defensive play and an unlikely hero to hold off the Hurricanes (7-6) in front of a Bay Area crowd teeming with screaming Cal fans. Harris played well in the freshman's second career start, going 25-of-41 for 194 yards and two TDs. **LaRon Byrd** and **Thearon Collier** caught Harris' scoring passes for Miami, which tied it on **Matt Bosher's** 22-yard field goal with 9:13 to play.

SCORING

Miami	0	7	7	3	17
Cal	14	0	3	7	24

CAL	Best 1 run (Tavecchio kick)
CAL	Best 42 run (Tavecchio kick)
UM	Byrd 9 pass from Harris (Bosher kick)
UM	Collier 6 pass from Harris (Bosher kick)
CAL	Tavecchio 23 FG
UM	Bosher 22 FG
CAL	Miller 2 pass from Longshore (Tavecchio kick)

2009 CHAMPS SPORTS BOWL

WISCONSIN 20, MIAMI 14
DECEMBER 30, 2009 • ORLANDO, FLA.

John Clay had 121 yards rushing and two touchdowns, powering No. 24 Wisconsin past No. 14 Miami 20-14 in the Champs Sports Bowl. Scott Tolzien threw for 260 yards and Montee Ball added 61 yards rushing for the Badgers. Miami's **Jacory Harris** struggled before throwing a touchdown pass to **Thearon Collier** with 1:22 remaining. The Hurricanes recovered the onside kick, but Harris threw incomplete on fourth down to end any hope of a comeback. Harris, who threw for 188 yards, was slowed by an injured right thumb, a brace around his left leg and a Badgers team that smothered him with five sacks. Wisconsin's running

game helped it hold the ball for nearly 40 minutes, leaving little time for Miami to work.

SCORING

(15) Miami	7	0	0	7	14
(25) Wisconsin	7	10	0	3	20

UM	Cooper 16 run (Bosher kick)
UW	Clay 3 run (Welch kick)
UW	Clay 3 run (Welch kick)
UW	Welch 37 FG
UW	Welch 29 FG
UM	Collier 14 pass from Harris (Bosher kick)

2010 HYUNDAI SUN BOWL

NOTRE DAME 33, MIAMI 17
DECEMBER 31, 2010 • EL PASO, TEXAS

Freshman QB Tommy Rees passed for 201 yards and two touchdowns to Michael Floyd as Notre Dame beat Miami, 33-17, in the Sun Bowl. Notre Dame (8-5) reached the end zone on three of its first four possessions. The Hurricanes trailed, 30-3, going into the fourth quarter. Miami scored twice in the fourth quarter when **Stephen Morris** threw a 6-yard TD pass to **Leonard Hankerson** and a 42-yard scoring play to **Tommy Streeter**, but it was too late by then. The Canes trailed, 27-0, late in the first half and the player with the most catches from a Hurricanes quarterback was Irish safety Harrison Smith, who intercepted three passes.

SCORING

Notre Dame	14	13	3	3	33
Miami	0	3	0	14	17

ND	Floyd 3 pass from Rees (Ruffer kick)
ND	Floyd 34 pass from Rees (Ruffer kick)
ND	Wood 34 run (Ruffer kick)
ND	Ruffer 40 FG
ND	Ruffer 50 FG
UM	Bosher 47 FG
ND	Ruffer 19 FG
UM	Hankerson 6 pass from Morris (Bosher kick)
UM	Streeter 42 pass from Morris (Bosher kick)
ND	Tausch 34 FG

BOWL GAME RECAPS

2013 RUSSELL ATHLETIC BOWL

LOUISVILLE 36, MIAMI 9
DECEMBER 28, 2013 • ORLANDO, FLA.

Teddy Bridgewater threw three touchdowns and ran for another score to lead No. 18 Louisville to a 36-9 win over future ACC rival Miami. Bridgewater threw for a career-high 447 yards on 35-of-45 passing. Miami opened the game with a bang, as **Deon Bush** sacked Bridgewater in the end zone for a safety. After that, Louisville reeled off 36 unanswered points. Freshman RB **Gus Edwards** rushed for a team-high 38 yards and a touchdown, while QB **Stephen Morris** completed 12-of-27 passes for 160 yards and was sacked four times in his final game in a Miami uniform.

SCORING

Miami	2	0	0	7	9
(18) Louisville	6	16	7	7	36

UM	Bush safety
UL	Wallace 36 FG
UL	Wallace 43 FG
UL	Wallace 42 FG
UL	Parker 26 pass from Bridgewater (Wallace kick)
UL	Harris 12 pass from Bridgewater (Wallace kick)
UL	Perry 24 pass from Bridgewater (Wallace kick)
UL	Bridgewater 1 run (Wallace kick)
UM	Edwards 2 run (Goudis kick)

2014 DUCK COMMANDER INDEPENDENCE BOWL

SOUTH CAROLINA 24, MIAMI 21
DECEMBER 27, 2014 • SHREVEPORT, LA.

Duke Johnson rushed for 132 yards and added another 51 yards on five receptions but Miami fell to South Carolina, 24-21, in the Duck Commander Independence Bowl. Johnson's performance tied him with Clinton Portis and Edgerrin James for the most career 100-yard games with 14. Miami's **Brad Kaaya** threw for 236 yards, one touchdown and one interception.

SCORING

Miami	3	3	8	7	21
South Carolina	0	17	0	7	24

UM	Badgley 27 FG
UM	Badgley 26 FG
SC	Cooper 78 pass from Thompson (Fry kick)
SC	Davis 15 pass from Thompson (Fry kick)

SC	Fry 32 FG
UM	Edwards 3 run (Lewis pass from Kaaya)
SC	Thompson 2 run (Fry kick)
UM	Dorsett 11 pass from Kaaya (Badgley kick)

2015 HYUNDAI SUN BOWL

WASHINGTON STATE 20, MIAMI 14
DECEMBER 26, 2015 • EL PASO, TEXAS

Luke Falk threw two touchdown passes to lead Washington State to a 20-14 victory over Miami in the snowy Sun Bowl. Washington State led 20-7 at the half and looked in total control, limiting Miami to three first downs over the second and third quarters. The Hurricanes rallied in a blizzard in the fourth. **Braxton Berrios'** 60-yard end-around run set up **Mark Walton's** 5-yard scoring run that cut it to 20-14 with 13:10 left. The Cougars, the top passing team in the nation during the regular season, were shut out in the second half, leaving it to their defense to wrap up the victory. After a Cougars punt, the Hurricanes were at the Washington State 28, but an end-over-end halfback pass from **Joe Yearby** was intercepted by Shalom Lunai with 2:58 to play to seal it for Washington State. **Brad Kaaya** was 17-of-30 for 219 yards with one interception. He appeared to give the Hurricanes a 14-7 lead in the second quarter when he connected in the end zone with receiver **Rashawn Scott**, but the ball came out of Scott's hands and was intercepted by Peyton Pelluer.

SCORING

Miami	7	0	0	7	14
Washington State	7	13	0	0	20

WSU	Morrow 31 pass from Falk (Powell kick)
UM	Coley 4 pass from Kaaya (Badgley kick)
WSU	Powell 30 FG
WSU	Marks 25 pass from Falk (Powell kick)
WSU	Powell 25 FG
UM	Walton 5 run (Badgley kick)

BOWL GAME RECAPS

2016 RUSSELL ATHLETIC BOWL


MIAMI 31, WEST VIRGINIA 14
DECEMBER 28, 2016 • ORLANDO, FLA.

In dire need of some offense and with his team trailing West Virginia early in the Russell Athletic Bowl, University of Miami head coach Mark Richt called a simple hitch route to open the Hurricanes' seventh offensive series. Freshman wide receiver **Ahmmmon Richards** caught a pass and blew by four defenders for a 51-yard touchdown, jumpstarting a dominant stretch by Russell Athletic Bowl MVP **Brad Kaaya** that propelled Miami to its first bowl win since 2006, 31-14 over West Virginia. After Kaaya hit Richards, 48,625 fans watched the junior complete 18 of his next 20 passes, a streak that included a Miami bowl record-tying four touchdown passes. The Hurricanes (9-4) offense had strung together six straight three-and-outs and totaled just 31 yards over their first six drives, but something clicked for Miami after the Richards touchdown. Miami scored points on five straight possessions, including touchdown passes from Kaaya to **Malcolm Lewis**, **Braxton Berrios** and **David Njoku**. Kaaya's four touchdown passes matched Craig Erickson's performance in the 1991 Cotton Bowl.

SCORING

West Virginia	7	0	7	0	14
Miami	0	21	10	0	31

WVU	McKoy 6 run (Molina kick)
UM	Richards 51 pass from Kaaya (Badgley kick)
UM	Lewis 3 pass from Kaaya (Badgley kick)
UM	Berrios 26 pass from Kaaya (Badgley kick)
UM	Njoku 23 pass from Kaaya (Badgley kick)
WVU	Howard 4 run (Molina kick)
UM	Badgley 30 FG



MISCELLANEOUS HISTORY

MIAMI AS NO. 1 IN AP POLL

Miami is 43-6 when ranked No. 1 in the Associated Press Poll. During the 2001 and 2002 seasons, the Hurricanes owned a 21-game winning streak as the nation's No. 1 team before a loss in the 2003 Fiesta Bowl.

DATE	OPP	OPPONENT	W/L	SCORE
Sept. 8, 1984	14	at Michigan	L	14-22
Oct. 4, 1986	—	Northern Illinois	W	34-0
Oct. 11, 1986	—	at West Virginia	W	58-14
Oct. 18, 1986	—	at Cincinnati	W	45-13
Nov. 1, 1986	20	Florida State	W	41-23
Nov. 8, 1986	—	at Pittsburgh	W	37-10
Nov. 15, 1986	—	Tulsa	W	23-10
Nov. 27, 1986	—	East Carolina	W	36-10
Jan. 2, 1987	2	vs. Penn State ¹ (Fiesta)	L	10-14
Sept. 17, 1988	1	at Michigan	W	31-30
Sept. 24, 1988	15	Wisconsin	W	23-3
Oct. 1, 1988	—	Missouri	W	55-0
Oct. 15, 1988	4	at Notre Dame	L	30-31
Sept. 8, 1990	16	at BYU	L	21-28
Nov. 23, 1991	—	at Boston College	W	19-14
Nov. 30, 1991	—	San Diego State	W	39-12
Jan. 1, 1992	11	vs. Nebraska ¹ (Orange)	W	22-0
Sept. 5, 1992	23	at Iowa	W	24-7
Sept. 19, 1992	—	Florida A&M	W	38-0
Sept. 26, 1992	—	Arizona	W	8-7
Oct. 17, 1992	—	TCU	W	45-10
Oct. 24, 1992	—	at Virginia Tech	W	43-23
Oct. 31, 1992	—	West Virginia	W	35-23
Nov. 14, 1992	—	Temple	W	48-0
Nov. 21, 1992	8	at Syracuse	W	16-10
Nov. 28, 1992	—	at San Diego State	W	63-17
Jan. 1, 1993	2	vs. Alabama ¹ (Sugar)	L	13-34
Sept. 8, 2001	—	Rutgers	W	61-0
Sept. 27, 2001	—	at Pittsburgh	W	43-21
Oct. 6, 2001	—	Troy	W	38-7
Oct. 13, 2001	—	West Virginia	W	45-3
Nov. 3, 2001	—	Temple	W	38-0
Nov. 10, 2001	—	at Boston College	W	18-7
Nov. 17, 2001	14	Syracuse	W	59-0
Nov. 24, 2001	12	Washington	W	65-7
Dec. 1, 2001	14	at Virginia Tech	W	26-24
Jan. 3, 2002	4	vs. Nebraska ¹ (Rose)	W	37-14
Aug. 31, 2002	—	Florida A&M	W	63-17
Sept. 7, 2002	6	at Florida	W	41-16
Sept. 14, 2002	—	at Temple	W	44-21
Sept. 21, 2002	—	Boston College	W	38-6
Oct. 5, 2002	—	Connecticut	W	48-14
Oct. 12, 2002	9	Florida State	W	28-27
Oct. 26, 2002	—	at West Virginia	W	40-23
Nov. 2, 2002	—	at Rutgers	W	42-17
Nov. 21, 2002	17	Pittsburgh	W	28-21
Nov. 30, 2002	—	at Syracuse	W	49-7
Dec. 7, 2002	17	Virginia Tech	W	56-45
Jan. 3, 2003	2	vs. Ohio State ¹ (Fiesta)	L	24-31

1 — National Championship game

MIAMI VS. NO. 1 IN AP POLL

Since the Associated Press began its national collegiate football poll in 1936, the University of Miami has faced the top-ranked team 16 times. Over the years, the Hurricanes have gone 9-7 against the AP's No. 1 team.

DATE	UM	OPPONENT	W/L	SCORE
Oct. 10, 1959	—	at LSU	L	3-27
Sept. 26, 1975	—	Oklahoma	L	17-20
Nov. 17, 1979	—	at Alabama	L	0-30
Oct. 31, 1981	—	Penn State	W	17-14
Jan. 2, 1984	5	vs. Nebraska ¹	W	31-30
Aug. 27, 1984	10	Auburn	W	20-18
Sept. 27, 1986	2	Oklahoma	W	28-16
Jan. 1, 1988	2	Oklahoma	W	20-14
Sept. 3, 1988	6	Florida State	W	31-0
Nov. 25, 1989	7	Notre Dame	W	27-10
Nov. 16, 1991	2	at Florida State	W	17-16
Oct. 9, 1993	3	at Florida State	L	10-28
Jan. 1, 1995	3	Nebraska ¹	L	17-24
Oct. 7, 1995	—	at Florida State	L	17-41
Oct. 9, 1999	19	at Florida State	L	21-31
Oct. 7, 2000	7	Florida State	W	27-24

1 — National Championship game

COLLEGE AND PRO FOOTBALL HALLS OF FAME



JIM OTTO
PRO FOOTBALL HALL OF FAME INDUCTEE (1980)
CENTER (1957-59)

The Wausau, Wis., native was awarded the NFL's most prestigious honor his first year of eligibility in 1980 and was the first Hurricanes player so honored...a two-year starter for the Hurricanes (1958-59), Otto went on to one of the most prolific careers in the history of pro football...made his jersey number 00 famous through 210 consecutive starts and 308 total games (both team records) for the AFL and NFL Oakland Raiders...earned All-Pro all 10 seasons of the AFL's existence (1960-69) and was chosen All-AFC...played in the NFL Pro Bowl the first three seasons after the leagues merged.



TED HENDRICKS
PRO FOOTBALL HALL OF FAME INDUCTEE (1990)
COLLEGE FOOTBALL HALL OF FAME INDUCTEE (1987)
DEFENSIVE END (1966-68)

The only Hurricane to have his number retired at UM and be inducted into both the Pro and College Football Halls of Fame...was the first UM player selected to the College Football Hall of Fame, entering the Hall in 1986...Miami's only three-time All-American (1966, 1967, 1968)...placed fifth in Heisman Trophy voting in 1968...the "Mad Stork" came out of the University of Miami and immediately became a force in the NFL...switched from defensive end to linebacker and spent five years with the Baltimore Colts, one with the Green Bay Packers and nine with the Oakland/Los Angeles Raiders...Hendricks played on four Super Bowl championship teams: the 1970 Colts, 1976 and 1980 Oakland


Raiders and 1983 Los Angeles Raiders...the second Hurricanes player to receive pro football's highest honor, Hendricks was inducted into the Hall in 1990.



JIM KELLY
PRO FOOTBALL HALL OF FAME INDUCTEE (2002)
QUARTERBACK (1979-82)

East Brady, Pa., native was one of the key players in the rejuvenation of the University of Miami football program...engineered milestone victories over Penn State (1979, 1981) and Notre Dame (1981), along with UM's 1980 Peach Bowl win over Virginia Tech...played in the NFL from 1986 to 1996 with the Buffalo Bills after three seasons with the USFL's Houston Gamblers (1983-85)...selected by the Bills in the first round (14th player overall) of the 1983 NFL draft...joined the Bills in 1986...became the fourth-fastest quarterback in NFL history to reach 30,000 yards passing...passed for more than 3,000 yards in a season eight times...mastered the no-huddle offense that became a Bills' trademark...led Buffalo to an unprecedented four straight Super Bowl appearances...at the time of his retirement, his 84.4 passer rating ranked sixth all-time, his 35,467 career passing yards ranked 10th, his 2,874 completions ranked eighth, and his 237 touchdowns ranked 13th...led the NFL in passing in 1990, posting a 101.2 passer rating, only the fifth quarterback to maintain a rating over 100...led the AFC in passing in 1991...named to five Pro Bowls...All-Pro in 1991, All-Pro second team in 1990 and 1992...Inducted into the Pro Football Hall of Fame in 2002.

COLLEGE AND PRO FOOTBALL HALLS OF FAME



JACK HARDING
COLLEGE FOOTBALL HALL OF FAME INDUCTEE (1980)
HEAD COACH (1937-42, 1945-47)

Came to Miami as athletics director and head coach in 1937 and became UM's first football legend...compiled a record of 54-32-3 in nine seasons, surrounding a two-year stint in the Navy during World War II... moved the Hurricanes to major college status and gained a reputation as a nationally respected coach and administrator...served 26 years as athletics director at Miami until his death in 1963...inducted in the Hall of Fame in 1980.



ANDY GUSTAFSON
COLLEGE FOOTBALL HALL OF FAME INDUCTEE (1985)
HEAD COACH (1948-63)

Led UM to a 93-65 record in 16 seasons as head coach in what became known as "The Glory Years" of Hurricane football...developed the "Drive Series" belly option, considered the forerunner of the veer and wishbone offenses...his teams went to four bowl games and nine players earned first team All-America status...inducted into the College Football Hall of Fame in 1985.



DON BOSSELER
COLLEGE FOOTBALL HALL OF FAME INDUCTEE (1990)
RUNNING BACK (1953-56)

Former Hurricane All-American (1956), Bosseler joined his old Miami coach, Andy Gustafson in the Hall...Bosseler led his team to an 8-1-1 record and No. 6 ranking in 1956, UM's highest ranking until the 1983 National Championship...he was not only an All-American, but he was the team captain, voted the outstanding player in Florida, the Senior Bowl MVP and picked for the College All-Star game...the Washington Redskins drafted him in the first round in 1957 and he gained 3,112 yards over an eight-year career... gained 1,642 yards rushing in his UM career...inducted into the Hall of Fame in 1990.



BENNIE BLADES
COLLEGE FOOTBALL HALL OF FAME INDUCTEE (2006)
SAFETY (1985-87)

Named first-team All-America in both 1986 and 1987 by both Associated Press and United Press International, adding honors as a senior in 1987 from Kodak, The Sporting News, the Walter Camp Foundation and the Football Writers Association of America...received the Jim Thorpe Award as college football's best defensive back in 1987, when he led UM to the national championship and a 12-0 record...as a senior, made 124 tackles, intercepted five passes and was named a consensus All-American...ended his UM career as the school's all-time leader with 19 interceptions and 305 interception return yards (both since broken)...also set school records for most consecutive games with an

COLLEGE AND PRO FOOTBALL HALLS OF FAME

interception (five), total tackles by a safety (286), and unassisted tackles by a safety (155)...led the nation in interceptions in 1986 (0.91 per game)...was a first-round draft choice of the Detroit Lions (the third pick overall) in the 1988 NFL Draft.



ARNOLD TUCKER
COLLEGE FOOTBALL HALL OF FAME INDUCTEE (2008)
QUARTERBACK (MIAMI 1943, ARMY 1944-46)

Played for the University of Miami in 1943...part of three national championship teams with Army (1944-46)...was undefeated at Army, leading his fellow cadets to an unparalleled 27-0-1 record during his career...Earned All-America honors in 1946...passed for 1,127 yards and 10 touchdowns in his three-year campaign...later served in numerous capacities for both the Army and Air Force, including Deputy Chief of Operations for the 5th AF in Japan from 1968-1970 and Commanding Officer of the 16th Special Operations Squadron in Thailand in 1970...from 1971-74, Tucker acted as Commanding Officer of the Army ROTC program at the University of Miami...he retired as a Lieutenant Colonel and presently lives in the Miami area.



MICHAEL IRVIN
PRO FOOTBALL HALL OF FAME INDUCTEE (2007)
WIDE RECEIVER (1985-87)

Three-time Super Bowl champion and leader of UM's 1987 national championship team ... One of the elite receivers in Dallas Cowboys and NFL history ... Cowboys' first-round pick in 1988, the 11th player overall ... Played 12 seasons ... Selected to five straight

Pro Bowls (1991-95) ... Led the NFL with 1,523 yards on 93 receptions in 1991 ... Recorded 1,000-yard seasons in all but one year from 1991-98 ... Set an NFL record with 11 100-yard games in 1995...Totaled 750 receptions for 11,904 yards and 65 touchdowns ... Had 47 100-yard games ... Named to NFL's All-Decade Team of the 1990s ... Teamed with quarterback Troy Aikman and running back Emmitt Smith to give the Cowboys' three of the top play-makers in pro football ... Won back-to-back Super Bowls over the Buffalo Bills (XXVII and XXVIII) and over the Pittsburgh Steelers (XXX) ... Had his finest season in 1995 with 111 receptions for 1,603 yards and 10 touchdowns ... Fort Lauderdale native who attended St. Thomas Aquinas High School ... Inducted into the Pro Football Hall of Fame in 2007.



GINO TORRETTA
COLLEGE FOOTBALL HALL OF FAME INDUCTEE (2009)
QUARTERBACK (1989-92)

Selected for induction into the College Football Hall of Fame by the National Football Foundation and College Hall of Fame on April 30, 2009 ... Fifth Miami player to be selected into the Hall, joining former Canes Bennie Blades (2006), Arnold Tucker (2008), Don Bosseler (1990) and Ted Hendricks (1987) ... Member of the 1989 and 1991 national championship teams ... Awarded unanimous First Team All-America honors and the Heisman Trophy in addition to the Davey O'Brien, Johnny Unitas Golden Arm, Maxwell and Walter Camp awards as a senior in 1992 ... Finished his Miami career with 11 school passing records, including career attempts (991), completions (555), yards (7,690), total offense (7,772), longest pass (99 yards to Horace Copeland vs. Arkansas, an NCAA record) and most passing yards in a game (485 vs. San Diego State) ... A 2008 Ring of Honor inductee ... Led Miami to a 26-2 record as a starter and was part of Miami's NCAA record 58-game home winning streak.

HISTORY

COLLEGE AND PRO FOOTBALL HALLS OF FAME



RUSSELL MARYLAND
COLLEGE FOOTBALL HALL OF FAME INDUCTEE (2011)
DEFENSIVE TACKLE (1987-90)

Maryland was a member of Miami's 1987 and 1989 National Championship teams ... Most prolific work came as senior in 1990 ... During final season with Canes, he recorded 96 tackles (54 solo), including 10.5 quarterback sacks, seven tackles for losses and 19 quarterback pressures ... Also forced five fumbles and broke up two passes ... Became first Hurricane to win 1990 Outland Trophy, given to best defensive lineman in college football ... Also a unanimous All-America selection and named UPI Lineman of the Year ... Best game came in 1991 Cotton Bowl against Texas ... Recorded three sacks for loss of 28 yards and nine tackles, while Hurricanes' defense caused five Longhorn turnovers, each leading to UM touchdowns ... Finished college career with 279 tackles, 25 tackles for losses and 20.5 quarterback sacks ... Jack Harding Most Valuable Player Award winner in 1990 and led Hurricanes to four consecutive bowl berths, two national championships and overall record of 45-3-0 during career ... In 1991 NFL Draft, Maryland was selected as first overall pick by Dallas Cowboys ... Pro Bowl selection in 1993 and won three Super Bowls with Cowboys in 1992, 1993 and 1995 ... Played professionally for nine years with Cowboys (1991-95), Oakland Raiders (1996-99) and Green Bay Packers (2000).



CORTEZ KENNEDY
PRO FOOTBALL HALL OF FAME INDUCTEE (2012)
DEFENSIVE TACKLE (1988-89)

Fifth Hurricane player to be enshrined in Canton, joining Jim Otto (1980), Ted Hendricks (1990), Jim Kelly (2002) and Michael Irvin (2007) ... Kennedy registered 58 sacks and scored one touchdown on fumble recovery in his 11-season career with the Seattle Seahawks ... No. 3 overall pick in the 1990 NFL Draft, Kennedy had a streak of 116 games played, earned selection to eight Pro Bowls (1992-97, 1999, 2000) and missed just nine games out of a possible 176 in his career ... As a senior defensive tackle in 1989, he emerged as a dominant force on what many considered to be the nation's top defensive line unit ... Kennedy started all 12 games and his tenacious defense helped lead UM to a 11-1 season, a victory in the Sugar Bowl over Alabama and the 1989 National Championship ... Earned second-team AP All-American honors.




JIMMY JOHNSON
COLLEGE FOOTBALL HALL OF FAME INDUCTEE (2012)
HEAD COACH (1979-88)

Johnson was ninth Miami Hurricane inducted into College Football Hall of Fame and the third coach from the Hurricanes to be enshrined ... In his five seasons at UM (1984-88), Johnson compiled a 52-9 record and guided the Canes to the 1987 National Championship ... Miami went a perfect 12-0 in 1987 and defeated six nationally ranked teams, including a 20-14 victory over then-No. 1 Oklahoma in the Orange Bowl ... Including his five seasons as the head coach of Oklahoma


COLLEGE AND PRO FOOTBALL HALLS OF FAME

State, Johnson's career collegiate record stands at 81-34-3 ... Johnson left Miami after the 1988 season to replace the legendary Tom Landry as head coach of the Dallas Cowboys...His five-year stay in Dallas culminated with back-to-back Super Bowl wins in 1992 and 1993... Johnson is one of just six men to coach consecutive Super Bowl champions.



VINNY TESTAVERDE COLLEGE FOOTBALL HALL OF FAME INDUCTEE (2013) QUARTERBACK (1982, 1984-86)

Seventh Miami Hurricane player (10th overall) inducted into College Football Hall of Fame ... One of the greatest quarterbacks in school history, Testaverde was Miami's first Heisman Trophy winner in 1986, while also winning the Walter Camp Player of the Year Award, Maxwell Award and Davey O'Brien Trophy ... Led the Hurricanes to three bowl berths, including the 1987 Fiesta Bowl, which determined the national champion ... A redshirt on Miami's 1983 national championship team ... Went 23-3 as a starter playing for legendary coaches Howard Schnellenberger and Hall of Famer Jimmy Johnson ... Tampa Bay selected Testaverde as the No. 1 overall selection in the 1987 NFL Draft ... Pro career spanned 21 seasons with seven different teams ... 1998 All-Pro and two-time Pro Bowl selection finished his NFL career seventh all-time in passing yards (46,233) and eighth in touchdowns (275).



WARREN SAPP PRO FOOTBALL HALL OF FAME INDUCTEE (2013) DEFENSIVE TACKLE (1995-2007)

Sixth Miami Hurricane enshrined in the Pro Football Hall of Fame ... Sapp spent 13 seasons in the NFL (198 games), playing for the Tampa Bay Buccaneers (1995-2003) and the Oakland Raiders (2004-07) ... A first-round pick (12th overall) by Tampa Bay in the 1995 NFL Draft, Sapp started for the Bucs en route to earning All-Rookie Team honors in 1995 ... Amassed 96.5 career sacks despite playing on interior of defensive line ... Named 1999 NFL Defensive Player of the Year after helping lead Tampa Bay to its first division title in 18 years ... A year later, he recorded a career-high 16.5 sacks in 2000. He led the Buccaneers to a 48-21 win over Oakland in Super Bowl XXXVII ... Second-team All-NFL selection in 1997 and 1998, he was selected to seven Pro Bowls and was named to the NFL's All-Decade Teams of the 1990s and 2000s ... Sapp finished his professional career with 569 tackles, 96.5 sacks, eight forced fumbles and four interceptions ... A two-time All-BIG EAST selection, Sapp was awarded the Bronko Nagurski Trophy (best defensive player), Rotary Lombardi Award (best lineman or linebacker) and the Bill Willis Award (best defensive lineman) in 1994 ... Earned BIG EAST Defensive Player of the Year honors the same year, finishing the season with 84 tackles, 10.5 sacks, four forced fumbles and three fumble recoveries.

ALL-AMERICANS

AL CARAPELLA (T, 1950)

Miami's first first-team All-America selection by The Associated Press ... Converted fullback, Carapella became star on the defensive line.

JIM DOOLEY (HB, 1951)

First-team All-American by The Associated Press ... first player at Miami to have jersey retired (42) ... topped 1,000-yard rushing mark in UM career ... set UM bowl record with four interceptions vs. Clemson in 1952 Gator Bowl ... member of Gator Bowl Hall of Fame ... UM's first first-round NFL selection (Chicago Bears) ... Chicago Bears head coach from 1968-71 (20-36, .357).

NICK CHICKILLO (G, 1952)

First-team All-American by The Associated Press ... Standout player on both the offensive and defensive line while playing in the glory days of the early 1950s ... Regarded as one of the truly great 60-minute men in program history ... Driving force behind UM squads which split Orange Bowl Classic games with Clemson in 1950 and 1951 ... Three-year starter for the Canes.

FRANK McDONALD (E, 1954)

First-team All-American by Sporting News ... led Hurricanes in pass receiving in each of 1952-54 seasons ... finished UM career with 69 receptions for 855 yards seventh-round draftee of Baltimore Colts.

DON BOSSELER (FB, 1956)

First-team All-American by The Associated Press ... rushed for 1,642 yards which ranked second all-time at end of UM career ... first-round draftee of Washington Redskins in 1957 NFL Draft ... left Redskins after the 1964 season as Washington's all-time leading rusher (3,112 yards) ... inducted in College Football Hall of Fame in December 1990.

FRAN CURCI (QB, 1959)

First-team All-American by The Associated Press ... garnered Academic All-American honors ... had 1,328 yards in total offense as senior ... in 1959, completed 100 of 195 passes for 1,068 yards ... served as UM's head football coach for 1971 and 1972 seasons ... member of Florida Sports Hall of Fame.

BILL MILLER (WR, 1960 & 1961)

Consensus All-American in 1961 ... First-team All-American by The Associated Press, United Press International, Newspaper Enterprise Association, *Sporting News*, Football Writers Association of America and American Football Coaches Association as senior ... became first UM junior to earn first-team All-America honors in 1960 (FWAA) when he caught 26 passes for 413 yards and five touchdowns ... third-round draftee of NFL's Minnesota Vikings and second-round pick of Dallas Texans (AFL).

GEORGE MIRA, SR. (QB, 1962 & 1963)

First-team All-American by *Look Magazine* (Football Writers Association of America), The Associated Press and CBS Television ... One of only four players in UM football history to have jersey retired (10) ... finished fifth in 1962 Heisman Trophy balloting ... led nation in total offense as senior (2,318 yards) ... tied NCAA record for career pass completions (368, Don Klosterman of Loyola, California) ... named Amateur Athlete of the Year in Florida by Florida Sportswriters Association in 1962 ... nicknamed "The Matador" ... second-round draftee of NFL's San Francisco 49ers ... member of Florida Sports Hall of Fame.

DAN CONNERS (T, 1963)

First-team All-American by *Sporting News* ... played both ways for Hurricanes ... on defense, established UM total tackles record (64) as senior ... finished career with 202 total tackles ... second-round draftee of AFL's Oakland Raiders.

ED WEISACOSKY (DE, 1965)

First-team All-America accolades from The Associated Press ... still holds UM mark for most total tackles in season (164, 1965) and solo tackles (112, 1965) ... tallied 297 total tackles in UM career ... sixth-round draftee of Miami Dolphins ... eight-year veteran of pro football (Giants, 49ers, Patriots and Dolphins).

TED HENDRICKS (DE, 1966, 1967 & 1968)

Miami's second inductee into Pro Football Hall of Fame (1990, after Jim Otto) after playing for Baltimore Colts, Oakland Raiders and Green Bay Packers ... one of four UM inductees in National Football Foundation College Football Hall of Fame ... three-time University of Miami All-American ... only UM football player to

ALL-AMERICANS

receive All-America acclaim three consecutive years ... as senior in 1968, was named UPI Lineman of the Year ... consensus All-American in 1967 and 1968 ... first-team All-America by UPI, AP, FWAA, NEA, *Football News*, *Sporting News*, *Time* and the Walter Camp Football Foundation in 1968 ... finished fifth in 1968 Heisman Trophy balloting ... still holds UM's career mark for tackles by defensive end (227) and fumble recoveries (12) ... had UM season-record five fumble recoveries in 1968 ... second-round draftee of Baltimore Colts in 1969.

TOM BEIER (DB, 1966)

Consensus All-American following UM's 1966 (8-2-1) campaign ... first-team All-America by Newspaper Enterprise Association, The Associated Press, United Press International, Football Writers Association of America, America Football Coaches Association, Central Press and *New York Daily News* ... still holds UM record for career tackles by cornerback (120) and season mark for tackles by CB (73) ... 10th-round draftee of Miami Dolphins.

HAROLD SEARS (LB, 1971)

First-team All-American by The Associated Press ... named AP Lineman of the Week for 26-tackle (21 solos) performance vs. Notre Dame (October 9, 1971) ... recorded 117 total tackles as senior.

CHUCK FOREMAN (RB, 1972)

First-team All-American by *Sporting News* ... ranks fifth all-time on UM charts with 3,365 all-purpose yards ... had five career 100-yard rushing performances, returned 42 kickoffs for 882 yards and accumulated 17 touchdowns ... ranks fourth and sixth all-time for all-purpose yards in season (1,555 in 1972 and 1,467 in 1971) ... finished UM career rushing for 1,631 yards and caught 56 passes for 732 yards ... first-round draftee of Minnesota Vikings.

BURGESS OWENS (DB, 1972)

First-team All-American by *Time* magazine and *Sporting News* ... earned first-team All-South Independent team honors ... recorded 160 tackles, eight interceptions and three fumble recoveries in Miami career ... most valuable defensive player of 1973 Senior Bowl ... first-round draftee of New York Jets.

TONY CRISTIANI (MG, 1972 & 1973)

First-team All-America by Football Writers Association of America and Walter Camp Football Foundation ... first-team All-South Independent by The Associated Press ... had 279 total tackles at UM... as senior, tallied 102 total tackles ... in 1972, recorded 84 tackles including 15 quarterback sacks.

RUBIN CARTER (NG, 1974)

First-team All-America by United Press International and Kodak ... first-team All-South Independent by The Associated Press in 1973 and 1974 ... ended career with 306 total tackles ... holds UM school mark for tackles in season by defensive tackle (98, 1973) and tied for seventh in total tackles in season with 147 ... fifth-round draftee of Denver Broncos.

DENNIS HARRAH (OT, 1974)

First-team All-America honors from *Sporting News* and *Time* magazine ... named first-team All-South Independent by The Associated Press in 1973 and 1974 ... first-round draftee of Los Angeles Rams.

EDDIE EDWARDS (DT, 1976)

First-team All-American by *Sporting News* ... played in the 1977 Hula Bowl and Japan Bowl ... winner of the Jack Harding Memorial MVP Award in 1976 ... averaged 13 tackles and had a team-leading 11 sacks as a senior ... high school teammate of fellow UM All-American Don Latimer ... first-round draftee of the Cincinnati Bengals.

DON LATIMER (MG, 1977)

First-team All-American by *Sporting News*...played in the 1978 Blue-Gray Classic and Senior Bowl ... set a UM record with 15 QB sacks as a senior ... high school teammate of Eddie Edwards ... first-round draftee of the Denver Broncos.

DON SMITH (DT, 1978)

First-team All-America accolades from Kodak and *Sporting News* ... named to the Associated Press All-South Independent team ... preseason *Playboy* All-America in 1978 ... in 1977, named first-team AP All-South Independent and winner of the Jack Harding Memorial MVP Award ... first-round draftee of the Atlanta Falcons.

ALL-AMERICANS

JIM BURT (MG, 1980)

First-team All-American by the Newspaper Enterprise Association ... member of the All-South Independent team by Associated Press ... 1981 Peach Bowl Most Valuable Player (Defensive) ... holds the UM all-time record for fumble recoveries in a game with four versus Vanderbilt (November 15, 1980) ... all-time career record holder for tackles by a middle guard (177) and assists by a middle guard (86).

FRED MARION (DB, 1981)

First-team All-America honors by United Press International, Kodak and *The Football News* ... holds the UM career mark for most assists by a safety (152) ... held the UM career mark for interceptions (16 for 170 yards) and consecutive games with an interception (4), until broken by Bennie Blades (1984-87) ... had a team-leading seven interceptions during the 1980 campaign ... fifth-round draftee of the New England Patriots.

DANNY MILLER (K, 1981)

First-team All-America by *The Football News* and the Mizlou Sports Network ... first-team All-South Independent ... kicked the longest field goal in UM history (57 yards) at Florida State on November 7, 1981 ... most remembered for his 55-yard field goal (2nd longest all-time) off the right upright to defeat Florida, 21-20, in 1981 ... 11th-round draftee of the Washington Redskins.

LESTER WILLIAMS (DT, 1981)

First-team All-America honors by the Walter Camp Football Foundation, *Playboy*, Kodak, and Mizlou ... named first-team All-America and Lineman of the Year by *Parade* magazine ... holds the UM career record for most tackles by a defensive tackle (210) ... first-round draftee of the New England Patriots.

JAY BROPHY (LB, 1983)

First-team All-America by *The Football News* ... named first-team All-South Independent as a senior and junior ... led the Miami defense to its inaugural football national championship in 1983...tallied 308 total tackles in his UM career ... had 133 tackles in 1983, and 135 in '82 to lead the team ... second-round draftee of the Miami Dolphins.

EDDIE BROWN (WR, 1984)

First-team All-American honors from The Associated Press and Kodak ... set a UM single-game receiving yardage record with 220 on 10 catches vs. Boston College in 1984 ... became the first Hurricanes receiver to surpass 1,000 yards in a season by catching 59 passes for 1,114 yards in 1984 ... ended his career with 1,754 yards (on 89 receptions) and 13 TDs, school records at the time ... first-round draftee of the Cincinnati Bengals.

WILLIE SMITH (TE, 1985)

First-team All-America honors by Walter Camp, Kodak and The Associated Press and ranked as the most prolific pass receiver in Hurricanes history ... in two seasons, caught 114 passes, best ever by a Hurricanes tight end ... set reception records for a season (66, 1984) and a single game (12 vs. Maryland, 1984) ... 10th-round draftee of the Cleveland Browns.

JEROME BROWN (DT, 1986)

Consensus first-team All-American ... finalist for the 1986 Outland Trophy and for the Lombardi Award ... finished UM career with 183 total stops, including 21 sacks, 19 tackles for loss, five fumbles caused and four fumble recoveries ... recorded four New Year's Day starting assignments: '84 Orange Bowl, '85 Fiesta Bowl, '86 Sugar Bowl and '87 Fiesta Bowl ... first-round selection by the Philadelphia Eagles.

VINNY TESTAVERDE (QB, 1986)

Winner of the Heisman Trophy, the Maxwell Award, the Davey O'Brien Award, Walter Camp Player of the Year, Washington, D.C., Touchdown Club College Athlete of the Year ... consensus All-American in 1986 ... only the fourth player in UM football history to have his number (14) retired ... as a starter, led Miami to a 21-1 regular season mark ... ranks third in all-time passing yardage (6,058); tied for second in touchdown passes thrown (48) with Steve Walsh ... most memorable performance was in Miami's 28-16 victory over top-ranked Oklahoma in the Orange Bowl in 1986, completing 75 percent of his passes (21 of 28) for 261 yards and four touchdowns ... first player chosen in the 1987 NFL draft by the Tampa Bay Buccaneers.

ALL-AMERICANS

BENNIE BLADES (DB, 1986 & 1987)

First-team All-American by The Associated Press, Kodak, United Press International, *Sporting News*, Walter Camp Foundation and the Football Writers Association of America as a senior in 1987 ... named to the AP and UPI first teams in 1986 ... as a senior, awarded the Jim Thorpe Award recognizing the nation's premier defensive back ... ended his career as UM's all-time leader for interceptions (19) and interception return yards (305) ... also set UM records for consecutive games with an interception (5); total tackles by a safety (286) and unassisted tackles by a safety (155) ... in 1986, led the nation in interceptions (.91 per game) ... first-round draftee of the Detroit Lions (third pick overall).

DANIEL STUBBS (DE, 1987)

First-team All-American by The Associated Press, Kodak, United Press International, The Walter Camp Football Foundation and the Football Writers Association of America ... named one of three finalists for the 1987 Outland Trophy ... one of four finalists for the 1987 Lombardi Trophy ... UM's all-time sack leader with 39.5 career sacks ... recorded 267 total tackles and 25 tackles for loss as a Hurricane ... second-round draftee of the San Francisco 49ers.

CLEVELAND GARY (RB, 1988)

First-team All-American by *The Football News* ... as a senior in 1988, was the Hurricanes' statistical leader in receptions (57 catches) and rushing (480 yards), while ranking second in receiving (655 yards) and scoring (66 points) ... his 57 receptions are most by a UM running back ... finished his UM career rushing for 650 yards on 142 carries and 12 TD's and caught 67 passes for 794 yards and six scores ... first-round draftee of the Los Angeles Rams.

BILL HAWKINS (DE, 1988)

First-team All-America honors from ESPN, Kodak and the Walter Camp Football Foundation, while earning second-team recognition by *The Football News* and The Associated Press... selected as one of 12 semifinalists for the 1988 Lombardi Award ... finished his career with 223 total tackles, 22 sacks and 18 tackles for loss ... first-round draftee of the Los Angeles Rams.

STEVE WALSH (QB, 1988)

Named *The Football News* College Player of the Year as a junior ... selected first-team All-America by The Associated Press, ESPN and the Football Writers Association of America in his junior year ... finished fourth in the 1988 Heisman Trophy balloting and was named to the AP All-South Independent first team ... as a starter recorded a 23-1 overall record ... finished his UM career tied for first in touchdown passes (48) with Vinny Testaverde ... as a sophomore, in his first year as a starter, led UM to a 12-0 mark and a national championship (1987) ... a first-round draftee of the Dallas Cowboys (supplemental draft).

GREG MARK (DE, 1989)

Named to the Associated Press and Kodak All-American teams anchoring the nation's top-ranked defensive line ... was one of 12 Lombardi Award semifinalists, while also being named the South Jersey and New Jersey College Football Player of the Year ... finished his Hurricane career with 253 tackles, 95 quarterback pressures and 34.5 total sacks ... third-round draftee of New York Giants.

MAURICE CRUM (LB, 1990)

First-team All-American status by The Associated Press, Walter Camp Foundation and *The Football News* ... one of five finalists for the 1990 Butkus Award, saluting the nation's top linebacker ... led the team in tackles in 1988, 1989 and 1990 ... finished his UM career with 354 stops ... played on the Hurricanes baseball team for one-and-a-half seasons ... signed as a free agent with the Tampa Bay Buccaneers.

RUSSELL MARYLAND (DT, 1990)

First UM player to win the coveted Outland Trophy as the nation's top interior lineman ... a consensus All-American, Maryland was recognized as a first-team choice by AP, UPI, Kodak, the Walter Camp Football Foundation, *The Football News* and *Sporting News* as a senior ... UPI lineman of the year ... finished his Hurricanes career with 279 tackles, 25 tackles for loss and 20.5 sacks...an Iron Arrow recipient ... first player chosen in the 1991 NFL Draft by the Dallas Cowboys.

CARLOS HUERTA (K, 1991)

Developed from a walk-on as a freshman in 1988 to being named consensus All-America (The Associated

ALL-AMERICANS

Press, Walter Camp Football Foundation, *The Football News*, *Sporting News*) and first-team All-BIG EAST as a senior in 1991 ... set an NCAA record by converting 157 consecutive PATs during his career as a four-year starter ... ranks among the NCAA's all-time scoring leaders with 397 career points, including 73 field goals ... set 12 school records and tied one...an Iron Arrow recipient ... 12th-round draftee of the San Diego Chargers.

LEON SEARCY (OT, 1991)

First-team All-American by the Football Writers Association of America, and second-team All-American by *Sporting News*, *The Football News* and The Associated Press ... first-team All-BIG EAST ... started every game his last three seasons ... first-round pick (11th overall) of the Pittsburgh Steelers.

DARRIN SMITH (LB, 1991 & 1992)

Named first-team UPI All-American as a senior ... became UM's first National Football Foundation and College Hall of Fame Scholar-Athlete recipient ... 1992 first-team All-BIG EAST and semi-finalist for the Butkus Award for the second straight year ... as a junior was named first-team All-American by *The Football News*, earned second-team honors by The Associated Press and was co-Defensive Player of the Year in the BIG EAST ... finished career as fourth-leading tackler in UM history ... had 18 tackles (10 solo) against FSU as a junior ... second-round draftee of the Dallas Cowboys.

DARRYL WILLIAMS (FS, 1991)

First-team All-American by The Associated Press, Kodak, and the Walter Camp Football Foundation as a junior in 1991 ... named second-team All-American by *Sporting News* ... first-team All-BIG EAST ... led the secondary with 84 tackles (49 solo) in 1991 ... added 18 tackles (10 solo) against Florida State ... first-round draftee (28th overall) of the Cincinnati Bengals.

KEVIN WILLIAMS (WR/KR, 1991)

First-team All-American and Kickoff Returner of the Year by *Sporting News* and Punt Returner of the Year by the Football Writers Association of America as a sophomore ... the BIG EAST Special Teams Player of the Year in 1991 and first-team All-BIG EAST ... had three consecutive games with punt returns for TDs,

just one shy of the NCAA record ... totaled 217 return yards on seven attempts against Penn State, including a 91-yard punt return for a TD, the longest in Miami history ... had 1,183 all-purpose yards in 1991 ... netted 560 yards on 36 punt returns, a 15.6 yard average (fourth best in the NCAA) ... second-round draft choice of the Dallas Cowboys in 1992.

MICHEAL BARROW (LB, 1992)

First-team All-American by the Walter Camp Football Foundation and The Football News ... a unanimous selection as the BIG EAST Defensive Player of the Year ... runner-up for the Butkus Award, given annually to the nation's best linebacker ... finished seventh in 1992 Heisman Trophy voting with 64 points ... led the team with 136 tackles (80 solo) as a senior ... finished career as the third-leading tackler in Miami history ... second-round draftee of the Houston Oilers.

RYAN McNEIL (DB, 1992)

First-team All-American by Kodak, Walter Camp and *The Football News* ... named All-BIG EAST by the coaches two consecutive years ... semi-finalist for the Jim Thorpe Award, given to the nation's best defensive back ... second-round draftee of the Detroit Lions.

GINO TORRETTA (QB, 1992)

Second UM player to win the Heisman Trophy ... most honored player in school history ... Walter Camp Player of the Year ... earned The Associated Press, Kodak, Walter Camp and *Football News* All-America status ... won the Johnny Unitas Golden Arm Award, the Maxwell Trophy and the Davey O'Brien Award ... unanimous selection as IG EAST Offensive Player of the Year in 1991 and 1992 ... NCAA Today's Top Six Award winner, Hitachi/CFA Scholar Athlete Award winner, Toyota Leadership Award winner and Chevrolet Offensive Player of the Year ... finished career with 11 records, including career attempts (991), completions (555), yards (7,690), total offense (7,772), longest pass and longest pass for a TD (99 yards to Horace Copeland, also an NCAA record), and most passing yards in a game (485 vs. San Diego St.) ... seventh-round draftee of the Minnesota Vikings.

ALL-AMERICANS

KEVIN PATRICK (DE, 1993)

First-team All-American by both The Associated Press and Kodak ... named BIG EAST Defensive Player of the Year as a senior and was a first-team All-BIG EAST selection in both his junior and senior years ... started 19 consecutive regular-season games and totaled 30 career starts ... recorded 23 career sacks for 175 yards ... led Miami his final year in both sacks (10 for a loss of 70 yards) and tackles for loss (11 for a loss of 21 yards) ... signed as a free agent by the Los Angeles Rams.

C.J. RICHARDSON (S, 1994)

First-team All-American by The Associated Press and first-team All-BIG EAST Conference ... a semifinalist for the Jim Thorpe Award ... leader of the UM defensive backs that ranked No. 1 in the NCAA for pass defense ... finished the season with 85 total tackles, including 48 solo ... seventh-round draft pick of the Houston Oilers.

WARREN SAPP (DT, 1994)

Consensus All-American and first UM player to win the Lombardi Award, given annually to the nation's top lineman, and the Bronko Nagurski Trophy, given to the nation's top defensive player ... one of six finalists invited to the Downtown Athletic Club for the Heisman Trophy presentation ... named Defensive Player of the Year by ABC Sports, *Sports Illustrated*, Football Writers Association of America, *Football News*, Touchdown Club of Atlanta, Touchdown Club of Columbus and the Big East ... had 84 tackles his junior year and led the Canes in sacks (10.5), tackles for loss (9), fumbles caused (4), fumble recoveries (3), and QB pressures (25) ... first-round draft pick of the Tampa Bay Buccaneers (12th overall).

RAY LEWIS (LB, 1995)

First-team All-American by The Associated Press ... one of three finalists for the Butkus Award, given annually to the nation's top linebacker, and came within one vote of tying Illinois senior Kevin Hardy for the trophy ... unanimous selection first-team All-BIG EAST... three-year starter at UM ... led the defense in tackles as a sophomore and junior, setting consecutive records for solo tackles by a MLB with 91 in 1994 and 95 in 1995 ... total tackle numbers of 152 in 1994 and 160 in 1995 rank fourth and second in the UM annals for tackles in a season at all positions ... first-round draft pick of the Baltimore Ravens (26th overall).

K.C. JONES (C, 1996)

Associated Press first-team All-American ... three-time first-team All-BIG EAST selection ... a semifinalist for the Lombardi Award, presented annually to the nation's top offensive or defensive lineman or linebacker ... Outland Trophy semifinalist, given to the nation's best interior lineman ... four-year starter at center ... started 41 games during career ... signed as a free agent with the Denver Broncos.

RICHARD MERCIER (OG, 1999)

First-team All-American by *Sporting News* ... a two-time All-BIG EAST first-team selection ... team leader in pancake blocks during both his junior and senior campaigns ... tied Mike Sullivan for the UM record in career starts (48) ... played every down for Miami over his final two seasons ... invited to play in the Senior Bowl, Hula Bowl, East-West Shrine Game and the Florida Citrus All-Star Gridiron Classic ... a fifth-round draft choice of the Baltimore Ravens.

DANIEL "BUBBA" FRANKS (TE, 1999)

First-team All-American by both *The Football News* and *Sporting News* ... two-time first-team All-BIG EAST selection ... recorded 77 career receptions for 1,038 yards and 12 touchdowns ... started 30 of his 34 career games at UM ... also voted Associated Press second-team All-American ... first-round draft pick of the Green Bay Packers (14th overall).

DAN MORGAN (LB, 2000)

First player in college football history to win the Butkus Award (top linebacker), Nagurski Award (college defensive player of the year) and the Bednarik Award (top defensive player) in the same season ... named a first-team All-American by every national service, including The Associated Press, Football Writers Association, *The Football News*, *Sporting News*, Walter Camp, and the National Football Foundation ... a unanimous selection for BIG EAST Defensive Player of the Year ... a three-time first-team All-BIG EAST selection ... set a Miami record for tackles in a career with 532 (also a BIG EAST career mark) ... a first-round (11th pick) selection of the NFL's Carolina Panthers in the 2001 Draft.

SANTANA MOSS (WR/PR, 2000)

First-team All-American as a senior ... finished seventh in the Heisman Trophy voting in 2000, receiving three

ALL-AMERICANS

first-place votes ... the 2000 BIG EAST Offensive and Special Teams Player of the Year (the only player in league history to win both awards in the same year) ... set Miami school records for receiving yards (2,546), all-purpose yards (4,402), punt return yards (1,196), and punt return touchdowns (6) ... returned four punts for touchdowns during the 2000 season ... a unanimous first-team All-BIG EAST selection in 2000 ... a semifinalist for the Biletnikoff Award (top receiver) in 2000 ... first-round (16th pick) selection by the New York Jets in the 2001 NFL Draft.

JOAQUIN GONZALEZ (OT, 2000 & 2001)

First-team All-American by the Football Writers Association of America in 2000 and 2001 and *CNN.com* in 2001 ... earned second-team All-America by *College Football News* in 2000 and 2001 and ABC Sports in 2001 ... earned District 3 Academic All-America recognition as a junior ... winner of the 2001 Draddy Award, the "Academic Heisman" by the National Football Foundation, the highest honor bestowed a football scholar-athlete ... two-time first-team All-BIG EAST selection in 2000-2001 ... only offensive lineman in BIG EAST history to earn the Rookie of the Year Award (1998) ... walk-on who attended UM on an academic scholarship before earning a football grant-in-aid.

BRYANT MCKINNIE (OT, 2000 & 2001)

2001 Outland Trophy winner as college football's outstanding interior lineman ... named a first-team All-American by *The Football News* in 2000 and a consensus first-team All-American by every national service in 2001 including The Associated Press, Football Writers Association, *The Football News*, *Sporting News*, Walter Camp and the National Football Foundation ... the 2001 National Player of the Year by *CNN.com* ... the 2001 College Football Offensive Player of the Year by Football News ... did not allow a quarterback sack during his entire UM career ... a two-time unanimous first-team All-BIG EAST selection at left tackle ... Minnesota Vikings first-round pick.

ED REED (SS, 2000 & 2001)

Consensus first-team All-America selection in 2000 and 2001 ... first-team All-American by the Football Writers Association, The Associated Press, *Football*

News, *Sporting News* and the American Football Coaches both years ... consensus first-team All-BIG EAST in 2000 and 2001 ... set UM career records for interceptions (21) and interception return yards (389) ... nine interceptions in 2001 (second-best total in UM history) ... eight interceptions (third-best single-season total) ... key factor in a defense that recorded a record 45 takeaways during the 2001 national title season ... also excelled in track and field, winning the javelin at the 1999 All-BIG EAST Outdoor Track & Field Championships ... Baltimore Ravens first-round pick.

PHILLIP BUCHANON (CB/PR, 2001)

First team All-American as a punt return specialist by ABC Sports in 2001 ... named the BIG EAST Special Teams Player of the Year in 2001 ... unanimous first-team All-BIG EAST selection in 2001 ... led the BIG EAST and ranked sixth nationally in punt returns with an average of 14.9 yards per return...returned punts for 464 yards on 15 attempts in 2001, the fourth-best single-season average in UM history ... one of three finalists for the Mosi Tatupu Award, presented to college football's finest Special Teams performer.

JEREMY SHOCKEY (TE, 2001)

First team All-American by *CNN.com* in 2001 ... one of three finalists for the 2001 John Mackey Award for the nation's finest tight end ... unanimous first team All-BIG EAST selection in 2001 ... two-time first team All-BIG EAST pick ... led UM in catches in 2001 with 40 for 519 yards (13.0 avg.) and seven TDs ... finished his career with 61 catches for 815 yards and 10 TDs ... ranks among UM's most productive tight ends ever in catches (sixth), receiving yards (sixth) and touchdowns (tied for second) ... first-round draft choice of the New York Giants.

TODD SIEVERS (PK, 2001)

First team All-American by *CNN.com* in 2001 ... second-team All-America by *Sporting News*, ABC Sports in 2001 ... first team All-BIG EAST selection in 2001 ... led the nation and the Big East in field goals made per game (1.9 avg.) in 2001 ... kicked four field goals in a game three times in 2001, the last in a close win over Virginia Tech to clinch a Rose Bowl berth ... ranked fourth in the nation in scoring with 119 points ... set a UM single-season scoring record for overall points and kicking points in 2001 ... tied the school

ALL-AMERICANS

record for field goals made in a season with 21 ... was 21-of-26 (80.8 percent) on field goals in 2001 ... fourth in voting for the Lou Groza Award in 2001.

KEN DORSEY (QB, 2002)

First-team All-American by American Football Coaches Association and Walter Camp Football Foundation ... two-time Heisman Trophy finalist (third in 2001, fifth in 2002) ... BIG EAST Offensive Player of the Year in 2001, and 2002 ... three-time first-team All-BIG EAST selection (2000-2002) ... led UM on a 34-game winning streak, to the 2001 national championship and to the brink of the 2002 national title ... finalist for the Johnny Unitas Award and the Davey O'Brien Award in 2002 ... 2001 Maxwell Award winner ... MVP of 2001 Sugar Bowl and 2002 Rose Bowl ... winningest quarterback in UM history (38-2, a record) ... set eight UM career records, including total offense, passing yards, passing TDs, completions and attempts ... completed 222-of-393 passes for 3,369 yards and 28 touchdowns with 12 interceptions in 2002.

JEROME McDOUGLE (DE, 2002)

First-team All-American by the American Football Coaches Association (AFCA) ... a Hendricks Award Finalist in 2002 ... a Lombardi Award semifinalist in 2002 ... a two-time first-team All-BIG EAST selection (2001-2002) ... made 55 tackles (31 solos) with 16 tackles for losses along with seven sacks in 2002 ... credited with 26 quarterback hurries in 2002 ... had a whopping 74 hurries over his two seasons at UM ... first-round draft choice of the Philadelphia Eagles in 2003.

WILLIS MCGAHEE (RB, 2002)

Consensus first-team All-American in 2002 by AP, American Football Coaches Association, Football Writers Association, *CNN.com*, Walter Camp and *Sporting News* ... Heisman Trophy Finalist (fourth) ... 2002 BIG EAST Co-Offensive Player of the Year ... unanimous first-team All-BIG EAST ... finalist for the Doak Walker Award and Walter Camp Player of the Year Award ... rushed for 1,753 yards on 282 carries (6.2 avg.) and scored 28 TDs in his only season as a starter ... accumulated 2,108 all-purpose yards ... averaged 134.8 yards rushing per game ... rushed for 100 yards a UM-record 10 times and rushed for

more than 200 yards twice in 2002 ... one of only five players in college football history to rush for 1,500-plus yards and score 25-plus touchdowns in a season ... set eight UM single-season records.

BRETT ROMBERG (C, 2002)

Consensus first-team All-American in 2002 by The Associated Press, American Football Coaches Association, Football Writers Association, *CNN.com*, Walter Camp and *Sporting News* ... winner of the Rimington Award as college football's finest center ... did not allow a quarterback sack in his college career ... Outland Trophy Finalist ... Two-time first-team All-BIG EAST by the coaches (2001-2002) ... credited with 33 pancake blocks and 18 "metrorails" in 2002 ... started 37 consecutive games at center ... UM went 35-2 with Romberg at center and averaged 464 yards per game with Romberg starting.

SEAN TAYLOR (FS, 2003)

Consensus first-team All-American as a junior in 2003 by The Associated Press, American Football Coaches Association, Football Writers Association, *CNN.com*, Walter Camp and *Sporting News* ... finalist for the Jim Thorpe Award ... 2003 BIG EAST Defensive Player of the Year ... unanimous first-team All-BIG EAST selection by the coaches ... tied the single-season record for interceptions (10) in 2003 and returned them 184 yards (second most in UM history) ... intercepted a total of 14 passes in his career ... ranks fifth on the UM career list for interceptions (14), second for career interception return yards (306), second for interceptions returned for touchdowns (3) ... first-round draft choice of the Washington Redskins in 2004.

KELLEN WINSLOW II (TE, 2003)

Consensus first-team All-American as a junior in 2003 by The Associated Press, American Football Coaches Association, Football Writers Association, *CNN.com*, Walter Camp and *Sporting News* ... winner of the 2003 John Mackey Award as college football's best tight end ... a semi-finalist for the Lombardi Award (top down lineman) and Biletnikoff Award (top receiver) in 2003 ... unanimous first-team All-BIG EAST Conference selection ... led the team in receptions in 2003 with 60, the second-most in a single season by a tight end ... finished his career with 119 catches (fifth

ALL-AMERICANS

in UM history), the most ever by a tight end at UM ... first-round draft choice of the Cleveland Browns in 2004.

ANTREL ROLLE (CB, 2004)

Consensus first-team All-American as a senior in 2004 by Associated Press, American Football Coaches Association, Football Writers Association, Walter Camp, Cingular/ABC Sports, *Sports Illustrated* and *Sporting News* ... Finalist for the Jim Thorpe Award (best defensive back) and a semifinalist for the Bednarik Award (best defensive player) ... first-team All-ACC ... as a senior, made 71 tackles (38 solo), eight tackles for loss ... finished his career with 192 tackles and nine takeaways ... first round pick of the Arizona Cardinals in the 2005 NFL draft.

DEVIN HESTER (KR, 2004)

All-American as a kick returner by Walter Camp, Football Writers Association and *Sporting News* as a sophomore ... in 2004, returned four kicks for touchdowns, three punts and one kickoff and returned 19 punts for 326 yards, a 17.2-yard average that ranked fifth in the country ... took back 15 kickoffs for 389 yards, a 25.9 average that ranked ninth nationally ... played as the nickelback on defense and led the team with four interceptions ... scored six touchdowns for the year ... named first-team All-ACC as a kick returner.

ERIC WINSTON (OT, 2005)

ACC's Jacobs Trophy winner as the best blocker in the conference in 2005, as voted by the coaches ... first-team All-ACC ... selected first-team All-America by Walter Camp, American Football Coaches Association, *Sports Illustrated* and *Rivals.com* and named second-team All-America by The Associated Press ... semifinalist for the Lombardi Award ... as a senior in 2005, graded highest among UM's offensive linemen, with 23 pancake blocks and 44 "metrorails" ... allowed only two half-sacks all season.

BRANDON MERIWEATHER (S, 2005)

First-team All-American by Football Writers of America and ABC Sports/Cingular ... Named second-team All-ACC by conference sportswriters ... semifinalist for the Jim Thorpe Award, presented to the nation's best defensive back ... as a junior in 2005,

led the team with 115 tackles, including 13 for loss, seven pass breakups and three interceptions ... made nine or more tackles in six games ... drafted in the first round of the 2007 NFL Draft by the New England Patriots.

KELLY JENNINGS (CB, 2005)

First-team All-America by *Sports Illustrated* and second-team All-America by The Associated Press in 2005 ... All-ACC choice who was third in the country and first in the conference with 16 pass breakups in 2005 ... also tied for the team lead with three interceptions ... three-year starter who finished his career with 41 starts in 49 games ... Had 126 tackles, 1.5 sacks, two forced fumbles and six interceptions ... drafted in the first round of the 2006 NFL Draft by the Seattle Seahawks

RING OF HONOR

RUSSELL MARYLAND 2014 INDUCTEE DEFENSIVE TACKLE, 1987-90

Maryland played with the Hurricanes from 1987-90 and helped guide Miami to the 1987 national championship ... First UM player to win the coveted Outland Trophy as the nation's top interior lineman ... a consensus All-American, Maryland was recognized as a first-team choice by AP, UPI, Kodak, the Walter Camp Football Foundation, *The Football News* and *Sporting News* as a senior ... UPI lineman of the year ... finished his Hurricanes career with 279 tackles, 25 tackles for loss and 20.5 sacks...an Iron Arrow recipient ... first player chosen in the 1991 NFL Draft by the Dallas Cowboys.

JEROME BROWN 2014 INDUCTEE DEFENSIVE TACKLE, 1983-86

Consensus first-team All-American ... finalist for the 1986 Outland Trophy and for the Lombardi Award ... finished UM career with 183 total stops, including 21 sacks, 19 tackles for loss, five fumbles caused and four fumble recoveries ... recorded four New Year's Day starting assignments: '84 Orange Bowl, '85 Fiesta Bowl, '86 Sugar Bowl and '87 Fiesta Bowl ... first-round selection by the Philadelphia Eagles.

BENNIE BLADES 2009 INDUCTEE DEFENSIVE BACK, 1985-87

Blades played defensive back for the Hurricanes from 1985 through 1987 ... As a junior selected first-team All-American in 1986 by the Associated Press and United Press International after he lead the nation in interceptions with 10 ... The following season, Blades helped the Hurricanes win the national championship and was selected first-team All-American by The Associated Press, Kodak, United Press International, *Sporting News*, The Walter Camp Foundation and the Football Writers Association of America ... Won the Jim Thorpe Award in 1987, awarded to the nation's top defensive back ... Set school records for interceptions in a career (19), interception return yards (305), consecutive games with an interception (5), total tackles by a safety (286) and unassisted tackles by a safety (155) ... Picked third overall by the Detroit Lions in 1988 ... Played 10 NFL seasons and finished his professional career with 14 interceptions and one touchdown ... In 2006, Blades was inducted into the College Football Hall of Fame.

EDDIE DUNN 2009 INDUCTEE RUNNING BACK, 1935-39

Dunn played running back for UM from 1935-39 ... In 1938, played in the historic Miami-Florida game, scoring all three touchdowns in a 19-7 Miami win in the two teams' first ever meeting on the gridiron ... Set several game, single-season and career records for rushing, scoring, and punt returns ... Served as the head football coach from 1943-44 and head baseball coach from 1947-54 ... He had a stint as athletic director during World War II ... Was a member of the Board of Trustees from 1964-80, helped find the forerunner of the Hurricane Club, chaired the Board of Trustees Athletic Advisory Committee and served as the president of the UM Alumni Association ... Dunn is also credited with designing the first UM baseball field.

STEVE WALSH 2009 INDUCTEE QUARTERBACK, 1985-88

Walsh played quarterback for Miami during the late 80s, leading the Canes to an undefeated regular season and national championship in 1987 ... The following season, Walsh was selected first-team All-American by The Associated Press, ESPN, and the Football Writers Association of America after passing for over 3,100 yards and 29 touchdowns ... As a starter, Walsh went 23-1 for the Hurricanes and finished his career tied with Vinny Testaverde for the most touchdown passes in school history (48) ... He was selected by the Dallas Cowboys in the first round of the 1989 supplemental draft and played 11 seasons in the NFL for six different franchises.

EDGERRIN JAMES 2008 INDUCTEE RUNNING BACK, 1996-98

Edgerrin James played running back at UM from 1996-1998 ... Cousin of former UM running back Javaris James, he was named first team All-American in 1998 before he was taken in the first round of the 1999 NFL Draft by the Indianapolis Colts ... James was selected to the NFL Pro Bowl on four occasions and twice led the NFL in rushing ... In nine full NFL seasons, James has seven 1,000-yard years, including a career-high 1,709 in 2000 with the Colts ... For his UM career, James finished with 2,960 yards on the ground, the second-highest total in school history behind fellow Ring of Honor member Ottis Anderson.

RING OF HONOR

JIM KELLY 2008 INDUCTEE QUARTERBACK, 1979-82

Jim Kelly was a star quarterback at UM from 1979-82 and was inducted into the UM Sports Hall of Fame in 1992 ... Kelly, who was a Heisman Trophy candidate at UM before separating his shoulder his senior season, went on to enjoy a stellar pro football career that led to his induction into the Pro Football Hall of Fame in 2002 ... After a short stint in the USFL after college, Kelly was drafted in the first round of the 1983 NFL Draft by the Buffalo Bills and would go on to be selected to the NFL Pro Bowl on five occasions ... He holds nearly every Bills' career passing record, including attempts (4,779), completions (2,874), yards (35,467) and passer rating (60.14%).

CORTEZ KENNEDY 2008 INDUCTEE DEFENSIVE TACKLE, 1988-89

Cortez Kennedy played defensive tackle for the Hurricanes from 1988-89 before being chosen in the first round of the 1990 NFL Draft by the Seattle Seahawks ... Kennedy played exclusively for the Seahawks at the professional level and was named the NFL's Defensive Player of the Year in 1992 ... He was selected to the NFL Pro Bowl on eight occasions and was named First Team All-Pro three times before retiring from the league in 2000 ... Kennedy finished his professional career with 167 games played, 568 tackles, 58 sacks and 11 forced fumbles ... In 1994, Kennedy was inducted in the UM Sports Hall of Fame and in 2012, he was enshrined into the Pro Football Hall of Fame.

JIM OTTO 2008 INDUCTEE CENTER, 1957-59

Jim Otto played center for the Hurricanes from 1957-59 and was inducted into the UM Sports Hall of Fame in 1972 and the Pro Football Hall of Fame in 1980 ... A 12-time Pro Bowl selection from 1961-72, Otto was taken in the first round of the 1960 AFL Draft by the Oakland Raiders, a team he spent his entire career with until his retirement in 1974 ... He was one of only three players who saw action in each of his team's 140 regular season games over the AFL's 10-year history ... Otto played in six AFL/AFC title games, Super Bowl II and was named All-Pro 13 straight seasons from 1960-72.

GINO TORRETTA 2008 INDUCTEE QUARTERBACK, 1989-92

Gino Torretta played quarterback for UM from 1989-92 and was inducted into the UM Sports Hall of Fame in 2003 and the College Football Hall of Fame in 2008 ... As a senior, Torretta joined fellow UM quarterback Vinny Testaverde in elite company when he was awarded the 1992 Heisman Trophy ... That season, Torretta threw for 3,060 yards and 19 touchdowns while completing 57 percent of his passes ... In addition to winning the Heisman Trophy in 1992, Torretta also won the Maxwell Award, the O'Brien Award, the Unitas Award and the Walter Camp Player of the Year Award ... Torretta played in the NFL for six different clubs, retiring in 1997.

OTTIS ANDERSON 1999 INDUCTEE RUNNING BACK, 1975-78

Ottis Anderson became the first player in Miami history to rush for more than 1,000 yards in a season (1978) ... Anderson is the Hurricanes' all-time career rushing leader (3,331) and in 1978, he posted the third-highest single-season rushing total in school history with 1,266 yards on the ground ... He was a first-round pick of the St. Louis Cardinals in the 1979 NFL Draft and was selected to the Pro Bowl his first two pro seasons (1979 and 1980) ... He spent his 14-year NFL career with the Cardinals and the New York Giants, recording 10,273 career rushing yards and 86 total touchdowns ... He joined the UM Sports Hall of Fame in 1990.

DON BOSSELER 1999 INDUCTEE FULLBACK, 1953-56

Don Bosseler played fullback at UM from 1953-56 and was inducted into the UM Sports Hall of Fame in 1970 ... He finished his career with 1,642 rushing yards, which at the time ranked second all-time in school history ... Bosseler was an All-American at UM in 1956 and a first-round draft pick of the Washington Redskins in 1957 ... He played all eight seasons of his professional career with the Redskins, rushing for 3,112 yards and scoring 22 touchdowns from 1957-1964 ... He was a Pro Bowl selection in 1959 and in 1990, was inducted into the National Football Foundation Hall of Fame.

RING OF HONOR

BERNIE KOSAR 1999 INDUCTEE **QUARTERBACK, 1982-84**

Bernie Kosar was instrumental in the University of Miami becoming known as “Quarterback U” ... As a freshman, Kosar guided the Hurricanes to their first of five National Championships in 1983 ... In 1985, he was chosen in the first round of the NFL Draft by the Cleveland Browns, a team he spent nine seasons with ... He finished his 12-year professional career with 23,301 yards passing and 124 touchdowns ... In 1993, Kosar was a member of the Super Bowl XXVIII champion Dallas Cowboys ... He holds a number of single-season records at UM, including pass attempts (416), pass completions (262) and passing yards (3,642) ... In 1995, Kosar was inducted into the UM Sports Hall of Fame and in 1998, he joined the GTE/CoSIDA Academic All-America Hall of Fame.

in the 1952 Orange Bowl ... He joined the UM Sports Hall of Fame in 1972.

GEORGE MIRA 1997 INDUCTEE **QUARTERBACK, 1961-63**

George Mira Sr. was a two-time All-American at Miami in 1962 and 1963 ... He led the Canes to a pair of bowl games and set nearly every passing record at Miami at the time ... One of only four players to have their jersey retired at UM, Mira threw for 348 yards during a snow storm against Nebraska in Yankee Stadium’s 1962 Gotham Bowl ... He also finished fifth in the 1962 Heisman Trophy balloting and was selected in the second round of the 1964 NFL Draft by the San Francisco 49ers ... Mira, who was inducted into the UM Sports Hall of Fame in 1973, played seven years in the NFL with the 49ers, Eagles and Dolphins.

BURGESS OWENS 1999 INDUCTEE **DEFENSIVE BACK, 1970-72**

Burgess Owens patrolled the Miami secondary from 1970-72, earning All-American honors in 1972 ... Owens finished his UM career with 160 tackles, eight interceptions and three fumble recoveries ... He was named the Most Valuable Player of the 1973 Senior Bowl and went on to be a first-round draft pick of the New York Jets in 1973 ... Owens, who joined the UM Sports Hall of Fame in 1982, played 10 years at the professional level and was a starting safety on the Oakland Raiders’ Super Bowl XV title team ... For his career, he recorded 30 interceptions, including a career-high six in 1979.

TED HENDRICKS 1997 INDUCTEE **DEFENSIVE END, 1966-68**

Ted Hendricks was one of the most feared pass rushers in college football during his time ... UM’s only three-time All-American (1966, ‘67 & ‘68), Hendricks finished his Hurricane career as the leading all-time tackler and was voted fifth in the 1968 Heisman Trophy balloting ... In his three seasons at UM, Hendricks recorded 318 tackles and had two interceptions and 12 fumble recoveries ... Hendricks was Miami’s second inductee into the Pro Football Hall of Fame, joining fellow Ring of Honor member Jim Otto (1980) in 1990 ... He was selected in the second round of the 1969 NFL Draft by the Baltimore Colts ... Hendricks, who was inducted into the UM Sports Hall of Fame in 1980, is one of four UM players all-time to have their jersey retired.

JIM DOOLEY 1997 INDUCTEE **HALFBACK, 1949-51**

Jim Dooley started on both sides of the football as a junior and senior at Miami ... An All-American in 1951 and first player to have his jersey retired at UM, Dooley ranks third in school history with 17 career interceptions ... A first round draft pick of the Chicago Bears in 1952, Dooley recorded 3,172 yards receiving in eight seasons with the Bears ... After his playing career ended in 1961, Dooley went in to coaching and served as head coach of the Bears from 1968-71 ... He finished his UM career with 1,029 yards rushing and 250 yards receiving and still holds a UM bowl record with a four-interception performance against Clemson

VINNY TESTAVERDE 1997 INDUCTEE **QUARTERBACK, 1982-86**

Vinny Testaverde rewrote nearly every Miami passing and total offense record en route to winning the University of Miami’s first Heisman Trophy in 1986 ... He played in only one losing regular-season game and was a consensus All-American selection in 1986 ... He completed 413 of 674 career passing attempts for 6,058 yards and 48 touchdowns in two years as the Miami starting quarterback ... He led the Hurricanes to back-to-back New Year’s Day Bowl games at the

RING OF HONOR AND RETIRED JERSEYS

Sugar and Fiesta Bowls in 1985 and 1986 respectively ... Testaverde, who was inducted into the UM Sports Hall of Fame in 1998, is one of four Hurricanes to have their jersey retired, along with George Mira, Jim Dooley and Ted Hendricks ... Taken as the No. 1 overall pick by the Tampa Bay Buccaneers in the 1987 NFL Draft, Testaverde posted a stellar 21-year pro career with seven different NFL teams ... For his pro career, Testaverde played in 233 games and passed for 46,233 yards and 275 touchdowns.

RETIRED JERSEYS

1997 INDUCTEES

The first four inductees into the University of Miami Football Ring of Honor — quarterback George Mira (1961-63), halfback Jim Dooley (1949-51), defensive end Ted Hendricks (1966-68) and quarterback Vinny Testaverde (1982-86) — were recognized on November 1, 1997, during halftime of the Miami vs. Arkansas State game. In addition to their names adorning the facade of the Orange Bowl, these four former Hurricanes had their jerseys retired at the ceremony. They are the only football jersey numbers retired by the University of Miami.

#10 GEORGE MIRA, QB, 1961-63

YEAR	GP/GS	PASSING					RUSHING				
		A-C-1	PCT	YDS	TD	LG	ATT	YDS	AVG	TD	LG
1961	9/8	151-74-6	49.0	906	8	44	66	173	2.7	3	21
1962	10/10	260-122-16	46.9	1,572	10	39	73	166	2.3	3	36
1963	10/10	334-172-14	51.5	2,155	10	47	59	163	2.8	2	37
Totals	29/28	745-368-36	49.4	4,633	28	47	198	502	2.5	8	37

Career passing efficiency: 104.37

#42 JIM DOOLEY, HB, 1949-51

YEAR	RUSHING					RECEIVING				DEFENSE	
	ATT	YDS	AVG	TD	LG	NO	YDS	AVG	TD	LG	INT
1949	13	68	5.2	1	—	3	53	17.7	1	—	2-68
1950	98	530	5.4	2	36	10	127	12.7	0	—	5-5
1951	89	431	4.9	2	43	5	70	14.2	1	18	10-76
Totals	200	1,029	5.1	5	43	18	250	13.9	2	—	17-149

#89 TED HENDRICKS, DE, 1966-68

YEAR	GP/GS	TT	UT	AT	FR	INT
1966	10/10	100	66	34	3	0-0
1967	10/10	127	83	44	4	1-15
1968	10/10	91	69	22	5	1-1
Totals	30/30	318	218	100	12	2-16

#14 VINNY TESTAVERDE, QB, 1982-86

YEAR	GP/GS	A-C-1	PCT	YDS	TD	LG
1982	2/0	12-5-0	41.7	79	1	25
1983 — redshirt season						
1984	6/0	34-17-1	50.0	184	0	19
1985	11/11	352-216-15	61.4	3,238	21	88
1986	10/10	276-175-9	63.4	2,557	26	56
Totals	29/21	674-413-25	61.3	6,058	48	88

Career passing efficiency: 152.80

JACK HARDING MVP AWARD

HISTORY OF THE AWARD

- Each season the players and coaches of the University of Miami football team select a most valuable player, to be awarded the Jack Harding MVP Award at the annual football banquet.
- Presented since 1964, this honor is the highest performance-based award a Hurricanes player can attain from his teammates. The award is named for former UM head coach and athletic director Jack Harding, who coached the Hurricanes' football team from 1937-42 and 1945-47. Harding relinquished his coaching duties after the 1947 season and took over as athletic director, a post he held until his death in 1963.
- As football coach, Harding oversaw the program's rise into a major program. His 1938 team was his best, traveling to Gainesville, Fla., and handing Florida an upset loss in the first meeting between the schools. His teams posted major intersectional wins over Michigan State, Auburn, NC State, Clemson and Florida that put Miami football on the map.
- A graduate of the University of Pittsburgh, Harding was an accomplished athlete in his own right, lettering in football for legendary coaches Glenn "Pop" Warner and Jock Sutherland, in addition to earning varsity letters in baseball and basketball.


AWARD RECIPIENTS

1963	George Mira Sr., QB
1964	Robert J. Brown, T
1965	Ed Weisacosky, DE
1966	Tom Beier, DB
1967	Jimmy Cox, SE
1968	Ted Hendricks, DE
1969	Dick Sorensen, LB
1970	Tom Turchetta, G
1971	Mike Riley, LB
1972	Chuck Foreman, RB/FL
1973	Tony Cristiani, MG
1974	Rich Griffiths, LB
1975	Steadman Scavella, DE
1976	Eddie Edwards, DT
1977	Don Smith, DT
1978	Ottis Anderson, FB
1979	Gene Coleman, DB
1980	Mike Goedeker, DE

1981	Jim Kelly, QB
1982	Jay Brophy, LB
1983	Glenn Dennison, TE
1984	Bernie Kosar, QB
1985	Vinny Testaverde, QB
1986	Vinny Testaverde, QB
1987	Steve Walsh, QB
1988	Steve Walsh, QB
1989	Cortez Kennedy, DT
1990	Russell Maryland, DT
1991	Carlos Huerta, PK
1992	Micheal Barrow, LB
	Gino Torretta, QB
1993	Kevin Patrick, DE
1994	Warren Sapp, DT
1995	Ray Lewis, MLB
1996	Tremain Mack, S
1997	Edgerrin James, RB
1998	Scott Covington, QB
1999	Daniel "Bubba" Franks, TE
2000	Dan Morgan, LB
	Santana Moss, WR/RET
2001	Ken Dorsey, QB
	Edward Reed, S
2002	Ken Dorsey, QB
2003	Sean Taylor, S
2004	Brock Berlin, QB
2005	Eric Winston, OT
2006	Calais Campbell, DE
2007	Darnell Jenkins, WR
2008	Matt Boshier, P/K
2009	Jason Fox, OT
	Darryl Sharpton, LB
2010	Leonard Hankerson, WR
	Sean Spence, LB
2011	Senior Class
2012	Mike James, RB
2013	Allen Hurns, WR
2014	Duke Johnson, RB
2015	Brad Kaaya, QB
2016	Mark Walton, RB

HISTORY

NATIONAL AWARD WINNERS



VINNY TESTAVERDE

1986 HEISMAN TROPHY WINNER
1986 MAXWELL AWARD WINNER
1986 DAVEY O'BRIEN AWARD WINNER

- Became the first Hurricane to capture the Heisman Trophy in 1986.
- Earned the then-second-highest margin of victory in the Heisman Trophy history.
- Threw for 2,557 yards and 26 touchdowns with only nine interceptions while leading Miami to an undefeated regular season and the nation's No. 1 ranking entering the Fiesta Bowl.
- Was named winner of the Maxwell Award Winner (College Player of the Year), the Davey O'Brien Award (nation's best quarterback) and was named a consensus First-Team All-American.
- Competed with what could arguably be called the deepest quarterbacking crew ever assembled on a college team. At one point in the fall of 1982, the Miami roster at quarterback included Testaverde, future NFL Hall of Famer Jim Kelly, and future NFL star Bernie Kosar, along with prep All-American Kyle Vanderwende and future Miami head coach Mark Richt.
- Led the Hurricanes to a No. 2 national ranking and a Sugar Bowl berth in his first season as the starter, passing for 3,238 yards and completing 61.4 percent of his passes as the Hurricanes posted a 10-2 record.
- Led Miami to a 28-16 win over defending national champion Oklahoma by completing 21-of-28 passes for 261 yards and four touchdowns.
- Set new UM standards for passing greatness as he set school single-season records for completion percentage (63.4%) and passing efficiency (165.80 — the nation's best).

TESTAVERDE'S 1986 GAME-BY-GAME STATS

OPPONENT	ATT	COMP	YARDS	INT	TD	PCT	LG
at South Carolina	30	17	231	0	1	56.7	28
at (13) Florida	25	12	163	3	1	48.0	50
Texas Tech	27	16	330	2	4	59.3	49
(1) Oklahoma	28	21	261	0	4	75.0	33
Northern Illinois	16	12	208	0	2	75.0	56
at West Virginia	20	14	188	0	3	70.0	35
at Cincinnati	35	24	262	0	2	68.6	29
(20) Florida State	35	21	315	2	3	60.0	39
at Pittsburgh	26	17	291	1	4	65.4	31
Tulsa	34	21	308	1	2	61.8	53
East Carolina	Did not play — injured						
TOTALS	276	175	2,557	9	26	63.4	56

*Passing Efficiency Rating: 165.80 (led the nation)

TESTAVERDE'S CAREER STATS

YEAR	G/GS	COMP	ATT	PCT	YARDS	TD	INT	LP
1982	2/0	5	12	41.7	79	1	0	25
1983	Redshirt season							
1984	6/0	17	34	50.0	184	0	1	19
1985	11/11	216	352	61.4	3,238	21	15	88
1986	10/10	175	276	63.4*	2,557	26	9	56
TOTALS	29/29	413	674	61.3	6,058	48*	25	88

Career Passing Efficiency: 152.80*

1986 HEISMAN VOTING

	POINTS	1ST	2ND	3RD
1. Vinny Testaverde, Miami	2,213	678	76	27
2. Paul Palmer, Temple	672	28	207	174
3. Jim Harbaugh, Michigan	458	25	136	111
4. Brian Bosworth, Oklahoma	395	9	136	96
5. Gordon Lockbaum, Holy Cross	242	32	39	68



BENNIE BLADES

1987 JIM THORPE AWARD WINNER

- Awarded the Jim Thorpe Award for the best defensive back in college football, which was created in 1986. It was conceived by former Oklahoma City talk show host Ed Sossen and W. Lynne Draper, the Jim Thorpe Association executive director.
- Led the '87 Hurricanes to the national championship and a 12-0 record
- Made 124 tackles and intercepted five passes
- Named a consensus First-Team All-America and ended his career as UM's all-time leader for interceptions (19) and interception return yards (305). He also set UM records for consecutive games with an interception (5); total tackles by a safety (286) and unassisted tackles by a safety (155).
- Led the nation in interceptions in 1986 (.91 per game) and became a first-round draftee of the Detroit Lions (the 3rd pick overall) in the 1988 NFL Draft.
- Shared the Thorpe Award with Oklahoma's Rickey Dixon. Both finished with 144 points in balloting by a 15-member committee. Florida State's Deion Sanders was third in the voting with 125 points.

BLADES' 1987 GAME-BY-GAME STATS

OPPONENT	UT	AT	IT	INT	TD	FR	FF
Florida	3	5	8	1-14	0	0	0
at Arkansas	3	6	9	0-0	0	0	0
at Florida State	7	10	17	0-0	0	1	0
Maryland	2	6	8	1-0	1*	0	0
at Cincinnati	2	6	8	1-0	0	0	0
at East Carolina	7	10	17	0-0	0	0	0
Miami (Ohio)	1	3	4	0-0	0	0	0
Virginia Tech	8	10	18	0-0	0	0	0
Toledo	8	4	12	1-22	0	0	0
Notre Dame	3	4	7	1-21	0	0	0
South Carolina	9	7	16	0-0	0	0	0
TOTALS	53	71	124	5-57	1	1	0

*Touchdown was a return of a blocked punt.



CRAIG ERICKSON

1990 UNITAS GOLDEN ARM AWARD WINNER

- The starting signal caller in 1989 and 1990, Erickson led the Hurricanes to the 1989 National Championship and a 21-3 record over the 1989-90 seasons.
- Tallied 3,363 passing yards, which included six 300 yard passing games, twice throwing for more than 400.
- Tied a school record with four touchdown passes three times.
- In addition to winning the Unitas Award, Erickson placed eighth in balloting for the Heisman Trophy.

NATIONAL AWARD WINNERS

ERICKSON'S 1990 GAME-BY-GAME STATS

OPPONENT	ATT	COMP	YARDS	INT	TD	PCT	LG
at (16) BYU	52	28	299	1	0	53.8	27
at California	47	32	467	0	4	68.1	40
Iowa	33	17	360	2	3	51.5	73*
(2) Florida State	23	15	128	0	1	56.5	24
Kansas	29	15	229	0	1	51.7	39
at (6) Notre Dame	36	20	355	2	0	55.5	43
at Texas Tech	32	22	307	0	4	68.8	38*
Pittsburgh	35	25	355	0	2	71.4	40
Boston College	26	15	320	1	4	50.0	52*
Syracuse	41	23	259	0	1	56.1	24
at San Diego State	39	17	284	1	2	43.6	56
TOTALS	393	225	3,363	7	22	57.2	73*

Passing Efficiency Rating: 144.00
* Indicates scoring play



RUSSELL MARYLAND

1990 OUTLAND TROPHY WINNER

- As a defensive tackle in 1990, made 96 tackles (54 solos) and had 10.5 quarterback sacks, seven tackles for losses, 19 quarterback pressures, forced five fumbles and broke up two passes.
- Returned to play for Miami in 1990 as a fifth-year senior, turning down what would surely have been a large pro contract.
- First pick in the 1991 NFL Draft by the Dallas Cowboys

MARYLAND'S 1990 GAME-BY-GAME STATS

OPPONENT	UT	AT	TT	TFL	QBS	FF	FR	INT	QBH	PBU
at BYU	4	2	6	0-0	1-5	0	0-0	0-0	1	0
at California	8	4	12	3-8	1-3	1	0-0	0-0	3	0
Iowa	2	2	4	0-0	0-0	0	0-0	0-0	0	0
Florida State	2	4	6	0-0	0-0	0	1-0	0-0	2	0
Kansas	1	3	4	0-0	1-3	1	0-0	0-0	0	0
at Notre Dame	15	5	20	3-9	1-3	0	0-0	0-0	0	0
at Texas Tech	7	5	12	1-4	2-9	0	0-0	0-0	0	0
Pittsburgh	1	3	4	0-0	0-0	0	0-0	0-0	2	1
Boston College	3	5	8	0-0	1-6	0	0-0	0-0	4	1
Syracuse	7	4	11	0-0	3-27	2	0-0	0-0	1	0
at San Diego State	6	3	9	0-0	-1	1	0-0	0-0	5	0
TOTALS	56	40	96	7-210.5-56	5	1-0	0-0	19	2	2



WARREN SAPP

1994 LOMBARDI AWARD WINNER 1994 NAGURSKI TROPHY WINNER

- Finished sixth in the Heisman voting in 1994.
- Consensus All-American who became the first Miami Hurricane to win the Rotary

Lombardi Award, given annually to the nation's top lineman.

- Named Defensive Player of the Year by ABC Sports, Sports Illustrated, Football Writers Association of America, The Football News, Touchdown Club of Atlanta, Touchdown Club of Columbus and The BIG EAST Football Conference
- Led a Miami defense that led the NCAA in total defense, scoring defense and pass defense.
- Earned Player of the Game honors from ABC vs. Washington, the BIG EAST Network vs. Rutgers and ESPN vs. Florida State.
- As a junior in 1994, had 84 tackles and led the Hurricanes in sacks (10.5), tackles for loss (9.0), fumbles caused, fumble recoveries and quarterback pressures (25).
- First-round draft pick of the Tampa Bay Buccaneers (12th choice overall) in the 1995 NFL Draft.
- Earned the Nagurski Trophy, the Lombardi Award, a spot as an Outland Trophy finalist, Football News Defensive Player of the Year and BIG EAST Conference Defensive Player of the Year all in 1994.

SAPP'S 1994 GAME-BY-GAME STATS

OPPONENT	UT	AT	TT	TFL	QBS	FF	FR	INT	QBH	PBU
Georgia Southern	3	2	5	1-4	15-9	0	0-0	0-0	0-0	0
at Arizona State	0	6	6	0-0	5-3	0	1-0	0-0	0	0
Washington	0	8	8	5-1	0-0	0	0-0	0-0	0	0
Virginia Tech	3	1	4	2-15	2-15	1	0-0	0-0	1	1
Florida State	2	6	8	2.5-12	1.5-8	0	0-0	0-0	2	2
at Rutgers	4	2	6	1-3	1-3	0	1-19	0-0	0	0
at West Virginia	1	0	1	0-0	0-0	0	0-0	0-0	1	1
Pittsburgh	3	8	11	2-4	2-11	0	0-0	0-0	0	0
at Syracuse	3	3	6	2-7	1-8	1	0-0	0-0	0	0
at Temple	1	0	1	0-0	0-0	0	0-0	0-0	0	0
Boston College	2	7	9	1.5-5	1-10	0	0-0	0-0	1	1
TOTALS	37	47	84	12.5-4210.5-67	2	2-19	0-0	5	5	5



GINO TORRETTA

1992 HEISMAN TROPHY WINNER 1992 UNITAS GOLDEN ARM AWARD WINNER 1992 DAVEY O'BRIEN AWARD WINNER 1992 MAXWELL AWARD WINNER

- Dominated the Heisman voting and became the most decorated football player in Miami history taking every award available to him in '92: the Maxwell Award (best overall player), Davey O'Brien Award (top quarterback), Unitas Award (top senior quarterback), consensus All-American and every player of the year award. As a senior, threw for 3,060 yards while completing almost 57 percent of his pass attempts.
- Second Hurricanes' quarterback to earn the Johnny Unitas Award, capping a brilliant 1992 season with the honor.
- Exceeded 300 yards passing five times, including a 433-yard effort against Iowa in the season opener.
- Very efficient quarterback who threw only seven interceptions in 402 pass attempts while throwing 19 touchdown passes.
- Led the Hurricanes to a perfect 12-0 record in the regular season on the way to a No. 1 ranking and a Sugar Bowl berth.
- The Pinole, Calif., product rewrote the Miami record books during a spectacular senior season, leaving UM with 11 records to his name, including career marks for passing yards (7,690), pass completions (555) and total offense (7,722 yards). He also set a record for consecutive passes thrown without an interception (123).
- Joined former Hurricane Vinny Testaverde (1986) as a Davey O'Brien Award winner. Both Steve Walsh (1988) and Craig Erickson (1990) were runners-up in their respective years.

TORRETTA'S 1992 GAME-BY-GAME STATS

OPPONENT	ATT	COMP	YARDS	INT	TD	PCT	LG
at (23) Iowa	51	31	433	1	2	60.8	51
Florida A&M	22	12	170	0	2	54.5	51
Arizona	46	26	289	1	1	56.5	31

NATIONAL AWARD WINNERS

(3) Florida State	48	20	252	1	2	41.7	33
at (7) Penn State	31	11	80	0	0	35.5	15
TCU	35	20	350	1	3	57.1	68
at Virginia Tech	28	17	249	0	3	60.7	33
West Virginia	40	28	363	0	3	70.0	40
Temple	23	16	221	0	2	69.6	39
at (7) Syracuse	43	23	343	3	0	53.5	48
at San Diego State	35	19	310	0	1	54.3	47
TOTALS	402	228	3,060	7	19	56.7	68

Passing Efficiency Rating: 132.80

TORRETTA'S CAREER STATS

YEAR	G/GS	COMP	ATT	PCT	YARDS	TD	INT	LP
1989	10/4	101	177	57.1	1,325	8	8	888
1990	9/0	21	41	51.2	210	0	1	20
1991	11/11	205	371	55.3	3,095	20	8	991
1992	11/11	228	402	56.7	3,060	19	7	681
TOTALS	41/26	555	991	56.0	7,690	47	24	991

Career Passing Efficiency: 132.00

*Indicates school record; †Indicates scoring play

1992 HEISMAN VOTING

	POINTS	1ST	2ND	3RD
1. Gino Torretta, Miami	1,400	310	179	112
2. Marshall Faulk, San Diego State	1,080	164	207	174
3. Garrison Hearst, Georgia	982	140	196	170
4. Marvin Jones, Florida State	392	81	51	47
5. Reggie Brooks, Notre Dame	294	42	53	62
6. Charlie Ward, Florida State	126	18	18	36
7. Micheal Barrow, Miami	64	10	10	14



DAN MORGAN

2000 BEDNARIK AWARD WINNER

2000 NAGURSKI TROPHY WINNER

2000 BUTKUS AWARD WINNER

- As a junior in 1999, produced one of the greatest seasons any defensive player has had at the University of Miami, as he made 139 tackles.
- A starter since his true freshman season, came to Miami as a fullback, but during freshman two-a-days in 1997 shined at linebacker.
- Team's leading tackler in 2000 (his third time to lead UM in tackles) with 138.
- Set a school record with 42 consecutive starts and became the first player in the school's history to have 100-plus tackles in each of his four seasons.
- All-time career tackles leader at Miami with 512, breaking the BIG EAST record along the way.
- Named a consensus First-Team All-American and became the first player in college football history to win the Butkus, Nagurski and Bednarik awards in the same season.
- Named Football News National Defensive Player of the Year, an honor he also won on the conference level as voted on by the league's head coaches.

MORGAN'S 2000 GAME-BY-GAME STATS

OPPONENT	UT	AT	TT	TFL	OBS	FF	FR	INT	QBH	PBU
McNeese State	3	4	7	0-0	0-0	0	0-0	0-0	0	0
at Washington	13	7	20	2-3	0-0	0	0-1	1-1	0	3
at West Virginia	9	7	16	2-5	2-5	0	0-0	0-0	4	0
at Rutgers	1	0	1	0-0	0-0	0	0-0	0-0	0	0
Florida State	14	3	17	2-6	0-0	1	0-0	1-23	1	1
at Temple	13	4	17	2-9	1-7	0	0-0	0-0	0	0
Louisiana Tech	2	2	4	0-0	0-0	0	0-0	0-0	0	1
Virginia Tech	7	4	11	0-0	0-0	0	0-0	0-0	0	0
Pittsburgh	11	9	20	2-3	0-0	0	1-0	0-0	0	0
at Syracuse	6	4	10	2-4	0-0	0	0-0	0-0	0	0
Boston College	11	4	15	3-12	1-7	0	0-0	0-0	0	0
TOTALS	90	48	138	15-42	4-19	1	2-0	2-34	5	5

MIAMI HURRICANES IN BUTKUS AWARD VOTING

1990	Maurice Crum, MLB	finalist
1992	Michael Barrow, MLB	finalist
1995	Ray Lewis, MLB	2nd
2000	Dan Morgan, MLB	1st



KEN DORSEY

2001 MAXWELL AWARD WINNER

- Received the 2001 Maxwell Award, given annually to the outstanding college football player of the year.
- Third Miami Hurricane to win the Maxwell Award as he edged fellow finalists Eric Crouch of Nebraska and Rex Grossman of Florida in the closest vote in the 65-year history of the award.
- Was third behind Crouch and Grossman in the 2001 Heisman Trophy voting.
- Led the Hurricanes to a perfect (12-0) record and the 2001 National Championship.
- Finished his career 26-1 at Miami as a starter at quarterback.
- Completed 184 of 318 passes for 2,652 yards with 23 touchdowns and nine interceptions during the 2001 regular season.

KEN DORSEY'S 2001 STATS

YEAR	G/GS	COMP	ATT	PCT	YARDS	TD	INT	LP
2001	11/11	206	353	58.3	3,014	26	10	64

Passing Efficiency Rating: 148.7

DORSEY'S 2001 GAME-BY-GAME STATS

OPPONENT	ATT	COMP	YARDS	INT	TD	PCT	LG
at Penn State	27	20	344	1	3	74.1	47
Rutgers	25	14	315	1	2	56.0	64
at Pittsburgh	32	18	208	1	1	56.3	32
Troy State	30	18	299	0	2	60.0	37
at Florida State	27	14	249	0	3	51.9	35
West Virginia	27	16	192	1	2	59.3	27
Temple	24	16	175	0	2	66.7	41
at Boston College	41	20	222	4	0	48.8	19
Syracuse	20	13	224	0	4	65.0	51
Washington	21	14	189	1	3	66.7	32
at Virginia Tech	44	21	235	0	1	47.7	31
TOTALS	318	184	2,652	9	23	58.3	64
Nebraska (Rose Bowl)	35	22	362	1	3	62.9	49



JOAQUIN GONZALEZ

2001 DRADDY TROPHY WINNER

- Named winner of the "Academic Heisman," the HealthSouth Draddy Trophy, in a ceremony honoring 16 national scholar-athletes at the National Football Foundation's 44th Annual Awards dinner in New York City.

NATIONAL AWARD WINNERS

- One of the nation's top offensive tackles and a major factor in an offensive line that yielded only three quarterback sacks in 2000.
- The 6-foot-6, 298-pound Dean's List member was a three-time Arthur Ashe Jr. Sports Scholar Team member, being named to the First Team in 2000.
- Was a four-time BIG EAST Academic All-Conference selection and an Iron Arrow inductee in 2000 (the highest academic honor bestowed to any UM student or staff member).
- Received a bachelor's degree in business administration in May of 2001 and received a master's of business administration in December of 2001.
- Named a First Team All-America twice by The Football Writers Association in 2000 and 2001.
- Named a second-team All-America.
- Selected to the First Team All-BIG EAST Team in both 2000 and 2001 and was the BIG EAST Rookie of the Year in 1998 - the first recipient of the award to earn all-conference academic honors in the same season.



BRYANT MCKINIE

2001 OUTLAND TROPHY WINNER

- Joined Russell Maryland (1990) as an Outland Trophy winner given annually to the nation's top lineman.
- Capped an impressive career when he beat out Nebraska offensive guard Toniu Fonoti and 2000 Outland Trophy winner John Henderson of Tennessee for the award.
- McKinnie, a 6-foot-9, 336-pound senior from Woodbury, N.J., never allowed a sack during his college career and anchored a line that averaged 5.5 yards per rushing attempt on the way to an undefeated season and the national championship.
- Hallmark performance came when he dominated Syracuse All-America defensive end Dwight Freaney in Miami's 59-0 victory, holding Freaney without a quarterback sack in 52 plays, setting the pace for an offense that rushed for a season-best 331 yards and accumulated 566 yards against the Orangemen.
- Played two seasons after transferring from Lackawanna Junior College (Pa.) prior to sitting out the 1999 season as a redshirt.
- Made a name for himself in Miami's 27-24 victory over Florida State at the Orange Bowl when he shut down FSU's Jamal Reynolds, who managed just one assisted tackle in the game. Reynolds was a First-Team All-American, the Lombardi winner and a first-round NFL draft pick.



BRETT ROMBERG

2002 RIMINGTON TROPHY WINNER

- Became the first University of Miami player to win the Rimington Trophy in 2002.
- Contributed in Miami's 34-game winning streak from 2000 to 2002 as the center.
- Had the versatility to play effectively at guard or tackle, but settled in as the center for his sophomore season in 2000.

- Helped the Hurricanes win 35 of 37 games, one National Championship, three BIG EAST Conference championships, a Sugar Bowl and a Rose Bowl during his career - all with Romberg calling the blocking signals for the offensive line.
- Never allowed a quarterback sack at center and led an offensive line that helped produce three 1,000-yard rushers (James Jackson, Clinton Portis and Willis McGahee), a quarterback (Ken Dorsey) who set every major UM career passing record and an offense that averaged more than 465 yards per game for the balance of his three years as the starting center.
- The Dave Rimington Trophy was one of college football's newest annual awards, given each year since 1999 to college football's outstanding center. It is hosted by the Boomer Esiason Foundation for research and treatment of cystic fibrosis.



KELLEN WINSLOW II

2003 MACKAY AWARD WINNER

- Became the first player in Miami history to win the John Mackey Award.
- The Nassau County Sports Commission presents the prestigious John Mackey Award annually to the most outstanding tight end in Division I-A College Football.
- At 6-foot-5, 245-pounds, led the team with 60 catches and was second on the team with 605 receiving yards, averaging 10.1 yards per catch and 46.5 yards per game as a junior.
- Led or tied for the team lead in receptions in nine games in 2003 and broke the UM record for career receptions by a tight end with 119.
- In his biggest game of the season and the second-biggest of his career, pulled in 10 catches for 104 yards against West Virginia, including a leaping catch over the middle on a critical fourth-and-13 that led to Miami's game-winning field goal in the final seconds against the Mountaineers.
- Made seven catches for 106 yards in the Hurricanes' 22-14 win at Florida State, despite playing in a torrential downpour on a rain-soaked field.
- Stood out as a big-play performer on special teams, blocking a punt against Syracuse.
- Impressed with his blocking ability on offense and special teams in a UM win over Pittsburgh, throwing a key block to spring tailback Jason Geathers for a 78-yard gain on a screen pass that set up a Miami touchdown.
- Following his junior season, was drafted by the Cleveland Browns in the first round as the sixth overall pick in the 2004 NFL Draft.

WINSLOW'S CAREER RECEIVING STATS

YEAR	G/GS	NO	YARDS	AVG	TD	LG
2001	11/0	2	34	17.0	0	19
2002	13/13	57	726	12.7	8	58
2003	13/12	60	605	10.1	1	39
TOTALS	37/25	119	1,365	11.5	9	58

WINSLOW'S 2003 GAME-BY-GAME RECEIVING STATS

OPPONENT	NO	YARDS	TD	LG
at Louisiana Tech	4	35	1	13
Florida	5	35	0	17
East Carolina	2	27	0	16
at Boston College	4	41	0	17
West Virginia	10	104	0	19
at Florida State	7	106	0	39
Temple	4	43	0	17
at Virginia Tech	8	48	0	8
Tennessee	7	88	0	22
Syracuse	1	6	0	6
Rutgers	2	15	0	8
at Pittsburgh	1	9	0	9
vs. Florida State	5	48	0	12
TOTALS	60	605	1	39

ALPHABETICAL #PROCANES ROSTER

- ADKINS, Spencer (LB) – Atlanta Falcons (2009-12)
 ALVERS, STEVE (TE/C) – Buffalo Bills (1981); New York Jets (1982)
 ANDERSON, Ottis (RB) – St. Louis Cardinals (1979-86); New York Giants (1986-92)
 ARMBRISTER, Thurston (LB) – Jacksonville Jaguars (2015); Detroit Lions (2015-16)
 ARMSTEAD, Jessie (LB) – New York Giants (1993-2001); Washington Redskins (2002-03)
 ARMSTRONG, Ray Ray (LB) – St. Louis Rams (2013-14); Oakland Raiders (2015); San Francisco 49ers (2015-17)
 ATKINS, Baraka (DE) – Seattle Seahawks (2007-08); San Francisco 49ers (2009)
 BAILEY, Allen (DL) – Kansas City Chiefs (2011-16)
 BAILEY, Don (C) – Indianapolis Colts (1984-85)
 BAILEY, Robert (DB) – Los Angeles Rams (1991-94); Dallas Cowboys (1995); Washington Redskins (2005); Miami Dolphins (1996); Detroit Lions (1997-99); Baltimore Ravens (2000); Detroit Lions (2001)
 BANASZAK, Pete (RB) – Oakland Raiders (1966-78)
 BARNES, Mike (DT/DE) – Baltimore Colts (1973-81)
 BARROW, Micheal (LB) – Houston Oilers (1993-96); Carolina Panthers (1997-99); New York Giants (2000-03); Dallas Cowboys (2005)
 BASS, Robert (LB) – Chicago Bears (1995)
 BEASON, Jon (LB) – Carolina Panthers (2007-13); New York Giants (2013-15)
 BEIER, Tom (DB) – Miami Dolphins (1967, 1969)
 BELK, Rocky (WR) – Cleveland Browns (1983)
 BELL, Coleman (TE) – Washington Redskins (1994-95); Seattle Seahawks (1996)
 BELLINGER, Rodney (DB) – Buffalo Bills (1984-86)
 BENJAMIN, Travis (WR) – Cleveland Browns (2012-15); San Diego Chargers (2016); Los Angeles Chargers (2017)
 BENNETT, Donnell (RB) – Kansas City Chiefs (1994-2000); Washington Redskins (2001)
 BENNETT, Phil (LB) – Boston Patriots (1960)
 BENNETT, Woody (RB) – New York Jets (1979-80); Miami Dolphins (1980-88)
 BENTLEY, Albert (RB) – Indianapolis Colts (1985-91); Pittsburgh Steelers (1992)
 BERLIN, Brock (QB) – St. Louis Rams (2007-08)
 BERRY, Damien (RB) – Baltimore Ravens (2011-13)
 BIBLA, Martin (G) – Atlanta Falcons (2002-05)
 BLADES, AI (DB) – San Francisco 49ers (2001-02)
 BLADES, Bennie (DB) – Detroit Lions (1988-96); Seattle Seahawks (1997)
 BLADES, Brian (WR) – Seattle Seahawks (1988-98)
 BLAISE, Kerlin (G) – Detroit Lions (1999-2003)
 BOOKMAN, Johnny (DB) – New York Giants (1957); Dallas Texans (1960); New York Titans (1961)
 BOSHER, Matt (K) – Atlanta Falcons (2011-17)
 BOSSELER, Don (FB) – Washington Redskins (1957-64)
 BRATTON, Melvin (RB) – Denver Broncos (1989-90)
 BROPHY, Jay (LB) – Miami Dolphins (1984-86); New York Jets (1987)
 BROUGHTON, Willie (DT/NT) – Indianapolis Colts (1985-86); Dallas Cowboys (1989-90); Los Angeles Raiders (1992-93); New Orleans Saints (1995-96)
 BROWN, Andre (WR) – Miami Dolphins (1989-90)
 BROWN, Delvin (DB) – Jacksonville Jaguars (2001)
 BROWN, Eddie (WR) – Cincinnati Bengals (1985-91)
 BROWN, Fred (LB/TE) – Los Angeles Rams (1965); Philadelphia Eagles (1967-69)
 BROWN, Jerome (DT) – Philadelphia Eagles (1987-91)
 BROWN, Kareem (DT) – New England Patriots (2007); New York Jets (2007-08)
 BROWN, Larry (T) – Kansas City Chiefs (1978-79)
 BUCHANON, Phillip (DB) – Oakland Raiders (2002-04); Houston Texans (2005-06); Tampa Bay Buccaneers (2006-08); Detroit Lions (2009); Washington Redskins (2010-11)
 BURGESS, James (LB) – San Diego Chargers (1997-98)
 BURKE, Mike (P) – Los Angeles Rams (1974)
 BURNS, Artie (CB) – Pittsburgh Steelers (2016-17)
 BURT, Jim (NT/DT) – New York Giants (1981-88); San Francisco 49ers (1989-91)
 BUSH, Deon (S) – Chicago Bears (2016-17)
 BUTLER, Rashad (T) – Carolina Panthers (2006); Houston Texans (2007-12); Cleveland Browns (2013); Pittsburgh Steelers (2013)
 BYRD, LaRon (WR) – Arizona Cardinals (2012-13); Cleveland Browns (2014); Washington Redskins (2015); Carolina Panthers (2016)
 CAESAR, Mark (DL) – Miami Dolphins (1994)
 CAMPBELL, Calais (DE) – Arizona Cardinals (2008-16); Jacksonville Jaguars (2017)
 CARAPELLA, AI (DT/MG/T/LB) – San Francisco 49ers (1951-55)
 CAREY, Vernon (T/G) – Miami Dolphins (2004-11)
 CARROLL, Wesley (WR) – New Orleans Saints (1991-92); Cincinnati Bengals (1993)
 CARTER, Jamal (DB) – Denver Broncos (2017)
 CARTER, Rubin (NT/DT) – Denver Broncos (1975-86)
 CESARE, Billy (DB/KR) – Tampa Bay Buccaneers (1978-79); Miami Dolphins (1980); Tampa Bay Buccaneers (1981); Detroit Lions (1982)
 CHICKILLO, Anthony (LB) – Pittsburgh Steelers (2015-16)
 CHICKILLO, Nick (LB/G) – Chicago Cardinals (1953)
 CHICKILLO, Tony (NT/DE/G) – San Diego Chargers (1984-85); New York Jets (1987)
 CLARK, Bernard (LB) – Cincinnati Bengals (1990-91); Seattle Seahawks (1991)
 CLARK, Howard (LB) – Philadelphia Eagles (2003)
 CLEVELAND, Asante (TE) – San Francisco 49ers (2014-15); New England Patriots (2015); San Diego Chargers (2016)
 CLINE, Tony (DE) – Oakland Raiders (1970-75); San Francisco 49ers (1976-77)
 COCHRANE, Kelly (QB) – Houston Oilers (1972)
 COLBERT, Adrian (DB) – San Francisco 49ers (2017)
 CONNERS, Dan (LB) – Oakland Raiders (1964-74)
 COOK, Charles (DE) – New York Giants (1983)
 COOPER, Mark (G/T) – Denver Broncos (1983-87); Tampa Bay Buccaneers (1987-89)
 COPELAND, Horace (WR) – Tampa Bay Buccaneers (1993-95, 1997); Miami Dolphins (1998)
 COREY, Walt (LB) – Dallas Texans (1960, 1962); Kansas City Chiefs (1963-66)
 CORTES, Julio (LB) – Seattle Seahawks (1987)
 COVINGTON, Scott (QB) – Cincinnati Bengals (1999-2001); St. Louis Rams (2002-03)
 COX, Jim (TE) – Miami Dolphins (1968)

ALPHABETICAL #PROCANES ROSTER

- CURRY, Shane (DE) – Indianapolis Colts (1991)
- DAANEN, Jerry (WR) – St. Louis Cardinals (1968-70)
- DAVENPORT, Najeh (RB) – Green Bay Packers (2002-05); Pittsburgh Steelers (2006-08); Indianapolis Colts (2008)
- DAVIS, Tanard (DB) – Indianapolis Colts (2006); Philadelphia Eagles (2007); Tennessee Titans (2008)
- DAWKINS, Dale (WR) – New York Jets (1990-93)
- DEL BELLO, Jack (QB) – Baltimore Colts (1953)
- DEMARCO, Mario (G/LB) – Detroit Lions (1949)
- DENNISON, Glenn (TE) – New York Jets (1984); Washington Redskins (1987)
- DIAMOND, Charley (T) – Dallas Texans (1960-62); Kansas City Chiefs (1963)
- DIXON, Antonio (DT) – Philadelphia Eagles (2009-12); Indianapolis Colts (2012)
- DOOLEY, Jim (B/E/FL/TE) – Chicago Bears (1952-61)
- DORSETT, Phillip (WR) – Indianapolis Colts (2015-17)
- DORSEY, Ken (QB) – San Francisco 49ers (2003-05); Cleveland Browns (2006-08)
- DUNN, Gary (NT/DT/DE) – Pittsburgh Steelers (1976-87)
- EDWARDS, Eddie (DE/DT) – Cincinnati Bengals (1977-88)
- ELDER, Corn (CB) – Carolina Panthers (2017)
- EPPS, Dedrick (TE) – Miami Dolphins (2010); New York Jets (2011-12)
- ERICKSON, Craig (QB) – Tampa Bay Buccaneers (1992-94); Indianapolis Colts (1995); Miami Dolphins (1996-97); Chicago Bears (1999)
- ETHEREDGE, Carlos (OL) – Indianapolis Colts (1994)
- EVANS, Leon (DE) – Detroit Lions (1985-86)
- EVERETT, Kevin (TE) – Buffalo Bills (2005-07)
- FAGAN, Kevin (DE) – San Francisco 49ers (1987-93)
- FEAGLES, Jeff (P) – New England Patriots (1988-89); Philadelphia Eagles (1990-93); Arizona Cardinals (1994-97); Seattle Seahawks (1998-2002); New York Giants (2003-09)
- FELICIANO, Jonathan (G) – Oakland Raiders (2015-17)
- FITZGERALD, Markese (DB) – Tampa Bay Buccaneers (2002)
- FLOWERS, ERECK (T) – New York Giants (2015-17)
- FORD, Chase (TE) – Minnesota Vikings (2012-15)
- FOREMAN, Chuck (RB) – Minnesota Vikings (1973-79); New England Patriots (1980)
- FORSTON, Marcus (DL) – New England Patriots (2012-13)
- FOX, Jason (T) – Detroit Lions (2010-13); Miami Dolphins (2014-15)
- FOX, Terry (FB/LB) – Philadelphia Eagles (1941, 1945); Miami Seahawks (1946)
- FRANKLIN, Orlando (OL) – Denver Broncos (2011-14); San Diego Chargers (2015-16)
- FRANKS, Bubba (TE) – Green Bay Packers (2000-07); New York Jets (2008)
- FRAZIER, Frank (G) – Washington Redskins (1987)
- FROHBOSE, Bill (DB) – Detroit Lions (1974)
- FULCHER, Mondriel (TE) – Oakland Raiders (2000-02)
- FULLINGTON, Darrell (DB) – Minnesota Vikings (1988-90); New England Patriots (1991); Tampa Bay Buccaneers (1992-93)
- GAINES, Jimmy (LB) – Buffalo Bills (2014-15)
- GAITER, Tony (WR) – New England Patriots (1997-98); San Diego Chargers (1998-99)
- GARY, Cleveland (RB) – Los Angeles Rams (1989-93); Miami Dolphins (1994)
- GEATHERS, Jason (WR) – New York Giants (2004)
- GERMAN, Jammi (WR) – Atlanta Falcons (1998-2001)
- GONZALEZ, Joaquin (T) – Cleveland Browns (2002-04); Indianapolis Colts (2005)
- GOODEN, Tavares (LB) – Baltimore Ravens (2008-10); San Francisco 49ers (2011-12); Houston Texans (2013)
- GOODMAN, Harvey (G) – Denver Broncos (1976)
- GORDON, Richard (TE) – Oakland Raiders (2011-12); Pittsburgh Steelers (2013); Kansas City Chiefs (2013-15); Tennessee Titans (2014)
- GORE, Frank (RB) – San Francisco 49ers (2005-14); Indianapolis Colts (2015-17)
- GRAHAM, Jimmy (TE) – New Orleans Saints (2010-14); Seattle Seahawks (2015-17)
- GREAVES, Gary (T) – Houston Oilers (1960)
- GREEN, Jamaal (DE) – Philadelphia Eagles (2003-04); Chicago Bears (2005); Washington Redskins (2007)
- GREEN, Shayon (LB) – Pittsburgh Steelers (2015)
- GREEN, Yatil (WR) – Miami Dolphins (1997-1999)
- GRIFFIN, Keith (RB) – Washington Redskins (1984-88)
- GUNN, Harland (OL) – Atlanta Falcons (2012-15)
- GUNTER, Ladarius (CB) – Green Bay Packers (2015-17)
- HAGGERTY, Mike (T) – Pittsburgh Steelers (1967-70); New England Patriots (1971); Detroit Lions (1973)
- HAM, Derrick (DE) – Washington Redskins (1999-2000); Cleveland Browns (2001)
- HANKERSON, Leonard (WR) – Washington Redskins (2011-14); Atlanta Falcons (2015)
- HARDEN, Bobby (DB) – Miami Dolphins (1990-93)
- HARRAH, Dennis (G/C) – Los Angeles Rams (1975-87)
- HARRIS, Brandon (DB) – Houston Texans (2011-13); Tennessee Titans (2014-15)
- HARRIS, Derrick (RB) – St. Louis Rams (1996-99); San Diego Chargers (2000)
- HARRIS, Orien (DT) – Cleveland Browns (2006); New Orleans Saints (2007); Cincinnati Bengals (2008-09); Detroit Lions (2009)
- HAWKINS, Bill (DE/DT) – Los Angeles Rams (1989-92)
- HEAPS, Jake (QB) – New York Jets (2015); Seattle Seahawks (2016-17)
- HEFFERNAN, Dave (G) – Tampa Bay Buccaneers (1988)
- HENDERSON, Szentrel (T) – Buffalo Bills (2014-17)
- HENDRICKS, Dwayne (DT) – New York Giants (2010-11)
- HENDRICKS, Ted (LB) – Baltimore Colts (1969-73); Green Bay Packers (1974); Oakland Raiders (1975-81); Los Angeles Raiders (1982-83)
- HENRY, Charles (TE) – Miami Dolphins (1991)
- HESTER, Devin (WR/PR) – Chicago Bears (2006-13); Atlanta Falcons (2014-17)
- HEURTELOU, Calvin (DT) – Denver Broncos (2016)
- HIGHSMITH, Alonzo (RB) – Houston Oilers (1987-89); Dallas Cowboys (1990-91)
- HILL, Quadtrine (RB) – New England Patriots (2006-07)
- HILL, Randal (WR) – Miami Dolphins (1991); Arizona Cardinals (1991-94); Miami Dolphins (1995-96); New Orleans Saints (1997-98)
- HOLMES, Kenny (DE) – Tennessee Titans (1997-2000); New York Giants (2001-03)
- HOWARD, Tracy (DB) – Cleveland Browns (2016); Jacksonville Jaguars

ALPHABETICAL #PROCANES ROSTER

- (2017)
- HUDOCK, Mike (C) – New York Titans (1960-62); New York Jets (1963-65); Miami Dolphins (1966); Kansas City Chiefs (1967)
- HUERTA, Carlos (K) – Chicago Bears (1996), St. Louis Rams (1996)
- HURNS, Allen (WR) – Jacksonville Jaguars (2014-17)
- IRVIN, Michael (WR) – Dallas Cowboys (1988-2000)
- ISIDORA, Danny (OL) – Minnesota Vikings (2017)
- JACKSON, James (RB) – Cleveland Browns (2001-03); Green Bay Packers (2004); Arizona Cardinals (2005)
- JAMES, Edgerrin (RB) – Indianapolis Colts (1999-2005); Arizona Cardinals (2006-08); Seattle Seahawks (2009)
- JAMES, Javarri (RB) – Indianapolis Colts (2010-11)
- JAMES, Mike (RB) – Tampa Bay Buccaneers (2013-16); Detroit Lions (2017)
- JELLEY, Tom (DE) – Pittsburgh Steelers (1951)
- JENKINS, Darnell (WR) – Houston Texans (2008-09)
- JENKINS, Rayshawn (DB) – Los Angeles Chargers (2017)
- JENNINGS, Kelly (DB) – Seattle Seahawks (2006-10); Cincinnati Bengals (2011)
- JOHNSON, Alex (WR) – Houston Oilers (1991)
- JOHNSON, Andre (WR) – Houston Texans (2003-14); Indianapolis Colts (2015); Tennessee Titans (2016)
- JOHNSON, Bruce (DB) – New York Giants (2009-12)
- JOHNSON, Duke (RB) – Cleveland Browns (2015-16)
- JOHNSON, Jack (DB) – Chicago Bears (1957-59); Buffalo Bills (1960-61); Dallas Texans (1961)
- JOHNSON, Ken (RB) – New York Giants (1979)
- JONES, Carlos (CB) – Seattle Seahawks (1998); New Orleans Saints (1999); Minnesota Vikings (2000)
- JONES, Chris T. (WR) – Philadelphia Eagles (1995-98); Oakland Raiders (1998-99)
- JONES, Daryl (WR) – New York Giants (2002-03)
- JONES, Ernie (DB) – Seattle Seahawks (1976); New York Giants (1977-79)
- JONES, Jimmie (DT/DE) – Dallas Cowboys (1990-93); L.A./St. Louis Rams (1994-97); Philadelphia Eagles (1997-98)
- JONES, K.C. (C) – Denver Broncos (1997-2001)
- JONES, Larry (FB) – Washington Redskins (1995-96)
- JOSEPH, Carlos (OL) – San Diego Chargers (2004)
- JOSEPH, Joe (DT) – Washington Redskins (2010)
- JOSEPH, William (DT) – New York Giants (2003-07); Oakland Raiders (2008-10)
- KAAYA, Brad (QB) – Detroit Lions (2017)
- KALINA, Dave (WR) – Pittsburgh Steelers (1970)
- KAMALLU, Ufomba (DT) – Houston Texans (2016-17)
- KEARNS, Tom (T) – New York Giants (1945); Chicago Cardinals (1946)
- KELLY, Jim (QB) – Buffalo Bills (1986-96)
- KENNEDY, Cortez (DT) – Seattle Seahawks (1990-2000)
- KICHEFSKI, Walt (E) – Pittsburgh Steelers (1940-42); Card-Pitt (1944)
- KING, Andre (WR) – Cleveland Browns (2001-04)
- KIRBY, Raphael (LB) – Detroit Lions (2016); Jacksonville Jaguars (2017)
- KOHLBRAND, Joe (DE) – New Orleans Saints (1985-89)
- KOSAR, Bernie (QB) – Cleveland Browns (1985-93); Dallas Cowboys (1993); Miami Dolphins (1994-96)
- KRIEN, Darren (LB) – San Diego Chargers (1994-95)
- LANG, Kenard (DE/DT/LB) – Washington Redskins (1997-2001); Cleveland Browns (2002-05); Denver Broncos (2006)
- LARKIN, Eric (DE) – Houston Oilers (1987)
- LATIMER, Don (NT) – Denver Broncos (1978-83)
- LEWIS, Damione (DT) – St. Louis Rams (2001-05); Carolina Panthers (2006-09); Houston Texans (2010)
- LEWIS, Malcolm – Miami Dolphins (2017)
- LEWIS, Ray (LB) – Baltimore Ravens (1996-2012)
- LINDER, Brandon (G) – Jacksonville Jaguars (2014-16)
- LIPPETT, Ronnie (DB) – New England Patriots (1983-91)
- LITTLE, Earl (DB) – New Orleans Saints (1997-99); Cleveland Browns (2000-04)
- LOSCH, Jack (HB) – Green Bay Packers (1956)
- LUCHEY, Nick (FB) – Cincinnati Bengals (1999-2002); Green Bay Packers (2003-04); Cincinnati Bengals (2005); Baltimore Ravens (2006)
- NOTE: Luchey played under the name Nick Williams at UM*
- MACK, Tremain (DB) – Cincinnati Bengals (1997-2001)
- MARION, Fred (DB) – New England Patriots (1982-91)
- MARK, Greg (DE/LB) – Philadelphia Eagles (1990); Miami Dolphins (1990)
- MARSHALL, Alfonso (DB) – Chicago Bears (2004-05)
- MARYLAND, Russell (DT) – Dallas Cowboys (1991-95); Oakland Raiders (1996-99); Green Bay Packers (2000-01)
- MASTERSON, Bob (E) – Washington Redskins (1938-43); Brooklyn Dodgers (1944); Boston Yanks (1945); Brooklyn AAF (1946)
- MATLOCK, John (CB) – New York Jets (1967); Cincinnati Bengals (1968)
- MAXEY, Marcus (DB) – Kansas City Chiefs (2006)
- McCARTHY, Colin (LB) – Tennessee Titans (2011-14)
- McCLOVER, Darrell (LB) – New York Jets (2004-05); Chicago Bears (2006-07)
- McCord, Tyriq (LB) – Pittsburgh Steelers (2016)
- McDERMOTT, Shane (C) – Carolina Panthers (2015); New York Giants (2016)
- McDOUGAL, Bob (FB) – Green Bay Packers (1947)
- McDOUGLE, Jerome (DE) – Philadelphia Eagles (2003-07); New York Giants (2008)
- McDOWELL, Bubba (DB) – Houston Oilers (1989-94); Carolina Panthers (1995-96)
- McGAHEE, Willis (RB) – Buffalo Bills (2003-06); Baltimore Ravens (2007-10); Denver Broncos (2011-12); Cleveland Browns (2013)
- McGEE, Brandon (DB) – St. Louis Rams (2013-15); Dallas Cowboys (2016)
- McINTOSH, Rocky (LB) – Washington Redskins (2006-11); St. Louis Rams (2012); Detroit Lions (2013)
- McKINNIE, Bryant (T) – Minnesota Vikings (2002-10); Baltimore Ravens (2011-13); Miami Dolphins (2013)
- McNEIL, Ryan (DB) – Detroit Lions (1993-97); St. Louis Rams (1997-98); Cleveland Browns (1999); Dallas Cowboys (2000); San Diego Chargers (2001-03)
- McVEIGH, John (LB) – Seattle Seahawks (1986)
- MERCER, Ivan (TE) – Washington Redskins (2001-02)
- MERCIER, Richard (OG) – Green Bay Packers (2000-01); Cleveland Browns (2002)

ALPHABETICAL #PROCANES ROSTER

- MERIWEATHER, Brandon (DB) – New England Patriots (2007-11); Washington Redskins (2012-14)
- MILLER, Bill (SE/WR) – Dallas Texans (1962); Buffalo Bills (1963); Oakland Raiders (1964, 1966-68)
- MILLER, Dan (K) – New England Patriots (1982); Washington Redskins (1982); Baltimore Colts (1982)
- MILLER, Lamar (RB) – Miami Dolphins (2012-15); Houston Texans (2016-17)
- MIRA, George (QB) – San Francisco 49ers (1964-68); Philadelphia Eagles (1969); Miami Dolphins (1971)
- MORGAN, Dan (LB) – Carolina Panthers (2001-07)
- MORRIS, Stephen (QB) – Jacksonville Jaguars (2014); Philadelphia Eagles (2015); Indianapolis Colts (2015-17)
- MORRIS, Victor (LB) – Miami Dolphins (1987)
- MOSS, Santana (WR) – New York Jets (2001-04); Washington Redskins (2005-14)
- MOSS, Sinorice (WR) – New York Giants (2006-09)
- MOSS, Winston (LB) – Tampa Bay Buccaneers (1987-91); L.A. Raiders (1991-94); Seattle Seahawks (1995-97)
- MYERS, Chris (G) – Denver Broncos (2005-07); Houston Texans (2008-14)
- MYERS, Leonard (DB) – New England Patriots (2001-03)
- MUHAMMAD, Al-Quadin (DL) – New Orleans Saints (2017)
- NEAL, Speedy (FB) – Buffalo Bills (1984)
- NELMS, Cory (DB) – Oakland Raiders (2012-13)
- NELSON, Bob (NG) – Green Bay Packers (1989-90)
- NJOKU, David (TE) – Cleveland Browns (2017)
- NICOLAS, Scott (LB) – Cleveland Browns (1982-86); Miami Dolphins (1987)
- NOPPENBERG, John (HB/FB) – Pittsburgh Steelers (1940-41); Detroit Lions (1941)
- O'DONNELL, Pat (P) – Chicago Bears (2014-17)
- OJOMO, Adewale (DE) – New York Giants (2012-13)
- OLSEN, Greg (TE) – Chicago Bears (2007-10); Carolina Panthers (2011-17)
- O'MAHONEY, Jim (LB) – New York Jets (1965-66)
- ORTEGA, Buck (TE) – New Orleans Saints (2008)
- OTTO, Jim (C) – Oakland Raiders (1960-74)
- OWENS, Burgess (DB) – New York Jets (1973-79); Oakland/L.A. Raiders (1980-82)
- PALEWICZ, Al (LB) – Kansas City Chiefs (1973-75); New York Jets (1977)
- PARRISH, Roscoe (WR) – Buffalo Bills (2005-11); Tampa Bay Buccaneers (2012)
- PAYTON, Jarrett (RB) – Tennessee Titans (2005)
- PEGUESE, Willis (DE) – Houston Oilers (1990-92); Indianapolis Colts (1992-93)
- PERRIMAN, Brett (WR) – New Orleans Saints (1988-90); Detroit Lions (1991-96); Kansas City Chiefs (1997); Miami Dolphins (1997-98)
- PERRYMAN, Denzel (LB) – San Diego Chargers (2015-16); Los Angeles Chargers (2017)
- PHILLIPS, Kenny (DB) – New York Giants (2008-12); New Orleans Saints (2015)
- PHILLIPS, Randy (DB) – Detroit Lions (2010)
- PIERRE, Olsen (DT) – Arizona Cardinals (2016-17)
- POPOVICH, Jeff (DB) – Tampa Bay Buccaneers (2000); Atlanta Falcons (2001)
- PORTIS, Clinton (RB) – Denver Broncos (2002-03); Washington Redskins (2004-10)
- RAKOCZY, Gregg (C/G/T) – Cleveland Browns (1987-90); New England Patriots (1991-92)
- REED, Ed (DB) – Baltimore Ravens (2002-12); Houston Texans (2013); New York Jets (2013)
- REGIS, Micanor (DT) – Atlanta Falcons (2012-13); Carolina Panthers (2014-15)
- RENFROW, Justin (DT/OL) – Green Bay Packers (2014); Seattle Seahawks (2014); San Francisco 49ers (2015); Buffalo Bills (2016)
- RICHARDSON, C.J. (DB) – Seattle Seahawks (1996-98)
- RILEY, Pat (DE) – Chicago Bears (1995)
- ROBERTS, Alfredo (TE/WR) – Kansas City Chiefs (1988-90); Dallas Cowboys (1991-92)
- ROBINSON, Fred (LB/DE) – San Diego Chargers (1982-86); Miami Dolphins (1986)
- ROLLE, Antrel (DB) – Arizona Cardinals (2005-09); New York Giants (2010-14); Chicago Bears (2015)
- ROMBERG, Brett (C) – Jacksonville Jaguars (2003-05); St. Louis Rams (2006-08); Atlanta Falcons (2009, 2011)
- RUMPH, Mike (DB) – San Francisco 49ers (2002-05); Washington Redskins (2006); St. Louis Rams (2007)
- RUSSELL, Twan (LB) – Washington Redskins (1997-99); Miami Dolphins (2000-02)
- RYDER, Nick (FB) – Detroit Lions (1963-64)
- SAPP, Warren (DT) – Tampa Bay Buccaneers (1995-2003); Oakland Raiders (2004-07)
- SCOTT, Rashawn (WR) – Miami Dolphins (2016-17)
- SEARCY, Leon (OL) – Pittsburgh Steelers (1992-95); Jacksonville Jaguars (1996-2000); Baltimore Ravens (2001); Miami Dolphins (2002)
- SEIGLER, Dexter (DB) – Miami Dolphins (1994-95); Seattle Seahawks (1996-98); Arizona Cardinals (1998)
- SHANNON, Randy (LB) – Dallas Cowboys (1989-90)
- SHARPTON, Darryl (LB) – Houston Texans (2010-13); Washington Redskins (2014); Chicago Bears (2014); Arizona Cardinals (2015)
- SHARPE, Glenn (CB) – Atlanta Falcons (2008-09)
- SHIELDS, Sam (DB) – Green Bay Packers (2010-16)
- SHOCKEY, Jeremy (TE) – New York Giants (2002-07); New Orleans Saints (2008-10); Carolina Panthers (2011)
- SILEO, Dan (DT) – Tampa Bay Buccaneers (1987)
- SIMON, Jim (G/T) – Detroit Lions (1963-65); Atlanta Falcons (1966-68)
- SISK, Johnny (DB) – Chicago Bears (1964)
- SMITH, Darrin (LB) – Dallas Cowboys (1993-96); Philadelphia Eagles (1997-98); Seattle Seahawks (1998-99); New Orleans Saints (2000-05)
- SMITH, Don (NT/DE/DT) – Atlanta Falcons (1979-84); Buffalo Bills (1985-86); New York Jets (1987)
- SMITH, Michael (LB) – Cleveland Browns (2002)
- SMITH, Roland (DB) – Atlanta Falcons (1990-92)
- SMITH, Russ (RB) – San Diego Chargers (1969-70)
- SMITH, Tom (RB) – Miami Dolphins (1973)
- SMITH, Willie (TE) – Miami Dolphins (1987)

ALPHABETICAL #PROCANES ROSTER

- SPENCE, Sean (LB) – Pittsburgh Steelers (2012-15); Tennessee Titans (2016-17)
- SPENCER, Darryl (WR) – Atlanta Falcons (1994-95)
- STARKS, Duane (DB) – Baltimore Ravens (1998-2001); Arizona Cardinals (2002-04); New England Patriots (2005); Oakland Raiders (2006-07)
- STEWART, James (RB) – Minnesota Vikings (1995-96)
- STREETER, Tommy (WR) – Baltimore Ravens (2012); Jacksonville Jaguars (2014); Miami Dolphins (2015)
- STUBBS, Daniel (DE/LB) – San Francisco 49ers (1988-89); Dallas Cowboys (1990-91); Cincinnati Bengals (1991-93); Philadelphia Eagles (1995); Miami Dolphins (1996-99)
- SULLIVAN, Mike (G/C) – Dallas Cowboys (1991); Tampa Bay Buccaneers (1992-95); Chicago Bears (1996)
- SULLIVAN, Tom (RB) – Philadelphia Eagles (1972-77); Cleveland Browns (1978)
- SUTTON, Reggie (DB) – New Orleans Saints (1986-87)
- SWAIN, John (DB) – Minnesota Vikings (1981-84); Miami Dolphins (1985); Pittsburgh Steelers (1985-86); Miami Dolphins (1987)
- SWEENEY, Matt (DE) – Tampa Bay Buccaneers (2000-01)
- SWOOPPE, Erik (TE) – Indianapolis Colts (2014-17)
- TATAREK, Bob (DT) – Buffalo Bills (1968-72); Detroit Lions (1972)
- TAYLOR, Sean (DB) – Washington Redskins (2004-07)
- TESTAVERDE, Vinny (QB) – Tampa Bay Buccaneers (1987-92); Cleveland Browns (1993-95); Baltimore Ravens (1996-97); New York Jets (1998-2003); Dallas Cowboys (2004); New York Jets (2005); New England Patriots (2006); Carolina Panthers (2007)
- THOMAS, Lamar (WR) – Tampa Bay Buccaneers (1993-95); Miami Dolphins (1996-00)
- THOMAS, Santonio (DT) – New England Patriots (2005-07); Cleveland Browns (2008)
- THOMPSON, Woody (RB) – Atlanta Falcons (1975-77)
- TORRETTA, Gino (QB) – Minnesota Vikings (1993); Detroit Lions (1994); San Francisco 49ers (1995-96); Seattle Seahawks (1996-87); Indianapolis Colts (1997)
- TROSCH, Gene (DE) – Kansas City Chiefs (1967, 1969)
- TURNER, John (DB) – Minnesota Vikings (1978-83); San Diego Chargers (1984); Minnesota Vikings (1985, 1987)
- TUTEN, Rick (P) – Philadelphia Eagles (1989); Buffalo Bills (1990); Seattle Seahawks (1991-97); St. Louis Rams (1998-99)
- VAN DYKE, Demarcus (DB) – Oakland Raiders (2011-12); Pittsburgh Steelers (2012-13); Kansas City Chiefs (2014); Minnesota Vikings (2015); Atlanta Falcons (2016)
- VERNON, Olivier (DE) – Miami Dolphins (2012-15); New York Giants (2016)
- VICKERS, Kipp (T/G) – Indianapolis Colts (1995-97); Washington Redskins (1999); Baltimore Ravens (2000-01); Washington Redskins (2002)
- VILMA, Jonathan (LB) – New York Jets (2004-07); New Orleans Saints (2008-13)
- VOGEL, Justin (P) – Green Bay (2017)
- VOLLENWEIDER, Jim (HB) – San Francisco 49ers (1962-63)
- WALFORD, Clive (TE) – Oakland Raiders (2015-16)
- WALSH, Steve (QB) – Dallas Cowboys (1989-90); New Orleans Saints (1990-93); Chicago Bears (1994-95); St. Louis Rams (1996); Tampa Bay Buccaneers (1997-98); Indianapolis Colts (1999)
- WALTERS, Matt (DE) – New York Jets (2003)
- WASHINGTON, Brandon (G) – Philadelphia Eagles (2012); St. Louis Rams (2012-15)
- WATERS, Herb (DB) – Green Bay Packers (2016-17)
- WATT, Walt (HB/DB) – Chicago Cardinals (1945)
- WAYNE, Reggie (WR) – Indianapolis Colts (2001-14)
- WEBSTER, Nate (LB) – Tampa Bay Buccaneers (2000-03); Cincinnati Bengals (2004-05); Denver Broncos (2006-08)
- WEISACOSKY, Ed (LB) – New York Giants (1967); Miami Dolphins (1968-70); New England Patriots (1971-72)
- WERL, Bob (DE/G) – New York Jets (1966)
- WHEELER, Jared (OL) – Philadelphia Eagles (2015)
- WILFORK, Vince (NT/DT) – New England Patriots (2004-14); Houston Texans (2015-16)
- WILLIAMS, Andrew (DE) – San Francisco (2003-04)
- WILLIAMS, D.J. (LB) – Denver Broncos (2004-12); Chicago Bears (2013-14)
- WILLIAMS, Darryl (DB) – Cincinnati Bengals (1992-95); Seattle Seahawks (1996-99); Cincinnati Bengals (2000-01)
- WILLIAMS, Marquee (FB) – Jacksonville Jaguars (2017)
- WILLIAMS, Kevin (WR) – Dallas Cowboys (1993-96); Arizona Cardinals (1997); Buffalo Bills (1998-99); San Francisco 49ers (2000)
- WILLIAMS, Leon (LB) – Cleveland Browns (2006-08); Dallas Cowboys (2010); Kansas City Chiefs (2012)
- WILLIAMS, Lester (NT/DE) – New England Patriots (1982-85); San Diego Chargers (1986); Seattle Seahawks (1987)
- WILLIAMS, Warren (RB) – Pittsburgh Steelers (1988-92); Indianapolis Colts (1993)
- WIMBERLY, Marcus (DB) – Atlanta Falcons (1997)
- WINSLOW Jr., Kellen (TE) – Cleveland Browns (2004-08); Tampa Bay Buccaneers (2009-11); New England Patriots (2012); New York Jets (2013)
- WINSTON, Eric (T) – Houston Texans (2006-11); Kansas City Chiefs (2012); Arizona Cardinals (2013); Cincinnati Bengals (2014-17)

NOTE: 2017 roster status as of July 1, 2017.

ALL-TIME #PROCANES BY TEAM

ARIZONA CARDINALS

PLAYER	POS	YEARS
Anderson, Ottis	RB	1979-85
Byrd, LaRon	WR	2012-13
Campbell, Calais	DE	2008-16
Chickillo, Nick	G	1953
Daanen, Jerry	WR	1968-70
Feagles, Jeff	P	1994-97
Gunn, Harland	G	2012-15
Hill, Randal	WR	1991-94
Jackson, James	RB	2005
James, Edgerrin	RB	2006-08
Kearns, Tom	T	1946
Pierre, Olsen	DT	2016-17
Rolle, Antrel	DB	2005-09
Seigler, Dexter	CB	1998
Sharpton, Darryl	LB	2015
Starks, Duane	CB	2002-04
Watt, Walter	HB	1945
Williams, Kevin	WR	1997
Winston, Eric	OT	2013

ATLANTA FALCONS

PLAYER	POS	YEARS
Adkins, Spencer	LB	2009-12
Bibla, Martin	G	2002-05
Bosher, Matt	P/K	2011-17
German, Jammi	WR	1998-2000
Grace, Jermaine	LB	2017
Hankerson, Leonard	WR	2015
Hester, Devin	KR	2014-16
Horn, Tyler	C	2012
Matlock, John	C	1970-71
Popovich, Jeff	DB	2001
Regis, Micanor	DT	2012-13
Romberg, Brett	OL	2009, 2011
Sharpe, Glenn	DB	2008-09
Simon, Jim	G	1966-68
Smith, Don	DE	1979-84
Smith, Roland	DB	1990-92
Spencer, Darryl	WR	1994-95
Thompson, Woody	RB	1975-77
Van Dyke, Demarcus	DB	2016
Wimberley, Marcus	S	1997

BALTIMORE RAVENS

PLAYER	POS	YEARS
Bailey, Robert	CB	2000
Berry, Damien	RB	2011-13
Gooden, Tavares	LB	2008-10
Lewis, Ray	LB	1996-2012
Luchey, Nick	FB	2006
McGahee, Willis	RB	2007-10
McKinnie, Bryant	OT	2011-13
Reed, Ed	FS	2002-12
Searcy, Leon	OL	2001
Starks, Duane	CB	1998-2001
Streeter, Tommy	WR	2012
Testaverde, Vinny	QB	1996-97
Vickers, Kipp	OL	2000-01
Wilson, Adrian	DE	2001

BUFFALO BILLS

PLAYER	POS	YEARS
Alvers, Steve	TE/C	1981
Bellinger, Rodney	CB	1984-86
Everett, Kevin	TE	2005-07

PLAYER

PLAYER	POS	YEARS
Gaines, Jimmy	LB	2014-15
Hankerson, Leonard	WR	2016
Henderson, Seantrel	T	2014-17
Johnson, Jack	DB	1960-61
Kelly, Jim	QB	1986-96
Matlock, John	C	1972
McGahee, Willis	RB	2003-06
Miller, Bill	SE	1963
Neal, Robert "Speedy"	FB	1984
Parrish, Roscoe	WR	2005-11
Renfrow, Justin	OL	2016
Smith, Don	DE	1985-86
Tatarek, Bob	DT	1968-72
Tuten, Rick	P	1990
Williams, Kevin	WR	1998-99

CAROLINA PANTHERS

PLAYER	POS	YEARS
Armstead, Jessie	LB	2004
Barrow, Micheal	LB	1997-99
Beason, Jon	LB	2007-13
Butler, Rashad	OT	2006
Byrd, LaRon	WR	2016-17
Elder, Corn	CB	2017
Lewis, Damione	DT	2006-09
McDermott, Shane	C	2015
McDowell, Bubba	DB	1995-97
Morgan, Dan	LB	2001-07
Olsen, Greg	TE	2011-17
Regis, Micanor	DT	2014-15
Shockey, Jeremy	TE	2011
Testaverde, Vinny	QB	2007

CHICAGO BEARS

PLAYER	POS	YEARS
Bass, Robert	LB	1995
Beason, Jon	LB	2013-15
Bush, Deon	S	2016-17
Dooley, Jim	FL	1952-54, 1956-57, 1959-62
Erickson, Craig	QB	1999
Green, Jamaal	DE	2005-06
Hester, Devin	KR	2006-13
Huerta, Carlos	K	1996
Johnson, Jack	DB	1957-59
Marshall, Alfonso	DB	2004-05
McClover, Darrell	LB	2006-07
Meriweather, Brandon	S	2011
O'Donnell, Pat	P	2014-17
Olsen, Greg	TE	2007-10
Riley, Pat	DE	1995
Rolle, Antrel	DB	2015
Sharpton, Darryl	LB	2014
Sisk, Johnny	DB	1964
Sullivan, Mike	G	1996
Walsh, Steve	QB	1994-95
Williams, D.J.	LB	2013-14
Wise, Ty	C	2001

CINCINNATI BENGALS

PLAYER	POS	YEARS
Brown, Eddie	WR	1985-91
Carroll, Wesley	WR	1993
Clark, Bernard	LB	1990-91
Covington, Scott	QB	1999-2001

HISTORY

ALL-TIME #PROCANES BY TEAM

PLAYER	POS	YEARS
Edwards, Eddie	DE	1977-88
Harris, Orien	DT	2008-09
Jennings, Kelly	DB	2011
Luchey, Nick	FB	1999-2002, 2005
Mack, Tremain	S	1997-2001
Matlock, John	C	1968
Stubbs, Daniel	DE	1991-93
Webster, Nate	LB	2004-05
Williams, Darryl	DB	1992-95, 2000-01
Williams, Nick	FB	1999-2002
Winston, Eric	OT	2014-17

CLEVELAND BROWNS

PLAYER	POS	YEARS
Belk, Rocky	WR	1983
Benjamin, Travis	WR	2012-15
Butler, Rashad	OT	2013
Byrd, LaRon	WR	2014
Dorsey, Ken	QB	2006-08
German, Jammi	WR	2001
Gonzalez, Joaquin	OL	2002-04
Ham, Derrick	DE	2001
Harris, Orien	DT	2006
Howard, Tracy	DB	2016
Jackson, James	RB	2001-03
Johnson, Duke	RB	2015-17
King, Andre	WR	2001-04
Kosar, Bernie	QB	1985-93
Lang, Kenard	DE	2002-05
Little, Earl	DB	2000-04
McGahee, Willis	RB	2013
McNeil, Ryan	DB	1999
Mercier, Richard	OL	2002
Nicolas, Scott	LB	1982-86
Njoku, David	TE	2017
Rakoczy, Gregg	C	1987-90
Smith, Michael	LB	2002
Sullivan, Tom	RB	1978
Testaverde, Vinny	QB	1993-95
Thomas, Santonio	DT	2008
Williams, Leon	LB	2006-08
Winslow II, Kellen	TE	2004-08

DALLAS COWBOYS

PLAYER	POS	YEARS
Bailey, Robert	DB	1995
Barrow, Micheal	LB	2005
Bell, Coleman	TE	1993
Broughton, Willie Lee	DE	1989-90
Gunn, Harland	G	2012
Highsmith, Alonzo	RB	1990-91
Irvin, Michael	WR	1988-2000
Jones, Jimmie	DT	1990-93
Kosar, Bernie	QB	1993
Maryland, Russell	DT	1991-95
McGee, Brandon	CB	2016
McNeil, Ryan	DB	2000
Roberts, Alfredo	TE	1991-92
Shannon, Randy	LB	1989-90
Smith, Darrin	LB	1993-96
Stubbs, Dan	DE	1990-91
Sullivan, Mike	OL	1991
Testaverde, Vinny	QB	2004
Walsh, Steve	QB	1989-90
Williams, Leon	LB	2010
Williams, Kevin	KR	1993-96

DENVER BRONCOS

PLAYER	POS	YEARS
Bratton, Melvin	RB	1989-90
Brown, Delvin	DB	2002
Carter, Jamal	DB	2017
Carter, Rubin	NT	1975-86
Cooper, Mark	G	1983-87
Franklin, Orlando	OL	2011-2014
Goodman, Harvey	G	1976
Heurtelou, Calvin	DT	2016
Jones, K.C.	C	1997-2001
Kang, Kenard	DE	2006
Latimer, Don	NT	1978-83
McGahee, Willis	RB	2011-12
Myers, Chris	G	2005-07
Portis, Clinton	RB	2002-03
Webster, Nate	LB	2006-08
Williams, D.J.	LB	2004-12

DETROIT LIONS

PLAYER	POS	YEARS
Armbrister, Thurston	LB	2016-17
Bailey, Robert	CB	1997-99, 2001
Blades, Bennie	DB	1988-96
Blaise, Kerlin	OL	1998-2003
Buchanan, Phillip	CB	2009
Cesare, Billy	DB/KR	1982
DeMarco, Mario	G	1949
Evans, Leon	DE	1985-86
Fox, Jason	T	2010-13
Frohbose, Bill	DB	1974
Haggerty, Mike	T	1973
Harris, Orien	DT	2009
James, Mike	RB	2017
Kaaya, Brad	QB	2017
Kirby, Raphael	LB	2016
McIntosh, Rocky	LB	2013
McNeil, Ryan	DB	1993-97
Noppenberg, John	HB/FB	1941
Perriman, Brett	WR	1991-96
Phillips, Randy	DB	2010
Ryder, Nick	FB	1963-64
Simon, Jim	G	1963-65
Tatarek, Bob	DT	1972
Torretta, Gino	QB	1994

GREEN BAY PACKERS

PLAYER	POS	YEARS
Davenport, Najeh	RB	2002-05
Franks, Bubba	TE	2000-07
Gunter, Ladarius	CB	2015-2017
Hendricks, Ted	LB	1974
Jackson, James	RB	2004
Losch, Jack	HB	1956
Luchey, Nick	FB	2003-04
Maryland, Russell	DT	2000-01
McDougal, Bob	B	1947
Mercier, Richard	G	2000-01
Nelson, Bob	NG	1989-90
Renfrow, Justin	DT	2014
Shields, Sam	CB	2010-16
Vogel, Justin	P	2017
Waters, Herb	DB	2016-17

ALL-TIME #PROCANES BY TEAM

HOUSTON TEXANS

PLAYER	POS	YEARS
Buchanan, Phillip	CB	2005-06
Butler, Rashad	OT	2007-12
Gooden, Tavares	LB	2013
Harris, Brandon	CB	2011-13
Jenkins, Darnell	WR	2008-09
Johnson, Andre	WR	2003-14
Kamalu, Ufomba	DT	2016-17
Lewis, Damione	DT	2010
Miller, Lamar	RB	2016-17
Myers, Chris	OL	2008-14
Reed, Ed	DB	2013
Sharpton, Darryl	LB	2010-13
Wilfork, Vince	DT	2015-16
Winston, Eric	OT	2006-11

INDIANAPOLIS COLTS

PLAYER	POS	YEARS
Bailey, Don	C	1984-85
Barnes, Mike	DE	1973-81
Bentley, Albert	RB	1985-91
Broughton, Willie Lee	NT	1985-86
Curry, Shane	DT	1991
Davenport, Najeh	RB	2008
Davis, Tanard	DB	2006
Del Bello, Jack	QB	1953
Dixon, Antonio	DT	2012
Dorsett, Phillip	WR	2015-17
Erickson, Craig	QB	1995
Etheredge, Carlos	OL	1994
Gonzalez, Joaquin	OL	2005
Gore, Frank	RB	2015-17
Hendricks, Ted	LB	1969-73
James, Edgerrin	RB	1999-2005
James, Javaris	RB	2010-11
Johnson, Andre	WR	2015
Morris, Stephen	QB	2015-17
Miller, Danny	P/K	1982
Peguese, Willis	DE	1992-93
Spence, Sean	LB	2017
Swoope, Erik	TE	2014-17
Toretta, Gino	QB	1997
Vickers, Kipp	OL	1995-97
Walsh, Steve	QB	1999
Wayne, Reggie	WR	2001-14
Williams, Warren	RB	1993

JACKSONVILLE JAGUARS

PLAYER	POS	YEARS
Armbrister, Thurston	LB	2015-16
Brown, Delvin	DB	2001
Campbell, Calais	DE	2017
Hurns, Allen	WR	2014-17
Howard, Tracy	DB	2017
Kirby, Raphael	LB	2017
Linder, Brandon	OG	2014-17
Morris, Stephen	QB	2014
Romberg, Brett	C	2003-05
Searcy, Leon	OT	1996-2000
Streeter, Tommy	WR	2014
Williams, Marquez	FB	2017

KANSAS CITY CHIEFS

PLAYER	POS	YEARS
Bailey, Allen	DE	2011-Present
Bennett, Donnell	RB	1994-2000

PLAYER

PLAYER	POS	YEARS
Bookman, Johnny	DB	1960
Brown, Larry	T	1978-79
Corey, Walt	LB	1960-66
Diamond, Charley	T	1960-63
Gordon, Richard	TE	2013-15
Hudock, Mike	C	1967
Johnson, Jack	DB	1961
Maxey, Marcus	CB	2006
Miller, Bill	SE	1962
Palewicz, Al	LB	1973-75
Perriman, Brett	WR	1997
Roberts, Alfredo	TE	1988-90
Trosch, Gene	DT	1967,69
Van Dyke, DeMarcus	CB	2014
Williams, Leon	LB	2012
Winston, Eric	OT	2012

LOS ANGELES CHARGERS

PLAYER	POS	YEARS
Benjamin, Travis	WR	2017
Burgess, James	LB	1997-98
Chickillo, Tony	NT	1984-85
Cleveland, Asante	TE	2016-17
Franklin, Orlando	OL	2015-16
Gaiter, Tony	WR	1998-99
Harris, Derrick	FB	2000
Jenkins, Rayshawn	DB	2017d
Joseph, Carlos	OT	2004
Krien, Darren	LB	1994-95
McNeil, Ryan	CB	2001-03
Parrish, Roscoe	WR	2012
Perryman, Denzel	LB	2015-16
Robinson, Fred	DE	1982-86
Smith, Russ	RB	1969-70
Turner, John	DB	1984
Williams, Lester	DL	1986

LOS ANGELES RAMS

PLAYER	POS	YEARS
Armstrong, Ray Ray	LB	2013-14
Bailey, Robert	DB	1991-94
Berlin, Brock	QB	2007-08
Brown, Fred	LB/DE	1965
Burke, Mike	P	1974
Covington, Scott	QB	2002-03
Gary, Cleveland	RB	1989-93
Harrah, Dennis	G	1975-87
Harris, Derrick	FB	1996-99
Hawkins, Bill	DE	1989-92
Huerta, Carlos	K	1996
Jones, Jimmie	DT	1994-97
Lewis, Damione	DT	2001-05
McGee, Brandon	CB	2013-15
McIntosh, Rocky	LB	2012
McNeil, Ryan	DB	1997-98
Romberg, Brett	C	2006-08
Rumph, Mike	DB	2007
Tuten, Rick	P	1998-99
Walsh, Steve	QB	1996
Washington, Brandon	OL	2012-15

MIAMI DOLPHINS

PLAYER	POS	YEARS
Bailey, Robert	CB	1996
Beier, Tom	S	1967,1969
Bennett, Woody	FB	1980-88

ALL-TIME #PROCANES BY TEAM

PLAYER	POS	YEARS
Brophy, Jay	LB	1984-86
Brown, Andre	WR	1989-90
Caesar, Mark	DL	1994
Carey, Vernon	OL	2004-11
Cesare, Billy	S	1980
Copeland, Horace	WR	1998
Cox, Jim	TE	1968
Epps, Dedrick	TE	2010
Erickson, Craig	QB	1996-97
Fox, Jason	OT	2014-15
Gary, Cleveland	RB	1994
Green, Yatil	WR	1997-1999
Harden, Bobby	S	1990-93
Henry, Charles	TE	1991
Hill, Randal	WR	1991, 1995-96
Hudock, Mike	C	1966
Kosar, Bernie	QB	1994-96
Lewis, Malcolm	WR	2017
Mark, Greg	DE	1990
McKinnie, Bryant	OT	2013
Miller, Lamar	RB	2012-15
Mira, George	QB	1971
Morris, Victor	LB	1987
Nicolas, Scott	LB	1987
Perriman, Brett	WR	1997-98
Robinson, Fred	LB	1986
Russell, Twan	LB	2000-02
Scott, Rashawn	WR	2016-Present
Searcy, Leon	OT	2002
Seigler, Dexter	DB	1994-95
Smith, Tom	RB	1973
Smith, Willie	TE	1987
Streeter, Tommy	WR	2015
Stubbs, Daniel	DE	1996-99
Swain, John	CB	1985, 1987
Thomas, Lamar	WR	1997-2000
Tucker, Syll	TE	1998
Vernon, Olivier	DE	2012-15
Walters, Matt	P	2005
Weisacosky, Ed	LB	1968-70
Wimberly, Marcus	S	1999

MINNESOTA VIKINGS

PLAYER	POS	YEARS
Boireau, Michael	DE	2000-01
Coley, Stacy	WR	2017
Ford, Chase	TE	2012-15
Foreman, Chuck	RB	1973-79
Fullington, Darrell	DB	1988-90
Isidora, Danny	OL	2017
Jones, Carlos	DB	2000
McKinnie, Bryant	OT	2002-10
Stewart, James	RB	1995-96
Swain, John	CB	1981-84
Turner, John	DB	1978-83, 85, 87
Torretta, Gino	QB	1993
Van Dyke, DeMarcus	CB	2015

NEW ENGLAND PATRIOTS

PLAYER	POS	YEARS
Bennett, Phil	LB	1960
Brown, Kareem	DT	2007
Cleveland, Asante	TE	2016
Feagles, Jeff	P	1988-89
Foreman, Chuck	RB	1980
Forston, Marcus	DT	2012-13

PLAYER	POS	YEARS
Fullington, Darrell	S	1991
Gaiter, Tony	WR	1997-98
Haggerty, Mike	T	1971
Hill, Quadtrine	RB	2006-07
Lippett, Ronnie	CB	1983-91
Marion, Fred	S	1982-91
Meriweather, Brandon	S	2007-11
Miller, Danny	K	1982
Myers, Leonard	CB	2001-03
Rakoczy, Gregg	C	1991-92
Sievers, Todd	P	2003
Starks, Duane	CB	2005
Testaverde, Vinny	QB	2006
Thomas, Santonio	DT	2005-07
Weisacosky, Ed	LB	1971-72
Wilfork, Vince	DT	2004-14
Williams, Lester	NT	1982-85
Winslow II, Kellen	TE	2012

NEW ORLEANS SAINTS

PLAYER	POS	YEARS
Broughton, Willie Lee	DT	1995-96
Carroll, Wesley	WR	1991-92
Graham, Jimmy	TE	2010-14
Harris, Derrick	RB	2000-01
Harris, Orien	DT	2007
Hill, Randal	WR	1997-98
Jones, Carlos	DB	1999
Kohlbrand, Joe	DE	1985-89
Little, Earl	DB	1997-99
Muhammad, Al-Quadin	DE	2017
Ortega, Buck	TE	2008
Perriman, Brett	WR	1988-90
Phillips, Kenny	S	2015
Shockey, Jeremy	TE	2008-10
Smith, Darrin	LB	2000-05
Sutton, Reggie	DB	1986-87
Vilma, Jonathan	LB	2008-13
Walsh, Steve	QB	1990-93

NEW YORK GIANTS

PLAYER	POS	YEARS
Anderson, Ottis	RB	1986-92
Armstead, Jessie	LB	1993-2001
Barrow, Micheal	LB	2000-03
Bookman, Johnny	DB	1957
Burt, Jim	NT	1981-88
Cook, Charles	NT	1983
Feagles, Jeff	P	2003-09
Flowers, Ereck	OT	2015-16
Geathers, Jason	WR	2004
Hendricks, Dwayne	DT	2010-11
Holmes, Kenny	DE	2001-04
Johnson, Bruce	CB	2009-12
Johnson, Ken	RB	1979
Jones, Daryl	WR	2002-03
Jones, Ernie	DB	1977-79
Joseph, William	DT	2003-07
Kearns, Tom	T	1945
Mark, Greg	DE	1990
McDermott, Shane	C	2016
McDougle, Jerome	DE	2008
Moss, Sinorice	WR	2006-09
Ojomo, Adewale	DE	2012-13
Phillips, Kenny	S	2008-12
Rolle, Antrel	DB	2010-14

ALL-TIME #PROCANES BY TEAM

PLAYER	POS	YEARS
Shockey, Jeremy	TE	2002-07
Vernon, Olivier	DE	2016-17
Weisacosky, Ed	LB	1967

NEW YORK JETS

PLAYER	POS	YEARS
Alvers, Steve	TE/C	1982
Bennett, Woody	RB	1979-80
Bookman, Johnny	DB	1961
Brophy, Jay	LB	1987
Brown, Kareem	DT	2007-08
Chickillo, Tony	DE	1987
Dawkins, Dale	WR	1990-93
Dennison, Glenn	TE	1984
Epps, Dedrick	TE	2011-12
Franks, Bubba	TE	2008
Heaps, Jake	QB	2015
Hudock, Mike	C	1960-65
Matlock, John	CB	1967
McClover, Darrell	LB	2004-05
Moss, Santana	WR	2001-04
O'Mahoney, Jim	LB	1965-66
Owens, Burgess	S	1973-79
Palewicz, Al	LB	1977
Reed, Ed	DB	2013
Smith, Don	DT	1987
Testaverde, Vinny	QB	1998-2003, 2005
Vilma, Jonathan	LB	2004-07
Walters, Matt	P	2003
Werl, Bob	DE	1966
Winslow II, Kellen	TE	2013

OAKLAND RAIDERS

PLAYER	POS	YEARS
Armstrong, Ray Ray	LB	2015
Banaszak, Pete	RB	1966-78
Broughton, Willie Lee	DT	1992-93
Buchanan, Phillip	CB	2002-04
Cline, Tony	DE	1970-75
Connors, Dan	LB	1964-74
Copeland, Horace	WR	1999
Feliciano, Jon	OL	2015-17
Fulcher, Mondriel	TE	2000-02
Gordon, Richard	TE	2011-12
Hendricks, Ted	LB	1975-83
Jones, Chris T.	WR	1998-99
Joseph, William	DT	2008-10
Maryland, Russell	DT	1996-99
Miller, Bill	SE	1964, 1966-68
Moss, Winston	LB	1991-94
Nelms, Cory	DB	2012-13
Otto, Jim	C	1960-74
Owens, Burgess	S	1980-82
Parrish, Roscoe	WR	2012
Sapp, Warren	DT	2004-07
Starks, Duane	CB	2006-07
Van Dyke, DeMarcus	CB	2011-12
Walford, Clive	TE	2015-17

PHILADELPHIA EAGLES

PLAYER	POS	YEARS
Brown, Fred	LB/DE	1967-69
Brown, Jerome	DT	1987-91
Clark, Howard	LB	2003
Davis, Tanard	DB	2007
Dixon, Antonio	DT	2009

PLAYER	POS	YEARS
Feagles, Jeff	P	1990-93
Ford, Chase	TE	2012
Fox, Terry	FB	1941, 1945
Green, Jamaal	DE	2003-04
Jones, Chris T.	WR	1995-98
Jones, Jimmie	DL	1997-98
Jones, Larry	RB	1996-97
Mark, Greg	DE	1990
McDougle, Jerome	DE	2003-07
Mira, George	QB	1969
Morris, Stephen	QB	2015
Patchan, Matt	OT	1988
Smith, Darrin	LB	1997-98
Stubbs, Daniel	DE	1995
Sullivan, Tom	RB	1972-77
Tuten, Rick	P	1989
Washington, Brandon	OL	2012
Wheeler, Jared	OL	2015

PITTSBURGH STEELERS

PLAYER	POS	YEARS
Bentley, Albert	RB	1992
Burns, Artie	CB	2017
Butler, Rashad	OT	2013
Chickillo, Anthony	DL	2015-17
Davenport, Najeh	RB	2006-08
Dunn, Gary	NT	1976-87
Gordon, Richard	TE	2013
Green, Shayon	LB	2015
Haggerty, Mike	T	1967-70
Jelley, Tom	E	1951
Kalina, Dave	WR	1970
Kichefski, Walt	E	1940-42
McCord, Tyrriq	LB	2016
Noppenberg, John	HB/FB	1940-41
Searcy, Leon	OL	1992-95
Spence, Sean	LB	2012-15
Swain, John	CB	1985-86
Van Dyke, DeMarcus	CB	2012-13
Williams, Warren	RB	1988-92

SAN FRANCISCO 49ERS

PLAYER	POS	YEARS
Armstrong, Ray Ray	LB	2015-17
Atkins, Baraka	DE	2009
Blades, Al	DB	2001-02
Burt, Jim	NT	1989-91
Carapella, Al	T	1951-55
Cleveland, Asante	TE	2014-15
Cline, Tony	DE	1976-77
Colbert, Adrian	DB	2017
Dorsey, Ken	QB	2003-05
Fagan, Kevin	DE	1987-93
Gore, Frank	RB	2005-14
Gooden, Tavares	LB	2011-12
Mira, George	QB	1964-68
Renfrow, Justin	DT	2015
Rumph, Mike	CB	2002-05
Stubbs, Dan	DE	1988-89
Torretta, Gino	QB	1995-96
Vollenweider, Jim	RB	1962-63
Williams, Andrew	DE	2003-04
Williams, Kevin	WR	2000

HISTORY

ALL-TIME #PROCANES BY TEAM

SEATTLE SEAHAWKS

PLAYER	POS	YEARS
Atkins, Baraka	DE	2007-08
Bell, Coleman	TE	1996
Blades, Bennie	DB	1997
Blades, Brian	WR	1988-98
Clark, Bernard	LB	1991
Cortes, Julio	LB	1987
Feagles, Jeff	P	1998-2002
Graham, Jimmy	TE	2015-17
Heaps, Jake	QB	2016-17
James, Edgerrin	RB	2009
Jennings, Kelly	CB	2006-10
Jones, Carlos	CB	1998
Jones, Ernie	DB	1976
Kennedy, Cortez	DT	1990-2000
McVeigh, John	DE	1986
Moss, Winston	LB	1995-97
Renfrow, Justin	DT	2014
Richardson, C.J.	DB	1996-98
Siegler, Dexter	CB	1996-98
Smith, Darrin	LB	1998-99
Torretta, Gino	QB	1996-97
Tuten, Rick	P	1991-97
Winslow II, Kellen	TE	2012
Williams, Darryl	DB	1996-99
Williams, Lester	DL	1987

TAMPA BAY BUCCANEERS

PLAYER	POS	YEARS
Bailey, Don	C	1983
Buchanan, Phillip	DB	2006-08
Cesare, Billy	DB/KR	1978-79, 1981
Cooper, Mark	G	1987-89
Copeland, Horace	WR	1993-98
Ericksen, Craig	QB	1992-94
Fitzgerald, Markese	DB	2002
Fullington, Darrell	DB	1992-93
Heffernan, David	OL	1988
James, Mike	RB	2013-16
Moss, Winston	LB	1987-91
Parrish, Roscoe	WR	2012
Popovich, Jeff	DB	2000
Sapp, Warren	DT	1995-2003
Sileo, Dan	DT	1987
Sullivan, Mike	OL	1992-95
Sweeney, Matt	DE	2000-01
Testaverde, Vinny	QB	1987-92
Thomas, Lamar	WR	1993-95
Walsh, Steve	QB	1997-98
Webster, Nate	LB	2000-03
Winslow II, Kellen	TE	2009-11

TENNESSEE TITANS

PLAYER	POS	YEARS
Barrow, Micheal	LB	1993-96
Cochrane, Kelly	QB	1972
Davis, Tanard	DB	2008
Gordon, Richard	TE	2014
Greaves, Gary	DE	1960
Harris, Brandon	DB	2014-15
Highsmith, Alonzo	FB	1987-89
Holmes, Kenny	DE	1997-2003
Johnson, Alex	WR	1991
Larkin, Eric	T	1987
McCarthy, Colin	LB	2011-14

PLAYER	POS	YEARS
McDowell, Bubba	S	1989-94
Payton, Jarett	RB	2005
Peguese, Willis	DE	1990-92
Spence, Sean	LB	2016

WASHINGTON REDSKINS

PLAYER	POS	YEARS
Armstead, Jessie	LB	2002-03
Bailey, Robert	CB	1995
Barrow, Micheal	LB	2004
Bell, Coleman	TE	1994-95
Bennett, Donnell	RB	2001
Bosseler, Don	FB	1957-64
Buchanan, Phillip	DB	2010-11
Byrd, LaRon	WR	2015
Dennison, Glenn	TE	1987
Frazier, Frank	G	1987
Green, Jamaal	DE	2007
Griffin, Keith	RB/KR	1984-88
Ham, Derrick	DE	1999-2000
Hankerson, Leonard	WR	2011-14
Jones, Larry	RB	1995-96
Joseph, Joe	DT	2010
Lang, Kenard	DE	1997-2001
Masterson, Bob	E	1938-43
McIntosh, Rocky	LB	2006-11
Mercer, Ivan	TE	2001-02
Meriweather, Brandon	S	2012-14
Miller, Danny	K	1982
Moss, Santana	WR	2005-14
Portis, Clinton	RB	2004-10
Rumph, Mike	CB	2006
Sharpton, Darryl	LB	
Taylor, Sean	S	2004-07
Russell, Twan	LB	1997-99
Vickers, Kipp	OG	1999, 2002

DEFUNCT TEAMS

BOSTON YANKS	PLAYER	POS	YEARS
Masterson, Bob	E		1945

NEW YORK YANKEES (AAFC)

PLAYER	POS	YEARS
Masterson, Bob	E	1946

BROOKLYN DODGERS

PLAYER	POS	YEARS
Masterson, Bob	E	1944

CARD-PITT CARPETS

PLAYER	POS	YEARS
Kichefski, Walt	E	1944

MIAMI SEAHAWKS (AAFC)

PLAYER	POS	YEARS
Fox, Terry	FB	1946

NOTE: 2017 roster status as of July 1, 2017.

NFL DRAFT PICKS

EARLY ERA

1936-59

YEAR	RD	PICK	NAME, POS.	TEAM
1938	6	50	Bob Masterson, E	Chicago Bears
1940	13	113	John Noppenberg, B	Pittsburgh Steelers
	22	197	Walt Kichefski, E	Chicago Bears
1941	17	153	Terry Fox, B	Pittsburgh Steelers
1942	8	68	Tom Kearns, T	New York Giants
	15	140	Joe Krutulis, E	Chicago Bears
1944	18	183	Howie Plasman, B	Chicago Bears
	28	289	Pat Petroski, G	Pittsburgh Steelers
1945	3	18	Walter Watt, B	Chicago Cardinals
1946	23	211	Bill Levitt, C	Boston Yanks
	23	217	Ed Cameron, G	Philadelphia Eagles
1947	7	51	Tony Yovicsin, E	Philadelphia Eagles
	8	56	Harvey James, C	Detroit Lions
	9	72	Bob McDougall, B	Green Bay Packers
1949	11	102	Ernie Settembre, T	Detroit Lions
	11	83	Ernie Settembre, T	Buffalo (AAFC)
1951	4	49	Tom Jelley, E	Chicago Bears
	5	54	Al Carapella, T	San Francisco 49ers
	13	152	Pete Mastellone, C	Philadelphia Eagles
	18	218	Frank Smith, B	New York Giants
	29	314	Ralph Fieler, E	Green Bay Packers
1952	1	8	Jim Dooley, B	Chicago Bears
	30	352	Wilfred Stolk, B	Chicago Cardinals
1953	15	172	Nick Chickillo, G	Chicago Cardinals
	24	282	Bob Sneiderbach, B	Pittsburgh Steelers
1954	21	247	Dan Tassotti, T	Pittsburgh Steelers
1955	4	39	Gordon Malloy, B	Detroit Lions
	7	75	Frank McDonald, E	Baltimore Colts
	11	122	Tom Pepsin, E	Chicago Cardinals
1956	1	8	Jack Losch, B	Green Bay Packers
	9	107	Whitey Rouviere, B	Washington Redskins
	10	118	Bob Nolan, E	Pittsburgh Steelers
	11	128	Mike Hudock, C	Green Bay Packers
1957	1	9	Don Bosseler, B	Washington Redskins
	4	49	Jack Johnson, B	Chicago Bears
	9	102	Charles Hutchings, T	Pittsburgh Steelers
	19	221	Phil Bennett, E	Pittsburgh Steelers
1958	4	46	John Varone, B	San Francisco 49ers

AFL/NFL ERA

1960-66

YEAR	RD	PICK	NAME, POS.	TEAM
1961	5	68	Jack Novak, G	Green Bay Packers
	6	73	Jon O'Day, T	Washington Redskins
	15	201	Charles Linning, T	Chicago Bears
	15	208	Ray Lardani, T	Green Bay Packers
1962	3	30	Bill Miller, E	Minnesota Vikings
	8	106	Jim Vollenweider, B	San Francisco 49ers
	12	161	Bill Watts, T	Chicago Bears
	13	174	Bill Diamond, G	St. Louis Cardinals

YEAR	RD	PICK	NAME, POS.	TEAM
1963	5	60	Roland Benson, T	Los Angeles Rams
	8	100	Jim O'Mahoney, LB	Minnesota Vikings
	10	139	Nick Ryder, B	Detroit Lions
	15	206	Bob Dentel, C	Chicago Bears
	15	208	Jim Simon, E	Detroit Lions
	17	234	John Sisk, B	Chicago Bears
	20	270	Ben Rizzo, B	Philadelphia Eagles
1964	2	15	George Mira, QB	San Francisco 49ers
	5	70	Dan Conners, T	Chicago Bears
1965	3	37	Fred Brown, E	Los Angeles Rams
	12	162	Bob Werl, E	Los Angeles Rams

COMMON DRAFT ERA

1967-69

YEAR	RD	PICK	NAME, POS.	TEAM
1967	1	24	Gene Trosch, DT	Kansas City Chiefs
	6	140	Mike Haggerty, T	Pittsburgh Steelers
	10	241	Tom Beier, DB	Miami Dolphins
	16	418	Fred Cassidy, RB	Green Bay Packers
	17	422	Mario Cordoves, T	Miami Dolphins
1968	2	34	Bob Tatarek, DT	Buffalo Bills
	2	54	Jim Cox, WR	Miami Dolphins
	7	166	Steve Smith, TE	Cincinnati Bengals
	8	198	Hank Urbanowicz, DT	Minnesota Vikings
	8	205	Jerry Daanen, WR	St. Louis Cardinals
	10	253	Joe Mirto, T	Miami Dolphins
	15	388	Ken Corbin, LB	Miami Dolphins
	15	401	Bill Chambliss, G	Kansas City Chiefs
	15	408	Joe Mira, WR	Cincinnati Bengals
1969	2	33	Ted Hendricks, LB	Baltimore Colts

MODERN ERA

1970-PRESENT

YEAR	RD	PICK	NAME, POS.	TEAM
1970	4	102	Tony Cline, LB	Oakland Raiders
	8	188	Bill Trout, DT	Cincinnati Bengals
	10	256	Vince Opalsky, RB	Dallas Cowboys
1971	9	228	Joe Schmidt, WR	Los Angeles Rams
	16	412	Tony Stawarz, DB	Oakland Raiders
1972	15	378	Tom Sullivan, RB	Philadelphia Eagles
	17	421	Kelly Cochrane, QB	Houston Oilers
1973	1	12	Chuck Foreman, RB	Minnesota Vikings
	1	13	Burgess Owens, DB	New York Jets
	2	35	Mike Barnes, DE	Baltimore Colts
	7	182	Tom Smith, RB	Miami Dolphins
	8	197	Al Palewicz, LB	Kansas City Chiefs
1975	1	11	Dennis Harrah, OT	Los Angeles Rams
	3	65	Woody Thompson, RB	Atlanta Falcons
	5	118	Joe Wysock, G	New York Jets
	5	121	Rubin Carter, DT	Denver Broncos
	7	167	Bill Capraun, T	Philadelphia Eagles
	15	368	Steve Marcantonio, WR	Chicago Bears
	16	395	Witt Beckman, WR	Chicago Bears

NFL DRAFT PICKS

YEAR	RD	PICK	NAME, POS.	TEAM	YEAR	RD	PICK	NAME, POS.	TEAM	
1976	5	145	Steadman Scavella, LB	Detroit Lions	10	265	Willie Smith, TE	Cleveland Browns		
	5	153	Ernie Jones, DB	Seattle Seahawks	12	321	John McVeigh, LB	Seattle Seahawks		
	5	156	Larry Bates, RB	Seattle Seahawks	1987	1	1	Vinny Testaverde, QB	Tampa Bay Bucs	
	6	159	Gary Dunn, DT	Pittsburgh Steelers		1	3	Alonzo Highsmith, RB	Houston Oilers	
	16	451	Steve Ludwig, C	Baltimore Colts		1	9	Jerome Brown, DT	Philadelphia Eagles	
16	455	George Demopoulos, T	Cincinnati Bengals	2		32	Gregg Rakoczy, C	Cleveland Browns		
16	455	George Demopoulos, T	Cincinnati Bengals	2		50	Winston Moss, LB	Tampa Bay Bucs		
1977	1	3	Eddie Edwards, DE	Cincinnati Bengals	5	140	Paul O'Connor, G	New York Giants		
	8	217	Phil August, WR	Pittsburgh Steelers	11	297	Darryl Oliver, RB	Seattle Seahawks		
	10	266	Dennis Breckner, DE	Chicago Bears	1988	1	3	Bennie Blades, S	Detroit Lions	
1978	1	27	Don Latimer, DT	Denver Broncos		1	11	Michael Irvin, WR	Dallas Cowboys	
	2	48	John Turner, DB	Minnesota Vikings		2	33	Danny Stubbis, OLB	San Francisco 49ers	
	8	196	John McGriff, LB	Tampa Bay Bucs		2	49	Brian Blades, WR	Seattle Seahawks	
	9	224	Larry Brown, T	Kansas City Chiefs		2	62	Brett Perriman, WR	New Orleans Saints	
	10	269	Bryan Ferguson, DB	New England Patriots	3	54	Matt Patchan, T	Philadelphia Eagles		
1979	11	301	George Halas, LB	Seattle Seahawks	5	124	Darrell Fullington, S	Minnesota Vikings		
	1	8	Ottis Anderson, RB	St. Louis Cardinals	6	155	Warren Williams, RB	Pittsburgh Steelers		
	1	17	Don Smith, DE	Atlanta Falcons	8	197	Alfredo Roberts, TE	Kansas City Chiefs		
	7	172	Steve Alvers, TE	New York Giants	10	269	Derwin Jones, DE	Seattle Seahawks		
	11	284	Ken Johnson, RB	New York Giants	12	331	George Mira, LB	San Francisco 49ers		
1980	12	326	Gene Coleman, DB	Tampa Bay Bucs	1989	1	21	Bill Hawkins, DE	Los Angeles Rams	
	1	101	John Swain, DB	Minnesota Vikings		1	26	Cleveland Gary, RB	Los Angeles Rams	
	10	263	Jim Joiner, WR	St. Louis Cardinals		3	77	Bubba McDowell, DB	Houston Oilers	
11	290	Pat Walker, WR	Denver Broncos	7		180	Melvin Bratton, RB	Denver Broncos		
1982	1	27	Lester Williams, NT	New England Patriots		10	252	Rod Carter, LB	Dallas Cowboys	
	5	112	Fred Marion, DB	New England Patriots	11	280	Randy Shannon, LB	Dallas Cowboys		
	5	120	Bob Nelson, DT	Miami Dolphins	1990	1	3	Cortez Kennedy, DT	Seattle Seahawks	
	9	228	David Jefferson, LB	Seattle Seahawks		3	64	Jimmie Jones, DT	Dallas Cowboys	
	10	268	Larry Brodsky, WR	Kansas City Chiefs		3	65	Bernard Clark, ILB	Cincinnati Bengals	
11	281	Dan Miller, K	Washington Redskins	3		72	Willis Peguese, DE	Houston Oilers		
12	310	Scott Nicolas, LB	Cleveland Browns	3		79	Greg Mark, ILB	New York Giants		
1982	12	331	Mike Rodrigue, WR	Miami Dolphins	5	126	Richard Newbill, LB	Houston Oilers		
	1	14	Jim Kelly, QB	Buffalo Bills	9	223	Dale Dawkins, WR	New York Jets		
	1983	2	31	Mark Cooper, T	Denver Broncos	10	256	Kenny Berry, DB	San Diego Chargers	
4		100	Mark Rush, RB	Minnesota Vikings	12	315	Bobby Harden, S	Miami Dolphins		
5		131	Tony Chickillo, DT	Tampa Bay Bucs	1991	1	1	Russell Maryland, DT	Dallas Cowboys	
7		176	Rocky Belk, WR	Cleveland Browns		1	23	Randal Hill, WR	Miami Dolphins	
8		214	Ronnie Lippett, DB	New England Patriots		2	40	Shane Curry, DE	Indianapolis Colts	
11	283	Don Bailey, C	Denver Broncos	2		42	Wesley Carroll, WR	New Orleans Saints		
1984	2	39	Glenn Dennison, TE	New York Jets		4	107	Robert Bailey, DB	Los Angeles Rams	
	2	53	Jay Brophy, LB	Miami Dolphins	5	131	Craig Erickson, QB	Philadelphia Eagles		
	3	77	Rodney Bellinger, DB	Buffalo Bills	6	153	Mike Sullivan, G	Dallas Cowboys		
	3	82	Speedy Neal, RB	Buffalo Bills	8	220	Roland Smith, DB	Miami Dolphins		
	8	198	Fred Robinson, DE	Tampa Bay Bucs	10	251	Randy Bethel, TE	New England Patriots		
1985	10	279	Keith Griffin, RB	Washington Redskins	10	278	Luis Cristobal, G	New York Giants		
	11	308	Lawrence Thompson, WR	Minnesota Vikings	12	325	Alex Johnson, WR	Houston Oilers		
	1985	1	13	Eddie Brown, WR	Cincinnati Bengals	1992	1	11	Leon Searcy, T	Pittsburgh Steelers
		4	88	Willie Broughton, DE	Indianapolis Colts		1	28	Darryl Williams, DB	Cincinnati Bengals
		7	183	Dave Heffernan, G	Kansas City Chiefs		4	86	Craig Erickson, QB	Tampa Bay Bucs
7		194	Dallas Cameron, DT	Denver Broncos	10		263	Anthony Hamlet, DE	Seattle Seahawks	
8		206	Joe Kohlbrand, LB	New Orleans Saints	12		312	Kelvin Harris, C	Los Angeles Rams	
1986	4	102	Kevin Fagan, DT	San Francisco 49ers						
	5	115	Reggie Sutton, DB	New Orleans Saints						

HISTORY

NFL DRAFT PICKS

YEAR	RD	PICK	NAME, POS.	TEAM	YEAR	RD	PICK	NAME, POS.	TEAM
	12	315	Carlos Huerta, P	San Diego Chargers	4	116	Martin Bibla, G	Atlanta Falcons	
1993	2	33	Ryan McNeil, DB	Detroit Lions	4	135	Najeh Davenport, RB	Green Bay Packers	
	2	46	Kevin Williams, WR	Dallas Cowboys	6	183	James Lewis, DB	Indianapolis Colts	
	2	47	Michael Barrow, LB	Houston Oilers	7	226	Daryl Jones, WR	New York Giants	
	2	56	Darrin Smith, LB	Dallas Cowboys	7	227	Joaquin Gonzalez, OT	Cleveland Browns	
	3	60	Lamar Thomas, WR	Tampa Bay Bucs	2003	1	3	Andre Johnson, WR	Houston Texans
	4	104	Horace Copeland, WR	Tampa Bay Bucs	1	15	Jerome McDougle, DE	Philadelphia Eagles	
	6	157	Carlos Etheredge, TE	Indianapolis Colts	1	23	Willis McGahee, RB	Buffalo Bills	
	7	192	Gino Torretta, QB	Minnesota Vikings	1	25	William Joseph, DT	New York Giants	
	8	207	Jessie Armstead, LB	New York Giants	3	89	Andrew Williams, DE	San Francisco 49ers	
1994	2	58	Donnell Bennett, RB	Kansas City Chiefs	4	131	Jamaal Green, DE	Philadelphia Eagles	
	5	150	Darren Krein, DE	San Diego Chargers	5	150	Matt Walters, DE	New York Jets	
1995	1	12	Warren Sapp, DT	Tampa Bay Bucs	7	241	Ken Dorsey, QB	San Francisco 49ers	
	2	52	Patrick Riley, DT	Chicago Bears	2004	1	5	Sean Taylor, S	Washington Redskins
	3	78	Chris T. Jones, WR	Philadelphia Eagles	1	6	Kellen Winslow II, TE	Cleveland Browns	
	4	103	Larry Jones, RB	Washington Redskins	1	12	Jonathan Vilma, LB	New York Jets	
	5	157	James Stewart, RB	Minnesota Vikings	1	17	D.J. Williams, LB	Denver Broncos	
	7	211	C.J. Richardson, DB	Houston Oilers	1	19	Vernon Carey, OT	Miami Dolphins	
	7	231	A.C. Tellison, WR	Cleveland Browns	1	21	Vince Wilfork, DT	New England Patriots	
1996	1	26	Ray Lewis, LB	Baltimore Ravens	7	213	Darrell McClover, LB	New York Jets	
	6	175	Derrick Harris, RB	St. Louis Rams	7	215	Alfonso Marshall, DB	Chicago Bears	
1997	1	15	Yatil Green, WR	Miami Dolphins	7	254	Carlos Joseph, OT	San Diego Chargers	
	1	17	Kenard Lang, DE	Washington Redskins	2005	1	8	Antrel Rolle, CB	Arizona Cardinals
	1	18	Kenny Holmes, DE	Tennessee Oilers	2	55	Roscoe Parrish, WR	Buffalo Bills	
	4	111	Tremain Mack, DB	Cincinnati Bengals	3	65	Frank Gore, RB	San Francisco 49ers	
	5	133	Marcus Wimberly, DB	Atlanta Falcons	3	86	Kevin Everett, TE	Buffalo Bills	
	5	148	Twan Russell, LB	Washington Redskins	6	200	Chris Myers, G	Denver Broncos	
	6	192	Tony Gaiter, WR	New England Patriots	2006	1	31	Kelly Jennings, CB	Seattle Seahawks
	7	211	Carlos Jones, DB	Seattle Seahawks	2	35	Rocky McIntosh, LB	Washington Redskins	
1998	1	10	Duane Starks, CB	Baltimore Ravens	2	44	Sinorice Moss, WR	New York Giants	
	3	74	Jammi German, WR	Atlanta Falcons	2	57	Devin Hester, RB	Chicago Bears	
1999	1	4	Edgerrin James, RB	Indianapolis Colts	3	66	Eric Winston, OT	Houston Texans	
	5	135	Nick Luchey, FB	Cincinnati Bengals	3	89	Rashad Butler, OT	Carolina Panthers	
	7	245	Scott Covington, QB	Cincinnati Bengals	4	110	Leon Williams, LB	Cleveland Browns	
2000	1	14	Bubba Franks, TE	Green Bay Packers	4	133	Orien Harris, DT	Pittsburgh Steelers	
	2	56	Michael Boireau, DE	Minnesota Vikings	5	154	Marcus Maxey, CB	Kansas City Chiefs	
	3	90	Nate Webster, LB	Tampa Bay Bucs	2007	1	24	Brandon Meriweather, S	New England Patriots
	5	148	Richard Mercier, G	Baltimore Ravens	1	25	Jon Beason, LB	Carolina Panthers	
	7	227	Mondriel Fulcher, TE	Oakland Raiders	1	31	Greg Olsen, TE	Chicago Bears	
2001	1	11	Dan Morgan, LB	Carolina Panthers	4	121	Baraka Atkins, DE	Seattle Seahawks	
	1	12	Damione Lewis, DT	St. Louis Rams	4	127	Kareem Brown, DT	New England Patriots	
	1	16	Santana Moss, WR	New York Jets	2008	1	31	Kenny Phillips, S	New York Giants
	1	30	Reggie Wayne, WR	Indianapolis Colts	2	50	Calais Campbell, DE	Arizona Cardinals	
	3	65	James Jackson, RB	Cleveland Browns	3	71	Tavares Gooden, LB	Baltimore Ravens	
	6	200	Leonard Myers, CB	New England Patriots	2009	6	176	Spencer Adkins, LB	Atlanta Falcons
	7	245	Andre King, WR	Cleveland Browns	2010	3	95	Jimmy Graham, TE	New Orleans Saints
2002	1	7	Bryant McKinnie, OT	Minnesota Vikings	4	102	Darryl Sharpton, LB	Houston Texans	
	1	14	Jeremy Shockey, TE	New York Giants	4	128	Jason Fox, OT	Detroit Lions	
	1	17	Phillip Buchanon, CB	Oakland Raiders	7	235	Dedrick Epps, TE	San Diego Chargers	
	1	24	Ed Reed, FS	Baltimore Ravens	2011	2	46	Orlando Franklin, OT	Denver Broncos
	1	26	Mike Rumph, CB	San Francisco 49ers	2	60	Brandon Harris, CB	Houston Texans	
	2	51	Clinton Portis, RB	Denver Broncos	3	79	Leonard Hankerson, WR	Washington Redskins	

HISTORY

NFL DRAFT PICKS

YEAR	RD	PICK	NAME, POS.	TEAM
	3	81	DeMarcus Van Dyke, CB	Oakland Raiders
	3	86	Allen Bailey, DE	Kansas City Chiefs
	4	109	Colin McCarthy, LB	Tennessee Titans
	6	181	Richard Gordon, TE	Oakland Raiders
	6	192	Matt Boshier, P	Atlanta Falcons
2012	3	72	Olivier Vernon, DE	Miami Dolphins
	3	86	Sean Spence, LB	Pittsburgh Steelers
	4	97	Lamar Miller, RB	Miami Dolphins
	4	100	Travis Benjamin, WR	Cleveland Browns
	6	198	Tommy Streeter, WR	Baltimore Ravens
	6	200	Brandon Washington, G	Philadelphia Eagles
2013	5	149	Brandon McGee, DB	St. Louis Rams
	6	189	Mike James, RB	Tampa Bay Bucs
2014	3	93	Brandon Linder, OG	Jacksonville Jaguars
	6	191	Pat O'Donnell, P	Chicago Bears
	7	237	Seantrel Henderson, OL	Buffalo Bills
2015	1	9	Ereck Flowers, OL	New York Giants
	1	29	Phillip Dorsett, WR	Indianapolis Colts
	2	48	Denzel Perryman, LB	San Diego Chargers
	3	68	Clive Walford, TE	Oakland Raiders
	3	77	Duke Johnson, RB	Cleveland Browns
	4	128	Jon Feliciano, OL	Oakland Raiders
	6	212	Anthony Chickillo, DL	Pittsburgh Steelers
2016	1	25	Artie Burns, CB	Pittsburgh Steelers
	4	124	Deon Bush, S	Chicago Bears
2017	1	29	David Njoku, TE	Cleveland Browns
	4	113	Rayshawn Jenkins, DB	Los Angeles Chargers
	5	152	Corn Elder, DB	Carolina Panthers
	5	180	Danny Isidora, OL	Minnesota Vikings
	6	196	Al-Quadin Muhammad, DL	New Orleans Saints
	6	215	Brad Kaaya, QB	Detroit Lions
	7	219	Stacy Coley, WR	Minnesota Vikings
	7	229	Adrian Colbert, DB	San Francisco 49ers
	7	240	Marquez Williams, FB	Jacksonville Jaguars

AFL DRAFT PICKS

1960-66

YEAR	RD	PICK	NAME, POS.	TEAM
1960	—	—	Bob Rosbaugh, HB	Denver Broncos
	—	—	Fran Curci, QB	Minneapolis (Oakland)
	—	—	Jim Otto, C	Minneapolis (Oakland)
1961	8	59	Charles Linning, T	Buffalo Bills
	8	62	John O'Day, T	Dallas Texans
	24	188	Jack Novak, G	Oakland Raiders
1962	2	11	Bill Miller, E	Dallas Texans
	18	137	Jim Vollenweider, FB	Oakland Raiders
	34	270	Ray Lardani, T	Boston Patriots
1963	9	71	Jim Simon, G	Boston Patriots
	15	119	Bob Dentel, C	Boston Patriots
	16	123	Nick Ryder, FB	New York Jets
	16	127	Rex Benson, T	Houston Oilers
	29	232	John Sisk Jr., DB	Kansas City Chiefs
1964	2	15	Dan Conners, LB	Oakland Raiders
	18	137	George Mira, QB	Denver Broncos
1965	8	63	Fred Brown, LB	Boston Patriots
1966	5	40	Russ Smith, RB	San Diego Chargers
	6	42	Ed Weisacosky, LB	Miami Dolphins
	7	59	Pete Banaszak, RB	Oakland Raiders
	19	166	Tom Coughlin, DE	Denver Broncos

SUPPLEMENTAL DRAFT PICKS

YEAR	RD	PICK	NAME, POS.	TEAM
1984	1		Bernie Kosar, QB	Cleveland Browns
	2		Albert Bentley, RB	Indianapolis Colts
1987	3		Dan Sileo, DT	Tampa Bay Bucs
1989	1		Steve Walsh, QB	Dallas Cowboys



#SUPERBOWLCANES

YEAR	SB	PLAYER, POS.	TEAM
1966	I	Walt Corey, LB	Kansas City Chiefs
1967	II	Pete Banaszak, HB Dan Conners, LB Bill Miller, DL Jim Otto, C	Oakland Raiders Oakland Raiders Oakland Raiders Oakland Raiders
1969	IV	Gene Trosch, DE	Kansas City Chiefs
1970	V	Ted Hendricks, LB	Baltimore Colts
1971	VI	George Mira Sr., QB	Miami Dolphins
1973	VIII	Chuck Foreman, RB	Minnesota Vikings
1974	IX	Chuck Foreman, RB	Minnesota Vikings
1975	X	Lester Williams, NT	New England Patriots
1976	XI	Pete Banaszak, HB Ted Hendricks, LB Chuck Foreman, RB	Oakland Raiders Oakland Raiders Minnesota Vikings
1977	XII	Rubin Carter, NT	Denver Broncos
1978	XIII	Gary Dunn, DT	Pittsburgh Steelers
1979	XIV	Gary Dunn, DT Dennis Harrah, OG	Pittsburgh Steelers Los Angeles Rams
1980	XV	Ted Hendricks, LB Burgess Owens, S	Oakland Raiders Oakland Raiders
1981	XVI	Eddie Edwards, DE	Cincinnati Bengals
1982	XVII	Woody Bennett, RB	Miami Dolphins
1983	XVIII	Ted Hendricks, LB	Oakland Raiders
1984	XIX	Woody Bennett, RB Jay Brophy, LB	Miami Dolphins Miami Dolphins
1985	XX	Ronnie Lippett, CB Fred Marion, S	New England Patriots New England Patriots
1986	XXI	Ottis Anderson, RB Jim Burt, NT Rubin Carter, NT Mark Cooper, OG	New York Giants New York Giants Denver Broncos Denver Broncos
1987	XXII	Rubin Carter, NT Mark Cooper, OG Keith Griffin, WR	Denver Broncos Denver Broncos Denver Broncos
1988	XXIII	Eddie Brown, WR Kevin Fagan, DE Daniel Stubbs, DE	Washington Redskins Cincinnati Bengals San Francisco 49ers
1989	XXIV	Melvin Bratton, RB Jim Burt, NT Kevin Fagan, DE Daniel Stubbs, DE	San Francisco 49ers San Francisco 49ers San Francisco 49ers San Francisco 49ers
1990	XXV	Ottis Anderson, RB Jim Kelly, QB	New York Giants Buffalo Bills
1991	XXVI	Jim Kelly, QB	Buffalo Bills
1992	XXVI	Jim Kelly, QB Michael Irvin, WR Jimmie Jones, DT Russell Maryland, DT	Buffalo Bills Dallas Cowboys Dallas Cowboys Dallas Cowboys
1993	XXVIII	Coleman Bell, TE Michael Irvin, WR Jimmie Jones, DT Bernie Kosar, QB Russell Maryland, DT Alfredo Roberts, TE Darrin Smith, LB Kevin Williams, WR Jim Kelly, QB	Dallas Cowboys Dallas Cowboys Dallas Cowboys Dallas Cowboys Dallas Cowboys Dallas Cowboys Dallas Cowboys Dallas Cowboys Dallas Cowboys Dallas Cowboys
1995	XXX	Robert Bailey, DB	Buffalo Bills Dallas Cowboys

YEAR	SB	PLAYER, POS.	TEAM
		Michael Irvin, WR	Dallas Cowboys
		Russell Maryland, DT	Dallas Cowboys
		Darrin Smith, LB	Dallas Cowboys
		Kevin Williams, WR	Dallas Cowboys
		Leon Searcy, OL	Pittsburgh Steelers
1998	XXXIII	K.C. Jones, C	Denver Broncos
1999	XXXIV	Kenny Holmes, DE Derrick Harris, FB	Tennessee Titans St. Louis Rams
2000	XXXV	Jessie Armstead, LB Michael Barrow, LB Robert Bailey, DB Ray Lewis, LB Duane Starks, DB Kipp Vickers, OL	New York Giants New York Giants Baltimore Ravens Baltimore Ravens Baltimore Ravens Baltimore Ravens
2001	XXXVI	Damione Lewis, DT Leonard Myers, DB	St. Louis Rams New England Patriots
2002	XXXVII	Warren Sapp, DT Nate Webster, LB	Tampa Bay Buccaneers Tampa Bay Buccaneers
2003	XXXVIII	Dan Morgan, LB	Carolina Panthers
2004	XXXIX	Jerome McDougal, DE Jamaal Green, DE Vince Wilfork, DT Tanard Davis, DB	Philadelphia Eagles Philadelphia Eagles New England Patriots Indianapolis Colts
2006	XLI	Reggie Wayne, WR Devin Hester, KR Darrell McClover, LB Jeff Feagles, P	Indianapolis Colts Indianapolis Colts Chicago Bears New York Giants
2007	XLII	Sinorice Moss, WR Brandon Meriweather, S Vince Wilfork, DT	New York Giants New England Patriots New England Patriots
2008	XLIII	Calais Campbell, DE Antrel Rolle, DB Edgerrin James, RB	Arizona Cardinals Arizona Cardinals Arizona Cardinals
2009	XLIV	Glenn Sharpe, CB Jeremy Shockey, TE Jonathan Vilma, LB Reggie Wayne, WR	New Orleans Saints New Orleans Saints New Orleans Saints Indianapolis Colts
2010	XLV	Sam Shields, CB	Green Bay Packers
2011	XLVI	Vince Wilfork, DT Dwayne Hendricks, DT Bruce Johnson, DB Kenny Phillips, SS Antrel Rolle, DB	New England Patriots New York Giants New York Giants New York Giants New York Giants
2012	XLVII	Tavares Gooden, LB Frank Gore, RB Ray Lewis, LB Bryant McKinnie, OL Ed Reed, S	San Francisco 49ers San Francisco 49ers Baltimore Ravens Baltimore Ravens Baltimore Ravens
2013	XLVIII	Orlando Franklin, OL	Denver Broncos
2014	XLIX	Vince Wilfork, DT	New England Patriots
2015	L	Greg Olsen, TE	Carolina Panthers
2016	LI	Matt Bosher, P	Atlanta Falcons

HISTORY

#PROBOWL CANES

YEAR	PLAYER	TEAM	YEAR	PLAYER	TEAM
1980	Ted Hendricks, LB Ottis Anderson, RB Dennis Harrah, G	Oakland Raiders Los Angeles Rams Los Angeles Rams		Bubba Franks, TE Warren Sapp, DT	Green Bay Packers Tampa Bay Buccaneers
1981	Ted Hendricks, LB	Oakland Raiders	2002	Bubba Franks, TE Jeremy Shockey, TE	Green Bay Packers New York Giants
1982	Ted Hendricks, LB	Los Angeles Raiders		Warren Sapp, DT	Tampa Bay Buccaneers
1983	Ted Hendricks, LB	Los Angeles Raiders	2003	Ray Lewis, LB Ed Reed, S	Baltimore Ravens Baltimore Ravens
1985	Dennis Harrah, G Fred Marion, S	Los Angeles Rams New England Patriots		Clinton Portis, RB Jeremy Shockey, TE	Denver Broncos New York Giants
1986	Dennis Harrah, G Jim Burt, DT	Los Angeles Rams New York Giants		Warren Sapp, DT	Tampa Bay Buccaneers
1987	Bernie Kosar, QB Dennis Harrah, G	Cleveland Browns Los Angeles Rams	2004	Ray Lewis, LB Ed Reed, S	Baltimore Ravens Baltimore Ravens
1988	Eddie Brown, WR	Cincinnati Bengals		Dan Morgan, LB Andre Johnson, WR	Carolina Panthers Houston Texans
1989	Brian Blades, WR	Seattle Seahawks		Edgerrin James, RB	Indianapolis Colts
1990	Jim Kelly, QB	Buffalo Bills	2005	Edgerrin James, RB Jeremy Shockey, TE	Indianapolis Colts New York Giants
1991	Jim Kelly, QB Michael Irvin, WR Bennie Blades, S Cortez Kennedy, DT	Buffalo Bills Dallas Cowboys Detroit Lions Seattle Seahawks		Jonathan Villma, LB Santana Moss, WR	New York Jets Washington Redskins
1992	Jim Kelly, QB Michael Irvin, WR Cortez Kennedy, DT	Buffalo Bills Dallas Cowboys Seattle Seahawks	2006	Ray Lewis, LB Ed Reed, S Devin Hester, KR	Baltimore Ravens Baltimore Ravens Chicago Bears
1993	Michael Irvin, WR Cortez Kennedy, DT	Dallas Cowboys Seattle Seahawks		Andre Johnson, WR Reggie Wayne, WR	Houston Texans Indianapolis Colts
1994	Michael Irvin, WR Cortez Kennedy, DT	Dallas Cowboys Seattle Seahawks		Jeremy Shockey, TE Frank Gore, RB	New York Giants San Francisco 49ers
1995	Michael Irvin, WR Cortez Kennedy, DT	Dallas Cowboys Seattle Seahawks	2007	Sean Taylor, S Ray Lewis, LB Willis McGahee, RB	Washington Redskins Baltimore Ravens Baltimore Ravens
1996	Vinny Testaverde, QB Cortez Kennedy, DT	Baltimore Ravens Seattle Seahawks		Ed Reed, S Devin Hester, KR	Baltimore Ravens Chicago Bears
1997	Ray Lewis, LB Jessie Armstead, LB Warren Sapp, DT	Baltimore Ravens New York Giants Tampa Bay Buccaneers		Kellen Winslow Jr., TE Reggie Wayne, WR	Cleveland Browns Indianapolis Colts
1998	Ray Lewis, LB Jessie Armstead, LB Vinny Testaverde, QB Cortez Kennedy, DT Warren Sapp, DT	Baltimore Ravens New York Giants New York Jets Seattle Seahawks	2008	Vince Wilfork, DT Sean Taylor, S Ray Lewis, LB	New England Patriots Washington Redskins Baltimore Ravens
1999	Ray Lewis, LB Tremain Mack, S Edgerrin James, RB Leon Searcy, OT Jessie Armstead, LB Cortez Kennedy, DT Warren Sapp, DT	Tampa Bay Buccaneers Baltimore Ravens Cincinnati Bengals Indianapolis Colts Jacksonville Jaguars New York Giants		Ed Reed, S Jon Beason, LB Andre Johnson, WR	Baltimore Ravens Baltimore Ravens Carolina Panthers
2000	Ray Lewis, LB Edgerrin James, RB Jessie Armstead, LB Warren Sapp, DT	Indianapolis Colts Indianapolis Colts New York Giants Tampa Bay Buccaneers	2009	Reggie Wayne, WR Jeff Feagles, P Clinton Portis, RB Antrel Rolle, S Ray Lewis, LB	Houston Texans Indianapolis Colts New York Giants Washington Redskins Arizona Cardinals
2001	Ray Lewis, LB	Baltimore Ravens		Ed Reed, S Jon Beason, LB Andre Johnson, WR Reggie Wayne, WR	Baltimore Ravens Baltimore Ravens Carolina Panthers Houston Texans Indianapolis Colts

HISTORY

#PROBOWLCANES

YEAR	PLAYER	TEAM	YEAR	PLAYER	TEAM
2010	Bryant McKinnie, OT	Minnesota Vikings	2013	Vince Wilfork, DT	New England Patriots
	Vince Wilfork, DT	New England Patriots		Reggie Wayne, WR	Indianapolis Colts
	Brandon Meriweather, S	New England Patriots		Andre Johnson, WR	Houston Texans
	Jonathan Vilma, LB	New Orleans Saints		Chris Myers, C	Houston Texans
	Frank Gore, RB	San Francisco 49ers		Ed Reed, S	Baltimore Ravens
	Antrel Rolle, S	Arizona Cardinals		Vince Wilfork, DT	New England Patriots
	Ray Lewis, LB	Baltimore Ravens		Frank Gore, RB	San Francisco 49ers
	Ed Reed, S	Baltimore Ravens		Jimmy Graham, TE	New Orleans Saints
	Jon Beason, LB	Carolina Panthers		Antrel Rolle, S	New York Giants
	Andre Johnson, WR	Houston Texans		Frank Gore, RB	San Francisco 49ers
2011	Reggie Wayne, WR	Indianapolis Colts	2014	Andre Johnson, WR	Houston Texans
	Bryant McKinnie, OT	Minnesota Vikings		Calais Campbell, DL	Arizona Cardinals
	Vince Wilfork, DT	New England Patriots		Devin Hester, WR	Atlanta Falcons
	Brandon Meriweather, S	New England Patriots		Greg Olsen, TE	Carolina Panthers
	Jonathan Vilma, LB	New Orleans Saints		Andre Johnson, WR	Houston Texans
	Frank Gore, RB	San Francisco 49ers		Calais Campbell, DT	Arizona Cardinals
	Ed Reed, S	Baltimore Ravens		Greg Olsen, TE	Carolina Panthers
	Ray Lewis, LB	Baltimore Ravens		Jimmy Graham, TE	Seattle Seahawks
	Jon Beason, LB	Carolina Panthers			
	Devin Hester, KR	Chicago Bears			
2012	Andre Johnson, WR	Houston Texans			
	Reggie Wayne, WR	Indianapolis Colts			
	Vince Wilfork, DT	New England Patriots			
	Brandon Meriweather, S	New England Patriots			
	Jonathan Vilma, LB	New Orleans Saints			
	Antrel Rolle, S	New York Giants			
	Ed Reed, S	Baltimore Ravens			
	Ray Lewis, LB	Baltimore Ravens			
	Willis McGahee, RB	Denver Broncos			
	Jimmy Graham, TE	New Orleans Saints			
Frank Gore, RB	San Francisco 49ers				
Chris Myers, C	Houston Texans				

HISTORY



ALL-TIME LETTERMEN

A

Aaron, Doyle	1988-89-90
Abbott, Bob	1967-68
Abdallah, Luqman	2006-07
Abdul Qawi, Rashid	1993-94-95
Abramson, Ross	2005-06-07
Acuff, John	1966-67-68
Adams, Mike	1975-76
Adkins, Spencer	2005-06-07-08
Adler, Alfred	1941-42,46-47
Aguiera, Ralph	1951-52
Akpejiori, Raphael	2014
Albrecht, Richard	1952
Alder, Alfred	1941-42
Alekna, Dave	1985-86
Alford, Colin	2015
Allen, Harold	1949-50
Alter, Foster	1931
Altheide, Gary	1971-72-73
Alvers, Steve	1977-78
Anderson, Jeff	1970
Anderson, Larry	2000-01-02-03
Anderson, Ottis	1975-76-77-78
Anderson, Rhyann	2005
Andreadis, John	1963
Andres, Omar	1993-94
Arcangeletti, Ray	1949-50-51
Archer, Mike	1973-74-75
Arenas, Alvario	1978
Arline, Darell	1999
Armbrister, Thurston	2012-13-14
Armour, Carlos	2004, 2006-07-08
Armstead, Jessie	1989-90-91-92
Armstrong, Ray-Ray	2009-10-11
Arries, Verdun	1939-40
Ashman, Rod	1927-28
Atkins, Baraka	2003-04-05-06
Atrio, Andy	1995-96
August, Phil	1973-74-75-76
Austin, Jimmy	1982
Axson, Mozell	1977-78-79-80
Azer, Mike	1988-89
Azrak, Fred	1976-77-78

B

Babb, Larry	1959
Badgley, Michael	2014-15-16
Bahen, John	1961-63
Bailey, Allen	2007-08-09-10
Bailey, Don	1979-80-81-82
Bailey, Robert	1987-88-89-90
Bain, Andrew	2004-05-06-07
Bain, Tolbert	1984-85-86-87
Bain, Travarous	2003-04
Baker, Charles	1934-35
Baker, E.J.	1976-77-78
Baker, Frank	1965-66
Baker, Kary	1973-74-75
Banaszak, Pete	1963-64-65
Baratta, Andy	1979-80-81-82
Barbarino, Clem	1978-80-81
Barber, Rudy	1990-91-92-93
Barlow, John	1970
Barnes, Marlin	1994-95
Barnes, Mike	1970-71-72
Barnett, John	1966-67-68
Barney, Chris	2006
Barnwell, Scott	1993
Barone, Steve	1973
Barrett, Pat	1969-70
Barrington, Glenn	1944
Barrow, Micheal	1989-90-91-92
Bartemus, Joe	1944
Barth, Robert	1963-64-65
Bartolovich, Joseph	1950-51
Barwick, Bill	1943
Bass, Robert	1992-93
Bates, Johnny	1930-31-32
Bates, Junior	1969-70
Bates, Larry	1974-75
Batten, Gage	2015-16
Beard, Kevin	2000-01-02-03
Beary, James	1934
Beasley, Eric	1973
Beason, Jon	2004-05-06
Bebber, Gene	1964
Beck, Frank	1963-64-65

ALL-TIME LETTERMEN

Beckman, Witt	1971-72-74	Bloxsom, Charles	1976-77-78
Beier, Tom	1965-66	Bodie, Larry	1965-66-67
Belk, Rocky	1980-81-82	Bogart, Eugene	1940
Bell, Coleman	1990-91-92	Boireau, Michael	1998-99
Bellamy, Ray	1968-69	Bolash, John	1936-37-38
Bellinger, Rodney	1980-82-83	Bolton, Broderick	1978-79
Bender, Vic	1965	Boney, Fleeman	1934-35
Benes, Edgar	1987-88	Bonner, Tavokius	1997
Benjamin, Travis	2008-09-10-11	Bonofiglio, Mario	1954-55
Bennett, Donnell	1991-92-93	Bookman, John	1953-54-55-56
Bennett, John	1961-62-63	Boone, Jamie	1979-80-81-82
Bennett, Phil	1955-56	Borek, Matthew	1938-39-40
Bennett, Woody	1976-77	Bosher, Matt	2007-08-09-10
Benson, Rowland	1962-63	Bosseler, Don	1953-54-55-56
Bentley, Albert	1982-83	Botts, Dalton	2011-12
Benton, Magic	1995-96-97	Bouffard, Frank	1958-59
Bergman, Robert	2002-03-04	Bow, Johnny	1950-51
Berlin, Brock	2003-04	Bowman, Bob	1945-47
Berrios, Braxton	2014-15-16	Boxx, Bernard	1950
Berry, Damien	2007-08-09-10	Boyd, Tyra	1942
Berry, Kenny	1987-88-89	Boyle, Ralph	1976
Bertani, Fred	1964	Brady, Tyre	2014-15
Bertuocelli, Paul	1983-84-85	Brandy, Dominic	1967-68
Best, Bobby	1968-69-70	Brasington, Jack	1949
Bethel, Damon	1990-91-92	Brasington, Jack	1971-72-73
Bethel, Randy	1987-88-89-90	Bratton, Melvin	1984-85-86-87
Bethel, Pat	2016	Breckner, Dennis	1974-75-76
Bettencourt, Joe	1975-76	Breckner, Gary	1978-80-81-82
Beusse, James	1933-34-35	Brennan, Don	1970
Bibla, Martin	1998-99-00-01	Brickman, Bill	1959
Bielinski, Henry	1930	Brinkos, Bruce	1962-63-64
Bierkamper, Gwynn	1933-34	Brinkworth, Kevin	1993-94
Biletnikoff, Bob	1964-65	Brion, Harold	1933-34
Binion, Cameron	1996-97-98	Britton, Matt	1988-89-90-91
Bishop, Bruce	1970	Brodsky, Larry	1978-79-80-81
Black, William	1937	Broker, Nick	1940-41
Blades, Al	1998-99-00	Brooks, Nate	1995-96-97-98
Blades, Bennie	1985-86-87	Brophy, Jay	1979-81-82-83
Blades, Brian	1984-85-86-87	Broughton, Willie	1981-82-83-84
Blaise, Kerlin	1994-95-96-97	Brown, Andre	1985-86-87-88
Blanchard, Norman	1964-65	Brown, Arthur	2008
Blasko, Byron	1957	Brown, Charlie	1963
Bleier, Theodore	1927-28-29	Brown, Danny	1979-81-82-83

ALL-TIME LETTERMEN

Brown, Delvin	1997-98-99-00
Brown, Eddie	1983-84
Brown, Fred	1963-64
Brown, Freeman	1994-95-96-97
Brown, Greg	1980-81-82
Brown, Hurlie	1988-89-90-91
Brown, James	1944
Brown, Jerome	1983-84-85-86
Brown, Joseph	2015
Brown, Kareem	2003-04-05-06
Brown, Larry	1975-76-77
Brown, Robert	1963-64
Brown, Selwyn	1985-86-87
Browning, Jim	1976-77-78
Bruce, Darren	1987-88
Bruno, James	1961
Bryant, James	2004-05-06
Buccilli, Eugene	1951-52-53
Buccilli, Edward	1953
Buchanan, Ramon	2008-09-10-11
Buchanon, Phillip	1999-00-01
Buck, Walter	1933
Budroni, Jason	1991-92-93
Bujalski, Stan	1970-71-72
Bunche, Malcolm	2011-12-13
Buoyoucas, Ted	1949-50
Burgess, James	1993-94-95-96
Burke, Mike	1971-72
Burklin, Trey	2005
Burney, Jack	1948
Burns, Artie	2013-14-15
Burt, Jim	1978-79-80
Bush, Deon	2012-13-14-15
Butkus, Arnold	1967-68-69
Butler, Jordan	2015-16
Butler, Rashad	2002-03-04-05
Byrd, Bobby	1990-91
Byrd, Laron	2008-09-10-11
Byrd, Tyrone	2005-06-07-08
Byrne, Jake	2008-09
Bythwood, Dinavon	1992

C

Caesar, Mark	1989-90-91-92
Cager, Lawrence	2015
Cain, Kelvin	2010-11-12
Cain, Lamont	1994
Cain, Larry	1973-74-75-76
Calhoun, Kenny	1981-82-83-84
Calhoun, John	2008-09-11
Callejas, Carlos	1996-97
Cameron, Dallas	1982-83-84
Cameron, Edward	1941-45
Campbell, Calais	2005-06-07
Campbell, Chris	1998-99-2000-01
Campbell, Jared	2007-08-09-10
Campbell, Whitey	1946-47-48-49
Campoli, Sam	1974
Camut, Bert	1973-74-75
Canei, John	1979-80-81-82
Capello, Greg	1974
Capshaw, Freddie	1999-2000-01-02
Capraun, Bill	1972-74
Carapella, Al	1948-49-50
Carbone, Marc	1995-96
Carbonneau, Harold	1927
Carden, N.J.	1943
Cardoso, Silvio	1971-73
Carew, Hal	1966-67
Carey, Marcus	1990-91-92-93
Carey, Vernon	2000-01-02-03
Carifeo, George	1946-47
Carifeo, Paul	1940-41-43
Carlin, Bob	1967-68
Carney, Ed	1972-73
Carroll, Kevin	2016
Carroll, Ricky	2014
Carroll, Robert	1947-48-49
Carroll, Thomas	2002-03-04-05
Carroll, Wesley	1989-90
Carter, Jamal	2013-14-15-16
Carter, Matt	2003-04
Carter, Rod	1985-86-87-88
Carter, Rubin	1972-73-74

ALL-TIME LETTERMEN

Casimir, Quincy	2015	Collins, Ryan	1992-93-94-95
Cassidy, Fred	1964-65-66	Comendeiro, Juan	1981-82-83-84
Castagno, John	1950-51	Condon, Thomas	1937
Catha, Lawrence	1927-28-29	Conley, Leonard	1987-88-89-90
Chaltas, James	1967-68-69	Connors, Dan	1961-62-63
Chambers, Jermaine	1993-94-95-96	Constantino, Anthony	1951-52
Chambers, Lee	2008-09-10-11	Cook, Cecil	1933-34-35
Chambless, Bill	1965-66-67	Cook, Charles	1978-79-80
Chappas, James	1945	Cook, Glenn	2004-05-06-08
Chauvet, Jack	1968-69-70	Cooper, Graig	2007-08-09-10
Chesna, Lou	1937	Cooper, Mark	1978-80-81-82
Chickillo, Anthony	2011-12-13-14	Cooper, Willie	2004-05-06-07
Chickillo, Nick	1951-52	Copeland, Horace	1990-91-92
Chickillo, Tony	1979-80-81-82	Corbin, Ken	1965-67
Chickillo, Wyatt	2016	Corcoran, John	1938-39
Chudzinski, Rob	1988-89-90	Corey, Walter	1957-59
Chuprevich, Joe	1942	Corker, Clarence	1973-74
Chwalik, Walter	1949-50-51	Cornileus, Tyrone	2010-11-12-13
Cifra, Don	1962-63-64	Corrigan, Phil	1972-73
Clancy, Don	1964	Corrigan, William	1945
Clark, Bernard	1986-87-88-89	Cortes, Julio	1983-84
Clark, Howard	1999-2000-01-02	Cosden, Craig	1975-76-77
Clark, Tom	1959	Costa, Frank	1991-92-93-94
Claud, Charlie	1975-76-77	Costello, John	1958
Clausell, Dietrich	1991-92-93	Coughlin, Dan	1958
Clement, Ryan	1994-95-96-97	Coughlin, Tom	1964-65
Clements, Eduardo	2010-11-12-13	Courtney, Cliff	1927-28-29
Cleveland, Asante	2010-11-12-13	Covington, Scott	1995-96-97-98
Cline, Tony	1967-68-69	Cox, Greg	1984-85-86-87
Coates, Russell	1940-41-42	Cox, James	1965-66-67
Cobb, Donald	1947-48-49	Craig, Akil	2013
Cobia, Kyle	2001-02-03-04	Crawford, Antonio	2012-13-14
Cochrane, Kelly	1969-70-71	Crawford, Dallas	2012-13-14-15
Cochran, Rick	1982	Crawford, James	1957-58-59
Cohen, Alvin	1938	Crissy, Mike	1993-94-95
Cohen, Seymour	1940	Cristiani, Tony	1971-72-73
Colbert, Adrian	2016	Cristobal, Luis	1988-89-90
Coleman, Gene	1977-78-79	Cristobal, Mario	1989-90-91-92
Coley, Stacy	2013-14-15-16	Cronin, Joseph	1931
Coley, Tony	1993-94-95-96	Crosland, Andy	1996-97-98-99
Colip, Tom	1968	Crow, Gray	2013, 2015
Collier, Thearon	2008-09	Crowe, Luke	1930-31
Collins, Hank	1967-68	Crowell, Shannon	1987-88-89-90

ALL-TIME LETTERMEN

Crudup, Derrick	2001-02-03-04	DeMarco, Mario	1945-46-47-48
Crum, Maurice	1987-88-89-90	Demopoulos, George	1973-74-75
Csaky, Andrew	1936-37-38	Dennis, Chris	1974-75-76-77
Csaky, John	1936	Dennison, Glenn	1981-82-83
Cummins, Mike	1970	Dentel, Robert	1960-61-62
Cunio, Bob	1954-55-56	Dermigny, Samuel	1945-46-47
Curci, Fran	1957-58-59	DeRoss, Bill	1967-68
Curry, Shane	1988-89-90	deShaw, Ricou	1976
Curtright, Don	1964-65	DeTroia, Tony	1956
Czaplinski, Richard	1948-49-50	Devereaux, William	1950
Czipulis, Bob	1966-67-68	DeVore, Chuck	1955-56

D

Daanen, Jerry	1965-66-67	Diamond, Bill	1959-60-61
Daly, Daren	2006-07	Diamond, Charles	1956-57-58
Daly, Mike	1972-73-74	Diamond, William	1950-51
Dangel, Al	1959-60	Diaz, Gabriel	2006
Daniels, John	1977-78-79-80	DiBuono, Carl	1945
Dangerfield, Ken	1999-2000-001	Dice, David	1965-66-67
Daphnis, Gerard	1993-94-95-96	Dicker, Jack	1935-36
Dansky, Walter	1931-32-33-34	Diелens, Gus	1944
Darling, Trevor	2014-15-16	DiGiammarino, Larry	1958-60
Davenport, Najeh	1998-99-2000-01	Ditthardt, David	1981-82-83-84
David, Sam	1948-49-50	Dittmar, Jim	1972
Davies, Arthur	1947-48-49	Dixon, Antonio	2005-06-07-08
Davis, Doug	1958-59	Dixon, Joseph	1937-38-39
Davis, Ed	1984-85-86	Dixon, William	1942-47
Davis, Jeff	1979-82-83	Dobard, Standish	2014-15-16
Davis, Marvin	1993-94-95-96	Domke, Robert	1966
Davis, Romeo	2004-05-06-08	Donahoo, "Peanuts"	1933
Davis, Tanard	2003-04-05	Dooley, Jim	1949-50-51
Dawkins, Dale	1987-88-89	Dorn, Andrew	1970
Deakins, David	1982	Dorsett, Phillip	2011-12-13-14
Deas, Lonnie	1943	Dorsey, Ken	1999-2000-01-02
Deiderich, Harry	1957	Dorshimer, Don	1953-56
Delapenha, Hugo	2013-14	Douglas, John	1937-38-40
Del Bello, Jack	1948-49-50	Douglas, Robert	1941-42
Delegal, Lucious	1983-84	Downes, Robert	1928-29-30-31
DelGranoe, Edward	1945	Doyle, Keith	1945-46-47
Del Vecchio, Pat	1996-98-99	Duggan, Bob	1974-75
Della Valle, Robert	1952-53-54-55	Dunlop, Art	1947
DeLonga, Leonard	1947	Duncan, Eugene	1938
		Dunckel, Chris	2011
		Dunn, Bo	1970-71-72
		Dunn, Eddie	1936-37-38

ALL-TIME LETTERMEN

Dunn, Gary	1973-74-75	Ferguson, John	1980
Dunn, Raymond	1941-42-46	Ferguson, John	1948-49
Dye, Jimmy	1966-67	Ferguson, Ralph	1943
Dye, Dyron	2010-11-12	Fernandez, Jack	1980-83
Dyess, Bill	1977	Fernandez, Jorge	2006
		Fernandez, Sam	1960-61

E

Eastburn, Brian	1978	Ferrante, Lou	1942-46
Eberst, Bruce	1989-90-91-92	Fersch, Harry	1962-63-64
Edwards, Eddie	1974-75-76	Fetrow, Mike	1974
Edwards, Gus	2013-14-16	Fieler, Ralph	1947-48-49-50
Eggert, Robert	1959-60-61	Figueroa, Alex	2013
Eisnor, Bill	1943	Figueroa, Joel	2007-08-09-10-11
Elder, Corn	2013-14-15-16	Finley, Romeo	2016
Eldredge, Dave	1946	Finnie, Thomas	2011-12
Ellis, Donald	1985-86-87-88	Fisher, William	1951-52
Ely, Bruce	1974	Fitzgerald, Markese	1998-99-2000-01
Epps, Dedrick	2006-07-08-09	Fitzpatrick, Tony	1982-83
Erickson, Craig	1987-88-89-90	Flaharty, Shon	1984
Erwin, Lou	1969	Flanagan, Tim	1978-79-80
Etheredge, Carlos	1989-90-91-92	Fleming, Bruce	1982-83-84-85
Evans, John	1976-77-78	Flowers, Ereck	2012-13-14
Evans, Leon	1979-80-81	Flynn, Thomas	1947-48-49
Evans, Mark	1989	Fogler, Floyd	1932
Everett, Kevin	2003-04	Folkins, Allan	1966-67-68
		Foote, Norman	1932
		Ford, Chase	2010-11
		Foreman, Chuck	1970-71-72
		Forston, Marcus	2008-09-10-11
		Fortay, Bryan	1989
		Fortney, Denny	1994-95-96-97
		Foster, Harvey	1961-62-63
		Fox, Jason	2006-07-08-09
		Fox, Terrence	1938-39-40
		Fowler, Otis	1989
		Francis, Corwin	1991-92-93-94
		Franklin, Alfred	1927-28-29-30
		Franklin, Orlando	2007-08-09-10
		Franklin, Vegas	2004-05-06-07
		Franks, Daniel	1997-98-99
		Frantz, William	1945-46-47
		Frazier, Frank	1978-79-80-81
		Frederick, Anthony	1980
		Freeman, Kirby	2005-06-07

F

Fagan, Kevin	1983-84-85		
Fahrney, Emerson	1933		
Fantigrassi, Joe	2000-01-02		
Farquharson, Kayne	2007-08		
Farr, DajLeon	2005-06-07		
Feagles, Jeff	1985-86-87		
Feliciano, Jon	2011-12-13-14		
Felicione, Frank	1964		
Fenton, John	1976-78-79-80		
Fenwick, William	1930		
Fenwick, Bill	1932		
Fentress, Nantambu-Akil	2011-12-13-14		
Ferguson, Bryan	1975-76-77		
Ferguson, Danyell	1992-94-96		

ALL-TIME LETTERMEN

French, Norman	1951-52-53-54	Glogowski, Nat	1934-35-36
Fritzsche, Ron	1959-60	Glover, Frank	1974-75-76
Frohbose, Bill	1971-72-73	Goedeker, Mike	1978-79-80
Fulcher, Mondriel	1996-97-98-99	Golden, Derrick	1988-89-90-91
Fullerton, Chuck	1967-68	Goldenberg, Jared	2015
Fullington, Darrell	1984-85-86-87	Golding, Steve	1974-75-76
Futch, Jordan	2008-09-11	Golloher, Marty	1991

G

Gabriel, Frank	2014-15-16	Gonzalez, Barry	1977-78-79
Gadbois, Taylor	2013-14	Gonzalez, Joaquin	1998-99-2000-01
Gagliardi, George	1941-42	Gonzalez, Jose	1972-73-74
Gaiero, Augustus	1934	Gonzalez, Oscar	1967-68-69
Gaines, Jimmy	2010-11-12-13	Gooden, Tavares	2003-04-06-07
Gaines, Robert	1950	Gordon, Richard	2006-07-08-10
Gaitan, Jorge	1996-97-98	Gore, Frank	2001-03-04
Gaiter, Tony	1994-95-96	Gorman, Raymond	1940-41-42
Galente, Tony	1977-78	Gostowski, Henry	1935-36
Gall, Alex	2013-14-15-16	Goudis, Matt	2012-13
Ganong, Ray	1975-76	Grace, Jermaine	2013-14-15
Garcia, Alex	2003-04	Gracyk, Edward	1931-32-33
Garcia, Bobby	1987-88-89	Grady, Frank	1952
Garcia, Carlos	1995-96-97	Grady, Steve	1979
Garden, David	1964	Graney, Thomas	1931-32
Garrigus, Carl	1952-54	Grant, Chavez	2006-07-08-09
Gary, Cleveland	1986-87-88	Grau, Erwin	1935
Gaunt, Steve	1970-71-72	Gray, Trayone	2015
Gauthier, Tyler	2016	Graves, Archie	1935
Gayot, Marques	2014-15	Greaves, Gary	1956-57-58
Geathers, Jason	2000-01-02-03	Green, Cornelius	2000-01-02
Geatz, Phil	1956-57-58	Green, David	1964
Geiger, Joe	1971	Green, Jamaal	1999-2000-01-02
Gent, Mark	2002-03-04-05	Green, Shayon	2010-11-12-13
George, Charlie	1949-50-51	Green, Yatil	1994-95-96
German, Jammi	1993-94-95	Greene, Tirrell	1991-92-93-94
Gerrard, Stephen	1929	Greenspan, Sidney	1952
Gholston, Nathan	2010-11	Greer, Casey	1989-90-91-92
Ghaul, Harry	1945-46-47-48	Greer, Wallace	1932
Gibson, Chris	1993-94-95-96	Griffin, Keith	1980-81-82-83
Gilbert, David	2013	Griffin, McKinney	1977-78
Gimenez, Julio	1999-2000	Griffin, Kevin	1969
Girardi, Joe	2006	Griffiths, Rich	1972-73-74
		Grimble, Jalen	2011-12
		Grimes, Robert	1938-39

ALL-TIME LETTERMEN

Guimento, Charles	1937-38-39	Harris, Reddic	1940
Gunn, Harland	2008-09-10-11	Harris, Ron	1981-82-83-84
Gunter, Ladarius	2012-13-14	Harris, Terris	1991-92-93
Guthrie, Stuart	1970	Harris, Trent	2014-15-16
H		Harrison, Claude	1943
Hackett, Jack	1949-50-51	Harrison, Mike	1959-60
Hagen, Arthur	1945	Hart III, Robert	1961-62-63
Hagens, Maurice	2010-11-12-13	Hart, Zachary	1999
Haggerty, Mike	1965-66	Hartsel, Paul	1966
Haines, Roger	1973-74	Harvey, Chris	2000-01-02-03
Haji-Rasouli, Sherko	1999-2000-01	Harvey, Sean	2013-14
Halas, George	1975-76-77	Houck, Ed	1946-47
Hall, Coy	1972-73	Hauser, Francis	1927-28-29-30
Hall, Robert	1997-98-99	Haviland, Jim	1969-70
Hallmon, Jack	1993-94-95-96	Hawkins, Bill	1985-86-87-88
Ham, Derrick	1995-96-97-98	Hayes, Bill	1957-58
Ham, Eric	1986	Hays, Bob	1979
Hamlet, Anthony	1988-90-91	Hayward, Harry	1937-38
Hamilton, George	1938	Heaps, Jake	2014
Hamilton, Jelani	2012-13, 2015	Heckman, Charles	1931-32-33
Hamilton, Tom	1965-66-67	Heffernan, David	1983-84
Hancock, Gene	1944-45-46	Hefti, Paul	1954-55-56
Handy, Darren	1988-89-90	Heinly, Ray	1966-67-68
Hankerson, Leonard	2007-08-09-10	Hembrough, Chris	1983
Hanley, Augustus	1937	Henderson, James	1932-33
Hansen, Louis	1928-29-30	Henderson, Seantrel	2010-11-12-13
Harden, Bobby	1986-87-88-89	Hendricks, Dwayne	2005-06-07-08
Hardy, Corries	1992-93	Hendricks, Ted	1966-67-68
Harrah, Dennis	1972-73-74	Heninger, Larry	1959
Harrell, Robert	1944	Henry, Charles	1984-85-86-87
Harris, Brandon	2008-09-10	Henson, Steve	1969
Harris, Courtney	2006-07	Herman, Jack	1959
Harris, Dayall	2016	Herndon IV, Christopher	2014-15-16
Harris, Derrick	1992-93-94-95	Hester, Devin	2003-04-05
Harris, Grant	1928	Heurtelou, Calvin	2014-15
Harris, Jacory	2008-09-10-11	Hicks, Jason	1987-89
Harris, Jonathan	1991-92-93-94	Highsmith, AJ	2009-11-12-13
Harris, Kelvin	1989-90-91	Highsmith, Alonzo	1983-84-85-86
Harris, Kevin	1987-88	Highsmith, Freddy	1986-88
Harris, Orien	2002-03-04-05	Hildebrandt, Doug	1957-58
Harris, Ray	1966-67	Hildreth, Paul	1944
		Hill, Glenn	1975-76-77
		Hill, Patrick	2008-09-10

ALL-TIME LETTERMEN

Hill, Quadtrine	2002-03-04-05	Irvin, Michael	1985-86-87
Hill, Randal	1987-88-89-90	Isidora, Danny	2013-14-15-16
Hill, Ryan	2006-07-08-10	Ivery, Dequan	2012
Hipps, Quincy	1997-98-99-2000	Ivory, Chris	2008-09-10
Hirschman, Chuck	1978-80		
Hlasnick, Al	1942		
Hobbs, Chris	1977-79-80-81		
Holett, Dwayne	2013		
Holder, Rod	1986-87-88-89		
Holmes, Josh	2007-08-09-10		
Holmes, Kenny	1993-94-95-96		
Holton, C.J.	2009-10-11		
Homer, Travis	2016		
Hope, Larry	2013		
Hopgood, George	1967-68-69		
Horn, Tyler	2008-09-10-11		
Hornibrook, John	1971		
Horschel, Paul	1972-73-74		
Horton, Mallory	1934		
Houston, Eric	2005-06-07-08		
Howard, Tracy	2012-13-14-15		
Howell, Dave	2004-05		
Howington, Joe	1965		
Hubbs, Fred	1964		
Hudock, Mike	1954-55-56		
Hudson, Al	1944-45-47-48		
Huerta, Carlos	1988-89-90-91		
Huff, Jim	1968-69		
Huffman, Rod	1974		
Humphrey, Talib	2002-03-04		
Hunt, Ken	1962		
Hurns, Allen	2010-11-12-13		
Hurt, Clint	1997-99-2000		
Hutchings, Charles	1953-54-55-56		
Hutchins, Ralph	1964-65-66		

I

Ina, J	1993-94-95-96		
Ingram, Greg	1973		
Injaychock, Ed	1944-45-46-47		
Irastorza, Alex	2013		
Iredale, Phil	1972-73-74-75		

J

Jack, Sandy	1987-88		
Jackson, Cliff	1995-96-97		
Jackson, Demetrius	2015-16		
Jackson, Dennis	1974-75-76		
Jackson, Dusty	1976		
Jackson, Herb	1977-78-79		
Jackson, James	1997-98-99-2000		
Jackson, Joe	2016		
Jackson, Michael	2015-16		
Jahn, George	1942		
James, Donald	1952-53		
James, Edgerrin	1996-97-98		
James, Harvey	1941-43-46		
James, Herbert	1988-89-90-91		
James, Javarris	2006-07-08-09		
James, Mike	2009-10-11-12		
Jastrab, Bob	1985		
Jefferson, David	1978-79-80-81		
Jelley, Thomas	1949-50		
Jenkins, Courtel	2014-15-16		
Jenkins, Darnell	2003-04-05-07		
Jenkins, Willie	1974-75-76		
Jenkins, Rayshawan	2012-13-15-16		
Jennings, Kelly	2002-03-04-05		
Johns, Eddie	1960		
Johnson, Aldarius	2008-09-10		
Johnson, Alex	1987-88-89-90		
Johnson, Andre	2000-01-02		
Johnson, Andrew	2004-05-06		
Johnson, Bruce	2005-06-07-08		
Johnson, Dan	1969-70-71		
Johnson, Davon	2008-10-11-12		
Johnson, Don	1953-54-55-56		
Johnson, Duke	2012-13-14		
Johnson, Dwayne	1992-93-94		
Johnson, Eddie	2012		

ALL-TIME LETTERMEN

Johnson, J	1994-95-96
Johnson, Jack	1955-56
Johnson, James	1941
Johnson, Jaquan	2015-16
Johnson, Jermaine	2010-11
Johnson, Ken	1976-77-78
Johnson, Michael	1987
Johnson, Storm	2010
Johnson, Taj	1994
Johnson, Tervaris	2006-07-08-09
Johnston, Hal	1946-47
Johnston, J.B.	1953
Joiner, Jim	1977-78-79-80
Jolla, Akieem	2002-04-05
Jones, Aaron	1993-94
Jones, Ben	2009-10-12
Jones, Carl	1937-38-39
Jones, Carlos	1993-94-95-96
Jones, Charlie	2004-05-06
Jones, Chris C.	1994-95-96-97
Jones, Chris T.	1991-92-93-94
Jones, Claude	1989-90-91
Jones, D'Mauri	2014-15
Jones, Daryl	1997-98-2000-01
Jones, Derwin	1984-85-86-87
Jones, Don	1945
Jones, Ernie	1973-74-75
Jones, Greg	1982-83-84
Jones, Jerome	1981-82
Jones, Jimmie	1986-87-88-89
Jones, K.C.	1993-94-95-96
Jones, Khalil	2005-06-07-08
Jones, Larry	1991-92-93-94
Jones, Rashaun	2004-05-06
Jones, Trent	1994-95-96-97
Jones, William	1929-30
Joseph, Carlo	1995-96-97
Joseph, Carlos	2000-01-02-03
Joseph, Joe	2006-07-08-09
Joseph, William	1999-2000-01-02
Jupin, Eugene	1941
Just, Jim	1973
Justus, Curtis	2004

K

Kaaya, Brad	2014-15-16
Kalal, Tim	1988-89
Kaldor, Joe	1941
Kalina, David	1968-69
Kalix, Martin	1934-35
Kalombo, Bukasa	1989
Kamalu, Ufomba	2013-14-15
Kaplan, Phil	1943-46
Kasulin, Al	1941-42-47
Kavney, Hugh	1928-29-30-31
Kearns, Tom	1939-40-41-43
Kehoe, Art	1979-80
Kelleher, Dennis	1986-87-88-89
Kelly, Jim	1979-80-81-82
Kelly, Kenny	1998-99
Kelly, Maurice	1970
Kelly, Paul	2012-13
Kelly, Tim	2001-02-03
Kendall, Jack	1941
Kendrick, Jay	1946-47
Kennedy, Cortez	1988-89
Kennedy, Donald	1946
Kichefski, Walter	1936-38-39
Kidd, Garrett	2012-13-14
Kidwell, Dale	1927
Kimbrough, Stanford	1931
Kimbrough, William	1927-28
King, Andre	1997-98-99-2000
King, Corey	2012-13
Kinsey, John	1943
Kintigh, David	1983-84-85-86
Kirby, Raphael	2012-13-14-15
Kirkeide, Kevin	1991-92
Klein, Morris	1942-43-46
Knighton, Hunter	2015
Knowles, Robert	2016
Knust, Art	1951-52-53
Kochifos, Andy	1956
Kohlbrand, Joe	1983-84
Kohut, Joe	1953-54-55

ALL-TIME LETTERMEN

Kolz, Bob	1942	Leonard, Dennis	1933-34-45
Konovalchick, Andy	1948	Levitt, William	1943-44-45
Kosar, Bernie	1983-84	Lewis Jr., D.G.	1933
Koslowski, Adolph	1931-32	Lewis, Damione	1997-98-99-2000
Krasnai, William	1945-46	Lewis, James	1998-99-2000-01
Kraszewski, Ed	1963-64-65	Lewis, Jeremy	2009-10-11-12
Krein, Darren	1990-91-92-93	Lewis, LeeRoy	1964-65
Kresl, Jim	1967-68-69	Lewis, Malcolm	2012-13-14-15-16
Kreuger, Don	1976-78	Lewis, Ray	1993-94-95
Krotec, John	1953-54-55	Ley, Chris	1985
Krull, Joe	1945-46-47-48	Liddell, Rick	1972-73-74
Krutulis, Joe	1939-40-41-43	Libel, Robert	1965-66
Kryzak, Ed	1973-74-75	Lillimagi, Leo	1961-63
Kuder, Frank	1933	Linder, Brandon	2010-11-12-13
Kunz, Brad	2002-03-04	Linder, Nick	2014-15-16
Kurucz, John	1938-39-40	Lindstrom, Evan	1927-28-29

L

L'Italien, William	1931-32-33	Linus, James	1952-53
LaBelle, Greg	1979-80-81-82	Lipchick, Pete	1945
Laffere, Greg	1999-2000	Lipkovich, Gary	1971
Lancaster, Larry	1971	Lippett, Ronnie	1980-81-82
Lang, Kenard	1994-95-96	Little, Earl	1993-94-95-96
Langham Jr., Darrell	2015	Livingston, Charles	1959-60
Langley, Michael	2003	Linas, Jim	1980
Lanham, Bill	1973-74	London, Diego	1989-91-92
LaPointe, Larry	1965-66-67	Looram, Kevin	1973-74-75
Lardani, Ray	1960	Lopez, Kenny	1990-91-92-93
Larkin, Eric	1981-82	Losch, Jack	1954-55
LaRussa, James	1952	Losego, Richard	1961-62
Latimer, Mike	1973-74-75	Lowe, Jack	1953
Latimer, Clarence	1974	Lubas, Ted	1951-52-53
Latimer, Don	1974-75-77	Ludwig, Steve	1974-75
Lawrence, Wayne	1969-70	Lumelski, Zev	1991-92-93-94
Lawson, Michael	1995-96-97-98	Lutes, Ed	1950-51
Leary, Mike	1970-71-72	Luttrell, Larry	1994
Leavitt, James	1943	Lyden, Joe	1949-50
LeCompte, Max	1944	Lyons, Herman	1927-28
Lee, George	1931		
Lee Jr., Hartford	1940		
Leggett, Lance	2004-05-06-07		
Lehn, Frank	1940-41		

M

Mabry, Jerrell	2006-07
MacDowell, Buz	1969-70
MacIntyre, George	1958

ALL-TIME LETTERMEN

Mack, Rod	1996-97-98-99	Mayhew, Jon	1959-60
Mack, Tremain	1994-95-96	Mazejka, Ernest	1945-46-47
Maddox, Maurice	1984-86	McCarthy, Colin	2006-07-09-10
Mahon, Gary	1985-86-87-88	McCloskey, Jack	1950-51
Majewski, Bill	1968-69	McCloud, Zach	2016
Makarevich, Frank	1975-76	McClover, Darrell	2000-01-02-03
Maler, Jim	1976	McCord, Tyriq	2012-13-14-15
Malley, Jeff	2003-04	McCray, Teraz	2004-05-06-07
Mallios, Harry	1950-51-52	McCreary, William	1944
Malloy, Gordon	1952-53-54	McCrimmon, Steve	1937-38-39
Mann, Jonathan	2003	McCullough, Jason	1995
Marcantonio, Steve	1972-73-74	McCutcheon, Kevin	1985-86
Marion, Fred	1978-79-80-81	McDermott, Kc	2014-15-16
Mariscal, Dan	1985-86	McDermott, Shane	2011-12-13-14
Mariutto, Don	1950-51-52	McDonald, Dave	1949
Mark, Greg	1986-87-88-89	McDonald, Frank	1951-52-53-54
Markowski, Stan	1959-60	McDougal, Robert	1941-42-46
Marler, Sylvan	1945	McDougle, Jerome	2001-02
Marley, Rohan	1992-93-94	McDowell, Bubba	1985-86-87-88
Marshall, Alfonso	2000-01-02-03	McFadden, Doug	1985-86
Marshall, Sheven	1998-99	McGahee, Willis	2001-02
Martens, Raymond	1930	McGee, Brandon	2009-10-11-12
Martin, Don	1974-75	McGee, Doug	1965-66-67
Martin, Leo	1949-50-51	McGrath, Joe	2001-02-03
Martin, Sylvester	1953-54-55	McGriff, John	1927
Martinez, Willie	1983-84	McGriff, John	1975-76-77
Marucci, Jason	1990-91-92	McGuire, Stephen	1989-90-91-92
Marve, Robert	2008	McGuirt, Jimmy	1966-67
Maryland, Russell	1987-88-89-90	McIntosh, R.J.	2016
Marzella, Sam	1942	McIntosh, Roger	2002-03-04-05
Mason, George	1975-76-77	McKinnie, Bryant	2000-01
Mastellone, Pete	1948-49-50	McMeans, Tyler	2004-05
Masters, Brett	1981	McMillan, Dyrall	1995-96
Masterson, Robert	1935-36-37	McMillan, Kenny	1977-78
Mastro, Salvatore	1934-35-36	McMillian, Jerry	1965
Matherson, Paul	1932	McMurray, Darin	1983-84-85
Matthes, Dieter	1969-70	McNally, Sean	2012-13
Matlock, John	1963-64-65	McNeal, Shawnbrey	2007-08
Matthews, Gralyn	1975-76	McNeil, Ryan	1989-90-91-92
Matthews, Wiley	1969-70	McPartland, Will	1998-99-2000
Maulty, Stanley	1961-62	McVeigh, John	1984-85
Maxey, Marcus	2002-03-04-05	Medearis, Rusty	1990-91-92-94
Mayes, Ryan	2016	Melear, John	1951-52

ALL-TIME LETTERMEN

Mell, John	1944-45-46	Moser, Aaron	1998-99-2000
Melwid, John	1955	Mosketti, Robert	1952
Mercer, Ivan	1999-2000	Moskos, Jim	1957
Mercier, Richard	1995-96-98-99	Moss, Santana	1997-98-99-2000
Mercurio, Marion	1928-29-30	Moss, Sinorice	2002-03-04-05
Meriweather, Brandon	2003-04-05-06	Moss, Tyrone	2003-04-05-06
Michaels, George	1990-91	Moss, Winston	1983-84-85-86
Mick, Gary	1969-71	Mosso, Carl	1946-47-48
Middleton, John	1931-32	Moten, Anthony	2014-15-16
Miller, Bill	1965-66-67	Moyer, Ed	1945-46-47-48
Miller, Bill	1959-60-61	Mugler, Glenn	1952
Miller, Dan	1978-79-80-81	Muhammad, Al-Quadin	2013, 2015
Miller, Eric	1988-89-90-91	Mundrick, Scott	1970
Miller, Lamar	2010-11	Murphy, Bill	1971
Miller, Phil	1976	Murray, Krishna	1995
Millican, Pat	1977-78	Musante, Andrew	1942
Mills, Austin	1927-28	Myers, Chris	2001-02-03-04
Mills, Reuben	1959-60	Myers, Leonard	1997-98-99-2000
Minie, Steve	1984		
Mira, George, Sr.	1961-62-63	N	
Mira, George, Jr.	1984-85-86-87	Nanton, Javon	2003-04-05
Mira, Joe	1965-66-67	Napoli, Chris	2003-04
Miranda, Jesus	1976-77	Nardulli, Frank	1953
Mirilovich, Jon	1957-58-59	Neal, Speedy	1980-81-82-83
Mirto, Joe	1965-66-67	Nealon, Robert	1942
Mitchell, Eldridge	1972-73-75-76	Neely, Damond	1995-97-98
Mitchell, Theron	1958	Nelms, Cory	2009-10
Mollinea, Al	1981	Nelson, Bob	1978-79-80-81
Moncur, Eric	2005-06-07	Nettles, Nick	2000
Monroe, Brian	2003-04-05-06	Newbill, Richard	1988-89
Monroe, Earl	1975-76-77	Newcomb, Vester	1956-57
Monroe, Karl	1976-77-78	Newman, Bob	1946
Montanti, Dennis	1964	Nicolas, JoJo	2007-08-10-11
Mooney, George	1941-42	Nicolas, Scott	1978-79-80-81
Moore, Earl	2012-13, 2015	Nixon, Herman	1976
Moore, Joe	1989-90-91	Njoku, David	2015-16
Moore, Lenny	1982-83	Nock, James	1964-65
Moore, Mike	1982-83-84	Nodoline, Frank	1957
Moore, Ryan	2003-04-05-06	Nolan, Robert	1952-53-54-55
Morgan, Dan	1997-98-99-2000	Noppenberg, John	1937-38-39
Morgan, Tim	1973-74-75-76	Norton, Kendrick	2015-16
Morris, Stephen	2010-11-12-13	Novak, Andy	1946-47-48-49
Morris, Victor	1983-84-85-86	Novak, Jack	1958-59
Morse, Derrick	2004-05-06-07		

ALL-TIME LETTERMEN

O

O'Boyle, Leo	1951
O'Brien, Jim	1927-28
O'Connell, Ken	1971
O'Connor, Paul	1984-85-86
O'Day, John, Sr.	1930-31-32
O'Day, John, Jr.	1959-60
O'Donnell, Jake	2015
O'Donnell, Pat	2013
Odogwu, Sunny	2014-15-16
O'Gara, Bob	1975-76-77
Ojomo, Adewale	2008-10-11
O'Leary, Jack	1948
O'Mahony, James	1960-61-62
O'Neal, Maston	1940
O'Neill, John	1985-86-87-88
Oespovich, John	1937-39
Okell, George	1929-30-32
Oliver, Darryl	1983-84-85-86
Oliver, Ed	1953-55-56
Oliver, Kenny	1985
Olivo, David	1966-67-68
Olsen, Greg	2004-05-06
Omiecinski, Tom	1966-67
Opalsky, Vincent	1967-68-69
Oram, Hal	1928
Ortega, Buck	2002-03-04-05
Ott, John	1932-33-35
Otto, Jim	1957-58-59
Owens, Burgess	1970-71-72
Owens, Darrion	2014-16

P

Pagley, Vincent	1951-52
Palewicz, Al	1969-71-72
Palmer, Jeff	1974-75-76
Panfil, Barry	1987-88
Panker, Joe	1934-35-36
Panno, Phil	1952
Panther, Mark	1962
Parish, Earnest	1985-86-87-88

Parker, Charles	1968-69
Parr, Steve	1971
Parrish, Roscoe	2002-03-04
Parsons, Van	1961-62
Paskewich, Frank	1937-38-39
Pasley, Stanley	2003-04
Pata, Bryan	2003-04-05-06
Patchan, Matt	1985-86-87
Patrick, Kevin	1990-91-92-93
Patterson, Tom	1991-92-93
Patton, Martin	1990-91
Paul, Gionni	2011-12
Payne, Jack	1951-52
Payton, Jarrett	1999-2001-02-03
Pearson, Malcolm	1991-92-93-94
Peattie, Jon	2003-04-05-06
Peasley, John	1980
Pegues, Chad	1995-96-97
Peguese, Willis	1986-89
Penny, J.C.	1984-85-86
Pepsin, Thomas	1952-53-54
Perez, Gregory	1968-69
Perkins, Bill	1971
Perrelli, Matt	2006-08-09
Perriman, Brett	1984-85-86-87
Perrin, Tom	1944
Perry, David	2011-12
Perry, Charles	2015-16
Perry, Ricky	1992-93-94-96
Perryman, Denzel	2011-12-13-14
Peterniche, John	1931-32
Petetti, Carl	1991
Petroski, Joseph	1941
Petrowski, Pete	1933-34-35
Pharms, Charles	1988-89-90-91
Phillips, Kenny	2005-06-07
Phillips, Randy	2005-06-07-09
Phillips, Stanley	1931-32-34
Phillips, Willie	1993-94
Pickett, Booker	1993-94-95-96
Pickett, Malcolm	1934
Pierce, Jerry	1966-67-68
Pierre, Olsen	2011-12-13-14

ALL-TIME LETTERMEN

Pigza, Mike	1985-86-87-88	Reddick, Anthony	2004-05-06-08
Pinckney, Michael	2016	Redwine, Sheldrick	2015-16
Pinckney, Vincent	1944-45	Reed, Edward	1998-99-2000-01
Pinkston, Jim	1973-74-75	Reeh, Daryl	1971
Piper, Wally	1952	Reeves, Gene	1955
Pipho, Matt	2006-07-08-09	Regis, Micanor	2008-09-10-11
Pisani, Dominic	1973-74	Regula, Ronald	2013-14
Pittard, George	1937-38-39	Reichgott, George	1931-32-33
Plasman, Howard	1941	Reinhart, Frank	1959-60-61
Plevel, Joe	1956-57-58	Remmy, Fred	1958-59
Pokorney, Jim	1978-79-80	Renfrow, Justin	2013
Pollock, Richar	1942	Reyes, Manny	1975-76-77
Ponder, Lovon	2005-06-07-08	Reynaud, Alan	1972-73-74
Poole, Bill	1957-58	Reynolds, Jerry	1960-61-62
Poore, James	1937-38-39	Rhodes, Jevon	1998-99-2000
Popovich, Jeff	1996-97-98-99	Richards, Ahmmon	2016
Porter, Curtis	2009-10-12-13	Richard, Chuck	1969-70-71
Portis, Clinton	1999-2000-01	Richardson, C.J.	1991-92-93-94
Pou, Alex	2003-04-05-06	Richt, Mark	1978-80-81-82
Pratt, Thomas	1953-54-55-56	Ridgley, Eugene	1994-95-96-97
Presnell, James	1952	Riesman, Albert	1932
Prewitt, Dane	1992-93-94-95	Riley, Mike	1969-70-72
Procida, Sam	1944	Riley, Patrick	1991-92-93-94
Proctor, Basil	1986	Ritchie, Wilmore	1972-73-74
Proctor, Ron	1971	Rizzo, Ben	1960-61-62
Provin, Scott	1986-87	Roan, Lorenzo	1979-80-81
Puckett, Scott	1998-99-2000-01	Roberts, Alfredo	1984-85-86-87
Puglisi, Frank	1931	Roberts, Fred	1981
Pytel, Lew	1968-69	Roberts, Kevin	1975-76-77
		Robertson, Cushman	1930
		Robey, Steve	1970-71
		Robinson, Fred	1981-82-83
		Robinson, Kylan	2007-08-09-10
		Robinson, Luther	2010-12-13
		Robinson, Marcus	2008-09-10-11
		Robinson, Oscar	1974
		Robinson, Ray	1940-41
		Robinson, Richard	1965-66-67
		Rochford, John	2004-05-06-07
		Rodberg, Allan	1952-53-54-55
		Rodgers II, Kacy	2010-11-12-13
		Rodrigue, Mike	1978-79-80-81
		Rodriguez, Joel	2001-02-03-04

Q

Quarterman, Shaquille	2016
Queer, Barry	1964

R

Radford, Henry	1973
Rajsich, Rob	1977-78
Rakoczy, Gregg	1983-84-85-86
Ramsbotham, Ernest	1930
Raski, Stan	1937-38-39
Ratesic, Patrick	1963-64

ALL-TIME LETTERMEN

Rodriguez, Nelson	1996-97	Scarnecchia, Sam	1955-56
Rogers, Joseph	2014-15	Scavella, Steadman	1973-74-75
Rolle, Antrel	2001-02-03-04	Schaefer, Bill	1986-87
Rolle, Omar	1995-97	Schaap, Steve	1968-69-70
Romberg, Brett	1999-2000-01-02	Schemer, Mike	1939
Rosbaugh, Bob	1958-59	Schirmer, Bill	1964-65-66
Rose, Warren	1934-35-36	Schmidt, Joe	1968-69-70
Rosen, Al	1943	Schmitt, Paul	1969
Rosier, Malik	2015	Schneiderbach, Robert	1950-51-52
Rosinski, Steve	1987-88	Schneider, James	1967-68-69
Ross, Fred	1972-73	Schnellenberger, Stu	1982-83
Rostron, Fred	1930	Schnupp, Eric	1997-98-99
Roughen, Rick	1979	Schottenheimer, Kurt	1969-70
Rouviere, Whitey	1952-53-54-55	Schuler, Harold	1946-47
Ruel, Golden	1971-72	Schultz, Joseph	1952
Rumph, Mike	1998-01	Schultz, Leon	1942-43
Rush, Mark	1979-80-81-82	Scott, Dennis	1994-95-96-97
Russell, Twan	1993-94-95-96	Scott, James	1999-2000-01-02
Russo, Art	1948	Scott, LaVaar	1999-2000-01
Russo, Don	1965-66-67	Scott, Rashawn	2011-12-13-14-15
Rutledge, Chris	2005-06-07-08	Searcy, Leon	1988-89-90-91
Ruzomberka, Edward	1941-42, 46	Sears, Harold	1971-72
Ryder, Nick	1960-61-62	Sebald, Brandon	2002-03-04
		Sedley, Tom	1976-77-78
		Seelig, Mark	1984-85-86
		Seely, James	1968-69
		Seibel, William	1956
		Seigler, Dexter	1990-91-92-93
		Seiple, Todd	1991
		Selmer, Brian	1973-74-75-76
		Semerene, Jon	2015
		Settembre, Ernest	1945-46-47-48
		Settle, Cecil	1944
		Shakespeare, Stanley	1983-84
		Shannon, Randy	1985-86-87-88
		Shannon, Xavier	2008
		Sharpe, Bill	1975
		Sharpe, Glenn	2002-03-06-07
		Sharpton, Darryl	2006-07-08-09
		Shields, John	1954-56
		Shields, Sam	2006-07-08-09
		Shinn, Charles	1934-35-36
		Shipman, Al	1993-94

S

Saey, Art	1946-47-48
Saladino, Tony	1962-63-64
Salemi, Nelson	1965-66
Salinger, Jeff	1978-79
Salisbury, Don	1937-38-39
Sampson, Robert	1997-98-99
Sanders, Billy	2010
Sandie, Bill	1956
Sandifer, Kirk	1988
Sandland, Beau	2013
Sands, Ethenic	1999-2000-01-02
Sapp, Carl	1938-39-40
Sapp, Earl	1941-42
Sapp, Warren	1992-93-94
Savini, Bud	1962-63
Savoca, Vic	1959-60-61
Scarborough, Buddy	1970-71

ALL-TIME LETTERMEN

Shirey, Brad	1990-91-92	Smith, Russell	1963-64-65
Shiver, Rex	1950-51-52	Smith, Steve	1965-66-67
Shockey, Jeremy	2000-01	Smith, Tom	1971-72
Short, Baraka	1991-92-93-94	Smith, William	1952-53
Shrader, Clive	1947-48-49	Smith, Willie	1984-85
Siegel, John	1955	Snowden, Charles	1946
Sievers, Todd	1998-2000-01-02	Snowden, Crumpton	1938-39-40
Sikes, Maurice	2000-01-02-03	Snowden, Olin	1932
Sikora, James	2001-02-03	Snyder, Paul	1990-91-92
Sileo, Dan	1986	Sobeck, John	1944
Siler, Frank	1929-30-31	Solie, Lloyd	1927-28-29-30
Simmons, Malcolm	1977-79	Sopko, Mike	1971
Simon, James	1961-62	Sorensen, Dick	1967-68-69
Sims, Jack	1962-63-64	Sparks, Hoyt	1962-63
Sinclair, Ian	1983-84	Spence, Sean	2008-09-10-11
Sisk, John	1962-63	Spencer, Darryl	1988-90-91-92
Sisk, Ken	1982-83	Spinelli, Nick	1962-63
Sissman, Mike	1932-33-34	Spinelli, Vincent	1945
Sixkiller, Andy	1964-65	Square, John	2001-02-03
Skoog, Karl	1968	St-Pierre, Jonathan	2005
Smatana, John	1981-82-83	Staffier, Steve	1984-86
Smerdel, Joe	1961-62-63	Stafford, Robert	1950
Smith, Al	1944-45	Standifer, Jim	1976
Smith, Andrew	2008-09-10-11	Stange, Kurt	2004
Smith, Brian	1985-86	Stanish, Todd	1984-85
Smith, Cannon	2008	Stanley, Ed	1977
Smith, Dan	1998-99	Stanley, Joe	1959
Smith, Darius	2011-12	Stanley, Richard	1976
Smith, Darrin	1989-90-91-92	Stanley, Robert	1965
Smith, Don	1975-76-78	Stanton, Robert	1927
Smith, Elmer	1948	Starks, Duane	1996-97
Smith, Frank	1948-50-51	Stawarz, Tony	1967-68-70
Smith, Kris	2004	Steiner, William	1938-39-40
Smith, Mark	1978-79-80	Stephens, James	1964
Smith, Michael	1996-97-98-99	Stephens, Owen	1985
Smith, Mike	2016	Stewart, Bob	1955-56-57
Smith, Nate	2001	Stewart, David	1979-80-81
Smith, Nelson	1995	Stewart, Demetri	2006
Smith, Norman	1930	Stewart, James	1993-94
Smith, Pee Wee	1988-89	Stewart, Michael	2000
Smith, Phil	1965-66-67	Stewart, Terry	1957
Smith, Ray	1943	Stinson, Brian	1998-99-2000
Smith, Roland	1987-88-89-90	St. Louis, Tyree	2015-16

ALL-TIME LETTERMEN

Stockdale, Grant	1938-39	Telemaque, Vaughn	2009-10-11-12
Stokes, Bob	1966	Tella, Tony	2002-03-04-05
Stokes, John	1954	Tellison, A.C.	1991-92-93-94
Stolk, Wilfred	1950-51	Terry, Gabe	2013
Stone, Dean	1968-69-70	Testaverde, Vinny	1982-84-85-86
Stranahan, Kyle	1990-91	Tezanos, Ralph	1974-76
Stransky, Fred	1968-69	Thomas, Chad	2014-15-16
Strawbridge, Rick	1968-69	Thomas, Derron	2005-06-07-08
Streeter, Ron	1974	Thomas, Joe	1944
Streeter, Tommy	2009-10-11	Thomas, Lamar	1989-90-91-92
Streicher, Gary	1972-73	Thomas, Santonio	2000-01-03-04
Streiter, Bob	1961-62	Thomas, William	1927
Strimple, David	2006-07	Thompkins, Kendal	2009-10-11-12
Stubbs, Daniel	1984-86-87	Thompson, Dave	1973-74-75
Sullivan, Jim	1974	Thompson, Gary	1968
Sullivan, Mike	1987-88-89-90	Thompson, Lawrence	1980-81-82
Sullivan, Tom	1969-70-71	Thompson, Sean	1989-90-91
Sunderland, John	1949-50	Thompson, Tommy	1932-33-34
Sutter, Robert	1946-47	Thompson, Woody	1972-73-74
Sutton, James	1997-98-99	Threat, Greg	2002-03-04-05
Sutton, Otis	1927-28-29	Timmons, George	2005
Sutton, Otis B.	1932	Timmons, Racey	1960-61-62
Sutton, Reggie	1983-84	Timmons, Taylor	1976-77-79
Swain, John	1977-78-79-80	Tobey, Ernest	1953-54
Swan, Rick	1964	Tobin, John	1939-40-41
Swasey, Andrew	2011-12	Tocco, Tony	1965-66
Sweeney, Matt	1996-97-98-99	Tokarski, Gary	1975-76
Sweeting, Walt	1971-72-73	Tolson, Jordan	2013-14
Sydnor, Dave	1973-74-75	Torretta, Geoff	1985-86
Symonette, Alan	1992-93-94-95	Torretta, Gino	1989-90-91-92
Symonette, Ian	2006-07-08-09	Totterdale, Bill	1940

T

Tassotti, Dan	1952-53	Tracy, Phil	1967-68
Tatarek, Bob	1965-66-67	Trathen, Dick	1944
Taylor, Bob	1968	Tremont, Elmer	1950-51
Taylor, Bob S.	1970	Triay, Jim	1966-67
Taylor, Jeffrey	1994-95-96-97	Trobliger, Bernard	1940-41
Taylor, Rod	1967-68	Trocolor, Bob	1968-69-70
Taylor, Sean	2001-02-03	Trosch, Gene	1964-65-66
Teal, David	1967-69-70	Trout, Bill	1967-68-69
Tedder, Phil	1951	Trower, Dick	1969-70-71
		Trump, A.J.	2006-07-08-09
		Tucek, John	1964-65-66
		Tucker, Arnold	1943

ALL-TIME LETTERMEN

Tucker, Syii	1992-93-94-95	Walker, Keith	1983-84
Tucker, Walter	2013-14-15	Walker, Pat	1977-78-79-80
Turchetta, Tom	1970-71	Walker, Ronnie	1975-76
Turner, John	1974-75-76-77	Wallace, Don	1956-57-58
Turner, Mike	1967-68-69	Wallick, Gregg	1974-75-76
Tuten, Rick	1983-84	Walsh, Chris	1994
Tuttle, Leonard	1927	Walsh, Steve	1987-88

U

Upperco, Pete	1978-79
Upton, Mike	1964
Urbanowicz, Hank	1966-67
Uribe, Alex	2009

V

Vaccarelli, Anthony	1935-36-37
Vaccaro, Jim	1945
Vacchio, Mike	1949-50
Valdez, Wilber	1998-99
Valerio, Rick	1975-76-77-78
Vanderwende, Kyle	1982-83-84
Van Dyke, DeMarcus	2007-08-09-10
Vari, Armand	1950-51-52
Varone, John	1955-56-57
Vasiloff, Bill	1956-57
Vasu, George	1954
Verkuilen, Dave	1960
Vernon, Oliver	2009-10-11
Vickers, Kipp	1989-90-91-92
Vilma, Jonathan	2000-01-02-03
Vogel, Justin	2014-15-16
Volcy, Jean	2004-05
Vollenweider, James	1959-60-61
Vujanov, Garry	1970-71

W

Wahnee, Jim	1965-66
Walters, Tracy	1986-87-88
Walden, Terrell	2005-06
Walford, Clive	2011-12-13-14
Walker, Carl	2000-01-02-03

Walker, Keith	1983-84
Walker, Pat	1977-78-79-80
Walker, Ronnie	1975-76
Wallace, Don	1956-57-58
Wallick, Gregg	1974-75-76
Walsh, Chris	1994
Walsh, Steve	1987-88
Walters, Matt	1999-2000-01-02
Walton, Mark	2015-16
Ward, Alvin	1981-82-83-84
Ward, Nick	1995-97-98-99
Washington, Brandon	2009-10-11
Waters, Herb	2012-13-14-15
Watson, Gordon	1949-50
Watson, John	1970
Watt, Walter	1941-42-43-44
Watts, John	1959
Watts, William	1960-61
Wayne, Reggie	1997-98-99-2000
Weaver, Bobby	1961
Weaver, Jarrell	2000-01-02-03
Weaver, Jermell	2000-01
Webster, Nate	1998-99
Wehner, Mike	1994-95-96-97
Weisacosky, Ed	1963-64-65
Welch, Bill	1982
Welch, Michael	2016
Wells, Hunter	2013-14-15
Werl, Robert	1962-63-65
Wesley, Steven	2007-08-09
West, Isaiah	1980-81-82
Wheeler, Jared	2010-11-12-13
Whipple, Spencer	2010-11
White, Corey	2010
White, Ken	1970-71-72
White, Mike	1975-76-77
White, Paul	1990-91-92-93
White, Phillip	1927
White, Shelton	1945
Wieclaw, Jake	2011-12
Wiggins, Doug	2007
Wignall, Fred	1927-28
Wike, Dave	1939

ALL-TIME LETTERMEN

Wilber, John	1964	Woolum, Kerry	1968
Wilfork, Vince	2001-02-03	Word, Jim	1971
Wilkinson, Charlie	1928-29	Wright, Alton	2003-04
Wilkins, Ed	1999-2000-01-02	Wright, Cedrick	2016
Williams, Andrew	2001-02	Wright, Kyle	2004-05-06-07
Williams, D.J.	2000-01-02-03	Wright, Leon	1943
Williams, Darryl	1989-90-91	Wunder, Bill	1940-41
Williams, David	2001-02	Wyche, Michael	2014
Williams, Eddie	1982-83	Wysock, Joe	1973-74
Williams, Johnny	1972-73-74		
Williams, Kevin	1990-91-92		
Williams, Leon	2002-03-04-05		
Williams, Lester	1978-79-80-81		
Williams, Marquez	2016		
Williams, Mike	2011		
Williams, Nick	1995-96-97-98		
Williams, Reed	1928-29		
Williams, Robert	1998-99-2000-01		
Williams, Ryan	2012-13-14		
Williams, Warren	1984-85-86-87		
Williams, Willie	2005		
Wilson, Adrian	1997-98		
Willis, Gerald	2016		
Wilson, Bob	1961-62		
Wilson, Chad	1992-93-94		
Wilson, Jay	1970		
Wilson, Jim	1999-2000-01-02		
Wilson, Larry	1959-60-61		
Wilson, Larry	1975-76		
Wilson, Larry	1970-71		
Wilson, Lee	1946		
Wilson, Reggie	1933-34		
Wilson, Rex	1964-65		
Wimberly, Marcus	1993-94-95-96		
Wimbs, Cyrim	2004-05-06-07		
Winslow, Kellen	2001-02-03		
Winston, Eric	2002-03-04-05		
Wise, Ty	1996-97-98-99		
Wohleb, Bruce	1973-74		
Wolcuff, Nicholas	1934-35-36		
Wollschlager, Anthony	2003-04-05-06		
Wood, Hayes	1927		
Woodus, Robert	1992-93-94		

Y

Yaffa, Bernard	1964-65
Yanda, Charles	1960-61
Yarbrough, Bonnie	1956-58
Yearby, Joseph	2014-15-16
Yosha, Brandon	2012
Young, Juwon	2014-15
Young, Malek	2016
Youngblood, Reggie	2005-06-07-08
Yovicsin, Tony	1946-47

Z

Zachary, Art	1964-65
Zampogna, Francesco	2004-05-06-07
Zappala, Greg	1980-81-82
Zelch, David	1961-62
Zellner, Chris	2005-06-07-08

ATTENDANCE

HOME ATTENDANCE

YEAR	G	W/L/T	TOTAL	AVERAGE
1937	7	4-3-0	65,261	9,323
1938	7	7-0-0	91,118	13,017
1939	8	4-4-0	133,820	16,727
1940	9	3-6-0	151,535	16,837
1941	9	7-2-0	184,840	20,538
1942	8	6-2-0	84,077	10,509
1943	5	4-1-0	70,256	14,051
1944	9	1-7-1	118,357	13,150
1945	9	7-1-1	186,454	20,717
1946	8	6-2-0	233,390	29,173
1947	8	2-6-0	228,796	28,599
1948	8	3-5-0	280,446	35,056
1949	8	5-3-0	319,449	39,931
1950	7	6-0-1	255,626	36,518
1951	8	7-1-0	339,963	42,495
1952	9	4-5-0	248,781	27,642
1953	7	4-3-0	223,259	31,894
1954	7	7-0-0	306,162	43,737
1955	7	5-2-0	321,347	45,907
1956	8	6-1-1	328,672	41,084
1957	8	4-3-1	327,230	40,904
1958	7	1-6-0	235,325	33,618
1959	7	5-2-0	268,718	38,388
1960	8	6-2-0	390,944	48,868
1961	7	4-3-0	289,004	41,286
1962	6	5-1-0	312,030	52,005
1963	7	1-6-0	311,775	44,539
1964	7	3-3-1	250,603	35,800
1965	6	3-2-1	294,979	49,163
1966	6	5-1-0	236,830	39,471
1967	6	4-2-0	295,843	49,307
1968	5	4-1-0	194,460	38,892
1969	7	4-3-0	289,306	41,329
1970	6	2-4-0	155,142	25,857
1971	8	3-5-0	238,294	29,787
1972	5	4-1-0	110,566	22,113
1973	6	2-4-0	191,767	31,961
1974	6	3-3-0	127,066	21,177
1975	6	1-5-0	140,859	23,476
1976	5	3-2-0	86,180	17,236
1977	5	2-3-0	174,209	29,642
1978	4	3-1-0	83,912	20,978
1979	4	4-0-0	104,262	26,065
1980	5	4-1-0	120,007	24,001
1981	6	6-0-0	239,106	39,851
1982	6	5-1-0	180,602	30,100
1983	5	5-0-0	222,839	44,555
1984	5	2-3-0	247,852	41,309
1985	5	4-1-0	225,353	45,070
1986	6	6-0-0	291,427	48,571
1987	7	7-0-0	377,444	53,920
1988	7	7-0-0	371,742	53,106
1989	6	6-0-0	309,805	51,634
1990	6	6-0-0	372,577	62,096
1991	6	6-0-0	347,785	57,964
1992	6	6-0-0	334,052	55,675
1993	6	6-0-0	287,319	47,887

YEAR	G	W/L/T	TOTAL	AVERAGE
1994	6	5-1-0	361,986	60,331
1995	6	6-0-0	229,223	38,204
1996	6	3-3-0	249,670	41,612
1997	6	3-3-0	173,495	28,916
1998	6	4-2-0	259,209	43,202
1999	6	5-1-0	235,578	39,263
2000	6	6-0-0	350,578	58,430
2001	6	6-0-0	282,972	46,162
2002	6	6-0-0	417,233	69,539
2003	7	6-1-0	406,945	58,135
2004	6	4-2-0	354,803	59,134
2005	6	4-2-0	271,862	45,310
2006	7	5-2-0	293,359	41,908
2007	7	4-3-0	305,124	43,589
2008	6	4-2-0	277,792	46,299
2009	6	5-1-0	285,306	47,551
2010	6	3-3-0	309,056	51,509
2011	7	4-3-0	340,576	48,654
2012	6	4-2-0	286,315	47,719
2013	7	6-1-0	376,857	53,837
2014	7	5-2-0	367,623	52,518
2015	6	5-1-0	285,363	47,560
2016	6	4-2-0	351,434	58,572

LARGEST HOME CROWDS

	TOTAL	OPPONENT	YEAR
1.	81,927	Florida State	2002
2.	81,753	Nebraska ⁴	1995
3.	81,634	Notre Dame	1989
4.	80,905	Florida State	2000
5.	80,396	Florida State	1990
6.	80,227	Florida	1985
7.	79,932	Florida	2003
8.	79,480	Nebraska ³	1989
9.	78,622	Florida State	2004
10.	78,114	Washington	2001
11.	77,836	Florida State	1988
12.	77,747	Nebraska	1992
13.	77,410	Virginia Tech	2000
14.	77,338	Florida State	1992
15.	77,265	Notre Dame	1967
16.	77,224	Florida	1987
17.	77,010	Florida State	1994
18.	76,968	Florida	2013
19.	76,640	Notre Dame	1987
20.	76,530	Florida State	2014
21.	76,108	Virginia Tech	2002
22.	75,913	Florida State	1996
23.	75,723	Penn State	1991
24.	75,685	Notre Dame	1955
25.	75,115	Florida State	2010
26.	74,760	Oklahoma ²	1988
27.	74,427	Penn State	1999
28.	74,292	Florida A&M	1992
29.	73,817	Florida	1981
30.	73,622	Boston College	2002
31.	73,328	Florida State	2012
32.	72,549	Nebraska ¹	1984

ATTENDANCE

	TOTAL	OPPONENT	YEAR
33.	71,842	Houston	1991
34.	71,451	Oklahoma	1986
35.	70,934	Florida	1969
36.	70,420	Iowa	1990
37.	68,548	Florida A&M	2002
38.	68,077	Notre Dame	1965

8.	91,585	Nebraska	2014
9.	86,287	Ohio State	1977
10.	85,777	Florida	2002
11.	85,357	Oklahoma	2007
12.	84,409	Florida State	2013
13.	84,347	Florida State	2005
14.	84,336	Florida State	2003
15.	84,165	Texas A&M	2008
16.	83,661	Penn State	1980
17.	82,329	Florida State	2015
18.	82,322	Florida State	2011
19.	81,077	Florida State	2009
20.	80,967	Florida State	1999
21.	80,795	Notre Dame	2016
22.	80,350	Florida State	1995
23.	80,165	Florida State	1997
24.	79,500	LSU	1988
25.	77,813	Florida State	1993
26.	77,532	Penn State	1979
27.	76,231	Nebraska	1975
28.	76,217	Michigan State	1989
29.	76,155	Nebraska	1976
30.	75,008	Oklahoma	1985
31.	74,875	Florida	1986
32.	74,653	Texas	1981
33.	74,157	Washington	2000
34.	73,907	Florida	1983
35.	73,500	South Carolina	1986
36.	71,864	Florida	1982
37.	71,189	USC	1968
38.	70,397	Iowa	1992
39.	70,222	West Virginia	1993
40.	67,979	LSU	1966

- 1 — 1984 Orange Bowl Classic (Jan. 2, 1984)
- 2 — 1988 Orange Bowl Classic (Jan. 1, 1988)
- 3 — 1989 Orange Bowl Classic (Jan. 2, 1989)
- 4 — 1995 Orange Bowl Classic (Jan. 1, 1995)

LARGEST CROWDS (ANY SITE)

	TOTAL	OPPONENT	YEAR
1.	109,313	at Penn State	2001
2.	107,745	at Tennessee	2002
3.	105,834	at Michigan	1988
4.	105,454	at Ohio State	2010
5.	105,403	at Michigan	1984
6.	96,704	at Penn State	1992
7.	93,781	vs. Nebraska ¹	2001
8.	91,585	at Nebraska	2014
9.	90,833	at Florida	2008
10.	86,287	at Ohio State	1977

- 1 — 2002 Rose Bowl (Jan. 3, 2002)

LARGEST ROAD CROWDS

	TOTAL	OPPONENT	YEAR
1.	109,313	Penn State	2001
2.	107,745	Tennessee	2002
3.	105,834	Michigan	1988
4.	105,454	Ohio State	2010
5.	105,403	Michigan	1984

HISTORY



6.	96,704	Penn State	1992
7.	90,833	Florida	2008

THE UNIVERSITY OF MIAMI SPORTS HALL OF FAME

- Randy Ableman (diving coach)
 Hal Allen (football coach)
 Patrina Allen (track & field)
 Will Allen (basketball)
 Ottis Anderson (football)
 Jodi Appelbaum Steinbauer (tennis)
 Ray Arky (football)
 Jessie Armstead (football)
 J.D. Arteaga (baseball)
 Woody Austin (golf)
 Dr. Bowman F. Ashe (UM president)
 Rod Ashman (football, basketball)
 Wilbert Bach (sports information)
 Pete Banaszak (football)
 Mike Barnes (football)
 Micheal Barrow (football)
 Rick Barry (basketball)
 Wayne Beckner (basketball)
 Tom Beier (football)
 Ray Bellamy (football)
 Bill Bennett (track)
 Lloyd Bennett (track and swimming coach)
 Albert Bentley (football)
 Sharon Berg (swimming)
 Stanley “Skip” Bertman (baseball coach)
 Al Besselink (men’s golf)
 Warren Bogle (baseball)
 Don Bosseler (football)
 Bennie Blades (football)
 Octavia Blue (women’s basketball)
 Megan Bradley (tennis)
 Ryan Braun (baseball)
 Melvin Bratton (football)
 Melissa Briley-Mieras (diving)
 Eddie Brown (football)
 Eric Brown (basketball)
 Jerome Brown (football)
 Janet Buchanan-Kerr (swimming)
 Dr. Charles Burbacher (team doctor)
 Pat Burrell (baseball)
 Andrew Burrow (tennis)
 Jim Burt (football)
 Edward “Red” Cameron (football, boxing)
 Whitey Campbell (football, basketball, baseball,
 and football and baseball coach)
 Al Carapella (football)
 Rubin Carter (football)
 Sy Chadroff (basketball, baseball)
 Nick Chickillo (football)
 Rob Chudzinski (football)
 Davian Clarke (track & field)
 Tony Cline (football)
 Audra Cohen (women’s tennis)
 Julius Cohen (basketball)
 Dan Connors (football)
 Ed Contreras (baseball)
 Horace Copeland (track)
 Alex Cora (baseball)
 Jim Cox (football)
 Pat Cramer (tennis)
 Tony Cristiani (football)
 Nathaniel Crosby (golf)
 Maurice Crum (football)
 Fran Curci (football, football coach)
 Don Curnutt (basketball)
 Dan Davies (baseball)
 Paul Dee (athletic director)
 Amy Deem (women’s track coach)
 Bill Deering (track and field)
 Dr. Mickey Demos (boxing)
 Paul Desjardins (golf)
 Bill Diaz (swimming coach)
 Eddie Dibbs (tennis)
 Carl DiBernardo (boxing)
 Jim Dooley (football, track)
 Ken Dorsey (football)
 Lin Dunn (women’s basketball coach)
 Eddie Dunn (football, basketball, baseball,
 coach)
 Gary Dunn (football)
 Ian Duvenhage (women’s tennis coach)
 Eddie Edwards (football)
 Steve Edwards (men’s basketball)
 Judy Eller (golf)
 Craig Erickson (football)

THE UNIVERSITY OF MIAMI SPORTS HALL OF FAME

- Dennis Erickson (football)
 Lee Evans (reporter)
 Jorge Fabregas (baseball)
 Kevin Fagan (football)
 Jeff Feagles (football)
 Alex Fernandez (baseball)
 Jaime Fillol (tennis)
 Mike Fiore (baseball)
 Chuck Foreman (football)
 Dawn Frady (swimming)
 Bubba Franks (football)
 Ron Fraser (baseball coach)
 Abe Friedman (basketball)
 George Gallett (sports information)
 Luis Garcia (tennis)
 Greg Garlich (diving)
 Charlie George (football)
 Harry Ghaul (football, baseball)
 Bryan Gillooly (diving)
 Ron Godfrey (basketball coach)
 Tom Gompf (swimming coach)
 Joaquin Gonzalez (football)
 Orlando Gonzalez (baseball)
 Joe Grahe (baseball)
 Danny Graves (baseball)
 Dr. Joel Green (baseball)
 Lise Gregory (tennis)
 Matt Gribble (swimming)
 Randy Guerra (baseball)
 Andy Gustafson (football coach and athletic director)
 Jack Hackett (football)
 Bruce Hale (basketball coach)
 Leonard Hamilton (basketball)
 Penny Hammel (women's golf)
 John Hammil (tennis)
 Jack Harding (football coach, athletic director)
 Robin Harmony (women's basketball)
 Dennis Harrah (football)
 Doris Hart (tennis)
 Al Harum (tennis)
 Janet Hass (women's tennis)
 Bill Hawkins (football)
- Neal Heaton (baseball)
 Ted Hendricks (football)
 Jeannie Hebert-Truax (women's basketball)
 Dr. Bill Heuson (golf coach)
 Dick Hickox (basketball)
 Alonzo Highsmith (football)
 Bobby Hill (baseball)
 Randal Hill (football)
 Charlie Hodgson (swimming and diving)
 Kym Hope (women's basketball)
 Carlos Huerta (football)
 Aubrey Huff (baseball)
 Isabella Hutchinson (women's athletics)
 Michael Irvin (football)
 James Jackson (football)
 Stan Jakubowski (baseball)
 Edgerrin James (football)
 Calvin James (baseball)
 Don James (football)
 Harvey James (football)
 Tamara James (basketball)
 Tim James (basketball)
 Jon Jay (baseball)
 Sam Jankovich (athletic director)
 Jenny Keim Johansen (diving)
 Andre Johnson (football)
 Charles Johnson (baseball)
 Jack Johnson (football)
 Jimmy Johnson (football coach)
 James Jones (men's basketball)
 K.C. Jones (football)
 Daphne Jongejans-Bousquet (diving)
 Art Kehoe (football, football coach)
 Jim Kelly (football)
 Cortez Kennedy (football)
 Tracy Kerdyk (golf)
 Walter Kichefski (football, coach)
 Bill Kimbrough (football)
 Tom Kearns (football, basketball, boxing)
 Chuck Klein (football)
 Bernie Kosar (football)
 Wayne Krenchicki (baseball)
 Ferne Labati (women's basketball)

THE UNIVERSITY OF MIAMI SPORTS HALL OF FAME

- Phil Lane (baseball)
 Don Latimer (football)
 Lenny Layland (diving)
 Ann Laughlin (golf)
 Thom Lehman (baseball)
 Denny Leonard (football, boxing)
 Dale Lewis (tennis coach)
 Ray Lewis (football)
 Steve Lichtner (swimming)
 Ron Lippett (football)
 Jack Losch (football, baseball, track)
 Greg Louganis (diving)
 William “Bunny” Lovett (boxing, coach)
 William C. Lufler (tennis coach)
 Melinda Lyverse (swimming)
 Jorge Maduro (baseball)
 Dr. Harry Mallios (football, athletic director)
 Gordon Malloy (football)
 Rodney Mandelstam (tennis, soccer)
 Chris Mantilla (diving)
 Fred Marion (football)
 Greg Mark (football)
 Don Mariutto (football)
 Leo Martin (football)
 Russell Maryland (football)
 Pete Mastellone (football)
 Bob Masterson (football, boxing)
 Mike McCoy (basketball)
 Yolanda McCray (track and field)
 Frank McDonald (football)
 Willis McGahee (football)
 Bryant McKinnie (football)
 Ryan McNeil (football)
 Rusty Medearis (football)
 Katie Meier (women’s basketball coach)
 Rich Mercier (football)
 Winston Moss (football)
 Jason Michaels (baseball)
 Bill Miller (football)
 Danny Miller (football)
 George Mira Sr. (football)
 George Mira Jr. (football)
 Dan Morgan (football)
 Hart Morris (football, basketball coach)
 Ed Morris (basketball)
 Jim Morris (baseball coach)
 Jeff Morrison (baseball)
 Robbie Morrison (baseball)
 Cathy Morse (golf)
 Jerry Moss (tennis)
 Santana Moss (football)
 Gardner Mulloy (tennis, and coach)
 Wyllesheia Myrick (track)
 Jack Nelson (swimming, and coach)
 Connie Nickel (administration)
 John Noppenberg (football)
 Jim Otto (football)
 Burgess Owens (football)
 Mike Pagliarulo (baseball)
 Dean Panaro (men’s swimming and diving)
 Norm Parsons (administration, coaching)
 Kevin Patrick (football)
 Vicki Plowden (women’s basketball)
 Clinton Portis (football)
 Tom Pratt (football)
 Larry Pyle (baseball)
 Rick Raether (baseball)
 Rio Ramirez (diving)
 Joaquim Rasgado (tennis)
 Ed Reed (football)
 Billy Regan (boxing coach)
 Ronni Reis-Bernstein (tennis)
 Ros Riach (women’s tennis)
 Maria Rivera (women’s basketball)
 Patti Rizzo (golf)
 Javy Rodriguez (baseball)
 Brett Romberg (football)
 Al “Flip” Rosen (football, baseball)
 Gaither Rosser (swimming)
 Tyce Routson (diving)
 Dr. Francis “Whitey” Rouviere (football and baseball)
 Ed Rubinoff (tennis)
 Gillian Russell (track)
 Art Saey (Boxing, football)
 Alex Santos (baseball)

THE UNIVERSITY OF MIAMI SPORTS HALL OF FAME

- Warren Sapp (football)
 Frances Savage (women's basketball)
 Sam Scarnecchia (football)
 Howard Schnellenberger (football coach)
 Sid Schwartz (men's tennis)
 Leon Searcy (football)
 Harold Sears (football)
 Pancho Segura (tennis)
 Kevin Sheary (baseball)
 Jeremy Shockey (football)
 Doug Shields (baseball)
 Archie Slaton (boxing)
 Danny Smith (baseball)
 Darrin Smith (football)
 Don Smith (football)
 Frank Smith (football)
 Sam Sorce (baseball)
 Don Soldinger (coach)
 Roberta A. Speer (golf)
 Gene Stage (basketball)
 Daniel Stubbs (football)
 Mike Sullivan (football)
 Tom Sullivan (football)
 Bob Taterek (football)
 Sean Taylor (football)
 Jay Tessmer (baseball)
 Vinny Testaverde (football)
- Ron Thorne (track)
 Valeria Tipiana (women's volleyball)
 John "Red" Tobin (football, basketball)
 Gino Torretta (football)
 Armand "Stitch" Vari (football and coach)
 Jesse Vassallo (swimming)
 Jonathan Vilma (football)
 Rachel Viollet (tennis)
 Steve Walsh (football)
 Marshall Wayne (diving)
 Reggie Wayne (football)
 Ed Weisacosky (football)
 Earl Welbaum (track and field)
 Dave Wike (coach, trainer)
 David Wilkie (swimming)
 Darryl Williams (football)
 Lauryn Williams (track and field)
 Wendy Williams (women's diving)
 Larry Wilson (football, baseball)
 Kellen Winslow (football)
 Mike Wittman (men's basketball)
 Nick Wolcuff (football, boxing, wrestling)
 William Wrona (baseball)
 Jodi Yambor (swimming)
 Ernie Yaroshuk (baseball)
 Paige Yaroshuk-Tews (women's tennis coach)

HISTORY



Lamar Thomas (football)



HURRICANES FOOTBALL RECORDS

<i>INDIVIDUAL RECORDS</i>	208-210
<i>INDIVIDUAL LEADERS</i>	211-222
<i>INDIVIDUAL GAME BESTS</i>	223-226
<i>INDIVIDUAL SUPERLATIVES</i>	227-229
<i>TEAM SEASON BESTS</i>	230-235
<i>TEAM GAME BESTS</i>	236
<i>OPPONENT BESTS</i>	237

INDIVIDUAL RECORDS

RUSHING

ATTEMPTS GAME

39 — Ottis Anderson at Florida, 12/2/78;
Edgerrin James vs. UCLA, 12/5/98;
Willis McGahee vs. Virginia Tech, 2002

SEASON

282 — Willis McGahee, 2002 [1,753 yards]

CAREER

691 — Ottis Anderson, 1975-78 [3,331 yards]

YARDS

GAME

299 — Edgerrin James vs. UCLA, 12/5/98 [39 att.]

SEASON

1,753 — Willis McGahee, 2002 [282 att.]

CAREER

3,519 — Duke Johnson, 2012-14 [526 att.]

YARDS PER ATTEMPT

GAME

MINIMUM 4 ATTEMPTS

39.3 — Jack Losch vs. Bucknell, 11/11/55 [4 att.]

SEASON

MINIMUM 25 ATTEMPTS

10.01 — Al Shipman, 2001 [45 att.]

YARDS PER GAME

SEASON

MINIMUM 9 GAMES

134.8 — Willis McGahee, 2002 [13 games;
1,753 yards]

TOUCHDOWNS

GAME

6 — Willis McGahee vs. Virginia Tech, 12/7/02

SEASON

28 — Willis McGahee, 2002

CAREER

35 — Stephen McGuire, 1989-92

CONSECUTIVE GAMES W/ TD

SEASON

10 — Willis McGahee, 2002

100-YARD GAMES

SEASON

10 — Willis McGahee, 2002

CAREER

14 — Duke Johnson, 2012-2014; Clinton Portis,
1999-2001

CONSECUTIVE 100-YARD GAMES

CAREER

6 — Duke Johnson, 2014; Willis McGahee,
2002; Edgerrin James, 1998

PASSING

ATTEMPTS

GAME

54 — Ryan Collins vs. Memphis, 11/27/93 [32
comp.];
Brock Berlin vs. West Virginia, 10/2/03 [37
comp.]

SEASON

421 — Brad Kaaya, 2016 [261 comp.];
Stephen Morris, 2012 [245 comp.]

CAREER

1,188 — Brad Kaaya, 2014-16 [720 comp.]

COMPLETIONS

GAME

37 — Brock Berlin vs. West Virginia, 10/2/03
[54 att.]

SEASON

262 — Bernie Kosar, 1984 [416 att.]

CAREER

720 — Brad Kaaya, 2014-16 [1,188 att.]

COMPLETION PERCENTAGE

SEASON

MINIMUM 100 ATTEMPTS

65.0 — Jacory Harris, 2011 [195-300]

CAREER

MINIMUM 250 ATTEMPTS

62.5 — Bernie Kosar, 1983-84 [463-743]

CONSECUTIVE COMPLETIONS

GAME

14 — Vinny Testaverde vs. Oklahoma, 1986

YARDS

GAME

566 — Stephen Morris vs. NC State, 9/29/12

SEASON

3,642 — Bernie Kosar, 1984 [262-416]

CAREER

9,968 — Brad Kaaya, 2014-16 [720-1,188]

TOUCHDOWNS

GAME

5 — Bernie Kosar at Cincinnati, 10/13/84;
Steve Walsh vs. Cincinnati, 10/22/88;
Ken Dorsey vs. Boston College, 11/25/00;
Brock Berlin at NC State, 10/23/04;
Kyle Wright at Wake Forest, 11/12/05;
Stephen Morris vs. NC State, 9/29/12

SEASON

29 — Steve Walsh, 1988

CAREER

86 — Ken Dorsey, 1999-2002

200-YARD GAMES

SEASON

11 — Brad Kaaya, 2016; Vinny Testaverde, 1985;
Steve Walsh, 1988

CAREER

30 — Brad Kaaya, 2014-16

CONSECUTIVE 200-YARD GAMES

CAREER

12 — Vinny Testaverde, 1985-86; Steve Walsh,
1987-88

300-YARD GAMES

SEASON

8 — Bernie Kosar, 1984

CAREER

11 — Brad Kaaya, 2014-16

400-YARD GAMES

SEASON

3 — Stephen Morris, 2012

CAREER

3 — Gina Torretta, 1989-92; Stephen
Morris 2010-12

INDIVIDUAL RECORDS

CONSECUTIVE PASSES W/O INT GAME

50 — Steve Walsh vs. Arkansas, 11/26/88;
Gino Torretta at Arizona, 10/26/91

CAREER

193 — Ken Dorsey, 1999-2000

RECEIVING

RECEPTIONS

GAME

12 — Willie Smith vs. Maryland, 11/10/84
[128 yards]; Phillip Dorsett vs. USF, 11/17/12
[111 yards]

SEASON

72 — Leonard Hankerson, 2010 [1,156 yards]

CAREER

173 — Reggie Wayne, 1997-2000 [2,510
yards]

CONSECUTIVE GAMES W/ RECEPTION

CAREER

36 — Reggie Wayne, 1997-2000

YARDS

GAME

220 — Eddie Brown vs. Boston College,
11/23/84 [10 rec.]

SEASON

1,162 — Allen Hurns, 2013 [62 rec.]

CAREER

2,546 — Santana Moss, 1997-2000 [143
rec.]

TOUCHDOWNS

GAME

3 — Lamar Thomas at Texas Tech, 10/27/90;
Tony Gaiter vs. Pittsburgh, 9/28/96;
Santana Moss at Rutgers, 10/3/98

SEASON

13 — Leonard Hankerson, 2010

CAREER

26 — Michael Irvin, 1985-87

CONSECUTIVE GAMES W/ TD SEASON

8 — Michael Irvin, 1988

TOTAL OFFENSE

TOTAL YARDS

GAME

568 — Stephen Morris vs. NC State,
9/29/12 [2r, 566p]

SEASON

3,415 — Stephen Morris, 2012 [70r;
3,345p]

CAREER

9,582 — Brad Kaaya, 2014-2016 [-386
rush; 9,968 pass]

ALL-PURPOSE

TOTAL YARDS

GAME

368 — Duke Johnson at Virginia,
11/10/12

SEASON

2,108 — Willis McGahee, 2002

CAREER

5,526 — Duke Johnson, 2012-2014

SCORING

TOTAL TOUCHDOWNS

GAME

6 — Willis McGahee vs. Virginia Tech,
12/7/02 [6 rush]

SEASON

28 — Willis McGahee, 2002

CAREER

35 — Stephen McGuire, 1989-92;
Edgerrin James, 1996-98

FIELD GOALS MADE

GAME

5 — Jon Peattie vs. West Virginia, 10/2/03
Michael Badgley vs. Nebraska, 9/19/15
Michael Badgley at Pitt, 11/27/15

SEASON

25 — Michael Badgley, 2015

CAREER

73 — Carlos Huerta, 1988-91

FIELD GOAL PERCENTAGE

SEASON

92.9 — Dane Prewitt, 1994 [13-14]

CONSECUTIVE FIELD GOALS MADE

CAREER

13 — Dane Prewitt, 1994

PAT KICKS MADE

GAME

11 — Matt Goudis vs. Savannah State,
9/21/13 [11 att.]

SEASON

66 — Todd Sievers [2002]

CAREER

178 — Carlos Huerta, 1988-91

DEFENSE

TOTAL TACKLES

SEASON

164 — Ed Weisacosky (E), 1965

CAREER

532 — Dan Morgan (LB), 1997-2000

INTERCEPTIONS

GAME

3 — by 11 players; most recently by
Kenny Phillips at Duke, 10/21/06

SEASON

10 — Bennie Blades, 1986 [128
yards];
Sean Taylor, 2003 [184 yards]

CAREER

21 — Edward Reed, 1998-2001
[389 yards]

INDIVIDUAL RECORDS

INTERCEPTION RETURN

YARDS

SEASON

201 — Edward Reed, 2001 [9 INT]

CAREER

389 — Edward Reed, 1998-2001
[21 INT]

CONSECUTIVE GAMES WITH

INT

CAREER

5 — Bennie Blades, 1986-87; Dexter
Siegler, 1992-93

INTERCEPTION RETURNS FOR

TD

GAME

2 — Ken Corbin vs. Florida, 12/9/67

CAREER

4 — Edward Reed, 1998-2001

FUMBLE RECOVERIES

GAME

4 — Jim Burt at Vanderbilt, 11/15/80

SEASON

5 — LeeRoy Lewis, 1965;
Ted Hendricks, 1968;
Mike Barnes, 1972

CAREER

12 — Ted Hendricks, 1966-68

PUNTING

PUNTING AVERAGE

GAME

55.3 — Harry Ghaul vs. Miami (Ohio),
11/8/46 [6 att.]

SEASON

47.1 — Pat O'Donnell, 2013 [53 att.]



INDIVIDUAL LEADERS

RUSHING

ATTEMPTS

CAREER LEADERS

PLAYER	SEASONS	YDS	AVG	ATT
1. Ottis Anderson	1975-78	3,331	4.82	691
2. James Jackson	1996-2000	2,953	5.46	541
3. Duke Johnson	2012-14	3,519	6.69	526
4. Javaris James	2006-09	2,162	4.29	505
5. Edgerrin James	1996-98	2,960	6.24	474
6. Graig Cooper	2007-10	2,383	5.12	465
7. Danyell Ferguson	1992, 1994-96	2,214	4.88	454
8. Stephen McGuire	1989-92	1,953	4.34	450
9. Clinton Portis	1999-2001	2,523	5.73	440
10. Tyrone Moss	2003-06	1,942	4.71	412

SEASON LEADERS

PLAYER	SEASON	YDS	AVG	ATT
1. Willis McGahee	2002	1,753	6.22	282
2. Duke Johnson	2014	1,652	6.82	242
Edgerrin James	1998	1,416	5.85	242
4. Lamar Miller	2011	1,272	5.60	227
5. Ottis Anderson	1978	1,266	5.65	224
6. Clinton Portis	2001	1,200	5.45	220
7. Ottis Anderson	1976	918	4.31	213
8. Danyell Ferguson	1995	1,069	5.04	212
9. Mark Walton	2016	1,117	5.30	209
10. Joe Yearby	2015	1,002	4.88	205

YARDS

CAREER LEADERS

PLAYER	SEASONS	ATT	AVG	YDS
1. Duke Johnson	2012-14	526	6.69	3,519
2. Ottis Anderson	1975-78	691	4.82	3,331
3. Edgerrin James	1996-98	474	6.24	2,960
4. James Jackson	1996-2000	541	5.46	2,953
5. Clinton Portis	1999-2001	440	5.73	2,523
6. Graig Cooper	2007-10	465	5.12	2,383
7. Danyell Ferguson	1992, 1994-96	454	4.88	2,214
8. Javaris James	2006-09	505	4.29	2,162
9. Joe Yearby	2014-16	379	5.59	2,119
10. Willis McGahee	2001-02	351	5.89	2,067
11. Frank Gore	2001-04	348	5.68	1,975
12. Stephen McGuire	1989-92	450	4.34	1,953
13. Tyrone Moss	2003-06	412	4.71	1,942
14. Lamar Miller	2010-11	335	5.73	1,918
15. Alonzo Highsmith	1989-92	387	4.95	1,914
16. Leonard Conley	1987-90	400	4.73	1,892
17. Eddie Dunn	1936-38	334	5.32	1,778
18. Warren Williams	1984-87	333	5.21	1,734
19. Don Bosseler	1953-56	385	4.26	1,642
20. Chuck Foreman	1970-72	345	4.73	1,631
21. Mark Walton	2015-present	339	4.65	1,578
22. Frank Smith	1948-51	309	5.10	1,576

PLAYER	SEASONS	ATT	AVG	YDS
23. Tom Sullivan	1969-71	387	3.98	1,541
24. Damien Berry	2009-10	283	5.35	1,515
25. Joe Yearby	2014-2016	277	5.45	1,511

SEASON LEADERS

PLAYER	SEASON	ATT	AVG	YDS
1. Willis McGahee	2002	282	6.22	1,753
2. Duke Johnson	2014	242	6.82	1,652
3. Edgerrin James	1998	242	5.85	1,416
4. Lamar Miller	2011	227	5.60	1,272
5. Ottis Anderson	1978	224	5.65	1,266
6. Clinton Portis	2001	220	5.45	1,200
7. Mark Walton	2016	209	5.30	1,117
8. Edgerrin James	1997	184	5.97	1,098
9. Danyell Ferguson	1995	212	5.04	1,069
10. James Jackson	2000	201	5.01	1,006

YEARLY LEADERS

YEAR	PLAYER	ATT	YDS	AVG
1947	Harry Ghaul	53	310	5.9
1948	Frank Smith	71	250	3.5
1949	Bob Campbell	98	482	5.0
1950	Jim Dooley	98	532	7.0
1951	Harry Mallios	138	494	4.2
1952	Pud Constantino	81	400	4.9
1953	Gordon Malloy	90	342	3.8
1954	Gordon Malloy	87	492	5.7
1955	Don Bosseler	104	435	4.2
1956	Don Bosseler	161	723	4.5
1957	John Varone	79	460	5.8
1958	Frank Bouffard	77	289	3.8
1959	Frank Bouffard	105	387	3.7
1960	Eddie Johns	123	521	4.2
1961	James Vollenweider	112	538	4.8
1962	Nick Ryder	155	702	4.5
1963	Pete Banaszak	97	461	4.8
1964	Russell Smith	84	370	4.1
1965	Pete Banaszak	111	473	4.7
1966	Doug McGee	100	377	3.8
1967	John Acuff	112	572	5.1
1968	Vincent Opalsky	152	446	2.9
1969	Vincent Opalsky	109	453	4.2
1970	Tom Sullivan	156	461	2.7
1971	Chuck Foreman	191	951	4.9
1972	Chuck Foreman	107	484	4.5
1973	Woody Thompson	189	802	4.3
1974	Woody Thompson	78	343	4.4
1975	Ottis Anderson	67	365	5.5
1976	Ottis Anderson	213	918	4.3
1977	Ottis Anderson	187	782	4.1
1978	Ottis Anderson	224	1,266	5.7
1979	Chris Hobbs	105	406	3.9
1980	Lorenzo Roan	152	669	4.4
1981	Lorenzo Roan	111	388	3.3

RECORDS

INDIVIDUAL LEADERS

YEAR	PLAYER	ATT	YDS	AVG
1982	Keith Griffin	131	473	3.6
1983	Albert Bentley	144	722	5.0
1984	Alonzo Highsmith	146	906	6.2
1985	Warren Williams	89	522	5.9
1986	Alonzo Highsmith	105	442	4.2
1987	Warren Williams	135	673	5.0
1988	Cleveland Gary	117	480	4.1
1989	Leonard Conley	134	529	3.9
1990	Stephen McGuire	150	621	4.1
1991	Stephen McGuire	123	608	4.9
1992	Donnell Bennett	97	421	4.3
1993	James Stewart	112	639	5.7
1994	James Stewart	147	724	4.9
1995	Danyell Ferguson	212	1,069	5.0
1996	Dyral McMillan	111	565	5.1
1997	Edgerrin James	184	1,098	6.0
1998	Edgerrin James	242	1,416	5.9
1999	Clinton Portis	143	839	5.9
2000	James Jackson	201	1,006	5.0
2001	Clinton Portis	220	1,200	5.5
2002	Willis McGahee	282	1,753	6.2
2003	Jarrett Payton	182	985	5.4
2004	Frank Gore	197	945	4.8
2005	Tyrone Moss	137	701	5.1
2006	Javarris James	175	802	4.7
2007	Graig Cooper	125	682	5.5
2008	Graig Cooper	171	841	4.9
2009	Graig Cooper	134	695	5.2
2010	Damien Berry	190	899	4.7
2011	Lamar Miller	227	1,272	5.6
2012	Duke Johnson	139	947	6.8
2013	Duke Johnson	145	920	6.3
2014	Duke Johnson	242	1,652	6.8
2015	Joe Yearby	205	1,002	4.9
2016	Mark Walton	209	1,117	5.3

YARDS PER GAME

SEASON LEADERS (MINIMUM 25 ATTEMPTS)

	PLAYER	SEASON	ATT	YDS	AVG
1.	Al Shipman	1994	45	454	10.09
2.	Frank Gore	2001	62	565	9.10
3.	Jack Losch	1955	47	426	9.06
4.	James Jackson	1997	81	596	7.35
5.	John Varone	1955	46	324	7.04
	Najeh Davenport	1998	55	388	7.04
7.	Larry Jones	1993	57	401	7.02
8.	Harry Ghaul	1948	25	175	7.00
	Jim Dooley	1950	98	686	7.00
10.	Duke Johnson	2012	139	947	6.81

YARDS PER GAME

SEASON LEADERS MINIMUM 9 GAMES

PLAYER	SEASON	G	YDS	AVG	
1.	Willis McGahee	2002	13	1,753	134.8
2.	Edgerrin James	1998	11	1,416	128.7
3.	Duke Johnson	2014	13	1,652	127.1
4.	Ottis Anderson	1978	11	1,266	115.1
5.	Edgerrin James	1997	10	1,098	109.8
6.	Clinton Portis	2001	11	1,200	109.1
7.	Lamar Miller	2011	12	1,272	106.0
8.	Danyell Ferguson	1995	11	1,069	97.2
9.	James Jackson	2000	11	1,006	91.5
10.	Chuck Foreman	1971	11	951	86.5

TOUCHDOWNS

CAREER LEADERS

PLAYER	SEASONS	TD	
1.	Stephen McGuire	1989-92	35
2.	Edgerrin James	1996-98	32
3.	Willis McGahee	2001-02	31
4.	James Jackson	1997-2000	29
5.	Duke Johnson	2012-14	26
	Melvin Bratton	1984-87	26
	Tyrone Moss	2003-06	26
8.	Eddie Dunn	1936-38	25
9.	Mark Walton	2015-present	23
10.	Clinton Portis	1999-2001	21

SEASON LEADERS

PLAYER	SEASON	TD	
1.	Willis McGahee	2002	28
2.	Edgerrin James	1998	17
3.	Mark Walton	2016	14
	Eddie Dunn	1938	14
5.	Harry Ghaul	1945	13
	Edgerrin James	1997	13
7.	James Stewart	1994	12
	Danyell Ferguson	1995	12
	Tyrone Moss	2005	12
10.	Stephen McGuire	1990	11
	James Jackson	1999	11
	James Jackson	2000	11

100-YARD GAMES

CAREER LEADERS

PLAYER	SEASONS	G	
1.	Duke Johnson	2012-2014	14
	Clinton Portis	1999-2001	14
	Edgerrin James	1996-98	14
4.	Ottis Anderson	1975-78	13
5.	James Jackson	1997-2000	11
6.	Willis McGahee	2001-02	10
7.	Lamar Miller	2010-11	9

INDIVIDUAL LEADERS

	PLAYER	SEASONS	G
8.	Frank Gore	2001-04	8
9.	Tyrone Moss	2003-06	7
10.	Mark Walton	2015-present	6
	Joe Yearby	2014-16	6
	Damien Berry	2009-10	6

SEASON LEADERS

	PLAYER	SEASON	G
1.	Willis McGahee	2002	10
2.	Ottis Anderson	1978	8
	Clinton Portis	2001	8
4.	Duke Johnson	2014	7
	Edgerrin James	1998	7
	Lamar Miller	2011	7
7.	Mark Walton	2016	6
8.	Alonzo Highsmith	1984	5
	Edgerrin James	1997	5
	Clinton Portis	1999	5

PASSING

PASSING YARDS

CAREER LEADERS

	PLAYER	SEASONS	ATT	COMP	PCT	YDS
1.	Brad Kaaya	2014-16	1,188	720	60.6	9,968
2.	Ken Dorsey	1999-2002	1,153	668	57.9	9,565
3.	Jacory Harris	2008-11	1,170	703	60.1	8,826
4.	Stephen Morris	2010-13	955	551	57.7	7,896
5.	Gino Torretta	1989-92	991	555	56.0	7,690
6.	Vinny Testaverde	1982, 1984-86	674	413	61.3	6,058
7.	Craig Erickson	1987-90	752	420	55.9	6,056
8.	Ryan Clement	1994-97	747	443	59.3	6,004
9.	Bernie Kosar	1983-84	743	463	62.3	5,971
10.	Kyle Wright	2004-07	807	478	59.2	5,805

PASSING YARDS

SEASON LEADERS

	PLAYER	SEASON	ATT	COMP	PCT	YDS
1.	Bernie Kosar	1984	416	262	63.0	3,642
2.	Ken Dorsey	2002	393	222	56.5	3,369
3.	Craig Erickson	1990	393	225	57.3	3,363
4.	Jacory Harris	2009	406	242	59.6	3,352
5.	Stephen Morris	2012	421	245	58.2	3,345
6.	Brad Kaaya	2016	421	261	62.0	3,532
7.	Brad Kaaya	2015	389	238	61.2	3,238
	Vinny Testaverde	1985	352	216	61.4	3,238
9.	Brad Kaaya	2014	378	221	58.5	3,198
10.	Steve Walsh	1988	390	233	59.7	3,115

YEARLY LEADERS

YEAR	PLAYER	ATT	COMP	INT	YARDS
1947	Hal Johnston	38	19	6	239
1948	Jack DelBello	101	45	9	455
1949	Jack Hackett	76	28	8	302
1950	Jack Hackett	107	52	2	612
1951	Jack Hackett	71	34	3	544
1952	Don James	144	82	9	913
1953	Don James	75	39	6	450
1954	Carl Garrigus	47	27	2	305
1955	Sam Scarnecchia	49	31	3	485
1956	Sam Scarnecchia	59	27	5	357
1957	Fran Curci	85	41	6	476
1958	Bonnie Yarbrough	80	32	4	509
1959	Fran Curci	95	100	14	1,068
1960	Eddie Johns	91	54	5	657
1961	George Mira	172	81	6	1,000
1962	George Mira	306	146	18	1,893
1963	George Mira	334	172	14	2,155
1964	Bob Biletznikoff	159	85	7	920
1965	Bill Miller	141	72	10	856
1966	Bill Miller	155	84	11	1,114
1967	David Olivo	140	62	13	729
1968	David Olivo	248	137	15	1,727
1969	Kelly Cochran	243	121	15	1,673
1970	Kelly Cochran	287	127	21	1,328
1971	John Hornbrook	179	73	10	1,006
1972	Ed Carney	209	94	15	1,399
1973	Ed Carney	94	41	3	658
1974	Kary Baker	146	61	13	805
1975	E.J. Baker	130	66	10	999
1976	E.J. Baker	131	64	10	907
1977	E.J. Baker	84	35	6	515
1978	Kenny McMillian	108	53	7	611
1979	Mike Rodrigue	201	94	16	1,197
1980	Jim Kelly	206	109	7	1,519
1981	Jim Kelly	285	168	14	2,403
1982	Mark Richt	149	71	9	838
1983	Bernie Kosar	327	201	13	2,329
1984	Bernie Kosar	416	262	16	3,642
1985	Vinny Testaverde	352	216	15	3,238
1986	Vinny Testaverde	276	175	9	2,557
1987	Steve Walsh	298	176	7	2,249
1988	Steve Walsh	390	233	12	3,115
1989	Craig Erickson	273	147	13	2,007
1990	Craig Erickson	393	225	7	3,363
1991	Gino Torretta	371	205	8	3,095
1992	Gino Torretta	402	228	7	3,060
1993	Ryan Collins	203	117	13	1,605
1994	Frank Costa	313	168	15	2,443
1995	Ryan Clement	201	119	10	1,638
1996	Ryan Clement	272	164	8	2,257
1997	Ryan Clement	267	157	11	2,089
1998	Scott Covington	270	159	8	2,301

INDIVIDUAL LEADERS

YEAR	PLAYER	ATT	COMP	INT	YARDS
1999	Kenny Kelly	259	141	14	1,913
2000	Ken Dorsey	322	188	5	2,737
2001	Ken Dorsey	318	184	9	2,652
2002	Ken Dorsey	393	222	12	3,369
2003	Brock Berlin	352	211	17	2,419
2004	Brock Berlin	348	195	6	2,680
2005	Kyle Wright	307	180	10	2,403
2006	Kyle Wright	250	152	7	1,655
2007	Kyle Wright	241	141	14	1,747
2008	Robert Marve	213	116	13	1,293
2009	Jacory Harris	406	242	17	3,352
2010	Jacory Harris	270	148	15	1,793
2011	Jacory Harris	300	195	9	2,486
2012	Stephen Morris	421	245	7	3,345
2013	Stephen Morris	344	198	12	3,028
2014	Brad Kaaya	378	221	12	3,198
2015	Brad Kaaya	389	238	5	3,238
2016	Brad Kaaya	421	261	7	3,532

PLAYER	SEASONS	ATT	YDS	COMP
3. Ken Dorsey	1999-2002	1,153	9,565	668
4. Gino Torretta	1989-92	991	7,690	555
5. Stephen Morris	2010-13	955	7,896	551
6. Kyle Wright	2004-07	807	5,805	478
7. Bernie Kosar	1983-84	743	5,971	463
8. Ryan Clement	1994-97	747	6,004	443
9. Craig Erickson	1987-90	752	6,056	420
10. Vinny Testaverde	1982,1984-86	674	6,058	413

SEASON LEADERS

PLAYER	SEASON	ATT	YDS	COMP
1. Bernie Kosar	1984	416	3,642	262
2. Brad Kaaya	2016	421	3,532	261
3. Stephen Morris	2012	421	3,345	245
4. Jacory Harris	2009	406	3,352	242
5. Brad Kaaya	2015	389	3,238	238
6. Steve Walsh	1988	390	3,115	233
7. Gino Torretta	1992	402	3,060	228
8. Craig Erickson	1990	393	3,363	225
9. Ken Dorsey	2002	393	3,369	222
10. Brad Kaaya	2014	378	3,198	221

ATTEMPTS

CAREER LEADERS

PLAYER	SEASONS	COMP	YDS	ATT
1. Brad Kaaya	2014-16	720	9,986	1,188
2. Jacory Harris	2008-11	703	8,826	1,170
3. Ken Dorsey	1999-2002	668	9,565	1,153
4. Gino Torretta	1989-92	555	7,690	991
5. Stephen Morris	2010-13	551	7,896	955
6. Kyle Wright	2004-07	478	5,805	807
7. Craig Erickson	1987-90	420	6,056	752
8. Ryan Clement	1994-97	443	6,004	747
9. George Mira	1961-63	368	5,048	745
10. Bernie Kosar	1983-84	463	5,971	743

COMPLETION PERCENTAGE

CAREER LEADERS

PLAYER	SEASONS	MINIMUM 250 ATTEMPTS		
		COMP	ATT	PCT
1. Bernie Kosar	1983-84	463	743	62.3
2. Vinny Testaverde	1982, 84-86	413	674	61.3
3. Brad Kaaya	2014-16	720	1,188	60.6
4. Jacory Harris	2008-11	703	1170	60.1
5. Steve Walsh	1986-88	410	690	59.4
6. Ryan Clement	1994-97	443	747	59.3
7. Kyle Wright	2004-07	478	807	59.2
8. Brock Berlin	2003-04	406	700	58.0
9. Ken Dorsey	1999-2002	668	1153	57.9
10. Stephen Morris	2010-13	551	955	57.7

SEASON LEADERS

PLAYER	SEASON	COMP	YDS	ATT
1. Brad Kaaya	2016	261	3,532	421
Stephen Morris	2012	245	3,345	421
3. Bernie Kosar	1984	262	3,642	416
4. Jacory Harris	2009	242	3,352	406
5. Gino Torretta	1992	228	3,060	402
6. Craig Erickson	1990	225	3,363	393
Ken Dorsey	2002	222	3,369	393
8. Steve Walsh	1988	233	3,115	390
9. Brad Kaaya	2015	238	3,238	389
10. Brad Kaaya	2014	221	3,198	378

SEASON LEADERS

PLAYER	SEASON	MINIMUM 100 ATTEMPTS		
		COMP	ATT	PCT
1. Jacory Harris	2011	195	300	65.0
2. Vinny Testaverde	1986	175	276	63.4
3. Bernie Kosar	1984	262	416	63.0
4. Brad Kaaya	2016	261	421	62.0
5. Ken Dorsey	1999	74	120	61.7
6. Bernie Kosar	1983	201	327	61.5
7. Vinny Testaverde	1985	216	352	61.4
9. Brad Kaaya	2015	238	389	61.2
10. Kyle Wright	2006	152	250	60.8
Jacory Harris	2008	118	194	60.8

COMPLETIONS

CAREER LEADERS

PLAYER	SEASONS	ATT	YDS	COMP
1. Brad Kaaya	2014-16	1,188	9,986	720
2. Jacory Harris	2008-11	1,170	8,826	703

RECORDS

INDIVIDUAL LEADERS

TOUCHDOWNS

CAREER LEADERS

	PLAYER	SEASONS	TD
1.	Ken Dorsey	1999-2002	86
2.	Jacory Harris	2008-11	70
3.	Brad Kaaya	2014-16	69
4.	Stephen Morris	2010-13	49
5.	Vinny Testaverde	1982, 84-86	48
	Steve Walsh	1986-88	48
7.	Gino Torretta	1989-92	47
8.	Craig Erickson	1987-90	46
9.	Ryan Clement	1994-97	43
10.	Bernie Kosar	1983-84	40

SEASON LEADERS

	PLAYER	SEASON	TD
1.	Steve Walsh	1988	29
2.	Ken Dorsey	2002	28
3.	Brad Kaaya	2016	27
4.	Vinny Testaverde	1986	26
	Brad Kaaya	2014	26
6.	Bernie Kosar	1984	25
	Ken Dorsey	2000	25
8.	Jacory Harris	2009	24
9.	Ken Dorsey	2001	23
10.	Craig Erickson	1990	22
	Brock Berlin	2004	22

RECEIVING

RECEPTIONS

CAREER LEADERS

	PLAYER	SEASONS	YDS	AVG	REC
1.	Reggie Wayne	1997-2000	2,510	14.51	173
2.	Stacy Coley	2013-16	2,218	13.60	168
3.	Lamar Thomas	1989-92	2,271	15.77	144
4.	Michael Irvin	1985-87	2,423	16.94	143
	Santana Moss	1997-2000	2,546	17.80	143
6.	Leonard Hankerson	2007-10	2,160	16.12	134
7.	Travis Benjamin	2008-11	2,146	16.38	131
8.	Phillip Dorsett	2011-14	2,132	17.61	121
	Allen Hurns	2010-13	1,891	15.63	121
10.	Kellen Winslow	2001-03	1,365	11.47	119

SEASON LEADERS

	PLAYER	SEASON	YDS	AVG	REC
1.	Leonard Hankerson	2010	1,156	16.06	72
2.	Willie Smith	1984	852	12.91	66
3.	Stacy Coley	2016	754	12.00	63
4.	Allen Hurns	2013	1,162	18.74	62
5.	Wesley Carroll	1990	952	15.61	61
6.	Kellen Winslow	2003	605	10.08	60
7.	Eddie Brown	1984	1,114	18.88	59

	PLAYER	SEASON	YDS	AVG	REC
8.	Phillip Dorsett	2012	842	14.52	58
9.	Cleveland Gary	1988	655	11.49	57
10.	Kellen Winslow	2002	726	12.74	57

RECEIVING YARDS

CAREER LEADERS

	PLAYER	SEASONS	REC	AVG	YDS
1.	Santana Moss	1997-2000	143	17.80	2,546
2.	Reggie Wayne	1997-2000	173	14.51	2,510
3.	Michael Irvin	1985-87	143	16.94	2,423
4.	Lamar Thomas	1989-92	144	15.77	2,271
5.	Stacy Coley	2013-16	168	13.60	2,218
6.	Leonard Hankerson	2007-10	134	16.12	2,160
7.	Travis Benjamin	2008-11	131	16.38	2,146
8.	Phillip Dorsett	2011-14	121	17.61	2,132
9.	Allen Hurns	2010-13	121	15.63	1,891
10.	Andre Johnson	2000-02	92	19.90	1,831

SEASON LEADERS

	PLAYER	SEASON	REC	AVG	YDS
1.	Allen Hurns	2013	62	18.74	1,162
2.	Leonard Hankerson	2010	72	16.10	1,156
3.	Eddie Brown	1984	59	18.88	1,114
4.	Andre Johnson	2002	52	21.00	1,092
5.	Wesley Carroll	1990	61	15.61	952
6.	Ahmmnon Richards	2016	49	19.06	934
7.	Santana Moss	1999	54	16.60	899
8.	Phillip Dorsett	2014	36	24.19	871
9.	Michael Irvin	1986	53	16.38	868
10.	Willie Smith	1984	66	12.91	852

YEARLY LEADERS

YEAR	PLAYER, POS	REC	YDS	AVG
1947	Andy Novak, E	8	146	18.3
1948	Al Hudson, B	5	190	38.0
1949	Ralph Fielier, E	14	151	10.8
1950	Tom Jelley, E	24	399	16.6
1951	Ed Lutes, E	16	409	25.6
1952	Frank McDonald, TE	32	418	13.1
1953	Frank McDonald, TE	20	235	11.8
1954	Frank McDonald, TE	15	181	12.1
1955	Jack Losch, B	7	206	29.4
1956	John Varone, B	10	107	10.7
1957	John Varone, B	11	108	9.8
1958	Doug Hildebrandt, E	12	177	14.6
1959	Bill Miller, E	33	395	12.0
1960	Bill Miller, E	26	413	15.9
1961	Bill Miller, E	44	648	14.7
1962	Nick Spinelli, FL	33	506	15.3
1963	Nick Spinelli, FL	41	501	12.2
1964	Tom Coughlin, SE	22	294	13.4

INDIVIDUAL LEADERS

YEAR	PLAYER, POS	REC	YDS	AVG
1965	Jerry Daanen, WB	29	367	12.7
1966	James Cox, SE	41	627	15.3
1967	James Cox, SE	39	552	14.2
1968	David Kalina, SE	43	628	14.6
1969	David Kalina, SE	45	532	11.8
1970	Joe Schmidt, SE	37	549	14.8
1971	Witt Beckman, SE	21	288	13.7
1972	Chuck Foreman, RB	37	557	15.1
1973	Steve Marcantonio, SE	35	568	16.2
1974	Steve Marcantonio, SE	22	337	15.3
1975	Phil August, SE	25	419	16.7
1976	Larry Cain, WB	18	444	24.7
1977	Steve Alvers, TE	14	249	17.8
1978	James Joiner, WR	15	235	15.7
1979	Larry Brodsky, SE	30	495	16.5
1980	Larry Brodsky, SE	33	570	17.3
1981	Larry Brodsky, SE	37	631	17.3
1982	Rocky Belk, FL	35	646	18.4
1983	Glenn Dennison, TE	54	594	11.0
1984	Eddie Brown, SE	59	1,114	18.9
1985	Michael Irvin, SE	46	840	18.3
1986	Michael Irvin, SE	53	868	16.4
1987	Michael Irvin, SE	44	715	16.3
1988	Andre Brown, SE	47	746	15.9
1989	Dale Dawkins, FL	54	833	15.4
1990	Wesley Carroll, SE	61	952	15.6
1991	Lamar Thomas, SE	39	623	16.0
1992	Horace Copeland, SE	47	769	16.4
1993	Chris T. Jones, FL	51	798	15.6
1994	Chris T. Jones, FL	39	664	17.0
1995	Jammi German, SE	41	730	17.8
1996	Yatil Green, FL	44	746	17.0
1997	Reggie Wayne, SE	48	640	13.3
1998	Reggie Wayne, SE	42	629	15.0
1999	Santana Moss, FL	54	899	16.6
2000	Santana Moss, FL	45	748	16.6
2001	Jeremy Shockey, TE	40	519	13.0
2002	Kellen Winslow II, TE	57	726	12.7
2003	Kellen Winslow II, TE	60	605	10.1
2004	Roscoe Parrish, WR	43	693	16.1
2005	Sinorice Moss, WR	37	614	16.6
2006	Greg Olsen, TE	40	489	12.2
2007	Darnell Jenkins, WR	31	619	20.0
2008	Aldarius Johnson, WR	31	332	10.7
2009	Leonard Hankerson, WR	45	801	17.8
2010	Leonard Hankerson, WR	72	1,156	16.1
2011	Tommy Streeter, WR	46	811	17.6
2012	Phillip Dorsett, WR	58	842	14.5
2013	Allen Hurns, WR	62	1,162	18.7
2014	Clive Walford, TE	44	676	15.3
2015	Rashawn Scott, WR	52	695	13.4
2016	Stacy Coley, WR	63	754	12.0

TOUCHDOWNS

CAREER LEADERS

PLAYER	SEASONS	TD
1. Michael Irvin	1985-87	26
2. Lamar Thomas	1989-92	23
3. Leonard Hankerson	2007-10	22
4. Stacy Coley	2013-16	20
Reggie Wayne	1997-2000	20
Andre Johnson	2000-02	20
7. Santana Moss	1997-2000	19
8. Phillip Dorsett	2011-14	17
9. Brian Blades	1984-87	15
10. Clive Walford	2011-14	14
Eddie Brown	1983-84	14
Allen Hurns	2010-13	14

SEASON LEADERS

PLAYER	SEASON	TD
1. Leonard Hankerson	2010	13
2. Michael Irvin	1986	11
3. Phillip Dorsett	2014	10
Lamar Thomas	1992	10
Reggie Wayne	2000	10
Andre Johnson	2001	10
7. Stacy Coley	2016	9
Eddie Brown	1984	9
Michael Irvin	1985	9
Andre Johnson	2002	9

TOTAL OFFENSE

TOTAL YARDS

CAREER LEADERS

PLAYER	SEASONS	RUSH	PASS	TOTAL
1. Brad Kaaya	2014-16	-386	9,968	9,582
2. Ken Dorsey	1999-2002	-79	9,565	9,486
3. Jacory Harris	2008-11	-3	8,826	8,823
4. Stephen Morris	2010-13	54	7,896	7,950
5. Gino Torretta	1989-92	32	7,690	7,722
6. Craig Erickson	1987-90	-35	6,056	6,021
7. Vinny Testaverde	1982, 1984-86	-320	6,058	5,738
8. Kyle Wright	2004-07	-99	5,805	5,706
9. Ryan Clement	1994-97	-345	6,004	5,659
10. Bernie Kosar	1983-84	-386	5,971	5,585

SEASON LEADERS

PLAYER	SEASON	RUSH	PASS	TOTAL
1. Stephen Morris	2012	70	3,345	3,415
2. Bernie Kosar	1984	-230	3,642	3,412
3. Brad Kaaya	2016	-136	3,532	3,396
4. Craig Erickson	1990	-26	3,363	3,389
5. Ken Dorsey	2002	-39	3,369	3,330
6. Gino Torretta	1991	60	3,095	3,155

RECORDS

INDIVIDUAL LEADERS

PLAYER	SEASON	RUSH	PASS	TOTAL
7. Jacory Harris	2009	-219	3,352	3,133
8. Brad Kaaya	2015	-119	3,238	3,119
9. Steve Walsh	1988	-33	3,115	3,082
10. Brad Kaaya	2014	-131	3,198	3,067

ALL-PURPOSE

TOTAL YARDS

CAREER LEADERS

PLAYER	SEASONS	RUSH	REC	RET	TOTAL
1. Duke Johnson	2012-14	3,519	719	1,288	5,526
2. Santana Moss	1997-2000	277	2,546	1,196	4,394
3. Ottis Anderson	1975-78	3,331	539	395	4,265
4. Travis Benjamin	2008-11	126	2,148	1,602	3,876
5. Graig Cooper	2007-10	2,383	402	1,079	3,864
6. Stacy Coley	2013-16	109	2,218	1,467	3,794
7. Edgerrin James	1996-98	960	595	35	3,590
8. Eddie Dunn	1936-38	1,778	32	1,666	3,476
9. Chuck Foreman	1970-72	1,631	732	992	3,355
10. James Jackson	1996-2000	2,953	278	0	3,231

SEASON LEADERS

PLAYER	SEASON	RUSH	REC	RET	TOTAL
1. Willis McGahee	2002	1,753	355	0	2,108
2. Duke Johnson	2014	1,652	421	0	2,073
3. Duke Johnson	2012	947	221	892	2,060
4. Ottis Anderson	1978	1,266	47	395	1,708
5. Edgerrin James	1998	1,416	255	0	1,671
6. Santana Moss	2000	201	748	655	1,604
7. Chuck Foreman	1972	484	557	514	1,555
8. Lamar Miller	2011	1,272	85	162	1,519
9. Santana Moss	1999	2	899	601	1,502
10. Chuck Foreman	1971	951	72	444	1,467

SCORING

POINTS SCORED

CAREER LEADERS

PLAYER	SEASONS	PTS
1. Carlos Huerta	1988-91	397
2. Jon Peattie	2003-06	337
3. Todd Sievers	1998, 2000-02	310
4. Michael Badgley	2014-present	305
5. Greg Cox	1984-87	302
6. Andy Crosland	1996-99	292
7. Dane Prewitt	1992-95	272
8. Matt Boshier	2008-10	248
9. Danny Miller	1978-81	244
10. Edgerrin James	1996-98	212

SEASON LEADERS

PLAYER	SEASONS	PTS
1. Willis McGahee	2002	168
2. Todd Sievers	2001	119
3. Michael Badgley	2016	116
4. Michael Badgley	2015	115
5. Edgerrin James	1998	114
6. Carlos Huerta	1988	107
7. Todd Sievers	2002	105
8. Jon Peattie	2003	103
9. Carlos Huerta	1989	101
Carlos Huerta	1990	101

POINTS SCORED, KICKING

CAREER LEADERS

PLAYER	SEASONS	PTS
1. Carlos Huerta	1988-91	397
2. Jon Peattie	2003-06	337
3. Todd Sievers	1998, 2000-02	310
4. Michael Badgley	2014-present	305
5. Greg Cox	1984-87	302
6. Andy Crosland	1996-99	292
7. Dane Prewitt	1992-95	272
8. Matt Boshier	2008-10	248
9. Danny Miller	1978-81	244
10. Chris Dennis	1974-77	156

SEASON LEADERS

PLAYER	SEASON	PTS
1. Todd Sievers	2001	119
2. Michael Badgley	2016	116
3. Michael Badgley	2015	115
4. Carlos Huerta	1988	107
5. Todd Sievers	2002	105
6. Jon Peattie	2003	103
7. Carlos Huerta	1989	101
Carlos Huerta	1990	101
9. Jake Wieclaw	2012	99
10. Matt Goudis	2013	96

TOUCHDOWNS

CAREER LEADERS

PLAYER	SEASONS	TD
1. Stephen McGuire	1989-92	35
Edgerrin James	1996-98	35
3. Duke Johnson	2012-14	32
Melvin Bratton	1984-87	32
James Jackson	1996-2000	32
6. Willis McGahee	2001-02	31
7. Santana Moss	1997-2000	29
8. Michael Irvin	1985-87	26
Tyrone Moss	2003-06	26

INDIVIDUAL LEADERS

	PLAYER	SEASONS	TD
10.	Mark Walton	2015-present	25
	Eddie Dunn	1936-38	25
	Alonzo Highsmith	1983-86	25

SEASON LEADERS

	PLAYER	SEASON	TD
1.	Willis McGahee	2002	28
2.	Edgerrin James	1998	19
3.	Mark Walton	2016	15
4.	Eddie Dunn	1938	14
	Edgerrin James	1997	14
6.	Duke Johnson	2014	13
	Harry Ghaul	1945	13
	Danyell Ferguson	1995	13
	James Jackson	2000	13
	Leonard Hankerson	2010	13
	Duke Johnson	2012	13
	Dallas Crawford	2013	13

FIELD GOALS MADE

CAREER LEADERS

	PLAYER	SEASONS	FGM
1.	Carlos Huerta	1988-91	73
2.	Jon Peattie	2003-06	64
3.	Michael Badgley	2014-present	60
4.	Danny Miller	1978-81	56
5.	Greg Cox	1984-87	47
6.	Todd Sievers	1998, 2000-02	45
	Matt Bosher	2008-10	45
8.	Andy Crosland	1996-99	44
9.	Dane Prewitt	1992-95	41
10.	Chris Dennis	1974-77	31

SEASON LEADERS

	PLAYER	SEASON	FGM
1.	Michael Badgley	2015	25
2.	Jon Peattie	2003	22
3.	Michael Badgley	2016	21
	Carlos Huerta	1988	21
	Todd Sievers	2001	21
6.	Jake Wieclaw	2012	19
7.	Danny Miller	1981	18
	Carlos Huerta	1989	18
	Matt Bosher	2008	18
10.	Greg Cox	1987	17
	Carlos Huerta	1990	17
	Carlos Huerta	1991	17

CONSECUTIVE FIELD GOALS MADE

	PLAYER	SEASON(S)	FGM
1.	Dane Prewitt	1994	13

	PLAYER	SEASON(S)	FGM
2.	Carlos Huerta	1989-90	11
	Jake Wieclaw	2012	11
4.	Michael Badgley	2016	10
	Jon Peattie	2003	10
6.	Carlos Huerta	1988	9
7.	Michael Badgley	2015	8
8.	Greg Cox	1987	7
	Carlos Huerta	1989	7
	Jake Wieclaw	2011	7
	Matt Goudis	2013	7

FIELD GOALS ATTEMPTED

SEASON LEADERS

	PLAYER	SEASON	FGA
1.	Michael Badgley	2015	30
2.	Jon Peattie	2003	28
3.	Danny Miller	1981	27
	Carlos Huerta	1988	27
5.	Michael Badgley	2016	26
6.	Jake Wieclaw	2012	25
7.	Jon Peattie	2004	24
8.	Greg Cox	1987	22
	Carlos Huerta	1989	22
	Todd Sievers	2002	22

PAT KICKS MADE

CAREER LEADERS

	PLAYER	SEASONS	PAT
1.	Carlos Huerta	1988-91	178
2.	Todd Sievers	1998, 2000-02	175
3.	Andy Crosland	1996-99	163
4.	Greg Cox	1984-87	161
5.	Dane Prewitt	1992-95	149
6.	Jon Peattie	2003-06	145
7.	Michael Badgley	2014-present	127
	Matt Bosher	2008-10	127
9.	Jake Wieclaw	2011-12	81
10.	Danny Miller	1978-81	76

SEASON LEADERS

	PLAYER	SEASON	PAT
1.	Todd Sievers	2002	66
2.	Matt Goudis	2013	57
3.	Todd Sievers	2001	56
4.	Michael Badgley	2016	53
5.	Todd Sievers	2000	52
6.	Andy Crosland	1998	51
7.	Matt Bosher	2009	50
	Carlos Huerta	1990	50
9.	Carlos Huerta	1989	47
10.	Greg Cox	1985	46
	Andy Crosland	1999	46

INDIVIDUAL LEADERS

CONSECUTIVE PAT KICKS MADE

CAREER LEADERS

	PLAYER	SEASONS	PAT
1.	Carlos Huerta	1988-91	157
2.	Matt Boshier	2008-10	113
3.	Jon Peattie	2003-05	99
4.	Jake Wieclaw	2011-12	81
5.	Greg Cox	1984-85	78
6.	Michael Badgley	2014-present	72
7.	Matt Goudis	2013-14	57
8.	Jeff Davis	1982-83	54
9.	Dane Prewitt	1992-93	51
10.	Greg Cox	1986-87	44

SEASON LEADERS

	PLAYER	SEASON	PAT
1.	Matt Goudis	2013	57
2.	Michael Badgley	2016	53
3.	Matt Boshier	2009	50
4.	Carlos Huerta	1990	50
5.	Carlos Huerta	1989	47
6.	Jon Peattie	2004	45
7.	Carlos Huerta	1988	44
8.	Greg Cox	1987	43
9.	Jake Wieclaw	2012	42
10.	Michael Badgley	2015	40
	Greg Cox	1984	40
	Matt Boshier	2008	40

DEFENSE

TOTAL TACKLES

CAREER LEADERS

	PLAYER, POS	SEASONS	TT
1.	Dan Morgan, LB	1997-2000	532
2.	George Mira Jr., MLB	1984-87	490
3.	Scott Nicolas, LB	1978-80	456
4.	Micheal Barrow, MLB	1989-92	423
5.	Darrin Smith, LB	1989-92	401
6.	Ray Lewis, MLB	1993-95	388
7.	Jonathan Vilma, MLB	2000-03	377
8.	Rod Carter, LB	1985-88	361
9.	Denzel Perryman, MLB	2011-14	351
10.	James Burgess, LB	1993-96	343

SEASON LEADERS

	PLAYER, POS	SEASON	TT
1.	Ray Lewis, LB	1995	160
2.	Ray Lewis, LB	1994	152
3.	Dan Morgan, LB	1998	150
	Nate Webster, LB	1999	150
5.	George Mira Jr., MLB	1987	147
6.	Ken Sisk, LB	1983	139

PLAYER, POS

SEASON

TT

7.	Dan Morgan, LB	2000	138
8.	Greg Threat, S	2004	136
9.	Jay Brophy, LB	1982	135
	George Mira, Jr., MLB	1985	135

YEARLY LEADERS

YEAR	PLAYER, POS	UT	AT	TT
1981	Scott Nicolas, LB	81	43	124
1982	Jay Brophy, LB	89	46	135
1983	Ken Sisk, LB	67	72	139
1984	Bruce Fleming, LB	77	34	111
1985	George Mira Jr., LB	76	59	135
1986	George Mira Jr., LB	61	61	122
1987	George Mira Jr., LB	79	68	147
1988	Maurice Crum, LB	61	49	110
1989	Maurice Crum, LB	51	47	98
1990	Maurice Crum, LB	69	59	128
1991	Darrin Smith, LB	68	58	126
1992	Micheal Barrow, LB	80	51	131
1993	Rohan Marley, LB	50	45	95
1994	Ray Lewis, LB	92	60	152
1995	Ray Lewis, LB	95	65	160
1996	Twan Russell, LB	63	62	125
1997	Dan Morgan, LB	68	37	105
1998	Dan Morgan, LB	78	72	150
1999	Nate Webster, LB	92	58	150
2000	Dan Morgan, LB	92	46	138
2001	Jonathan Vilma, LB	49	24	73
2002	Jonathan Vilma, LB	75	58	133
2003	Jonathan Vilma, LB	81	46	127
2004	Greg Threat, S	53	83	136
2005	Brandon Meriweather, S	76	38	114
2006	Jon Beason, LB	60	32	92
2007	Tarvares Gooden, LB	85	34	119
2008	Glenn Cook, LB	44	32	76
2009	Darryl Sharpton, LB	65	41	106
2010	Colin McCarthy, LB	51	68	119
2011	Sean Spence, LB	54	52	106
2012	Shayon Green, DE	38	29	67
2013	Denzel Perryman, LB	69	39	108
2014	Denzel Perryman, LB	79	31	110
2015	Jermaine Grace, LB	44	35	79
2016	Jamal Carter, Sr., DB	53	32	85

SACKS

CAREER LEADERS

	PLAYER	SEASONS	SACKS
1.	Daniel Stubbs	1984-87	39.5
2.	Greg Mark	1986-89	34.5
3.	Kenny Holmes	1993-96	30.0
4.	Jamaal Green	1999-2002	24.0
5.	Kevin Patrick	1990-93	23.0

INDIVIDUAL LEADERS

	PLAYER	SEASONS	SACKS
	Kenard Lang	1994-96	23.0
7.	Bob Nelson	1978-81	22.0
	Bill Hawkins	1985-88	22.0
	Rusty Medearis	1990-92, 1994	22.0
10.	Jerome Brown	1983-86	21.0

SEASON LEADERS

	PLAYER	SEASON	SACKS
1.	Daniel Stubbs	1986	17.0
2.	Greg Mark	1989	15.5
3.	Don Latimer	1977	15.0
4.	Daniel Stubbs	1985	12.0
	Kenard Lang	1996	12.0
	Derrick Ham	1998	12.0
7.	Kenny Holmes	1996	11.0
	Kareem Brown	2006	11.0
9.	Russell Maryland	1990	10.5
	Warren Sapp	1994	10.5
	Calais Campbell	2006	10.5

INTERCEPTIONS

CAREER LEADERS

	PLAYER	SEASONS	YDS	INT
1.	Ed Reed	1998-2001	389	21
2.	Bennie Blades	1984-87	305	19
3.	Jim Dooley	1949-51	149	17
4.	Fred Marion	1978-81	174	16
5.	Sean Taylor	2001-03	306	14
6.	Whitey Rouviere	1952-55	55	13
	Gene Coleman	1977-79	103	13
8.	Bryan Ferguson	1975-77	142	11
	Roland Smith	1987-90	138	11
10.	Whitey Campbell	1946-49	64	10
	Ronnie Lippett	1980-8	179	10

SEASON LEADERS

	PLAYER	SEASON	INT
1.	Bennie Blades	1986	10
	Sean Taylor	2003	10
3.	Gene Coleman	1979	9
	Ed Reed	2001	9
5.	Ed Reed	2000	8
6.	Whitey Rouviere	1954	7
	Racey Timmons	1960	7
	Bryan Ferguson	1977	7
	Fred Marion	1980	7
10.	Arnold Tucker	1943	6
	Jim Dooley	1951	6
	John Bookman	1956	6
	Jimmy Dye	1967	6
	Fred Marion	1981	6
	Artie Burns	2015	6

YEARLY LEADERS

YEAR	PLAYER, POS	INT
1949	Jack del Bello, DB	3
1950	Jack del Bello, DB	5
	Jim Dooley, DB	5
1951	Jim Dooley, DB	10
1952	Three Players	3
1953	Whitey Rouviere, DB	3
	Bill Smith, DB	3
1954	Whitey Rouviere, DB	7
1955	Jack Losch, DB	4
1956	John Bookman, DB	6
1957	Joe Plevel, DB	4
1958	Larry DiGiammarino, DB	4
1959	Fran Curci, DB	3
1960	Ray Timmons, DB	7
1961	Bill Miller, DB	3
1962	Nicholas Ryder, DB	3
	James O'Mahoney, LB	3
1963	John Sisk, DB	2
1964	Art Zachary, DB	3
1965	Andy Sixkiller, DB	3
1966	Tom Beier, DB	4
1967	Jimmy Dye, DB	6
1968	Gregory Perez, DB	3
	Dean Stone, DB	3
1969	Gregory Perez, DB	5
1970	Wayne Lawrence, LB	2
	Kurt Schottenheimer, DB	2
1971	Burgess Owens, CB	5
1972	Paul Horschel, DB	3
	Gary Streicher, DB	3
1973	Ernie Jones, S	5
1974	Mike Archer, CB	3
	Ernie Jones, S	3
1975	Joe Bettencourt, S	2
1976	Bryan Ferguson, CB	4
1977	Bryan Ferguson, CB	7
1978	Three players	3
1979	Gene Coleman, FS	9
1980	Fred Marion, FS	7
1981	Fred Marion, FS	6
1982	Three players	3
1983	Jay Brophy, LB	3
	Ken Calhoun, SS	3
1984	Darrell Fullington, CB	5
1985	Bennie Blades, FS	4
	Don Ellis, CB	4
1986	Bennie Blades, FS	10
1987	Bennie Blades, FS	5
1988	Bobby Harden, SS	4
1989	Roland Smith, CB	6
1990	Darryl Williams, CB	3
1991	Ryan McNeil, CB	5

INDIVIDUAL LEADERS

YEAR	PLAYER, POS	INT
1992	Dexter Seigler, CB	4
	Paul White, CB	4
1993	Dexter Seigler, CB	4
1994	Carlos Jones, CB	5
1995	Four players	2
1996	Duane Starks, CB	3
1997	Duane Starks, CB	3
1998	Leonard Myers, CB	2
	Ed Reed, FS	2
1999	Mike Rumph, CB	4
	Nate Webster, LB	4
2000	Ed Reed, FS	8
2001	Ed Reed, FS	9
2002	Sean Taylor, FS	4
2003	Sean Taylor, FS	10
2004	Devin Hester, CB	4
2005	Three Players	3
2006	Kenny Phillips, S	4
2007	Randy Phillips, S	3
2008	Four players	1
2009	Three players	2
2010	Three players	3
2011	JoJo Nicolas, DB	2
2012	Brandon McGee, DB	2
	Jimmy Gaines, LB	2
2013	Tracy Howard, DB	4
2014	Three players	2
2015	Artie Burns, DB	6
2016	Rayshawn Jenkins, DB	2

INTERCEPTION RETURN YARDS

CAREER LEADERS

PLAYER	SEASONS	INT	YDS
1. Ed Reed	1998-2001	21	389
2. Sean Taylor	2001-03	14	306
3. Bennie Blades	1984-87	19	305
4. Maurice Sikes	2000-03	6	222
5. Dexter Siegler	1990-93	8	208
6. Greg Perez	1968-69	8	182
7. Ronnie Lippett	1980-82	10	179
8. John Bookman	1953-56	9	178
9. Fred Marion	1978-81	16	174
10. Randy Phillips	2005-09	5	170

SEASON LEADERS

PLAYER	SEASON	INT	YDS
1. Ed Reed	2001	9	206
2. Sean Taylor	2003	10	184
3. Maurice Sikes	2002	3	150
4. Gary Streicher	1972	3	148
5. Dexter Seigler	1992	4	146
6. John Bookman	1956	6	137

PLAYER	SEASON	INT	YDS
7. Arnold Tucker	1943	6	132
8. Bennie Blades	1986	10	128
9. Ken Corbin	1967	2	125
10. Sean Taylor	2002	4	122

INTERCEPTIONS RETURNED FOR TD

CAREER LEADERS

PLAYER	SEASONS	TD
1. Ed Reed	1998-2001	4
2. Sean Taylor	2001-03	3
3. Ken Corbin	1965-67	2
Bennie Blades	1985-87	2
Dexter Seigler	1990-93	2
Carlos Jones	1993-96	2
Leonard Myers	1998-2001	2
Phillip Buchanan	1999-2001	2
Maurice Sikes	2000-03	2

CONSECUTIVE GAMES WITH INT

CAREER LEADERS

PLAYER	SEASONS	G
1. Bennie Blades	1986-87	5
Dexter Seigler	1992-93	5
3. Fred Marion	1980-81	4
Bennie Blades	1986	4
Ed Reed	2000	4
Ed Reed	2001	4
Sean Taylor	2003	4
8. Bryan Ferguson	1977	3
Ryan McNeil	1991	3
Sean Taylor	2003	3
Artie Burns	2015	3

FUMBLE RECOVERIES

CAREER LEADERS

PLAYER	SEASONS	FR
1. Ted Hendricks	1966-68	12
2. Pete Mastellone	1948-50	8
Mike Barnes	1970-72	8
4. George Mira, Jr.	1984-87	7
5. Walt Kichefski	1936-39	6
Sam David	1948-50	6
Dick Sorensen	1967-69	6
Al Palewicz	1969-72	6
Jonathan Vilma	2000-03	6

INDIVIDUAL LEADERS

PUNT RETURNS

PUNT RETURNS FOR TD

CAREER LEADERS

PLAYER	SEASONS	TD
1. Santana Moss	1997-2000	6
2. Devin Hester	2003-05	4
3. Kevin Williams	1990-92	3
4. Gordon Malloy	1952-54	2
Andy Sixkiller	1964-65	2
Phillip Buchanon	1999-2001	2
Roscoe Parrish	2002-04	2
Thearon Collier	2008-09	2

KICK RETURNS

KICK RETURN YARDS

CAREER LEADERS

PLAYER	SEASONS	KR	YDS
1. Duke Johnson	2012-14	41	1,288
2. Randal Hill	1987-90	54	1,169
3. Stacy Coley	2013-16	46	1,142
4. Travis Benjamin	2008-11	49	1,137
5. Tom Sullivan	1969-71	49	1,121
6. J.C. Penny	1984-86	52	1,088
7. Mark Rush	1979-82	49	1,066
8. Tim Morgan	1973-76	43	1,036
9. Devin Hester	2003-05	40	1,019
10. Chuck Foreman	1970-72	42	882

SEASON LEADERS

PLAYER	SEASON	KR	YDS
1. Duke Johnson	2012	27	892
2. Travis Benjamin	2011	25	592
3. Graig Cooper	2009	52	582
4. Stacy Coley	2013	22	570
5. Stacy Coley	2014	24	541
6. Tremain Mack	1996	14	528
7. Jason Geathers	2002	24	521
8. Devin Hester	2003	18	517
9. Randal Hill	1987	19	497
10. Travis Benjamin	2008	22	496

PUNTING

PUNTING AVERAGE

SEASON LEADERS

PLAYER	SEASON	P	AVG
1. Pat O'Donnell	2013	53	47.13
2. Matt Boshier	2010	59	44.02
3. Justin Vogel	2016	64	43.80
4. Freddie Capshaw	2000	49	43.20
5. Pat Barrett	1969	45	43.10
6. Justin Vogel	2014	52	42.82

PLAYER	SEASON	P	AVG
7. Howard Plasman	1941	54	42.70
8. Dalton Botts	2011	48	42.70
9. Matt Boshier	2009	51	42.50
Justin Vogel	2015	67	42.50

PARTICIPATION

GAMES PLAYED

CAREER LEADERS

PLAYER	SEASONS	GP
1. Brandon Meriweather	2002-06	52
2. Jon Peattie	2002-06	51
LaRon Byrd	2008-11	51
4. Anthony Chickillo	2011-14	50
William Joseph	1999-2002	50
Matt Walters	1999-2002	50
Darnell Jenkins	2003-07	50
JoJo Nicolas	2007-11	50
Mike James	2009-12	50
Vaughn Telemaque	2008-12	50

CONSECUTIVE GAMES PLAYED

CAREER LEADERS

PLAYER	SEASONS	GP
1. Jon Peattie	2002-06	51
Tyriq McCord	2012-15	51
Dallas Crawford	2012-15	51
Tracy Howard	2012-15	51
5. Anthony Chickillo	2011-14	50
William Joseph	1999-2002	50
Matt Walters	1999-2002	50
8. Mike James	2009-12	50

GAMES STARTED

CAREER LEADERS

PLAYER	SEASONS	GS
1. William Joseph	1999-2002	50
2. Joaquin Gonzalez	1998-2001	49
3. Ed Reed	1998-2001	48
4. Anthony Chickillo	2011-14	47
Jason Fox	2006-09	47

CONSECUTIVE GAMES STARTED

CAREER LEADERS

PLAYER	SEASONS	GS
1. William Joseph	1999-2002	50
2. Joaquin Gonzalez	1998-2001	49
3. Anthony Chickillo	2011-14	47
4. Dan Morgan	1997-2000	45
5. Mike Rumph	1998-2001	40

INDIVIDUAL GAME BESTS

RUSHING

RUSHING ATTEMPTS

PLAYER	OPPONENT, DATE	ATT
1. Ottis Anderson	at Florida, 12/2/78	39
Edgerrin James	UCLA, 12/5/98	39
Willis McGahee	Virginia Tech, 12/7/02	39
4. Clinton Portis	at Boston College, 11/10/01	36
5. Clinton Portis	at Virginia Tech, 12/1/01	34
6. Lorenzo Roan	East Carolina, 11/8/80	33
Edgerrin James	at Boston College, 10/18/97	33
James Jackson	Penn State, 9/18/99	33
Dallas Crawford	at North Carolina, 10/17/13	33
10. Woody Thompson	Boston College, 10/12/73	32
Willis McGahee	at West Virginia, 10/26/02	32

RUSHING YARDS

PLAYER	OPPONENT, DATE	ATT	YDS
1. Edgerrin James	UCLA, 12/5/98	39	299
2. Edgerrin James	at Boston College, 10/18/97	33	271
3. Duke Johnson	at Virginia Tech, 10/23/14	29	249
Lorenzo Roan	East Carolina, 11/8/80	33	249
5. Willis McGahee	Virginia Tech, 12/7/02	39	205
6. Willis McGahee	at Florida, 9/7/02	24	204
7. Jason Geathers	Florida A&M, 8/31/02	22	199
8. Frank Gore	at Virginia, 11/13/04	28	195
Tyrone Moss	North Carolina, 10/29/05	24	195
10. Edgerrin James	Rutgers, 11/15/97	30	194

RUSHING AVERAGE

MINIMUM 4 ATTEMPTS

PLAYER	OPPONENT, DATE	ATT	AVG
1. Jack Losch	Bucknell, 11/11/55	4	39.3
2. Al Shipman	Georgia Southern, 9/3/94	5	26.0
3. Frank Gore	West Virginia, 10/25/01	6	20.7
4. Walter Watt	at St. Louis, 10/16/42	6	20.3
5. Larry Jones	at Pittsburgh, 11/6/93	8	16.9
6. Jack Losch	Boston College, 11/4/55	8	16.3
7. Duke Johnson	Cincinnati, 10/11/14	10	16.2
Eddie Dunn	Spring Hill, 10/8/37	8	16.2
9. Eddie Dunn	Georgia Southern, 10/1/37	11	15.9
10. James Jackson	at Virginia Tech, 11/8/97	9	15.8

TOUCHDOWNS

PLAYER	OPPONENT, DATE	TD
1. Willis McGahee	Virginia Tech, 12/7/02	6
2. Bill L'Italien	Piedmont, 10/28/32	5
3. Mark Walton	FAU, 9/10/16	4
Melvin Bratton	Boston College, 11/23/84	4
Alonzo Highsmith	at Notre Dame, 10/6/84	4
Willis McGahee	at Temple, 9/14/02	4
Tyrone Moss	North Carolina, 10/29/05	4

LONGEST RUSH FROM SCRIMMAGE

PLAYER	OPPONENT, DATE	YDS
1. Duke Johnson	North Carolina, 11/1/14	90
Jack Losch	Bucknell, 11/11/55	90
3. Larry Jones	at Pittsburgh, 11/6/93	88
4. Mike Vacchio	Florida State, 10/5/51	87
5. Danyell Ferguson	at Boston College, 11/11/95	85
6. Harry Ghaul	Florida, 11/21/47	82
Al Shipman	Georgia Southern, 9/3/94	82
Clinton Portis	McNeese State, 8/31/00	82
9. Mark Walton	at Appalachian State, 9/17/80	80
Joe Plevel	Villanova, 11/1/57	80
Ottis Anderson	Florida State, 9/23/78	80
Edgerrin James	Rutgers, 11/15/97	80

PASSING

COMPLETIONS

PLAYER	OPPONENT, DATE	ATT	COMP
1. Brock Berlin	West Virginia, 10/2/03	54	37
2. Steve Walsh	vs. Arkansas, 11/26/88	50	33
3. Brad Kaaya	Pittsburgh, 11/5/16	47	32
Gino Torretta	San Jose State, 10/14/89	49	32
Craig Erickson	at California, 9/15/90	47	32
Ryan Collins	Memphis, 11/27/93	54	32
7. Steve Walsh	at Notre Dame, 10/15/88	50	31
Gino Torretta	at Iowa, 9/5/92	51	31
Stephen Morris	at Georgia Tech, 9/22/12	52	31
10. Bernie Kosar	Maryland, 11/10/84	50	30
Stephen Morris	at Duke, 11/16/13	49	30

ATTEMPTS

PLAYER	OPPONENT, DATE	COMP	ATT
1. Ryan Collins	Memphis, 11/27/93	32	54
Brock Berlin	West Virginia, 10/2/03	37	54
3. Craig Erickson	at BYU, 9/8/90	28	52
Stephen Morris	at Georgia Tech, 9/22/12	31	52
5. Gino Torretta	at Iowa, 9/5/92	31	51
6. Jacory Harris	at North Carolina, 11/14/09	28	50
Bernie Kosar	Maryland, 11/10/84	30	50
Steve Walsh	at Notre Dame, 10/15/88	31	50
Steve Walsh	Arkansas, 11/26/88	33	50
10. Gino Torretta	San Jose State, 10/14/89	32	49
Stephen Morris	NC State, 9/29/12	26	49
Stephen Morris	at Duke, 11/16/13	30	49
Brad Kaaya	at Florida State, 10/10/15	29	49

PASSING YARDS

PLAYER	OPPONENT, DATE	COMP	ATT	YDS
1. Stephen Morris	NC State, 9/29/12	26	49	566
2. Gino Torretta	San Diego State, 11/30/91	23	44	485
3. Gino Torretta	San Jose State, 10/14/89	32	49	468
4. Craig Erickson	at California, 9/15/90	32	47	467

INDIVIDUAL GAME BESTS

PLAYER	OPPONENT, DATE	COMP	ATT	YDS
5. Bernie Kosar	Boston College, 11/23/84	25	38	447
6. Stephen Morris	at Georgia Tech, 9/22/12	31	52	436
7. Gino Torretta	at Iowa, 9/5/92	31	51	433
8. Steve Walsh	at Notre Dame, 10/15/88	31	50	424
Craig Erickson	San Diego State, 11/18/89	27	45	424
10. Ken Dorsey	at West Virginia, 10/26/02	22	36	422

PLAYER	OPPONENT, DATE	REC	YDS
7. Phillip Dorsett	NC State, 9/29/12	7	191
8. Joe Schmidt	at Houston, 11/1/69	5	186
9. Phillip Dorsett	at Georgia Tech, 9/22/12	9	184
10. Andre Johnson	at Syracuse, 11/30/02	6	181

TOTAL OFFENSE

TOTAL YARDS

PLAYER	OPPONENT, DATE	RUSH	PASS	YDS
1. Stephen Morris	NC State, 9/29/12	2	566	568
2. Gino Torretta	San Diego State, 11/30/91	-11	485	474
3. Craig Erickson	at California, 9/15/90	5	467	472
4. Gino Torretta	at Iowa, 9/5/92	18	433	451
5. Stephen Morris	at Georgia Tech, 9/22/12	10	436	446
6. Gino Torretta	San Jose State, 10/14/89	-25	468	443
7. Bernie Kosar	Boston College, 11/23/84	-11	447	436
8. Steve Walsh	at Notre Dame, 10/15/88	-4	424	420
9. Ryan Collins	Memphis, 11/27/93	25	392	417
10. Ken Dorsey	at West Virginia, 10/26/02	-8	422	414

TOUCHDOWNS

PLAYER	OPPONENT, DATE	TD
1. Bernie Kosar	at Cincinnati, 10/13/84	5
Steve Walsh	Cincinnati, 10/22/88	5
Ken Dorsey	Boston College, 11/25/00	5
Brock Berlin	at NC State, 10/23/04	5
Kyle Wright	at Wake Forest, 11/12/05	5
Stephen Morris	NC State, 9/29/12	5
7. 19 times, most recently:		
Brad Kaaya	West Virginia, 12/28/16	4

LONGEST PASS PLAY

PLAYERS	OPPONENT, DATE	YDS
1. Gino Torretta to Horace Copeland	at Arkansas, 8/31/91	99
2. Kyle Wright to Darnell Jenkins	at North Carolina, 10/6/07	97
3. Kyle Wright to Sinorice Moss	at Temple, 10/15/05	92
4. V. Testaverde to A. Highsmith	at East Carolina, 10/5/85	88
Gino Torretta to Wesley Carroll	Cincinnati, 10/7/89	88
6. Stephen Morris to Herb Waters	USF, 11/17/12	87
7. Bernie Kosar to Eddie Brown	at Cincinnati, 10/13/84	85
Scott Covington to Tony Gaiter	Pittsburgh, 9/28/96	85
9. Scott Covington to Reggie Wayne	Virginia Tech, 9/19/98	84
Stephen Morris to Allen Hurns	Virginia Tech, 11/9/13	84

SCORING

TOTAL TOUCHDOWNS

PLAYERS	OPPONENT, DATE	TD
1. Willis McGahee	Virginia Tech, 12/7/02	6
2. Bill L'Italien	Piedmont, 10/28/33	5
3. Mark Walton	FAU, 9/10/16	4
Melvin Bratton	Boston College, 11/23/84	4
Alonzo Highsmith	at Notre Dame, 10/6/84	4
Willis McGahee	at Temple, 9/14/02	4
Tyrone Moss	North Carolina, 10/29/05	4
Mike James	at Georgia Tech, 9/22/12	4

RECEIVING

PLAYER	OPPONENT, DATE	YDS	REC
1. Willie Smith	Maryland, 11/10/84	128	12
Phillip Dorsett	USF, 11/17/12	111	12
3. Jerry Daanen	LSU, 10/9/65	127	11
Willie Smith	vs. Florida, 9/1/84	152	11
Cleveland Gary	at Notre Dame, 10/15/88	130	11
Wesley Carroll	at California, 9/15/90	208	11
Wesley Carroll	Syracuse, 11/24/90	97	11
Kellen Winslow	vs. Ohio State, 1/3/03	122	11
9. Eddie Brown	Boston College, 11/23/84	220	10
Willie Smith	at Louisville, 11/3/84	124	10
Andre Brown	BYU, 12/3/88	131	10
Wesley Carroll	at Florida State, 10/28/89	119	10

PAT KICKS MADE

PLAYER	OPPONENT, DATE	XPA	XPM
1. Matt Goudis	Savannah State, 9/21/13	11	11
2. Michael Badgley	FAMU, 9/3/16	10	10
3. Andy Crosland	East Tennessee State, 9/5/98	9	9
Todd Sievers	Florida A&M, 8/31/02	9	9
5. Carlos Huerta	Cincinnati, 10/7/89	8	8
Dane Prewitt	at San Diego State, 11/28/92	8	8
Dane Prewitt	Georgia Southern, 9/3/94	8	8
Dane Prewitt	Rutgers, 10/14/95	8	8
Todd Sievers	Syracuse, 11/17/01	8	8
Todd Sievers	Washington, 11/24/01	9	8
Todd Sievers	Virginia Tech, 12/7/02	8	8

FIELD GOALS MADE

PLAYERS	OPPONENT, DATE	FGM
1. Jon Peattie	West Virginia, 10/2/03	5
Michael Badgley	Nebraska, 9/19/15	5
Michael Badgley	at Pittsburgh, 11/27/15	5
3. Michael Badgley	Duke, 11/26/16	4
Danny Miller	Houston, 9/19/81	4
Danny Miller	North Texas, 11/22/80	4

RECEIVING YARDS

PLAYER	OPPONENT, DATE	REC	YDS
1. Eddie Brown	Boston College, 11/23/84	10	220
2. Wesley Carroll	at California, 9/15/90	11	208
3. Phillip Dorsett	Arkansas State, 9/13/15	4	201
4. Andre Johnson	vs. Nebraska, 1/3/02	7	199
5. Michael Irvin	East Carolina, 11/27/86	8	194
6. Andre Johnson	Virginia Tech, 12/7/02	6	193

INDIVIDUAL GAME BESTS

PLAYERS	OPPONENT, DATE	FGM
Greg Cox	vs. Florida, 9/1/84	4
Carlos Huerta	Syracuse, 11/24/90	4
Dane Prewitt	Washington, 9/24/94	4
Todd Sievers	at Penn State, 9/1/01	4
Todd Sievers	at Boston College, 11/10/01	4
Todd Sievers	at Virginia Tech, 12/1/01	4
Todd Sievers	at Tennessee, 11/9/02	4
Jake Wieclaw	USF, 11/17/12	4

LONGEST FIELD GOAL

PLAYERS	OPPONENT, DATE	YDS
1. Danny Miller	at Florida State, 11/7/81	57
Michael Badgley	Georgia Tech, 11/21/15	57
3. Danny Miller	Florida, 9/5/81	55
Jon Peattie	Virginia Tech, 11/4/06	55
5. Chris Dennis	Navy, 11/7/75	54
6. Danny Miller	Notre Dame, 11/28/81	53
Todd Sievers	at Florida, 9/7/02	53
8. Greg Cox	at East Carolina, 10/31/87	52
Carlos Huerta	at Michigan State, 9/30/89	52
Carlos Huerta	Syracuse, 11/24/90	52
Matt Boshier	Wake Forest, 10/25/08	52

DEFENSE

INTERCEPTIONS

PLAYERS	OPPONENT, DATE	INT
1. Joe Dixon	Catholic, 11/12/37	3
Bill Steiner	Georgia, 12/6/40	3
Al Hudson	Michigan State, 11/23/45	3
Whitey Campbell	Chattanooga, 10/25/46	3
Whitey Campbell	Rollins, 10/17/47	3
Al Hudson	Georgia, 10/22/48	3
John Bookman	Boston College, 10/5/56	3
Larry DiGiammarino	Oregon, 12/6/58	3
Gene Coleman	Florida, 12/1/79	3
Bobby Harden	BYU, 12/3/88	3
Kenny Phillips	at Duke, 10/21/06	3

LONGEST INTERCEPTION RETURN

PLAYER	OPPONENT, DATE	YDS
1. Selwyn Brown	at Boston College, 9/28/85	100
2. Paul Hefti	Fordham, 10/29/54	98
3. Maurice Sikes	at Florida, 9/7/02	97
4. Ed Injychock	Chattanooga, 10/25/46	96
Gary Streicher	at Army, 10/28/72	96
6. Kenny Calhoun	Louisville, 10/8/83	92
7. Dexter Seigler	Temple, 11/14/92	89
Al Hudson	vs. Holy Cross, 1/1/46	89
9. Art Knust	Marquette, 10/24/54	85
Willie Cooper	at Duke, 10/21/06	85

PUNTING

PUNTING AVERAGE TEMPTS

PLAYER	OPPONENT, DATE	P	AVG
1. Harry Ghaul	Miami (Ohio), 11/8/46	6	55.3
2. Pat O'Donnell	Virginia Tech, 11/9/13	5	55.2
3. Justin Vogel	Nebraska, 9/19/15	5	52.0
4. Justin Vogel	at Cincinnati, 10/1/15	5	51.6
5. Justin Vogel	North Carolina, 11/1/14	5	50.4
6. Mike Burke	Houston, 11/21/72	6	50.3
7. Brian Monroe	North Carolina, 10/7/06	7	49.3
8. Harry Ghaul	Georgia, 10/22/48	5	49.2
9. Pat O'Donnell	Virginia, 11/23/13	7	49.1
10. Pat O'Donnell	Florida, 9/7/13	8	49.0

MINIMUM 5 AT-

LONGEST PUNT

PLAYERS	OPPONENT, DATE	YDS
1. Rob Rajsich	at Kansas, 9/30/78	79
2. Harry Ghaul	Florida, 11/21/47	77
Rob Rajsich	Florida State, 9/23/78	77
4. Matt Boshier	at Duke, 10/18/08	76
5. Matt Boshier	at Virginia Tech, 11/17/07	75
6. Howard Plasman	Alabama, 11/28/41	74
Brian Monroe	vs. North Carolina, 10/7/06	74
8. John Douglas	at Florida, 10/15/38	73
Justin Vogel	Clemson, 10/24/15	73
10. Al Kasulin	Furman, 10/31/42	71
Harvey Foster	Georgia, 11/3/61	71
Pat O'Donnell	Virginia, 11/23/13	71

PUNT RETURNS

RETURN YARDS

PLAYER	OPPONENT, DATE	RET	YDS
1. Kevin Williams	Penn State, 10/12/91	4	152
2. Devin Hester	Louisiana Tech, 9/18/04	2	142
3. Santana Moss	Rutgers, 11/20/99	4	127
4. Duane Starks	at Baylor, 8/30/97	4	123
5. Wesley Carroll	at Wisconsin, 9/9/89	6	122
6. Santana Moss	at Temple, 10/21/00	4	121
Roscoe Parrish	at Virginia, 11/13/04	3	121
8. Kevin Williams	Long Beach State, 10/19/91	4	120
9. Santana Moss	Boston College, 11/25/00	4	114
10. Phillip Buchanon	Temple, 11/3/01	3	109

LONGEST PUNT RETURN

PLAYERS	OPPONENT, DATE	YDS
1. Roscoe Parrish	at Boston College, 9/20/03	92
Devin Hester	Louisiana Tech, 9/18/04	92
3. Kevin Williams	Penn State, 10/12/91	91
4. Walter Watt	Texas A&M, 12/8/44	87
Daryl Jones	Boston College, 11/25/00	87
6. Duane Starks	at Baylor, 8/30/97	85

INDIVIDUAL GAME BESTS

PLAYERS	OPPONENT, DATE	YDS
Santana Moss	Boston College, 11/25/00	85
8. Jack Brasington	at Louisville, 10/8/49	82
9. Hal Johnston & John Mell	LSU, 11/15/46	80
10. Jimmy Dye	Florida, 12/9/67	79
Stacy Coley	at Duke, 11/16/13	79

KICK RETURNS

RETURN YARDS

PLAYER	OPPONENT, DATE	RET	YDS
1. Duke Johnson	at Virginia, 11/10/12	4	214
2. Najeh Davenport	at Syracuse, 11/28/98	7	208
3. Tremain Mack	at Temple, 11/2/96	4	205
4. Tremain Mack	at Syracuse, 11/30/96	3	146
5. Duke Johnson	at Kansas State, 9/8/12	5	141
6. Silvio Cardoso	at Wake Forest, 9/25/71	2	140
7. Tom Sullivan	Florida State, 9/26/69	5	135
Ryan Hill	vs. Virginia, 11/10/07	6	135
9. Tim Morgan	at Notre Dame, 11/20/76	4	130
Travis Benjamin	vs. Virginia, 10/27/11	4	130

LONGEST KICKOFF RETURN

PLAYER	OPPONENT, DATE	YDS
1. Tim Morgan	Houston, 10/17/75	100
Ottis Anderson	Utah State, 10/21/78	100
Ottis Anderson	at Tulane, 11/4/78	100
Devin Hester	at NC State, 10/23/04	100
5. Tom Sullivan	Army, 10/29/71	99
6. Devin Hester	Florida, 9/6/03	97
7. Russell Coates	West Virginia, 11/28/42	96
8. Tremain Mack	at Syracuse, 11/30/96	95
Duke Johnson	Bethune-Cookman, 9/17/12	95
Duke Johnson	at Virginia, 11/10/12	95
Duke Johnson	Savannah State, 9/21/13	95

INDIVIDUAL SUPERLATIVES (SINCE 1980)

300-YARD PASSING GAMES

PLAYER	OPPONENT	DATE	C-A	YDS	TD
Bernie Kosar	Nebraska	1/2/1984	19-35	300	2
Bernie Kosar	Auburn	8/27/1984	21-38	329	2
Bernie Kosar	Florida	9/1/1984	25-33	300	1
Bernie Kosar	Rice	9/29/1984	27-35	368	3
Bernie Kosar	Cincinnati	10/13/1984	23-32	373	5
Bernie Kosar	Pitt	10/20/1984	29-42	351	1
Bernie Kosar	Louisville	11/3/1984	22-36	330	3
Bernie Kosar	Maryland	11/10/1984	30-50	363	4
Bernie Kosar	Boston College	11/23/1984	25-38	447	2
Vinny Testaverde	Rice	9/14/1985	23-35	350	2
Vinny Testaverde	East Carolina	10/5/1985	23-34	385	3
Vinny Testaverde	Florida State	11/2/1985	23-41	339	4
Vinny Testaverde	Notre Dame	11/30/1985	22-32	356	2
Vinny Testaverde	Texas Tech	9/13/1986	16-27	330	4
Vinny Testaverde	Florida State	11/1/1986	21-35	315	3
Vinny Testaverde	Tulsa	11/15/1986	21-34	308	2
Vinny Testaverde	East Carolina	11/27/1986	20-30	328	3
Steve Walsh	South Carolina	12/5/1987	22-40	310	2
Steve Walsh	Michigan	9/17/1988	24-45	335	3
Steve Walsh	Notre Dame	10/15/1988	31-50	424	4
Steve Walsh	Arkansas	11/26/1988	33-50	361	0
Craig Erickson	Missouri	9/23/1989	23-41	351	1
Gino Torretta	San Jose State	10/14/1989	32-49	468	3
Craig Erickson	San Diego State	11/18/1989	27-45	424	4
Craig Erickson	Cal	9/15/1990	32-47	467	4
Craig Erickson	Iowa	9/29/1990	17-33	360	3
Craig Erickson	Notre Dame	9/20/1990	20-36	355	0
Craig Erickson	Texas Tech	9/27/1990	22-32	307	4
Craig Erickson	Pitt	11/3/1990	25-35	355	2
Craig Erickson	Boston College	11/17/1990	13-26	320	4
Gino Torretta	Houston	9/12/1991	16-35	365	4
Gino Torretta	Tulsa	9/28/1991	20-33	327	2
Gino Torretta	Arizona	10/26/1991	26-50	350	2
Gino Torretta	San Diego State	11/30/1991	23-44	485	4
Gino Torretta	TCU	10/17/1992	20-35	350	3
Gino Torretta	West Virginia	10/31/1992	28-40	363	3
Gino Torretta	Syracuse	11/21/1992	23-43	343	0
Gino Torretta	San Diego State	11/30/1992	19-35	310	1
Ryan Collins	Memphis	11/27/1993	32-54	392	3
Ryan Clement	Boston College	10/18/1997	27-35	323	2
Scott Covington	Rutgers	10/3/1998	21-30	312	3
Scott Covington	UCLA	12/5/1998	19-28	318	3
Scott Covington	NC State	12/29/1998	17-24	320	2
Kenny Kelly	Florida State	10/9/1999	27-41	370	3
Ken Dorsey	Florida State	10/7/2000	27-42	328	2
Ken Dorsey	Penn State	9/1/2001	20-27	344	3
Ken Dorsey	Rutgers	9/8/2001	14-25	315	2
Ken Dorsey	Nebraska	1/3/2002	22-35	362	3
Ken Dorsey	Temple	9/14/2002	20-35	314	2
Ken Dorsey	Florida State	10/12/2002	20-45	362	2
Ken Dorsey	West Virginia	10/26/2002	22-36	422	2
Ken Dorsey	Syracuse	11/30/2002	16-25	345	2
Ken Dorsey	Virginia Tech	12/7/2002	12-20	300	2
Brock Berlin	Florida	9/6/2003	27-41	340	2
Brock Berlin	West Virginia	10/2/2003	37-54	352	1
Brock Berlin	Louisville	10/14/2004	25-37	308	3
Brock Berlin	North Carolina	10/30/2004	20-35	338	2
Brock Berlin	Wake Forest	11/20/2004	13-19	361	4
Kyle Wright	Wake Forest	11/6/2005	17-27	319	5
Kyle Wright	North Carolina	10/6/2007	17-33	302	2
Jacory Harris	Florida State	9/7/2009	21-34	388	2
Jacory Harris	Wake Forest	10/31/2009	22-43	330	3
Jacory Harris	North Carolina	11/14/2009	28-50	319	1
Jacory Harris	Duke	11/21/2009	25-43	348	2
Jacory Harris	Virginia	10/27/2011	21-30	311	3
Stephen Morris	at Georgia Tech	9/22/2012	31-52	436	2
Stephen Morris	NC State	9/29/2012	26-49	566	5
Stephen Morris	USF	11/17/2012	21-32	413	3
Stephen Morris	at Duke	11/24/2012	15-25	369	3
Stephen Morris	Georgia Tech	10/5/2013	17-22	324	3
Stephen Morris	at North Carolina	10/17/2013	19-35	324	0

PLAYER	OPPONENT	DATE	C-A	YDS	TD
Stephen Morris	Virginia Tech	11/9/2013	16-29	324	2
Stephen Morris	at Duke	11/16/2013	30-49	379	2
Brad Kaaya	Arkansas State	9/13/2014	16-24	342	4
Brad Kaaya	at Nebraska	9/20/2014	28-42	359	3
Brad Kaaya	Florida State	11/15/2014	16-34	316	2
Brad Kaaya	Nebraska	9/19/2015	25-42	379	2
Brad Kaaya	at Florida State	10/10/2015	29-49	405	3
Brad Kaaya	at North Carolina	11/14/2015	24-43	326	1
Brad Kaaya	Georgia Tech	11/21/2015	16-25	300	1
Brad Kaaya	at Appalachian State	9/17/2016	21-27	368	3
Brad Kaaya	at Virginia Tech	10/20/2016	23-38	323	2
Brad Kaaya	Pittsburgh	11/5/2016	32-37	356	4
Brad Kaaya	Duke	11/26/2016	22-35	396	4

100-YARD RUSHING GAMES

PLAYER	OPPONENT	DATE	ATT	YDS	TD
Smokey Roan	East Carolina	11/8/1980	33	250	1
Speedy Neal	Cincinnati	11/27/1982	17	110	1
Albert Bentley	Louisville	10/8/1983	18	152	2
Alonzo Highsmith	Auburn	8/27/1984	22	146	0
Alonzo Highsmith	Michigan	9/8/1984	16	126	0
Alonzo Highsmith	Cincinnati	10/13/1984	13	107	1
Alonzo Highsmith	Pitt	10/20/1984	15	106	2
Alonzo Highsmith	Louisville	11/3/1984	18	104	1
Melvin Bratton	Boston College	11/23/1984	6	134	4
Warren Williams	Colorado State	11/23/1985	12	110	0
Melvin Bratton	South Carolina	8/30/1986	10	107	3
Alonzo Highsmith	Penn State	1/2/1987	18	119	0
Warren Williams	Arkansas	9/26/1987	11	108	2
Leonard Conley	Cincinnati	10/24/1987	8	120	2
Melvin Bratton	Cincinnati	10/24/1987	6	118	1
Warren Williams	Cincinnati	10/24/1987	20	104	1
Leonard Conley	Tulsa	11/5/1988	13	121	0
Leonard Conley	Missouri	9/23/1989	21	105	1
Steve McGuire	Iowa	9/29/1990	20	128	2
Steve McGuire	Florida State	10/6/1990	31	176	1
Leonard Conley	Florida State	10/6/1990	16	149	2
Steve McGuire	Houston	9/12/1991	19	120	0
Steve McGuire	Florida State	11/26/1991	22	142	1
Larry Jones	Nebraska	1/1/1992	30	144	1
Donnell Bennett	Colorado	9/25/1993	20	125	2
James Stewart	Georgia Southern	10/2/1993	19	107	0
James Stewart	Syracuse	10/23/1993	10	102	2
James Stewart	Rutgers	10/30/1993	14	115	1
James Stewart	Georgia Southern	9/4/1994	17	146	3
James Stewart	Syracuse	11/5/1994	20	101	2
Danyell Ferguson	Florida A&M	9/9/1995	24	137	1
Danyell Ferguson	Baylor	11/4/1995	18	144	3
Danyell Ferguson	Boston College	11/11/1995	26	167	1
Danyell Ferguson	Syracuse	11/25/1995	29	168	2
Dyral McMillan	Memphis	8/31/1996	24	119	0
Dyral McMillan	Citadel	9/5/1996	19	157	2
Danyell Ferguson	Rutgers	9/12/1996	17	102	2
Danyell Ferguson	Pitt	9/28/1996	18	122	1
Edgerrin James	Temple	11/2/1996	13	107	0
Dyral McMillan	Boston College	11/23/1996	20	147	2
Edgerrin James	Boston College	11/23/1996	13	123	2
Edgerrin James	Baylor	8/30/1997	14	120	3
Edgerrin James	Pitt	9/18/1997	20	113	0
Edgerrin James	Boston College	10/18/1997	33	274	3
Edgerrin James	Temple	10/25/1997	18	190	2
Edgerrin James	Arkansas State	11/1/1997	13	155	2
James Jackson	Arkansas State	11/1/1997	10	116	1
James Jackson	Virginia Tech	11/8/1997	9	148	2
Edgerrin James	Rutgers	11/15/1997	30	198	2
James Jackson	East Tennessee State	9/5/1998	12	147	2
Najeh Davenport	Cincinnati	9/12/1998	8	100	1
Edgerrin James	Virginia Tech	9/19/1998	17	101	0
Edgerrin James	Rutgers	10/3/1998	15	131	2
Edgerrin James	West Virginia	10/24/1998	31	170	2
Edgerrin James	Boston College	10/31/1998	31	185	2
Edgerrin James	Pitt	11/19/1998	23	106	2

RECORDS

INDIVIDUAL SUPERLATIVES (SINCE 1980)

PLAYER	OPPONENT	DATE	ATT	YDS	TD
Edgerrin James	Syracuse	11/28/1998	18	118	1
Edgerrin James	UCLA	12/5/1998	39	305	3
Edgerrin James	NC State	12/29/1998	20	160	2
James Jackson	NC State	12/29/1998	11	104	2
James Jackson	Ohio State	8/2/1999	24	102	1
James Jackson	Florida A&M	9/4/1999	19	106	2
James Jackson	Penn State	9/17/1999	33	143	2
Clinton Portis	East Carolina	9/25/1999	27	155	1
James Jackson	Boston College	10/23/1999	22	135	1
Clinton Portis	Virginia Tech	11/13/1999	27	149	0
Clinton Portis	Rutgers	11/20/1999	27	133	1
Clinton Portis	Georgia Tech	1/1/2000	12	117	1
James Jackson	Georgia Tech	1/1/2000	21	116	1
Clinton Portis	McNeese State	8/31/2000	9	141	1
James Jackson	Rutgers	9/30/2000	15	118	2
James Jackson	Florida State	10/7/2000	23	100	0
James Jackson	Louisiana Tech	10/28/2000	26	188	2
James Jackson	Virginia Tech	11/4/2000	28	158	1
James Jackson	Syracuse	11/18/2000	23	108	2
Clinton Portis	Penn State	9/1/2001	17	165	0
Clinton Portis	Pitt	9/27/2001	24	136	3
Clinton Portis	Florida State	10/7/2001	17	122	0
Frank Gore	West Virginia	10/25/2001	6	125	2
Clinton Portis	Temple	11/3/2001	20	118	1
Clinton Portis	Boston College	11/10/2001	36	173	0
Frank Gore	Syracuse	11/17/2001	11	158	0
Clinton Portis	Syracuse	11/17/2001	18	133	1
Clinton Portis	Washington	11/24/2001	12	105	0
Clinton Portis	Virginia Tech	12/1/2001	34	139	1
Clinton Portis	Nebraska	1/3/2002	20	113	1
Jason Geathers	Florida A&M	8/31/2002	22	102	2
Willis McGahee	Florida	9/7/2002	24	210	0
Willis McGahee	Temple	9/14/2002	21	137	4
Willis McGahee	Boston College	9/21/2002	17	140	2
Willis McGahee	UConn	10/5/2002	11	107	3
Willis McGahee	Florida State	10/12/2002	26	105	1
Willis McGahee	West Virginia	10/26/2002	32	116	3
Willis McGahee	Rutgers	11/2/2002	23	188	2
Willis McGahee	Tennessee	11/9/2002	30	156	1
Willis McGahee	Pitt	11/21/2002	19	164	2
Willis McGahee	Syracuse	11/30/2002	14	135	2
Willis McGahee	Virginia Tech	12/7/2002	39	209	6
Frank Gore	Louisiana Tech	8/28/2003	21	124	0
Frank Gore	Florida	9/6/2003	24	132	2
Frank Gore	East Carolina	9/13/2003	24	139	1
Jarrett Payton	Florida State	10/11/2003	26	110	0
Tyrone Moss	Temple	10/18/2003	15	131	1
Jarrett Payton	Temple	10/18/2003	16	115	2
Tyrone Moss	Syracuse	11/15/2003	18	100	1
Jarrett Payton	Pitt	11/29/2003	17	131	1
Tyrone Moss	Pitt	11/29/2003	21	115	2
Jarrett Payton	Florida State	1/1/2004	22	142	0
Tyrone Moss	Houston	9/23/2004	19	148	2
Frank Gore	Georgia Tech	10/2/2004	15	127	0
Frank Gore	Clemson	11/6/2004	20	115	2
Frank Gore	Virginia	11/14/2004	28	201	1
Tyrone Moss	Clemson	9/17/2005	31	141	3
Tyrone Moss	North Carolina	10/24/2005	24	199	4
Derron Thomas	Florida A&M	9/6/2006	11	109	0
Javarrius James	Houston	9/30/2006	18	148	1
Javarrius James	North Carolina	10/6/2006	16	115	1
Javarrius James	Georgia Tech	10/28/2006	19	116	0
Tyrone Moss	Virginia Tech	11/4/2006	13	107	1
Graig Cooper	Duke	9/27/2007	12	101	1
Javarrius James	NC State	11/3/2007	18	115	0
Graig Cooper	Texas A&M	9/20/2008	16	135	2
Graig Cooper	North Carolina	9/27/2008	19	120	0
Graig Cooper	UCF	10/11/2008	23	100	1
Graig Cooper	Virginia	11/1/2008	24	136	0
Graig Cooper	Georgia Tech	9/17/2009	17	101	0
Javarrius James	Oklahoma	10/3/2009	15	150	0
Damien Berry	Florida A&M	10/10/2009	14	165	1
Graig Cooper	Virginia	11/7/2009	18	152	1

PLAYER	OPPONENT	DATE	ATT	YDS	TD
Damien Berry	USF	11/29/2009	12	114	0
Damien Berry	Clemson	10/2/2010	24	114	0
Damien Berry	Florida State	10/9/2010	20	108	1
Damien Berry	Duke	10/16/2010	25	115	1
Damien Berry	North Carolina	10/23/2010	19	109	1
Lamar Miller	Maryland	11/6/2010	22	127	1
Lamar Miller	Virginia Tech	11/30/2010	15	164	1
Lamar Miller	Maryland	9/5/2011	18	128	1
Lamar Miller	Ohio State	9/17/2011	26	185	0
Lamar Miller	Kansas State	9/24/2011	18	108	1
Lamar Miller	Bethune-Cookman	10/1/2011	14	102	2
Lamar Miller	Virginia Tech	10/8/2011	18	171	1
Lamar Miller	Georgia Tech	10/22/2011	27	104	1
Lamar Miller	Duke	11/5/2011	20	147	2
Lamar Miller	Boston College	11/25/2011	12	123	1
Duke Johnson	Boston College	9/1/2012	7	135	2
Mike James	North Carolina	10/13/2012	22	100	1
Duke Johnson	Virginia Tech	11/1/2012	11	104	1
Duke Johnson	Virginia	11/10/2012	16	150	0
Duke Johnson	Duke	11/24/2012	16	181	3
Duke Johnson	FAU	8/30/2013	19	186	1
Gus Edwards	Savannah State	9/21/2013	12	113	3
Duke Johnson	Georgia Tech	10/5/2013	22	184	0
Dallas Crawford	at North Carolina	10/17/2013	33	137	2
Duke Johnson	Wake Forest	10/26/2013	30	168	2
Dallas Crawford	Duke	11/16/2013	19	115	0
Duke Johnson	at Duke	9/27/2014	25	155	1
Duke Johnson	at Georgia Tech	10/4/2014	14	100	1
Duke Johnson	Cincinnati	10/11/2014	10	162	1
Joe Yearby	Cincinnati	10/11/2014	8	113	0
Duke Johnson	at Virginia Tech	10/23/2014	29	249	1
Gus Edwards	at Virginia Tech	10/23/2014	20	115	2
Duke Johnson	North Carolina	11/1/2014	19	177	2
Joe Yearby	North Carolina	11/1/2014	22	104	1
Duke Johnson	Florida State	11/15/2014	27	130	1
Duke Johnson	South Carolina	12/27/2014	24	132	0
Joe Yearby	at FAU	9/11/2015	18	146	1
Joe Yearby	Nebraska	9/19/2015	17	125	1
Joe Yearby	at Cincinnati	10/1/2015	17	113	1
Mark Walton	FAMU	9/3/2016	15	116	1
Joe Yearby	FAMU	9/3/2016	7	105	2
Gus Edwards	FAMU	9/3/2016	7	106	1
Mark Walton	FAU	9/10/2016	17	155	4
Joe Yearby	FAU	9/10/2016	20	121	1
Mark Walton	at Appalachian State	9/17/2016	16	130	2
Mark Walton	Pittsburgh	11/5/2016	14	125	1
Mark Walton	at Virginia	11/12/2016	16	111	1
Mark Walton	at NC State	11/19/2016	19	120	3

100-YARD RECEIVING GAMES

PLAYER	OPPONENT	DATE	REC	YDS	TD
Rocky Belk	Virginia Tech	9/18/1982	6	116	0
Mark Rush	Florida State	10/30/1982	5	124	0
Rocky Belk	Maryland	11/6/1982	5	117	0
Rocky Belk	NC State	11/20/1982	5	112	2
Eddie Brown	Florida State	11/12/1983	8	150	1
Eddie Brown	Auburn	8/27/1984	8	157	0
Willie Smith	Florida	9/1/1984	11	152	0
Stanley Shakespeare	Michigan	9/8/1984	6	111	1
Stanley Shakespeare	Florida State	9/22/1984	8	109	0
Eddie Brown	Notre Dame	10/6/1984	7	126	0
Eddie Brown	Cincinnati	10/13/1984	5	136	2
Stanley Shakespeare	Pitt	10/20/1984	6	125	1
Eddie Brown	Louisville	11/3/1984	5	113	2
Willie Smith	Louisville	11/3/1984	10	124	0
Willie Smith	Maryland	11/10/1984	12	128	2
Melvin Bratton	Maryland	11/10/1984	7	169	0
Eddie Brown	Boston College	11/23/1984	10	220	0
Eddie Brown	Rice	9/14/1985	9	127	0
Michael Irvin	Boston College	9/28/1985	7	114	1

RECORDS

INDIVIDUAL SUPERLATIVES (SINCE 1980)

PLAYER	OPPONENT	DATE	REC	YDS	TD	PLAYER	OPPONENT	DATE	REC	YDS	TD
Bennie Blades	East Carolina	10/5/1985	4	117	1	Santana Moss	Rutgers	10/3/1998	6	146	3
Alonzo Highsmith	East Carolina	10/5/1985	5	114	1	Andre King	UCLA	12/5/1998	8	124	0
Michael Irvin	Louisville	10/26/1985	5	145	1	Santana Moss	NC State	12/29/1998	5	124	1
Bennie Blades	Florida State	11/2/1985	5	123	2	Santana Moss	Ohio State	8/27/1999	3	115	1
Willie Smith	Maryland	11/9/1985	8	140	0	Santana Moss	Florida State	10/9/1999	9	180	2
Michael Irvin	South Carolina	8/30/1986	6	101	0	Reggie Wayne	West Virginia	9/23/2000	7	127	2
Alonzo Highsmith	Texas Tech	9/13/1986	5	121	2	Santana Moss	Florida State	10/7/2000	7	115	0
Michael Irvin	Texas Tech	9/13/1986	4	104	1	Santana Moss	Virginia Tech	11/4/2000	4	115	2
Bennie Blades	Tulsa	11/15/1986	4	106	1	Andre Johnson	Rutgers	9/8/2001	2	104	1
Michael Irvin	E. Carolina	11/27/1986	8	194	2	Andre Johnson	Florida State	10/17/2001	5	111	2
Michael Irvin	Arkansas	9/26/1987	6	104	1	Andre Johnson	Syracuse	11/17/2001	4	116	2
Michael Irvin	Florida State	10/3/1987	4	132	2	Andre Johnson	Nebraska	1/3/2002	7	199	2
Michael Irvin	South Carolina	12/5/1987	7	121	1	Andre Johnson	West Virginia	10/26/2002	6	111	2
Melvin Bratton	Oklahoma	1/1/1988	9	102	1	Quadtrine Hill	West Virginia	10/26/2002	6	108	0
Cleveland Gary	Michigan	9/17/1988	9	162	2	Andre Johnson	Tennessee	11/9/2002	5	103	0
Cleveland Gary	Notre Dame	10/15/1988	11	130	1	Andre Johnson	Syracuse	11/30/2002	6	181	1
Andre Brown	Notre Dame	10/15/1988	8	125	2	Andre Johnson	Virginia Tech	12/7/2002	6	193	1
Andre Brown	BYU	12/3/1988	10	131	0	Kellen Winslow	Ohio State	1/3/2002	11	122	1
Wesley Carroll	Wisconsin	9/9/1989	7	113	2	Kevin Beard	Florida	9/6/2003	7	164	1
Dale Dawkins	Wisconsin	9/9/1989	5	114	0	Kellen Winslow	West Virginia	10/2/2003	10	104	0
Randal Hill	Cal	9/16/1989	7	108	1	Kellen Winslow	Florida State	10/11/2003	7	106	0
Rob Chudzinski	Missouri	9/23/1989	8	101	1	Ryan Moore	Virginia Tech	11/1/2003	7	101	0
Wesley Carroll	Cincinnati	10/7/1989	4	124	1	Sinorice Moss	Florida State	9/10/2004	4	112	1
Dale Dawkins	San Jose State	10/14/1989	8	112	0	Roscoe Parrish	Wake Forest	11/20/2004	5	141	1
Wesley Carroll	San Jose State	10/14/1989	7	119	1	Sinorice Moss	Colorado	9/24/2005	5	111	1
Wesley Carroll	Florida State	10/28/1989	10	119	0	Sinorice Moss	Temple	10/15/2005	3	122	1
Randal Hill	San Diego State	11/18/1989	6	138	0	Lance Leggett	Duke	10/21/2006	6	131	0
Dale Dawkins	San Diego State	11/18/1989	7	111	2	Sam Shields	Nevada	12/3/2006	4	101	1
Dale Dawkins	Notre Dame	11/25/1989	7	123	2	Darnell Jenkins	FIU	9/15/2007	5	108	0
Lamar Thomas	BYU	9/8/1990	8	120	0	Sam Shields	Texas A&M	9/20/2007	6	117	0
Wesley Carroll	Cal	9/15/1990	11	208	1	Darnell Jenkins	North Carolina	10/6/2007	3	110	1
Randal Hill	Cal	9/15/1990	10	114	1	Darnell Jenkins	Florida State	10/20/2007	4	106	0
Wesley Carroll	Iowa	9/29/1990	6	146	2	Dedrick Epps	NC State	11/29/2008	4	101	1
Lamar Thomas	Kansas	10/13/1990	7	139	0	Travis Benjamin	Florida State	9/7/2009	4	128	1
Lamar Thomas	Notre Dame	9/20/1990	5	114	0	Leonard Hankerson	Duke	11/21/2009	8	143	1
Rob Chudzinski	Texas Tech	9/27/1990	6	112	1	Leonard Hankerson	Florida A&M	9/2/2010	6	115	2
Wesley Carroll	Boston College	11/17/1990	4	112	1	Leonard Hankerson	Clemson	10/2/2010	7	147	3
Randal Hill	San Diego State	12/1/1990	6	112	1	Travis Benjamin	Maryland	11/6/2010	5	127	0
Wesley Carroll	Texas	1/1/1991	8	135	2	Leonard Hankerson	Georgia Tech	11/13/2010	3	132	1
Horace Copeland	Arkansas	8/31/1991	4	131	1	Leonard Hankerson	USF	11/27/2010	9	127	0
Lamar Thomas	Houston	9/12/1991	6	138	2	Tommy Streetter	Virginia	10/27/2011	7	176	2
Kevin Williams	Houston	9/12/1991	4	126	2	Phillip Dorsett	Georgia Tech	9/22/2012	9	184	1
Lamar Thomas	Tulsa	9/28/1991	5	106	0	Davon Johnson	Georgia Tech	9/22/2012	7	107	0
Horace Copeland	Penn State	10/12/1991	5	106	1	Phillip Dorsett	NC State	9/29/2012	7	191	2
Horace Copeland	San Diego State	11/30/1991	6	141	2	Rashawn Scott	NC State	9/29/2012	6	180	2
Martin Patton	San Diego State	11/30/1991	2	112	1	Phillip Dorsett	Virginia	11/10/2012	6	103	1
Kevin Williams	Nebraska	1/1/1992	8	126	1	Allen Hurns	Savannah State	9/21/2013	2	100	1
Horace Copeland	Arizona	9/26/1992	9	139	0	Allen Hurns	Georgia Tech	10/5/2013	4	108	1
Lamar Thomas	Florida State	10/3/1992	7	104	1	Allen Hurns	Virginia Tech	11/9/2013	4	142	1
Coleman Bell	Virginia Tech	10/24/1992	6	117	1	Allen Hurns	at Duke	11/16/2013	8	107	0
Coleman Bell	West Virginia	10/31/1992	8	114	0	Herb Waters	at Duke	11/16/2013	9	116	2
Lamar Thomas	Temple	11/14/1992	4	116	0	Allen Hurns	Virginia	11/23/2013	6	126	1
Horace Copeland	Syracuse	11/21/1992	5	107	0	Allen Hurns	at Pittsburgh	11/29/2013	9	173	0
Horace Copeland	San Diego State	11/28/1992	8	141	0	Phillip Dorsett	Arkansas State	9/13/2014	4	201	2
Lamar Thomas	San Diego State	11/28/1992	5	117	2	Phillip Dorsett	Cincinnati	10/11/2014	3	143	2
Jonathan Harris	Georgia Southern	10/2/1992	5	104	1	Clive Walford	Florida State	11/15/2014	4	127	1
Chris Jones	Memphis	11/27/1993	7	152	1	Clive Walford	at Virginia	11/22/2014	7	105	0
Jonathan Harris	Memphis	11/27/1993	9	133	1	Phillip Dorsett	Pittsburgh	11/29/2014	5	103	1
Chris Jones	Rutgers	10/1/1994	3	104	1	Rashawn Scott	BCU	9/5/2015	6	100	1
Yatil Green	Virginia Tech	9/23/1995	8	171	0	Herb Waters	at FAU	9/11/2015	5	102	0
Jammi German	Temple	10/28/1995	6	169	2	Rashawn Scott	Nebraska	9/19/2015	9	151	0
Magic Benton	Citadel	9/5/1995	6	113	2	Stacy Coley	at Florida State	10/1/2015	7	139	1
Magic Benton	Rutgers	9/12/1996	7	105	0	Rashawn Scott	at Florida State	10/1/2015	6	108	1
Tony Gaiter	Pitt	9/28/1996	4	135	3	Stacy Coley	Virginia	11/7/2015	7	132	1
Yatil Green	Florida State	10/12/1996	8	157	2	Ahmmon Richards	at Appalachian State	9/17/2016	4	142	0
Yatil Green	Virginia Tech	11/16/1996	9	152	0	Ahmmon Richards	Pittsburgh	11/5/2016	8	144	0
Tony Gaiter	Boston College	11/23/1996	4	127	1	Ahmmon Richards	at Virginia	11/12/2016	3	100	1
Yatil Green	Syracuse	11/30/1996	6	129	1	Ahmmon Richards	at NC State	11/19/2016	9	117	0
Tony Gaiter	Virginia	12/27/1996	3	101	0	Stacy Coley	Duke	11/26/2016	9	118	1
Reggie Wayne	Pitt	9/18/1997	9	137	0	David Njoku	Duke	11/26/2016	2	134	2
Daniel Franks	Temple	10/25/1997	5	110	1						
Reggie Wayne	Rutgers	11/15/1997	7	112	0						
Reggie Wayne	Virginia Tech	9/19/1998	6	153	2						

RECORDS

TEAM SEASON BESTS

RUSHING

MOST ATTEMPTS

1.	567	1957
2.	557	1977
3.	547	1971
4.	542	1956
5.	541	1978
6.	540	1974
7.	523	1952
8.	521	1973
9.	520	1976
10.	519	1972

FEWEST ATTEMPTS

1.	318	1963
2.	365	1949
3.	369	1964
4.	371	2012
5.	372	1991
6.	381	1992
7.	393	1969
8.	395	1953
9.	398	2011
10.	401	1988

MOST YARDS

1.	2,558	1954
2.	2,540	1957
3.	2,388	2010
4.	2,379	2002
5.	2,345	2014
6.	2,338	2003
7.	2,328	1978
8.	2,251	2001
9.	2,232	1998
10.	2,210	1955

FEWEST YARDS

1.	798	1968
2.	1,092	1979
3.	1,204	1964
4.	1,213	1970
5.	1,227	1963
6.	1,264	1965
7.	1,325	1992
8.	1,344	1969
9.	1,351	1981
10.	1,376	1953

MOST YARDS PER GAME

1.	284.2	1954
2.	254.0	1957
3.	245.5	1955
4.	211.6	1978
5.	209.7	1956
6.	204.6	2001
7.	202.9	1998
8.	194.8	2000
9.	187.0	1951
10.	185.1	1960

FEWEST YARDS PER GAME

1.	79.8	1968
2.	99.3	1979
3.	110.3	1970
4.	116.0	2005
5.	119.9	2015
6.	120.4	1964
7.	120.5	1992
8.	122.7	1963
9.	122.8	1981
10.	126.4	1965

MOST YARDS PER ATTEMPT

1.	5.48	2002
2.	5.33	2001
3.	5.30	2014
4.	5.11	1954
5.	4.94	2000
6.	4.89	1998
7.	4.84	2010
8.	4.78	2013
9.	4.76	1955
10.	4.68	2012

FEWEST YARDS PER ATTEMPT

1.	1.88	1968
2.	2.63	1970
3.	2.64	1979
4.	2.67	1977
5.	2.83	1981
6.	2.96	1965
7.	3.14	1975
8.	3.19	1958
9.	3.26	1964
10.	3.29	1976

MOST TOUCHDOWNS

1.	33	2002
2.	29	1954

29	1998	
4.	27	1990
5.	26	1997
6.	25	1994
	25	2001
	25	2013
9.	24	2016
	24	1987
	24	2000

FEWEST TOUCHDOWNS

1.	3	1977
2.	5	1963
3.	7	1958
4.	9	1961
	9	1968
	9	1988
7.	10	1970
8.	11	1965
	11	1975
10.	12	1966
	12	1981

PASSING

MOST COMPLETIONS

1.	279	1984
2.	268	2015
3.	264	2012
4.	263	2016
5.	260	1988
6.	259	1992
7.	254	1989
8.	246	2009
	246	1990
10.	245	2003

FEWEST COMPLETIONS

1.	35	1935
2.	43	1954
3.	48	1957
4.	52	1951
5.	54	1955
6.	55	1949
7.	59	1948
8.	61	1953
	61	1956
10.	64	1960

MOST ATTEMPTS

1.	465	1989
2.	457	1992

TEAM SEASON BESTS

3.	450	1984
4.	449	2015
5.	447	2012
6.	443	2010
7.	441	1988
8.	434	1990
9.	432	2002
10.	426	2016

FEWEST ATTEMPTS

1.	65	1945
2.	87	1954
3.	95	1955
4.	105	1957
5.	112	1960
6.	127	1951
7.	129	1853
8.	143	1949
	143	1956
10.	146	1948

MOST YARDS

1.	3,826	1984
2.	3,695	2002
3.	3,602	2015
4.	3,573	1990
5.	3,564	2016
6.	3,545	2012
7.	3,503	1988
8.	3,501	1985
9.	3,476	1992
10.	3,452	2013

FEWEST YARDS

1.	269	1945
2.	429	1957
3.	553	1954
4.	675	1949
5.	721	1956
6.	762	1960
7.	782	1953
8.	800	1951
9.	826	1948
10.	903	1955

MOST TOUCHDOWNS

1.	35	1988
2.	32	2002
3.	30	1986
4.	27	2016
	27	1999

6.	26	2014
	26	2000
8.	25	1984
	25	2009
	25	2013

FEWEST TOUCHDOWNS

1.	3	1947
	3	1971
3.	4	1953
	4	1954
	4	1955
	4	1973
7.	5	1952
	5	1956
	5	1958
	5	1959
	5	1964
	5	1975
	5	1987

TOTAL OFFENSE

MOST TOTAL YARDS

1.	6,074	2002
2.	5,594	2014
3.	5,542	2016
4.	5,536	2013
5.	5,493	2010
6.	5,367	1984
7.	5,312	1990
8.	5,282	2012
9.	5,199	2009
10.	5,161	2015

FEWEST TOTAL YARDS

1.	1,406	1944
2.	2,158	1953
3.	2,207	1949
4.	2,216	1964
5.	2,299	1948
6.	2,543	1965
7.	2,612	1958
8.	2,613	1960
9.	2,727	1959
10.	2,799	1975

MOST YARDS PER GAME

1.	482.9	1990
2.	467.2	2002
3.	461.5	1985

4.	460.8	2000
5.	454.8	2001
6.	454.1	1989
7.	452.5	1988
8.	451.5	1998
9.	441.3	1991
10.	440.2	2012

FEWEST YARDS PER GAME

1.	156.2	1944
2.	221.6	1964
3.	229.9	1948
4.	239.8	1953
5.	245.2	1949
6.	254.3	1965
7.	254.9	1977
8.	257.4	1952
9.	261.2	1958
10.	261.3	1960

MOST PLAYS

1.	936	2010
2.	917	2003
3.	898	1989
4.	887	2002
5.	879	2009
6.	873	2015
7.	865	1984
8.	861	2016
9.	860	1999
10.	842	1996

FEWEST PLAYS

1.	508	1949
2.	524	1953
3.	527	1947
4.	546	1964
5.	560	1955
6.	565	1948
7.	577	1960
8.	588	1954
9.	622	1951
10.	639	1965

MOST FIRST DOWNS

1.	288	1984
	288	2010
3.	275	2009
4.	270	1989
5.	267	2002
6.	266	1990

TEAM SEASON BESTS

266	1994	9.	149	1985	72	1957
8. 264	2003	10.	148	2016	72	1978
9. 261	2016		148	2010	10. 71	1979
10. 260	2001				71	1952

FEWEST FIRST DOWNS

1.	77	1944
2.	98	1949
3.	103	1948
4.	119	1953
5.	130	1964
6.	138	1960
7.	141	1951
	141	1958
9.	144	1975
10.	150	1955
	150	1965

MOST FIRST DOWNS, RUSHING

1.	135	1938
2.	129	1957
3.	125	1954
4.	124	1978
5.	122	2010
6.	120	1994
7.	117	1974
8.	115	2003
9.	114	2014
10.	112	1955

FEWEST FIRST DOWNS, RUSHING

1.	53	1968
2.	61	1979
3.	65	1970
4.	66	1949
	66	1963
6.	70	1964
7.	75	1975
8.	76	1969
9.	79	1953
	79	1988
	79	2015

MOST FIRST DOWNS, PASSING

1.	169	2009
2.	161	1988
3.	159	1984
4.	156	1990
5.	153	1989
	153	1992
7.	152	2015
8.	151	2002

FEWEST FIRST DOWNS, PASSING

1.	11	1945
2.	23	1957
3.	24	1954
4.	27	1948
	27	1949
6.	29	1951
7.	35	1953
	35	1955
	35	1960
10.	37	1956

MOST FIRST DOWNS, PENALTY

1.	26	2012
2.	25	1989
3.	23	1984
4.	20	1987
	20	2005
	20	2013
7.	18	2016
	18	1979
	18	2010
	18	2015

FEWEST FIRST DOWNS, PENALTY

1.	1	1952
2.	3	1955
3.	5	1971
	5	1975
	5	1949
	5	1953
	5	1957
8.	6	1950
	6	1960
10.	7	1951
	7	1954
	7	1972

FEWEST PUNTS

1.	30	1954
2.	33	1985
3.	36	1955
	36	1987
5.	38	1991
	38	2001
7.	39	1988
8.	40	1953
	40	1994
10.	43	1962
	43	1984

HIGHEST PUNTING AVERAGE

1.	44.8	2013
2.	44.1	2016
3.	44.0	2010
4.	42.8	2014
5.	42.7	2011
6.	42.5	2015
7.	42.4	2000
8.	42.3	1969
9.	40.9	2005
10.	40.8	1984

LOWEST PUNTING AVERAGE

1.	32.4	1962
2.	32.6	1953
3.	33.1	1958
4.	33.2	1954
5.	33.3	1961
6.	33.6	1950
	33.6	1957
8.	34.0	1949
9.	34.5	1951
	34.5	1994

PUNTING

MOST PUNTS

1.	92	1939
2.	84	1970
3.	77	1977
4.	76	1968
5.	74	1971
6.	73	1951
7.	72	1948

PUNT RETURNS

MOST RETURNS

1.	52	1989
2.	50	2002
3.	47	2003
4.	45	2000
5.	44	1985
	44	2001
7.	43	1986

TEAM SEASON BESTS

	43	1991
9.	42	2004
10.	41	1950
	41	1970

FEWEST RETURNS

1.	11	2011
2.	15	1966
3.	17	1955
	17	1960
	17	2012
6.	18	1958
	18	1979
8.	19	1984
9.	20	1975
10.	21	2016
	21	1956

MOST RETURN YARDS

1.	832	2000
2.	707	1947
3.	697	2004
4.	662	2002
5.	636	1989
6.	622	1991
7.	583	2001
8.	531	2003
9.	528	1999
10.	475	1954

FEWEST RETURN YARDS

1.	90	1966
2.	105	1975
3.	118	2012
4.	121	2011
5.	129	1978
6.	131	1974
7.	137	1984
8.	139	1983
9.	145	2014
10.	146	1958
	146	1977

HIGHEST RETURN AVERAGE

1.	26.2	1947
2.	19.8	1954
3.	18.5	2000
4.	16.6	2004
5.	15.4	1949
6.	15.1	1948
7.	14.5	1991
8.	14.1	1967

9.	13.4	1996
10.	13.2	1999
	13.2	2002

LOWEST RETURN AVERAGE

1.	3.4	1983
2.	4.5	2010
3.	4.9	1977
4.	5.3	1975
	5.3	1976
6.	5.6	1978
7.	5.8	1973
8.	5.9	1959
9.	6.0	1966
	6.0	1974

MOST TOUCHDOWNS

1.	7	2004
2.	5	2000
3.	3	1986
	3	1991
	3	1995
	3	2001
7.	2	1954
	2	1996
	2	1999
	2	2003
	2	2009

KICK RETURNS

MOST RETURNS

1.	60	2013
2.	57	2009
3.	53	1944
	53	2008
5.	49	2007
6.	45	2012
7.	44	1984
	44	2010
9.	43	1979
	43	2011

FEWEST RETURNS

1.	12	1956
2.	15	1961
3.	16	1955
4.	17	1950
	17	1949
6.	18	1992
7.	19	1951
8.	20	1993

9.	21	2016
	21	1981

MOST RETURN YARDS

1.	1,505	2013
2.	1,235	2009
	1,235	2012
4.	1,054	1970
5.	1,020	2008
6.	944	2007
7.	915	1971
	915	2011
9.	870	1979
10.	865	2010

FEWEST RETURN YARDS

1.	253	1950
2.	263	1956
3.	277	1949
4.	280	1951
5.	347	1955
6.	349	1991
7.	351	1993
8.	352	1989
9.	353	1961
10.	379	1968

HIGHEST RETURN AVERAGE

1.	27.4	2012
2.	27.2	1996
3.	25.2	2003
4.	25.1	2013
5.	24.7	1978
6.	24.1	1954
	24.1	1971
8.	23.5	1961
9.	22.7	2000
10.	22.6	1987

LOWEST RETURN AVERAGE

1.	9.3	1963
2.	10.4	1970
3.	14.2	1984
4.	14.7	1951
	14.7	1989
6.	14.9	1950
7.	15.2	1968
8.	15.9	1948
	15.9	1991
10.	16.3	1949

TEAM SEASON BESTS

MOST TOUCHDOWNS

1.	2	1954	21	1952
	2	1970	21	1971
	2	1976	21	1979
	2	1978	21	1989
	2	2012		
6.	1	1961		
	1	1970		
	1	1971		
	1	1975		
	1	1980		
	1	1996		
	1	2003		
	1	2004		
	1	2010		
	1	2013		
	1	2015		

FEWEST INTERCEPTIONS

1.	4	1957
	4	1976
	4	2008
4.	5	1963
5.	6	2011
6.	7	1997
7.	8	2016
	8	1973
9.	9	2009
	9	1998
	9	1974
	9	1970
	9	1956
	9	1947

5.	58	2016
6.	64	1958
7.	67	1964
8.	74	1959
	74	2011
10.	78	1970
	78	1974

SCORING

MOST POINTS SCORED

1.	527	2002
2.	475	2001
3.	469	2000
4.	446	2016
5.	440	2013
6.	420	1986
7.	404	1999
8.	402	1998
9.	401	1990
10.	399	1985

DEFENSE

MOST QB SACKS (SINCE 1981)

1.	52	1989
2.	50	1988
3.	49	1986
4.	48	1992
5.	47	2002
6.	45	1993
7.	44	1987
	44	1990
	44	1991
10.	42	1994

MOST INT RETURNS FOR TOUCHDOWNS

1.	6	2000
2.	5	2001
	5	1967
4.	4	1985
	4	1992
	4	2003
7.	3	1988
	3	1954
9.	2	10 times
	last:	2010

FEWEST POINTS SCORED

1.	26	1930
2.	45	1929
3.	49	1932
4.	73	1944
5.	80	1947
6.	88	1958
7.	91	1935
8.	96	1931
9.	106	1927
10.	116	1963

FEWEST QB SACKS (SINCE 1981)

1.	13	2012
2.	16	1984
3.	23	1997
4.	24	2009
	24	2000
	24	2011
7.	25	1995
8.	26	2015
9.	27	2014
	27	1981

MOST INT RETURN YARDS

1.	539	2001
2.	460	1967
3.	456	1954
4.	416	1950
5.	415	2000
6.	374	1952
7.	328	2002
8.	306	2003
9.	286	1988
10.	283	1986

FUMBLES

MOST FUMBLES

1.	49	1971
2.	48	1973
	48	1972
4.	43	1950
5.	40	1978
6.	38	1974
7.	36	1970
8.	33	1948
9.	32	1957
	32	1966
	32	1985
	32	1996

FEWEST RETURN YARDS

1.	11	1963
2.	36	2008
3.	52	1976
4.	57	1973

MOST INTERCEPTIONS

1.	34	1950
2.	28	1954
3.	27	2001
4.	26	1967
5.	23	1948
	23	2000
7.	21	1951

TEAM SEASON BESTS

FEWEST FUMBLES

1.	7	2016
2.	11	2008
	11	2012
4.	14	2009
	14	2013
6.	15	2004
7.	16	1992
	16	1963
9.	17	1955
	17	2011

FEWEST PENALTIES

1.	27	1953
2.	39	1975
3.	40	1960
4.	42	1965
5.	43	1948
6.	46	1966
	46	1978
8.	48	1967
9.	49	1969
	49	1974

MOST FUMBLES LOST

1.	26	1972
2.	24	1950
3.	22	1948
	22	1973
5.	21	1958
6.	20	1962
	20	1970
	20	1988
9.	18	1969
	18	1971
	18	1982

MOST PENALTY YARDS

1.	1,094	2015
2.	1,055	2002
3.	1,027	2003
4.	996	1991
5.	944	2001
6.	909	1992
	909	2010
8.	887	2000
9.	880	1989
10.	876	2016

FEWEST FUMBLES LOST

1.	3	2016
2.	4	2009
3.	5	2015
	5	2008
	5	1997
6.	6	1995
	6	1992
8.	7	1987
	7	2004
10.	8	1968
	8	2011
	8	2012
	8	2013

FEWEST PENALTY YARDS

1.	236	1953
2.	380	1965
3.	385	1975
4.	405	1973
5.	428	1960
6.	429	1978
7.	434	1948
8.	442	1966
9.	443	1967
10.	456	1959

PENALTIES

MOST PENALTIES

1.	124	2002
	124	2003
3.	121	2001
	121	2015
5.	119	1991
6.	107	1989
	107	2010
8.	104	1992
9.	98	1998
10.	97	2000

GAME BESTS

MIAMI

RUSHING

MOST ATTEMPTS

OPPONENT	DATE
69 East Carolina	Nov. 8, 1980
66 Florida State	Sept. 18, 1976
64 Auburn	Oct. 27, 1967

FEWEST ATTEMPTS

OPPONENT	DATE
14 Florida State	Oct. 4, 2008
16 Pittsburgh	Nov. 30, 1963
16 Boston College	Nov. 25, 2011
19 Florida State	Oct. 10, 2015
21 Pittsburgh	Oct. 23, 1965
21 Alabama	Nov. 15, 1969

MOST YARDS

OPPONENT	DATE
498 Pacific	Oct. 11, 1974
497 Spring Hill	Sept. 30, 1938
454 East Carolina	Nov. 8, 1980

FEWEST YARDS

OPPONENT	DATE
-85 Auburn	Oct. 26, 1968
-33 Florida State	Oct. 4, 1997

PASSING

MOST YARDS

OPPONENT	DATE
566 NC State	Sept. 29, 2012
485 San Diego State	Nov. 30, 1991
473 California	Sept. 15, 1990
468 San Diego State	Nov. 18, 1989
463 USF	Nov. , 2012

FEWEST YARDS

OPPONENT	DATE
-6 N.C. State	Oct. 18, 1957

MOST ATTEMPTS

OPPONENT	DATE
59 Memphis	Nov. 27, 1993
54 West Virginia	Oct. 2, 2003
53 San Diego State	Nov. 30, 1991
52 NC State	Sept. 29, 2012

MOST COMPLETIONS

OPPONENT	DATE
37 West Virginia	Oct. 2, 2003
35 Memphis	Nov. 27, 1993
33 Arkansas	Nov. 26, 1988

MOST TOUCHDOWNS

OPPONENT	DATE
6 Missouri	Oct. 1, 1988
6 Cincinnati	Oct. 22, 1988
5 Cincinnati	Oct. 13, 1984
5 NC State	Oct. 23, 2004
5 Duke	Oct. 8, 2005
5 Wake Forest	Nov. 12, 2005
5 Duke	Oct. 18, 2008
5 NC State	Sept. 29, 2012

MOST INTERCEPTIONS THROWN

OPPONENT	DATE
7 Tulsa	Dec. 1, 1944
7 Texas A&M	Dec. 8, 1944

TOTAL OFFENSE

OPPONENT	DATE	ADD'L STATS
689 UCLA	12/5/1998	371 rush, 318 pass
655 Boston College	11/23/1984	208 rush, 447 pass
651 NC State	9/29/2012	85 rush, 566 pass
646 at Duke	12/24/2012	248 rush, 398 pass
637 Savannah St.	9/21/2013	324 rush, 313 pass
621 Cincinnati	10/11/2014	335 rush, 286 pass

FEWEST TOTAL YARDS

OPPONENT	DATE	ADD'L STATS
22 Kentucky	Nov. 3, 1951	7 rush, 15 pass
87 Notre Dame	Nov. 27, 1965	-17 rush, 104 pass
111 Notre Dame	Oct. 9, 1971	60 rush, 51 pass

MOST FIRST DOWNS

OPPONENT	DATE
33 Cincinnati	Oct. 24, 1987
32 Boston College	Nov. 23, 1996
32 Kansas	Nov. 23, 1984
32 Vanderbilt	Oct. 3, 1981
32 Alabama	Dec. 7, 1963
32 Kansas	Oct. 25, 1957

MOST FIRST DOWNS, RUSHING

OPPONENT	DATE
27 Pacific	Oct. 11, 1974
24 Kansas	Oct. 25, 1957
23 Spring Hill	Sept. 30, 1938

MOST FIRST DOWNS, PASSING

OPPONENT	DATE
23 Notre Dame	Oct. 15, 1988
23 California	Sept. 15, 1990
21 Notre Dame	Nov. 30, 1985

MOST FIRST DOWNS, BY PENALTY

OPPONENT	DATE
8 Florida State	Oct. 28, 1989
5 Wake Forest	Nov. 21, 1969
5 BYU	Dec. 3, 1988
5 NC State	Sept. 29, 2012
5 North Carolina	Oct. 13, 2012

DEFENSE

MOST SACKS

OPPONENT	DATE
11 NC State	Nov. 20, 1982
11 San Diego State	Nov. 18, 1989

MOST INTERCEPTIONS

OPPONENT	DATE
7 Charleston CG	Oct. 23, 1943
7 Georgetown	Nov. 3, 1950
7 Florida	Dec. 2, 1978

MOST INT RETURN YARDS

OPPONENT	DATE
169 Fordham	Oct. 29, 1954

PUNT RETURNS

MOST YARDS

OPPONENT	DATE
199 Boston College	Nov. 25, 2000
192 Louisiana Tech	Sept. 18, 2004

KICK RETURNS

MOST YARDS

OPPONENT	DATE
273 Syracuse	Nov. 28, 1998

SCORING

MOST POINTS SCORED

OPPONENT	DATE
77 Savannah State	Sept. 21, 2013
75 Fordham	Oct. 29, 1954

MOST POINTS ALLOWED

OPPONENT	DATE
70 Texas A&M	Dec. 8, 1944

MOST POINTS SCORED IN A DEFEAT

OPPONENT	DATE
45 Boston College	Nov. 23, 1984

MOST POINTS ALLOWED IN A VICTORY

OPPONENT	DATE
45 Virginia Tech	Dec. 7, 2002

MOST POINTS SCORED, QUARTER

OPPONENT	DATE QTR
42 FAMU	Sept. 3, 2016 3rd

MOST POINTS ALLOWED, QUARTER

OPPONENT	DATE QTR
28 Syracuse	Nov. 21, 1970 2nd
28 Houston	Dec. 5, 1970 2nd

MOST POINTS SCORED IN A SHUTOUT VICTORY

OPPONENT	DATE
62 Havana	Oct. 27, 1928

MOST POINTS ALLOWED IN A SHUTOUT LOSS

OPPONENT	DATE
58 Clemson	Oct. 24, 2015

LARGEST MARGIN OF VICTORY

SCORE

OPPONENT	DATE
70 Savannah State	Sept. 21, 2013 77-7
68 Fordham	Oct. 29, 1954 75-7

LARGEST MARGIN OF DEFEAT

SCORE

OPPONENT	DATE
58 Clemson	Oct. 24, 2015 0-58

FUMBLES

MOST FUMBLES

OPPONENT	DATE
9 NC State	Nov. 5, 1971

RECORDS

GAME BESTS

MOST FUMBLES LOST

OPPONENT	DATE
5 Holy Cross	Oct. 8, 1954
5 Boston College	Oct. 25, 1958
5 LSU	Oct. 10, 1959
5 Indiana	Oct. 23, 1964
5 Maryland	Oct. 2, 1970

PENALTIES

MOST PENALTIES

OPPONENT	DATE	ADD'L STATS
23 Duke	10/31/15	194 yards
18 Boston College	11/23/91	138 yards
18 Virginia Tech	10/24/1998	160 yards

OPPONENT

RUSHING

MOST ATTEMPTS

OPPONENT	DATE
81 Oklahoma	Oct. 6, 1973
74 Pittsburgh	Oct. 23, 1965
74 Notre Dame	Dec. 1, 1973

FEWEST ATTEMPTS

OPPONENT	DATE
17 Rice	Sept. 14, 1985
18 Pittsburgh	Oct. 20, 1984
18 Louisiana Tech	Oct. 28, 2000

MOST YARDS

OPPONENT	DATE
536 Auburn	Nov. 24, 1944
472 Georgia Tech	Nov. 20, 2008
448 Notre Dame	Dec. 1, 1973

FEWEST YARDS

OPPONENT	DATE
-47 Florida A&M	Sept. 13, 1980
-32 Spring Hill	Sept. 30, 1938

PASSING

MOST YARDS

OPPONENT	DATE
513 UCLA	Dec. 5, 1998
472 Boston College	Nov. 23, 1984
447 Louisville	Dec. 28, 2013
441 Boston College	Sept. 1, 2012
440 NC State	Sept. 29, 2012

FEWEST YARDS

OPPONENT	DATE
0 SE Louisiana	Oct. 11, 1935
0 Mississippi	Oct. 26, 1951
0 Auburn	Oct. 4, 1974

MOST ATTEMPTS

OPPONENT	DATE
62 Duke	Nov. 24, 2012
60 Cincinnati	Oct. 11, 2014
59 Memphis	Nov. 27, 1993
59 Houston	Sept. 12, 1991
55 BYU	Sept. 8, 1990
55 California	Sept. 15, 1990
55 Clemson	Sept. 17, 2005

MOST COMPLETIONS

OPPONENT	DATE
40 Virginia	Nov. 10, 2012
38 BYU	Sept. 8, 1990
36 Duke	Nov. 24, 2012
35 Wake Forest	Oct. 31, 2009
35 Louisville	Dec. 28, 2013
34 Duke	Nov. 26, 2016
34 Florida	Nov. 27, 1971
34 Boston College	Nov. 23, 1984

MOST TOUCHDOWNS

OPPONENT	DATE
6 Oklahoma	Sept. 8, 2007
5 Florida	Nov. 27, 1971
5 UCLA	Dec. 5, 1998
4 Syracuse	Nov. 21, 1970
4 NC State	Oct. 23, 2004
4 NC State	Sept. 29, 2012
4 Duke	Nov. 24, 2012
4 Nebraska	Sept. 19, 2015

MOST INTERCEPTIONS THROWN

OPPONENT	DATE
7 Charleston CG	Oct. 23, 1943
7 Georgetown	Nov. 3, 1950
7 Florida	Dec. 2, 1978

TOTAL OFFENSE

MOST TOTAL YARDS

OPPONENT	DATE	ADD'L STATS
670 UCLA	12/5/1998	157 rush, 513 pass
664 NC State	9/29/2012	224 rush, 440 pass
627 Boston College	11/23/1984	155 rush, 472 pass
587 Notre Dame	10/6/2012	376 rush, 211 pass
583 Duke	11/24/2012	151 rush, 432 pass
574 Notre Dame	12/1/1973	448 rush, 126 pass

FEWEST TOTAL YARDS

OPPONENT	DATE	ADD'L STATS
-2 Spring Hill	9/30/1938	-32 rush, 30 pass
14 Florida A&M	9/13/1980	-47 rush, 61 pass
51 Miami (Ohio)	11/7/1987	-19 rush, 70 pass

MOST FIRST DOWNS

OPPONENT	DATE
34 Notre Dame	Oct. 6, 2012
33 Clemson	Oct. 24, 2015
33 Wake Forest	Oct. 31, 2009
30 Boston College	Nov. 23, 1984
30 Florida State	Oct. 13, 2001
30 North Carolina	Oct. 30, 2004
30 NC State	Sept. 29, 2012
30 North Carolina	Oct. 13, 2012
30 Duke	Nov. 24, 2012

MOST FIRST DOWNS, RUSHING

OPPONENT	DATE
24 Auburn	Nov. 24, 1944

MOST FIRST DOWNS, PASSING

OPPONENT	DATE
23 Louisville	Dec. 28, 2013
20 Boston College	Nov. 23, 1984
20 BYU	Sept. 8, 1990
19 Georgia	Oct. 18, 1963

OPPONENT	DATE
19 Penn State	Oct. 31, 1981
18 Boston College	Sept. 1, 2012

MOST FIRST DOWNS, BY PENALTY

OPPONENT	DATE
6 Virginia Tech	Oct. 24, 1992
6 Duke	Nov. 24, 2012
5 Virginia Tech	Sept. 18, 1982

PUNT RETURNS

MOST YARDS

OPPONENT	DATE
187 Vanderbilt	Nov. 14, 1948

KICK RETURNS

MOST YARDS

OPPONENT	DATE
273 Syracuse	Nov. 28, 1998
222 Tampa	Oct. 10, 1942

DEFENSE

MOST SACKS

OPPONENT	DATE
9 Florida State	Sept. 5, 2005
8 Virginia Tech	Oct. 20, 2016
7 Georgia Tech	Nov. 19, 2005
6 Virginia Tech	Sept. 23, 1995
6 Florida State	Oct. 12, 1996
6 West Virginia	Sept. 27, 1997
6 Syracuse	Nov. 20, 1997
6 USF	Nov. 19, 2011

MOST INTERCEPTIONS

OPPONENT	DATE
7 Tulsa	Dec. 1, 1944
7 Texas A&M	Dec. 8, 1944

MOST INT RETURN YARDS

OPPONENT	DATE
214 North Carolina	Nov. 14, 2009

FUMBLES

MOST FUMBLES

OPPONENT	DATE
8 Houston	Dec. 5, 1970
8 Louisiana Tech	Sept. 18, 2004
7 Boston College	Nov. 4, 1955

MOST FUMBLES LOST

OPPONENT	DATE
6 Florida State	Oct. 5, 1962
6 Tulane	Nov. 7, 1970
6 Vanderbilt	Nov. 15, 1980

PENALTIES

MOST PENALTIES

OPPONENT	DATE	ADD'L STATS
18 Kentucky	Oct. 30, 1959	148 yards

RECORDS

2017 SCHEDULE



SEP 2

BETHUNE-COOKMAN



SEP 9

@ARKANSAS STATE



SEP 16

@FLORIDA STATE*



SEP 23

TOLEDO



SEP 29

@DUKE*



OCT 12

GEORGIA TECH*



OCT 21

SYRACUSE*



OCT 28

@NORTH CAROLINA*



NOV 4

VIRGINIA TECH*



NOV 11

NOTRE DAME



NOV 18

VIRGINIA*



NOV 24

@PITTSBURGH



DEC 2

ACC CHAMPIONSHIP GAME

