


BASKETBALL

SEASON

1963-64



PERHOLES

1963-64 Schedule

DATE	OPPONENT	SITE
Dec. 3	Tampa	At Miami Beach Auditorium
Dec. 7	Florida....	At Miami Beach Convention Hall
Dec. 10	Santa Clara.....	At Santa Clara, Calif.
Dec. 12	St. Marys.....	At St. Marys, Calif.
Dec. 14	Nevada.....	At Reno, Nevada
Dec. 17	San Francisco...	At Miami Beach Conv. Hall
Dec. 19	Rollins	At Miami Beach Auditorium
Dec. 27-28	Hurricane Basketball Classic.....	At Miami Beach Conv. Hall (Princeton, Army, Syracuse, Miami)
Jan. 4	Rhode Island....	At Miami Beach Conv. Hall
Jan. 8	Jacksonville	At Jacksonville, Fla.
Jan. 9	Florida.....	At Gainesville, Fla.
Jan. 11	Florida State.....	At Tallahassee, Fla.
Jan. 18	Memphis State..	At Miami Beach Auditorium
Jan. 23	LaSalle.....	At Miami Beach Conv. Hall
Jan. 28	Rollins	At Winter Park, Fla.
Jan. 29	Tampa	At Tampa, Fla.
Jan. 31	Stetson	At Deland, Fla.
Feb. 1	Florida Southern	At Lakeland, Fla.
Feb. 4	Jacksonville	At Miami Beach Auditorium
Feb. 10	Creighton.....	At Miami Beach Auditorium
Feb. 13	Houston.....	At Houston, Texas
Feb. 15	Loyola of The South....	At New Orleans, La.
Feb. 18	Florida Southern	At Miami Beach Aud.
Feb. 22	Stetson	At Miami Beach Conv. Hall
Feb. 29	Florida State....	At Miami Beach Conv. Hall

1962-63 Results

91	Florida	87(OT)	71	Houston	70
72	at Boston Col.	69	78	at Tampa	76
88	at Rhode Island	80	120	at Rollins	72
82	at Providence	75	64	at Stetson	66
116	Fla. Southern	93	99	at Fla. Southern	83
71	Duke	69	112	Jacksonville	105
94	†Cornell	74	94	Louisville	84
86	†Pittsburgh	85	144	Rollins	75
67	at St. Johns	59	77	Loyola (N.O.)	84
76	at LaSalle	78	112	Tampa	91
103	at Jacksonville	91	99	Florida State	70
86	at Florida	77	75	Stetson	60
74	at Florida State	77(OT)	71	*St. Francis	70
91	St. Peters	75	96	*Providence	106

†Hurricane Classic

*N.I.T.

Florida Intercollegiate Conference Games In **Bold Face**

On front cover, l to r, Dampier, Barry, Grob, Beckner, Butts.



Dr. Henry King Stanford
PRESIDENT



Andy Gustafson
ATHLETIC DIRECTOR

Basketball Coach **BRUCE HALE**
Assistant Coach **RON GODFREY**
Freshman Coach **DICK HICKOX**
Trainer **DAVE WIKE**
Business Manager **ART LASKEY**

Sports Publicity
GEORGE GALLET **WILBERT BACH**



Bruce Hale
HEAD COACH

Three trips to national post season tournaments, six Florida Intercollegiate Conference championships and one tie, 148 victories against 79 defeats are statistics enough to prove the coaching skill of Bruce Hale at the University of Miami.

Year after year the personable Hale takes a numerically small squad and moulds it into a formidable array. He missed having a winner in his first year when he settled for a 9-11 season and two years later he broke even but his other squads have had records ranging from 14-12 on up to 23-4.

Hale is a firm believer in offense and in 1958-59 his team had the highest scoring average in the land, last year's outfit was second, several have been in the first 10.

The Miami coach did his college playing for Santa Clara. As an Air Force captain in World War II, he played on the famed Five by Five team in Miami Beach. He coached Wright Air Field Base to the service championship. Ten years of pro basketball followed. He was on the All World team of 1945, coached the Chicago Gears to the national title in 1946, later coached the Indianapolis pro team.

The Outlook

Four starters, the top reserve and a promising rookie from the frosh squad are missing from Miami's roster this year and no one expects the Hurricanes to duplicate their 23-5 mark of a year ago. How far off that record they come is something else again.

Rick Barry, who earned All America mention as a sophomore forward last year, is a shade taller, noticeably heavier than he was. A year's experience will have made him one of the nation's best players.

Of the returning veterans, Wayne Beckner is first class for a forward while Bernie Butts and Larry Kessler together have the potentiality to take up the slack at one guard spot.

Mike McCoy, 7 foot 1 inch center, will be hard to replace but Charles Grob, 6 feet 8 and Don Patrican, an inch shorter, do have more maneuverability though neither can match McCoy's shooting skill.

Coach Hale is banking heavily upon junior college transfer John Dampier, 6 feet 3, to give Miami the tall guard it has lacked. He is an excellent shot. From Stewart Marcus, Clark Connors, John Bates and Bob Green, sophomores, Hale will fashion his replacements — and perhaps pick up a surprise starter. The Miami coach is a past master at finding hidden skills on his squad and turning apparently ordinary players into front ranked stars.

The players each averaged 11.4 points or better for Miami a year ago and it does not appear possible that that condition can be repeated with the material now available.

However, the current squad does have better overall team speed and appears to be much smoother in ball handling than the 1962-63 outfit which made plenty of mistakes — but could overcome or offset them through sensational shooting.

The scoring punch may be concentrated among fewer players but there are enough of them to make it seem probable that the upcoming Hurricanes will be in the upper brackets of scoring nationally.

Though the towering McCoy is gone, the rebounding is in good hands and the Hurricanes should be able to control the boards in most of their games.

Board control, good shooting, satisfactory team speed—and Rick Barry, plus a comparatively young and eager squad could mean another winning year for Bruce Hale, who expects it that way.

1963-64 Roster

NO.	NAME	POS.	HGT.	WGT.	AGE	YR.	HIGH SCHOOL	HOME TOWN
12	*Larry Kessler.....	G	6-1	175	20	Jr.	Columbus	Bronx, N.Y.
13	*Bernie Butts.....	G	6-0	185	22	Sr.	Hialeah	Hialeah
15	*Charles Holiber.....	F	6-4	215	21	Sr.	Tilden	Brooklyn, N.Y.
20	Clark Connors.....	F	6-4	200	19	So.	Merion	Merion, Pa.
22	John Bates.....	F	6-6	185	19	So.	Jackson	Miami
24	*Rick Barry.....	F	6-7	200	19	Jr.	Roselle Park	Roselle Park, N.J.
25	Bob Green.....	G	6-2	180	19	So.	Vincennes	Vincennes, Ind.
31	John Dampier.....	G	6-3	185	23	Jr.	Muncie	Muncie, Ind.
32	*Wayne Beckner.....	F	6-5	185	20	Jr.	Flora	Flora, Ind.
33	Don Patrican.....	C	6-7	215	20	So.	Gloucester	Gloucester, Mass.
34	Charles Grob.....	C	6-8	245	20	So.	Roselle	Roselle, N.J.
45	Stewart Marcus.....	F	6-4	210	20	So.	Miami Beach	Miami Beach

*Returning Letterman

The Opposition

University of Tampa, Tampa, Fla.

Dec. 3, Auditorium; Jan. 29 at Tampa.

Coach, Bob Lavoy. Five year record, W 52, L 82.

1963 record—W 10, L 14. Points, 1808, Opp. 1880.

1963 vs. Miami—UM won 78-76 and 112-91.



Hurricanes Force Wild Shot

All time series, UM leads 34-8 in games, 3203-2726 in points.

Starters Don Boyt, John Pellegrino graduated. All State George Shary and starters Chuck Andrews and Jim Stephenson join two ace transfers and fine new material to make Tampa's hopes for '63 high.

University of Florida, Gainesville, Fla.

Dec. 7, Convention Hall; Jan. 9 at Gainesville.

Coach Norman Sloan. Eleven year record, W 166, L 104.

1963 record—W 12, L 14. Points, 1943, Opp. 1975.

1963 vs. Miami—UM won 91-87 (OT), and 86-77.

All time series, Florida leads 29-17 in games, 3091-2776 in points.

Great 1963 sophomore guards Brooks Henderson and Tom Baxley are back along with five other lettermen, plus Paul Morton, star of two years back. Sophs Richard Peek, 6-11, and Gary Keller, 6-9, add the height needed and these Gators should be Sloan's best.

Santa Clara University, Santa Clara, Calif.

Dec. 10, at Santa Clara.

Coach Dick Garibaldi. One year record, W 16, L 9. 1963 record, W 16, L 9. Points 1740, Opp. 1673.

Santa Clara won previous game, 66-65.

Santa Clara is rebuilding around Bruce Asch, forward; Joe Meagher, Russ Vrankovich, guards. Has one outstanding sophomore guard in Eric Paulson. John Turner, 6 foot 7 inch center, makes the team dangerous.

St. Marys College, St. Marys, Calif.

Dec. 12, at Richmond, Cal.

Coach, Michael Cimio. One year record, W 14, L 11. 1963 record—W 14, L 11. Points 1812, Opp. 1766.

This is the first game between the teams.

Team ace Steve Gray graduated. Carosielle, 6 foot 7 inch center, may be the man around whom the team is rebuilt. Starters will be juniors and seniors but a high scoring player is sorely needed.

University of Nevada, Reno, Nev.

Dec. 14, at Reno, Nev.

Coach, Jack Spencer. 10 year record, W 131, L 109. 1963 record—W 11, L 13. Points 1592, Opp. 1695.

This is the first meeting between the teams.

Four lettermen return. Bill Robinson, 6 feet 5, who averaged 26.2 points but was out the second semester, and Bob Dolan, 6 foot guard, could give this team good scoring punch. However, only Robinson and Soph Bill Nicholson, 6 feet 5, have any height.

University of San Francisco, San Francisco, Calif.

Dec. 17, Convention Hall.

Coach, Pete Peletta. Three year record, W 45, L 35.

1963 record, W 18, L 9. Points 1807, Opp. 1575.

Miami won previous game, 68-56.

Nine players from the 1963 West Coast Conference champs plus eight from the frosh who had a 21-1 record are back from the team already tabbed as No. 1 in the west, one of the tops in the nation. Ollie Johnson averaged 17.3 points a game with a 56.7% field goal average as a soph and is an All America candidate. He is 6 feet 8. This probably is Miami's toughest foe.

Rollins College, Winter Park, Fla.

Dec. 19, Auditorium; Jan. 28, Winter Park.

Coach Boyd Coffie. One year record, W 1, L 19.

1963 record—W 1, L 19. Points 1323, Opp. 1794.

1963 vs. Miami, UM won 120-72 and 144-75.

All time series, UM leads 31-13 in games, 2962-2442 in points.

Three starters graduated but more new material is available than for some time. Phil Hurt and Butch Hearn are capable veterans but team will be inexperienced and needs more height. It has desire.

University of Rhode Island, Kingston, R. I.

Jan. 4, Convention Hall.

Coach, Ernie Claverley. Six year record, W 71, L 75.

1963 record—W 15, L 11. Points 2067, Opp. 1992.

1963 vs. Miami, UM won 88-80.

All time series, UM leads, 2-0 in games, 168-150 in points.

Six vets return, topped by Steve Chubin, 6 foot 3 scoring ace, and Frank Nightingale, 6 foot 7 center. Jim Cymbala, lightning fast guard transfer from Navy and Mike Fitzgerald, 6 ft. 2 sophomore, are highly regarded on what should be an improved Rhode Island team.

Jacksonville University, Jacksonville, Fla.

Jan. 8 at Jacksonville, Feb. 4 in Auditorium.

Coach, Richard Kendall. 3 year record, W 38, L 35.

1963 record—W 12, L 12. Points 2197, Opp. 2075.

1963 vs. Miami, UM won 103-91 and 112-105.

All time series, UM leads 11-1 in games, 1091-1026 in points.

Though Roger Strickland is lost, the Dolphins expect to be better. Ralph Tiner, 22.1 pts. per game last year, is the center of a great attack. Though the team has only three lettermen, such newcomers as Dick Pruet, 6 ft. 9, Ed Johnson and Tony Bumbico look like brilliant acquisitions.

Florida State University, Tallahassee, Fla.

Jan. 11, in Tallahassee; Feb. 29, Convention Hall.
Coach, J. K. Kennedy. 15 year record, W 192, L 173.
1963 record, W 15, L 10. Points 1744, Opp. 1680.
1963 vs. Miami. FSU won 77-74, Miami won 99-70.
All time series, UM leads 15-12 in games, 2198 to 2020 in points.

The Seminoles weren't supposed to be much last year, wound up 15-10. Charlie Long is only important loss. Vets who developed fast a year ago plus brilliant sophs like 6 ft. 8 inch Bob Gemming, equally tall Bill Peacock and hot shot Ken Leakey make this year's squad bigger and faster and even Coach Bud Kennedy thinks it might be his best.

Memphis State University, Memphis, Tenn.

Jan. 18, Convention Hall.

Coach, Dean Ehlers. One year record, W 19, L 7.
1963 record—W 19, L 7. Points 1967, Opp. 1798.
Memphis State won previous game, 79-71.

Seven of 11 lettermen return. Chief loss, Hunter Beckman, 482 pts., 193 rebounds. Bob Neumann who averaged 22.1 points in eight games before being hurt last year, will take up any scoring slack and there are lots of good rebounders left on this fine team. George Kirk, guard, will star.

LaSalle College, Philadelphia, Pa.

Jan. 23, Convention Hall.

Coach, Robert W. Walters, first year.
1963 record, W 16, L 8. Points 1791, Opp. 1606.
1963 vs. Miami—LaSalle won 78-76.

All time series, LaSalle leads 4-1 in games, 409-372 in points.

Six lettermen return. Chief losses, Bill Raftery, Tony Abbott, Frank Corace, leading scorer and a member of the great rebounding trio which included Walt Sampson, and George Sutor, give a great rebuilding nucleus.

Stetson University, Deland, Fla.

Jan. 31, at Deland; Feb. 22, Convention Hall.

Coach, Glenn Wilkes. Six year record, W 98, L 67.
1963 record—W 15, L 13. Points 1969, Opp. 1928.
1963 vs. Miami, Stetson won 66-64, Miami won, 75-60.

All time series, UM leads 30-27 in games, 3501-3370 in points.

Stetson has seven veterans back, key losses being Lamar Deaver, 6 ft. 7 leading scorer and rebounder, and Floyd Gladden, guard. Bill Pickens, 6 ft. 9 transfer from Georgia Southern, will give team height it lacked and is rated above Deaver as a rebounder.

Florida Southern University, Lakeland, Fla.

Feb. 1, at Lakeland; Feb. 18, Auditorium.

Coach, Tom Greene. 13 year record, W 169, L 133.
1963 record—W 15, L 10. Points 2035, Opp. 1911.
1963 vs. Miami, UM won 116-93 and 99-83.

All time series, UM leads 47-7 in games, 3459-2849 in points.

Seven of 11 lettermen return, headed by Tim Eisnaugle, team's most valuable player last year. With no player taller than 6 feet 6, the Mocs will have trouble against some foes.

Creighton University, Omaha, Neb.

Feb. 10, Auditorium.

Coach, John J. McManus. Four year record, W 56, L 46.

1963 record—W 14, L 13. Points 2045, Opp. 1874.
This is the first meeting between these teams.

Six lettermen from 1963 plus one from 1962 return. Ace is Paul Silas, 6 ft. 7 center, leading rebounder in nation last year with 20.6 per game and 21.2 scoring average. Starting team includes Silas, Elton McGriff, 6 ft. 8; Tom Apke and Loren James, 6 ft. 5 each, and Tom Potter, 6 ft. McGriff is a transfer from San Francisco.

University of Houston, Houston, Tex.

Feb. 13, at Houston.

Coach, Guy V. Lewis. 7 year record, W 97, L 86.
1963 record—W 15, L 11. Points 1569, Opp. 1439.
1963 vs. Miami, UM won 71-70.

All time series, UM leads 4-3 in games, Houston in points 537-524.

Lyle Harger, great center and two reserves graduated. Team will be stronger everywhere except at center where Harger will not be replaced this season.

Loyola University, New Orleans, La.

Feb. 15, at New Orleans.

Coach, Bill Gardiner. 17 year record, W 204, L 218.
1963 record—W 12, L 11. Points 1577, Opp. 1543.
1963 vs. Miami, Loyola won 84-77.

All time series, Miami leads 5-4 in games, Loyola in points, 724-679.

Everybody is back from a team which soundly thumped Miami in Miami Beach Auditorium a year ago. Two fine sophomores, Don Kalowiski, 6 ft. 4, forward, and Bill Broderick, 5 ft. 10 guard, may win first team berths. The Wolfpack could use some extra height—Gene Turni, 6 ft. 7, is tallest.

Hurricane Classic

University of Miami took over sponsorship of this event in 1958 and each year it has grown in interest. Host Miami has been champion three times in past tournaments, runner up twice.

Army, which played in the 1960 tournament, makes its second appearance this year. Princeton, which has met Miami in regular season play, makes its tournament debut while Syracuse, which never has faced Miami in basketball, rounds out the field.

In the opening round in Miami Beach Convention Hall Dec. 27, Princeton will meet Syracuse while Miami faces Army. Finals will be played in the same place Dec. 28.

Rundown on the visiting teams in this year's tournament follows:—

Army, West Point, N.Y.

Coach, Taylor Locke, first season.

1963 record, W 8, L 11. Scored 1174 pts., opp. 1217.

All time series, Miami leads 2-0 in games, 174-156 in points.

New coach Taylor Locke brings up the brilliant frosh squad which he coached to a 17-10 record last year. Mike Silliman, 6 foot 6 high school All America, and Bill Helkie, 6 foot 4, are sophs who seem sure to be starters. Joe Kosciusko, out of the first half of 1962-63 because of a knee operation; John Ritch, 6 foot 7 center out much of last year with a broken hand, and Dick Murray, 6 foot 4 who had a hand operation, are strong candidates. Dick Chilcoat, 6 foot 1 inch guard and captain, heads the 6 man letterman delegation. Three lettermen graduated.

Princeton, Princeton, N.J.

Coach, William van Breda Wolff. W 223, L 83 in 12 years.

1963 record, W 19, L 6. Scored 1833 pts., opp. 1574.

All time series, each won once, Princeton leads 97 to 92 points.

Princeton lost starters Art Hyland, Bill Harlow from the 1963 Ivy League champions but retains brilliant Junior Bill Bradley, fourth in U.S. scoring with 27.3 average, second in free throw percentage with .893. Bill Howard, center, is captain. Bradley, 6 foot 5, and Juniors Donald Niemann and Ken Shank, 6 foot 6, are tallest men on team which may suffer from lack of height but with Bradley around, again is formidable. The team has a solid defense.

Syracuse, Syracuse, N.Y.

Coach, Fred Lewis, W 97, L 51 in 6 years.

1963 record, W 8, L 13. Scored 1302 pts., opp. 1431. Has not played Miami in basketball.

Lewis retains three of top four scorers from his first Syracuse team but has seven hot shot sophomores topped by 6 foot 9 inch Rex Trobridge, and Dave Bing, 6 foot 3 inch, all around whiz. Chuck Richards, 6 foot 8 transfer from Army is sure to get a starting spot on a Syracuse team which may keep only one or two of its five lettermen as starters.

Here is how the tournament has gone in the past:—

December 29, 30, 1958, Miami Beach Auditorium

First round:—Miami, Ohio, 75; New York U, 55.
Miami, Florida, 74; Tulane, 72.

Third place:—New York U, 77; Tulane, 47.

Championship:—Miami, Ohio, 89; Miami, Florida, 87. Overtime.

First night attendance, 2,342. Second night, 2,450.

All star team:—Ramsey, New York, Thomas, Miami, Ohio, forwards; Hickox, Miami, Florida, Hamilton, Miami, Ohio, guards. Center, tie between Wingard, Miami of Ohio, and Klinker, Tulane.

Most valuable, Hamilton.

Vern Lawson, entering as a sub, broke the Miami of Ohio-New York U game wide open. The Ohioans led only 31-26 at halftime, but Lawson hit for 15 points and their margin mounted to 75-55 despite Tom Sanders' 14 rebounds. U of Miami's sophomores had little trouble with Tulane, 94-72, as Hickox had 20 points and Harry Manushaw, 16 rebounds.

New York U walked away with the third place game, dumping Tulane 77-47 when the Greenies hit only 14 of 57 field goals as Cal Ramsey scored 27 points, took 16 rebounds.

A great second half by Ron Godfrey kept the Hurricanes in the game against Miami of Ohio for the title. Ron made 24 of his 26 points in the second half but the more experienced Ohioans broke ahead in the extra period and hung on with Jim Thomas tallying 25 points.

December 28, 29, 1959, Miami Beach Auditorium

First round:—Xavier, 86; Florida, 74.

Miami, 110; Brigham Young, 93.

Third place:—Brigham Young, 74; Florida, 65.

Championship:—Miami, 87; Xavier, 69.

First night attendance, 3,009. Second night, 3,346.

All star team:—Godfrey, forward, Hickox, guard, from Miami; Thobe, center from Xavier. Tied for other

positions:—Miller and Earnest, guards, Brigham Young; Castelle and Kirvin, forwards, Xavier.

Most valuable, Hickox.

Xavier of Ohio slugged Florida 86-74 and Miami routed Brigham Young 110-93 in easy first round games. Miami's 110 points and Dick Hickox 34 in the same game are still tournament records.

In the third place fight, Brigham Young took an early jump and gradually opened up a 74-65 gap on Florida as Eastis hit for 21 points.

Miami had a near perfect game against Xavier and Hickox made 26 more points for the tournament 2 game scoring record still standing. Miami was in front 39-28 at half time and never was in trouble.

Dec. 28, 29, 1960, Miami Beach Convention Hall

First round:—Holy Cross, 68; Tennessee, 67.

Miami, 82; Army, 75.

Third place:—Tennessee, 88; Army, 71.

Championship:—Miami, 77, Holy Cross, 71.

First night attendance, 4,116; Second night 4,305.

All star team:—Sager, Army and Foley, Holy Cross, forwards; Fisher, Tennessee, center; Shea, Holy Cross, Hickox, Miami, guards.

Most valuable, Hickox.

Holy Cross jumped to a 43-35 lead over Tennessee, then had to stave off a late sharp shooting rally by the Vols who were just shy, 68-67 at the finish. Thompson's 20 rebounds and Shea's 11 free throws in 12 tries did it. The Miami-Army game was just the opposite. The Hurricanes were ahead only 39-38 at half time but Ron Godfrey's 14 second half points sent Miami home an 81-75 winner.

Tennessee never gave Army a chance, winning 88-71 for third place though Sherard of the losers tried hard with 27 points.

Miami led Holy Cross 37-36 after a blistering first half with Bruce Applegate keeping in the game with six first half field goals. He tallied 13 second half points and when Godfrey added 12, Miami was home, 77-71.

December 28, 29, 1961, Miami Beach Auditorium

First round:—Temple, 70; Minnesota, 66.

Miami (Florida) 83; Miami (Ohio), 73.

Third place:—Minnesota, 98; Miami (Ohio), 64.

Championship:—Temple, 85; Miami (Florida), 67.

First night attendance, 2,973. Second night, 3,047.

All star team:—Benson, Miami, Ohio, and Magdanz, Minnesota, forwards; Gordon, Temple, center; Cohen, Miami of Florida, and Drysdale, Temple, guards.

Most valuable:—Drysdale.

Minnesota's power and Temple's smoothness made for an opening round thriller. The Gophers led 37-32 at half time, were apparently home safe late in the game when Dave Koskinen hit a hot streak to boost his night's output to 23 points—and a 70-66 Temple win.

Host Miami and Miami of Ohio had a wild first half, with the home forces ahead 44-40. Then Ken Allen hit six second half goals and broke it open for an 83-73 Hurricane win.

The Ohioans never had a chance against the Gophers who led 34-23 at half time, added 64 second half points to win 98-64.

The green Hurricanes dropped steadily behind Temple from the start, going down 40-31 at half time and finishing on the second side of an 85-67 count. Drysdale gave a beautiful performance for 28 points. Ken Allen was hot in the first half for 15 points, Julie Cohen for 14 in the second half but the Hurricanes were never a real threat.

Dec. 27, 28, 1962, Miami Beach Convention Hall

First round:—Pittsburgh, 96; Louisiana State, 73.

Miami, 94; Cornell, 74.

Third place:—Louisiana State, 55, Cornell, 48.

Championship:—Miami, 86, Pittsburgh, 85.

First night attendance, 5,116. Second night, 5,402.

All star team:—Rick Barry, Miami, Brian Generalovich, Pittsburgh, forwards; Mike McCoy, Miami, center; Dave Roman, Pittsburgh, Elias Cooper, Louisiana, guards.

Most valuable, Rick Barry.

Maury Drummond made 17 first half points to keep LSU within hailing distance of Pittsburgh at 46-38 but Maury was stifled in the final 20 minutes while nine Panthers scored to run it up, 96-73.

Rick Barry made 25 rebounds to frustrate Cornell. The first half was tight, 39-37, but the Hurricane ball control made it an easy 94-74 margin at the finish.

LSU struggled to a 29-27 margin at half time over Cornell in a tight defensive duel and kept the pressure on for a 55-48 victory.

Mike McCoy for Miami and Brian Generalovich for Pitt each made 14 first half points but Miami had a little better all around scoring to lead 43-38. Dave Roman went wild in the second half with 21 points but Rick Barry took the rebounds on most of the missed and Miami hung on to win 86-85. The Hurricanes hit on 17 of 19 second half free throws, Pitt on 11 of 12. Barry got 17 of the 58 rebounds recovered by both teams.

Player Sketches

RICK BARRY, junior letterman, 6 ft. 7, 200 lbs. HS coach, Tom Murtha. Business Administration major. Great in all phases of play. Rick, though a sophomore, was rated second best visiting basketball player to appear in New York area last year. He was All America honorable mention. A shade taller, his apparent slightness disappearing beneath just the right weight, Rick seems headed for another great year. He's rough under both boards, can score from anywhere—and does. A mid season injury cut down his statistics a year ago. Scored 31 points at Florida, had 25 rebounds against Cornell for top performances. His 1962-63 record:

Year	Games	FG	Pct.	FT	Pct.	Reb.	Pts.	Ave.
1962-63	24	162	.475	131	.829	14.6	455	19.0



BARRY



BECKNER

WAYNE BECKNER, junior letterman, 6 feet, 185 lbs. HS coach, Frank DeBricker. Education major. The aggressive Beckner improved sharply during the year, sparkled in the NIT competition to show he is well equipped to be a starter at forward. He moves effectively and handles himself in fine style under the boards, where his timing is excellent. He can hit from close in or outside. He tallied 12 points on Providence in the NIT competition and grabbed five rebounds but his best games were against Rollins. In one, he hauled down 24 rebounds, in the other, he put 22 points on the scoreboard for Miami. His record:

Year	Games	FG	Pct.	FT	Pct.	Reb.	Pts.	Ave.
1962-63	27	64	.451	28	.651	119	156	5.8

BERNIE BUTTS, senior letterman, 6 ft., 185 lbs. HS coach, Roy Brawner. Business Administration major. Bernie transferred to Miami after a year on the varsity squad of Kentucky and spent much of last season adjusting to the Miami style of play and getting back the momentum he lost through the transfer. He appears set to again display the floor skill, ball handling ability and shooting wizardry which made him a high school great. He started slowly last year but had a 17 point game against Rollins, plus six rebounds. He scored eight in the Providence finale in Madison Square Garden and did an outstanding job during Miami's great rally in that game. His 1962-63 record:

Year	Games	FG	Pct.	FT	Pct.	Reb.	Pts.	Ave.
1962-63	25	46	.460	42	.720	45	134	5.3



BUTTS



KESSLER

LARRY KESSLER, junior letterman, 6 ft., 175 lbs. HS coach, Roy Rubin. Education major. Larry is fast, an adept dribbler and has lots of basketball savvy. However, he has not always put all of his ability to the best use and hence saw comparatively little service last year. He has lots of potential and is the type of player who can break a tight, static game wide open with his floor tactics. Bruce Hale is hoping that Kessler will hit his real stride this year to give the team an additional threat. Kessler scored in double figures four times late in 1963, hitting for 13 points and 8 rebounds against Rollins. His speed is a real asset. His 1962-63 record:

Year	Games	FG	Pct.	FT	Pct.	Reb.	Pts.	Ave.
1962-63	27	31	.433	39	.750	28	101	3.6

CHARLES GROB, sophomore, 6 feet 8, 245 lbs. HS coach, Ralph Arminio. Business Administration major. Grob is the tallest and heaviest man on the squad and gets the first chance to take over for Mike McCoy at center. It is a big job but the New Jersey rookie is a lot closer to filling it than appeared to be the case on the basis of his performance a year ago. He has trimmed off a chunk of excess weight which has added considerably to his speed without cutting down his effectiveness in the under basket scrambles. Grob is an aggressive player, has shown flashes of fine scoring power close in. However, he has had a little trouble adapting to the Hurricane style of play and may need some further seasoning.




GROB

PATRICAN

DON PATRICAN, sophomore, 6 feet 7, 215 lbs. HS coach, Robert Welch. Business administration major. Don will share the center chores with Grob according to present plans though he can maneuver well from the forward position. He is just a shade smaller than Hale would like for a center as the Hurricanes are due for competition against a flock of tall teams this year and will need all the height they can command. Patrican is the type of player who should develop well under Hale's tutelage and it would be no surprise to see him take over a starting post somewhere in the lineup. He has shown good ability as a team player and might fit in well as forward. He is a promising rebounder and is improving in his shooting.

CHARLES HOLIBER, senior letterman, 6 ft. 4, 215 lbs. HS coach, Jerry Gold. Business Administration major. Charley has been a little used reserve in his U. of Miami basketball career and appears to be in line for another year in which his greatest services to the squad are on the practice floor. Actually, he is a pretty rugged athlete, can hold his own in the under the basket melees. He had the best night of his UM career against Rollins last year when he hit on two of five from the field and rolled in seven of eight on free throws, which is acceptable in any competition. His two-year mark for the U of Miami Hurricanes:

Year	Games	FG	Pct.	FT	Pct.	Reb.	Pts.	Ave.
1961-62	14	5	.347	8	.728	25	18	1.3
1962-63	12	3	.250	7	.778	11	13	1.4



HOLIBER

CONNORS

CLARK CONNORS, sophomore, 6 ft. 4, 200 lbs. HS coach, Larry Davis. Business Administration major. Clark did an effective job as a freshman last year but does not appear quite ready to make a really strong bid for a starting shot as yet. He is a good team man, can be counted on to handle reserve assignments in a capable manner. He is a fair shot, with a good jump shot from around the 20 foot mark. Clark is an aggressive player who has merited favorable comment from the coaches over the manner in which he works under the boards. He could be a comer who might be a real sparkler in another year or so. He wasn't too much in evidence at the start of fall practice but just before the opener, began to improve.

JOHN DAMPIER, junior, 6 ft. 3, 185 lbs. HS coach, John Longfellow. Physical Education major. This fleet, high scoring, ball hawking lad could be a tremendous shot in the arm for Miami's basketball fortunes this year. He was one of the finest in the land in two years as a junior collegian and would be a perfect foil for Miami's strong front line type of attack as a junior collegian. John showed remarkable skill in getting the ball down the floor—and then having that extra sense which made him able to know whether to handle the scoring chore himself or rifle the pass which would set up the scoring play. He rates as a top prospect and much of Miami's hopes this year will ride on his success in fitting into the Miami style of play.



DAMPIER



MARCUS

STEWART MARCUS, sophomore, 6 ft. 4, 210 lbs. HS coach, Charles Fieldson. Business Administration major. Stewart was a fabulous shot in high school and matched his scoring skill with sparkling work under the boards. He is most effective with a one hander from 10 or 12 feet out. In play last year, he continued his excellent rebounding. He has a fine sense of timing which allows him to outrebound players considerably taller than he is. He had a bit of trouble keeping up with his high school scoring pace but Coach Hale believes this is a temporary matter, counts on using him extensively this season. He caught fire soon after fall practice got under way and Marcus could be a starter, probably in a forward position.

BOB GREEN, sophomore, 6 ft. 2, 180 lbs. HS coach, John Dotson. Education major. Bob showed the most improvement of any freshman player during the 1962-63 campaign. He took a while to adjust to the high speed, high scoring tactics which have worked so well in University of Miami basketball but eventually he found his niche and wound up the campaign starting in most of the games. Not a high scoring player himself, he passes well, has developed the knack of being in the right place to feed off for the scoring play. He keeps on moving up and though he starts this year with a reserve tag, he's going to see quite a bit of action and that may be all he needs. He has proven receptive to coaching, plays hard.



GREEN



BATES

JOHN BATES, sophomore, 6 feet 6, 185. HS coach, Bill Hecht. Education major. John was one of Dade County's better players in his senior year at Miami Jackson where he was the main-spring for his team both in scoring and in rebounding. He is well along the trail in the inevitable adjustment necessary in making the jump from high school to college play. Hale should be able to fit him into the U. of Miami style of action since John has good speed, can get well off the floor for rebounds and should be able to do his share of scoring. He could use a few more pounds to overcome his slightness. Until he does become more rugged, he'll probably see only spot duty, but Bates has the equipment for future stardom.

1962-63 Varsity Statistics

PLAYER, Pos.	No. Games	FIELD GOALS		FREE THROWS	Shots Made	Shots Missed	REBOUNDS		PER FOULS		POINTS	
		Atts.	Made	Atts.	Pct.		No.	Avg.	No.	Dis.	No.	Avg.
*Mike McCoy, C	28	530	237	447	.530	345	350	12.5	85	4	554	19.8
Rick Barry, F	24	341	162	.475	158	206	351	14.6	56	1	455	19.0
*Jack Spisak, F	28	300	143	.477	109	177	243	8.7	72	3	375	13.4
*Carl Stavretti, G	28	304	153	.500	50	166	77	2.8	57	1	340	12.1
*Ken Allen, G	28	272	120	.441	100	172	70	2.5	75	4	320	11.4
Wayne Beckner, F	27	142	64	.451	43	93	119	4.5	47	1	156	5.8
Bernie Butts, G	25	100	46	.460	60	72	45	1.8	42	0	134	5.3
Larry Kessler, G	27	75	31	.413	52	57	28	1.0	22	0	101	3.6
*Lee Woods, G-C	20	53	23	.434	26	43	65	3.3	25	0	59	3.0
Charles Holiber, F	9	12	3	.250	9	11	11	1.2	8	0	13	1.4
*Greg Meyer, G	2	2	1	.500	0	1	1	.5	1	0	2	1.0
Team rebounds							200					
Miami Totals	28	2151	982	.457	739	1363	1559	55.7	490	14	2509	89.6
Opponents	28	2021	880	.435	651	1351	1155	41.2	532	30	2201	78.6

*Not returning

Scores Year-By-Year

1926-27 (Freshman Team)		1931-32	
ART WEBB, Coach		TOM McCANN, Coach	
Rollins	20	Team played independent teams and junior colleges. Won 17, lost 1 and won South Florida AAU title.	
YMCA	11		
St. Petersburg YMCA	23		
Havana	28		
Oglethorpe	26		
Stetson	18		
Florida Southern	24		
Florida	20		
W 7, L 1	170		
1927-28		1938-39	
ART WEBB, Coach		HART MORRIS, Coach	
Rollins	15	Havana	34
Stetson	25	Havana	40
at Rollins	32	Rollins	29
at Stetson	32	Rollins	49
at Florida Southern	40	at Rollins	39
Havana	14	at Rollins	42
Volks AC	42	at Mercer	56
at Florida	39	at Georgia	41
at Sebring AC	23	Jewish Progressive AA, Atlanta	39
Florida Southern	18	at Albany, Ga. Blues	53
Mi. Beach Canoe Club	21	W 4 L 6	422
Mi. Beach Canoe Club	9		
W 8, L 4	310		
1928-29		1939-40	
TOM McCANN, Coach		HART MORRIS, Coach	
Rollins	15	Stetson	33
Havana	26	Stetson	39
Ponce de Leon	12	Rollins	51
Miami Beach	18	Rollins	38
Stetson	13	at North Carolina State	46
Agoga	19	at Wake Forest	46
Rollins	13	at Elon	58
Florida Southern	39	at Florida	36
Stetson	20	at Florida	53
Church League All Stars	23	at Florida Southern	31
Turner's Sport Shop	23	at Rollins	56
Turner's Sport Shop	17	at Stetson	49
Florida Southern	29	at Stetson	46
Junior C. of C.	24	at Florida Southern	30
Agoga	33	*Eastern Air Lines	25
Junior C. of C.	28	*Boynton	29
Redland	11	*Pi Chi	29
City Hall	20	*Freshmen	39
Turner's Sport Shop	36	W 8, L 12	824
W 13, L 6	419	*—Gold Ball Tournament	
1930-31		1940-41	
ART WEBB, Coach		HART MORRIS, Coach	
Turner's Sport Shop	33	Stetson	46
Rollins	32	Stetson	51
Rollins	39	YMHA	39
Florida Southern	24	Rollins	29
Stetson	36	Rollins	41
at Sebring Firemen	35	at Florida Southern	43
at Stetson	37	at Rollins	35
at Florida Southern	40	at Stetson	45
at Rollins	29	Florida Southern	33
at Rollins	26	Florida Southern	50
W 3, L 7	331	Florida	48
		Florida	62
		*Pi Chi	27
		*Shenandoah Presby.	36
		*Freshmen	34
		W 10, L 6	654
		*—Gold Ball Tournament	

1400	W 20, L 7	119
	*—SIAA Tournament	
	1947-48	
	HART MORRIS, Coach	
35	Tampa	4
58	Tampa	4
67	Florida	5


	1949-50	
	HART MORRIS, Coach	
78	Muffs	37
53	Florida	60
64	South Carolina	54
57	South Carolina	58
82	Mississippi	67
55	Mississippi	43
64	Pennsylvania	62
53	Pennsylvania	51
76	Tampa	61
F5	Stetson	58
53	North Carolina	55
51	North Carolina	56
69	Florida Southern	59
59	Florida Southern	48
61	Western Kentucky	65
61	Western Kentucky	77
55	at Tampa	61
88	at Stetson	6
82	at Stetson	6
70	at Rollins	5
57	at Western Kentucky	7
47	at Western Kentucky	8
46	at Florida	6
1446	W 14, L 9	139

1687	W 14. L 8	143
*—NIAB Dist. Tournament		
1952-53		
	DAVE WIKER, Coach	
83	Florida Southern	60
70	Miami Beach All-Stars	71
54	at Loyola South	45
58	at Louisiana State	76
75	Florida	83
79	Texas Tech	64
59	Columbia Univ.	65
74	Louisville	84
82	Georgia Tech	60
93	Florida State	65
71	Stetson	70
65	Tampa	72
56	Western Kentucky	98
65	Murray State	69
56	at Florida	78
77	at Stetson	80
68	at Rollins	60
95	Rollins	69
84	at Tampa	86
75	at Florida State	81
64	at Eglin Field	66
1503	W 9. L 12	1502

2170 W 14, L 12 2115
 *—Orange Bowl Classic
 †—Senior Bowl Classic
 Florida Intercollegiate Conference
 games in **Bold Face**

1956-57	97	at Stetson	110
BRUCE HALE, Coach	84	at Rollins	81
Florida Southern	95	Jacksonville	93
84 at U. of Kentucky	114	Loyola of South	84
75 at U. of Dayton	87	Stetson	81
48 at U. of Toledo	67	Morehead State	85
68 at U. of Akron	106	Florida State	85
80	84		
97 Tampa	89	W 18, L 7	2029
65 Florida	80	†—Steel Bowl	
86 Texas A&M	63	+—The Citadel Invitational	
67 U. of Houston	74	*—Hurricane Classic	
70 *U. of Connecticut	81	1959-60	
76 *Valparaiso Univ.	92	BRUCE HALE, Coach	
80 *Seton Hall Univ.	73	Rollins	86
66 U. of Colorado	81	Jacksonville	98
89 Stetson	98	Tampa	65
63 at Florida	77	at Houston	63
85 at Florida State	51	at Centenary	84
63 Rollins	95	at Loyola	70
100 Kentucky Wesleyan	89	Murray State	80
60 U. of Louisville	84	Florida	77
75 Spring Hill	95	at Miami, Ohio	78
93 at Stetson	86	+Brigham Young	93
93 at Rollins	95	+Xavier	69
85 at Florida Southern	77	South Carolina (OT)	106
78 at Tampa	107	at Iona	67
85 Mississippi Southern	78	at Jacksonville (OT)	70
98 Florida State	82	at Florida	65
2029 W 13, L 13	2167	at Florida State	91
*—Orange Bowl Classic		Houston	88
		Oklahoma City	84
1957-58	90	at Rollins	79
BRUCE HALE, Coach	74	at Tampa	73
Jacksonville	94	at Stetson	86
Tampa	88	at Florida Southern	71
at Loyola of The South	76	Stetson	73
62 at Louisiana State	65	Florida Southern	85
64 *Mississippi State	121	Kentucky Wesleyan	95
59 *Texas Christian	104	Florida State	89
96 at Kentucky Wesleyan	82	†Western Kentucky	107
64 Florida	78		
103 Stetson	84	W 23, L 4	2192
90 Rollins	80	+—Hurricane Classic	
70 at Florida	71	†—NCAA Tournament	
72 Jacksonville	75	1960-61	
70 at Florida State	86	BRUCE HALE, Coach	
89 Loyola of The South	71	at Rollins	62
68 at Rollins	82	Tampa	64
90 at Tampa	72	at Santa Clara	66
84 at Fla. Southern	84	at San Francisco	56
92 Army	69	at Brigham Young	112
83 Oklahoma City	82	Florida Southern	54
92 at Stetson	87	Florida	74
76 Florida	93	†Army	75
86 Florida State	82	†Holy Cross	71
1741 W 14, L 8	77	Miami (Ohio) (2 OT)	100
*—Montgomery Classic	102	at LaSalle	88
	74	at Florida	81
1958-59	73	at Jacksonville (OT)	84
BRUCE HALE, Coach	78	at Florida State	89
Rollins	89	Houston	78
Tampa	86	Centenary	74
Florida Southern	87	Louisville	69
†Pittsburgh	71	Rollins	75
†Clemson	103	at Stetson	76
Florida	69	at Florida Southern	80
+Florida State	92	Loyola	61
+The Citadel	65	Stetson	84
*Tulane	79	at Tampa	99
*Miami, Ohio (OT)	93	Jacksonville	80
Toronto	108	Morehead State	70
at Florida	72	Florida State	73
at Jacksonville	89	+St. Louis	58
at Florida State	55		
Kentucky Wesleyan	85	W 20, L 7	2036
Western Kentucky	62	+—National Invitation Tournament	
at Florida Southern	93	†—Hurricane Classic	
at Tampa	2230	Florida Intercollegiate Conference	
	64	games in Bold Face	
	95		
	76		
	84		

1961-62	80	1962-1963	87
BRUCE HALE, Coach	91	BRUCE HALE, Coach	87
Jacksonville	72	Florida (OT)	69
at Morehead State	107	at Boston College	80
at Louisville	77	at Rhode Island	80
at Murray State	67	at Providence	75
Florida Southern	67	Florida Southern	93
Florida	61	Duke	69
*Miami, Ohio	73	†Cornell	74
*Temple	85	†Pittsburgh	85
Rhode Island	70	at St. Johns	59
Oklahoma City (OT)	118	at LaSalle	78
at Jacksonville	89	at Jacksonville	91
at Florida	74	at Florida	77
at Florida State	65	at Florida State (OT)	77
Maryland	71	St. Peters	75
LaSalle	73	Houston	70
at Tampa	113	at Tampa	76
at Rollins	67	at Rollins	72
at Stetson	70	at Stetson	66
at Florida Southern	73	at Florida Southern	83
Houston	80	Jacksonville	105
Loyola	113	Louisville	84
Stetson	78	Rollins	75
Tampa	81	Loyola (New Orleans)	84
Rollins	54	Tampa	91
Tulsa	66	Florida State	70
Florida State	83	Stetson	60
		*St. Francis	70
		*Providence	106
2069 W 14, L 12	2045	W 23, L 5	2201
*—Hurricane Classic		*—National Invitational Tournament	
		†—Hurricane Classic	



Butts Battles for Ball

U-Miami Basketball Records

RESULTS YEAR-BY-YEAR

Year	W	L	Miami	Opp.
1926-27*	7	1	348	170
1927-28	8	4	406	310
1928-29	13	6	670	419
1930-31	3	7	252	331
1931-32†	17	1	816	456
1938-39	4	6	372	422
1939-40	8	12	716	824
1940-41	10	6	707	654
1941-42	9	7	628	570
1945-46	8	5	560	568
1946-47	20	7	1400	1192
1947-48	11	7	997	902
1948-49	19	8	1633	1515
1949-50	14	9	1446	1393
1950-51	10	12	1487	1520
1951-52	14	8	1687	1438
1952-53	9	12	1503	1502
1953-54	5	10	1015	1161
1954-55	9	11	1555	1544
1955-56	14	12	2170	2115
1956-57	13	13	2029	2167
1957-58	14	8	1741	1641
1958-59	18	7	2190	2029
1959-60	23	4	2427	2192
1960-61	20	7	2230	2036
1961-62	14	12	2069	2045
1962-63	23	5	2509	2201

Totals 337 227 37,654 33,248
 *First year of University. Played only freshmen opponents.
 †Played no senior colleges.

TEAM RECORDS — SEASON

Most victories, 23 in 1960 and 1963
 Most defeats, 13 in 1957
 Most points, 2509 in 1963
 Highest avg. per game, 89.9 in 1960
 Most points opp., 2201 in 1963
 Highest avg., opp., 83.3 in 1957
 Longest winning streak, 13 in 1947
 Longest losing streak, 9 in 1940
 Most rebounds, 1559 in 1963
 Most rebounds, opp., 1398 in 1960
 Most field goals, 932 in 1963
 Most field goals, opp., 880 in 1963
 Most free throws, 663 in 1960
 Most free throws, opp., 597 in 1956

SINGLE GAME

Most points, 144 vs. Rollins in 1963.
 Other games over 100, 121 vs. Florida Southern in 1960, 120 vs. Rollins in 1963, 116 vs. Florida Southern in 1963, 113 vs. Oklahoma City in 1962 and vs. Tampa in 1959, in 1960, 112 vs. Tampa and Jacksonville in 1963, 109 vs. Western Kentucky in 1959, 108 vs. Tampa in 1961, 107 vs. Florida Southern in 1959, South Carolina and Florida State in 1960, 106 vs. Florida Southern in 1952, vs. Jacksonville in 1960, 105 vs. Tampa in 1955, 104 vs. Rollins in 1959 and Kentucky Wesleyan in 1960, 103 vs. Tampa in 1955, against Stetson in 1958 and against Rollins in 1961, vs. Jacksonville. 102 vs. Morehead State in 1959 and against Miami (O.) in '61, 100 vs. Ky. Wesleyan in '57.
 Most points in loss, 113 vs. Oklahoma City in 1962.
 Largest margin of defeat, 58, vs. Stetson in 1954.
 Largest aggregate score, 231, Miami 113, Oklahoma City 118 in 1962.

Most points opponents. Oklahoma City, 118 in 1962.
 Most personal fouls, both teams, 63 vs. Rollins, 1963.
 Least personals, 5 vs. Rollins in '62.
 Least personal fouls, both teams, 13 vs. Rollins in 1962.
 Most field goals, 55 vs. Rollins, '63.
 Highest per cent field goals made, 61% (40 of 66) vs. Florida Southern 1961.

Most free throws attempted, 61 vs. Kentucky Wesleyan in 1957.
 Most free throws made, 41 vs. Oklahoma City in 1962.
 Highest per cent free throws made, 93.3% (14 of 15) vs. Tampa, 1963.

INDIVIDUAL RECORDS

SINGLE GAME

30 POINT GAMES

McCoy vs. Rollins, '63 48
 Chadroff vs. Rollins, '52 47
 Chadroff vs. Fla. South., '52 44
 McCoy vs. Rollins, '63 41
 Miani vs. Fla. Southern, '56 39
 MacDonald vs. Tampa, '50 37
 Miani vs. Tulane, '56 35
 Hickox vs. Brigham Young, '60 .. 34
 Keene vs. Tampa, '53 33
 Godfrey vs. Murray, '60 32
 Cohen vs. Oklahoma City, '62 .. 32
 Keene, '53, Schayowitz, '53, Miani, '55, Munley, '57, Hickox, '60 (twice), Barry, '63—11 each.

FIELD GOALS

McCoy vs. Rollins, '63 20
 Chadroff vs. Rollins, '52 18
 McCoy vs. Rollins, '63 17
 Chadroff vs. Fla. Southern, '52 .. 16
 MacDonald vs. Tampa, '50 16
 Hickox vs. Brigham Young, '60 .. 15
 Schayowitz vs. Fla. State, '53 .. 14
 Miani vs. Fla. Southern, '56 14
 Ashman, '28, Edwards, '46, Campbell, '47 and '49, Miani, MacDonald '51, Schayowitz, '54, Miani, '55, Stage, '56, Godfrey, '59, Hickox, '61, Godfrey, '61, McCoy, '62 and '63, and Cohen, '62—13 each.

FREE THROWS

Godfrey vs. Oklahoma City, '60 .. 22
 Munley vs. Ky. Wes., '57 17
 Hickox vs. Stetson, '59 16
 Manushaw vs. Loyola, '59 15
 Miani vs. Tulane, '56 15
 Barry vs. Louisville, '63 15
 Hickox vs. Ky. Wesleyan, '60 15
 Keene vs. Louisville, '53 13
 Chadroff, '52, Stage, '57, Morris, '58, Godfrey, '60, and Hickox, '61—12

REBOUNDS

Manushaw vs. Fla. State, '59 27
 Manushaw vs. Loyola, '59 27
 Manushaw vs. Morehead St., '59 .. 26
 Barry vs. Cornell, '63 25
 Manushaw vs. Toronto, '59 24
 Beckner vs. Rollins, '63 24
 Manushaw vs. Rollins, '60 23
 Manushaw vs. Tampa, '59 22
 Morris vs. Xavier, '56 22
 Godfrey vs. Xavier, '60 22
 McCoy vs. Jacksonville, '62 22
 McCoy vs. Rollins, '63 22
 Keene, '51, Morris, '56, Steiner, '56, Manushaw, '59, McCoy, '62 (twice), Barry, '63—21 each.

Season Records — Individual

TOTAL POINTS

Player	Year	Games	Points
Hickox	'60	27	596
McCoy	'63	28	554
Miani	'56	26	511
Godfrey	'60	27	511
Hickox	'61	27	480
Godfrey	'61	27	469
McCoy	'62	26	468
Stage	'57	26	461
Chadroff	'52	22	459
Barry	'63	24	455

TOTAL FIELD GOALS

Player	Year	Games	Goals
McCoy	'63	28	237
Hickox	'60	27	219
McCoy	'62	26	199
Godfrey	'61	27	193
Miani	'56	26	186
Chadroff	'52	22	180
Hickox	'61	27	180
Godfrey	'60	27	176
Campbell	'49	26	164
Barry	'63	24	162

FREE THROWS ATTEMPTED

Player	Year	Games	Tried
Godfrey	'60	27	207
Hickox	'60	27	198
Keene	'53	21	187
Stage	'57	26	186
Morris	'56	26	180
Manushaw	'59	25	173
Miani	'56	26	166
Hickox	'59	25	162
Barry	'63	24	153
Cohen	'60	27	152
Hickox	'61	27	152

FREE THROWS MADE

Player	Year	Games	Made
Godfrey	'60	27	159
Hickox	'60	27	153
Stage	'57	26	145
Miani	'56	26	139
Morris	'56	26	131
Hickox	'59	25	131
Barry	'63	24	131
Keene	'53	21	126
Hickox	'61	27	120
Manushaw	'59	25	111

FIELD GOALS — PERCENT (100 tries or more)

Player	Year	Games	Percent
Chris Stavreti	'62	101	.564
Manushaw	'61	133	.534
Carl Stavreti	'63	304	.500
Applegate	'61	261	.487
Nebel	'59	175	.485
Godfrey	'61	401	.481
Spisak	'62	156	.481
Cohen	'60	275	.480
Spisak	'63	300	.477
Hickox	'60	460	.476

AVERAGE POINTS PER GAME

Player	Year	Games	Average
Hickox	'60	27	22.1
Chadroff	'52	22	20.9
Edwards	'46	6	20.5
McCoy	'63	28	19.8
Miani	'56	26	19.7
Barry	'63	24	19.0
Godfrey	'60	27	18.9
Hickox	'59	25	18.1
McCoy	'62	26	18.0
Hickox	'61	27	17.8

PERCENT FREE THROWS MADE (50 or more)

Player	Year	Tries	Percent
Hammond	'60	73	.877
Miani	'56	166	.837
Barry	'63	158	.829
Spisak	'63	109	.816
Hickox	'59	162	.809
Morris	'58	98	.806
Chadroff	'52	123	.805
Allen	'63	100	.800
Hickox	'60	198	.798
Allen	'62	64	.797

20 POINT GAMES

Player	Year	Number
Hickox	'60	17
McCoy	'62	14
Miani	'56	13
Stage	'57	13
Barry	'63	13
Chadroff	'52	12
McCoy	'63	12
Hickox	'59	12
Hickox	'61	12
Godfrey	'60	11

REBOUNDS

Player	Year	Games	Total
Manushaw	'59	25	372
Barry	'63	24	351
McCoy	'63	28	350
McCoy	'62	26	338
Morris	'56	26	322
Manushaw	'60	27	321
Berghoff	'58	21	278
Keene	'51	22	271
Godfrey	'61	27	256

LEADING SCORER

Year	Player	FG	FT	TP
'27	No Record Available			
'28	*Ashman			169
'29	*Ashman	49	18	116
'30, '31	No Record Available			
'32	Folger	71	25	167
'33-'38	Inclusive — No Team			
'39	Tom Hilbish			54
'40	Tobin	86	24	196
'41	Tobin	71	27	169
'42	Tobin	91	39	211
'43, '44, '45	No Team			
'46	Edwards	53	17	123
'47	Campbell	135	48	318
'48	Friedman	92	37	221
'49	Campbell	164	39	367
'50	MacDonald	134	48	316
'51	Chadroff	107	54	268
'52	Chadroff	180	99	459
'53	Keene	112	126	350
'54	Schayowitz	95	37	227
'55	Miani	114	73	301
'56	Miani	186	139	511
'57	Stage	158	145	461
'58	Stage	137	79	353
'59	Hickox	161	131	453
'60	Hickox	219	158	596
'61	Hickox	180	120	480
'62	McCoy	199	70	468
'63	McCoy	237	80	554
*	Incomplete			

Career Records

TOTAL POINTS

Player	Years	F.G.	F.T.	Points
Dick Hickox	'59, '60, '61	560	409	1529
Ron Godfrey	'59, '60, '61	518	348	1384
Mike McCoy	'61, '62, '63	524	183	1231
Gene Stage	'56, '57, '58	450	292	1192
Whitey Campbell	'47, '48, '49, '50	471	134	1076
Julie Cohen	'60, '61, '62	388	266	1042
Dick Miani	'53, '54, '55, '56	392	258	1042
Ed Morris	'56, '57, '58	341	308	990
Marty Burdette	'56, '57, '58	365	260	990
Sy Chadroff	'50, '51, '52	382	203	967
Mackey MacDonald	'49, '50, '51	392	145	929
Howard Keene	'51, '52, '53	301	249	851
Bruce Applegate	'59, '60, '61	346	158	850
Abe Friedman	'47, '48, '49, '50	322	174	818
Harry Manushaw	'59, '60, '61	265	222	752
Willie Schayowitz	'52, '53, '54	289	116	694
Jerry Weinstein	'47, '48, '49, '50	267	151	685
Kenny Allen	'61, '62, '63	260	136	656
Jack Spisak	'60, '62, '63	247	142	636
Abe Gardner	'57, '58, '59	230	117	577
John Tobin	'40, '41, '42			566
Mel Yanuck	'53, '54, '55	201	89	491
Ed Klima	'53, '54, '55, '56	187	99	473
Rick Barry	'63	162	131	455
Ken Arterburn	'54, '55	153	118	424

20 POINT GAMES

Hickox, '59, '60, '61	41
Godfrey, '59, '60, '61	28
McCoy, '61, '62, '63	27
Stage, '56, '57, '58	22
Miani, '53, '54, '55, '56	18
Chadroff, '50, '51, '52	15
Barry, '63	13
Campbell, '46, '47, '48, '49	12
Burdette, '56, '57, '58	11
Keene, '51, '52, '53	10
Cohen, '60, '61, '62	10

FREE THROWS

Hickox, '59, '60, '61	409
Godfrey, '59, '60, '61	348
Morris, '56, '57, '58	308
Stage, '56, '57, '58	292
Cohen, '60, '61, '62	266
Burdette, '56, '57, '58	260
Miani, '53, '54, '55, '56	258
Keene, '51, '52, '53	249
Manushaw, '59, '60, '61	222
Chadroff, '50, '51, '52	203

FIELD GOALS

Hickox, '59, '60, '61	560
McCoy, '61, '62, '63	524
Godfrey, '59, '60, '61	518
Campbell, '46, '47, '48, '49	471
Stage, '56, '57, '58	450
MacDonald, '49, '50, '51	392
Miani, '53, '54, '55, '56	392
Cohen, '60, '61, '62	388
Chadroff, '50, '51, '52	382
Burdette, '56, '57, '58	365
Applegate, '59, '60, '61	346

REBOUNDS

Manushaw, '59, '60, '61	914
McCoy, '61, '62, '63	857
Morris, '56, '57, '58	787
Godfrey, '59, '60, '61	567
Keene, '51, '52, '53	660
Burdette, '56, '57, '58	557
Schayowitz, '52, '53, '54	516
Applegate, '59, '60, '61	391
Cohen, '60, '61, '62	381
Klima, '53, '54, '55, '56	380

HURRICANE ALL-TIME BASKETBALL TEAM

(Based on at least 2 seasons play)

First Team		Second Team		Third Team	
Bob Campbell	F	Mackey MacDonald	F	Willie Schayowitz	F
Ron Godfrey	F	Ed Morris	F	John Tobin	F
Mike McCoy	C	Sy Chadroff	C	Harry Manushaw	C
Gene Stage	G	Julie Cohen	G	Abe Friedman	G
Dick Hickox	G	Dick Miani	G	Kenny Allen	G

Lettermen Year-By-Year

1926-27

Rodger Ashman, Bob Stanton, Larry Catha, John McGuire, Jimmy O'Brien, Harold Oram.

1927-28

Rodger Ashman, Bob Stanton, Cliff Courtney, John McGuire, Alfred (Red) Franklin, Ted Bleier, Larry Catha, Lloyd Solie, Harold Carbonneau, Herman Lyons, Harold Oram.

1928-29

Rodger Ashman, Austin Younts, Ted Bleier, Lloyd Solie, Marion Mercurio, Larry Catha, Louis Hansen, Alfred (Red) Franklin, John Evans.

1930-31

Louis Hansen, Lloyd Solie, Luke Crowe, John Evans, Foster Alter, Dan Hill.

1931-32

Team played independent teams and junior colleges. NO letters awarded.

1938-39

Tom Hilbish, Chuck Guimento, Eddie Dunn, George Hamilton, Howard Davis, John Corcoran, Harold Oesch.

1939-40

Chuck Guimento, Eugene Boyle, Howard Davis, Arthur Tracy, Joe Krutulis, John Tobin, Tom Hilbish, Dick Tucker, Dave Konel.

1940-41

John Tobin, Tom Hilbish, Joe Krutulis, George Carifeo, Alex Bazil, Dick Tucker, Hartford Lee, James Kees, Tom Scott.

1941-42

John Tobin, Andy Musante, Al Kasulin, Joe Krutulis, George Carifeo, Robert Douglas, Eugene Jupin.

1945-46

Lou Edwards, Charles Angelus, John Mell, Harvey James, Charles Skalaski, Pete Lipchik, Keith Doyle, Arthur Hagan, Phil Sistik.

1946-47

Anthony Yovicsin, Bob Campbell, Louis Edwards, Abe Friedman, Michael Fisher, Ervin Ibach, Kal Lutsky, Gerald Weinstein, Joe McNulty, Harold Schuler.

1947-48

Abe Friedman, Bob Campbell, Bob Carroll, Don Cobb,

Gerald Weinstein, Mike Ingemi, Tony Ferrara, Charles Schuyler, Ervin Ibach, Joe McNulty.

1948-49

Bob Campbell, Mackey MacDonald, Abe Friedman, Jerry Weinstein, Tony Ferrara, Ervin Ibach, Don Cobb, Jack Ryan, William McClellan.

1949-50

Tony Ferrara, Joe Grist, Roger Wrench, Sy Chadroff, Jack Schneider, Jerry Weinstein, Abe Friedman, Mackey MacDonald, Bob Campbell.

1950-51

Roger Wrench, Mel Yanuck, Jack Schneider, Sy Chadroff, Mackey MacDonald, Joe Grist, Dick Focht, Howard Keene.

1951-52

Sy Chadroff, Jack O'Neil, Roger Wrench, Jack Schneider, Willie Schayowitz, Howard Keene, Richard Silvis, Mel Yanuck, Richard Hoffman.

1952-53

Howard Keene, Mel Yanuck, Richard Hoffman, Richard Miani, James Carson, Robert Denton, Willie Schayowitz, David Nicholas.

1953-54

Harold Arterburn, James Carson, Robert Denton, Edward Klima, Douglas Howell, Richard Miani, Willie Schayowitz, Ernest Prieto.

1954-55

Harold Arterburn, James Carson, Gene Hoban, Douglas Howell, Robert Kichowski, Edward Klima, Bruce Lawrence, Richard Miani, Robert Murray, Ernest Prieto, Kenneth Ryskamp.

1955-56

Richard Miani, Ed Morris, Gene Stage, Bob Steiner, Gene Hoban, Stan Kojkowski, Ed Klima, Marty Burdette, Nick Nugent, Mike Friedman, Ernie Prieto.

1956-57

Marty Burdette, Edward Contreras, Gerald Davis, Joe Gardner, Stanley Kojkowski, Edwin Morris, Joe Munley, Gene Stage, Robert George Talbot, Pete Turonis, Mark Thistlethwaite.

1957-58

Marty Burdette, Ed Contreras, Dick Berghoff, Joe Gardner, Bob Leidy, Ed Morris, Joe Munley, Norm Nebel, Gene Stage, Robert Steiner.

1958-59

Dick Hickox, Ron Godfrey, Harry Manushaw, Dave Landis, Ed Contreras, Bruce Applegate, Norm Nebel, Martin Snider, Joe Gardner, Jerry Davis.

1959-1960

Dick Hickox, Ron Godfrey, Harry Manushaw, Dave Landis, Bruce Applegate, Martin Snider, Julie Cohen, Dod Hammond, Chris Stavreti, Jack Spisak, Bruce Shapiro.

1960-61

Ken Allen, Bruce Applegate, Julie Cohen, Ron Godfrey, Dick Hickox, Mike McCoy, Harry Manushaw, Bruce Shapiro, Carl Stavreti, Chris Stavreti, Lee Woods.

1961-62

Julie Cohen, Chris Stavreti, Ken Allen, Mike McCoy, Jack Spisak, Lee Woods, Carl Stavreti, Larry Heffer, Charles Holiber, Lou Alix.

1962-63

Kenny Allen, Rick Barry, Wayne Beckner, Bernie Butts, Larry Kessler, Charles Holiber, Mike McCoy, Jack Spisak, Carl Stavreti, Lee Woods.

Godfrey, Hickox To Coach

Two of the finest basketball players of all time at the University of Miami, will coach for the University of Miami Hurricanes.

Ron Godfrey, brilliant forward who wound up his playing with the 1960-61 season, is the assistant coach of the varsity under Bruce Hale. He assisted Hale last season.

Dick Hickox, diminutive guard who played on the same teams as Godfrey and was honorable mention on the All America team, is coaching the freshmen. Hickox has just completed a stint of overseas military service.

Gene Seybold is the basketball team manager.

Game Starting Times Are Set

Freshmen will play preliminaries to varsity basketball games this season.

Freshman games will start at 6:30 p.m. The varsity games will start at 8:15 p.m. Starting times for the Hurricane Classic Dec. 27 and 28 are different. First games each night will get underway at 7:45 p.m., the second game, at 9:30 p.m.

Two Home Courts

University of Miami plays its home games on the same court which moves from the Miami Beach Convention Hall to Miami Beach Auditorium, depending upon availability. Largest crowd for the Auditorium was 3,571 for the Hurricane Classic finals in 1956. The Convention Hall record is 6,253 for Louisville in 1961.

Conference Champions

University of Miami won its sixth consecutive Florida Intercollegiate Conference basketball championship after Stetson led much of the season. For the fifth time, Miami had a 9-1 record in the league. The Hurricanes set new conference records for number of points and field goals made. The final standing:—

Teams	W.	L.	Pct.	Pts.	Opp.
Miami	9	1	900	1023	812
Stetson	7	3	700	720	664
Jacksonville	5	5	500	824	782
Florida Southern	5	5	500	823	855
Tampa	4	6	400	779	776
Rollins	0	10	000	683	961

Miami dominated the conference all star teams with two men on the first and second units. The FIC all star teams:—

First	Second
Barry, Miami	F Spisak, Miami
Tiner, Jacksonville	F Eisnagle, Fla. Southern
McCoy, Miami	F Deaver, Stetson
Shary, Tampa	G Duncan, Fla. Southern
Strickland, Jacksonville	G Allen, Miami

McCoy was third in league scoring with a 23.3 average and led in rebounds with 146. Barry, hurt, played only six conference games and was below par in some of them but wound up with a 21.2 average and 80 rebounds.

Miami's 10 Top Basketball Crowds

DATE	PLACE	OPP.	ATTENDANCE
Jan. 30, 1961	Convention Hall	Louisville	6,253
Dec. 21, 1962	Convention Hall	Duke	6,132
Nov. 30, 1962	Convention Hall	Florida	5,596
Dec. 27, 1962	Convention Hall	Hurricane Classic	5,402
Dec. 28, 1962	Convention Hall	Hurricane Classic	5,116
Jan. 21, 1949	Gables Coliseum	W. Kentucky	4,562
Feb. 23, 1963	Convention Hall	Fla. State	4,524
Dec. 29, 1961	Convention Hall	Hurricane Classic	4,305
Jan. 7, 1950	Gables Coliseum	N. Carolina	4,172
Dec. 28, 1960	Convention Hall	Hurricane Classic	4,116

1963-64 Freshman Basketball Roster

NO.	NAME	POS.	HGT.	WGT.	AGE	HIGH SCHOOL	HOMETOWN
11	Junior Gee	G	5-10	165	19	LooGootee	Washington, Ind.
12	Ron Diskin	G	6-2	170	17	Englewood	Englewood, N.J.
13	Rick Jones	G	6-0	160	18	Muncie	Muncie, Indiana
20	Warren DeSantis	G	6-1	190	17	Linton	Schenectady, N.Y.
22	Richard Parker	F	6-5	200	18	Mainland	Daytona Beach, Fla.
23	Dan Rodgers	F	6-5	185	18	Franklin	Frankfort, Ky.
24	Eddie Spriggs	C	6-8	220	19	Jackson	Jackson, Ohio
25	Marty Davis	F	6-2	195	18	DeWitt Clinton	New York, N.Y.
32	Dave Bedar	F	6-4	180	18	Erasmus	Brooklyn, N.Y.
33	Steve Onuparik	G	5-11	165	18	Waterford	Waterford, Conn.

Past Records of Basketball Coaches

Art Webb, two years—Won 15, Lost 5.
Tom McCann, three years—Won 33, Lost 14.
W. H. Steers, one year—Won 8, Lost 5.
Hart Morris, 10 years, part of 11th—Won 121, Lost 84.
Dave Wike, one year, part of another—Won 12, Lost 20.
Bruce Hale, nine years, Won 148, Lost 79.

Hurricane Captains

1927—Rodger Ashman	1955—Harold Arterburn
1928—Rodger Ashman	1956—Richard Miani
1929—Rodger Ashman	1957—Gene Stage
1940—Tom Hilbish	1958—Marty Burdette
1941—Tom Hilbish	1959—Joe Gardner
1942—John Tobin	1960—Bruce Applegate
1949—Abe Friedman	1961—Dick Hickox
1952—Sy Chadroff	1962—Julie Cohen
1953—Howard Keene	1963—Kenny Allen

Index

	PAGE
Attendance Records	14
F.I.C. standing, '62-'63	31
Head Coach	2
Hurricane Classic	10
Lettermen	29
Opponents, sketches	5
Outlook for '63-'64	3
Player sketches, varsity	14
Records, team, individual	26
Results, '62-'63	Inside front cover
Results, Year by Year	21
Roster, varsity	4
Roster, freshmen	32
Schedule, '63-'64	Inside front cover
Statistics, '62-'63	20

A vintage color photograph of a tropical resort building with palm trees and a swimming pool. The building is a long, low structure with a light-colored facade and a series of columns. Palm trees are planted in front of the building. A swimming pool is visible in the foreground, with a white lounge chair on the pool deck. The sky is blue with some clouds.

HOME OF HURRICANES