

MIAMI BASKETBALL

THE BASICS

Date/Time: Saturday, February 10, 2018/2 p.m. ET
Location: Chestnut Hill, Mass./Conte Forum (8,606)
Television: RSN; **Online:** WatchESPN
 Tom Werme (PxP) and Brian Oliver (analyst)
Radio: WQAM 560-AM (Joe Zagacki - PxP)
Satellite Radio: Sirius 83/XM 83 (Internet 83)
Series vs. BC: Miami trails, 24-23
 Road: 10-11 | Home: 12-11 | Neutral: 1-2

2017-18 SCHEDULE/RESULTS

OPPONENT	TV	TIME/SCORE
NOVEMBER (6-0)		
1 NEWBERRY*	ACCN Extra	W, 106-79
10 [13/12] GARDNER-WEBB	ACCN Extra	W, 77-45
12 [13/12] NAVY	ACCN Extra	W, 89-55
16 [11/12] FLORIDA A&M	ACCN Extra	W, 90-59
22 [11/11] vs. La Salle ¹		W, 57-46
25 [11/11] NORTH FLORIDA	RSN	W, 86-65
29 [10/13] at No. 12/12 Minnesota ²	ESPN2	W, 86-81
DECEMBER (6-1)		
2 [10/13] vs. Princeton ³	ESPNU	W, 80-52
5 [10/11] BOSTON UNIVERSITY	RSN	W, 69-54
16 [6/8] at George Washington	CBSSN	W, 59-50
23 [6/7] at Hawai'i ⁴	ESPNU	W, 75-57
23 [6/7] vs. New Mexico State ⁴	ESPN2	L, 54-63
25 [15/16] vs. Middle Tennessee ⁴	ESPNU	W, 84-81
30 [15/16] at Pittsburgh*	ACCN	W, 67-53
JANUARY (4-4)		
3 [15/17] at Georgia Tech*	RSN	L, 54-64
7 [15/17] No. 24/RV FLORIDA ST.*	ESPNU	W, 80-74
13 [18/19] at No. 19/17 Clemson*	ESPNU	L, 63-72
15 [25/23] No. 5/5 DUKE*	ESPN	L, 75-83
21 [25/23] at NC State*	ACCN	W, 86-81
24 [RV/24] LOUISVILLE*	ESPN2	W, 78-75 (OT)
27 [RV/24] at Florida State*	ACCN	L, 94-103 (OT)
31 PITTSBURGH*	RSN	W, 69-57
FEBRUARY (2-0)		
3 at Virginia Tech*	ESPN	W, 84-75
7 [25/25] WAKE FOREST*	ESPN2	W, 87-81
10 [25/25] at Boston College*	RSN	2 p.m.
13 VIRGINIA*	ESPN	9 p.m.
17 SYRACUSE*	CBS	Noon
19 at Notre Dame*	ESPN	7 p.m.
24 BOSTON COLLEGE*	RSN	2 p.m.
27 at North Carolina*	ESPN	9 p.m.
MARCH		
3 VIRGINIA TECH*	ESPN/2	Noon
6-10 ACC Tournament ⁵	ESPN/ESPN2/ACCN	

BOLD CAPS denotes home games at Watsco Center, Coral Gables, Fla.; [#/#] denotes Miami's AP/USA TODAY ranking
¹Exhibition; * ACC game

²Reading, Pa.; ³ACC/Big Ten Challenge

⁴Hoopball Miami Invitational, American Airlines Arena (Miami, Fla.)

⁵Hawaiian Airlines Diamond Head Classic (Honolulu, Hawai'i)

⁶Barclays Center, Brooklyn, N.Y.

All times Eastern and subject to change

MIAMI ATHLETICS COMMUNICATIONS

Assistant AD for Communications & Content:

Andy Fledderjohann (MBB Contact)

Email: afledderjohann@miami.edu

Cell Phone: 434-906-0075

Twitter/Instagram/Facebook: @CanesHoops

GAME 24 • FEB. 10, 2018 • 2 P.M. ET • CHESTNUT HILL, MASS.



25/25 MIAMI HURRICANES (18-5, 7-4 ACC)

Head Coach: Jim Larrañaga (Providence, 1971 [B.A.])

Record at UM: 157-74 (7th season), **Career Record:** 627-408 (34th season)

VS



BOSTON COLLEGE EAGLES (14-10, 4-7 ACC)

Head Coach: Jim Christian (Rhode Island, 1988)

Record at BC: 43-77 (4th season), **Career Record:** 286-229 (16th season)

THINGS TO KNOW

- Boston native Bruce Brown Jr. had surgery last Thursday (Feb. 1) on a left-foot injury. He is expected to be out for approximately six weeks.
- Lonnie Walker IV is averaging 18.0 ppg in his last eight games. He is the ACC Co-Rookie of the Week for the second straight week.
- In winning five of its last six games, Miami has averaged 83 points per game, eclipsing 80 points four times.
- Anthony Lawrence II is averaging 13.3 ppg and 7.0 rpg in road games (both team highs).
- Miami is No. 19 in the latest RPI and No. 27 in the latest Kempom ratings.

MIAMI-BOSTON COLLEGE SERIES

Boston College holds a 24-23 edge in the all-time series with Miami, although the Hurricanes own a 15-8 advantage since the programs joined the ACC.

Miami has won the last 12 meetings, including five straight in Chestnut Hill.

Three of the last four meetings have been determined by four points or fewer, including the Canes' 78-77 win in the teams' last matchup on Jan. 25, 2017, in Coral Gables.

Jim Larrañaga is 10-0 in his career against BC.

PLENTY OF BOSTON CONNECTIONS

Injured Miami guard Bruce Brown was born and raised in Boston and played at Vermont Academy.

Graduate assistant Danny Rubin played at BC from 2010-14. He was a team captain his senior year and played in 90 games during his BC career.

Assistant coach Adam Fisher was the director of operations at Boston U. from 2009-11.

Player development assistant Chaiison Allen played at Northeastern and was inducted into the school's Hall of Fame after scoring 1,550 career points and twice earning first-team All-CAA honors.

ON THE ROAD AGAIN

Miami is 46-35 in true road games in seven years under Jim Larrañaga, including 29-30 in ACC action.

Miami's 29 road wins in conference play since the 2011-12 season ranks fourth behind Virginia (36), North Carolina (35) and Duke (35).

UM is 6-3 in true road games this year. The Canes' total of six road wins is tied for third most among Power 5 schools this season (Virginia, Purdue with 7).

BROWN OUT WITH LEFT-FOOT INJURY

Bruce Brown Jr. was diagnosed with a left-foot injury on Jan. 29 and had surgery Feb. 1.

He will miss approximately six weeks.

Brown is averaging 11.4 points (second on team) as well as 7.1 rebounds, 4.0 assists and 1.3 steals this season (all team highs).

He is the second-leading rebounder among ACC guards (12th overall) and has grabbed at least six rebounds in 15 of his 19 games this year.

THE ACC GAUNTLET CONTINUES

Five of UM's remaining seven opponents (three home/two road) feature teams in the current KenPom top 50: Virginia (1), North Carolina (12), Notre Dame (41) Virginia Tech (42), and Syracuse (46).

Miami is No. 28 in the latest KenPom ratings.

The Hurricanes have already played Florida State twice (19), Duke (5), Clemson (17), Louisville (34) and Virginia Tech in conference action.

WALKER CONTINUES HOT STRETCH

Freshman guard Lonnie Walker IV has averaged 18.0 points, 3.8 rebounds and 2.8 assists in the last eight games, scoring in double figures in each of those contests.

In his nine starts this year (eight in ACC play), Walker is averaging 18.1 ppg, 3.9 rpg and 2.6 apg.

Walker scored 19 points in his first three ACC games combined and averaged 8.5 points per game in the non-conference portion of the schedule.

PROJECTED STARTING LINEUP

Pos.	No.	Name	Yr.	Ht.	Wt.	PPG	RPG	APG	Of Note
G	1	Dejan (DJ) Vasiljevic	So.	6-3	203	9.1	2.6	0.4	Owens team-high 47 3-point FG this season
G	2	Chris Lykes	Fr.	5-7	161	8.0	1.1	2.2	Averaging 9.9 ppg, 3.1 apg in ACC play
G	3	Anthony Lawrence II	Jr.	6-7	210	9.5	6.7	2.2	Recorded pair of double-doubles last week
G	4	Lonnie Walker IV	Fr.	6-5	204	11.5	3.0	1.7	Averaging team-leading 14.8 ppg in ACC play
C	20	Dewan Huell	So.	6-11	236	12.8	6.9	0.5	Fourth in ACC in FG pct. (.596), 16th in rebounding

RESERVES

G	0	Ja'Quan Newton	Sr.	6-3	191	8.6	2.8	2.8	Tied season high with 16 points against Wake
G	5	Mike Robinson	Sr.	5-10	170	0.6	0.0	0.2	Walk-on; has played in 23 career games
G	11	Bruce Brown Jr.	So.	6-5	205	11.3	7.1	3.9	Had surgery on Feb. 1 (left foot); out approx. 6 weeks
C	14	Rodney Miller Jr.	So.	7-0	255	1.2	0.5	0.0	2 points, 3 rebounds at Virginia Tech
C	15	Ebuka Izundu	Jr.	6-10	235	4.3	3.3	0.2	7-7 FG, 15 points in win at NC State
F	21	Sam Waardenburg	R-Fr.	6-10	217	3.3	2.9	0.3	Scored career-high 12 pts against Wake (3-4 3FG)
F	35	Chris Stowell	Sr.	6-6	208	0.0	0.2	0.0	Walk-on; has played in 24 career games



MEDIA INFORMATION COVERING THE CANES

All interview requests for coaches or student-athletes must be approved and cleared by Andy Fledderjohann in the UM Communications office. Please provide at least one day to coordinate interviews.

Any misuse of credentials will result in removal from the Watsco Center and the permanent voiding of the credential.

The Miami locker room is closed at all times. For home games, head coach Jim Larrañaga and at least one UM player will report to the media room for interviews following the opposing team's press conference.

PRESS CREDENTIALS

Media members interested in obtaining season or game credentials should apply online at www.sportssystem.com/miami/basketball.

Credential requests should be submitted no later than seven days prior to the game. Credentials that cannot be mailed will be held for pickup at the will call window at Watsco Center. You must have a press pass to be admitted to the media area and the press room.

PHOTO CREDENTIALS

All photographers and camera operators must wear a visible credential issued by the Miami Athletics Communications Department. Photographers work from the baselines at both ends of the court at Watsco Center. Live television is given top priority for courtside space.

ACC TELECONFERENCE SCHEDULE

The 2018 ACC Men's Basketball Weekly Teleconference continues each Monday through Feb. 26. Each coach will have 10 minutes to make an opening statement and answer questions.

There will be an instant replay of each teleconference on TheACC.com each Monday afternoon. Coaches whose teams play on Monday evening will not participate in that day's teleconference.

Jim Larrañaga's upcoming schedule for the ACC Teleconference, as well as the opposing coaches for the Miami games that week:

Date	Time	Opposing Coach
2/12	Larrañaga 12:10 p.m.	Bennett 11:10 a.m. Boeheim Noon
2/19	Not on call (ND game)	Christian 11:30 a.m.
2/26	Larrañaga 12:10 p.m.	R. Williams 12:20 p.m. B. Williams (not on call)

ROOKIES PUTTING UP STRONG NUMBERS

Lonnie Walker and Chris Lykes each are on pace to rank among the top-scoring Miami freshmen in the ACC era (beginning with the 2004-05 season).

Top scoring seasons from Miami freshmen since the 2004-05 season:

Rk	Player (Season)	Games	Pts	Avg
1.	Bruce Brown Jr. (2016-17)	33	391	11.8
2.	Durand Scott (2009-10)	28	339	10.3
3.	Dwyane Collins (2006-07)	32	274	8.6
4.	Lonnie Walker IV (2017-18)	23	265	11.5
5.	Manu Lecomte (2013-14)	33	253	7.7
6.	Shane Larkin (2011-12)	32	238	7.4

	Chris Lykes (2017-18)	23	185	8.0

WALKER NAMED ACC CO-ROOKIE OF WEEK AGAIN

Lonnie Walker IV was named the ACC Co-Rookie of the Week for the second straight week Monday, sharing the honor with Duke's Gary Trent Jr.

It is Walker's third such honor (Dec. 11, Jan. 29), the second most of any player in program history (Durand Scott, four in 2009-10).

Walker averaged 15.0 points, 4.0 rebounds and 3.0 assists in ACC wins over Pitt and Virginia Tech and had key spurts at critical junctures in each of the victories.

He recorded a team-high 16 points in the win over Pitt, including a personal 7-0 run to give Miami a second-half lead after the Panthers had a taken one-point advantage midway through the half.

He scored 14 points in the Hurricanes' 84-75 win at Virginia Tech, including eight over the final 3:08 after the Hokies had closed to within three points.

LAWRENCE STEPS UP IN ACC PLAY, PARTICULARLY ON ROAD

Anthony Lawrence II has been solid in ACC play, averaging 11.5 points, 7.5 rebounds and 1.8 steals per game (fifth in steals, 12th in rebounds in ACC games only).

In nine road games this season, he is averaging 13.3 ppg and 7.0 rpg while shooting 62.2 percent from the field and 60.7 percent from 3-point range (all team highs).

Lawrence recorded his first career double-doubles last week with 10 points and 10 boards against Pitt followed by 25 and 13 at Virginia Tech.

Lawrence's ACC/Non-Conference Comparison

	PPG	RPG	APG	SPG	FG	3FG
ACC	11.5	7.5	1.7	1.8	.539	.548
Non-Conf.	7.7	6.1	2.6	0.8	.492	.433

AS A RANKED TEAM

The Hurricanes are back in the Top 25 this week, ranked No. 25 in the latest Associated Press and USA Today Coaches polls. As a ranked team under Jim Larrañaga, Miami is 58-22.

When ranked, Miami is 29-16 against ACC opponents under Larrañaga, including a 19-3 mark at home and 10-13 on the road.

UM reached No. 6 in the AP ranking for two weeks in December, its highest since a No. 5 AP ranking on March 18, 2013.

The Canes have been ranked in at least one poll for all but one week this season.

Miami has been ranked in five of Larrañaga's seven seasons at The U, topping out at No. 2 in both polls on Feb. 18, 2013.

CAREER STATISTICS VS. BOSTON COLLEGE

	GP-S	PPG	RPG	APG	BPG	SPG
Brown	1-1	12.0	6.0	4.0	1.0	2.0
Huell	1-0	8.0	3.0	1.0	0.0	1.0
Izundu	1-0	0.0	2.0	0.0	0.0	0.0
Lawrence	2-1	3.5	3.0	1.0	0.0	0.5
Newton	3-1	11.7	3.0	1.3	0.0	0.7
Vasiljevic	1-0	3.0	1.0	0.0	0.0	0.0

HUELL CONTINUES BREAKOUT SOPHOMORE SEASON

Sophomore center Dewan Huell has more than doubled his numbers in scoring and rebounding from his freshman campaign. He leads the team in scoring at 12.8 ppg (5.6 last year) and is averaging 6.9 rebounds per game (3.1 last year).

Huell ranks fourth in the ACC and 25th nationally in field-goal percentage (.596). He also stands 16th in the conference in rebounding.

Huell has scored in double figures in 17 of his 23 games, while recording the first five double-doubles of his career.

LAST MEETING: MIAMI 78, BC 77 (JAN. 25, 2017)

JaQuan Newton scored a career-high 23 points as Miami held off Boston College, 78-77, in the teams' last meeting in Coral Gables.

Miami built a 17-point lead midway through the second half, but BC fought back to cut the lead to three on a Jerome Robinson 3-pointer with 6.4 seconds left.

The Hurricanes shot 50 percent from the field and hit 18 of 24 free throws, including some critical ones down the stretch.

LAST TIME OUT: MIAMI 87, WAKE FOREST 81

Five Miami players scored in double figures as the Hurricanes downed Wake Forest, 87-81, Wednesday night in Coral Gables.

Lonnie Walker IV had 19 points and Ja'Quan Newton scored 12 of his 16 in the second half. Walker's 3-pointer with 5:01 remaining capped a 10-2 run and gave the Hurricanes a 66-56 lead.

Miami withstood a late Demon Deacons' comeback attempt fueled by consecutive 3s from Bryant Crawford in the final minute.

Sam Waardenburg's two free throws with 25 seconds to go made it 84-79. Chaundee Brown cut the Deacons' deficit to three again, but Walker's two free throws with eight seconds left sealed it for UM.

WALKER'S UL/FSU OUTINGS AMONG BEST AT UM

Two of Lonnie Walker's recent scoring performances rank among the best ever by a UM rookie in ACC play.

His 25-point outing against Louisville and 23-point game against FSU mark two of the top six scoring games by a Miami rookie in 14 seasons of conference play in the ACC (since 2004-05 season).

Top scoring performances by Miami freshmen in ACC games:

Pts	Player/Opponent	Date
30	Bruce Brown Jr. vs. UNC	1/28/17
29	Durand Scott at UNC	3/2/10
25	Lonnie Walker IV vs. Louisville	1/24/18
25	Bruce Brown Jr. vs. Duke	2/25/17
24	Dwayne Collins at BC	1/16/07
23	Lonnie Walker IV at FSU	1/27/18



QUICK FACTS

Location Coral Gables, Fla.
 Enrollment 17,021
 Founded 1925
 Nickname Hurricanes
 Colors Orange (PMS 1665), Green (3435) and White
 President Dr. Julio Frenk
 Director of Athletics Blake James
 Conference Atlantic Coast
 Arena/Capacity Watsco Center/7,972
 Press Row 305-284-2111

COACHING STAFF

Head Coach Jim Larrañaga (Providence, '71)
 Record at Miami 157-74 (7th season)
 Career Record 627-408 (34th season)
 Assoc. Head Coach.. Chris Caputo (Westfield [Mass.] State, '02)
 Assistant Coach Jamal Brunt (Randolph Macon, '03)
 Assistant Coach Adam Fisher (Penn State, '06, '09)
 Dir of Basketball Ops.. Lamont Franklin (UNC Wilmington, '97)
 Associate Director of Ops Jeff Dyer (Delaware, '14)
 Player Development Asst..... Chaisson Allen (Northeastern, '11)
 Strength & Conditioning Coach Steve Felde (Concordia, '03)
 Assistant Athletic Trainer Javier Jimenez (Temple, '06)

PROGRAM HISTORY

First Year of Basketball 1926
 All-Time Record 1,028-744 (.580)
 Under Jim Larrañaga 157-74 (.679; 7 years)
 All-Time ACC Record 114-115 (.496)
 Under Jim Larrañaga 71-46 (.603)
 ACC Regular-Season Championships 1 (2013)
 ACC Tournament Championships 1 (2013)
 NCAA Tournament Appearances 9
 1960, 1998, 1999, 2000, 2002, 2008, 2013, 2016, 2017
 All-Time Record in NCAA Tournament 8-9
 Last NCAA Postseason Finish 2017 First Round
 NIT Appearances 12
 1961, '63, '64, '95, '97, 2001, '05, '06, '09, '11, '12, '15
 All-Time Record in NIT 11-12
 Last NIT Finish 2015 Runner-Up

CANES IN PRO BASKETBALL/FOOTBALL

Years at Miami in parentheses

NBA

Shane Larkin (2011-13) Boston Celtics
 Sheldon Mac (formerly McClellan) (2014-16) . Washington Wizards
 Davon Reed (2013-17) Phoenix Suns

NFL

Jimmy Graham (2005-09) Seattle Seahawks
 Erik Swoope (2010-14) Indianapolis Colts

G-League

DeQuan Jones (2008-12) Fort Wayne Mad Ants
 Kamari Murphy (2015-17) Long Island Nets
 Durand Scott (2009-13) Memphis Hustle
 Trey McKinney Jones (2011-13) Fort Wayne Mad Ants

International

Garrigus Adams (2009-14) Bashkimi (Kosovo)
 Rion Brown (2010-14) Dijon (France)
 Ivan Cruz Uceda (2014-16) Real Betis Energia Plus (Spain)
 Guillermo Diaz (2003-06) San Lorenzo de Almagra (Argentina)
 Julian Gamble (2008-13) Telekom Baskets Bonn (Germany)
 Malcolm Grant (2009-12) Nevėžis Kėdainiai (Lithuania)
 Tonye Jekiri (2012-16) Oostende (Belgium)
 Reggie Johnson (2009-13) Mono Vampire Bangkok (Thailand)
 Kenny Kadji (2011-13) Tofaş (Turkey)
 Angel Rodriguez (2014-16) Maccabi Haifa (Israel)

BALANCE ON OFFENSE

Miami has no one in the ACC's top 25 in scoring, but seven Canes are averaging at least 8.0 points per game. UM is shooting 47.1 percent as a team.

Dewan Huell (12.8 ppg) has hit for 10-plus points in 17 of the 23 contests and leads the team in scoring while Lonnie Walker has moved to second at 11.5 ppg.

Miami has put at least four players in double figures in scoring in 13 games this season. UM put five in double figures Wednesday against Wake Forest.

THE NUMBERS ON DEFENSE

Miami is ranked No. 16 nationally in adjusted defensive efficiency by KenPom.

The Hurricanes are second among ACC teams in 3-point field goal defense, limiting opponents to 31.7 percent shooting from long distance.

Miami's defensive numbers and rankings:

Category	Total	ACC Rank	NCAA Rank
Scoring Defense	66.3	5	40
Opp FG %	41.0	6	44
Opp 3FG %	31.7	2	41

HOLDING OPPONENTS UNDER 60

Miami has held 10 of its opponents to fewer than 60 points.

UM is 78-9 in seven seasons under Larrañaga, including 10-0 this year, when limiting its opponent to fewer than 60 points.

Miami limited four straight opponents to fewer than 60 points to open the season. That marked the second time that has happened in the Jim Larrañaga era.

The other was a six-game stretch from Dec. 25, 2012 to Jan. 16, 2013.

NEWTON MOVES UP IN MIAMI RECORD BOOKS

Senior Ja'Quan Newton eclipsed the 1,000-point plateau in his Miami career on Jan. 3 at Georgia Tech and now has scored 1,060 career points (33rd in program history).

He is the 38th Hurricane and one of nine active ACC players to crack the 1,000-point barrier.

Newton has played in 118 career games with 52 starts, averaging 9.0 points per game.

With 289 career assists, Newton is three shy of the top 10 in program history.

Career Scoring at Miami

- Rick Barry (1962-65) 2,298
-
- James Dews (2006-10) 1,090
- Whitey Campbell (1946-50) 1,076
- Ja'Quan Newton (2014-present) 1,060**

Career Assists at Miami

- Vernon Jennings (1996-2000) 520
-
- Malcolm Grant (2009-12) 292
- Ja'Quan Newton (2014-present) 289**

SHARE THE ROCK

Miami has a team goal of recording 16 assists in every game. The Canes are 6-1 this year when recording 16 or more assists. In its first four losses, UM had 12 or fewer assists.

The Hurricanes had 26 assists on 34 field goals on Jan. 24 at NC State. It marked Miami's most assists in any conference game since joining the ACC in 2004-05 (previous was 24 against Duke in 2016).

It also was the Hurricanes' most assists under Jim Larranaga and the program's most since recording 26 against Nova Southeastern on Nov. 16, 2009.

VALUE THE ROCK

Miami ranks third in the ACC and 33rd nationally in fewest turnovers with 267 (11.6/game).

UM has committed 10 turnovers or fewer in three of its last four games and five times in ACC play.

The Canes committed a season-low seven turnovers in the OT game at Florida State and followed it up with eight turnovers against Pitt last Wednesday.

3-POINT BONANZA

Miami hit a school-record 17 3-pointers on Jan. 27 at Florida State, topping the previous mark of 15, which was set four times previously.

The Canes' 17 3-point field goals are the most in an ACC game since Wake Forest made 18 against Clemson on Feb. 13, 2002.

Miami attempted 34 3-pointers, two shy of the program record.

DJ Vasiljevic matched a career high with six 3-pointers, while Anthony Lawrence and Lonnie Walker each nailed four.

YOUTH MOVEMENT

Miami features a young group this season. Seven of the Hurricanes' 10 active scholarship players are underclassmen.

Ja'Quan Newton is the lone scholarship senior.

Miami's primary starting lineup this year has featured Newton, Anthony Lawrence (junior) and sophomores Bruce Brown, Dewan Huell and DJ Vasiljevic.

SELLING OUT THE WATSCO CENTER

Miami has sold out its season ticket allotment for all home games at the Watsco Center for the third straight year.

Fans have bought over 5,500 season tickets for each of the last three years, more than doubling the total number of season tickets sold in Jim Larrañaga's first season in Coral Gables.

Season Tickets Per Year (Under Larrañaga)

2017-18: 5,986	2016-17: 5,965	2015-16: 5,500
2014-15: 3,427	2013-14: 3,674	2012-13: 2,372
2011-12: 2,251		

THE WATSCO ADVANTAGE

Miami has defended its home turf well in recent years, winning 36 of its last 39 games at the Watsco Center. The Hurricanes are 86-23 (.789) at home under Jim Larrañaga.

In 16 years at the Watsco Center (formerly BankUnited Center), Miami is 181-67 (.730).

In seven seasons under Larrañaga, Miami is 41-16 in ACC action at home and 44-7 in non-conference play. In both 2012-13 and 2015-16, the Canes had just one loss at Watsco Center.

Miami also owns 16 straight home non-conference wins, dating to a 78-77 loss to Northeastern on Nov. 27, 2015.

Miami at Watsco Center Under Jim Larrañaga

Year	Overall	N-C	ACC
2011-12	14-4	8-2	6-2
2012-13	14-1	6-0	8-1
2013-14	8-8	5-2	3-6
2014-15	12-6	7-2	5-4
2015-16	15-1	6-1	9-0
2016-17	14-2	7-0	7-2
2017-18	9-1	5-0	4-1
Totals	86-23	44-7	42-16



IN THE POLLS (FEB. 5)

ASSOCIATED PRESS

Rk	Team	Record	Points
1	Villanova (48)	22-1	1,608
2	Virginia (16)	22-1	1,572
3	Purdue (1)	23-2	1,500
4	Michigan State	22-3	1,407
5	Xavier	21-3	1,350
6	Cincinnati	21-2	1,305
7	Texas Tech	19-4	1,182
8	Auburn	21-2	1,138
9	Duke	19-4	1,075
10	Kansas	18-5	1,015
11	Saint Mary's	23-2	895
12	Gonzaga	21-4	851
13	Arizona	19-5	816
14	Ohio State	20-5	747
15	Tennessee	17-5	739
16	Clemson	19-4	720
17	Oklahoma	16-6	636
18	Rhode Island	19-3	486
19	West Virginia	17-6	457
20	Michigan	19-6	331
21	North Carolina	17-7	304
22	Wichita State	17-5	295
23	Nevada	20-4	205
24	Kentucky	17-6	133
25	Miami	17-5	76

Others receiving votes: Butler 65, Washington 54, Florida State 27, New Mexico State 23, Seton Hall 20, Creighton 18, Arizona State 17, Texas 15, NC State 12, Alabama 8, Middle Tennessee 6, Nebraska 4, Florida 3, Houston 3, TCU 3, Oklahoma State 2, East Tennessee State 1, Vermont 1

USA TODAY COACHES

Rk	Team	Record	Points
1	Villanova (22)	22-1	765
2	Virginia (8)	22-1	751
3	Purdue (1)	23-2	716
4	Michigan State	22-3	662
5	Xavier	21-3	649
6	Cincinnati	21-2	622
7	Texas Tech	19-4	549
8	Duke	19-4	494
9	Auburn	21-2	461
10	Kansas	18-5	451
11	Gonzaga	21-4	441
12	Saint Mary's	23-2	436
13	Arizona	19-5	351
14	Tennessee	17-5	348
15	Clemson	19-4	334
16	Ohio State	20-5	322
17	West Virginia	17-6	283
18	Oklahoma	16-6	255
19	Rhode Island	19-3	252
20	Michigan	19-6	168
21	Wichita State	17-5	163
22	North Carolina	17-7	150
23	Nevada	20-4	103
24	Kentucky	17-6	73
25	Miami	17-5	59

Others receiving votes: Creighton 45, Arizona State 42, Seton Hall 25, Middle Tennessee 15, NC State 13, Florida State 11, New Mexico State 10, Washington 10, Boise State 9, Florida 8, Butler 6, Lafayette 5, Houston 5, USC 3, Alabama 3, Louisville 2, Kansas State 2, Texas 2, Loyola-Chicago 1

2017-18 Miami opponents listed in *italics*

REED MAKES NBA DEBUT

Former Miami standout guard Davon Reed made his NBA debut with the Phoenix Suns on Jan. 14 against the Indiana Pacers.

He played five minutes and went 0-for-2 from the field.

Selected 32nd overall in the 2017 NBA Draft, Reed averaged 14.9 points, 4.8 rebounds, 2.4 assists and 1.3 steals in 33 games for the Hurricanes as a senior. He was selected to the Third-Team All-ACC and to the ACC's All-Defensive Team in 2017.

He played at Miami from 2013-17 and finished 16th in scoring at UM with 1,343 career points.

LARRAÑAGA TOPS ACC EXPECTATIONS

In each of Jim Larrañaga's first six seasons, Miami finished the year in a standing that exceeded its preseason ACC ranking.

Miami was picked fourth in the preseason coaches' poll behind Duke, UNC and Notre Dame. The Hurricanes' preseason ACC rankings, followed by their finishes, under Larrañaga:

2016-17 - 9th - t-7th	2015-16 - 5th - t-2nd
2014-15 - 10th - t-6th	2013-14 - 12th - 10th
2012-13 - 5th - 1st	2011-12 - 5th - t-4th

BROWN JOINS ELITE TRIPLE-DOUBLE COMPANY

Bruce Brown Jr. started off his sophomore season with a great all-around performance against Gardner-Webb, recording his second career triple-double, the third in school history and the 31st in ACC history.

Brown became just the sixth player in the league's storied history to earn a pair of triple-doubles.

He reached the status at the 5:36 mark of the second half with a field goal for his ninth and 10th points.

As part of the opener, Brown matched his career high in assists and fell one shy of his high in rebounds.

Players with Two Triple-Doubles in ACC History

Tree Rollins, Clemson (1977, 1979)
Ralph Sampson, Virginia (1979)
Derrick Lewis, Maryland (1987)
Sharone Wright, Clemson (1992, 1993)
Dennis Smith Jr., NC State (2017)
Bruce Brown Jr., Miami (2016, 2017)

Triple-Doubles in Program History

1. Anthony King vs. Florida Atlantic, 11/29/04
11 points, 10 rebounds, 13 blocks
2. **Bruce Brown Jr.** vs. South Carolina State, 12/6/15
11 points, 11 rebounds, 10 assists
3. **Bruce Brown Jr.** vs. Gardner-Webb, 11/10/17
10 points, 11 rebounds, 10 assists

BEST START IN 10 YEARS

With a 10-0 start to the season, Miami earned its best start to a season since the 2007-08 team opened with 12 straight wins.

It was the best start in the Jim Larrañaga tenure, topping an 8-0 start in 2014-15, and the third best in program history.

This is the fourth straight year the Hurricanes have started at least 4-0 and the fifth time in seven years under Larrañaga.

ACC OPERATION BASKETBALL

2017-18 PRESEASON POLL

(First-place votes in parentheses)

Team & Points

1. Duke (57) - 1020
2. North Carolina (7) - 921
3. Notre Dame (4) - 852
4. **Miami (1) - 809**
5. Louisville - 733
6. Virginia - 690
7. Virginia Tech - 549
8. Florida State - 519
9. Georgia Tech - 468
10. Syracuse - 420
11. Wake Forest - 378
12. NC State - 310
13. Clemson - 289
14. Boston College - 181
15. Pittsburgh - 141

2017-18 Preseason All-ACC Team (votes in parentheses)

First Team

Bonzie Colson, Notre Dame (64)
Grayson Allen, Duke (60)
Joel Berry II, North Carolina (58)
Marvin Bagley III, Duke (26)
Ben Lammers, Georgia Tech (25)

Second Team

Bruce Brown Jr., Miami (22)
Quentin Snider, Louisville (12)
Deng Adel, Louisville (12)
Josh Okogie, Georgia Tech (11)
Jerome Robinson, Boston College (11)

ACC Preseason Player of the Year

Bonzie Colson, Notre Dame (49)
Grayson Allen, Duke (9)
Joel Berry II, North Carolina (9)
Bruce Brown Jr., Miami (1)
Jerome Robinson, Boston College (1)

ACC Preseason Rookie of the Year

Marvin Bagley III, Duke (58)
Lonnie Walker IV, Miami (3)
Lavar Batts Jr., NC State (2)
M.J. Walker, Florida State (2)
Jalek Felton, North Carolina (1)
Aamir Simms, Clemson (1)
Oshae Brissett, Syracuse (1)
De'Andre Hunter, Virginia (1)

MIAMI IN THE POLLS

Date	AP	USA Today	RPI	KenPom
Pre	13	12	-	-
Nov. 13	11	12	-	-
Nov. 20	11	11	-	-
Nov. 27	10	13	-	-
Dec. 4	10	11	46	14
Dec. 11	6	8	51	15
Dec. 18	6	7	39	14
Dec. 25	15	16	30	17
Jan. 1	15	17	22	18
Jan. 8	17	19	22	26
Jan. 15	25	23	20	30
Jan. 22	RV	24	19	28
Jan. 29	RV	RV	17	29
Feb. 5	25	25	19	28



WHO'S BACK

The Hurricanes welcome back 10 players from their 2017 NCAA Tournament squad, including starters Bruce Brown Jr., Anthony Lawrence II and Ja'Quan Newton. In all, Miami returns six players who averaged double-figure minutes.

Newton averaged 13.5 points and 31.4 minutes per game last year. After a standout rookie season, Brown (11.8 ppg, 5.6 rpg, 31.9 mpg) is back, as is Lawrence (6.8 ppg, 3.8 rpg, 26 mpg).

Miami also returns DJ Vasiljevic, Ebuka Izundu and Dewan Huell, each of whom averaged at least 13 minutes per game last year. Izundu and Huell are the Canes' top returning post threats, while Vasiljevic averaged six points in 17 minutes per game off the bench.

CANES WELCOME STRONG CLASS OF ROOKIES

Miami added three high-touted newcomers this year in Deng Gak, Chris Lykes and Lonnie Walker IV. Each was an ESPN Top 100 recruit last season.

A 2017 McDonald's All-American and consensus top-20 recruit, Walker IV was among 20 players named to the preseason watch list for the 2018 Jerry West Shooting Guard of the Year Award.

Walker recently was tabbed the "most exciting freshman in America" by ESPN.com's Myron Medcalf.

Lykes was ESPN's No. 45 recruit, while Gak was rated No. 91. Gak is redshirting this season.

2017-18 ROSTER HAS SIX TOP-100 RECRUITS

Miami signed three ESPN Top 100 recruits for the class of 2017, including No. 18 Lonnie Walker from Reading, Pa., No. 46 Chris Lykes from Mitchellville, Md., and No. 92 Deng Gak from Blairstown, N.J.

The trio joins former ESPN Top 100 Hurricanes Bruce Brown (No. 26 in 2016), Dewan Huell (No. 28 in 2016) and Ja'Quan Newton (No. 58 in 2014) in the fall of 2017. In just seven seasons at The U, Larrañaga has recruited six of Miami's 11 ESPN Top 100 players since 2007.

ESPN Top 100 Players on 2017-18 Roster

18 Lonnie Walker - 2017 26 Bruce Brown - 2016
46 Chris Lykes - 2017 28 Dewan Huell - 2016
92 Deng Gak - 2017 58 Ja'Quan Newton - 2014

Miami's ESPN Top 100 Players Since 2007

18 Lonnie Walker - 2017 53 Edwin Rios - 2007
26 Bruce Brown - 2016 58 Ja'Quan Newton - 2014
28 Dewan Huell - 2016 83 Garrus Adams - 2009
28 DeQuan Jones - 2008 88 Donnavan Kirk - 2009
43 Durand Scott - 2009 92 Deng Gak - 2017
46 Chris Lykes - 2017

Recruits under Larrañaga are in *italics*

BEST PRESEASON RANKING IN PROGRAM HISTORY

Ranked in the preseason polls for the first time since 2008-09, Miami was No. 13 in the preseason Associated Press poll. It marked the highest preseason AP ranking in program history. Miami also was No. 12 in the USA Today Coaches poll.

It is the third time Miami is among the top 25 teams to start the season. The Canes were ranked No. 25 prior to the 1999-2000 campaign and No. 17 heading into the 2008-09 season.

ACC PRESEASON POLL

Miami was picked fourth in the 2017-18 ACC Coaches Preseason Poll, the Hurricanes' highest standing in the poll in Jim Larrañaga's seven years at the helm and matching their highest at any point during their 14 years in the ACC (fourth in 2008-09).

In each of Larrañaga's first six seasons, Miami finished the year in a standing that exceeded their preseason rank.

Miami followed Duke, North Carolina and Notre Dame in the preseason poll.

MIAMI EARNS HIGH GSR NUMBERS

Miami's men's basketball team posted an exemplary Graduation Success Rate (GSR), in the latest numbers released on Nov. 8 by the NCAA. Miami recorded a 92 percent GSR, which is based on the four entering classes from 2007-08 through 2010-11.

In addition, the UM football (83 percent), women's basketball (92 percent) and baseball (83 percent) programs all posted GSR totals above the NCAA average.

The NCAA Graduation Success Rate (GSR) was developed in response to college and university presidents suggesting that graduation data more accurately reflect the mobility among college students today. The GSR measures graduation rates at Division I institutions and includes students transferring into the institutions. The GSR also allows institutions to subtract student-athletes who leave their institutions prior to graduation as long as they would have been academically eligible to compete had they remained.

BROWN, WALKER EARN PLAUDITS FROM ESPN.COM

In October, ESPN.com listed Bruce Brown as the best college shooting guard draft prospect for the 2018 NBA Draft. Lonnie Walker was tabbed second best.

They were the lone teammates on the 10-man list. Brown and Walker were listed 12th and 13th, respectively on ESPN's top 100 draft prospects for 2018, as Miami was one of 13 college teams to have multiple players on the list.

VASILJEVIC LOOKS TO BUILD ON BIG SUMMER

Sophomore G Dejan Vasiljevic had a strong summer playing internationally with Australia's Emerging Boomers at the World University Games in Taipei.

The Melbourne native averaged 21.5 points a game on 45.3 percent shooting from the field in eight games in the tournament.

Vasiljevic scored 20-plus points and led the team in scoring in five of the eight games as the Emerging Boomers finished ninth in the field.

He closed out play with a 28-point performance in a 101-96 win over Canada.

COACHING COORDINATORS

Miami's assistant coaching staff is set up in a coordinator system. Jamal Brunt serves as the offensive coordinator, while Chris Caputo handles the defense. Adam Fisher manages the scout for every opponent.

MILES WILSON JOINS MIAMI PROGRAM

Jim Larrañaga added Miles Wilson to the Hurricanes' incoming class of 2017. A 6-foot-5-inch transfer from Mount St. Mary's, Wilson will sit out the 2017-18 season because of NCAA transfer rules, then have three years of eligibility with the Hurricanes.

Wilson averaged 11.8 points per game and 3.9 rebounds in 28.9 minutes per game and was named to the Northeast Conference All-Rookie Team.

In the NCAA Tournament's First Four, Wilson scored 17 points and grabbed 11 rebounds in a 67-66 win over New Orleans before recording a game-high 22 points with seven rebounds against top-seeded Villanova.

MIAMI'S RECORD WHEN ...

Record	2017-18		Larranaga	
	All	ACC	At UM	ACC
All games	18-5	7-4	157-74	71-46
Home	9-1	4-1	85-23	42-16
Away	6-3	3-3	46-35	29-30
Neutral	3-1	-	26-16	-
November	6-0	-	35-9	-
December	6-1	1-0	33-10	2-1
January	4-4	4-4	30-22	28-22
February	2-0	2-0	35-18	35-18
March	-	-	24-14	7-5
April	-	-	-	0-1
vs. Top-10 opponents	0-1	0-1	7-14	6-10
vs. Top-25 (includes Top-10)	2-2	1-2	18-33	12-24
vs. RV opponents (either poll)	2-1	2-1	13-5	6-2
vs. Teams over .500 on game day	10-4	5-3	99-66	52-40
vs. Teams under .500 on game day	5-1	2-1	36-7	15-6
vs. Teams at .500 on game day	3-1	-	18-1	4-0
While UM in Top 25	16-5	5-4	58-22	29-16
While UM is RV (only)	2-0	2-0	41-13	16-7
Leading at halftime	13-0	6-0	119-16	51-13
Trailing at halftime	1-4	1-3	29-54	16-30
Tied at halftime	4-1	0-1	9-4	3-3
In overtime games	1-1	1-1	8-8	5-4
Single overtime	1-0	1-0	5-6	3-2
Double overtime	0-0	-	3-1	2-1
Leading w/2:00 left in regulation	17-0	6-0	145-8	65-4
Trailing w/2:00 left in regulation	1-5	1-4	10-63	5-41
Tied w/2:00 left in regulation	0-0	-	2-1	0-1
UM shoots 50% or better from field	12-1	3-1	64-6	22-3
UM shoots 40-49% from field	4-0	3-0	75-24	40-20
UM shoots under 40% from field	2-4	1-3	19-44	9-23
Opp. shoots 50% or better from field	2-2	1-2	11-26	6-16
Opp. shoots 40-49% from field	8-1	5-1	68-30	36-18
Opp. shoots under 40% from field	8-2	1-1	80-17	30-11
UM shoots 70% or better from line	7-3	5-2	96-38	44-23
UM shoots less than 70% from line	11-2	2-2	61-36	36-22
UM makes more 3-point FGs	12-2	4-2	84-30	38-24
UM makes fewer 3-point FGs	3-3	1-2	46-32	23-19
3-point FGs are even	3-0	2-0	18-5	10-3
4+ Canes in double figures	10-3	5-3	79-16	33-12
3 Canes in double figures	6-1	2-0	58-27	30-12
2 or fewer Canes in double figures	2-1	0-1	20-31	8-22
Outrebounding opponent	12-2	4-2	104-26	41-18
Opp. outrebounds UM	6-3	3-2	46-48	27-28
Tied in rebounds	0-0	-	6-0	3-0
UM records 10 or more steals	0-2	0-2	21-6	7-3
UM records 15 or more assists	9-1	2-1	51-5	22-4
UM commits fewer than 15 turnovers	15-4	5-3	133-60	60-39
UM commits 15 or more turnovers	3-1	2-1	22-8	9-7
UM commits fewer turnovers than opp.	12-2	4-2	85-28	39-16
UM commits more turnovers than opp.	5-2	2-1	54-32	23-21
Tied in turnovers	1-1	0-1	15-13	9-9
UM scores 59 points or fewer	2-2	0-1	13-36	7-22
UM scores 60-69 points	3-1	2-1	41-24	22-12
UM scores 70-79 points	3-1	1-1	60-12	26-10
UM scores 80-89 points	9-0	4-0	31-1	12-1
UM scores 90-99 points	1-1	0-1	11-1	3-1
UM scores 100 or more points	0-0	-	1-0	0-0
Playing during morning (11 a.m.)	-	-	1-1	-
Playing during afternoon	6-2	3-2	50-26	29-19
Playing in evening (5 p.m. or later)	12-3	4-2	104-46	42-27
Games decided by 3 points or fewer	2-0	1-0	18-13	10-9
Games decided by 4-10 points	6-5	4-4	50-31	28-23
Games decided by 11-19 points	5-0	2-0	53-21	22-9
Games decided by 20+ points	5-0	-	36-8	11-4



CANES SEEK ANOTHER 20-WIN CAMPAIGN

Jim Larrañaga posted five 20-win seasons in his first six years at The U and 11 career 20-win seasons. The 21-win campaign in 2016-17 was Miami's eighth 20-win season since joining the ACC (2004-05). Larrañaga is just the second coach in Miami history with five 20-win seasons, joining Bruce Hale (1954-67).

The Canes won seven or more ACC games in each of Larrañaga's first six seasons and have had 10 or more league victories in four years. Prior to Larrañaga's arrival, Miami had never won 10 ACC games in a season.

SUCCESS FOR BOTH MIAMI BASKETBALL TEAMS

The Miami men's and women's basketball teams both landed in the NCAA Tournament for the second straight season in 2017, the first time both Miami basketball teams played in The Dance in consecutive years.

Miami was one of seven schools, four of which are in the ACC, with both its men's and women's basketball teams ranked in the preseason USA TODAY Coaches Poll. The others on the list were Baylor, Duke, Louisville, Notre Dame, UCLA and West Virginia.

LARRAÑAGA 12TH IN WINS AMONG ACTIVE DIVISION I NCAA COACHES

Entering the 2017-18 season, Jim Larrañaga ranks 12th in career wins among active Division I coaches with 609. Of those 12, five are in the Naismith Memorial Basketball Hall of Fame, including four from the Atlantic Coast Conference.

Now in his 34th season as a head coach, Larrañaga ranks 47th in all-time NCAA victories.

In his career, Larrañaga won 27 games at American International, 170 at Bowling Green, 273 at George Mason and 139 at Miami. He is one of 15 coaches all-time with 100 or more wins at three D-I schools, four of whom are actively coaching.

WINNINGEST ACTIVE COACHES

(minimum five years as Division I head coach)

Rank	Coach	Wins*
1.	Mike Krzyzewski, Duke	1,071
2.	Jim Boeheim, Syracuse	903
3.	Bob Huggins, West Virginia	819
4.	Roy Williams, North Carolina	816
5.	Rick Byrd, Belmont	754
6.	Cliff Ellis, Coastal Carolina	733
7.	John Beilein, Michigan	691
8.	Larry Hunter, Western Carolina	689
9.	John Calipari, Kentucky	652
10.	Rick Barnes, Tennessee	635
11.	Bill Self, Kansas	623
12.	Jim Larrañaga, Miami	609
13.	Lon Kruger, Oklahoma	601
14.	Dana Altman, Oregon	597

*Totals listed are at end of 2016-17 regular season

LARRAÑAGA AND CAPUTO IN 16TH YEAR TOGETHER

Head coach Jim Larrañaga and associate head coach Chris Caputo are beginning their 16th season together, dating back to their time at George Mason.

Caputo started on Larrañaga's staff as the video coordinator for the 2002-03 season, and along the way, the native of Elmhurst, N.Y., was an assistant coach and is now the associate head coach for the Hurricanes. Caputo helped the 2006 GMU team to the NCAA Final Four and has made five total NCAA Tournament appearances with Larrañaga.

Both Caputo and Larrañaga attended Archbishop Molloy (N.Y.) High School and played for legendary head coach Jack Curran.

INDIVIDUAL HIGHS/LOWS

MIAMI INDIVIDUAL GAME HIGHS

Points	26, Lonnie Walker vs Boston U. (12/05/17)
Field Goals Made	10, Dewan Huell at Minnesota (11/29/17)
Field Goal Att.	18, Lonnie Walker vs. Louisville (1/24/18)
3-Point FG Made	6, DJ Vasiljevic at Florida State (1/27/18)
3-Point FG Att.	10, DJ Vasiljevic at Florida State (1/27/18)
Free Throws Made	10, DJ Vasiljevic vs Gardner-Webb (11/10/17)
Free Throw Att.	12, Bruce Brown Jr. vs. Florida State (1/7/18)
Rebounds	14, Bruce Brown Jr. vs. Florida State (1/7/18)
Assists	13, Anthony Lawrence at Virginia Tech (2/3/18)
Steals	13, Dewan Huell vs. Duke (1/15/18)
Blocked Shots	10, Bruce Brown vs Gardner-Webb (11/10/17)
Turnovers	5, Anthony Lawrence vs. Duke (1/15/18)
Minutes	4, Bruce Brown at Georgia Tech (1/3/18)
	5, Anthony Lawrence vs. Florida State (1/7/18)
	41, Lonnie Walker at Florida State (1/27/18)

OPPONENT INDIVIDUAL GAME HIGHS

Points	30, Josh Okogie, Georgia Tech (1/3/18)
	30, Gary Trent Jr., Duke (1/15/18)
Field Goals Made	12, Omer Yurtseven, NC State (1/21/18)
Field Goal Att.	23, Josh Okogie, Georgia Tech (1/3/18)
3-Point FG Made	6, Gary Trent Jr., Duke (1/15/18)
3-Point FG Att.	11, Jared Wilson-Frame & Parker Stewart, Pitt (1/31/18)
Free Throws Made	9, Josh Okogie, Georgia Tech (1/3/18)
Free Throw Att.	12, Josh Okogie, Georgia Tech (1/3/18)
Rebounds	16, B.J. Johnson, La Salle (11/22/17)
Assists	14, Markell Johnson, NC State (1/21/18)
Steals	5, Braian Angola, Florida State (1/7/18)
	5, Grayson Allen, Duke (1/15/18)
Blocked Shots	7, Reggie Lynch, Minnesota (11/29/17)
Turnovers	7, Jose Alvarado, Georgia Tech (1/3/18)
	7, Ivan Gandia-Rosa, North Florida (11/25/17)

2017-18 STARTERS BY GAME

Opp.	Guard	Guard	Guard	Guard	Center
GWBB	Newton	Brown	Vasiljevic	Lawrence	Huell
Navy	Newton	Brown	Vasiljevic	Lawrence	Huell
FAMU	Newton	Brown	Vasiljevic	Lawrence	Huell
La Salle	Newton	Brown	Vasiljevic	Lawrence	Huell
UNF	Newton	Brown	Vasiljevic	Lawrence	Huell
MINN	Newton	Brown	Vasiljevic	Lawrence	Huell
PRIN	Newton	Brown	Vasiljevic	Lawrence	Huell
BU	Newton	Walker	Vasiljevic	Lawrence	Huell (1; 1-0)
at GW	Newton	Brown	Vasiljevic	Lawrence	Huell
at Hawaii	Newton	Brown	Vasiljevic	Lawrence	Huell
vs NMSU	Newton	Brown	Vasiljevic	Lawrence	Huell
vs MTSU	Newton	Brown	Vasiljevic	Lawrence	Huell
at Pitt	Newton	Brown	Vasiljevic	Lawrence	Huell
at GT	Newton	Brown	Vasiljevic	Lawrence	Huell (13; 11-2)
vs FSU	Newton	Brown	Walker	Lawrence	Huell
at CLEM	Newton	Brown	Walker	Lawrence	Huell
Duke	Newton	Brown	Walker	Lawrence	Huell
at NCSU	Newton	Brown	Lykes	Lawrence	Huell (1; 1-0)
L'VILLE	Newton	Brown	Walker	Lawrence	Huell
at FSU	Newton	Brown	Walker	Lawrence	Huell (5; 2-3)
PITT	Lykes	Vasiljevic	Walker	Lawrence	Huell
at VT	Lykes	Vasiljevic	Walker	Lawrence	Huell
WAKE	Lykes	Vasiljevic	Walker	Lawrence	Huell (3; 3-0)

MIAMI'S LARGEST IN 2017-18

Lead	37, vs. Gardner-Webb, 11/10
Deficit	13 (2H), at Clemson, 1/13
	13 (1H), vs. Middle Tennessee, 12/25
Halftime Lead	24, vs. Florida A&M, 11/16
Halftime Deficit	5, at Florida State, 1/27
Margin of Victory	34, vs. Navy, 11/12
Margin of Defeat	10, at Georgia Tech, 1/3
Deficit in Win	13 (1H), vs. Middle Tennessee, 12/25
Halftime Deficit in Win	1, Louisville, 1/24
Lead in Loss	13, vs. Duke (2H), 1/15
Halftime Lead in Loss	-
Most Points in First Half	46, vs. Florida A&M, 11/16
Fewest Points in First Half	19, vs. La Salle, 11/22
Opponent Most Points in 1st Half	44, at Florida State, 1/27
Opponent Fewest Points in 1st Half	15, at GW, 12/16
Most Points in 2nd Half	52, Wake Forest, 2/7
Fewest Points in 2nd Half	26, at Georgia Tech, 1/3
Opponent Most Points in 2nd Half	52, vs. Middle Tenn., 12/25
Opponent Fewest Points in 2nd Half	15, at GW, 12/16

HIGHS/LOWS

Miami - GAME HIGHS

Points	94	at Florida State (1/27)
Field Goals Made	35	at Minnesota (11/29)
	35	Navy (11/12)
	35	Duke (1/15)
Field Goal Att.	78	
Field Goal Pct.	.600 (30-50)	vs Middle Tennessee (12/25)
3 Pt FG Made	17*	at Florida State (1/27)
3 Pt FG Att.	34	at Florida State (1/27)
3 Pt FG Pct.	.560 (14-25)	vs Princeton (12/2)
Free Throws Made	26	Wake Forest (2/7)
Free Throw Att.	37	Wake Forest (2/7)
Free Throw Pct.	.889 (8-9)	at Pitt (12/30)
Rebounds	49	Louisville (1/24)
Assists	26	at NC State (1/21)
Steals	13	Duke (1/15)
Blocks	8	at Pitt (12/30/17)
Turnovers	18	at Georgia Tech (1/3)
Fouls	25	at Florida State (1/27)

Opponent - GAME HIGHS

Points	103	at Florida State (1/27)
Field Goals Made	33	at Florida State (1/27)
Field Goal Att.	65	Wake Forest (2/7)
	65	Louisville (1/24)
	65	Boston U. (12/5)
Field Goal Pct.	.600 (33-55)	at Florida State (1/27)
3 Pt FG Made	12	at Clemson (1/13)
3 Pt FG Att.	32	vs Princeton (12/2)
3 Pt FG Pct.	.571 (12-21)	at Clemson (1/13)
Free Throws Made	28	at Florida State (1/27)
Free Throw Att.	39	at Florida State (1/27)
Free Throw Pct.	1.000 (6-6)	Florida A&M (11/16)
Rebounds	44	Florida State (1/7)
	44	at GW (12/16)
Assists	22	at NC State (1/21)
Steals	13	at Georgia Tech (1/3)
Blocks	12	at Minnesota (11/29)
Turnovers	20	North Florida (11/25)
Fouls	26	Wake Forest (2/7)
	26	vs Middle Tennessee (12/25)

Miami - GAME LOWS

Points	54	at Georgia Tech (1/3)
	54	vs New Mexico State (12/23)
	54	vs New Mexico State (12/23)
FG Made	18	Boston U. (12/5)
FG Att.	48	vs New Mexico State (12/23)
FG Pct.	.340 (18-53)	vs New Mexico State (12/23)
3 Pt FG Made	2	vs New Mexico State (12/23)
3 Pt FG Att.	13	at Hawai'i (12/23)
3 Pt FG Pct.	.111 (2-18)	vs New Mexico State (12/23)
Free Throws Made	4	at GW (12/16)
Free Throw Att.	8	at GW (12/16)
Free Throw Pct.	.455 (10-22)	Florida A&M (11/16)
Rebounds	24	at NC State 1/21)
Assists	4	vs New Mexico State (12/23)
Steals	1	vs New Mexico State (12/23)
Blocks	1	Pitt (1/31)
	1	North Florida (11/25)
Turnovers	7	at Florida State (1/27)
Fouls	11	Pitt (1/31)

Opponent - GAME LOWS

Points	45	Gardner-Webb (11/10)
FG Made	15	vs La Salle (11/22)
FG Att.	47	at Pitt (12/30)
FG Pct.	.288 (15-52)	vs La Salle (11/22)
3 Pt FG Made	0	vs La Salle (11/22)
3 Pt FG Att.	15	vs Middle Tennessee (12/25)
	15	vs La Salle (11/22)
3 Pt FG Pct.	.000 (0-15)	vs La Salle (11/22)
Free Throws Made	1	Gardner-Webb (11/10)
Free Throw Att.	3	Pitt (1/31)
Free Throw Pct.	.167 (1-6)	Gardner-Webb (11/10)
Rebounds	23	at Pitt (12/30)
Assists	3	vs La Salle (11/22)
Steals	2	vs Middle Tennessee (12/25)
Blocks	0	4 times, last vs MTSU (12/25)
Turnovers	7	at Florida State (1/27)
Fouls	12	at NC State (1/21)
	12	at GW (12/16)

*denotes school record



THE LAST TIME ...

Player Scored 30 Points

Miami Bruce Brown (30), vs. North Carolina, 1/28/17
Opponent Gary Trent Jr. (30), vs. Duke, 1/15/18

Player Scored 35 Points

Miami Jack McClinton (35) vs. North Carolina, 3/15/09
Opponent Xavier Rathan-Mayes (35) vs. Florida State, 2/25/15

Player Scored 40 Points

Miami Darius Rice (43) vs. Connecticut, 1/20/03
Opponent Sean Singletary (41), Virginia, 3/1/08

Two Players Scored 20 Points

Miami Lonnie Walker IV (23), DJ Vasiljevic (20), at Florida State, 1/27/18
Opponent Dennis Smith Jr. (31), Terry Henderson (21), at NC State, 2/4/17

Three Players Scored 20 Points

Miami Dwayne Collins (23), Brian Asbury (21), Jack McClinton (20) vs. Virginia Tech, 1/25/09
Opponent Travis Mays (40), Alvin Heggs (22), Lance Blanks (21), Texas, 2/22/89

Five (not 5+) Players Scored in Double Figures

Miami Lonnie Walker IV (19), Ja'Quan Newton (16), Chris Lykes (13), Sam Waardenburg (12), Dewan Huell (10) vs. Wake Forest, 2/7/18
Opponent Justin Robinson (15), Chris Clarke (13), Ahmed Hill (12), Seth Allen (10), Zach LeDay (10) vs. Virginia Tech, 2/9/17

Six (not 6+) Players Scored in Double Figures

Miami Bruce Brown (15), Ja'Quan Newton (15), DJ Vasiljevic (15), Chris Lykes (13), Anthony Lawrence (11) and Dewan Huell (10) vs. Florida A&M, 11/16/17
Opponent Phil Cofer (21), Braian Angola (18), CJ Walker (17), Terance Mann (14), MJ Walker (13), Christ Koumadje (13) at Florida State, 1/27/18

Seven+ Players Scored in Double Figures

Miami Sheldon McClellan (18), Ja'Quan Newton (15), James Palmer (14), Ebuka Izundu (11) Angel Rodriguez (11), Ivan Cruz Uceda (10), Anthony Lawrence Jr. (10) vs. Mississippi State 11/19/15

Player Grabbed 15 Rebounds

Miami Kamari Murphy (15), at Duke, 1/21/17
Opponent Brice Johnson (15) vs. North Carolina, 2/20/16

Two Players Grabbed 10 Rebounds

Miami Dewan Huell (12) and Bruce Brown (11), vs. Louisville, 1/24/18
Opponent Jordan Murphy (14) and Reggie Lynch (10), Minnesota, 11/29/17

Three Players Grabbed 10 Rebounds

Miami Mark Richardson (11), Eric Brown (10), Joe Wylie (10) vs. FIU, 3/6/89
Opponent Matt Harpring (12), Dion Glover (10), Michael Maddox (10), Georgia Tech, 12/27/97

Player Had 10 Assists

Miami Bruce Brown (10), vs. Gardner-Webb, 11/10/17
Opponent John Gillon (11), at Syracuse, 1/4/17

Player Had 10 Blocks

Miami Anthony King (10) vs. Florida Atlantic, 11/29/04
Opponent Jarvis Varnado (10), Mississippi State, 12/13/07

Player Had a Double-Double

Miami Anthony Lawrence II (25 pts, 13 reb), at Virginia Tech, 2/3/18
Opponent Marvin Bagley III (13 pts, 12 reb) and Wendell Carter (15 pts, 14 reb), vs. Duke, 1/15/18

Player Had a Triple-Double

Miami Bruce Brown (10 pts, 11 reb, 11 ast), vs. Gardner-Webb, 11/10/17
Opponent Brendan Haywood (18 pts, 14 reb, 10 blks), North Carolina, 12/4/00

Two Players Had Double-Doubles

Miami Kamari Murphy (11 pts, 13 reb) and Davon Reed (10 pts, 12 reb) vs. Buffalo, 3/17/16
Opponent Marvin Bagley III (13 pts, 12 reb) and Wendell Carter (15 pts, 14 reb), vs. Duke, 1/15/18

Team Scored 100 Points

Miami 105, vs. Mississippi State, 11/19/15
Opponent 103, at Florida State, 1/27/18

Team Scored 90-99 Points

Miami 94, at Florida State, 1/27/18
Opponent 96, at Wake Forest, 1/18/17

Team Scored 50 Points in a Half

Miami 52 (2nd half) vs. Wake Forest, 2/7/18
Opponent 50 (2nd half) vs. Wake Forest, 2/7/18

Team Shot 50 Percent in Both Halves

Miami .519 (14-27) / .500 (15-30), at Florida State, 1/27/18
Opponent .552 (16-29) / .556 (15-27), vs. Duke, 1/15/18

Team Shot 60 Percent in a Half

Miami .600 (21-35), second half, at NC State, 1/21/18
Opponent .667 (16-24), first half, at Florida State State, 1/27/18

Team Shot 70 Percent in a Half

Miami .720 (18-25), second half, vs. Middle Tennessee, 12/25/17

Team Shot 60 Percent in a Game

Miami .600 (30-50), vs. Middle Tennessee, 12/25/17
Opponent .600 (33-55), at Florida State, 1/27/18

Team Shot Less Than 30 Percent in a Game

Miami .293 (12-41), vs. Eastern Kentucky, 12/19/14
Opponent .290 (18-62), vs. South Carolina State, 12/6/16

Team Won by 50+ Points

Miami 50, vs. Nova Southeastern, 11/16/09
Opponent 53, by Notre Dame, 2/22/86

Team won by 40-49 Points

Miami 49, vs. Western Carolina, 11/11/16
Opponent 41, at North Carolina, 1/31/07

Team Won by 30-39 Points

Miami 31, vs. Florida A&M, 11/16/17
Opponent 32, at Charlotte, 11/28/00

Overtime

Miami won in overtime 78-75 (OT) vs. Louisville, 1/24/18
Miami lost in overtime 103-94 (OT) at Florida State, 1/27/18

Rankings

Miami defeated a ranked opponent 80-74, vs. No. 24 Florida State, 1/7/18
Miami lost to a ranked opponent 83-75, vs. No. 5 Duke, 1/15/18
Miami defeated a top 5 opponent 64-61 vs. No. 3 Virginia, 2/22/16
Miami lost to a top 5 opponent 83-75, vs. No. 5 Duke, 1/15/18

THE LAST TIME A MIAMI FRESHMAN ...

Scored 30 Points: Bruce Brown (30), vs. North Carolina, 1/28/17

Scored 20+ Points: Lonnie Walker IV (23), at Florida State, 1/27/18

Perfect from Field (5+ att): Reggie Johnson (RS), 8-of-8, vs. Wake Forest, 3/11/10

Perfect from 3-Pt (3+ att): Anthony Lawrence, 4-of-4, vs. Notre Dame, 2/3/16

10+ Rebounds: Bruce Brown, 12, vs. George Washington, 12/22/16

10+ Assists: Bruce Brown, 10, vs. South Carolina State, 12/6/16

5-9 Assists: Chris Lykes, 5, vs. Pitt, 1/31/18

5+ Steals: Shane Larkin, 6, vs. North Carolina, 1/10/12

4+ Blocks: Raphael Akpejori, 4, McNeese State, 11/24/10

Double-Double: Bruce Brown (14 pts, 12 reb), vs. George Washington, 12/22/16

Triple-Double: Bruce Brown (11 pts, 11 reb, 10 ast), vs. South Carolina State, 12/6/16

JIM LARRAÑAGA

7TH SEASON AT MIAMI, 34TH SEASON AS HEAD COACH

COACHING EXPERIENCE

Head Coach		Assistant Coach	
2011-	Miami	1979-86	Virginia
1997-2011	George Mason	1971-76	Davidson
1986-97	Bowling Green	Player/Coach	
1977-79	American International	1977	Geronemo Basketball Club (Belgium)

IN THE HISTORY BOOKS

- 12th winningest active Division I head coach (627 wins)
- Tied for 19th in career wins in ACC games, including regular season & ACC Tournament (80); ties Wake Forest's Horace McKinney and Georgia Tech's Paul Hewitt for 17th with his next win
- 21st in career wins while in ACC (157)

PLAYING CAREER

Geronemo Basketball Club (Belgium) 1976-77
Providence College, 1967-71
Archbishop Molloy, 1963-67

COACHING HONORS

AP, Naismith, Iba, Rupp Coach of the Year, 2013
NABC All-District II, 2013
USBWA District IV Coach of the Year, 2013, 2016
Clair Bee National Coach of the Year, 2006
ACC Coach of the Year, 2013, 2016
CAA Coach of the Year, 1999, 2011
MAC Coach of the Year, 1997

TEAM HONORS

Eight NCAA tournament appearances
1999, 2001, 2006, 2008, 2011, 2013, 2016, 2017
Eight postseason NIT appearances
1990, 1991, 1997, 2002, 2004, 2009, 2012, 2015
11 20-win seasons

PERSONAL

Hometown Bronx, N.Y.
Born Oct. 2, 1949
Family Wife: Liz, Sons: Jay and Jon
Grandchildren: Tia, James, Jon Temple, Henry
Education Providence College, 1971, B.A. Economics
Archbishop Molloy High School, 1967

NOTABLE COLLEGE PLAYERS COACHED

Shane Larkin (*Miami*) - Currently with Boston Celtics; 2013 NBA first-round draft pick (18th overall), 2013 ACC Player of the Year, ACC Tournament MVP, finalist for Cousy, Naismith & Wooden awards, All-ACC First Team and All-ACC Defensive Team, Lute Olson National Player of the Year, AP and NABC All-American (Second team)
Sheldon Mac (*formerly McClellan*) (*Miami*) - Currently with Washington Wizards; 2016 All-ACC Second Team, ACC Tournament Second Team
Davon Reed (*Miami*) - Currently with Phoenix Suns; 32nd pick in 2017 NBA Draft, 2017 All-ACC Third Team
Durand Scott (*Miami*) - 2013 ACC Defensive Player of the Year, 2013 All-ACC Third Team, 2013 ACC Tournament First Team
George Evans (*George Mason*) - Three-time CAA Player of the Year, CAA Rookie of the Year, three-time CAA Defensive Player of the Year, three-time CAA All-Defensive Team
Antonio Daniels (*Bowling Green*) - Played 13 seasons in NBA; 1997 MAC Player of the Year, 1994 MAC Freshman of Year

NOTABLE NBA PLAYERS COACHED

Lance Blanks (UVA)	Frank Booker (BGSU)	Rick Carlisle (UVA)
Antonio Daniels (BGSU)	Jeff Jones (UVA)	Andrew Kennedy (UVA)
Jeff Lamp (UVA)	Shane Larkin (UM)	Lewis Latimore (UVA)
Sheldon Mac (UM)	Jason Miskiri (GMU)	Olden Polynice (UVA)
Lee Raker (UVA)	Davon Reed (UM)	Ralph Sampson (UVA)
Tom Sheehey (UVA)	Clinton Venable (BGSU)	Othell Wilson (UVA)

STUDENT-ATHLETE HONORS

At Miami

- One All-American
- One USBWA All-District IV selection
- One Basketball Times All-District
- One ACC Player of the Year
- One ACC Defensive Player of the Year
- One ACC Tournament MVP
- 14 All-ACC postseason selections
- Five ACC-All-Defensive Team selections
- One ACC All-Rookie Team selection
- Four ACC Academic Honor Roll picks
- Seven ACC Players of the Week
- One ACC Rookie of the Week
- Six ACC All-Tournament team selections
- Two NIT All-Tournament Team picks
- Two NABC Honors Court selections

Prior to Miami

- Two All-Americans
- 28 All-CAA selections
- Nine CAA All-Defensive Team picks
- Eight CAA All-Rookie Team picks
- Three Dean Ehlers Award winners (given to CAA player who best meets criteria of academic achievement, leadership and community service)
- 12 All-MAC selections
- Two MAC Freshman of Year selections
- Four MAC All-Freshman Team picks

YEAR-BY-YEAR

Year	School	Overall		Conference	
		W-L	W-L	Finish	Postseason
1977-78	American International	14-13			
1978-79	American International	13-13			
1986-87	Bowling Green	15-14	10-6	3	
1987-88	Bowling Green	12-16	7-9	t-5	
1988-89	Bowling Green	13-15	6-10	t-6	
1989-90	Bowling Green	18-11	9-7	t-3	NIT First Round (0-1)
1990-91	Bowling Green	17-13	9-7	t-4	NIT First Round (0-1)
1991-92	Bowling Green	14-15	8-8	5	
1992-93	Bowling Green	11-16	8-10	t-6	
1993-94	Bowling Green	18-10	12-6	t-2	
1994-95	Bowling Green	16-11	10-8	t-5	
1995-96	Bowling Green	14-13	9-9	t-6	
1996-97	Bowling Green	22-10	13-5	t-1	NIT First Round (0-1)
1997-98	George Mason	9-18	6-10	6	
1998-99	George Mason	19-11	13-3	1	NCAA First Round (0-1)
1999-00	George Mason	19-11	12-4	t-1	
2000-01	George Mason	18-12	11-5	3	NCAA First Round (0-1)
2001-02	George Mason	19-10	13-5	2	NIT First Round (0-1)
2002-03	George Mason	16-12	11-7	4	
2003-04	George Mason	23-10	12-6	3	NIT Third Round (2-1)
2004-05	George Mason	16-13	10-8	6	
2005-06	George Mason	27-8	15-3	t-1	NCAA Final Four (4-1)
2006-07	George Mason	18-15	9-9	5	
2007-08	George Mason	23-11	12-6	2	NCAA First Round (0-1)
2008-09	George Mason	22-11	13-5	2	NIT First Round (0-1)
2009-10	George Mason	17-15	12-6	4	CIT First Round (0-1)
2010-11	George Mason	27-7	16-2	1	NCAA Second Round (1-1)
2011-12	Miami	20-13	9-7	t-4	NIT Second Round (1-1)
2012-13	Miami	29-7	15-3	1	NCAA Sweet 16 (2-1)
2013-14	Miami	17-16	7-11	10	
2014-15	Miami	25-13	10-8	6	NIT Championship Game (4-1)
2015-16	Miami	27-8	13-5	t-2	NCAA Sweet 16 (2-1)
2016-17	Miami	21-12	10-8	t-7	NCAA First Round (0-1)
2017-18	Miami	18-5	7-4	-	
Overall		627-408	337-210		
2 years	American International	27-26 (.509)			
11 years	Bowling Green	170-144 (.541)			
14 years	George Mason	273-164 (.625)			
7 years	Miami	157-74 (.680)			
34 years		627-408 (.606)			



2017-18 Miami Men's Basketball Miami Combined Team Statistics (as of Feb 08, 2018) All games

RECORD:	OVERALL	HOME	AWAY	NEUTRAL
ALL GAMES	18-5	9-1	6-3	3-1
CONFERENCE	7-4	4-1	3-3	0-0
NON-CONFERENCE	11-1	5-0	3-0	3-1

##	Player	gp-gs	Total			3-Point		F-Throw		Rebounds					pf	dq	a	to	blk	stl	pts	avg
			min	avg	fg-fga	fg%	3fg-fga	3fg%	ft-fga	ft%	off	def	tot	avg								
20	Dewan Huell	23-23	612	26.6	118-198	.596	0-3	.000	58-82	.707	52	106	158	6.9	43	0	11	30	24	13	294	12.8
04	Lonnie Walker	23-9	594	25.8	91-213	.427	40-109	.367	43-56	.768	13	55	68	3.0	37	1	40	25	13	24	265	11.5
11	Bruce Brown	19-19	640	33.7	78-188	.415	16-60	.267	44-70	.629	25	110	135	7.1	43	1	76	43	15	25	216	11.4
03	Anthony Lawrence	23-23	699	30.4	79-152	.520	30-61	.492	31-47	.660	36	119	155	6.7	63	1	50	40	23	30	219	9.5
01	DJ Vasiljevic	23-17	541	23.5	74-173	.428	47-123	.382	14-16	.875	11	48	59	2.6	35	0	10	10	2	11	209	9.1
00	Ja'Quan Newton	23-20	602	26.2	76-174	.437	3-19	.158	42-69	.609	13	44	57	2.5	35	0	65	41	3	23	197	8.6
02	Chris Lykes	23-4	447	19.4	62-155	.400	33-92	.359	28-42	.667	2	23	25	1.1	44	0	50	38	1	16	185	8.0
15	Ebuka Izundu	23-0	319	13.9	45-68	.662	0-0	.000	10-23	.435	33	44	77	3.3	52	1	5	21	15	8	100	4.3
21	Sam Waardenburg	12-0	138	11.5	14-33	.424	7-14	.500	5-6	.833	15	20	35	2.9	13	0	4	9	3	3	40	3.3
14	Rodney Miller	11-0	39	3.5	6-11	.545	0-0	.000	1-7	.143	2	4	6	0.5	5	0	0	3	1	0	13	1.2
05	Mike Robinson	5-0	10	2.0	1-2	.500	1-1	1.000	0-0	.000	0	0	0	0.0	0	0	1	0	0	0	3	0.6
35	Chris Stowell	5-0	9	1.8	0-1	.000	0-1	.000	0-0	.000	0	1	1	0.2	0	0	0	0	0	0	0	0.0
Team											30	32	62		1		7				2	
Total.....		23	4650		644-1368	.471	177-483	.366	276-418	.660	232	606	838	36.4	371	4	312	267	100	153	1743	75.8
Opponents.....		23	4650		555-1353	.410	150-473	.317	264-367	.719	230	553	783	34.0	390	7	277	308	73	132	1526	66.3

TEAM STATISTICS	UM	OPP	Date	Opponent	Score	Att.
SCORING	1743	1526	11/10/17	GARDNER-WEBB	w 77-45	7073
Points per game	75.8	66.3	11/12/17	NAVY	w 89-55	6611
Scoring margin	+9.4	-	11/16/17	FLORIDA A&M	w 90-59	6735
FIELD GOALS-ATT	644-1368	555-1353	11/22/17	vs La Salle	w 57-46	6735
Field goal pct	.471	.410	11/25/17	NORTH FLORIDA	w 86-65	7189
3 POINT FG-ATT	177-483	150-473	11/29/17	at Minnesota	w 86-81	14625
3-point FG pct	.366	.317	12/2/17	vs Princeton	w 80-52	8426
3-pt FG made per game	7.7	6.5	12/05/17	BOSTON UNIVERSITY	w 69-54	6893
FREE THROWS-ATT	276-418	264-367	12/16/17	at George Washington	w 59-50	3862
Free throw pct	.660	.719	12/22/17	at Hawai'i	w 75-57	7669
F-Throws made per game	12.0	11.5	12/23/17	vs New Mexico State	L 54-63	0
REBOUNDS	838	783	12/25/17	vs Middle Tennessee	w 84-81	6062
Rebounds per game	36.4	34.0	* 12/30/17	at Pitt	w 67-53	5307
Rebounding margin	+2.4	-	* 01/03/18	at Georgia Tech	L 54-64	5568
ASSISTS	312	277	* 01/07/18	FLORIDA STATE	w 80-74	7647
Assists per game	13.6	12.0	* 01/13/18	at Clemson	L 63-72	9000
TURNOVERS	267	308	* 01/15/18	DUKE	L 75-83	7972
Turnovers per game	11.6	13.4	* 01/21/18	at NC State	w 86-81	17265
Turnover margin	+1.8	-	* 01/24/18	LOUISVILLE	Wot 78-75	7190
Assist/turnover ratio	1.2	0.9	* 01/27/18	at Florida State	Lot 94-103	11675
STEALS	153	132	* 01/31/18	PITT	w 69-57	7169
Steals per game	6.7	5.7	* 02/03/18	at Virginia Tech	w 84-75	9275
BLOCKS	100	73	* 02/07/18	WAKE FOREST	w 87-81	6774
Blocks per game	4.3	3.2				
ATTENDANCE	71253	105469				
Home games-Avg/Game	10-7125	9-9361				
Neutral site-Avg/Game	-	4-5306				

* - Conference game

Score by Periods	1st	2nd	OT	Totals
Miami	797	926	20	1743
Opponents	662	838	26	1526



2017-18 Miami Men's Basketball
Miami Combined Team Statistics (as of Feb 08, 2018)
Conference games

RECORD:	OVERALL	HOME	AWAY	NEUTRAL
ALL GAMES	7-4	4-1	3-3	0-0
CONFERENCE	7-4	4-1	3-3	0-0
NON-CONFERENCE	0-0	0-0	0-0	0-0

#	Player	gp-gs	min	avg	Total		3-Point		F-Throw		Rebounds				pf	dq	a	to	blk	stl	pts	avg
					fg-fga	fg%	3fg-fga	3fg%	ft-fa	ft%	off	def	tot	avg								
04	Lonnie Walker	11-8	347	31.5	54-129	.419	25-66	.379	30-36	.833	7	28	35	3.2	24	1	23	13	10	15	163	14.8
11	Bruce Brown	8-8	273	34.1	32-81	.395	6-24	.250	24-34	.706	13	41	54	6.8	23	1	26	22	11	13	94	11.8
03	Anthony Lawrence	11-11	358	32.5	48-89	.539	17-31	.548	14-21	.667	17	65	82	7.5	31	0	19	20	11	20	127	11.5
20	Dewan Huell	11-11	316	28.7	50-96	.521	0-2	.000	27-38	.711	32	51	83	7.5	19	0	6	17	9	7	127	11.5
02	Chris Lykes	11-4	255	23.2	34-85	.400	16-49	.327	25-36	.694	1	12	13	1.2	20	0	34	22	1	5	109	9.9
00	Ja'Quan Newton	11-8	256	23.3	27-69	.391	1-5	.200	21-34	.618	11	15	26	2.4	20	0	30	18	0	9	76	6.9
01	DJ Vasiljevic	11-5	223	20.3	25-68	.368	17-52	.327	4-5	.800	7	16	23	2.1	14	0	5	4	0	5	71	6.5
21	Sam Waardenburg	6-0	79	13.2	7-12	.583	5-8	.625	5-6	.833	6	14	20	3.3	8	0	3	4	2	2	24	4.0
15	Ebuka Izundu	11-0	132	12.0	19-29	.655	0-0	.000	3-7	.429	8	17	25	2.3	25	1	1	5	4	3	41	3.7
14	Rodney Miller	4-0	11	2.8	1-4	.250	0-0	.000	1-2	.500	2	1	3	0.8	1	0	0	1	1	0	3	0.8
Team											15	13	28		1		2				2	
Total.....		11	2250		297-662	.449	87-237	.367	154-219	.703	119	273	392	35.6	186	3	147	128	49	79	837	76.1
Opponents.....		11	2250		293-636	.461	81-225	.360	149-215	.693	101	272	373	33.9	186	4	152	142	47	67	818	74.4

LAST 5 GAMES

RECORD:	OVERALL	HOME	AWAY	NEUTRAL
ALL GAMES	4-1	3-0	1-1	0-0
CONFERENCE	4-1	3-0	1-1	0-0
NON-CONFERENCE	0-0	0-0	0-0	0-0

#	Player	gp-gs	min	avg	Total		3-Point		F-Throw		Rebounds				pf	dq	a	to	blk	stl	pts	avg
					fg-fga	fg%	3fg-fga	3fg%	ft-fa	ft%	off	def	tot	avg								
04	Lonnie Walker	5-5	188	37.6	31-69	.449	16-40	.400	19-22	.864	3	16	19	3.8	14	1	18	7	7	4	97	19.4
03	Anthony Lawrence	5-5	165	33.0	23-43	.535	7-13	.538	7-10	.700	9	29	38	7.6	16	0	9	5	5	9	60	12.0
11	Bruce Brown	2-2	70	35.0	7-24	.292	1-9	.111	6-10	.600	4	14	18	9.0	5	0	7	5	4	3	21	10.5
01	DJ Vasiljevic	5-3	117	23.4	18-35	.514	12-26	.462	3-4	.750	5	6	11	2.2	8	0	1	2	0	1	51	10.2
20	Dewan Huell	5-5	146	29.2	18-36	.500	0-0	.000	14-19	.737	14	24	38	7.6	6	0	1	10	2	3	50	10.0
00	Ja'Quan Newton	5-2	110	22.0	14-36	.389	1-4	.250	18-29	.621	10	11	21	4.2	10	0	10	6	0	1	47	9.4
02	Chris Lykes	5-3	118	23.6	10-32	.313	6-21	.286	15-22	.682	0	7	7	1.4	10	0	19	9	0	2	41	8.2
21	Sam Waardenburg	5-0	78	15.6	7-12	.583	5-8	.625	5-6	.833	6	14	20	4.0	8	0	3	4	2	1	24	4.8
15	Ebuka Izundu	5-0	51	10.2	7-11	.636	0-0	.000	2-3	.667	3	6	9	1.8	8	0	0	1	2	2	16	3.2
14	Rodney Miller	2-0	7	3.5	1-2	.500	0-0	.000	1-2	.500	2	1	3	1.5	1	0	0	1	1	0	3	1.5
Team											4	3	7				1				2	
Total.....		5	1050		136-300	.453	48-121	.397	90-127	.709	60	131	191	38.2	86	1	68	51	23	26	412	82.4
Opponents.....		5	1050		142-298	.477	41-115	.357	66-99	.667	41	119	160	32.0	99	2	71	51	19	24	391	78.2



**2017-18 Miami Men's Basketball
Miami Game-by-Game Highs (as of Feb 08, 2018)
All games**

Opponent	Date	Score	Points	Rebounds	Assists	Steals	Blocked shots
GARDNER-WEBB	11/10/17	77-45	14-Dewan Huell	11-Bruce Brown	10-Bruce Brown	2-Anthony Lawrence	2-Dewan Huell
NAVY	11/12/17	89-55	16-DJ Vasiljevic	10-Dewan Huell	6-Bruce Brown	2-DJ Vasiljevic Chris Lykes	2-Anthony Lawrence Ebuka Izundu
FLORIDA A&M	11/16/17	90-59	15-Ja'Quan Newton DJ Vasiljevic Bruce Brown	8-Bruce Brown	4-Bruce Brown Chris Lykes Ja'Quan Newton	2-Dewan Huell Bruce Brown	3-Ebuka Izundu
vs La Salle	11/22/17	57-46	16-Dewan Huell	11-Bruce Brown	5-Anthony Lawrence	2-Ja'Quan Newton Lonnie Walker	3-Anthony Lawrence
NORTH FLORIDA	11/25/17	86-65	14-Anthony Lawrence Bruce Brown	7-Bruce Brown Ebuka Izundu	4-Chris Lykes Bruce Brown	3-Anthony Lawrence Bruce Brown	1-Sam Waardenburg
at Minnesota	11/29/17	86-81	23-Dewan Huell	9-Bruce Brown	9-Ja'Quan Newton	3-Chris Lykes	2-Ebuka Izundu
vs Princeton	12/2/17	80-52	20-DJ Vasiljevic	10-Anthony Lawrence	5-Ja'Quan Newton	3-Ja'Quan Newton	2-Anthony Lawrence
BOSTON UNIVERSITY	12/05/17	69-54	26-Lonnie Walker	7-Lonnie Walker	6-Anthony Lawrence	3-Ja'Quan Newton	3-Dewan Huell
at George Washington	12/16/17	59-50	15-Dewan Huell	12-Dewan Huell	3-Lonnie Walker Ja'Quan Newton Anthony Lawrence Bruce Brown	3-Bruce Brown	1-Lonnie Walker Ebuka Izundu Anthony Lawrence Dewan Huell
at Hawai'i	12/22/17	75-57	16-Ja'Quan Newton Dewan Huell	6-Dewan Huell	8-Bruce Brown	2-Lonnie Walker	2-Dewan Huell Ebuka Izundu
vs New Mexico State	12/23/17	54-63	15-DJ Vasiljevic	9-Dewan Huell	1-DJ Vasiljevic Dewan Huell Anthony Lawrence Bruce Brown	1-Ebuka Izundu	2-Dewan Huell Anthony Lawrence
vs Middle Tennessee	12/25/17	84-81	21-Dewan Huell	6-Bruce Brown	6-Ja'Quan Newton	2-Bruce Brown	1-Bruce Brown Dewan Huell Anthony Lawrence
at Pitt	12/30/17	67-53	12-Anthony Lawrence	7-Dewan Huell	4-Ja'Quan Newton	2-DJ Vasiljevic Ja'Quan Newton	3-Anthony Lawrence
at Georgia Tech	01/03/18	54-64	13-Dewan Huell	12-Anthony Lawrence	5-Chris Lykes	3-Bruce Brown	4-Bruce Brown
FLORIDA STATE	01/07/18	80-74	23-Bruce Brown	12-Anthony Lawrence	4-Ja'Quan Newton DJ Vasiljevic	2-DJ Vasiljevic	2-Dewan Huell
at Clemson	01/13/18	63-72	16-Lonnie Walker Anthony Lawrence	7-Dewan Huell Bruce Brown Lonnie Walker	2-Dewan Huell	2-Bruce Brown Anthony Lawrence Dewan Huell	2-Bruce Brown
DUKE	01/15/18	75-83	19-Lonnie Walker	13-Dewan Huell	2-Bruce Brown Ja'Quan Newton Lonnie Walker Chris Lykes	5-Anthony Lawrence	2-Anthony Lawrence
at NC State	01/21/18	86-81	19-Bruce Brown	4-DJ Vasiljevic Bruce Brown	9-Bruce Brown	2-Lonnie Walker Ja'Quan Newton	1-Chris Lykes Dewan Huell
LOUISVILLE	01/24/18	78-75	25-Lonnie Walker	12-Dewan Huell	4-Chris Lykes	3-Bruce Brown	3-Bruce Brown
at Florida State	01/27/18	94-103	23-Lonnie Walker	7-Bruce Brown	5-Lonnie Walker Chris Lykes Bruce Brown	2-Dewan Huell Anthony Lawrence	1-Bruce Brown Lonnie Walker Ebuka Izundu
PITT	01/31/18	69-57	16-Lonnie Walker	10-Anthony Lawrence	5-Chris Lykes	2-Anthony Lawrence	1-Ebuka Izundu
at Virginia Tech	02/03/18	84-75	25-Anthony Lawrence	13-Anthony Lawrence	4-Ja'Quan Newton	2-Lonnie Walker	3-Anthony Lawrence
WAKE FOREST	02/07/18	87-81	19-Lonnie Walker	10-Dewan Huell	5-Chris Lykes	3-Anthony Lawrence	3-Lonnie Walker



2017-18 Miami Men's Basketball
Miami Team Game-by-Game Comparison (as of Feb 08, 2018)
All games

Opponent	1st	2nd	Score	Mar	Total FG	FG Pct	3-Pointers	3FG Pct	Free Throws	FT Pct	Rebounds	Assist	T/Over	Block	Steal	Fouls
GARDNER-WEBB	27/23	50/22	77-45	+32	30-60/20-63	.500/.317	7-26/4-16	.269/.250	10-21/1-6	.476/.167	48/36 +12	21/10	12/14	3/0	5/5	15/19
NAVY	41/24	48/31	89-55	+34	35-64/21-63	.547/.333	9-23/6-21	.391/.286	10-16/7-9	.625/.778	42/33 +9	15/14	12/16	7/2	9/7	12/15
FLORIDA A&M	46/22	44/37	90-59	+31	34-58/24-59	.586/.407	12-26/5-16	.462/.313	10-22/6-6	.455/1000	36/28 +8	15/12	12/19	5/2	8/6	12/18
La Salle	19/19	38/27	57-46	+11	22-60/15-52	.367/.288	5-15/0-15	.333/.000	8-14/16-17	.571/.941	40/38 +2	10/3	10/15	5/3	6/4	16/18
NORTH FLORIDA	38/25	48/40	86-65	+21	33-66/23-59	.500/.390	3-15/8-26	.200/.308	17-23/11-12	.739/.917	39/32 +7	16/10	14/20	1/1	9/8	16/18
Minnesota	36/36	50/45	86-81	+5	35-69/28-63	.507/.444	10-25/5-16	.400/.313	6-11/20-26	.545/.769	34/41 (7)	20/12	8/12	4/12	8/4	20/13
Princeton	38/20	42/32	80-52	+28	30-60/19-61	.500/.311	14-25/8-32	.560/.250	6-9/6-9	.667/.667	39/31 +8	16/10	12/11	4/2	5/5	15/13
BOSTON UNIVERSITY	30/30	39/24	69-54	+15	25-48/21-65	.521/.323	11-21/7-25	.524/.280	8-15/5-8	.533/.625	35/32 +3	10/11	15/13	6/0	6/9	13/16
George Washington	32/15	27/35	59-50	+9	25-61/19-63	.410/.302	5-21/4-18	.238/.222	4-8/8-12	.500/.667	39/44 (5)	13/8	8/11	4/3	6/6	14/12
Hawai'i	33/33	42/24	75-57	+18	30-57/21-50	.526/.420	5-13/8-23	.385/.348	10-13/7-10	.769/.700	31/26 +5	11/13	9/16	5/0	6/3	15/17
New Mexico State	25/29	29/34	54-63	(9)	18-53/24-67	.340/.358	2-18/7-25	.111/.280	16-22/8-13	.727/.615	38/43 (5)	4/7	14/8	4/1	1/6	17/19
Middle Tennessee	34/29	50/52	84-81	+3	30-50/27-52	.600/.519	7-18/7-15	.389/.467	17-25/20-24	.680/.833	25/26 (1)	14/15	13/11	3/0	5/2	20/26
Pitt	30/19	37/34	67-53	+14	27-55/19-47	.491/.404	5-14/4-16	.357/.250	8-9/11-13	.889/.846	31/23 +8	11/10	15/19	8/3	8/5	12/14
Georgia Tech	28/28	26/36	54-64	(10)	21-56/23-59	.375/.390	4-19/1-10	.211/.100	8-11/17-23	.727/.739	39/38 +1	12/8	18/11	7/5	7/13	18/13
FLORIDA STATE	45/32	35/42	80-74	+6	26-51/25-69	.510/.362	5-16/5-24	.313/.208	23-32/17-26	.719/.654	32/44 (12)	15/10	15/15	2/5	6/11	20/22
Clemson	30/34	33/38	63-72	(9)	24-63/22-50	.381/.440	6-23/12-21	.261/.571	9-18/16-17	.500/.941	37/36 +1	5/13	8/12	5/7	10/2	18/16
DUKE	40/42	35/41	75-83	(8)	29-78/31-56	.372/.554	9-25/11-21	.360/.524	8-10/10-21	.800/.476	38/43 (5)	10/18	11/19	2/5	13/8	16/10
NC State	36/32	50/49	86-81	+5	34-59/31-57	.576/.544	10-19/7-18	.526/.389	8-12/12-16	.667/.750	24/29 (5)	26/22	10/15	2/3	9/4	16/12
LOUISVILLE	37/38	32/31	78-75	+3	24-65/27-65	.369/.415	6-22/5-22	.273/.227	22-31/16-25	.710/.640	49/38 +11	13/8	14/11	7/10	8/9	19/22
Florida State	39/44	44/39	94-103	(9)	34-68/33-55	.500/.600	17-34/9-19	.500/.474	9-13/28-39	.692/.718	29/35 (6)	17/16	7/7	3/2	4/2	25/15
PITT	34/25	35/32	69-57	+12	23-55/22-53	.418/.415	6-22/10-30	.273/.333	17-23/3-3	.739/1000	39/24 +15	15/16	8/11	1/2	3/3	11/19
Virginia Tech	44/32	40/43	84-75	+9	29-57/29-60	.509/.483	10-21/8-22	.476/.364	16-23/9-17	.696/.529	41/28 +13	9/13	13/9	7/3	4/4	16/17
WAKE FOREST	35/31	52/50	87-81	+6	26-55/31-65	.473/.477	9-22/9-22	.409/.409	26-37/10-15	.703/.667	33/35 (2)	14/18	9/13	5/2	7/6	15/26

Note: Game totals are displayed in the format TEAM/OPPONENT for each category



Miami Points-Rebounds-Assists (as of Feb 08, 2018) All games

Opponent	Date	Score		00	01	02	03	04	05	11
				NEWTON,JA'	VASILJEVIC	LYKES,CHRI	LAWRENCE,A	WALKER,LON	ROBINSON,M	BROWN,BRUC
GARDNER-WEBB	11/10/17	77-45	w	13-0-1	7-2-0	3-1-1	3-7-1	10-2-5	3-0-0	10-11-10
NAVY	11/12/17	89-55	w	14-3-1	16-3-0	8-1-2	10-7-2	8-2-1	0-0-0	3-6-6
FLORIDA A&M	11/16/17	90-59	w	15-3-4	15-4-2	13-1-4	11-4-1	5-2-0	0-0-0	15-8-4
vs La Salle	11/22/17	57-46	w	4-3-0	8-1-0	0-1-0	7-10-5	5-2-2	DNP	7-11-3
NORTH FLORIDA	11/25/17	86-65	w	12-1-3	2-2-0	10-0-4	14-4-3	7-1-1	0-0-0	14-7-4
at Minnesota	11/29/17	86-81	w	12-3-9	11-2-0	10-1-0	8-7-4	6-2-1	DNP	16-9-5
vs Princeton	12/2/17	80-52	w	4-2-5	20-3-1	5-1-2	5-10-3	12-5-1	0-0-1	17-8-3
BOSTON UNIVERSITY	12/05/17	69-54	w	9-6-1	15-5-0	8-0-0	5-2-6	26-7-2	DNP	DNP
at George Washington	12/16/17	59-50	w	8-4-3	10-1-0	3-0-1	5-9-3	13-5-3	DNP	3-3-3
at Hawai'i	12/22/17	75-57	w	16-2-2	6-3-0	7-5-0	11-4-0	8-1-1	DNP	4-5-8
vs New Mexico State	12/23/17	54-63	L	5-3-0	15-5-1	1-1-0	4-4-1	2-4-0	DNP	13-7-1
vs Middle Tennessee	12/25/17	84-81	w	9-1-6	13-5-1	8-0-2	9-5-2	0-0-0	DNP	20-6-3
at Pitt	12/30/17	67-53	w	11-3-4	3-2-0	10-1-0	12-6-2	8-0-1	DNP	11-5-3
at Georgia Tech	01/03/18	54-64	L	6-1-3	3-1-0	8-0-5	9-12-1	6-5-0	DNP	9-9-2
FLORIDA STATE	01/07/18	80-74	w	0-0-4	8-3-4	18-1-2	2-12-2	5-0-0	DNP	23-4-2
at Clemson	01/13/18	63-72	L	4-0-0	0-0-0	13-1-1	16-4-0	16-7-1	DNP	4-7-1
DUKE	01/15/18	75-83	L	3-1-2	0-2-0	13-1-2	13-7-1	19-2-2	DNP	7-7-2
at NC State	01/21/18	86-81	w	5-0-7	6-4-0	6-2-5	15-3-4	12-2-1	DNP	19-4-9
LOUISVILLE	01/24/18	78-75	w	12-7-2	0-0-0	9-0-4	2-6-1	25-4-3	DNP	8-11-2
at Florida State	01/27/18	94-103	L	4-3-1	20-2-0	0-0-5	19-5-1	23-4-5	DNP	13-7-5
PITT	01/31/18	69-57	w	3-2-2	8-3-0	13-3-5	10-10-3	16-5-3	DNP	DNP
at Virginia Tech	02/03/18	84-75	w	12-6-4	14-1-0	6-2-0	25-13-2	14-3-3	DNP	DNP
WAKE FOREST	02/07/18	87-81	w	16-3-1	9-5-1	13-2-5	4-4-2	19-3-4	DNP	DNP

Opponent	Date	Score		14	15	20	21	35
				MILLER,ROD	IZUNDU,EBU	HUELL,DEWA	WAARDENBU	STOWELL,CH
GARDNER-WEBB	11/10/17	77-45	w	0-1-0	14-10-1	14-8-2	DNP	0-0-0
NAVY	11/12/17	89-55	w	4-0-0	12-4-2	14-10-1	DNP	0-1-0
FLORIDA A&M	11/16/17	90-59	w	2-1-0	4-6-0	10-5-0	DNP	0-0-0
vs La Salle	11/22/17	57-46	w	0-0-0	3-2-0	16-7-0	7-2-0	DNP
NORTH FLORIDA	11/25/17	86-65	w	DNP	5-7-0	13-6-0	9-6-1	0-0-0
at Minnesota	11/29/17	86-81	w	DNP	0-3-1	23-2-0	0-1-0	DNP
vs Princeton	12/2/17	80-52	w	2-0-0	6-4-0	9-1-0	0-4-0	0-0-0
BOSTON UNIVERSITY	12/05/17	69-54	w	DNP	0-5-0	6-6-1	0-2-0	DNP
at George Washington	12/16/17	59-50	w	DNP	2-3-0	15-12-0	DNP	DNP
at Hawai'i	12/22/17	75-57	w	DNP	7-3-0	16-6-0	DNP	DNP
vs New Mexico State	12/23/17	54-63	L	0-1-0	4-3-0	10-9-1	0-0-0	DNP
vs Middle Tennessee	12/25/17	84-81	w	2-0-0	2-2-0	21-3-0	DNP	DNP
at Pitt	12/30/17	67-53	w	0-0-0	4-5-1	8-7-0	DNP	DNP
at Georgia Tech	01/03/18	54-64	L	0-0-0	0-1-0	13-8-1	DNP	DNP
FLORIDA STATE	01/07/18	80-74	w	DNP	4-1-0	20-8-1	DNP	DNP
at Clemson	01/13/18	63-72	L	DNP	0-3-0	10-7-2	DNP	DNP
DUKE	01/15/18	75-83	L	DNP	2-3-0	18-13-1	DNP	DNP
at NC State	01/21/18	86-81	w	DNP	15-3-0	8-2-0	0-0-0	DNP
LOUISVILLE	01/24/18	78-75	w	DNP	2-1-0	18-12-0	0-7-1	DNP
at Florida State	01/27/18	94-103	L	DNP	2-0-0	8-6-0	5-1-0	DNP
PITT	01/31/18	69-57	w	DNP	4-4-0	11-6-1	4-4-1	DNP
at Virginia Tech	02/03/18	84-75	w	2-3-0	5-2-0	3-4-0	3-5-0	DNP
WAKE FOREST	02/07/18	87-81	w	1-0-0	3-2-0	10-10-0	12-3-1	DNP



11 BRUCE BROWN JR.

So. • 6-5 • 205 • Guard

Boston, Mass.

Vermont Academy

PRESEASON HONORS

- Preseason All-ACC Second Team
- Preseason ESPN Third-Team All-American
- Wooden Award Preseason Top 50
- Citizen Naismith Trophy Watch List
- Julius Erving Small Forward of Year Award Watch List
- Lute Olson National Player of Year Award Watch List
- Oscar Robertson Trophy Watch List

2017-18 HIGHLIGHTS

- Currently out with left-foot injury, which was diagnosed on Jan. 29; missed Pitt and Virginia Tech games, had surgery Feb. 1 and will be out approximately six weeks
- Ranks 12th in ACC in rebounds at 7.1 per game (second among guards)
- Leads team in assists with 76
- Recorded second career triple-double in season opener vs. Gardner-Webb (10 points, 11 rebounds, 10 assists)
- Triple-double was third in program history and 31st in ACC history (sixth player in league history with two career triple-doubles)

- Had 14 points, seven rebounds, four assists, three steals in win over North Florida (11/25)
- Posted 16 points, nine rebounds, five assists and no turnovers in win at No. 12 Minnesota (11/29)
- Scored 14 of his 17 points in the first half in win against Princeton (12/2)
- Missed Boston U. game with left hand injury; returned for GW game
- Averaged 12.3 points, 6.0 rebounds and 4.0 assists in Diamond Head Classic; scored season-high 20 points against Middle Tennessee
- Had 11 points and five boards in ACC opener at Pitt (12/30)
- Recorded nine points, nine rebounds, career-high four blocks and three steals at Georgia Tech (1/3)
- Tallied 23 points, including career-best 12-of-14 effort at free-throw line, in win over Florida State (1/7)
- Scored 19 points and dished out nine assists in win at NC State (1/21)

2017-18 GAME-BY-GAME

	GS	Min	FG	Pct	3FG	Pct	FT	Pct	O-D-T	Avg	PF	FO	A	TO	Blk	Stl	Pts	Avg
Gard-Webb	*	31	5-9	.556	0-2	.000	0-3	.000	1-10-11	11.0	2	0	10	1	0	1	10	10.0
Navy	*	31	1-10	.100	0-3	.000	1-2	.500	1-5-6	8.5	1	0	6	3	1	0	3	6.5
Florida A&M	*	32	6-10	.600	2-4	.500	1-4	.250	1-7-8	8.3	2	0	4	2	0	2	15	9.3
vs. La Salle	*	33	2-9	.222	1-2	.500	2-4	.500	0-11-11	9.0	2	0	3	3	1	0	7	8.8
N. Florida	*	32	7-14	.500	0-2	.000	0-0	.000	1-6-7	8.6	2	0	4	1	0	3	14	9.8
at Minnesota	*	37	6-11	.545	2-4	.500	2-2	1.000	3-6-9	8.7	1	0	5	0	0	1	16	10.8
vs. Princeton	*	30	6-8	.750	4-5	.800	1-1	1.000	2-6-8	8.6	1	0	3	2	1	0	17	11.7
Boston U.																		
DNP (left hand)																		
at GW	*	38	1-6	.167	0-3	.000	1-2	.500	1-2-3	7.9	2	0	3	1	0	3	3	10.6
at Hawai'i	*	32	1-4	.250	1-2	.500	1-2	.500	0-5-5	7.6	4	0	8	2	0	0	4	9.9
vs NMSU	*	32	3-10	.300	0-4	.000	7-9	.778	2-5-7	7.5	1	0	1	2	0	0	13	10.2
vs MTSU	*	39	8-16	.500	0-5	.000	4-7	.571	0-6-6	7.4	2	0	3	4	1	2	20	11.1
at Pitt	*	33	5-9	.556	0-2	.000	1-2	.500	2-3-5	7.2	2	0	3	2	1	1	11	11.1
at Ga. Tech	*	37	4-12	.333	1-3	.333	0-0	.000	2-7-9	7.3	3	0	2	4	4	3	9	10.9
FSU	*	36	5-8	.625	1-2	.500	12-14	.857	0-4-4	7.1	2	0	2	3	0	1	23	11.8
at Clemson	*	33	1-8	.125	0-3	.000	2-4	.500	3-4-7	7.1	5	1	1	2	2	2	4	11.3
Duke	*	32	3-12	.250	0-2	.000	1-1	1.000	2-5-7	7.1	4	0	2	3	0	2	7	11.0
at NC State	*	32	7-8	.875	3-3	1.000	2-3	.667	0-4-4	6.9	2	0	9	3	0	1	19	11.5
Louisville	*	38	2-10	.200	0-4	.000	4-8	.500	4-7-11	7.1	3	0	2	3	3	3	8	11.3
at FSU	*	32	5-14	.357	1-5	.200	2-2	1.000	0-7-7	7.1	2	0	5	2	1	0	13	11.4
Pittsburgh																		
DNP (left foot)																		
at Va. Tech																		
DNP (left foot)																		
Wake Forest																		
DNP (left foot)																		
at BC																		
Virginia																		
Syracuse																		
at ND																		
BC																		
at UNC																		
Va. Tech																		

2016-17

Opponent	P	R	A
WCU	7	8	5
at N. Florida	7	6	2
Penn	15	5	1
vs Stanford	10	6	2
vs Iowa State	2	7	2
vs Florida	15	4	1
Rutgers	11	9	2
vs Wofford	12	5	1
SC State	11	11	10
FAU	14	8	6
GW	14	12	2
Columbia	8	6	5
NC State	17	8	4
at Syracuse	9	7	2
Notre Dame	7	9	1
at Pittsburgh	17	6	3
at Wake Forest	9	3	1
at Duke	15	5	6
Boston Coll.	12	6	4
North Carolina	30	4	5
Florida State	17	5	1
at NC State	7	2	6
Virginia Tech	2	5	4
at Louisville	12	7	4
Georgia Tech	8	3	5
Clemson	9	5	5
at Virginia	14	3	0
Duke	25	4	4
at Va Tech	8	3	5
vs Florida St.	10	0	1
vs Syracuse	5	5	1
vs UNC	21	7	1
vs Michigan St.	11	2	4

SEASON/CAREER HIGHS

- Points**
 Season: 23 Florida State, 1/7/18
 Career: 30 North Carolina, 1/28/17
 ACC: 30 North Carolina, 1/28/17
- Rebounds**
 Season: 11 2x, last vs. La Salle, 11/22/17
 Career: 12 George Washington, 12/22/16
 ACC: 9 Notre Dame, 1/12/17
- Assists**
 Season: 10 Gardner-Webb, 11/10/17
 Career: 10 2x, last vs. Gard.-Webb, 11/10/17
 ACC: 9 at NC State, 1/18/18
- Steals**
 Season: 3 3x, last at Ga. Tech, 1/3/18
 Career: 3 8x, last at Ga. Tech, 1/3/18
 ACC: 3 NC State, 12/31/16
- Blocked Shots**
 Season: 4 at Georgia Tech, 1/3/18
 Career: 4 at Georgia Tech, 1/3/18
 ACC: 4 at Georgia Tech, 1/3/18
- Field Goals**
 Season: 8 Middle Tennessee, 12/25/17
 Career: 11 Duke, 2/25/17
 ACC: 11 Duke, 2/25/17
- Field-Goal Attempts**
 Season: 16 Middle Tennessee, 12/25/17
 Career: 18 Duke, 2/25/17
 ACC: 18 Duke, 2/25/17
- Free Throws**
 Season: 12 Florida State, 1/7/18
 Career: 12 Florida State, 1/7/18
 ACC: 12 Florida State, 1/7/18
- Free-Throw Attempts**
 Season: 14 Florida State, 1/7/18
 Career: 14 Florida State, 1/7/18
 ACC: 14 Florida State, 1/7/18
- 3-Point Field Goals**
 Season: 4 Princeton, 12/2/17
 Career: 4 North Carolina, 1/28/17
 ACC: 4 North Carolina, 1/28/17
- 3-Point Field-Goal Attempts**
 Season: 5 2x, last vs. MTSU, 12/25/17
 Career: 6 North Carolina, 1/28/17
 ACC: 6 North Carolina, 1/28/17
- Minutes**
 Season: 39 Middle Tennessee, 12/25/17
 Career: 44 at Virginia, 2/20/17
 ACC: 44 at Virginia, 2/20/17

CAREER TRIPLE-DOUBLES


- 10p, 11r, 10a vs. Gardner-Webb, 11/10/17
- 11p, 11r, 10a vs. South Carolina State, 12/6/16

CAREER DOUBLE-DOUBLES

- 10p, 11r, 10a vs. Gardner-Webb, 11/10/17
- 14p, 12r vs. George Washington, 12/22/16
- 11p, 11r, 10a vs. South Carolina State, 12/6/16

CAREER STATISTICS

Season	GP	GS	Min.	Avg.	3-Point			Free Throws			Rebounds				Scoring										
					FG	FGA	Pct.	FT	FTA	Pct.	Off.	Def.	Tot.	Avg.	PF	FO	Ast.	TO	Blk	Stl	Pts.	Avg.			
2016-17	33	29	1053	31.9	134	292	.459	33	95	.347	90	121	.744	48	138	186	5.6	83	2	106	67	18	49	391	11.8
2017-18	19	19	640	33.7	78	188	.415	16	60	.267	44	70	.629	25	110	135	7.1	43	1	76	43	15	25	216	11.4
TOTAL	52	48	1693	32.6	212	480	.442	49	155	.316	134	191	.702	73	248	321	6.2	126	3	182	110	33	74	607	11.7



20 DEWAN HUELL

So. • 6-11 • 236 • Forward

Miami, Fla.

Miami Norland HS

2017-18 HIGHLIGHTS

- Fourth in ACC, 25th nationally in field-goal percentage (.596)
- Ranks 16th in ACC in rebounding (6.9)
- In ACC games only, he ranks 11th in rebounding (7.5)
- Scored in double figures in 17 of 23 games, including three 20-plus point efforts
- Owns five career double-doubles (tied for 10th among active ACC players) – all this season
- Tied for team lead with 14 points in season opener
- Recorded first career double-double against Navy (11/12) with 14 points and 10 rebounds
- Recorded 16 points (8-10 FG) in win vs. La Salle (11/22)
- Had huge game at No. 12 Minnesota, with career-high 23 points (15 in second half) (11/29)
- Recorded second double-double with 15 points, 12 rebounds at GW (12/16)
- Named to Diamond Head Classic All-Tournament Team; averaged 15.7 points, 6.0 rebounds and 1.7 blocks in tournament
- Scored 21 points against Middle Tennessee, hitting 7-of-8 from field and 7-of-8 from free-throw line (12/25)
- Recorded team-high 13 points as well as seven rebounds at Georgia Tech (1/3)
- Scored 20 points with eight boards against Florida State (1/7)
- Picked up third career double-double with 18 points, career-high 13 rebounds vs. Duke (1/15)
- Had double-double in OT win over Louisville: 18 points, 12 rebounds (1/24)

2017-18 GAME-BY-GAME

	GS	Min	FG	Pct	3FG	Pct	FT	Pct	O-D-T	Avg	PF	FO	A	TO	Blk	Stl	Pts	Avg
Gard-Webb	*	18	6-9	.667	0-0	.000	2-3	.667	2-6-8	8.0	1	0	2	3	2	1	14	14.0
Navy	*	22	6-8	.750	0-0	.000	2-3	.667	3-7-10	9.0	2	0	1	1	1	1	14	14.0
Florida A&M	*	24	4-6	.667	0-0	.000	2-2	1.000	1-4-5	7.7	1	0	0	1	1	2	10	12.7
vs. La Salle	*	26	8-10	.800	0-1	.000	0-0	.000	2-5-7	7.5	3	0	0	1	1	0	16	13.5
N. Florida	*	23	4-6	.667	0-0	.000	5-7	.714	1-5-6	7.2	2	0	0	3	0	0	13	13.4
at Minnesota	*	27	10-16	.625	0-0	.000	3-5	.600	1-1-2	6.3	3	0	0	0	1	0	23	15.0
vs. Princeton	*	15	3-7	.429	0-0	.000	3-4	.750	1-0-1	5.6	3	0	0	2	0	1	9	14.1
Boston U.	*	20	2-4	.500	0-0	.000	2-4	.500	2-4-6	5.6	1	0	1	0	3	0	6	13.1
at GW	*	31	7-12	.583	0-0	.000	1-2	.500	3-9-12	6.3	1	0	0	1	1	0	15	13.3
at Hawai'i	*	31	7-10	.700	0-0	.000	2-2	1.000	1-5-6	6.3	2	0	0	1	2	1	16	13.6
vs NMSU	*	27	4-6	.667	0-0	.000	2-4	.500	3-6-9	6.5	3	0	1	0	2	0	10	13.3
vs MTSU	*	32	7-8	.875	0-0	.000	7-8	.875	0-3-3	6.3	2	0	0	0	1	0	21	13.9
at Pitt	*	21	4-7	.571	0-0	.000	0-0	.000	2-5-7	6.3	0	0	0	1	1	1	8	13.5
at Ga. Tech	*	32	4-7	.571	0-0	.000	5-6	.833	4-4-8	6.4	1	0	1	1	2	0	13	13.4
FSU	*	34	8-12	.667	0-1	.000	4-7	.571	2-6-8	6.5	3	0	1	1	2	0	20	13.9
at Clemson	*	30	4-9	.444	0-0	.000	2-3	.667	3-4-7	6.6	3	0	2	0	1	2	10	13.6
Duke	*	32	8-16	.500	0-1	.000	2-3	.667	7-6-13	6.9	3	0	1	3	0	0	18	13.9
at NC State	*	21	4-9	.444	0-0	.000	0-0	.000	0-2-2	6.7	3	0	0	1	1	1	8	13.6
Louisville	*	35	7-10	.700	0-0	.000	4-5	.800	5-7-12	6.9	1	0	0	4	0	0	18	13.8
at FSU	*	36	3-7	.429	0-0	.000	2-2	1.000	3-3-6	6.9	2	0	0	2	0	2	8	13.5
Pittsburgh	*	30	4-7	.571	0-0	.000	3-4	.750	3-3-6	6.9	0	0	1	1	0	0	11	13.4
at Va. Tech	*	20	0-5	.000	0-0	.000	3-4	.750	0-4-4	6.7	1	0	0	1	0	0	3	12.9
Wake Forest	*	25	4-7	.571	0-0	.000	2-4	.500	3-7-10	6.9	2	0	0	2	2	1	10	12.8
at BC																		
Virginia																		
Syracuse																		
at ND																		
BC																		
at UNC																		
Va. Tech																		

2016-17

Opponent	P	R	A
WCU	13	7	1
at N. Florida	15	8	0
Penn	11	5	0
vs Stanford	3	3	0
vs Iowa State	5	6	0
vs Florida	10	6	1
Rutgers	14	7	0
vs Wofford	2	1	0
SC State	5	3	0
FAU	9	10	0
GW	2	1	0
Columbia	4	1	0
NC State	0	0	1
at Syracuse	6	3	1
Notre Dame	2	0	0
at Pittsburgh	4	3	0
at Wake Forest	9	8	0
at Duke	7	3	0
Boston Coll.	8	3	1
North Carolina	5	1	0
Florida State	7	1	0
at NC State	3	2	0
Virginia Tech	3	5	0
at Louisville	4	3	1
Georgia Tech	13	2	0
Clemson	6	1	0
at Virginia	1	1	0
Duke	2	1	0
at Va Tech	0	1	0
vs Florida St.	5	2	0
vs Syracuse	DNP		
vs UNC	1	1	0
vs Michigan St.	8	0	0

SEASON/CAREER HIGHS

Points

Season: 23 at Minnesota, 11/29/17
 Career: 23 at Minnesota, 11/29/17
 ACC: 20 Florida State, 1/7/18

Rebounds

Season: 13 Duke, 1/15/18
 Career: 13 Duke, 1/15/18
 ACC: 13 Duke, 1/15/18

Assists

Season: 2 2x, last at Clemson, 1/13/18
 Career: 2 2x, last at Clemson, 1/13/18
 ACC: 2 at Clemson, 1/13/18

Steals

Season: 2 3x, last at Florida St., 1/27/18
 Career: 2 4x, last at Florida St., 1/27/18
 ACC: 2 2x, last at Florida St., 1/27/18

Blocked Shots

Season: 3 2x, last vs. Boston U., 12/5/17
 Career: 3 2x, last vs. Boston U., 12/5/17
 ACC: 3 Virginia Tech, 2/8/17

Field Goals

Season: 10 at Minnesota, 11/29/17
 Career: 10 at Minnesota, 11/29/17
 ACC: 8 2x, last vs. Duke, 1/15/18

Field-Goal Attempts

Season: 16 2x, last vs. Duke, 1/15/18
 Career: 16 2x, last vs. Duke, 1/15/18
 ACC: 16 Duke, 1/15/18

Free Throws

Season: 7 Middle Tennessee, 12/25/17
 Career: 7 Middle Tennessee, 12/25/17
 ACC: 5 2x, last at Georgia Tech, 1/3/18

Free-Throw Attempts

Season: 8 Middle Tennessee, 12/25/17
 Career: 8 Middle Tennessee, 12/25/17
 ACC: 7 Florida State, 1/7/18

3-Point Field Goals

Season: -
 Career: -
 ACC: -

3-Point Field-Goal Attempts

Season: 1 3x, last vs. Duke, 1/15/18
 Career: 1 5x, last vs. Duke, 1/15/18
 ACC: 1 4x, last vs. Duke, 1/15/18

Minutes

Season: 36 at Florida State, 1/27/18
 Career: 36 at Florida State, 1/27/18
 ACC: 36 at Florida State, 1/27/18

CAREER DOUBLE-DOUBLES

- 15p, 12r at George Washington, 12/16/17
- 14p, 10r vs. Navy, 11/12/17
- 18p, 13r vs. Duke, 1/15/18
- 18p, 12r vs. Louisville, 1/24/18
- 10p, 10r vs. Wake Forest, 2/7/18

CAREER STATISTICS

Season	GP	GS	Min.	Avg.	3-Point			Free Throws			Rebounds			Scoring											
					FG	FGA	Pct.	FT	FTA	Pct.	Off.	Def.	Tot.	Avg.	PF	FO	Ast.	TO	Blk	Stl	Pts.	Avg.			
2016-17	32	15	557	17.4	77	145	.531	0	2	.000	33	51	.647	45	54	99	3.1	61	0	6	30	25	13	187	5.8
2017-18	23	23	612	26.6	118	198	.596	0	3	.000	58	82	.707	52	106	158	6.9	43	0	11	30	24	13	294	12.8
TOTAL	55	38	1169	21.3	195	343	.569	0	5	.000	91	133	.684	97	160	257	4.7	104	0	17	60	49	26	481	8.7



15 EBUKA IZUNDU

Jr. • 6-10 • 235 • Center
Charlotte, N.C. / Lagos, Nigeria
Victory Christian Center

2017-18 HIGHLIGHTS

- Recorded first college double-double in season opener, scoring 14 points and grabbing career-high 10 boards
- Scored seven points and added a pair of blocks in win at Hawai'i (12/23)
- Scored four points, with five rebounds and two blocks at Pitt (12/30)
- Went 7-for-7 from field and scored 15 points in win at NC State (1/21)

2017-18 GAME-BY-GAME

	GS	Min	FG	Pct	3FG	Pct	FT	Pct	O-D-T	Avg	PF	FO	A	TO	Blk	Stl	Pts	Avg
Gard-Webb	22	6-7	.857	0-0	.000	2-4	.500	2-8-10	10.0	4	0	1	1	1	0	14	14.0	
Navy	19	5-6	.833	0-0	.000	2-3	.667	3-1-4	7.0	2	0	2	2	2	1	12	13.0	
Florida A&M	21	2-4	.500	0-0	.000	0-2	.000	4-2-6	6.7	0	0	0	1	3	0	4	10.0	
vs. La Salle	12	1-1	1.000	0-0	.000	1-1	1.000	1-1-2	5.5	4	0	0	2	0	1	3	8.3	
N. Florida	11	2-2	1.000	0-0	.000	1-2	.500	2-5-7	5.8	0	0	0	3	0	0	5	7.6	
at Minnesota	13	0-0	.000	0-0	.000	0-0	.000	2-1-3	5.3	3	0	1	1	2	0	0	6.3	
vs. Princeton	20	3-4	.750	0-0	.000	0-0	.000	2-2-4	5.1	3	0	0	1	0	0	6	6.3	
Boston U.	19	0-1	.000	0-0	.000	0-2	.000	3-2-5	5.1	4	0	0	1	0	1	0	5.5	
at GW	14	1-2	.500	0-0	.000	0-0	.000	3-0-3	4.9	1	0	0	0	1	1	2	5.1	
at Hawai'i	11	3-6	.500	0-0	.000	1-2	.500	2-1-3	4.7	1	0	0	0	2	0	7	5.3	
vs NMSU	17	2-4	.500	0-0	.000	0-0	.000	0-3-3	4.5	2	0	0	2	0	1	4	5.2	
vs MTSU	8	1-2	.500	0-0	.000	0-0	.000	1-1-2	4.3	3	0	0	2	0	0	2	4.9	
at Pitt	17	2-4	.500	0-0	.000	0-0	.000	2-3-5	4.4	1	0	1	0	2	0	4	4.8	
at Ga. Tech	6	0-0	.000	0-0	.000	0-0	.000	0-1-1	4.1	4	0	0	1	0	0	0	4.5	
FSU	14	2-3	.667	0-0	.000	0-0	.000	0-1-1	3.9	4	0	0	1	0	0	4	4.5	
at Clemson	13	0-0	.000	0-0	.000	0-0	.000	0-0-0	3.5	3	0	0	0	0	1	0	4.2	
Duke	12	1-4	.250	0-0	.000	0-0	.000	2-1-3	3.8	1	0	0	1	0	0	2	4.1	
at NC State	19	7-7	1.000	0-0	.000	1-2	.500	0-3-3	3.8	5	1	0	1	0	0	15	4.7	
Louisville	10	1-2	.500	0-0	.000	0-0	.000	0-1-1	3.6	2	0	0	1	0	0	2	4.5	
at FSU	9	1-1	1.000	0-0	.000	0-0	.000	0-0-0	3.5	3	0	0	0	1	0	2	4.4	
Pittsburgh	12	2-3	.667	0-0	.000	0-0	.000	2-2-4	3.5	1	0	0	0	1	0	4	4.4	
at Va. Tech	9	2-4	.500	0-0	.000	1-1	1.000	1-1-2	3.4	1	0	0	0	0	1	5	4.4	
Wake Forest	11	1-1	1.000	0-0	.000	1-2	.500	0-2-2	3.3	1	0	0	0	0	1	3	4.3	
at BC																		
Virginia																		
Syracuse																		
at ND																		
BC																		
at UNC																		
Va. Tech																		

	2016-17			2015-16			
Opponent	P	R	A	Opponent	P	R	A
WCU	13	7	1	UTRGV	0	0	0
at North Florida	15	8	0	Louisiana	0	0	0
vs Stanford	0	3	0	vs. Miss. St.	11	7	0
vs Iowa State	0	3	0	vs. Utah	4	3	1
vs Florida	0	0	0	Charlotte	0	0	1
Rutgers	4	2	0	Florida	0	1	0
vs Wofford	9	5	0	Charleston	1	0	0
SC State	9	3	0	at La Salle	6	4	0
FAU	2	2	0	at Clemson	0	0	0
GW	12	4	0	Pittsburgh	2	0	0
Columbia	6	3	1	at Florida St.	0	0	0
NC State	3	7	0	Virginia Tech	0	0	0
at Syracuse	0	2	0	at UNC	6	2	1
Notre Dame	2	4	0	at Virginia Tech	2	0	0
at Pittsburgh	2	2	0	vs. Villanova	0	2	0
at Wake Forest	6	5	0				
at Duke	0	2	1				
Boston College	0	2	0				
UNC	0	3	0				
Florida State	0	1	0				
at NC State	16	6	0				
Virginia Tech	8	1	1				
at Louisville	8	5	0				
Georgia Tech	2	3	0				
Clemson	12	2	1				
at Virginia	6	3	1				
Duke	3	5	0				
at Virginia Tech	0	2	0				
vs Florida State	0	2	0				
vs Syracuse	0	1	0				
vs UNC	2	2	0				
vs Michigan St.	5	3	0				

SEASON/CAREER HIGHS

Points	Season:	15	at NC State, 1/21/18
	Career:	16	at NC State, 2/4/17
	ACC:	16	at NC State, 2/4/17
Rebounds	Season:	10	Gardner-Webb, 11/10/17
	Career:	10	Gardner-Webb, 11/10/17
	ACC:	7	NC State, 12/31/16
Assists	Season:	2	Navy, 11/12/17
	Career:	2	Navy, 11/12/17
	ACC:	1	6x, last at Pitt, 12/30/17
Steals	Season:	1	6x, last vs. Wake, 2/7/18
	Career:	1	17x, last vs. Wake, 2/7/18
	ACC:	1	7x, last vs. Wake, 2/7/18
Blocked Shots	Season:	3	Florida A&M, 11/16/17
	Career:	3	4x, last vs. Florida A&M, 11/16/17
	ACC:	3	Notre Dame, 1/12/17
Field Goals	Season:	7	at NC State, 1/21/18
	Career:	7	at NC State, 1/21/18
	ACC:	7	at NC State, 1/21/18
Field-Goal Attempts	Season:	7	2x, last at NC State, 1/21/18
	Career:	10	Clemson, 2/18/17
	ACC:	10	Clemson, 2/18/17
Free Throws	Season:	2	2x, last vs. Navy, 11/12/17
	Career:	5	vs. Mississippi State, 11/19/15
	ACC:	4	2x, last at NC State, 2/4/17
Free-Throw Attempts	Season:	4	Gardner-Webb, 11/10/17
	Career:	7	vs. Mississippi State, 11/19/15
	ACC:	6	at North Carolina, 2/20/16
Minutes	Season:	22	Gardner-Webb, 11/10/17
	Career:	27	at NC State, 2/4/17
	ACC:	27	at NC State, 2/4/17

CAREER DOUBLE-DOUBLES

14p, 10r vs. Gardner-Webb, 11/10/17

CAREER STATISTICS

Season	GP	GS	Min.	Avg.	3-Point			Free Throws			Rebounds				Scoring										
					FG	FGA	Pct.	FT	FTA	Pct.	Off.	Def.	Tot.	Avg.	PF	FO	Ast.	TO	Blk	Stl	Pts.	Avg.			
2015-16	15	0	79	5.3	10	16	.625	0	0	.000	12	19	.632	13	6	19	1.3	17	0	3	5	3	2	32	2.1
2016-17	32	9	417	13.0	53	98	.541	0	0	.000	29	42	.690	47	50	97	3.0	75	2	6	27	25	7	135	4.2
2017-18	23	0	319	13.9	45	68	.662	0	0	.000	10	23	.435	33	44	77	3.3	52	1	5	21	15	8	100	4.3
TOTAL	70	9	815	11.6	108	182	.593	0	0	.000	51	84	.607	93	100	193	2.8	144	3	14	53	43	17	267	3.8



3 ANTHONY LAWRENCE II

Jr. • 6-7 • 210 • Guard
St. Petersburg, Fla.
Lakewood Senior HS

2017-18 HIGHLIGHTS

- Owns 11 games with seven or more rebounds
- Ranks 17th in ACC in rebounding (6.7)
- In ACC games only, he is fifth in steals (1.82/game) and 12th in rebounding (7.5)
- Scored 10 points on 4-for-5 shooting and grabbed seven boards in win over Navy (11/12)
- Had a stat sheet stuffer game against La Salle (11/22): set career high with 10 rebounds and tied his career highs in assists (5) and blocks (3)
- Scored season-high 14 points and added three steals against North Florida (11/25)
- Recorded eight points and seven boards while fouling out in win at No. 12 Minnesota (11/29)
- Matched career high with 10 rebounds against Princeton (12/2)

- Dished out career-high six assists while playing 33 minutes against Boston U. (12/5)
- Scored team-high 12 points (10 in first half), with six boards, three blocks at Pitt (12/30)
- Pulled down career-high 12 rebounds in back-to-back games at Georgia Tech (1/3) and vs. Florida State (1/7); first UM player to record two straight 12-plus rebound games since Tonye Jikiri in January 2016
- Scored season-high 16 points at Clemson (1/13)
- Had strong game against Duke with 13 points, seven rebounds, career-high five steals (1/15)
- Recorded 19 points at Florida State (1/27)
- Recorded first career double-double with 10 points, 10 rebounds vs. Pitt (1/31)

- Had big double-double at Virginia Tech with career highs in points (25) and rebounds (13) as well as three blocks (2/3)

SEASON/CAREER HIGHS

- Points**
Season: 25 at Virginia Tech, 2/3/18
Career: 25 at Virginia Tech, 2/3/18
ACC: 25 at Virginia Tech, 2/3/18
- Rebounds**
Season: 13 at Virginia Tech, 2/3/18
Career: 13 at Virginia Tech, 2/3/18
ACC: 13 at Virginia Tech, 2/3/18
- Assists**
Season: 6 Boston University, 12/5/17
Career: 6 Boston University, 12/5/17
ACC: 5 2x, last at Virginia, 2/20/17
- Steals**
Season: 5 Duke, 1/15/18
Career: 5 Duke, 1/15/18
ACC: 5 Duke, 1/15/18
- Blocked Shots**
Season: 3 3x, last at Virginia Tech, 2/3/18
Career: 3 4x, last at Virginia Tech, 2/3/18
ACC: 3 2x, last at Virginia Tech, 2/3/18
- Field Goals**
Season: 9 at Virginia Tech, 2/3/18
Career: 9 at Virginia Tech, 2/3/18
ACC: 9 at Virginia Tech, 2/3/18
- Field-Goal Attempts**
Season: 12 at Clemson, 1/13/18
Career: 12 at Clemson, 1/13/18
ACC: 12 at Clemson, 1/13/18
- Free Throws**
Season: 6 North Florida, 11/25/17
Career: 6 North Florida, 11/25/17
ACC: 4 6x, last at Virginia Tech, 2/3/18
- Free-Throw Attempts**
Season: 7 North Florida, 11/25/17
Career: 7 North Florida, 11/25/17
ACC: 5 3x, last at Virginia Tech, 2/3/18
- 3-Point Field Goals**
Season: 4 at Florida State, 1/27/18
Career: 4 3x, last at Florida State, 1/27/18
ACC: 4 3x, last at Florida State, 1/27/18
- 3-Point Field-Goal Attempts**
Season: 6 at Florida State, 1/27/18
Career: 9 5x, at Virginia Tech, 2/27/17
ACC: 9 4x, at Virginia Tech, 2/27/17
- Minutes**
Season: 36 2x, last at Virginia Tech, 2/3/18
Career: 40 at Virginia, 2/20/17
ACC: 40 at Virginia, 2/20/17

2017-18 GAME-BY-GAME

	GS	Min	FG	Pct	3FG	Pct	FT	Pct	O-D-T	Avg	PF	FO	A	TO	Blk	Stl	Pts	Avg
Gard-Webb *	22	1-4	.250	1-3	.333	0-0	.000	3-4-7	7.0	3	0	1	0	0	2	3	3.0	
Navy *	30	4-5	.800	1-2	.500	1-2	.500	0-7-7	7.0	1	0	2	2	2	1	10	6.5	
Florida A&M *	25	4-6	.667	3-5	.600	0-4	.000	0-4-4	6.0	3	0	1	2	0	0	11	8.0	
vs. La Salle *	27	2-6	.333	1-2	.500	2-3	.667	5-5-10	7.0	4	0	5	1	3	1	7	7.8	
N. Florida *	27	4-7	.571	0-1	.000	6-7	.857	3-1-4	6.4	3	0	3	1	0	3	14	9.0	
at Minn. *	25	3-6	.500	2-3	.667	0-0	.000	0-7-7	6.5	5	1	4	2	0	1	8	8.8	
vs. Prince. *	31	2-6	.333	1-3	.333	0-0	.000	1-9-10	7.0	0	0	3	3	2	0	5	8.3	
Boston U. *	33	1-5	.200	1-4	.250	2-3	.667	0-2-2	6.4	2	0	6	3	0	1	5	7.9	
at GW *	31	2-5	.400	1-2	.500	0-0	.000	1-8-9	6.7	3	0	3	1	1	0	5	7.6	
at Hawai'i *	27	5-7	.714	0-1	.000	1-1	1.000	2-2-4	6.4	4	0	0	1	1	1	11	7.9	
vs NMSU *	29	1-3	.333	0-2	.000	2-2	1.000	1-3-4	6.2	2	0	1	2	2	0	4	7.5	
vs MTSU *	34	2-3	.667	2-2	1.000	3-4	.750	3-2-5	6.1	2	0	2	2	1	0	9	7.7	
at Pitt *	28	5-7	.714	2-2	1.000	0-0	.000	1-5-6	6.1	2	0	2	4	3	1	12	8.0	
at Ga. Tech *	32	4-8	.500	0-1	.000	1-2	.500	3-9-12	6.5	3	0	1	1	0	1	9	8.1	
FSU *	32	0-2	.000	0-0	.000	2-2	1.000	0-12-12	6.9	4	0	2	5	0	1	2	7.7	
at Clemson *	33	6-12	.500	2-6	.333	2-4	.500	3-1-4	6.4	2	0	0	1	1	2	16	8.2	
Duke *	36	5-9	.556	3-5	.600	0-0	.000	0-7-7	6.7	2	0	1	2	2	5	13	8.5	
at NC State *	32	5-8	.625	3-4	.750	2-3	.667	1-2-3	6.5	2	0	4	2	0	1	15	8.8	
Louisville *	34	1-7	.143	0-1	.000	0-0	.000	2-4-6	6.5	4	0	1	2	2	1	2	8.5	
at FSU *	33	7-11	.636	4-6	.667	1-1	1.000	1-4-5	6.4	4	0	1	0	0	2	19	9.0	
Pitt *	32	5-11	.455	0-1	.000	0-0	.000	2-8-10	6.6	2	0	3	0	0	2	10	9.0	
at Va. Tech *	36	9-10	.900	3-3	1.000	4-5	.800	4-9-13	6.9	4	0	2	1	3	1	25	9.8	
Wake Forest *	30	1-4	.250	0-2	.000	2-4	.500	0-4-4	6.7	2	0	2	2	0	3	4	9.5	
at BC																		
Virginia																		
Syracuse																		
at ND																		
BC																		
at UNC																		
Va. Tech																		

Opponent	2016-17			2015-16			
	P	R	A	P	R	A	
WCU	14	5	1	UTRGV	1	2	0
at N. Florida	4	4	0	Louisiana	12	6	4
Penn	0	3	2	vs. Miss. St.	10	4	2
vs Stanford	18	3	1	vs. Utah	0	0	2
vs Iowa State	6	2	0	vs. Butler	7	1	1
vs Florida	2	3	2	Northeastern	0	1	0
Rutgers	8	4	0	at Nebraska	13	7	0
vs Wofford	3	5	1	Charlotte	9	1	1
SC State	5	7	1	Charleston	11	2	1
FAU	13	6	0	at La Salle	2	2	3
GW	2	2	2	Princeton	0	1	0
Columbia	10	5	1	Syracuse	1	2	0
NC State	6	5	1	Florida State	0	0	0
at Syracuse	0	0	1	at Virginia	0	1	0
Notre Dame	6	9	1	at Clemson	3	1	0
at Pittsburgh	9	5	2	at BC	0	0	1
at Wake	16	0	2	Wake Forest	0	0	0
at Duke	0	0	0	at NC State	0	0	0
Boston Coll.	7	6	1	Notre Dame	18	2	0
North Carolina	3	4	4	at Ga Tech	5	3	3
Florida State	2	2	1	Pittsburgh	2	1	0
at NC State	19	4	2	at Florida St	3	1	1
Virginia Tech	12	4	3	Virginia Tech	5	2	0
at Louisville	7	3	3	at UNC	11	4	2
Georgia Tech	4	4	2	Virginia	1	3	2
Clemson	10	4	5	Louisville	3	2	1
at Virginia	4	6	5	at Notre Dame	0	1	2
Duke	2	3	2	at Va Tech	2	4	0
at Va Tech	18	5	1	vs. Va Tech	4	2	1
vs Florida St	2	1	1	vs. Virginia	5	4	0
vs Syracuse	3	2	4	vs. Buffalo	0	0	0
vs UNC	6	3	1	vs. Wichita St	0	2	0
vs Mich. State	3	3	0	vs. Villanova	8	1	0

CAREER STATISTICS

Season	GP	GS	Min.	Avg.	3-Point			Free Throws			Rebounds				Scoring										
					FG	FGA	Pct.	FT	FTA	Pct.	Off.	Def.	Tot.	Avg.	PF	FO	Ast.	TO	Blk	Stl	Pts.	Avg.			
2015-16	33	0	397	12.0	47	92	.511	18	42	.429	24	40	.600	29	34	63	1.9	39	0	27	13	11	17	136	4.1
2016-17	33	18	857	26.0	72	173	.416	35	99	.354	45	62	.726	27	97	124	3.8	78	1	57	47	15	42	224	6.8
2017-18	23	23	699	30.4	79	152	.520	30	61	.492	31	47	.660	36	119	155	6.7	63	1	50	40	23	30	219	9.5
TOTAL	89	41	1953	21.9	198	417	.475	83	202	.411	100	149	.671	92	250	342	3.8	180	2	134	100	49	89	579	6.5



2 CHRIS LYKES

Fr. • 5-7 • 161 • Guard
Mitchellville, Md.
Gonzaga College HS

2017-18 HONORS

- ACC Rookie of the Week - Jan. 8

2017-18 HIGHLIGHTS

- Has hit at least one 3-pointer in 19 of 23 games, including two or more in 12 contests
- Has recorded four or more assists in four of last five games
- Averaging 9.6 points per game in ACC play (fifth on team); scored in double figures in five ACC games

- Hit a 3-pointer and played 18 minutes in college debut against Gardner-Webb (11/10)
- Scored 13 points and dished out four assists in win over Florida A&M (11/16)
- Scored 10 points and added three steals in win at No. 12 Minnesota (11/29)
- Recorded 10 points (2-3 3FG) in ACC opener at Pitt (12/30)
- Scored eight points and handed out five assists at Georgia Tech (1/3)
- Recorded 18 points on 6-of-10

shooting in season-high 25 minutes in win over Florida State (1/7)

- Named ACC Rookie of Week on Jan. 8 after GT/FSU performances
- Scored 13 points (3-5 3FG) at Clemson (1/13)
- Made first college start at NC State (1/21)
- Started and played season-high 33 minutes against Pitt, scoring 13 points and dishing out five assists (1/31)

CAREER HIGHS

Points

Career: 18 Florida State, 1/7/18
ACC: 18 Florida State, 1/7/18

Rebounds

Career: 5 at Hawai'i, 12/23/17
ACC: 3 Pitt, 1/31/18

Assists

Career: 5 5x, last vs. Wake Forest, 2/7/18
ACC: 5 5x, last vs. Wake Forest, 2/7/18

Steals

Career: 3 at Minnesota, 11/29/17
ACC: 1 5x, last vs. Wake Forest, 2/7/18

Blocked Shots

Career: 1 at NC State, 1/21/18
ACC: 1 at NC State, 1/21/18

Field Goals

Career: 6 Florida State, 1/7/18
ACC: 6 Florida State, 1/7/18

Field-Goal Attempts

Career: 13 Duke, 1/15/18
ACC: 13 Duke, 1/15/18

Free Throws

Career: 6 Wake Forest, 2/7/18
ACC: 6 Wake Forest, 2/7/18

Free-Throw Attempts

Career: 8 Florida State, 1/7/18
ACC: 8 Florida State, 1/7/18

3-Point Field Goals

Career: 3 2x, last at Clemson, 1/13/18
ACC: 3 at Clemson, 1/13/18

3-Point Field-Goal Attempts

Career: 8 at Georgia Tech, 1/3/18
ACC: 8 at Georgia Tech, 1/3/18

Minutes

Career: 33 Pitt, 1/31/18
ACC: 33 Pitt, 1/31/18

2017-18 GAME-BY-GAME

	GS	Min	FG	Pct	3FG	Pct	FT	Pct	O-D-T	Avg	PF	FO	A	TO	Blk	Stl	Pts	Avg
Gardner-Webb	18	1-6	.167	1-5	.200	0-0	.000	0-1-1	1.0	3	0	1	4	0	1	3	3.0	
Navy	17	3-5	.600	2-2	1.000	0-0	.000	0-1-1	1.0	2	0	2	0	2	0	2	8	5.5
Florida A&M	21	4-7	.571	3-6	.500	2-3	.667	0-1-1	1.0	2	0	4	1	0	1	13	8.0	
vs. La Salle	6	0-2	.000	0-0	.000	0-0	.000	0-1-1	1.0	2	0	0	1	0	0	0	6.0	
North Florida	19	4-9	.444	2-5	.400	0-1	.000	0-0-0	0.8	2	0	4	1	0	1	10	6.8	
at Minnesota	19	4-8	.500	2-6	.333	0-0	.000	0-1-1	0.8	3	0	0	1	0	3	10	7.3	
vs. Princeton	13	2-6	.333	1-3	.333	0-0	.000	0-1-1	0.9	2	0	2	1	0	1	5	7.0	
Boston University	20	3-5	.600	2-3	.667	0-0	.000	0-0-0	0.8	1	0	0	2	0	0	8	7.1	
at George Washington	12	1-5	.200	1-3	.333	0-0	.000	0-0-0	0.7	2	0	1	1	0	0	3	6.7	
at Hawai'i	19	3-7	.429	1-3	.333	0-0	.000	1-4-5	1.1	1	0	0	1	0	1	7	6.7	
vs New Mexico State	11	0-5	.000	0-4	.000	1-2	.500	0-1-1	1.1	2	0	0	2	0	0	1	6.2	
vs Middle Tennessee	17	3-5	.600	2-3	.667	0-0	.000	0-0-0	1.0	2	0	2	1	0	1	8	6.3	
at Pittsburgh	17	3-5	.600	2-3	.667	2-2	1.000	0-1-1	1.0	2	0	0	3	0	0	10	6.6	
at Georgia Tech	20	2-10	.200	2-8	.250	2-2	1.000	0-0-0	0.9	2	0	5	3	0	0	8	6.7	
Florida State	25	6-10	.600	2-4	.500	4-8	.500	1-0-1	0.9	3	0	2	1	0	1	18	7.5	
at Clemson	26	5-8	.625	3-5	.600	0-0	.000	0-1-1	0.9	1	0	1	3	0	1	13	7.8	
Duke	27	5-13	.385	1-6	.167	2-2	1.000	0-1-1	0.9	1	0	2	1	0	0	13	8.1	
at NC State	* 22	3-7	.429	0-2	.000	0-0	.000	0-2-2	1.0	1	0	5	2	1	1	6	8.0	
Louisville	20	2-6	.333	2-6	.333	3-5	.600	0-0-0	0.9	1	0	4	0	0	1	9	8.1	
at Florida State	13	0-4	.000	0-3	.000	0-0	.000	0-0-0	0.9	3	0	5	1	0	0	0	7.7	
Pittsburgh	* 33	3-10	.300	2-6	.333	5-8	.625	0-3-3	1.0	2	0	5	2	0	0	13	7.9	
at Virginia Tech	* 21	2-4	.500	1-3	.333	1-2	.500	0-2-2	1.0	2	0	0	4	0	0	6	7.8	
Wake Forest	* 31	3-8	.375	1-3	.333	6-7	.857	0-2-2	1.1	2	0	5	2	0	1	13	8.0	
at Boston College																		
Virginia																		
Syracuse																		
at Notre Dame																		
Boston College																		
at North Carolina																		
Virginia Tech																		

CAREER STATISTICS

Season	GP	GS	Min.	Avg.	FG	FGA	Pct.	3-Point	Free Throws	Rebounds	PF	FO	Ast.	TO	Blk	Stl	Scoring								
								FG	FTA	Def.	Off.						Pts.								
								FGA	Pct.								Avg.								
2017-18	23	4	447	19.4	62	155	.400	33	92	.359	28	42	.667	2	23	25	1.1	44	0	50	38	1	16	185	8.0



14 RODNEY MILLER JR.

So. • 7-0 • 255 • Center
Laurelton, N.Y.
Oak Hill Academy

2017-18 HIGHLIGHTS

- Has played in 11 games off bench, including three in ACC play
- Scored four points in five minutes of action against Navy (11/12)
- Played season-high six minutes against Middle Tennessee (12/25)
- Scored two points and matched career high with three rebounds at Virginia Tech (2/3)

2017-18 GAME-BY-GAME

	GS	Min	FG	Pct	3FG	Pct	FT	Pct	O-D-T	Avg	PF	FO	A	TO	Blk	Stl	Pts	Avg
Gardner-Webb	4	0-1	.000	0-0	.000	0-1	.000	0-1-1	1.0	0	0	0	0	0	0	0	0	0.0
Navy	5	2-3	.667	0-0	.000	0-2	.000	0-0-0	0.5	1	0	0	0	0	0	0	4	2.0
Florida A&M	6	1-1	1.000	0-0	.000	0-0	.000	0-1-1	0.7	0	0	0	0	0	0	0	2	2.0
vs. La Salle	1	0-0	.000	0-0	.000	0-1	.000	0-0-0	0.5	0	0	0	0	0	0	0	0	1.5
North Florida	DNP																	
at Minnesota	DNP																	
vs. Princeton	3	1-1	1.000	0-0	.000	0-1	.000	0-0-0	0.4	0	0	0	0	0	0	0	2	1.6
Boston University	DNP																	
at George Washington	DNP																	
at Hawai'i	DNP																	
vs. New Mexico State	3	0-0	.000	0-0	.000	0-0	.000	0-1-1	0.5	1	0	0	1	0	0	0	0	1.3
vs Middle Tennessee	6	1-1	1.000	0-0	.000	0-0	.000	0-0-0	0.4	2	0	0	1	0	0	0	2	1.4
at Pittsburgh	3	0-2	.000	0-0	.000	0-0	.000	0-0-0	0.4	0	0	0	0	0	0	0	0	1.3
at Georgia Tech	1	0-0	.000	0-0	.000	0-0	.000	0-0-0	0.3	0	0	0	0	0	0	0	0	1.1
Florida State	DNP																	
at Clemson	DNP																	
Duke	DNP																	
at NC State	DNP																	
Louisville	DNP																	
at Florida State	DNP																	
Pittsburgh	DNP																	
at Virginia Tech	4	1-2	.500	0-0	.000	0-0	.000	2-1-3	0.6	1	0	0	1	1	0	2	1.2	
Wake Forest	3	0-0	.000	0-0	.000	1-2	.500	0-0-0	0.5	0	0	0	0	0	0	1	1.2	
at Boston College																		
Virginia																		
Syracuse																		
at Notre Dame																		
Boston College																		
at North Carolina																		
Virginia Tech																		

SEASON/CAREER HIGHS

Points

Season: 4 Navy, 11/12/17
 Career: 5 Western Carolina, 11/11/16
 ACC: 2 2x, last at Virginia Tech, 2/3/18

Rebounds

Season: 3 at Virginia Tech, 2/3/18
 Career: 3 2x, last at Virginia Tech, 2/3/18
 ACC: 3 at Virginia Tech, 2/3/18

Assists

Season: -
 Career: -
 ACC: -

Steals

Season: -
 Career: -
 ACC: -

Blocked Shots

Season: 1 at Virginia Tech, 2/3/18
 Career: 1 at Virginia Tech, 2/3/18
 ACC: 1 at Virginia Tech, 2/3/18

Field Goals

Season: 2 Navy, 11/12/17
 Career: 2 at North Florida, 11/16/16
 ACC: 1 2x last at Virginia Tech, 2/3/18

Field-Goal Attempts

Season: 3 Navy, 11/12/17
 Career: 4 Western Carolina, 11/11/16
 ACC: 3 vs. North Carolina, 3/9/17

Free Throws

Season: 1 Wake Forest, 2/7/18
 Career: 3 Western Carolina, 11/11/16
 ACC: 1 2x, last vs. Wake Forest, 2/7/18

Free-Throw Attempts

Season: 2 2x, last vs. Wake Forest, 2/7/18
 Career: 6 Western Carolina, 11/11/16
 ACC: 2 2x, last vs. Wake Forest, 2/7/18

3-Point Field Goals

Season: -
 Career: -
 ACC: -

3-Point Field-Goal Attempts

Season: -
 Career: -
 ACC: -

Minutes

Season: 6 2x, last vs. New Mexico State, 12/23/17
 Career: 11 at North Florida, 11/16/16
 ACC: 8 vs. North Carolina, 3/9/17

2016-17

Opponent	P	R	A
WCU	5	2	0
at North Florida	4	3	0
Penn	2	0	0
vs Florida	0	0	0
Rutgers	0	0	0
SC State	0	2	0
FAU	0	0	0
NC State	0	0	0
at Syracuse	0	0	0
at Pittsburgh	0	0	0
at Wake Forest	1	0	0
Florida State	0	0	0
at Louisville	0	0	0
vs North Carolina	2	1	0
vs Michigan St.	0	1	0

CAREER STATISTICS

Season	GP	GS	Min.	Avg.	3-Point			Free Throws			Rebounds					Scoring									
					FG	FGA	Pct.	FT	FTA	Pct.	Off.	Def.	Tot.	Avg.	Pts.	Avg.									
2016-17	15	0	57	3.8	5	11	.455	0	0	.000	4	9	.444	4	5	9	0.6	6	0	0	1	1	0	14	0.9
2017-18	11	0	39	3.5	6	11	.545	0	0	.000	1	7	.143	2	4	6	0.5	5	0	0	3	1	0	13	1.2
TOTAL	26	0	96	3.7	11	22	.500	0	0	.000	5	16	.313	6	9	15	0.6	11	0	0	4	2	0	27	1.0



O JA'QUAN NEWTON

Sr. • 6-3 • 191 • Guard
Philadelphia, Pa.
Neumann-Goretti HS

CAREER

- Leads team with 118 career games played (52 starts)
- Became 38th Hurricane to reach 1,000 career points on Jan. 3 at Georgia Tech (1,060 career points)
- Currently in 33rd place in career scoring at Miami
- One of 11 active 1,000-point scorers in the ACC
- With 289 career assists, needs three assists to reach top 10 in Miami history
- Needs four more games to reach top 10 in school history

2017-18 HIGHLIGHTS

- Scored in double figures in each of Miami's first three contests and 10 overall
- Recorded 15 points and four assists in win over FAMU (11/16)
- Scored a dozen points and matched a career high with nine assists in win at No. 12 Minnesota (11/29)

- Scored 16 points in win at Hawai'i (12/23)
- Averaged 10.0 points per game in three games at Diamond Head Classic
- Recorded nine points and six assists against Middle Tennessee (12/25)
- Scored 11 points and had four assists in ACC opener at Pitt (12/30)
- Reached 1,000-career point mark in first half at Georgia Tech (1/3)
- Dished out seven assists in win at NC State (1/21)
- Scored 12 points and racked up seven rebounds in OT win over Louisville (1/24)
- Scored 12 points in win at Virginia Tech (2/3)
- Matched season high with 16 points in win over Wake Forest (2/7)

SEASON/CAREER HIGHS

Points	
Season:	16 2x, last vs. Wake Forest, 2/7/18
Career:	23 Boston College, 1/25/17
ACC:	23 Boston College, 1/25/17
Rebounds	
Season:	7 Louisville, 1/24/18
Career:	9 Columbia, 12/28/16
ACC:	9 2x, last vs. Louisville, 1/24/18
Assists	
Season:	9 at Minnesota, 11/29/17
Career:	9 2x, last at Minnesota, 11/29/17
ACC:	7 3x, last at NC State, 1/21/17
Steals	
Season:	3 2x, last vs. Boston U., 12/5/17
Career:	4 2x, last at NC State, 1/30/16
ACC:	4 at NC State, 1/30/16
Blocked Shots	
Season:	-
Career:	1 9x, last vs. Va Tech, 3/10/16
ACC:	1 3x, last vs. Virginia, 2/22/16
Field Goals	
Season:	6 3x, last at Hawai'i, 12/23/17
Career:	9 vs. Iowa State, 11/25/16
ACC:	8 Boston College, 1/25/17

Field-Goal Attempts

Season:	12 2x, last vs. Wake Forest, 2/7/18
Career:	16 2x, last vs. Notre Dame, 1/12/17
ACC:	16 Notre Dame, 1/12/17

Free Throws

Season:	8 Louisville, 1/24/18
Career:	9 2x, last vs. Virginia, 3/11/16
ACC:	8 Louisville, 1/24/18

Free-Throw Attempts

Season:	10 Louisville, 1/24/18
Career:	11 vs. Virginia, 3/11/16
ACC:	10 3x, last vs. Louisville, 1/24/18

3-Point Field Goals

Season:	1 2x, last vs. Navy, 11/12/17
Career:	3 Columbia, 12/28/16
ACC:	2 2x, last at Louisville, 2/11/17

3-Point Field-Goal Attempts

Season:	3 Navy, 11/12/17
Career:	5 Columbia, 12/28/16
ACC:	3 3x, last at Louisville, 2/11/17

Minutes

Season:	36 Boston University, 12/5/17
Career:	38 2x, last vs. Florida, 11/27/16
ACC:	36 Notre Dame, 1/12/17

2017-18 GAME-BY-GAME

	GS	Min	FG	Pct	3FG	Pct	FT	Pct	O-D-T	Avg	PF	FO	A	TO	Blk	Stl	Pts	Avg
Gard-Webb	* 28	4-6	.667	1-2	.500	4-8	.500	0-0-0	0.0	1	0	1	0	0	0	13	13.0	
Navy	* 26	6-10	.600	1-3	.333	1-1	1.000	0-3-3	1.5	1	0	1	4	0	1	14	13.5	
Florida A&M	* 26	5-9	.556	0-2	.000	5-7	.714	1-2-3	2.0	2	0	4	4	0	1	15	14.0	
vs. La Salle	* 30	1-9	.111	0-1	.000	2-3	.667	0-3-3	2.3	1	0	0	1	0	2	4	11.5	
N. Florida	* 26	5-8	.625	0-0	.000	2-2	1.000	0-1-1	2.0	1	0	3	4	0	0	12	11.6	
at Minnesota	* 32	6-12	.500	0-1	.000	0-2	.000	0-3-3	2.2	0	0	9	1	1	2	12	11.7	
vs. Princeton	* 26	2-9	.222	0-2	.000	0-0	.000	0-2-2	2.1	1	0	5	0	0	3	4	10.6	
Boston U.	* 36	4-7	.571	0-0	.000	1-2	.500	0-6-6	2.6	1	0	1	3	2	3	9	10.4	
at GW	* 30	4-9	.444	0-0	.000	0-0	.000	0-4-4	2.8	2	0	3	1	0	1	8	10.1	
at Hawai'i	* 31	6-11	.545	0-1	.000	4-5	.800	0-2-2	2.7	1	0	2	2	0	0	16	10.7	
vs NMSU	* 27	2-8	.250	0-1	.000	1-1	1.000	1-2-3	2.7	1	0	0	2	0	0	5	10.2	
vs MTSU	* 28	4-7	.571	0-1	.000	1-4	.250	0-1-1	2.6	3	0	6	1	0	1	9	10.1	
at Pitt	* 27	5-7	.714	0-0	.000	1-1	1.000	0-3-3	2.6	1	0	4	3	0	2	11	10.2	
at Ga. Tech	* 26	3-7	.429	0-0	.000	0-0	.000	1-0-1	2.5	1	0	3	4	0	1	6	9.9	
FSU	* 17	0-1	.000	0-0	.000	0-0	.000	0-0-0	2.3	2	0	4	1	0	0	0	9.2	
at Clemson	* 26	2-8	.250	0-1	.000	0-0	.000	0-0-0	2.2	3	0	0	2	0	1	4	8.9	
Duke	* 22	1-4	.250	0-0	.000	1-2	.500	0-1-1	2.1	2	0	2	1	0	2	3	8.5	
at NC State	* 28	2-6	.333	0-0	.000	1-2	.500	0-0-0	2.0	1	0	7	1	0	2	5	8.3	
Louisville	* 29	2-10	.200	0-1	.000	8-10	.800	3-4-7	2.3	4	0	2	1	0	1	12	8.5	
at FSU	* 14	1-3	.333	1-1	1.000	1-4	.250	2-1-3	2.3	0	0	1	1	0	0	4	8.3	
Pittsburgh	15	1-4	.250	0-1	.000	1-2	.500	0-2-2	2.3	3	0	2	1	0	0	3	8.0	
at Va. Tech	24	4-7	.571	0-0	.000	4-7	.571	3-3-6	2.5	0	0	4	3	0	0	12	8.2	
Wake Forest	28	6-12	.500	0-1	.000	4-6	.667	2-1-3	2.5	3	0	1	0	0	0	16	8.6	
at BC																		
Virginia																		
Syracuse																		
at ND																		
BC																		
at UNC																		
Va. Tech																		

	2016-17				2015-16				2014-15				
Opponent	P	R	A		Opponent	P	R	A		Opponent	P	R	A
WCU	13	4	2		UTRGV	11	2	1		Howard	8	0	0
at N. Florida	16	3	7		Louisiana	11	0	5		at Florida	5	1	3
Penn	18	4	3		Mississippi St.	15	2	5		vs Drexel	7	1	3
vs Stanford	20	2	2		vs Utah	5	1	1		vs Akron	4	0	1
vs Iowa State	21	2	3		vs Butler	17	1	3		vs Charlotte	3	3	3
vs Florida	15	3	1		Northeastern	13	2	1		at Charlotte	0	0	0
Rutgers	11	6	3		at Nebraska	10	2	2		S. Alabama	5	1	0
vs Wofford	15	2	9		Charlotte	14	4	6		Illinois	0	2	1
SC State	11	1	5		Florida	3	1	3		Green Bay	0	0	0
FAU	8	6	6		Charleston	20	7	2		Savannah St.	2	0	0
GW	14	2	5		at La Salle	10	2	3		E. Kentucky	2	2	3
Columbia	22	9	4		Princeton	13	4	4		vs Providence	3	0	1
NC State	21	4	1		Syracuse	14	4	2		Charleston	6	0	0
at Syracuse	8	4	7		Florida State	13	1	4		Virginia	0	1	1
Notre Dame	14	3	1		at Virginia	6	5	1		at Duke	4	2	3
at Pittsburgh	14	3	5		at Clemson	8	4	1		at Notre Dame	16	2	5
at Wake Forest	9	3	7		at BC	12	4	2		NC State	0	0	1
at Duke	13	3	1		Wake Forest	18	1	1		at Syracuse	3	0	0
Boston College	23	5	2		Duke	15	5	5		at Florida State	2	0	1
North Carolina	18	7	3		at NC State	10	2	2		Louisville	3	1	1
Florida State	12	3	2		Notre Dame	12	1	2		Clemson	1	1	1
at NC State	13	3	5		at Ga Tech	14	4	2		at Wake Forest	5	0	2
Virginia Tech	16	4	1		Pittsburgh	3	1	1		at BC	0	0	0
at Louisville	15	5	2		at Florida St.	7	4	2		Virginia Tech	8	4	3
Duke	7	5	0		at UNC	3	1	1		North Carolina	0	3	0
at Va Tech	2	0	4		Virginia	6	1	2		at Pittsburgh	4	3	1
vs Florida St.	5	2	1		vs Va Tech	10	2	4		at Va. Tech	8	4	3
vs Syracuse	11	4	6		vs Virginia	19	1	3		vs Va. Tech	0	3	0
vs UNC	3	1	1		at Buffalo	10	2	2		vs Notre Dame	0	0	0
vs Michigan St.	16	2	2		vs Wichita St.	2	0	1		Alabama	1	1	2
					vs Villanova	0	0	2		at Richmond	11	5	2
										vs Temple	9	4	2
										vs Stanford	10	5	2

CAREER STATISTICS

Season	GP	GS	Min.	Avg.	FG	FGA	Pct.	3-Point FG	3-Point FGA	3-Point Pct.	Free Throws FT	Free Throws FTA	Free Throws Pct.	Off.	Rebounds Def.	Rebounds Tot.	Avg.	PF	FO	Ast.	TO	Blk	Stl	Pts.	Avg.
2014-15	34	3	459	13.5	45	111	.405	4	10	.400	41	64	.641	8	35	43	1.3	34	0	47	39	4	8	135	4.0
2015-16	31	1	703	22.7	105	228	.461	9	26	.346	105	143	.734	16	55	71	2.3	48	0	76	66	5	27	324	10.5
2016-17	30	28	942	31.4	150	332	.452	11	40	.275	93	133	.699	18	87	105	3.5	49	0	101	98	1	34	404	13.5
2017-18	23	20	602	26.2	76	174	.437	3	19	.158	42	69	.609	13	44	57	2.5	35	0	65	41	3	23	197	8.6
TOTAL	118	52	2706	22.9	376	845	.445	27	95	.284	281	409	.687	55	221	276	2.3	166	0	289	244	13	92	1060	9.0



5 MIKE ROBINSON

Sr. • 5-10 • 170 • Guard
New Britain, Conn.
New Britain HS

2017-18 HIGHLIGHTS


- Has played in five games
- Scored first field goal since 2015-16 season with his 3-pointer in season opener against Gardner-Webb (11/10)

2017-18 GAME-BY-GAME

	GS	Min	FG	Pct	3FG	Pct	FT	Pct	O-D-T	Avg	PF	FO	A	TO	Blk	Stl	Pts	Avg
Gardner-Webb	1	1-1	1.00	1-1	1.000	0-0	.000	0-0-0	0.0	0	0	0	0	0	0	0	3	3.0
Navy	3	0-0	.000	0-0	.000	0-0	.000	0-0-0	0.0	0	0	0	0	0	0	0	0	1.5
Florida A&M	2	0-0	.000	0-0	.000	0-0	.000	0-0-0	0.0	0	0	0	0	0	0	0	0	1.0
vs. La Salle	DNP																	
North Florida	1	0-0	.000	0-0	.000	0-0	.000	0-0-0	0.0	0	0	0	0	0	0	0	0	0.8
at Minnesota	DNP																	
vs. Princeton	3	0-1	.000	0-0	.000	0-0	.000	0-0-0	0.0	0	0	1	0	0	0	0	0	0.6
Boston University	DNP																	
at George Washington	DNP																	
at Hawai'i	DNP																	
vs. New Mexico State	DNP																	
vs. Middle Tennessee	DNP																	
at Pittsburgh	DNP																	
at Georgia Tech	DNP																	
Florida State	DNP																	
at Clemson	DNP																	
Duke	DNP																	
at NC State	DNP																	
Louisville	DNP																	
at Florida State	DNP																	
Pittsburgh	DNP																	
at Virginia Tech	DNP																	
Wake Forest	DNP																	
at Boston College	DNP																	
Virginia	DNP																	
Syracuse	DNP																	
at Notre Dame	DNP																	
Boston College	DNP																	
at North Carolina	DNP																	
Virginia Tech	DNP																	

CAREER STATISTICS

Season	GP	GS	Min.	Avg.	FG	FGA	Pct.	3-Point			Free Throws			Rebounds				Scoring							
								FG	FGA	Pct.	FT	FTA	Pct.	Off.	Def.	Tot.	Avg.	PF	FO	Ast.	TO	Blk	Stl	Pts.	Avg.
2015-16	9	0	14	1.6	5	9	.556	4	7	.571	0	0	.000	0	1	1	0.1	3	0	0	0	0	0	14	1.6
2016-17	9	0	19	2.1	0	5	.000	0	4	.000	1	2	.500	1	0	1	0.1	2	0	0	1	0	1	1	0.1
2017-18	5	0	10	2.0	1	2	.500	1	1	1.000	0	0	.000	0	0	0	0.0	0	0	1	0	0	3	0.6	
TOTAL	23	0	43	1.9	6	16	.375	5	12	.417	1	2	.500	1	1	2	0.1	5	0	1	1	0	1	18	0.8



35 CHRIS STOWELL

Sr. • 6-6 • 208 • Forward
Exeter, N.H.
Exeter

2017-18 HIGHLIGHTS


- Has played in five games
- Already has accepted job after graduation with Citi in New York City, working with Treasury and Trade Solutions
- Was named to Omicron Delta Kappa (ODK) National Leadership Society in Spring 2017

2017-18 GAME-BY-GAME

	GS	Min	FG	Pct	3FG	Pct	FT	Pct	O-D-T	Avg	PF	FO	A	TO	Blk	Stl	Pts	Avg
Gardner-Webb	1	0-0	.000	0-0	.000	0-0	.000	0-0-0	0.0	0	0	0	0	0	0	0	0	0.0
Navy	3	0-0	.000	0-0	.000	0-0	.000	0-0-0	0.0	0-1-1	0.5	0	0	0	0	0	0	0.0
Florida A&M	2	0-1	.000	0-1	.000	0-0	.000	0-0-0	0.3	0	0	0	0	0	0	0	0	0.0
vs. La Salle	DNP																	
North Florida	1	0-0	.000	0-0	.000	0-0	.000	0-0-0	0.3	0	0	0	0	0	0	0	0	0.0
at Minnesota	DNP																	
vs. Princeton	2	0-0	.000	0-0	.000	0-0	.000	0-0-0	0.2	0	0	0	0	0	0	0	0	0.0
Boston University	DNP																	
at George Washington	DNP																	
at Hawai'i	DNP																	
vs. New Mexico State	DNP																	
vs. Middle Tennessee	DNP																	
at Pittsburgh	DNP																	
at Georgia Tech	DNP																	
Florida State	DNP																	
at Clemson	DNP																	
Duke	DNP																	
at NC State	DNP																	
Louisville	DNP																	
at Florida State	DNP																	
Pittsburgh	DNP																	
at Virginia Tech	DNP																	
Wake Forest	DNP																	
at Boston College	DNP																	
Virginia	DNP																	
Syracuse	DNP																	
at Notre Dame	DNP																	
Boston College	DNP																	
at North Carolina	DNP																	
Virginia Tech	DNP																	

CAREER STATISTICS

Season	GP	GS	Min.	Avg.	FG	FGA	Pct.	3-Point			Free Throws			Rebounds				Scoring							
								FG	FGA	Pct.	FT	FTA	Pct.	Off.	Def.	Tot.	Avg.	PF	FO	Ast.	TO	Blk	Stl	Pts.	Avg.
2014-15	4	0	6	1.5	0	1	.000	0	0	.000	0	0	.000	0	0	0	0.0	1	0	1	0	0	0	0	0.0
2015-16	9	0	13	1.4	0	1	.000	0	1	.000	0	0	.000	0	3	3	0.3	1	0	0	1	1	0	0	0.0
2016-17	6	0	10	1.7	0	1	.000	0	1	.000	0	0	.000	0	2	2	0.3	0	0	0	0	0	0	0	0.0
2017-18	5	0	9	1.8	0	1	.000	0	1	.000	0	0	.000	0	1	1	0.2	0	0	0	0	0	0	0	0.0
TOTAL	24	0	38	1.6	0	4	.000	0	3	.000	0	0	.000	0	6	6	0.3	2	0	1	1	1	0	0	0.0



1 DEJAN (DJ) VASILJEVIC

So. • 6-3 • 203 • Guard
Melbourne, Australia
Australian Institute of Sport

2017-18 HIGHLIGHTS

• Leads team in 3-point field goals (47)
• Has hit at least one 3-pointer in 20 of 23 games, including 14 games with two or more

• Made first college start in 2017-18 season opener against Gardner-Webb after coming off bench in all 33 games last year

• After tough shooting night in opener, bounced back to score 16 points against Navy and 15 against Florida A&M

• Hit 3-of-5 from 3-point range and scored 11 points in win at No. 12 Minnesota (11/29)

• Scored career-high 20 points and hit 5-of-7 3-pointers in win over Princeton (12/2)

• Recorded 15 points and hit 3-of-6 3-pointers in win over Boston U. (12/5)

• Averaged 11.3 points and 4.3 rebounds in three games at Diamond Head Classic

• Hit six 3-pointers (five in second half) and matched career high with 20 points at Florida State (1/27)

• Scored 14 points, including nine in the first 5:26, in win at Virginia Tech (2/3)

2017-18 GAME-BY-GAME

	GS	Min	FG	Pct	3FG	Pct	FT	Pct	O-D-T	Avg	PF	FO	A	TO	Blk	Stl	Pts	Avg
Gard-Webb	*	30	2-12	.167	1-10	.100	2-2	1.000	0-2-2	2.0	1	0	0	0	0	0	7	7.0
Navy	*	20	5-10	.500	4-8	.500	2-2	1.000	0-3-3	2.5	2	0	0	0	0	2	16	11.5
Florida A&M	*	31	6-10	.600	3-6	.500	0-0	.000	0-4-4	3.0	2	0	2	0	1	1	15	12.7
vs. La Salle	*	25	3-9	.333	2-4	.500	0-0	.000	1-0-1	2.5	0	0	0	1	0	0	8	11.5
N. Florida	*	22	1-6	.167	0-4	.000	0-0	.000	0-2-2	2.4	0	0	0	0	0	0	2	9.6
at Minnesota	*	18	4-6	.667	3-5	.600	0-0	.000	0-2-2	2.3	3	0	0	0	0	0	11	9.8
vs. Princeton	*	29	7-9	.778	5-7	.714	1-1	1.000	0-3-3	2.4	4	0	1	1	0	0	20	11.3
Boston U.	*	35	6-10	.600	3-6	.500	0-1	.000	0-5-5	2.8	2	0	0	1	1	1	15	11.8
at GW	*	17	3-8	.375	2-6	.333	2-2	1.000	0-1-1	2.6	0	0	0	1	0	0	10	11.6
at Hawai'i	*	27	2-7	.286	2-3	.667	0-0	.000	1-2-3	2.6	1	0	0	0	0	1	6	11.0
vs NMSU	*	33	6-11	.545	2-6	.333	1-1	1.000	0-5-5	2.8	2	0	1	1	0	0	15	11.4
vs MTSU	*	31	4-7	.571	3-6	.500	2-2	1.000	2-3-5	3.0	4	0	1	1	0	1	13	11.5
at Pittsburgh	*	25	1-7	.143	1-5	.200	0-0	.000	1-1-2	2.9	3	0	0	0	0	2	3	10.8
at Ga Tech	*	23	1-4	.250	1-4	.250	0-0	.000	0-1-1	2.8	1	0	0	2	0	0	3	10.3
FSU		27	3-10	.300	1-6	.167	1-1	1.000	1-2-3	2.8	1	0	4	0	0	2	8	10.1
at Clemson		10	0-2	.000	0-2	.000	0-0	.000	0-0-0	2.6	0	0	0	0	0	0	0	9.5
Duke		6	0-3	.000	0-3	.000	0-0	.000	0-2-2	2.6	1	0	0	0	0	0	0	8.9
at NC State		15	2-7	.286	2-6	.333	0-0	.000	0-4-4	2.7	0	0	0	0	0	0	6	8.8
Louisville		6	0-1	.000	0-0	.000	0-0	.000	0-0-0	2.5	1	0	0	0	0	0	0	8.3
at FSU		35	7-11	.636	6-10	.600	0-0	.000	1-1-2	2.5	2	0	0	0	0	0	20	8.9
Pittsburgh	*	26	3-7	.429	2-5	.400	0-1	.000	2-1-3	2.5	1	0	0	0	0	1	8	8.9
at Va Tech	*	31	5-9	.556	2-6	.333	2-2	1.000	0-1-1	2.5	1	0	0	1	0	0	14	9.1
Wake Forest	*	19	3-7	.429	2-5	.400	1-1	1.000	2-3-5	2.6	3	0	1	1	0	0	9	9.1
at BC																		
Virginia																		
Syracuse																		
at ND																		
BC																		
at UNC																		
Va Tech																		

SEASON/CAREER HIGHS

Points

Season: 20 2x, last at Florida St., 1/27/18

Career: 20 2x, last at Florida St., 1/27/18

ACC: 20 at Florida State, 1/27/18

Rebounds

Season: 5 4x, last vs. Wake, 2/7/18

Career: 5 4x, last vs. Wake, 2/7/18

ACC: 5 Wake Forest, 2/7/18

Assists

Season: 4 Florida State, 1/7/18

Career: 4 Florida State, 1/7/18

ACC: 4 Florida State, 1/7/18

Steals

Season: 2 3x, last vs. Florida State, 1/7/18

Career: 2 3x, last vs. Florida State, 1/7/18

ACC: 2 2x, last vs. Florida State, 1/7/18

Blocked Shots

Season: 1 2x, last vs. Boston U., 12/5/17

Career: 1 3x, last vs. Boston U., 12/5/17

ACC: -

Field Goals

Season: 7 2x, last at Florida St., 1/27/18

Career: 7 2x, last at Florida St., 1/27/18

ACC: 7 at Florida State, 1/27/18

Field-Goal Attempts

Season: 12 Gardner-Webb, 11/10/17

Career: 13 vs. South Carolina State, 12/6/16

ACC: 12 at Syracuse, 1/4/17

Free Throws

Season: 2 4x, last vs. MTSU, 12/25/17

Career: 3 Rutgers, 11/30/16

ACC: 2 2x, last at Virginia, 2/20/17

Free-Throw Attempts

Season: 2 5x, last at Virginia Tech, 2/3/18

Career: 3 Rutgers, 11/30/16

ACC: 2 6x, last at Virginia Tech, 2/3/18

3-Point Field Goals

Season: 6 at Florida State, 1/27/18

Career: 6 2x, last at Florida St., 1/27/18

ACC: 6 2x, last at Florida St., 1/27/18

3-Point Field-Goal Attempts

Season: 10 2x, last at Florida St., 1/27/18

Career: 12 at Syracuse, 1/4/17

ACC: 12 at Syracuse, 1/4/17

Minutes

Season: 35 2x, last at Florida St., 1/27/18

Career: 35 2x, last at Florida St., 1/27/18

ACC: 35 at Florida State, 1/27/18

Opponent	2016-17		
	P	R	A
WCU	11	2	2
at North Florida	13	1	0
Penn	11	0	1
vs Stanford	3	1	1
vs Iowa State	5	0	0
vs Florida	0	0	0
Rutgers	3	1	1
vs Wofford	6	2	0
SC State	17	2	2
FAU	2	2	0
GW	6	3	0
Columbia	3	1	1
NC State	3	2	0
at Syracuse	18	0	0
Notre Dame	3	0	1
at Pittsburgh	6	2	1
at Wake Forest	3	0	0
at Duke	0	1	0
Boston College	3	1	0
North Carolina	3	1	0
Florida State	3	1	0
at NC State	0	1	0
Virginia Tech	5	1	0
at Louisville	3	0	0
Georgia Tech	13	2	1
Clemson	5	3	1
at Virginia	10	4	0
Duke	0	2	0
at Virginia Tech	9	1	0
vs Florida State	9	3	0
vs Syracuse	13	1	1
vs North Carolina	6	1	1
vs Michigan St.	2	2	1

CAREER STATISTICS

Season	GP	GS	Min.	Avg.	3-Point			Free Throws			Rebounds				Scoring										
					FG	FGA	Pct.	FT	FTA	Pct.	Off.	Def.	Tot.	Avg.	PF	FO	Ast.	TO	Blk	Stl	Pts.	Avg.			
2016-17	33	0	577	17.5	65	182	.357	51	146	.349	16	20	.800	5	39	44	1.3	31	0	15	13	1	11	197	6.0
2017-18	23	17	541	23.5	74	173	.428	47	123	.382	14	16	.875	11	48	59	2.6	35	0	10	10	2	11	209	9.1
TOTAL	56	17	1118	20.0	139	355	.392	98	269	.364	30	36	.833	16	87	103	1.8	66	0	25	23	3	22	406	7.3



21 SAM WAARDENBURG

R-Fr. • 6-10 • 217 • Forward
Henderson, New Zealand
Rangitoto College

2017-18 HIGHLIGHTS

- Has played in 12 games off bench, including six straight in ACC play
- Did not play in first three games of season (back)
-
- Made solid Miami debut with seven points and two rebounds in 12 minutes of action vs. La Salle (11/22)
- Scored nine points and added six rebounds against North Florida (11/25)
- Saw first action in ACC play in final minute of first half at NC State (1/21)
- Played 13 minutes off bench against Louisville and recorded career-high seven rebounds (1/24)
- Hit three straight 3-pointers in second half and scored career-high 12 points in win over Wake Forest (2/7)

2017-18 GAME-BY-GAME

	GS	Min	FG	Pct	3FG	Pct	FT	Pct	O-D-T	Avg	PF	FO	A	TO	Blk	Stl	Pts	Avg	
Gardner-Webb																			
Navy																			
Florida A&M																			
vs. La Salle	13	3-6	.500	1-1	1.000	0-0	.000	1-1-2	2.0	0	0	0	0	0	0	0	7	7.0	
North Florida	16	4-9	.444	1-2	.500	0-0	.000	4-2-6	4.0	3	0	1	1	1	1	1	9	8.0	
at Minnesota	10	0-2	.000	0-1	.000	0-0	.000	1-0-1	3.0	1	0	0	2	0	0	0	0	5.3	
vs. Princeton	8	0-2	.000	0-1	.000	0-0	.000	1-3-4	3.3	1	0	0	0	0	0	0	0	4.0	
Boston University	9	0-1	.000	0-1	.000	0-0	.000	2-0-2	3.0	0	0	0	1	0	0	0	0	3.2	
at George Washington																			
at Hawai'i																			
vs. New Mexico State	3	0-1	.000	0-0	.000	0-0	.000	0-0-0	2.5	0	0	0	1	0	0	0	0	2.7	
vs. Middle Tennessee																			
at Pittsburgh																			
at Georgia Tech																			
Florida State																			
at Clemson																			
Duke																			
at NC State	1	0-0	.000	0-0	.000	0-0	.000	0-0-0	2.1	0	0	0	0	0	1	0	0	2.3	
Louisville	13	0-1	.000	0-1	.000	0-0	.000	3-4-7	2.8	0	0	1	1	1	0	0	0	2.0	
at Florida State	12	2-2	1.000	1-1	1.000	0-0	.000	0-1-1	2.6	4	0	0	0	0	0	0	5	2.3	
Pittsburgh	15	1-3	.333	0-1	.000	2-2	1.000	3-1-4	2.7	1	0	1	2	0	0	0	4	2.5	
at Virginia Tech	21	1-1	1.000	1-1	1.000	0-0	.000	0-5-5	2.9	3	0	0	1	1	0	3	2.5		
Wake Forest	17	3-5	.600	3-4	.750	3-4	.750	0-3-3	2.9	0	0	1	0	0	1	12	3.3		
at Boston College																			
Virginia																			
Syracuse																			
at Notre Dame																			
Boston College																			
at North Carolina																			
Virginia Tech																			

CAREER HIGHS

Points

Career: 12 Wake Forest, 2/7/18
ACC: 12 Wake Forest, 2/7/18

Rebounds

Career: 7 Louisville, 1/24/18
ACC: 7 Louisville, 1/24/18

Assists

Career: 1 4x, last vs. Wake Forest, 2/7/18
ACC: 1 3x, last vs. Wake Forest, 2/7/18

Steals

Career: 1 3x, last vs. Wake Forest, 2/7/18
ACC: 1 2x, last vs. Wake Forest, 2/7/18

Blocked Shots

Career: 1 3x, last at Virginia Tech, 2/3/18
ACC: 1 2x, last at Virginia Tech, 2/3/18

Field Goals

Career: 4 North Florida, 11/25/17
ACC: 3 Wake Forest, 2/7/18

Field-Goal Attempts

Career: 9 North Florida, 11/25/17
ACC: 5 Wake Forest, 2/7/18

Free Throws

Career: 3 Wake Forest, 2/7/18
ACC: 3 Wake Forest, 2/7/18

Free-Throw Attempts

Career: 4 Wake Forest, 2/7/18
ACC: 4 Wake Forest, 2/7/18

3-Point Field Goals

Career: 3 Wake Forest, 2/7/18
ACC: 3 Wake Forest, 2/7/18

3-Point Field-Goal Attempts

Career: 4 Wake Forest, 2/7/18
ACC: 4 Wake Forest, 2/7/18

Minutes

Career: 21 at Virginia Tech, 2/3/18
ACC: 21 at Virginia Tech, 2/3/18

CAREER STATISTICS

Season	GP	GS	Min.	Avg.	3-Point			Free Throws			Rebounds			Scoring											
					FG	FGA	Pct.	FT	FTA	Pct.	Off.	Def.	Tot.	Avg.	Pts.	Avg.									
2017-18	12	0	138	11.5	14	33	.424	7	14	.500	5	6	.833	15	20	35	2.9	13	0	4	9	3	3	40	3.3



4 LONNIE WALKER IV

Fr. • 6-5 • 204 • Guard
Reading, Pa.
Reading HS

2017-18 HONORS

- ACC Co-Rookie of the Week - Feb. 5
- ACC Co-Rookie of the Week - Jan. 29
- ACC Rookie of the Week - Dec. 11

2017-18 HIGHLIGHTS

- Ranks sixth among all ACC freshmen in scoring (11.5 ppg) and fourth among rookies in ACC play (14.8)
- Ranks 19th in conference in scoring (14.8), seventh in free-throw pct. (.833) and ninth in 3-point pct. (.379) in ACC play
- Averaging 18.1 points and 3.9 rebounds per game and shooting 43.8 percent from 3-point range (28-64) in his nine starts this season
- Scored 10 points and added five assists in college debut (11/10)
- Left Florida A&M game in first half with left ankle injury (11/16)
- Scored five points in homecoming game in Reading, Pa., against La Salle (11/22)

- Recorded 12 points and five rebounds against Princeton (12/2)
- Made first start against Boston U. (12/5) and had big game, recording career highs in points (26) and rebounds (7); was 9-for-15 from field, including 5-for-7 from 3-point range
- Named ACC Rookie of Week after BU performance (12/11)
- Scored 13 points and grabbed five rebounds at GW (12/16)
- Left Middle Tennessee game in first half with injury (held out in second half for precautionary reasons)
- Scored 16 points and pulled down seven rebounds at Clemson (1/13)
- Hit 5-of-8 3-pointers and scored 19 points with four steals against Duke (1/15)
- Scored 25 points, including game-tying layup with four seconds left in regulation, in OT win over Louisville (1/24)
- Recorded 23 points at Florida State (1/27)

- Named ACC Rookie of Week for second time after UofL/FSU performances (1/29)
- Scored 14 points, including eight in the final 3:22, in win at Virginia Tech (2/3)
- Led team with 19 points and three blocks in win over Wake Forest (2/7)

CAREER HIGHS

Points

Career: 26 Boston University, 12/5/17
ACC: 25 Louisville, 1/24/18

Rebounds

Career: 7 2x, last at Clemson, 1/13/18
ACC: 7 at Clemson, 1/13/18

Assists

Career: 5 2x, last at Florida St, 1/27/18
ACC: 5 at Florida State, 1/27/18

Steals

Career: 4 Duke, 1/15/18
ACC: 4 Duke, 1/15/18

Blocked Shots

Career: 3 Wake Forest, 2/7/18
ACC: 3 Wake Forest, 2/7/18

Field Goals

Career: 9 2x, last vs. Louisville, 1/24/18
ACC: 9 Louisville, 1/24/18

Field-Goal Attempts

Career: 18 Louisville, 1/24/18
ACC: 18 Louisville, 1/24/18

Free Throws

Career: 6 2x, last vs. Wake, 2/7/18
ACC: 6 2x, last vs. Wake, 2/7/18

Free-Throw Attempts

Career: 7 Wake Forest, 2/7/18
ACC: 7 Wake Forest, 2/7/18

3-Point Field Goals

Career: 5 2x, last vs. Duke, 1/15/18
ACC: 5 Duke, 1/15/18

3-Point Field-Goal Attempts

Career: 9 Louisville, 1/24/18
ACC: 9 Louisville, 1/24/18

Minutes

Career: 41 at Florida State, 1/27/18
ACC: 41 at Florida State, 1/27/18

2017-18 GAME-BY-GAME

	GS	Min	FG	Pct	3FG	Pct	FT	Pct	O-D-T	Avg	PF	FO	A	TO	Blk	Stl	Pts	Avg
Gardner-Webb	25	4-5	.800	2-3	.667	0-0	.000	1-1-2	2.0	0	0	5	2	0	0	10	10.0	
Navy	24	3-7	.429	1-5	.200	1-1	1.000	0-2-2	2.0	0	0	1	0	1	1	8	9.0	
Florida A&M	10	2-4	.500	1-2	.500	0-0	.000	0-2-2	2.0	0	0	0	0	0	1	5	7.7	
vs. La Salle	27	2-8	.250	0-4	.000	1-2	.500	1-1-2	2.0	0	0	2	0	0	2	5	7.0	
North Florida	22	2-5	.400	0-1	.000	3-4	.750	0-1-1	1.8	3	0	1	0	0	1	7	7.0	
at Minnesota	19	2-8	.250	1-5	.200	1-2	.500	0-2-2	1.8	1	0	1	0	0	1	6	6.8	
vs. Princeton	20	4-7	.571	3-4	.750	1-2	.500	0-5-5	2.3	0	0	1	2	1	0	12	7.6	
Boston University	* 28	9-15	.600	5-7	.714	3-3	1.000	0-7-7	2.9	2	0	2	4	0	0	26	9.9	
at George Washington	27	6-14	.429	1-7	.143	0-2	.000	2-3-5	3.1	3	0	3	1	1	1	13	10.2	
at Hawai'i	22	3-5	.600	1-3	.333	1-1	1.000	0-1-1	2.9	1	0	1	2	0	2	8	10.0	
vs New Mexico State	18	0-5	.000	0-1	.000	2-3	.667	2-2-4	3.0	3	0	0	0	0	0	2	9.3	
vs Middle Tennessee	5	0-1	.000	0-1	.000	0-0	.000	0-0-0	2.8	0	0	0	1	0	0	0	8.5	
at Pittsburgh	29	2-7	.286	0-2	.000	4-4	1.000	0-0-0	2.5	1	0	1	1	1	1	8	8.5	
at Georgia Tech	23	3-8	.375	0-3	.000	0-1	.000	0-5-5	2.7	2	0	0	2	1	2	6	8.3	
Florida State	* 15	2-5	.400	1-3	.333	0-0	.000	0-0-0	2.5	1	0	0	3	0	1	5	8.1	
at Clemson	* 29	6-16	.375	1-6	.167	3-5	.600	3-4-7	2.8	2	0	1	0	1	1	16	8.6	
Duke	* 33	6-17	.353	5-8	.625	2-2	1.000	0-2-2	2.8	2	0	2	0	0	4	19	9.2	
at NC State	30	4-7	.571	2-4	.500	2-2	1.000	1-1-2	2.7	2	0	1	0	0	2	12	9.3	
Louisville	* 40	9-18	.500	4-9	.444	3-3	1.000	0-4-4	2.8	3	0	3	1	1	2	25	10.2	
at Florida State	* 41	8-15	.533	4-8	.500	3-4	.750	1-3-4	2.9	5	1	5	1	1	0	23	10.8	
Pittsburgh	* 37	4-10	.400	2-8	.250	6-6	1.000	0-5-5	3.0	1	0	3	2	0	0	16	11.0	
at Virginia Tech	* 34	5-15	.333	3-8	.375	1-2	.500	1-2-3	3.0	3	0	3	1	2	2	14	11.2	
Wake Forest	* 36	5-11	.455	3-7	.429	6-7	.857	1-2-3	3.0	2	0	4	2	3	0	19	11.5	
at Boston College																		
Virginia																		
Syracuse																		
at Notre Dame																		
Boston College																		
at North Carolina																		
Virginia Tech																		

CAREER STATISTICS

Season	GP	GS	Min.	Avg.	3-Point			Free Throws			Rebounds			Scoring											
					FG	FGA	Pct.	FT	FTA	Pct.	Off.	Def.	Tot.	Avg.	PF	FO	Ast.	TO	Blk	Stl	Pts.	Avg.			
2017-18	23	9	594	25.8	91	213	.427	40	109	.367	43	56	.768	13	55	68	3.0	37	1	40	25	13	24	265	11.5



2017-18 MIAMI BASKETBALL ROSTER

NUMERICAL ROSTER

No.	Name	Yr.	Pos.	Ht.	Wt.	Hometown/Previous School
0	Ja'Quan Newton	Sr.	G	6-3	191	Philadelphia, Pa. / Neumann-Goretti HS
1	Dejan Vasiljevic	So.	G	6-3	203	Melbourne, Australia / Australian Institute of Sport
2	Chris Lykes	Fr.	G	5-7	161	Mitchellville, Md. / Gonzaga College HS
3	Anthony Lawrence II	Jr.	G	6-7	210	St. Petersburg, Fla. / Lakewood Senior HS
4	Lonnie Walker IV	Fr.	G	6-5	204	Reading, Pa. / Reading HS
5	Mike Robinson	Sr.	G	5-10	170	New Britain, Conn. / New Britain HS
10	Miles Wilson [^]	So.	G	6-5	198	Baltimore, Md. / Mount St. Mary's
11	Bruce Brown Jr.	So.	G	6-5	205	Boston, Mass. / Vermont Academy
14	Rodney Miller Jr.	So.	C	7-0	255	Laurelton, N.Y. / Oak Hill Academy
15	Ebuka Izundu	Jr.	C	6-10	235	Charlotte, N.C. / Victory Christian Center / Nigeria
20	Dewan Huell	So.	F	6-11	236	Miami, Fla. / Miami Norland HS
21	Sam Waardenburg	R-Fr.	F	6-10	217	Henderson, New Zealand / Rangitoto College
22	Deng Gak [#]	Fr.	F	6-10	195	Sydney, Australia / Blair Academy (N.J.)
35	Chris Stowell	Sr.	F	6-6	208	Exeter, N.H. / Tilton School (N.H.) / Exeter HS

ALPHABETICAL ROSTER

No.	Name	Yr.	Pos.	Ht.	Wt.	Hometown/Previous School
11	Bruce Brown Jr.	So.	G	6-5	205	Boston, Mass. / Vermont Academy
22	Deng Gak [#]	Fr.	F	6-10	195	Sydney, Australia / Blair Academy (N.J.)
20	Dewan Huell	So.	F	6-11	236	Miami, Fla. / Miami Norland HS
15	Ebuka Izundu	Jr.	C	6-10	235	Charlotte, N.C. / Victory Christian Center / Nigeria
3	Anthony Lawrence II	Jr.	G	6-7	210	St. Petersburg, Fla. / Lakewood Senior HS
2	Chris Lykes	Fr.	G	5-7	161	Mitchellville, Md. / Gonzaga College HS
14	Rodney Miller Jr.	So.	C	7-0	255	Laurelton, N.Y. / Oak Hill Academy
0	Ja'Quan Newton	Sr.	G	6-3	191	Philadelphia, Pa. / Neumann-Goretti HS
5	Mike Robinson	Sr.	G	5-10	170	New Britain, Conn. / New Britain HS
35	Chris Stowell	Sr.	F	6-6	208	Exeter, N.H. / Tilton School (N.H.) / Exeter HS
1	Dejan Vasiljevic	So.	G	6-3	203	Melbourne, Australia / Australian Institute of Sport
21	Sam Waardenburg	R-Fr.	F	6-10	217	Henderson, New Zealand / Rangitoto College
4	Lonnie Walker IV	Fr.	G	6-5	204	Reading, Pa. / Reading HS
10	Miles Wilson [^]	So.	G	6-5	198	Baltimore, Md. / Mount St. Mary's

[^] sitting out 2017-18 season per NCAA transfer regulations

[#] redshirting 2017-18 season

Head Coach: Jim Larrañaga, Providence '71, seventh season

Associate Head Coach: Chris Caputo, Westfield State (Mass.) '02, seventh season

Assistant Coach: Jamal Brunt, Randolph-Macon '03, third season

Assistant Coach: Adam Fisher, Penn State '06, '09, third season

Director of Operations: Lamont Franklin, UNC Wilmington '97, first season

Strength & Conditioning Coach: Steve Felde, Concordia University (Wis.) '03

Associate Athletic Trainer: Javier Jimenez, Temple '06

Associate Director of Operations: Jeff Dyer, Delaware '14

Player Development Assistant: Chaison Allen, Northeastern '11

PRONUNCIATION GUIDE

Dewan Huell	Duh-WAHN HUE-ull
Ebuka Izundu	ee-BOO-kuh ee-ZOON-du
Ja'Quan Newton	Juh-QUAN
Chris Stowell	Stole
Dejan Vasiljevic	DAY-on Vass-EE-luh-vitch
HC Jim Larrañaga	LARE-uh-NAY-guh
AC Chris Caputo	Cuh-POO-toe
SC Steve Felde	FELL-dee
AT Javier Jimenez	Hah-VEE-air Him-EN-ez

CLASS BREAKDOWN

FRESHMEN (4)

Deng Gak
Chris Lykes
Sam Waardenburg*
Lonnie Walker IV
* - Redshirt

SOPHOMORES (5)

Bruce Brown Jr.
Dewan Huell
Rodney Miller Jr.
Dejan "DJ" Vasiljevic
Miles Wilson

JUNIORS (2)

Ebuka Izundu
Anthony Lawrence II

SENIORS (3)

Ja'Quan Newton
Mike Robinson
Chris Stowell

GEOGRAPHIC BREAKDOWN

UNITED STATES

Connecticut
Mike Robinson

Florida

Dewan Huell
Anthony Lawrence II

Maryland

Chris Lykes
Miles Wilson

Massachusetts

Bruce Brown Jr.

New Hampshire

Chris Stowell

New York

Rodney Miller Jr.

Pennsylvania

Ja'Quan Newton
Lonnie Walker IV

INTERNATIONAL

Australia

Dejan Vasiljevic
Deng Gak

New Zealand

Sam Waardenburg

Nigeria


Ebuka Izundu



TV/RADIO ROSTER



0 JA'QUAN NEWTON
Senior • G • 6-3 • 191
Philadelphia, Pa.



1 DEJAN (DJ) VASILJEVIC
Soph. • G • 6-3 • 203
Melbourne, Australia



2 CHRIS LYKES
Freshman • G • 5-7 • 161
Mitchellville, Md.




3 ANTHONY LAWRENCE II
Junior • G • 6-7 • 210
St. Petersburg, Fla.



4 LONNIE WALKER IV
Freshman • G • 6-4 • 204
Reading, Pa.



5 MIKE ROBINSON
Senior • G • 5-10 •
New Britain, Conn.



10 MILES WILSON
Soph. • G • 6-5 • 198
Baltimore, Md.




11 BRUCE BROWN JR.
Soph. • G • 6-5 • 205
Boston, Mass.



14 RODNEY MILLER JR.
Soph. • C • 7-0 • 255
Laurelton, N.Y.



15 EBUKA IZUNDU
Junior • C • 6-10 • 235
Charlotte, N.C.




20 DEWAN HUELL
Soph. • C • 6-11 • 236
Miami, Fla.



21 SAM WAARDENBURG
R-Freshman • F • 6-10 • 217
Henderson, New Zealand



22 DENG GAK
Freshman • F • 6-10 • 195
Sydney, Australia



35 CHRIS STOWELL
Senior • F • 6-6 • 208
Exeter, N.H.



JIM LARRAÑAGA
Head Coach



CHRIS CAPUTO
Associate Head Coach



JAMAL BRUNT
Assistant Coach



ADAM FISHER
Assistant Coach