

INSIDE...

Storyline.....	1	Last Time.....	23
Roster.....	1	Season Results.....	24
Schedule.....	1	Overall Season Stats.....	25
Broadcast Info.....	1	Team Stats.....	26
Full Roster/Staff.....	2	Starting Lineups.....	26
Quick Facts.....	2	Miscellaneous Stats.....	27-29
Pronunciations.....	2	Team/Indiv Supers.....	30-31
Game Notes.....	2-5	Game-by-Game Box.....	32-38
Mark Turgeon.....	6	Radio/TV Chart.....	39
Player Bios.....	7-22		

2013-14 Schedule

Barclays Center Classic (Brooklyn, N.Y.)

Fri., Nov. 8 vs. #19 Connecticut ESPN2 L, 77-78

Wed., Nov. 13 ABILENE CHRISTIAN RSN W, 67-44

Sun., Nov. 17 OREGON STATE ESPNU L, 83-90

Paradise Jam (St. Thomas, U.S. Virgin Islands)

Fri., Nov. 22 vs. Marist CBS Sports Network W, 68-43

Sun., Nov. 24 vs. Northern Iowa CBS Sports Network W, 80-66

Mon., Nov. 25 vs. Providence CBS Sports Network W, 56-52

Fri., Nov. 29 MORGAN STATE ESPN3 W, 89-62

Wed., Dec. 4 at #5 Ohio State ESPN L, 60-76

BB&T Classic (Verizon Center, Washington, D.C.)

Sun., Dec. 8 vs. George Washington MASN L, 75-77

Thur., Dec. 12 at Boston College* ESPNU W, 88-80

Sat., Dec. 14 FLORIDA ATLANTIC RSN W, 66-62

Sat., Dec. 21 BOSTON UNIVERSITY ESPN3 L, 77-83

Sun., Dec. 29 TULSA ESPNU W, 85-74

Tue., Dec. 31 NC CENTRAL ESPN3 W, 70-56

Sat., Jan. 4 GEORGIA TECH* ACCN W, 77-61

Mon., Jan. 6 at Pittsburgh* ESPNU L, 59-79

Sun., Jan. 12 at Florida State* ESPNU L, 61-85

Wed., Jan. 15 NOTRE DAME* ESPN2 W, 74-66

Mon., Jan. 20 at NC State* ESPNU L, 56-65

Sat., Jan. 25 #20 PITTSBURGH* ESPN2 L, 79-83

Wed., Jan. 29 MIAMI* ACCN 9:00

Sat., Feb. 1 at Virginia Tech* ACCN Noon

Tue., Feb. 4 at North Carolina* ACCN 8:00

Sat., Feb. 8 FLORIDA STATE* ESPN2 3:00

Mon., Feb. 10 at Virginia* ESPN 7:00

Sat., Feb. 15 at #17 Duke* ESPN/ESPN2 6:00

Tue., Feb. 18 WAKE FOREST* RSN 7:00

Mon., Feb. 24 #2 SYRACUSE* ESPN 7:00

Sun., Mar. 2 at Clemson* ACCN 1:00

Tue., Mar. 4 VIRGINIA TECH* ACCN 8:00

Sun., Mar. 9 VIRGINIA* CBS Noon

Mar. 12-16 at ACC Tournament (Greensboro, N.C.)

Tue., Mar. 18 at NCAA First Round (Dayton)

Mar. 20-23 at NCAA Second/Third Rounds

Mar. 27-30 at NCAA Regionals

Apr. 5 & 7 at NCAA Final Four (Atlanta)

All times Eastern; * - ACC Game

Media Relations

Senior Associate A.D.-Media Relations Zack Bolno

Office 301-314-1482

Email zbolno@umtd.edu

Assistant Director-Media Relations Sean Ellenby

Office 301-314-7068

Email sellenby@umtd.edu

Media Relations Fax 301-314-9094

Website www.umterps.com

Twitter @TerrapinHoops

Instagram @TerrapinHoops

Facebook facebook.com/marylandbasketball

MARYLAND

BASKETBALL

Men's Basketball Game Notes



MARYLAND (11-9, 3-4 ACC)

MIAMI (10-9, 2-5 ACC)



Wednesday, January 29, 2014 • 9:00 p.m. ET

Game #21 • Home Game #11 • College Park, Md. • Comcast Center

TV: ACCN - Tim Brant (Play-by-Play), Eddie Fogler (Analyst)

Radio: Terrapin Sports Radio Network - Johnny Holliday (Play-by-Play), Chris Knoche (Analyst), Walt Williams (Sideline); Flagships - WJZ-FM (105.7) / WJZ-AM (1300) / ESPN 980 (D.C.); Sirius/XM 85

Storyline

• Maryland looks to end a two-game skid Wednesday night at 9 p.m. in Comcast Center as it takes on the Miami Hurricanes for the final time in ACC regular season play as head coach Mark Turgeon coaches his 500th career game (303-196, .607).

• The Terps have defeated Miami in three consecutive games at home, and are 5-1 all-time at home (4-1 in Comcast Center) against the Hurricanes. Miami won the inaugural ACC meeting, 75-73, in an overtime thriller on Feb. 5, 2005 in Coral Gables, Fla.

• Junior **Dez Wells** had a strong performance in his debut against Miami last season, posting 18 points (12 in the second half) on 7-of-11 shooting in the Terps' 54-47 loss at the Bank United Center.

• Sophomore **Jake Layman** continues to shoot well in Comcast Center after an 18-point (7-of-12) display Saturday against No. 20 Pitt. He currently leads the team at home with 14.9 points/g on 51 percent shooting (50-for-99).

• The Terps are getting more consistent play at the point guard position as sophomore **Seth Allen** continues his steady return from a fractured left foot. Allen posted a season-high six assists against No. 20 Pitt, and has dished 15 assists and committed only four turnovers (3.75 ratio) in his last three games.

• The Terrapins have won eight of their last 12 home ACC contests, outscoring opponents by an average margin of 11.8 points in the victories. Maryland handily defeated Georgia Tech by a 16-point margin on Jan. 4, 77-61, before overcoming a nine-point halftime deficit to beat Notre Dame, 74-66, on Jan. 15.

2013-14 Terrapins

No.	Player	Pos	Ht	Wt	Yr	Hometown	PPG	RPG	Other
0	Charles Mitchell	F	6-8	260	So.	Atlanta, Ga.	7.1	6.6	Career-high 18 rebs. (9 offensive) at NC State
1	Evan Smotrycz	F	6-9	230	R-Jr.	Reading, Mass.	11.6	6.8	10 pts, 7 rebs vs. Pitt
2	Roddy Peters	G	6-3	195	Fr.	District Heights, Md.	5.5	2.9*	Posted five assists vs. Georgia Tech
4	Seth Allen	G	6-1	190	So.	Woodbridge, Va.	10.0	3.6*	15 assists, 4 turnovers in last three games (3.75 ratio)
5	Nick Faust	G	6-6	205	Jr.	Baltimore, Md.	10.3	3.8	Shooting 45% (14-of-31) over last four games
10	Jake Layman	G/F	6-8	205	So.	Wrentham, Mass.	12.5	5.2	18 pts, 5 rebs, 3 stls vs. Pitt
11	Varun Ram	G	5-9	150	Jr.	Clarksville, Md.	0.6	0.9	Started first game against George Washington
12	Conner Lipinski	G	5-10	155	Fr.	Gambrills, Md.	0.0	0.0	Made season debut vs. Marist
15	Spencer Barks	F	6-9	225	Jr.	Poolesville, Md.	0.0	0.0	Made season debut vs. Marist
23	John Auslander	F	6-7	220	Sr.	Herdon, Va.	0.4	0.2	Lone senior; strong leadership and knowledge
24	Jacob Susskind	G	6-5	190	Jr.	West Orange, N.J.	0.0	0.7	Appeared vs. Morgan State
25	Jon Graham	F	6-8	220	Jr.	Baltimore, Md.	2.2	2.4	4 pts, 4 rebs at NC State
32	Dez Wells	G/F	6-5	215	Jr.	Raleigh, N.C.	14.6	4.6	19 pts, career-high 4 steals vs. Pitt
33	A.J. Metz	F	6-5	185	Fr.	Leesburg, Va.	-	-	Joined team as a preferred walk-on
35	Damonte Dodd	F	6-9	240	Fr.	Centreville, Md.	0.9	1.4	Career-high 6 pts at NC State
44	Shaquille Cleare	C	6-9	265	So.	Andros, Bahamas	3.8	2.5	7 pts on 3-of-5 shooting vs. Notre Dame

*assists per game

MARYLAND BASKETBALL • WWW.UMTERPS.COM • 2002 NCAA NATIONAL CHAMPIONS
2010 ACC REGULAR-SEASON CO-CHAMPIONS • 7 NCAA Sweet Sixteens Since 1994

No. 20 Pitt Holds Off Surging Terps

The 20th-ranked Pittsburgh Panthers relied on their inside game and the prowess of guard Lamar Patterson to squeeze out an 83-79 victory over Maryland Saturday at Comcast Center.

Patterson scored 28 points, and the Panthers used a 37-28 rebounding advantage and 32 free throws to earn the victory.

Dez Wells scored 19, Jake Layman had 18 and Nick Faust added 13 for the Terrapins. Maryland closed to 79-74 with 1:19 to go but couldn't complete the comeback.

A 3-pointer by Faust and a three-point play by Layman cut it to 62-55 with 10:17 to go, but Patterson scored the game's next three points and got an assist on a basket by Robinson to give the Panthers a 12-point lead with 8:39 remaining.

Scouting Miami

Miami rolls into College Park on a two-game slide after a pair of home losses to Duke and Syracuse. Sitting at 2-5 in the ACC (10-9 overall), the Hurricanes' lone victories in conference play have come on the road (North Carolina and Georgia Tech).

The Hurricanes rank 10th nationally in scoring defense, allowing just 59.3 points per game. George Washington is the only team to score more than 70 points on Miami in regulation, defeating the Hurricanes, 71-63, in Anaheim, Calif.

Graduate forward Donnavan Kirk presents a menacing shot-blocking force inside, ranking third in the ACC (64th nationally) in blocked shots/g. Kirk is second on the team in both points (9.6/g) and rebounds (6.1/g).

Rion Brown leads the 'Canes in both scoring (13.4/g) and rebounds (6.3/g).

Statistically Speaking

- Sophomore **Jake Layman** is averaging a team-high 14.9 points on 51 percent shooting in home games.
- Junior Dez Wells is a strong second half performer, averaging nearly four more points per game in the second half (8.9/g) than the first (5.7/g). He is shooting 48 percent from the field in the second half and 82 percent from the line.
- The Terps are outrebounding opponents by an average of 7.3 boards in home games.
- Maryland is 11-0 when leading with 5:00 to play and 8-1 when leading at halftime.
- Maryland is 9-1 when holding opponents below 70 points.

What to Watch For

- The Terps have taken much better care of the ball since sophomore **Seth Allen** reprised his role at point guard eight games ago. Allen posted a season-high six assists Saturday against No. 20 Pitt, and has dished 15 assists and committed only four turnovers in his last three games.
- Maryland is looking to "rebound" from its worst rebounding performance of the season against Pitt Saturday (granted, both teams shot over 48 percent). Pitt out-rebounded the Terps by a nine-board margin, 37-28.
- The Terrapins continue to develop their big men as they look for a consistent center in the post. Head coach Mark Turgeon has played his centers based on matchups, although sophomore **Charles Mitchell** ranks third in the ACC in offensive rebounds (3.0/g).

2013-14 MARYLAND MEN'S BASKETBALL ROSTER

No.	Player	Pos.	Ht.	Wt.	Cl.-Exp.	Hometown (High School/Previous School)
0	Charles Mitchell	F	6-8	260	SO-1V	Atlanta, Ga. (Wheeler HS)
1	Evan Smotrycz	F	6-9	230	R-JR-TR	Reading, Mass. (New Hampton Prep/Michigan)
2	Roddy Peters	G	6-3	195	FR-HS	District Heights, Md. (Suitland HS)
4	Seth Allen	G	6-1	190	SO-1V	Woodbridge, Va. (Fredericksburg Christian School)
5	Nick Faust	G	6-6	205	JR-2V	Baltimore, Md. (Baltimore City College HS)
10	Jake Layman	G/F	6-8	205	SO-1V	Wrentham, Mass. (King Philip Regional HS)
11	Varun Ram	G	5-9	150	JR-TR	Clarksville, Md. (River Hill HS/Trinity College)
12	Conner Lipinski	G	5-10	155	SO-1V	Gambrills, Md. (Annapolis Area Christian School)
15	Spencer Barks	F	6-9	225	JR-2V	Poolesville, Md. (St. Albans HS)
23	John Auslander	F	6-7	220	SR-2V	Herndon, Va. (Herndon HS/Greensboro College)
24	Jacob Susskind	G	6-5	190	JR-1V	West Orange, N.J. (Golda Och Academy)
25	Jon Graham	F	6-8	220	JR-TR	Baltimore, Md. (Calvert Hall/Penn State)
32	Dez Wells	G/F	6-5	215	JR-1V	Raleigh, N.C. (Hargrave Military Academy/Xavier)
33	A.J. Metz	F	6-5	185	FR-HS	Leesburg, Va. (Bullis School)
35	Damonte Dodd	F	6-9	240	FR-HS	Centreville, Md. (Queen Anne's County HS/Massanutten Mil. Acad.)
44	Shaquille Cleare	C	6-9	265	SO-1V	Andros, Bahamas (The Village School)

Mark Turgeon	Head Coach – 3rd Year (Kansas '87)... 303-196 in 16 seasons overall
Bino Ranson	Assistant Coach – 4th Year (Southern New Hampshire '99)
Scott Spinelli	Assistant Coach – 3rd Year (Boston Univ. '89)
Dustin Clark	Assistant Coach – 3rd year Year (Texas A&M '07)
Kyle Tarp	Director of Basketball Performance - 4th Year
Jonathan Trock	Video Coordinator - 1st Year (Miami '12)
Eric Hayes	Graduate Manager - 2nd Year
Steven Asher	Graduate Manager - 1st Year
Juan Dixon	Special Assistant to Head Coach - 1st Year
Matt Charvat	Associate Head Athletic Trainer - 15th Year
Natasha Criss	Associate Director for Academic Support - 17th Year
Brittany Fertig	Executive Assistant / Office Manager - 3rd Year
Al Tiffany	Equipment Manager - 9th Year

QUICK FACTS

Location: College Park, Md.
Conference: Atlantic Coast Conference (ACC)
Enrollment: 37,641
Founded: 1856
Colors: Red, White, Black, Gold
Nickname: Terrapins, Terps
Arena (Capacity): Comcast Center (17,950)
President: Dr. Wallace Loh (Grinnell College '65)
Athletics Director: Kevin Anderson (San Francisco State '79)
2012-13 Overall Record: 25-13
2012-13 Conference Record: 8-10 (7th)

BASKETBALL HISTORY

First Year of Basketball: 1904-05
NCAA Tournament Appearances/Last: 24/2010
National Championships: 1 (2002)
NCAA Final Fours: 2 (2001, 2002)
NCAA Final Eights: 4 (1973, 1975, 2001, 2002)
NCAA Sweet Sixteens: 13 (1958, 1973, 1975, 1980, 1984, 1985, 1994, 1995, 1998, 1999, 2001, 2002, 2003)
ACC Championships: 8 (Tournament Champions — 1958, 1984, 2004; Regular Season Champions — 1975, 1980, T-1995, 2002, T-2010)

PRONUNCIATION GUIDE

1 Evan SMOTRYCZ	SMAHT-rich
5 Nick FAUST	FOWST (rhymes with "joust")
11 VARUN Ram	Vuh-roon Rom
23 John AUSLANDER	OSS-land-ur
24 Jacob SUSSKIND	Suss-KIHND
Mark TURGEON	TURGE-in

Terps in the Community

Despite their loss to Pitt Saturday, a number of Terrapin athletes were active in the local community the following Sunday.

Maryland big men **Jon Graham**, **Charles Mitchell** and **Damonte Dodd** attended the Knights of Columbus Free Throw Championship in Bowie, Md., as they cheered on and signed autographs for the youth.

Meanwhile, junior **Jacob Suskkind** attended Family Sports Night in Bethesda, Md., to share experiences and stories from the perspective of a Maryland student-athlete.

Terps Rally Past Notre Dame

Dez Wells posted 17 second half points, **Seth Allen** had 14 points and four assists and **Nick Faust** added 13 as the Maryland men's basketball team rallied for 74-66 victory over Notre Dame Wednesday night at Comcast Center.

Wells and the Terrapins used a strong second half to climb back over .500 in Atlantic Coast Conference play (3-2).

Charles Mitchell came off the bench to score 10 points on 5-of-10 shooting and added seven rebounds (six offensive). Maryland trailed by as many as 12 points, but made a 14-2 run to open the second half.

Maryland finished with 23 points off the bench to hand Notre Dame (10-7, 1-3) its third straight defeat. The Irish opened the second half by going scoreless for 6½ minutes.

Terps Cruise Past Georgia Tech

The Terrapins had four players score in double figures in Maryland's 77-61 victory over Georgia Tech on Jan. 4 to move to 2-0 in the ACC for the first time since the 2002-03 season. They had 16 assists compared with only six turnovers, and nine players received significant playing time.

Maryland never trailed while launching the home portion of its final trip through the Atlantic Coast Conference.

Nick Faust scored 16, **Evan Smotrycz** contributed 14 points, **Dez Wells** added 11 and **Charles Mitchell** collected 11 rebounds for the Terrapins (10-5, 2-0).

In defeating Georgia Tech for the seventh-straight time at home, Maryland built a double-digit lead in the opening four minutes, upped the margin to 20 early in the second half and coasted to the finish.

Faust Shines in Victory vs. NC Central

Nick Faust equaled his career high with 19 points and had a season-high nine rebounds to lead Maryland over North Carolina Central 70-56 on Dec. 31.

Maryland (9-5) began the second half with three 3-pointers, one by **Seth Allen** and two by Faust. The junior guard scored 14 of his 19 after halftime.

The trio of 3-pointers gave the Terrapins a 37-26 lead with 16:47 to play. The Eagles (7-4), who lost by 11 to No. 8 Wichita State on Dec. 21, were just 2-for-15 from the 3-point line. They were averaging nearly 34 percent before the game.

Dez Wells added 10 for the Terps, who extended their lead to 68-45 on Faust's 3-pointer with 3:20 to play.

Seth Allen Stars in Return

Sophomore **Seth Allen** fractured a bone in his left hand during practice on March 24 and missed the final two games of the 2012-13 season. His return was then pushed back eight more weeks after he broke his foot on Oct. 29.

Allen played beyond the expectations of many in his season debut against Tulsa on Dec. 29 when he poured in 15 points in 21 minutes (10 first, 11 second) of action. The guard was greeted to a large ovation from the Comcast crowd as he checked into the game at the 15:46 mark of the first half.

Trailing by as many as 15 points in the first half versus Tulsa, the Terps mounted a 14-2 run that was partially sparked by Allen. The shifty point guard scored his first field goal of the season on a quick layup through the hole, before delivering a 3-pointer 23 seconds later to send Maryland fans into a frenzy.

Milestones Abound

Maryland head coach **Mark Turgeon** earned his 300th career victory with the Terrapins' 85-74 defeat of Tulsa Dec. 29. He joined Gary Williams and Lefty Driesell as the only coaches in Maryland history to have earned 300 victories during their careers.

Junior **Dez Wells'** victory came much earlier in the Tulsa game, as he recorded his 1,000th career point just three minutes and 51 seconds in the game. Wells needed just four points to reach the plateau entering the game, and finished with 18. He currently has 702 points through 51 games at Maryland since transferring from Xavier after his freshman season.

TheACC

2013-14 Regular Season Standings (as of 1/27)

Team	W-L	GB	W-L	Pct
Syracuse	6-0	--	19-0	1.000
Virginia	6-1	0.5	15-5	.750
Pittsburgh	6-2	1.0	18-3	.857
Duke	6-2	1.0	17-4	.810
Wake Forest	4-3	2.5	14-6	.700
Clemson	4-3	2.5	13-6	.684
Florida State	4-3	2.5	13-6	.684
NC State	3-4	3.5	13-7	.650
MARYLAND	3-4	3.5	11-9	.550
North Carolina	2-4	4.0	12-7	.632
Georgia Tech	2-5	4.5	11-9	.550
Notre Dame	2-5	4.5	11-9	.550
Miami	2-5	4.5	10-9	.526
Boston College	1-5	5.0	5-14	.263
Virginia Tech	1-6	5.5	8-11	.421

Wednesday, January 29

Virginia Tech at Boston College, 7:00 pm
 North Carolina at Georgia Tech, 7:00 pm
 Miami at Maryland, 9:00 pm
 Florida State at NC State, 9:00 pm
 Syracuse at Wake Forest, 9:00 pm

ACC PRESEASON POLL

Voting of media attending ACC Operation Basketball held Oct. 16 in Charlotte, N.C.

1. Duke (8)	805
2. Syracuse (3)	753
3. North Carolina (1)	668
4. Virginia	612
5. Notre Dame	608
6. Pittsburgh	477
7. MARYLAND	473
8. Boston College	457
9. Florida State	334
10. NC State	332
11. Georgia Tech	311
12. Miami	224
13. Wake Forest	220
14. Clemson	141
15. Virginia Tech	65

PRESEASON ALL-ACC

G Joe Harris (Sr.), Virginia
G Jerian Grant (Sr.), Notre Dame
F Jabari Parker (Fr.), Duke
F C.J. Fair (Sr.), Syracuse
F Rodney Hood (So.), Duke

PRESEASON PLAYER OF THE YEAR

C.J. Fair, Syracuse

ACC ROOKIE OF THE YEAR

Jabari Parker, Duke

SeriesInfo

vs. Miami

Maryland trails, 8-13 overall, 5-1 home

Series:

Date	Site	W/L	Score
1/13/13	A	L	47-54
2/21/12	H	W	75-70
2/1/12	A	L	86-90 (20T)
3/2/11	A	L	66-80
1/26/10	H	W	81-59
1/31/09	H	W	73-68
1/14/09	A	L	60-62
2/23/08	A	L	63-78
3/08/07	N1	L	62-67
1/10/07	H	L	58-63

(N1): ACC Tournament at Tampa, Fla. (St. Pete Times Forum)

Series Notes:

- Maryland has won five-of-six meetings against Miami all-time at home, including three in-a-row dating back to 2009.

- Junior Dez Wells scored 18 of Maryland's 47 points in the Terps' loss to Miami last season on Feb. 21, 2012.

- The first ACC meeting between the teams came on Feb. 5, 2005, when Miami defeated Maryland, 75-73, in overtime. The Terps' Chris McCray (23 points) was outgunned by Miami's Guillermo Diaz (27 points) in the loss.

- This marks the final meeting between Maryland and Miami as ACC foes in regular season play.

Maryland in the 2013-14 NCAA Rankings (as of 1/27) (345 teams)

Category	Nat.	Conf.	Actual
Won-Lost Percentage	145	10	55.0
Scoring Offense	157	6	72.4
Scoring Defense	142	12	69.1
Scoring Margin	145	10	3.3
Field-Goal Percentage	236	12	43.2
Field-Goal Percentage Defense	119	12	42.3
3-Point Field Goals Per Game	120	5	6.8
3-Point Field-Goal Percentage	152	7	34.6
3-Point FG Defense	275	13	36.6
Free-Throw Percentage	280	10	66.2
Rebound Margin	34	3	5.6
Assists Per Game	236	12	12.0
Assist Turnover Ratio	252	14	0.91
Blocked Shots Per Game	90	8	4.5
Steals Per Game	166	7	6.3
Turnovers Per Game	241	14	13.3
Turnover Margin	194	9	-0.3
Personal Fouls Per Game	202	14	19.6

Quick Hitters

- With its victory at the Paradise Jam, Maryland won its first in-season tournament title since the 2006 2K Sports Coaches vs. Cancer Classic.
- Maryland won 25 games in a season for the ninth time in school history last year. The Terps also won 25 or more in 1971-72 (27), 1984-85 (25), 1994-95 (26), 1998-99 (28), 1999-2000 (25), 2000-01 (25), 2001-02 (32) and 2006-07 (25). **Mark Turgeon** is the third Maryland coach to achieve the feat, joining Lefty Driesell and Gary Williams.
- Turgeon's win percentage of .600 (42-28) through his first two seasons is the best mark by a Maryland coach in program history. Bud Millikan had a .592 winning percentage, Gary Williams had a .574 mark and Lefty Driesell garnered a .519 percentage.
- The Terps appeared in the NIT for the eighth time in school history last year, and hold a 14-7 record in the tournament.
- Head coach Mark Turgeon's teams have won at least 20 games in five of the last six seasons and eight of the last 10.
- Maryland set a single-season record for games played (38) last season. The previous record was 37 in 1984-85.
- Maryland did not beat a ranked opponent in either of the two seasons prior to last year. The Terps had three wins over a ranked team last year: No. 14/15 NC State (Jan. 16), No. 2/1 Duke (Feb. 16), and No. 2/2 Duke (March 15).
- The 13-game winning streak Maryland went on last season was tied for the second longest in school history, trailing just the 14-game streak the Terps went on in 1931-32.

Paradise Jam Champions

Maryland won its first in-season tournament since 2006 when it captured the Paradise Jam title in the U.S. Virgin Islands. The Terps handily defeated Marist in the opening round, before defeating Northern Iowa and Providence on consecutive nights.

The Terps' defense was impressive on the tropical trip, holding opponents to just 30.7 percent shooting and an average of 53.7 points. Opponents shot a meager 13-for-57 (.228) from 3-point range.

Junior **Dez Wells** (12.7 pts, 4.7 rebs) earned tournament MVP honors, while **Evan Smotrycz** (12.3 pts, 7.0 rebs) was named to the all-tournament team. Jake Layman led the team with 13.7 points and 33.7 minutes on the trip.

Turgeon Announces Additions to Coaching Staff

Head coach **Mark Turgeon** and the Maryland men's basketball program announced multiple personnel moves to the staff on Nov. 27 to include the promotion of **Dustin Clark** to assistant coach, while adding **Juan Dixon** as special assistant to the head coach. Additionally, the program announced the resignation of assistant coach Dalonte Hill.

Clark served as the program's director of basketball operations overseeing all administrative duties since joining the coaching staff alongside Turgeon in 2011. Prior to Maryland, he spent five seasons at Texas A&M, including four under the tutelage of Turgeon.

One of the most decorated players in Maryland history, Dixon returns to the program as special assistant to Turgeon. Dixon's responsibilities will include scouting and film breakdown, academic support and mentorship and additional administrative duties.

Terps Haul in Top-5 Class

Head coach **Mark Turgeon** and the Maryland coaching staff announced the addition of a consensus top-five recruiting class Nov. 14, signing standouts 6-2 guard Romelo Trimble, 6-4 guard Dion Wiley, 6-6 forward Jared Nickens and 7-1 center Trayvon Reed for the 2014-15 season.

All four players rank among the top-100 players in the country, as both Wiley and Trimble are among the top-50 according to major recruiting outlets.

This marks the third consecutive top-20 recruiting class for Turgeon during his tenure at Maryland.

Head Coach Mark Turgeon

- Turgeon led his teams to at least 20 wins in eight of the last 10 seasons.
- His teams have advanced to postseason play nine times in the last 11 years, including NCAA berths in five of the last eight seasons. His record in the last nine years is 232-117 (.669).
- As a player, assistant coach and head coach, Turgeon has compiled a 26-13 NCAA Tournament record (8-4 as a player, 13-4 as an assistant, 5-5 as a head coach).
- In 14 NCAA Tournament appearances as a player, assistant coach and head coach, Turgeon has lost an NCAA opener only twice (Oregon in 1995 under Coach Jerry Green, and 2011 as the head coach at Texas A&M - 57-50 loss vs. Florida State).

Milestones, Streaks, etc.

- Head coach **Mark Turgeon** earned his 300th victory on Dec. 29 against Tulsa.
- Junior **Dez Wells** notched his 1,000th career point on Dec. 29 against Tulsa.
- Maryland's last victory over a ranked team was an 83-74 win over then-No.2 Duke on 3/15/2012 in the semifinals of the ACC Tournament in Greensboro Coliseum.
- The Terps' last road win over a ranked team was an 82-80 win at then-No. 1 North Carolina on 1/19/2008.
- Maryland's last losing season came in 1992-93, the last year of devastating NCAA sanctions levied against previous staffs at Maryland.
- Each school in the ACC has had a losing season since the Terps fell below .500 21 seasons ago. In fact, nine of the 11 ACC opponents have suffered through a losing season since the Terps won the NCAA title in 2002, with Duke and UNC the exceptions.

Summer Tour: The Bahamas

Maryland traveled to the Bahamas for its Summer Tour this past August, earning three victories in three days against Bahamas All-Stars, Commonwealth Giants and Grand Bahamas All-Stars.

Sophomore **Jake Layman** starred on the trip for the Terps, averaging 21.3 points over the course of the three contests, including a pair of 25-point performances.

Junior **Dez Wells** opened the trip with 22 points, nine rebounds and a number of electrifying dunks in the Terps' 92-84 victory over the Bahamas All-Stars. Sophomore **Seth Allen** led the way in the second game, notching 26 points and 10 assists in a 97-90 win over the Commonwealth Giants. Layman and **Nick Faust** closed the trip with 25 and 20 points, respectively, in the Terps' 11-point win over the Grand Bahamas All-Stars.

The trip was particularly significant for sophomore **Shaquille Cleare**, a native of Andros, Bahamas. Although Cleare was unable to play due to injury, his family and friends were in attendance at the games to support the Terps. The sophomore also enjoyed showing his teammates and coaches around the Bahamian mainline.

Tough Schedule

With the addition of Syracuse, Pittsburgh and Notre Dame to the ACC this season, Maryland will play a highly formidable schedule in 2013. Including its game with No. 19 Connecticut to open the season, the Terps are scheduled to face seven ranked teams in the *Associated Press* Preseason Top-25.

For the first time in the history of its existence in the ACC, Maryland will not play Duke, North Carolina or North Carolina State at home. In fact, this marks the first year Maryland will not play Duke at home since 1955.

The 18-game conference slate features four home-and-home dates for Maryland: Pittsburgh, Florida State, Virginia and Virginia Tech.

Home Sweet Home

Maryland has been a dominant home team over the years:

- The Terps are 872-301 (.743) all-time at home dating back to 1923-24.
- Maryland is 166-39 (.810) all-time at Comcast Center.
- Maryland is 220-44 (.834) at home the last 12 seasons (since 1998-99).
- Maryland is 77-17 (.819) in home-openers in College Park all-time, including a 37-game winning streak (last loss on 11/27/76 to Notre Dame, 80-79, OT). The Terps did not play a home game in 1918-19.

Fear the Turtle!

Maryland is one of the most consistent winning programs in the country following more than a decade of excellence:

- The Terps have averaged 22.41 wins per season the last 17 years, including eight consecutive 20-win seasons from 1996-2004.
- Maryland has 18 postseason appearances in the last 20 years, including 11 consecutive trips to the NCAA Tournament from 1993-2004.
- The Terrapins have won at least two postseason games (ACC, NCAA, NIT) in 10 of the last 15 seasons.
- The Terps have advanced to the NCAA Sweet Sixteen seven times in the last 19 years.
- Maryland made consecutive trips to the NCAA Final Four in 2001 and 2002.
- The Terps captured the 2002 NCAA National Championship.
- The Terps captured the 2004 ACC Tournament Championship.
- Maryland shared the 2010 ACC Regular Season Title with eventual national-champion Duke.

The Polls

USA Today/ESPN Coaches Top 25 - Week 13

Rk	Team	Rec	Pts	Prev
1.	Arizona (31)	20-0	799	1
2.	Syracuse (1)	19-0	769	2
3.	Wichita State	21-0	724	4
4.	Florida	17-2	694	6
5.	San Diego State	18-1	653	7
6.	Michigan State	18-2	621	3
7.	Kansas	15-4	552	11
7.	Louisville	17-3	552	9
9.	Villanova	17-2	509	5
10.	Oklahoma State	16-3	497	12
11.	Kentucky	15-4	433	14
12.	Iowa	16-4	386	10
13.	Wisconsin	17-3	368	8
14.	Michigan	15-4	346	25
15.	Cincinnati	19-2	323	16
16.	Duke	16-4	298	18
17.	Pittsburgh	18-2	279	19
18.	Iowa State	15-3	268	17
19.	Massachusetts	17-2	265	12
20.	Creighton	17-3	229	24
21.	Saint Louis	18-2	218	20
22.	Memphis	15-4	155	22
23.	Ohio State	16-4	118	15
24.	Gonzaga	18-3	114	21
25.	Oklahoma	16-4	85	25

Others receiving votes: Texas 41, Virginia 26, UCLA 22, Connecticut 18, George Washington 8, Baylor 6, Kansas State 6, Southern Miss 6, Toledo 5, Colorado 5, Southern Methodist 1, Stephen F. Austin 1

Associated Press Top 25 - Week 13

Rk	Team	Rec	Pts	Prev
1	Arizona (63)	20-0	1,623	1
2	Syracuse (2)	19-0	1,561	2
3	Florida	17-2	1,436	6
4	Wichita State	21-0	1,435	5
5	San Diego State	18-1	1,337	7
6	Kansas	15-4	1,272	8
7	Michigan State	18-2	1,251	3
8	Oklahoma State	16-3	1,067	11
9	Villanova	17-2	1,063	4
10	Michigan	15-4	1,050	21
11	Kentucky	15-4	896	14
12	Louisville	17-3	891	12
13	Cincinnati	19-2	793	15
14	Wisconsin	17-3	763	9
15	Iowa	16-4	722	10
16	Iowa State	15-3	684	16
17	Duke	16-4	549	18
18	Pittsburgh	18-2	517	20
19	Saint Louis	18-2	464	19
20	Creighton	17-3	445	NR
21	Massachusetts	17-2	353	13
22	Memphis	15-4	262	23
23	Oklahoma	16-4	203	25
24	Ohio State	16-4	143	17
25	Texas	16-4	142	NR

Others receiving votes: Connecticut 67, Gonzaga 51, UCLA 39, Virginia 18, Minnesota 5, George Washington 5, Kansas State 5, Green Bay 5, Southern Methodist 3, Southern Miss 1, Louisiana Tech 1, Harvard 1, American University 1, New Mexico 1

Teams in italics are 2013-14 Maryland opponents

MarkTURGEON

► **303-196 (16th Season) / 53-37 (3rd Season at Maryland)**

Coming off a season in which he led Maryland to 25 wins and an appearance in the NIT semifinals, Mark Turgeon is in his third season at the helm of the University of Maryland men's basketball team.

Since arriving in College Park, Turgeon has signed consecutive nationally-ranked recruiting classes, led Maryland to its most wins in a season in six years, and taken the Terrapins back to the postseason. Turgeon captured his 300th career victory with a 85-74 win over Tulsa on Dec. 29, 2013.

His winning percentage of .600 (42-28) is the best mark by a Maryland coach in his first two seasons, ahead of Bud Millikan (.592) and Gary Williams (.574). After bringing in a top-15 recruiting class in 2012, he led the Terrapins to a 25-13 record and appearances in the ACC Tournament semifinals and the NIT semifinals in 2012-13.

Turgeon directed Maryland to three wins over a ranked team in 2012-13 after Maryland had gone two seasons without one. The Terps were the only team in the nation to beat Duke twice, while also knocking off then-14th ranked NC State at home in January. Maryland's win over Duke at home on Feb. 16 was its first over a No. 1 ranked opponent in five years.

Turgeon, who came to College Park after directing Texas A&M to four consecutive appearances in the NCAA Tournament, led Maryland to a 17-15 record in 2011-12. At A&M, he posted a 97-40 record in four seasons and was named the Big 12 Conference Coach of the Year in both 2010 and 2011. He is the only coach in Big 12 history with at least 24 victories in each of his four seasons.

Turgeon is 292-187 in his 16th season overall as a head coach. In seven years at

Wichita State, he built the Shockers into a power in the Missouri Valley Conference, earning the league title and an NCAA Sweet Sixteen appearance in 2006. In that NCAA Tournament, Wichita State beat Seton Hall and Tennessee before losing to eventual Final Four participant George Mason.

Five of Turgeon's former players are currently playing in the NBA: Gal Mekel, Donald Sloan, Khris Middleton, DeAndre Jordan and Alex Len.

He went 128-89 at Wichita State (2000-07), posting the third-most wins in school history. The Shockers went to three straight NITs from 2003 to 2005 in addition to the 2006 NAAs, the first time WSU had four straight postseason appearances in 40 years.

He began his head-coaching career at Jacksonville State, going 17-11 in his final season (1999-2000).

Turgeon was an assistant at Kansas for five seasons, first under Larry Brown (1987-88) and then under Roy Williams (1988-92). The Jayhawks made the NCAA Tournament in four of those seasons, winning the national championship in 1988.

He was the top assistant under Jerry Green at Oregon from 1992-97 and was an assistant coach under Brown with the Philadelphia 76ers



in 1997-98 before taking the head coaching position at Jacksonville State.

A point guard at Kansas from 1984-87, Turgeon was the first player in Jayhawks history to play in four straight NCAA Tournaments. KU went 108-33 under Brown in that stretch. A two-time captain, Turgeon led the Jayhawks to the 1986 NCAA Final Four.

As a student-athlete, he was selected to the Big Eight All-Academic Team in 1986 and was a Big Eight All-Freshman pick in 1984. He earned a bachelor of science degree in personnel administration from Kansas in 1987.

A native of Topeka, Kan., Turgeon led Hayden High School to back-to-back Class 4A state titles in 1982 and 1983, earning all-tournament honors each year. A first team all-state pick as a senior, Hayden went 47-3 in his high-school career.

Turgeon ("TURGE-in") is married to the former Ann Fowler of Chicago, Ill, and they have two sons - William Harris and Leo - and a daughter, Ella.

Coaching Honors

- Big 12 Conference Coach of the Year, Dallas Morning News, 2010 & 2011.
- Big 12 Conference Coach of the Year, San Antonio Express-News, 2011.
- Big 12 Conference Coach of the Year, Columbia Tribune, 2011.
- Missouri Valley Conference Coach of the Year, 2006.

Coaching Career

- Kansas (Assistant Coach), 1987-92
- Oregon (Assistant Coach), 1992-97
- Philadelphia 76ers (Assistant Coach), 1997-98
- Jacksonville State (Head Coach), 1998-2000
- Wichita State (Head Coach), 2000-07
- Texas A&M (Head Coach), 2007-11
- Maryland (Head Coach), 2011-present

Playing Career

- Topeka Hayden HS, 1980-83
- University of Kansas, 1984-87

Personal

Education:

- University of Kansas (B.S. in personnel admin., 1987)
- Topeka Hayden High School, 1983

Born:

- Feb. 5, 1965 (Topeka, Kan.)

► Turgeon's Coaching Record

Year	School	Overall			Conference			Finish	Postseason
		W	L	Pct.	W	L	Pct.		
1998-99	Jacksonville State	8	18	.308	3	13	.188	T10th	
1999-00	Jacksonville State	17	11	.607	12	6	.667	T3rd	
2000-01	Wichita State	9	19	.321	4	14	.222	9th	
2001-02	Wichita State	15	15	.500	9	9	.500	T5th	
2002-03	Wichita State	18	12	.600	12	6	.667	T3rd	NIT Opening Round (0-1)
2003-04	Wichita State	21	11	.667	12	6	.667	T2nd	NIT First Round (0-1)
2004-05	Wichita State	22	10	.688	11	7	.611	2nd	NIT Second Round (2-1)
2005-06	Wichita State	26	9	.743	14	4	.778	1st	NCAA Sweet Sixteen (2-1)
2006-07	Wichita State	17	14	.548	8	8	.500	6th	
2007-08	Texas A&M	25	11	.694	8	8	.500	6th	NCAA Second Round (1-1)
2008-09	Texas A&M	24	10	.706	9	7	.563	T4th	NCAA Second Round (1-1)
2009-10	Texas A&M	24	10	.706	11	5	.688	T2nd	NCAA Second Round (1-1)
2010-11	Texas A&M	24	9	.727	10	6	.625	T3rd	NCAA Second Round (0-1)
2011-12	MARYLAND	17	15	.531	6	10	.375	8th	
2012-13	MARYLAND	25	13	.658	8	10	.444	7th	NIT Semifinals (3-1)
2013-14	MARYLAND	11	9	.550	3	4	.429	--	
2 Years	Jacksonville State	25	29	.463	15	19	.411	--	--
7 Years	Wichita State	128	90	.587	70	54	.565	--	NCAA 2-1; NIT 2-3
4 Years	Texas A&M	97	40	.708	38	26	.594	--	NCAA 3-4
3 Years	MARYLAND	53	37	.588	17	24	.415	--	NIT 3-1
15 Years	Overall	303	196	.607	140	123	.532	--	NCAA 5-5; NIT 5-4; Total 10-9

#0 Charles MITCHELL

Forward • 6-8 • 260 • Sophomore • 1V • Atlanta, Ga. (Wheeler HS)

► 2013-14 Season

- Third in ACC with 3.0 rebounds/g; second on team with 6.6 rebs/g.
- Ranks sixth among ACC underclassmen in rebounding (6.6/g) and 14th overall.
- Posted career-high 18 rebounds at NC State (1/20) -- tied for the second-highest mark in the ACC to date (Devin Thomas - Wake Forest (19)).
- Posted 10 points and seven rebounds (six offensive) in 12 minutes vs. Notre Dame (1/15)
- Matched season-high with 11 rebounds in ACC home opener vs. Georgia Tech (1/4).
- Notched seven rebounds vs. NC Central (12/31) -- most since December 4 vs. Ohio State.
- Posted double-double against #5 Ohio State (12/4), including nine offensive boards.
- Notched 10 rebounds versus Morgan State (11/29).
- Had nine points in Paradise Jam finals against Providence (11/25).
- Scored double-figures four straight games to open season.
- Tallied fourth career double-double and first of season with 15 points and 11 rebounds against Abilene Christian (11/13).
- Posted 12 points on 5-of-6 shooting in season debut against #19 UConn (11/8).

► 2012-13 Season

- Appeared in 37 games, making seven starts.
- Averaged 5.5 points (.511 pct.) and was second on the team with 5.4 rebounds.
- Rank third among ACC freshmen in rebounds per game (5.4) and 19th overall.
- His five double-figure rebound games rank second on the team behind Alex Len.
- Scored in double figures in back-to-back games with 12 vs. Lafayette and 13 vs. Ga. Southern.
- Recorded his first career double-double with 13 points, 11 boards vs. Georgia Southern (11/24).
- Had a double-double (10 points, 11 rebounds) in just 17 minutes vs. UMES.
- Set career highs with 19 points and 14 rebounds against Delaware State (12/29). Named ACC ROOKIE OF THE WEEK on Dec. 31 for his performance.
- One point shy of a double-double with nine points and 11 boards in 28 minutes off the bench at North Carolina (1/19).
- Came off the bench to score 13 points and grab 7 rebounds in just 13 minutes at Duke (1/26).
- Recorded a second straight game with double-figure scoring by tallying 10 off the bench at Florida State (1/30).
- Scored in double figures for the first time since Jan. 30 with 10 points on 4-of-6 shooting in the first round NIT win over Niagara (3/19).
- Made his first start since Jan. 30 in the NIT quarterfinal at Alabama (3/26), scoring six points and adding five rebounds.
- Totaled six points and career-high three assists in NIT semifinal vs. Iowa (4/2)

► Notables

- Three-star prospect who graded at 90 by ESPN.com.
- Rated the 23rd-best center nationally and 12th-best player in state of Georgia by ESPN.
- Ranked 12th-best center prospect nationally by Rivals.
- Averaged 17 points and 12 rebounds as senior at Wheeler HS as they reached Sweet 16 of Georgia State 5A Tournament.
- Wears jersey number 0, same number his mother, Harriett, wore when she was a prep basketball standout at Therrell HS in Atlanta.
- Majoring in African-American studies.

► MITCHELL '13-14 Game-By-Game

OPPONENT	MIN	FG-A	3FG-A	FT-A	O-D-R	PF	A	TO	BLK	S	TP
vs. Connecticut	20	5-6	0-0	2-4	2-1-3	3	0	3	0	0	12
ABILENE CHRISTIAN	23	7-10	0-0	1-4	4-7-11	0	0	1	0	1	15
OREGON STATE	19	5-11	0-0	0-4	7-1-8	4	0	0	0	0	10
vs. Marist	20	5-6	0-0	2-9	1-7-8	0	0	0	2	1	12
vs. Northern Iowa	13	1-5	0-0	1-2	3-1-4	2	0	0	0	1	3
vs. Providence	23	4-6	0-0	1-2	1-2-3	4	0	1	0	0	9
MORGAN STATE	18	2-5	0-0	2-7	2-8-10	4	2	2	0	1	6
at Ohio State	21	5-8	0-0	2-4	9-2-11	2	0	0	0	1	12
vs. George Washington	23	2-6	0-0	2-2	4-2-6	3	0	1	0	0	6
at Boston College	17	1-3	0-0	0-0	3-1-4	1	0	1	1	0	2
FLORIDA ATLANTIC	18	4-6	0-0	2-2	1-4-5	2	1	1	0	1	10
BOSTON UNIVERSITY	10	1-2	0-0	1-2	1-3-4	3	1	0	0	0	3
TULSA	8	1-3	0-0	0-0	0-2-2	3	1	2	1	0	2
NC CENTRAL	22	1-1	0-0	3-7	1-6-7	2	0	0	0	0	5
GEORGIA TECH	15	3-11	0-0	0-1	2-9-11	2	1	0	1	1	6
at Pittsburgh	14	1-1	0-0	0-0	1-2-3	0	0	2	2	0	2
at Florida State	16	1-4	0-0	0-0	2-4-6	5	0	1	1	0	2
NOTRE DAME	12	5-7	0-0	0-1	6-1-7	4	0	2	0	0	10
at NC State	28	4-11	0-0	0-4	9-9-18	3	1	2	0	1	8
PITTSBURGH	15	2-4	0-0	3-6	0-0-0	5	0	1	1	0	7
MIAMI											
at Virginia Tech											
at North Carolina											
FLORIDA STATE											
at Virginia											
at Duke											
WAKE FOREST											
SYRACUSE											
at Clemson											
VIRGINIA TECH											
VIRGINIA											
*Starter											

► MITCHELL Season/Career Highs

	SEASON HIGHS	CAREER HIGHS
POINTS	15 vs. ACU (11/13)	19 vs. Delaware State (12/29/12)
REBOUNDS	18 at NC State (1/20)	18 at NC State (1/20/14)
FG MADE	7 vs. ACU (11/13)	8 vs. Delaware State (12/29/12)
FG ATT.	11 (3x) last at NC State (1/20)	12 (2x) last vs. Delaware State (12/29/12)
3 FG MADE	--	--
3 FG ATT.	--	--
FT MADE	3 (2x) last vs. Pitt (1/25)	4 vs. Lafayette (11/20/12)
FT ATT.	9 vs. Marist (11/22)	9 vs. Marist (11/22/13)
ASSISTS	2 vs. Morgan State (11/29)	3 vs. Iowa (4/2/13)
BLOCKS	2 (2x) last vs. Pitt (1/6)	2 (4x) last vs. Pitt (1/6/14)
STEALS	1 (8x) last at NC State (1/20)	3 at Wake Forest (3/2/13)
MINUTES	28 at NC State (1/20)	28 (2x) last at NC State (1/20/14)

► MITCHELL Miscellaneous Stats

Category	Season	Career	Last Time
Double-Figure Scoring	6	13	10 vs. Notre Dame (11/15/14)
20-plus Points	-	-	-
5-plus Rebounds	12	31	18 at NC State (1/20/14)
10-plus Rebounds	5	10	18 at NC State (1/20/14)
Double-Doubles	2	5	12 pts-11 rebs at Ohio State (12/4/13)

► MITCHELL Career Statistics

Season	G-GS	MP-MPG	FG-FGA	PCT.	3FG-FGA	PCT.	FT-FTA	PCT.	OFF	DEF	REB	AVG	PF-DQ	AST	TO	BLK	STL	PTS	AVG
2012-13	38-7	598-15.7	91-178	.511	0-0	.000	27-50	.540	77	127	204	5.4	68-0	17	58	15	8	209	5.5
2013-14	20-0	355-17.8	60-116	.517	0-0	.000	22-61	.361	59	72	131	6.6	52-2	7	20	9	8	142	7.1
Career	58-7	953-16.4	151-294	.514	0-0	.000	49-111	.441	136	199	335	5.8	120-2	24	78	24	16	351	6.1

#1 Evan SMOTRYCZ

Forward • 6-9 • 235 • R-Junior • TR • Reading, Mass. (Michigan)

► 2013-14 Season

- Leads team in rebounds (6.8/g) and third in scoring (11.6/g).
- Scored 14 points in back-to-back games against Georgia Tech (1/4) and Pittsburgh (1/6).
- Had career-high 13 rebounds and 5 assists, along with 15 points vs. Boston Univ. (12/21).
- Posted 15 points on 6-of-12 shooting with 7 rebounds at #5 Ohio State.
- Notched second consecutive double-double with 19 points and career-high 12 rebounds and 4 assists versus Morgan State (11/29).
- Selected to Paradise Jam All-Tournament Team, averaging 12.3 pts and 7.0 rebs in three games.
- Posted first double-double as a Terp with 13 pts and 11 rebs in Paradise Jam finals against Providence (11/25).
- Matched career-high with 20 points versus Northern Iowa (11/24).
- Posted 16 points versus Oregon State (11/17).
- Made Maryland debut against #19 UConn (11/8), tallying 13 points and nine rebounds.

► 2012-13 Season

- Sat out due to NCAA transfer rules.

► 2011-12 Season (Michigan)

- Helped the Wolverines to an overall record of 24-10, a share of its first Big Ten regular-season title since 1985-86, and its best Big Ten record (13-5) since 1993-94.
- Appeared in all 34 games (18 starts) and averaged 7.7 points per game.
- Recorded 11 double-digit scoring efforts.
- Scored a career-high 20 points, twice -- vs. Oakland (Dec. 10) and vs. Bradley (Dec. 22).
- Recorded three consecutive points/rebounds double-doubles -- 17/11 vs. Alabama A&M (Dec. 17), 20/10 vs. Bradley (Dec. 22), and 10/10 vs. Penn State (Dec. 29).
- Registered his highest scoring output of Big Ten play with 17 points on 6-of-7 shooting in the regular-season finale win at Penn State (March 4).
- Hit the game-tying three pointer with 17 seconds left in regulation in the overtime win vs. Minnesota in the Big Ten Tournament quarterfinals (March 9).
- Finished second on the team in shooting percentage -- 48.1 percent (89-for-185).
- Led U-M in three point field goal percentage -- 43.5 percent (40-for-92) -- which ranked seventh in the Big Ten.
- Second on the team in rebounding, averaging 4.9 rpg, which ranked 17th in the Big Ten.
- Was U-M's leading rebounder in 10 games.
- Had at least five rebounds in 16 games.
- Grabbed a career-high 11 boards vs. Alabama A&M (Dec. 17).
- Tied for second on the team with 11 blocks.
- Recorded 30 assists, including a career-high four vs. UCLA in the Maui Invitational (Nov. 23).
- Registered 27 steals, including a career-high four vs. Illinois (Feb. 12).
- Averaged 21.1 minutes per game.
- Played at least 30 minutes in four games.
- Played a career-high 35 minutes vs. Penn State (Dec. 29).

► 2010-11 Season (Michigan)

- Won U-M's Sixth Man Award after playing in all 35 games for the Wolverines with 24 starts.
- Averaged 6.3 points and 2.3 rebounds per game.
- Scored in double figures in nine games.
- Scored a career-high 18 points at Clemson (Nov. 30).
- Had 14 points against Ohio State (Jan. 12) and matched that against Iowa (Jan. 30) and Michigan State (March 5).
- Grabbed 81 rebounds, 23 offensive and 58 defensive.
- Recorded a season-high seven rebounds against Bowling Green (Nov. 18).
- Made a season-high four three-pointers against Bryant (Dec. 23), Ohio State (Jan. 12) and Iowa (Jan. 30).
- Averaged 17.8 minutes per game.

► Notables

- Played three years at Reading Memorial High School and two years at New Hampton Prep School.
- Two-year starter at New Hampton Prep... Averaged 14.0 points, 6.0 rebounds and 5.0 assists his second season (2009-10).
- Last name is pronounced SMAHT-rich.
- Father, Zee, played basketball at Middlebury College in Vermont.
- Major is American Studies.

► SMOTRYCZ '13-14 Game-By-Game

OPPONENT	MIN	FG-A	3FG-A	FT-A	O-D-R	PF	A	TO	BLK	S	TP
vs. Connecticut	*37	5-10	3-5	0-0	2-7-9	2	2	0	0	0	13
ABILENE CHRISTIAN	*24	3-8	0-4	5-5	1-5-6	2	2	0	1	0	11
OREGON STATE	*29	4-11	3-6	5-7	3-2-5	4	2	4	1	3	16
vs. Marist	17	1-3	0-2	2-2	0-1-1	4	0	2	0	0	4
vs. Northern Iowa	*34	8-13	3-6	1-3	2-7-9	2	1	1	0	2	20
vs. Providence	*37	5-13	2-4	1-2	3-8-11	2	3	3	0	0	13
MORGAN STATE	*29	7-10	4-6	1-3	4-8-12	3	4	4	0	0	19
at Ohio State	*29	6-12	1-3	2-2	1-6-7	3	0	2	0	1	15
vs. George Washington	*30	2-9	2-6	5-6	1-5-6	4	1	3	0	1	11
at Boston College	*23	3-8	3-7	0-0	1-0-1	5	1	1	0	1	9
FLORIDA ATLANTIC	*29	1-12	0-6	2-2	4-3-7	2	4	1	0	1	4
BOSTON UNIVERSITY	*33	7-14	1-2	0-0	2-11-13	4	5	3	0	1	15
TULSA	*33	4-11	3-6	2-4	2-3-5	1	1	1	0	0	13
NC CENTRAL	*20	2-5	0-2	3-3	1-6-7	3	3	3	1	0	7
GEORGIA TECH	*30	6-9	2-4	0-0	1-4-5	2	3	2	0	2	14
at Pittsburgh	*26	4-13	4-11	2-2	0-4-4	2	0	1	0	1	14
at Florida State	*25	3-11	1-6	2-2	3-5-8	4	0	4	0	1	9
NOTRE DAME	*32	2-12	1-5	0-0	5-3-8	3	1	2	0	2	5
at NC State	*20	4-8	2-3	0-0	2-3-5	5	0	1	0	0	10
PITTSBURGH	*21	3-6	2-3	2-2	0-7-7	4	0	2	0	0	10
MIAMI											
at Virginia Tech											
at North Carolina											
FLORIDA STATE											
at Virginia											
at Duke											
WAKE FOREST											
SYRACUSE											
at Clemson											
VIRGINIA TECH											
VIRGINIA											
*Starter											

► SMOTRYCZ Season/Career Highs

	SEASON HIGHS	CAREER HIGHS
POINTS	20 vs. Northern Iowa (11/24)	20 (3x) last vs. Northern Iowa (11/24/13)
REBOUNDS	13 vs. BU (12/21)	13 vs. BU (12/21)
FG MADE	8 vs. Northern Iowa (11/24)	8 vs. Northern Iowa (11/24/13)
FG ATT.	14 vs. BU (12/21)	14 vs. BU (12/21/13)
3 FG MADE	4 (2x) last at Pitt (1/6)	5 vs. Bradley (12/22/11)
3 FG ATT.	11 at Pitt (1/6)	11 at Pitt (1/6/14)
FT MADE	5 (3x) last vs. George Washington (12/8)	6 vs. Alabama A&M (12/17/11)
FT ATT.	7 vs. Oregon State (11/17)	7 (2x) last vs. Oregon State (11/17/13)
ASSISTS	5 vs. BU (12/21)	5 vs. BU (12/21/13)
BLOCKS	1 (3x) last vs. NC Central (12/31)	2 (2x) last vs. Northwestern (11/11/12)
STEALS	3 vs. Oregon State (11/17)	4 vs. Illinois (2/12/12)
MINUTES	37 (2x) last vs. Providence (11/25)	37 (2x) last vs. Providence (11/25/13)

► SMOTRYCZ Miscellaneous Stats

Category	Season	Career	Last Time
Double-Figure Scoring	14	34	10 vs. Pitt (1/25/14)
20-plus Points	1	3	20 vs. Northern Iowa (11/24/13)
5-plus Rebounds	17	39	7 vs. Pitt (1/25/14)
10-plus Rebounds	3	6	13 vs. BU (12/21/13)
5-plus Assists	1	1	5 vs. BU (12/21/13)
Double-Doubles	3	6	15 pts, 13 rebs vs. BU (12/21/13)

► SMOTRYCZ Career Statistics

Season	G-GS	MP-MPG	FG-FGA	PCT.	3FG-FGA	PCT.	FT-FTA	PCT.	OFF	DEF	REB	AVG	PF-DQ	AST	TO	BLK	STL	PTS	AVG
2010-11 (MICH)	35-24	623-17.8	77-192	.401	45-118	.381	20-29	.690	23	58	81	2.3	84-3	24	31	9	17	219	6.3
2011-12 (MICH)	34-18	716-21.1	89-185	.481	40-92	.435	45-58	.776	45	120	165	4.9	104-6	30	46	11	27	263	7.7
2013-14	20-19	558-27.9	80-198	.404	37-97	.381	35-45	.778	38	98	136	6.8	61-2	33	40	3	16	232	11.6
Career	89-60	1887-21.2	246-575	.428	122-309	.395	100-132	.756	106	276	382	4.3	249-11	87	117	23	60	724	8.1

#2 Roddy PETERS

Guard • 6-3 • 195 • Freshman • HS • District Heights, Md. (Suitland HS)

► 2013-14 Season

- First on team with 57 assists (2.9/g).
- Dished career-high seven assists vs. Boston Univ. (12/21).
- Named ACC ROOKIE OF THE WEEK (12/16) for performances against BC and FAU.
- Scored career-high 14 points in first ACC game, playing 26 minutes at Boston College (12/12).
- Posted 11 points, including a pair of game-tying free throws with eight seconds remaining, in just 19 minutes vs. George Washington (12/8).
- Had six assists versus Morgan State (11/29).
- Reached double-figures with 10 points and six assists versus Oregon State (11/17).
- Made first collegiate start against Abilene Christian (11/13).
- Made collegiate debut against #19 UConn (11/8), scoring five points in 18 minutes.

► Notables

- Five-star prospect by 247sports.com, four-star prospect by ESPN.com and Rivals.com.
- Number 8-ranked point guard by ESPN.com and 45th overall.
- Averaged 25 points and seven assists as a junior in high school (2011-12).
- Played AAU for the DC Assault under former Washington Wizards head coach Eddie Jordan.
- Chose Maryland over offers from UCLA, Illinois, Rutgers and Xavier.
- Favorite basketball team is Chicago Bulls.
- Has one older sister and one younger sister.
- Is ambidextrous and can write equally with both his left and right hand.

► PETERS '13-14 Game-By-Game

OPPONENT	MIN	FG-A	3FG-A	FT-A	O-D-R	PF	A	TO	BLK	S	TP
vs. Connecticut	18	2-2	0-0	1-2	0-0-0	3	2	3	0	2	5
ABILENE CHRISTIAN	*19	2-4	0-1	0-1	0-2-2	2	2	4	0	1	2
OREGON STATE	25	5-9	0-0	0-0	1-0-1	0	6	2	0	0	10
vs. Marist	*18	2-8	1-2	4-4	1-0-1	2	2	1	0	0	9
vs. Northern Iowa	20	2-4	0-1	1-1	1-2-3	1	2	1	0	1	5
vs. Providence	16	1-1	0-0	0-2	0-2-2	0	3	3	0	1	2
MORGAN STATE	21	2-3	0-0	3-4	0-2-2	1	6	4	0	1	7
at Ohio State	18	1-2	0-0	1-2	0-1-1	2	4	5	0	0	3
vs. George Washington	19	4-10	0-1	3-3	1-0-1	3	3	2	0	3	11
at Boston College	*26	5-8	0-0	4-5	0-2-2	3	3	3	0	1	14
FLORIDA ATLANTIC	*19	1-4	0-0	0-0	0-1-1	1	5	3	0	1	4
BOSTON UNIVERSITY	*26	4-9	0-0	0-1	1-0-1	3	7	5	0	1	8
TULSA	*15	3-6	0-0	1-2	0-2-2	0	1	1	0	0	7
NC CENTRAL	*18	2-3	0-0	3-3	0-0-0	3	2	3	0	0	7
GEORGIA TECH	*24	2-5	0-0	1-1	0-0-0	1	5	0	1	0	5
at Pittsburgh	*22	2-6	0-1	0-0	0-2-2	1	2	1	0	1	4
at Florida State	*19	2-6	0-0	3-6	2-2-4	1	1	3	0	2	7
NOTRE DAME	8	0-0	0-0	0-0	0-0-0	0	0	1	0	0	0
at NC State	10	0-4	0-0	0-0	0-1-1	0	1	0	0	0	0
PITTSBURGH	5	0-1	0-0	0-0	1-0-1	0	1	0	0	0	0
MIAMI											
at Virginia Tech											
at North Carolina											
FLORIDA STATE											
at Virginia											
at Duke											
WAKE FOREST											
SYRACUSE											
at Clemson											
VIRGINIA TECH											
VIRGINIA											
*Starter											

► PETERS Season/Career Highs

	SEASON/CAREER HIGHS
POINTS	14 at Boston College (12/12/13)
REBOUNDS	4 at Florida State (1/14/14)
FG MADE	5 (2x) last at Boston College (12/12/13)
FG ATT.	10 vs. George Washington (12/8/13)
3 FG MADE	1 vs. Marist (11/22/13)
3 FG ATT.	2 vs. Marist (11/22/13)
FT MADE	4 (2x) last at Boston College (12/12/13)
FT ATT.	6 at Florida State (1/14/14)
ASSISTS	7 vs. BU (12/21/13)
BLOCKS	1 vs. Georgia Tech (1/4/13)
STEALS	3 vs. George Washington (12/8/13)
MINUTES	26 (2x) last vs. BU (12/21/13)

► PETERS Miscellaneous Stats

Category	Season	Last Time
Double-Figure Scoring	3	14 at Boston College (12/12/13)
20-plus Points	-	-
5-plus Rebounds	-	-
5-plus Assists	6	5 vs. Georgia Tech (1/4/13)
3-plus Steals	1	3 vs. George Washington (12/8/13)
Double-Doubles	-	-

► PETERS Career Statistics

Season	G-GS	MP-MPG	FG-FGA	PCT.	3FG-FGA	PCT.	FT-FTA	PCT.	OFF	DEF	REB	AVG	PF-DQ	AST	TO	BLK	STL	PTS	AVG
2013-14	20-10	369-18.5	42-95	.442	1-6	.167	25-37	.676	8	19	27	1.4	27-0	58	45	1	15	110	5.5

#4 Seth ALLEN

Guard • 6-1 • 190 • Sophomore • 1V • Woodbridge, Va. (Fredericksburg Christian School)

► 2013-14 Season

- Averaging 5.0 assists over last three games (15 assists, 4 turnovers).
- Played a career-high 35 minutes vs. Pitt (1/25), notching a season-high six assists.
- Made first start of season versus Notre Dame (1/15), posting 15 points and four assists.
- Led team with 18 points, including four three-pointers, at Pitt (1/6).
- Starred in season debut against Tulsa, tallying 15 points in just 21 minutes; sparked a key 14-2 first half run with five straight points.
- Suffered a fracture in left foot on Oct. 29 missed first 12 games of season.

► 2012-13 Season

- Appeared in 36 games, making seven starts.
- Fourth on team with 7.8 points/g and averaged 2.3 assists.
- Fractured a bone in his left (shooting) hand during practice on March 24 and missed final two games of season.
- Second on the team with 36 steals.
- Has six of the top 12 single-game steal performances with three steals on five different occasions and five on one occasion (2/10 vs. Virginia). Has multiple steals in nine games.
- Recorded five or more assists on six occasions.
- Scored 19 points on 7-of-10 shooting, including 5-of-6 3s, vs. LIU Brooklyn (11/16).
- Dished out a then season-high 6 assists in 29 minutes vs. Georgia Southern (11/24).
- Made his first career start vs. UMES (12/5) and dished out a season-best eight assists.
- Led the Terps in scoring with 13 points against IUPUI (1/1).
- Led Maryland in scoring for the 2nd straight game with 21 points 8-of-12 shooting in his ACC debut vs. Virginia Tech (1/5) while also grabbing a season-high 4 rebounds.
- Grabbed a season-high seven rebounds and added 12 points against Wake Forest (2/2).
- Totaled 11 points, five assists and a season-high five steals vs. Virginia (2/10).
- Scored 16 points and hit the game-winning free throws with 2.8 seconds left in a 83-81 win over No. 2 Duke (2/16). Earned ACC ROOKIE OF THE WEEK for the effort.
- Scored in double figures for the sixth time in ACC play and ninth time this season with 12 points off the bench at Georgia Tech (2/27).
- Tied for a team-high with 15 points while adding three assists and no turnovers vs. Niagara (3/19).
- Scored in double figures for the fourth time in five postseason games with 13 points vs. Denver (3/21).

► Notables

- Three-star prospect who graded at 89 by ESPN.com.
- Rated 42nd-best shooting guard nationally and 7th-best player in state of Virginia by ESPN.
- Averaged 20 points, 5 assists, 4 rebounds as a senior.
- Led Fredericksburg Christian School to 31-2 record and conference title as a junior.
- Took just 42 high-school games to score 1,000 points.
- Father, Joe, played running back at Arizona State.
- Brothers Cameron and Brandon played basketball at Mount Olive College in N.C.
- First player to commit to Maryland under head coach Mark Turgeon.
- Eats and writes with his right hand and kicks a soccer ball right-footed, but shoots with his left.

► ALLEN '13-14 Game-By-Game

OPPONENT	MIN	FG-A	3FG-A	FT-A	O-D-R	PF	A	TO	BLK	S	TP
vs. Connecticut	dnp-inj										
ABILENE CHRISTIAN	dnp-inj										
OREGON STATE	dnp-inj										
vs. Marist	dnp-inj										
vs. Northern Iowa	dnp-inj										
vs. Providence	dnp-inj										
MORGAN STATE	dnp-inj										
at Ohio State	dnp-inj										
vs. George Washington	dnp-inj										
at Boston College	dnp-inj										
FLORIDA ATLANTIC	dnp-inj										
BOSTON UNIVERSITY	dnp-inj										
TULSA	21	4-10	3-6	4-6	0-0-0	3	3	1	0	1	15
NC CENTRAL	20	2-6	2-4	0-0	0-1-1	1	4	2	0	0	6
GEORGIA TECH	20	3-8	2-4	2-3	0-1-1	0	2	1	0	0	10
at Pittsburgh	26	5-11	4-7	4-4	0-0-0	2	2	2	1	0	18
at Florida State	22	0-8	0-6	1-2	0-1-1	3	3	1	0	1	1
NOTRE DAME	*27	5-13	3-7	1-2	3-2-5	3	4	0	1	1	14
at NC State	*26	3-12	2-6	0-1	0-1-1	3	5	2	0	1	8
PITTSBURGH	*35	2-9	0-5	4-6	1-2-3	4	6	2	0	2	8
MIAMI											
at Virginia Tech											
at North Carolina											
FLORIDA STATE											
at Virginia											
at Duke											
WAKE FOREST											
SYRACUSE											
at Clemson											
VIRGINIA TECH											
VIRGINIA											
*Starter											

► ALLEN Season/Career Highs

	SEASON HIGHS	CAREER HIGHS
POINTS	18 at Pitt (1/6)	21 vs. Virginia Tech (1/5/13)
REBOUNDS	5 vs. Notre Dame (1/15)	7 vs. Wake Forest (2/2/13)
FG MADE	5 (2x) last vs. Notre Dame (1/15)	8 vs. Virginia Tech (1/5/13)
FG ATT.	13 vs. Notre Dame (1/15)	13 vs. Notre Dame (1/15/14)
3 FG MADE	4 at Pitt (1/6)	5 vs. LIU Brooklyn (11/16/12)
3 FG ATT.	7 (2x) last vs. Notre Dame (1/15)	7 (2x) last vs. Notre Dame (1/15)
FT MADE	4 (3x) last vs. Pitt (1/25)	7 vs. Duke (2/16/13)
FT ATT.	6 (2x) last vs. Pitt (1/25)	8 vs. Duke (2/16/13)
ASSISTS	6 vs. Pitt (1/25)	8 vs. UMES (12/5/12)
BLOCKS	1 (2x) last vs. Notre Dame (1/15)	1 (5x) last vs. Notre Dame (1/15/14)
STEALS	2 vs. Pitt (1/25)	5 vs. Virginia (2/10/13)
MINUTES	35 vs. Pitt (1/25)	35 vs. Pitt (1/25/14)

► ALLEN Miscellaneous Stats

Category	Season	Career	Last Time
Double-Figure Scoring	4	17	14 vs. Notre Dame (1/15/14)
20-plus Points	-	1	21 vs. Virginia Tech (1/5/13)
5-plus Rebounds	1	4	5 vs. Notre Dame (1/15/14)
5-plus Assists	2	4	6 vs. Pitt (1/25/14)
3-plus Steals	-	5	3 vs. Wake Forest (3/14/13)
Double-Doubles	-	0	-

► ALLEN Career Statistics

Season	G-GS	MP-MPG	FG-FGA	PCT.	3FG-FGA	PCT.	FT-FTA	PCT.	OFF	DEF	REB	AVG	PF-DQ	AST	TO	BLK	STL	PTS	AVG
2012-13	36-7	793-22.0	95-244	.389	39-125	.312	51-69	.739	3	77	80	2.2	69-1	84	68	3	36	280	7.8
2013-14	8-3	197-24.6	24-77	.312	16-45	.356	16-24	.667	4	8	12	1.5	19-0	29	11	2	6	80	10.0
Career	44-10	990-22.5	119-321	.371	55-170	.324	67-93	.720	7	85	92	2.1	88-1	113	79	5	42	360	8.2

#5 Nick FAUST

Guard • 6-6 • 205 • Junior • 2V • Baltimore, Md. (Baltimore City College HS)

► 2013-14 Season

- Hit a 3-pointer in 12 of last 13 games.
- Leads team with 25 steals.
- Posted 14 points on 5-of-7 shooting at Florida State (1/12).
- Led team in scoring in second straight game with 16 pts (4-of-6 from 3) vs. Georgia Tech (1/4).
- Matched career-high with 19 points and had season-high 9 rebounds vs. NC Central (12/31).
- Notched 13 points and made all five free throws vs. Tulsa (12/29).
- Had strong all-around game with 8 points, 5 rebounds and 5 assists vs. FAU (12/14).
- Reached double-figures with 11 points at Boston College (12/12).
- Had season-high five assists and four steals versus Morgan State (11/29).
- Tallied 17 points in Paradise Jam semifinals against Northern Iowa (11/24).
- Posted team-high 17 points in season debut against #19 UConn (11/8).

► 2012-13 Season

- Appeared in 38 games, making 32 starts.
- Third on the team in scoring with 9.3 ppg.
- Averaged 12.4 ppg over the last 12 games, shooting .467 (49-105) from the field and .440 (22-50) from 3-point in that span.
- Scored in double figures in 20 games, including eight of the last nine.
- Led the team with 37 steals.
- Led the team in scoring vs. Morehead State (11/12) with 12 points.
- Tied for the team lead and matched a career high with 8 rebounds vs. Lafayette (11/20).
- Knocked down a career-high 7 free throws vs. George Mason (12/2) en route to 14 points.
- Came off the bench and dished out a career-high 7 assists in 20 minutes vs. UMES (12/5).
- Scored a then season-high 16 points vs. Monmouth (12/12) including three 3-pointers.
- Limited to 5 minutes vs. Virginia Tech (1/5) due to back spasms and a shoulder injury.
- Had 14 points vs. Florida State (1/9) including a career-high four 3-pointers.
- Matched a then career high with 8 rebounds against Miami (1/13).
- Scored 9 of his 11 points in the 2nd half vs. Boston College (1/22), including five in the last 1:37.
- Had a team- and season-high 18 points on 7-of-10 shooting, including a career-high tying four 3-pointers, along with three assists, three steals and a block vs. Clemson (2/23).
- Reached double figures for the third time in four games with 16 vs. North Carolina (3/6).
- Made a career-high five 3-pointers and had 17 points in the ACC Tournament vs. North Carolina (3/16).
- Recorded his first career double-double with 15 points and 11 rebounds vs. Niagara (3/19).
- Reached double figures for the seventh straight game with 12 against Denver (3/21).

► 2011-12 Season

- ALL-ACC FRESHMAN TEAM MEMBER as voted by ACSMA.
- Led team in assists (63) and steals (30).
- Had 6 games with at least 3 steals.
- Hit .519 (14x27) from floor, including .583 (7x12) behind arc in last 3 games.
- Averaged 11.6 ppg in the last 9 games... 7 of his 12 double-figure games have come in the last 9 games (since 2/4 vs. UNC).
- Averaged 13.0 points, 5.0 rebounds, 2.4 assists, 1.4 steals in 7 games since returning to starting lineup after Pe'Shon Howard's knee injury.
- 11 games with at least 30 minutes as a freshman.
- First double-figure scoring game as a collegian with 15 vs. Colo., also 5 boards, 3 assists.
- Had 14 pts, 4 rebs, 6 asts and 5 stls in win vs. BC (2/16)... 5 steals are most by a Terp this season and most since ACC Quarters in 2010 (Milbourne, Vasquez)... 6 assists were a career-high.
- Had 13 points (5-12 FG, 2-5 3FG) at UVa (2/18)... First time with 3 straight in double figures.
- Tied season-high and led Terps with 8 boards in win over Miami (2/21)... 8 points, 4 assists.
- Season-high 17 points at #6 UNC (2/29) on 7-for-11 FG, 3-for-6 3FG... 5 boards, 4 assists.

► Notables

- Four-star prospect who graded at 95 by ESPN.com.
- Rated 12th at shooting guard and 36th overall nationally by ESPN.
- Rated 10th nationally among shooting guards by Rivals.com.
- Led City to two straight Maryland Class 2A state titles.
- First team All-Metro by *The Baltimore Sun*.
- Averaged 22 points and 6.5 rebounds as a senior for the Knights and 19.7 points and 5.3 rebounds as a junior.
- Chose Maryland over Oregon State, Florida State, Marquette and Villanova.
- Major is African-American studies.

► FAUST '13-14 Game-By-Game

OPPONENT	MIN	FG-A	3FG-A	FT-A	O-D-R	PF	A	TO	BLK	S	TP
vs. Connecticut	*32	5-18	3-10	4-6	2-2-4	1	3	1	0	1	17
ABILENE CHRISTIAN	*30	4-9	0-2	3-3	2-2-4	0	2	3	1	1	11
OREGON STATE	*36	2-8	1-4	1-3	2-4-6	3	2	3	1	2	6
vs. Marist	*30	2-8	0-2	1-2	2-4-6	3	2	2	0	1	5
vs. Northern Iowa	*25	6-11	1-4	4-5	2-4-6	4	1	3	0	3	17
vs. Providence	*34	1-8	0-2	1-2	1-2-3	4	1	1	0	0	3
MORGAN STATE	*26	4-7	0-1	0-0	0-1-1	2	5	2	0	4	8
at Ohio State	*24	2-9	1-7	0-0	0-2-2	3	0	2	1	0	5
vs. George Washington	30	2-7	1-5	2-2	0-2-2	3	3	3	1	3	7
at Boston College	29	4-9	2-7	1-2	0-2-2	3	1	2	1	1	11
FLORIDA ATLANTIC	30	3-9	2-4	0-1	2-3-5	0	5	2	1	1	8
BOSTON UNIVERSITY	28	3-9	1-3	3-4	3-3-6	4	2	0	0	2	10
TULSA	20	3-5	2-4	5-5	0-2-2	3	0	1	0	2	13
NC CENTRAL	25	5-11	3-6	6-6	5-4-9	2	1	3	1	0	19
GEORGIA TECH	26	6-8	4-6	0-2	0-3-3	3	1	1	0	1	16
at Pittsburgh	26	2-7	0-3	3-4	1-3-4	1	1	1	0	0	7
at Florida State	28	5-7	2-4	2-4	0-3-3	5	2	0	0	0	14
NOTRE DAME	26	4-9	2-7	3-4	0-1-1	2	2	2	0	2	13
at NC State	25	1-7	1-6	0-2	1-2-3	2	1	1	1	1	3
PITTSBURGH	20	4-8	1-5	4-4	0-3-3	3	0	3	0	0	13
MIAMI											
at Virginia Tech											
at North Carolina											
FLORIDA STATE											
at Virginia											
at Duke											
WAKE FOREST											
SYRACUSE											
at Clemson											
VIRGINIA TECH											
VIRGINIA											
*Starter											

► FAUST Season/Career Highs

	SEASON HIGHS	CAREER HIGHS
POINTS	19 vs. NC Central (12/31)	19 (2x) last vs. NC Central (12/31/12)
REBOUNDS	9 vs. NC Central (12/31)	11 vs. Niagara (3/19/13)
FG MADE	6 (2x) last vs. Georgia Tech (1/4)	7 (2x) last vs. Clemson (2/23/13)
FG ATT.	18 vs. UConn (11/8)	18 vs. UConn (11/8/13)
3 FG MADE	4 vs. Georgia Tech (1/4)	5 vs. North Carolina (3/16/13)
3 FG ATT.	10 vs. UConn (11/8)	10 vs. UConn (11/8/13)
FT MADE	6 vs. NC Central (12/31)	7 (2x) last vs. Denver (3/21/13)
FT ATT.	6 (2x) last vs. NC Central (12/31)	10 (2x) last vs. George Mason (12/2/12)
ASSISTS	5 (2x) last vs. FAU (12/14)	7 vs. UMES (12/5/12)
BLOCKS	1 (8x) at NC State (1/20)	2 (2x) last vs. Mount St. Mary's (12/7/11)
STEALS	4 vs. Morgan State (11/29)	5 vs. Boston College (2/16/12)
MINUTES	36 vs. Oregon State (11/17)	39 vs. Virginia (3/4/12)

► FAUST Miscellaneous Stats

Category	Season	Career	Last Time
Double-Figure Scoring	11	44	13 vs. Pitt (1/25/14)
20-plus Points	0	0	-
5-plus Rebounds	6	29	9 vs. NC Central (12/31/13)

► FAUST Career Statistics

Season	G-GS	MP-MPG	FG-FGA	PCT.	3FG-FGA	PCT.	FT-FTA	PCT.	OFF	DEF	REB	AVG	PF-DQ	AST	TO	BLK	STL	PTS	AVG
2011-12	32-21	887-27.7	96-254	.374	23-85	.271	70-113	.619	26	103	129	4.0	70-3	66	79	9	31	285	8.9
2012-13	38-32	982-25.8	121-301	.402	44-125	.352	72-100	.720	31	111	142	3.7	71-0	96	82	5	37	358	9.4
2013-14	20-8	550-27.5	68-174	.391	27-92	.293	43-61	.705	23	52	75	3.8	48-1	35	36	8	25	206	10.3
Career	90-61	2419-26.9	285-732	.389	94-302	.311	185-274	.675	80	266	346	3.8	189-4	197	197	22	93	849	9.4

#10 Jake LAYMAN

Guard / Forward • 6-8 • 205 • Sophomore • 1V • Wrentham, Mass. (King Philip Regional HS)

► 2013-14 Season

- Leads team with 40 3-pointers and 22 blocks; second in scoring (12.5/g).
- Scored 18 points on 7-of-12 shooting in 35 minutes of action against Pitt (1/25).
- Posted career-high 10 rebounds and added three assists vs. Notre Dame (1/15).
- Scored double-figures with 11 points (5-of-6 from the line) at Florida State (1/12).
- Lifted Maryland down the stretch with big-time shots in a 22-point effort vs. FAU (12/14).
- Had career-high 27 pts on 9-of-12 shooting vs. Morgan State (11/29).
- Tallied 19 points in Paradise Jam semifinals vs. Northern Iowa (11/24).
- Notched 19 points in 29 minutes against Abilene Christian (11/13), sparking the Terps with 14 points in a 29-0 second half run.
- Posted 13 points in season debut against #19 UConn (11/8).

► 2012-13 Season

- Appeared in 38 games, making 17 starts.
- Averaged 8.4 ppg in his 17 starts, and 5.5 ppg on the season.
- Scored in double figures five of his nine home starts.
- Made his first career start vs. UMS (12/5) and responded with then-season highs in field goals (4), 3-pointers (2) and points (10).
- Played 23 minutes vs. IUPUI (1/1) and tied for the team lead with 4 assists.
- Made his second career start vs. Virginia Tech and scored 18 of his 20 points in the first half. Made 6 of 7 shots, including 4 of 5 3-pointers, in the first half. Also grabbed a season-high eight rebounds.
- Named Freshman of the Week by Seth Davis of CBS Sports for his performance vs. Va Tech.
- Started vs. Boston College (1/22) and had 15 points and five rebounds.
- Scored 12 points on 4-of-6 3-point shooting vs. Wake Forest (2/2).
- Led the team with 14 points on 5-of-11 shooting at Virginia Tech, his first road game in double figures.
- Reached double figures for the sixth time this season with 12 points vs. Clemson (2/23).
- One rebound shy of a double-double with 10 points and a season-high nine rebounds vs. Duke (3/15).
- Came off the bench and matched a season-high with 33 minutes at Alabama (3/26), scoring 13 points and adding a season-high three steals.

► Notables

- Four-star prospect who graded at 93 by ESPN.com.
- Rated 17th-best small forward nationally and 3rd-best player in Massachusetts by ESPN.
- Rated 67th-best player nationally in the class by ESPN.
- Played on Team USA that won gold at FIBA Americas U-18 Championship during Summer 2012, averaging 7.6 points per game in tournament.
- Averaged 26 points, 5 blocks, 4 assists per game as a senior.
- Father, Tim, played baseball and mother, Claire, played basketball at University of Maine.

► LAYMAN '13-14 Game-By-Game

OPPONENT	MIN	FG-A	3FG-A	FT-A	O-D-R	PF	A	TO	BLK	S	TP
vs. Connecticut	*34	3-7	2-3	5-6	1-3-4	4	1	0	0	1	13
ABILENE CHRISTIAN	29	7-14	4-8	1-1	1-5-6	0	3	1	2	2	19
OREGON STATE	*36	6-12	3-8	0-0	3-4-7	1	1	0	1	1	15
vs. Marist	*31	6-13	4-6	0-0	2-6-8	0	1	1	1	1	16
vs. Northern Iowa	*36	5-13	2-5	7-8	3-3-6	1	1	1	0	0	19
vs. Providence	*34	2-10	1-5	1-2	1-6-7	1	0	2	2	1	6
MORGAN STATE	*29	9-13	7-10	2-2	0-3-3	1	2	0	2	0	27
at Ohio State	*32	1-9	0-5	0-0	1-6-7	2	1	1	2	0	2
vs. George Washington	*35	5-12	1-4	2-3	5-1-6	0	0	3	0	1	13
at Boston College	*36	5-10	2-5	1-2	2-0-2	0	0	0	1	2	13
FLORIDA ATLANTIC	*35	8-14	4-7	2-3	2-4-6	1	1	2	2	2	22
BOSTON UNIVERSITY	*36	4-9	3-8	3-6	0-2-2	5	0	0	0	0	14
TULSA	*30	2-10	1-7	7-11	1-4-5	1	3	0	1	0	12
NC CENTRAL	*28	2-4	1-3	3-3	0-4-4	2	1	0	2	0	8
GEORGIA TECH	*22	2-5	2-4	0-0	0-4-4	2	0	1	1	0	6
at Pittsburgh	*27	1-7	0-3	1-3	2-2-4	4	1	1	2	1	3
at Florida State	*31	3-8	0-2	5-6	0-2-2	1	0	1	0	3	11
NOTRE DAME	*34	3-7	1-5	1-2	2-8-10	4	3	2	0	1	8
at NC State	*29	2-8	1-4	0-0	1-4-5	3	0	0	2	0	5
PITTSBURGH	*35	7-12	1-3	3-3	2-3-5	4	2	2	1	3	18
MIAMI											
at Virginia Tech											
at North Carolina											
FLORIDA STATE											
at Virginia											
at Duke											
WAKE FOREST											
SYRACUSE											
at Clemson											
VIRGINIA TECH											
VIRGINIA											
*Starter											

► LAYMAN Season/Career Highs

	SEASON HIGHS	CAREER HIGHS
POINTS	27 vs. Morgan State (11/29)	27 vs. Morgan State (11/29/13)
REBOUNDS	10 vs. Notre Dame (1/15)	10 vs. Notre Dame (1/15/14)
FG MADE	9 vs. Morgan State (11/29)	7 vs. Morgan State (11/29/13)
FG ATT.	14 (2x) last vs. FAU (12/14)	14 (2x) last vs. FAU (12/14/13)
3 FG MADE	7 vs. Morgan State (11/29)	7 vs. Morgan State (11/29/13)
3 FG ATT.	10 vs. Morgan State (11/29)	10 vs. Morgan State (11/29/13)
FT MADE	7 (2x) last vs. Tulsa (12/29)	7 (2x) last vs. Tulsa (12/29/13)
FT ATT.	11 vs. Tulsa (12/29)	11 vs. Tulsa (12/29/13)
ASSISTS	3 (2x) last vs. Tulsa (12/29)	4 vs. IUPUI (1/1/13)
BLOCKS	2 (7x) last at NC State (1/20)	3 vs. Niagara (3/19/13)
STEALS	3 (2x) last vs. Pitt (1/25)	3 (3x) last vs. Pitt (1/25/14)
MINUTES	36 (4x) last vs. BU (12/21)	36 (4x) last vs. BU (12/21/13)

► LAYMAN Miscellaneous Stats

Category	Season	Career	Last Time
Double-Figure Scoring	13	20	18 vs. Pitt (1/25/14)
20-plus Points	2	3	22 vs. FAU (12/14/13)
5-plus Rebounds	10	16	5 vs. Pitt (1/25/14)
3-plus Blocks	0	1	3 vs. Niagara (3/19/13)
Double-Doubles	0	-	-

► LAYMAN Career Statistics

Season	G-GS	MP-MPG	FG-FGA	PCT.	3FG-FGA	PCT.	FT-FTA	PCT.	OFF	DEF	REB	AVG	PF-DQ	AST	TO	BLK	STL	PTS	AVG
2012-13	38-17	757-19.9	74-187	.396	35-117	.299	25-36	.694	35	88	123	3.2	62-1	36	39	24	21	208	5.5
2013-14	20-19	639-32.0	83-196	.423	40-105	.381	44-61	.721	29	74	103	5.2	37-1	21	18	22	19	250	12.5
Career	58-36	1396-24.1	157-383	.410	75-222	.338	69-97	.711	64	162	226	3.9	99-2	57	57	46	40	458	7.9

#11 Varun RAM

Guard • 5-9 • 150 • Junior • TR • Clarksville Md. (River Hill HS/Trinity College)

► 2013-14 Season

- Made first career start at Maryland versus George Washington (12/8).
- Posted three rebounds and three steals in Paradise Jam final vs. Providence (11/25).
- Had career-highs in minutes (19) and assists (3) vs. Marist (11/22).
- Played 18 minutes versus Abilene Christian (11/13).
- Made Maryland debut in first half against #19 UConn (11/8), posting one assist.

► 2012-13 Season

- Sat out due to NCAA transfer rules.

► 2011-12 Season (Trinity College)

- Spent one season at Trinity College (Conn.) where he played point guard for head coach Jamie Cosgrove.
- Named MVP of the Trinity College Tournament and UMass Boston Tournament.

► Notables

- A three-year letterwinner, two-year starter and two-year captain at River Hill High School.
- Walked on at Maryland in fall of 2012.
- Parents are Kolandavel and Santhini Ramasamy.
- Has a sister, Anita, who graduated Phi Beta Kappa from Johns Hopkins.
- Graduated from River Hill High School in 2010 with a 4.56 GPA.
- Says his craziest ambition is to play on the Indian National Team.
- Majoring in neurobiology and physiology.
- Plans to attend medical school.

► RAM '13-14 Game-By-Game

OPPONENT	MIN	FG-A	3FG-A	FT-A	O-D-R	PF	A	TO	BLK	S	TP
vs. Connecticut	2	0-0	0-0	0-0	0-0-0	2	1	0	0	0	0
ABILENE CHRISTIAN	18	0-1	0-1	0-1	0-0-0	0	0	0	0	0	0
OREGON STATE	0+	0-0	0-0	0-0	0-0-0	0	0	0	0	0	0
vs. Marist	19	1-1	1-1	0-0	0-1-1	5	3	1	0	2	3
vs. Northern Iowa	11	0-1	0-1	0-0	0-0-0	3	1	0	0	0	0
vs. Providence	12	1-2	1-2	0-0	0-3-3	2	0	0	0	3	3
MORGAN STATE	11	0-1	0-1	0-0	1-3-4	1	2	1	0	0	0
at Ohio State	17	0-2	0-1	0-0	0-3-3	3	0	2	0	1	0
vs. George Washington	*11	1-2	1-2	0-1	0-0-0	2	0	1	0	1	3
at Boston College	1	0-0	0-0	0-0	0-0-0	1	1	0	0	0	0
FLORIDA ATLANTIC	2	0-0	0-0	0-0	0-1-1	0	0	0	0	0	0
BOSTON UNIVERSITY	2	0-1	0-0	0-0	0-0-0	1	0	1	0	0	0
TULSA	dnp-cd										
NC CENTRAL	3	0-1	0-0	0-0	0-0-0	0	0	0	0	0	0
GEORGIA TECH	dnp-cd										
at Pittsburgh	dnp-cd										
at Florida State	2	0-0	0-0	0-0	0-0-0	0	1	0	0	1	0
NOTRE DAME	dnp-cd										
at NC State	dnp-cd										
PITTSBURGH	dnp-cd										
MIAMI											
at Virginia Tech											
at North Carolina											
FLORIDA STATE											
at Virginia											
at Duke											
WAKE FOREST											
SYRACUSE											
at Clemson											
VIRGINIA TECH											
VIRGINIA											
*Starter											

► RAM Season/Career Highs

	SEASON/CAREER HIGHS
POINTS	3 (3x) last vs. George Wash. (12/8)
REBOUNDS	4 vs. Morgan State (11/29)
FG MADE	1 (3x) last vs. George Wash. (12/8)
FG ATT.	2 (3x) last vs. George Wash. (12/8)
3 FG MADE	1 (3x) last vs. George Wash. (12/8)
3 FG ATT.	2 (2x) last vs. George Wash. (12/8)
FT MADE	-
FT ATT.	1 vs. Abilene Christian (11/13)
ASSISTS	3 vs. Marist (11/22)
BLOCKS	-
STEALS	3 vs. Providence (11/25)
MINUTES	19 vs. Marist (11/22)

► RAM Miscellaneous Stats

Category	Season	Last Time
Double-Figure Scoring	0	-
20-plus Points	0	-
5-plus Rebounds	0	-
5-plus Assists	0	-
3-plus Steals	1	3 vs. Providence (11/25/13)
Double-Doubles	0	-

► RAM Career Statistics

Season	G-GS	MP-MPG	FG-FGA	PCT.	3FG-FGA	PCT.	FT-FTA	PCT.	OFF	DEF	REB	AVG	PF-DQ	AST	TO	BLK	STL	PTS	AVG
2013-14	14-1	111-7.9	3-12	.250	3-9	.333	0-2	.000	1	11	12	0.9	21-1	9	8	0	10	9	0.6

#12 Conner LIPINSKI

Guard • 5-10 • 155 • Sophomore • 1V • Gambrills, Md. (Annapolis Area Christian)

► 2013-14 Season

- Appeared in NC Central contest (12/31).
- Made season debut against Marist (11/22).

► 2012-13 Season

- Appeared in eight contests.
- Saw his first collegiate action against Morehead State (11/12).
- Scored his first collegiate points by knocking down 4 of 4 free throws in 2 minutes vs. UMES (12/5).
- Made his first career field goal attempt, a 3-pointer, against Monmouth (12/12).

► Notables

- All-time scoring leader (1,263) at Annapolis Area Christian School.
- Also posted career records for assists and steals.
- Averaged 17 points and 5 assists per game as a senior.
- Led Eagles to the semifinals of the MIAA B Conference Championship.
- Brother Evan is a junior who is a student manager for men's basketball team.
- Arrived as a preferred walk-on and later earned a scholarship.
- Majoring in kinesiology.

► LIPINSKI '13-14 Game-By-Game

OPPONENT	MIN	FG-A	3FG-A	FT-A	O-D-R	PF	A	TO	BLK	S	TP
vs. Connecticut		dnp-cd									
ABILENE CHRISTIAN		dnp-cd									
OREGON STATE		dnp-cd									
vs. Marist	2	0-0	0-0	0-0	0-0-0	0	0	0	0	0	0
vs. Northern Iowa		dnp-cd									
vs. Providence		dnp-cd									
MORGAN STATE		dnp-cd									
at Ohio State		dnp-cd									
vs. George Washington		dnp-cd									
at Boston College		dnp-cd									
FLORIDA ATLANTIC		dnp-cd									
BOSTON UNIVERSITY		dnp-cd									
TULSA		dnp-cd									
NC CENTRAL	2	0-0	0-0	0-0	0-0-0	0	0	0	0	0	0
GEORGIA TECH		dnp-cd									
at Pittsburgh		dnp-cd									
at Florida State		dnp-cd									
NOTRE DAME		dnp-cd									
at NC State		dnp-cd									
PITTSBURGH		dnp-cd									
MIAMI											
at Virginia Tech											
at North Carolina											
FLORIDA STATE											
at Virginia											
at Duke											
WAKE FOREST											
SYRACUSE											
at Clemson											
VIRGINIA TECH											
VIRGINIA											
*Starter											

► LIPINSKI Season/Career Highs

	SEASON HIGHS	CAREER HIGHS
POINTS	-	4 vs. UMES(12/5/13)
REBOUNDS	-	0
FG MADE	-	1 vs. Monmouth (12/12/12)
FG ATT.	-	1 vs. Monmouth (12/12/12)
3 FG MADE	-	1 vs. Monmouth (12/12/12)
3 FG ATT.	-	1 vs. Monmouth (12/12/12)
FT MADE	-	4 vs. UMES (12/5/12)
FT ATT.	-	4 vs. UMES (12/5/12)
ASSISTS	-	1 vs. UMES (12/5/12)
BLOCKS	-	0
STEALS	-	0
MINUTES	2 (2x) last vs. NC Central (12/31)	2 (4x) last vs. NC Central (12/31)

► LIPINSKI Miscellaneous Stats

Category	Season	Last Time
Double-Figure Scoring	0	-
20-plus Points	0	-
5-plus Rebounds	0	-
5-plus Assists	0	-
3-plus Steals	0	-
Double-Doubles	0	-

► LIPINSKI Career Statistics

Season	G-GS	MP-MPG	FG-FGA	PCT.	3FG-FGA	PCT.	FT-FTA	PCT.	OFF	DEF	REB	AVG	PF-DQ	AST	TO	BLK	STL	PTS	AVG
2012-13	8-0	12-1.5	1-1	1.000	1-1	1.000	4-6	.667	0	0	0	0.0	1-0	1	2	0	0	7	0.9
2013-14	2-0	4-2.0	0-0	.000	0-0	.000	0-0	.000	0	0	0	0.0	0-0	0	0	0	0	0	0.0
Career	10-0	16-1.6	1-1	1.000	1-1	1.000	4-6	.667	0	0	0	0.0	1-0	1	2	0	0	7	0.7

#15 Spencer BARKS

Forward • 6-9 • 225 • Junior • 2V • Poolesville, Md. (St. Albans HS)

► 2013-14 Season

- Appeared versus NC Central (12/31).
- Made season debut against Marist (11/22).

► 2012-13 Season

- Appeared in nine contests.
- Saw his first action of the season against Morehead State (11/12), making 1 of 2 free throws.
- Saw action vs. UMES (12/5), knocking down two free throws and grabbing one rebound.

► 2011-12 Season

- Made collegiate debut with 2 minutes late in game vs. #15 Alabama (11/17).
- Went 1-for-2 at line vs. Iona (11/20) to hit the boxscore vs. Gaels.
- Had 3-minute stint in first half in BB&T win over Notre Dame (12/4)... Went 0-for-1 from floor.
- Played 2 minutes late in win over Samford (12/31).
- Checked in for defensive purposes late in regulation at Miami (2/1).
- Tied season-high with 3 minutes late in game at #22 Virginia (2/18)... 0-for-1 FG.
- Set or tied career-highs in minutes (4), points (2), FT (2), FTA (2), rebounds (3), blocks (1) in ACC Tournament first-round win over Wake Forest (3/8).

► Notables

- Two-time All-Interstate Athletic Conference selection at St. Albans.
- Averaged 11 points and 10 rebounds as a senior after posting 9 and 6 averages as a junior.
- Earned all-tourney in four events, including the IAC tourney and the Puerto Rico Clasic.
- Also participated in rowing for St. Albans, helping the Bulldogs win two Virginia State Championships.
- Born in Hamburg, Germany.
- Majoring in communications.

► BARKS '13-14 Game-By-Game

OPPONENT	MIN	FG-A	3FG-A	FT-A	O-D-R	PF	A	TO	BLK	S	TP
vs. Connecticut	dnp-cd										
ABILENE CHRISTIAN	dnp-cd										
OREGON STATE	dnp-cd										
vs. Marist	1	0-0	0-0	0-0	0-0-0	0	0	0	0	0	0
vs. Northern Iowa	dnp-cd										
vs. Providence	dnp-cd										
MORGAN STATE	dnp-cd										
at Ohio State	dnp-cd										
vs. George Washington	dnp-cd										
at Boston College	dnp-cd										
FLORIDA ATLANTIC	dnp-cd										
BOSTON UNIVERSITY	dnp-cd										
TULSA	dnp-cd										
NC CENTRAL	2	0-0	0-0	0-0	0-0-0	0	0	0	0	0	0
GEORGIA TECH	dnp-cd										
at Pittsburgh	dnp-cd										
at Florida State	dnp-cd										
NOTRE DAME	dnp-cd										
at NC State	dnp-cd										
PITTSBURGH	dnp-cd										
MIAMI											
at Virginia Tech											
at North Carolina											
FLORIDA STATE											
at Virginia											
at Duke											
WAKE FOREST											
SYRACUSE											
at Clemson											
VIRGINIA TECH											
VIRGINIA											
*Starter											

► BARKS Season/Career Highs

	SEASON HIGHS	CAREER HIGHS
POINTS	-	2 (2x) last vs. UMES (12/5/12)
REBOUNDS	-	3 vs. Wake Forest-ACCT (3/8/12)
FG MADE	-	0
FG ATT.	-	2 vs. Wake Forest-ACCT (3/8/12)
3 FG MADE	-	0
3 FG ATT.	-	0
FT MADE	-	2 (2x) last vs. UMES (12/5/12)
FT ATT.	-	2 (3x) last vs. UMES (12/5/12)
ASSISTS	-	0
BLOCKS	-	1 vs. Wake Forest-ACCT (3/8/12)
STEALS	-	0
MINUTES	2 vs. NC Central (12/31)	4 vs. Wake Forest-ACCT (3/8/12)

► BARKS Miscellaneous Stats

Category	Season	Career	Last Time
Double-Figure Scoring	0	0	-
20-plus Points	0	0	-
5-plus Rebounds	0	0	-
3-plus Blocks	0	0	-
Double-Doubles	0	0	-

► BARKS Career Statistics

Season	G-GS	MP-MPG	FG-FGA	PCT.	3FG-FGA	PCT.	FT-FTA	PCT.	OFF	DEF	REB	AVG	PF-DQ	AST	TO	BLK	STL	PTS	AVG
2011-12	8-0	16-2.0	0-4	.000	0-0	.000	3-4	.750	1	2	3	0.4	0-0	0	1	1	0	3	0.4
2012-13	9-0	15-1.7	0-2	.000	0-0	.000	3-4	.750	1	1	2	0.2	3-0	0	1	0	0	3	0.3
2013-14	1-0	1-1.0	0-0	.000	0-0	.000	0-0	0-0	0	0	0	0.0	0-0	0	0	0	0	0	0.0
Career	18-0	32-1.8	0-6	.000	0-0	.000	6-8	.750	2	3	5	0.3	3-0	0	2	1	0	6	0.4

#23 John AUSLANDER

Forward • 6-7 • 220 • Senior • 2V • Herndon, Va. (Herndon HS / Greensboro College)

► 2013-14 Season

- The lone senior on the Maryland roster.
- Appeared in NC Central contest (12/31).
- Knocked down a pair of free throws vs. Morgan State (11/29).
- Made season debut against Abilene Christian (11/13), totaling four minutes.

► 2012-13 Season

- Appeared in four games.
- Suffered a fractured left tibia in practice the week of Dec. 17 and will miss the rest of the season.
- Saw his first action of the season against Morehead State (11/12).
- Scored three points and grabbed two rebounds in four minutes vs. UMES (12/5).
- Played a season-high seven minutes and had two points vs. Monmouth (12/12).

► 2011-12 Season

- Made his Maryland debut against UNCW (11/13), playing 5 minutes.
- Hit 3-point FG for first Maryland points in Puerto Rico vs. #15 Alabama (11/17)... 10 minutes.
- Hit 2 FTs in 5-minute stretch vs. Iona (11/20).
- Season-highs in minutes (20), points (6), rebounds (1), assists (1) in win vs. FGCU (11/25).
- Had 2 rebounds, assist in 10 minutes off the bench in BB&T win over Notre Dame (12/4).
- Bucket in first half vs. Mount (12/7), also had rebound in 13 minutes off the bench.
- Missed a 3FG late in the game at #22 UVa (2/18) in a reserve role... 4 minutes off the bench.
- Had 4 minutes and went 0-for-2 at FT line at #6 UNC (2/29).
- Had 2 minutes off the bench to start 2nd half vs. #24 UVa (3/4)... Grabbed a defensive board.
- Grabbed 2 rebounds in 2-minute stint vs. #4 UNC in ACC Tournament (3/9).

► Notables

- Sat out the 2010-11 season as a transfer while attending Maryland.
- Transferred from Greensboro College, where he played one season for the Pride, which plays in the NCAA Division III USA South Conference.
- MVP of the basketball team in 2008-09 at West Nottingham Academy.
- Played for head coach Chris Whelan at Herndon HS, graduating in 2008.
- Oldest of four children... Siblings are Chris, Kent and Kevin.
- Dean's List student at Maryland, majoring in mechanical engineering with a minor in mathematics.
- Majoring in environmental science and policy.

► AUSLANDER '13-14 Game-By-Game

OPPONENT	MIN	FG-A	3FG-A	FT-A	O-D-R	PF	A	TO	BLK	S	TP
vs. Connecticut	dnp-cd										
ABILENE CHRISTIAN	4	0-1	0-1	0-0	0-0-0	0	0	0	0	0	0
OREGON STATE	dnp-cd										
vs. Marist	4	0-0	0-0	0-0	0-0-0	0	0	0	0	0	0
vs. Northern Iowa	dnp-cd										
vs. Providence	dnp-cd										
MORGAN STATE	3	0-0	0-0	2-2	0-0-0	0	0	0	0	0	2
at Ohio State	dnp-cd										
vs. George Washington	dnp-cd										
at Boston College	dnp-cd										
FLORIDA ATLANTIC	dnp-cd										
BOSTON UNIVERSITY	dnp-cd										
TULSA	dnp-cd										
NC CENTRAL	2	0-1	0-1	0-0	0-0-0	1	0	0	0	0	0
GEORGIA TECH	dnp-cd										
at Pittsburgh	dnp-cd										
at Florida State	1	0-0	0-0	0-0	0-0-0	0	0	0	0	0	0
NOTRE DAME	dnp-cd										
at NC State	dnp-cd										
PITTSBURGH	dnp-cd										
MIAMI											
at Virginia Tech											
at North Carolina											
FLORIDA STATE											
at Virginia											
at Duke											
WAKE FOREST											
SYRACUSE											
at Clemson											
VIRGINIA TECH											
VIRGINIA											
*Starter											

► AUSLANDER Season/Career Highs

	SEASON HIGHS	CAREER HIGHS
POINTS	2 vs. Morgan State (11/29)	6 vs. Florida Gulf Coast (11/25/11)
REBOUNDS	1 vs. Morgan State (11/29)	2 (3x) last vs. UMES (12/5/12)
FG MADE	-	3 vs. Florida Gulf Coast (11/25/11)
FG ATT.	1 (2x) last vs. NC Central (12/31)	5 vs. Florida Gulf Coast (11/25/11)
3 FG MADE	-	1 vs. Alabama (11/17/11)
3 FG ATT.	1 (2x) last vs. NC Central (12/31)	2 vs. Alabama (11/17/11)
FT MADE	2 vs. Morgan State (11/29)	2 (2x) last vs. Morgan State (11/29/13)
FT ATT.	2 vs. Morgan State (11/29)	2 (5x) last vs. Morgan State (11/29/13)
ASSISTS	-	1 (2x) last vs. Notre Dame(12/4/11)
BLOCKS	-	0
STEALS	-	1 vs. UMES (12/5/12)
MINUTES	4 (2x) last vs. Marist (11/22)	20 vs. Florida Gulf Coast (11/25/11)

► AUSLANDER Miscellaneous Stats

Category	Season	Career	Last Time
Double-Figure Scoring	0	0	-
20-plus Points	0	0	-
5-plus Rebounds	0	0	-
3-plus Assists	0	0	-
Double-Doubles	0	0	-

► AUSLANDER Career Statistics

Season	G-GS	MP-MPG	FG-FGA	PCT.	3FG-FGA	PCT.	FT-FTA	PCT.	OFF	DEF	REB	AVG	PF-DQ	AST	TO	BLK	STL	PTS	AVG
2011-12	14-0	92-6.6	5-13	.385	1-4	.250	3-7	.429	1	7	8	0.6	17-0	2	6	0	0	14	1.0
2012-13	4-0	16-4.0	2-3	.667	0-1	.000	1-2	.500	1	1	2	0.5	2-0	0	2	0	1	5	1.3
2013-14	5-0	14-2.8	0-2	.000	0-2	.000	2-2	1.000	0	1	1	0.2	1-0	0	0	0	0	2	0.4
Career	23-0	122-5.3	7-18	.389	1-7	.143	6-11	.545	2	9	11	0.5	20-0	2	8	0	1	21	0.9

#24 Jacob SUSSKIND

Guard • 6-5 • 190 • Junior • 2V • West Orange, N.J. (Golda Och Academy)

► 2013-14 Season

- Tallied a rebound versus NC Central (12/31).
- Made season debut against Marist (11/22).

► 2012-13 Season

- Appeared in eight games.
- Grabbed two rebounds in his first action of the season vs. Morehead State (11/12).
- Had one rebound and one steal in two minutes vs. Delaware State (12/29).

► 2011-12 Season

- Saw his first action as a collegian with a defensive board vs. Alabama (11/17) in San Juan.
- Played late in the game against Iona (11/20).
- Played final two minutes in win vs. Samford (12/31).
- First ACC action came with 2-minute stint with a defensive rebound at Virginia (2/18).
- Went 0-for-1 from 3-point range in 2-minute stint vs. Wake in ACC First Round (3/8).

► Notables

- Excellent shooter from all over the court.
- First-team all-state prep selection who suffered season-ending knee injury as a senior.
- Fell just short of 1,000 career points despite missing his senior year.
- Listed as a top-50 Player to Watch prior to his final season by the Newark Star-Ledger.
- Averaged 15 points, 9 boards, 7 assists as a junior.
- Averaged 18-9-6 as a sophomore for the Roadrunners.
- Has two younger brothers, Ben and Noah.
- Parents are Shari-Beth and Jeff
- Family has raised more than \$600,000 for ovarian cancer research.
- Earned a 3.5 GPA in high school.
- Major is business accounting.

► SUSSKIND '13-14 Game-By-Game

OPPONENT	MIN	FG-A	3FG-A	FT-A	O-D-R	PF	A	TO	BLK	S	TP
vs. Connecticut	dnp-cd										
ABILENE CHRISTIAN	dnp-cd										
OREGON STATE	dnp-cd										
vs. Marist	2	0-1	0-1	0-0	0-1-1	0	0	0	0	0	0
vs. Northern Iowa	dnp-cd										
vs. Providence	dnp-cd										
MORGAN STATE	2	0-0	0-0	0-0	0-0-0	0	0	0	0	0	0
at Ohio State	dnp-cd										
vs. George Washington	dnp-cd										
at Boston College	dnp-cd										
FLORIDA ATLANTIC	dnp-cd										
BOSTON UNIVERSITY	dnp-cd										
TULSA	dnp-cd										
NC CENTRAL	2	0-0	0-0	0-0	0-1-1	0	0	1	0	0	0
GEORGIA TECH	dnp-cd										
at Pittsburgh	dnp-cd										
at Florida State	dnp-cd										
NOTRE DAME	dnp-cd										
at NC State	dnp-cd										
PITTSBURGH	dnp-cd										
MIAMI											
at Virginia Tech											
at North Carolina											
FLORIDA STATE											
at Virginia											
at Duke											
WAKE FOREST											
SYRACUSE											
at Clemson											
VIRGINIA TECH											
VIRGINIA											
*Starter											

► SUSSKIND Season/Career Highs

	SEASON HIGHS	CAREER HIGHS
POINTS	-	0
REBOUNDS	1 (2x) last vs. NC Central (12/31)	2 vs. Morehead State (11/12/12)
FG MADE	-	0
FG ATT.	1 vs. Marist (11/22)	1 (5x) vs. Marist (11/22/13)
3 FG MADE	-	0
3 FG ATT.	1 vs. Marist (11/22)	1 (2x) last vs. Marist (11/22/13)
FT MADE	-	0
FT ATT.	-	0
ASSISTS	-	0
BLOCKS	-	0
STEALS	-	1 vs. Delaware State (12/29/12)
MINUTES	2 (3x) last vs. NC Central (12/31)	2 (8x) last vs. NC Central (12/31/13)

► SUSSKIND Miscellaneous Stats

Category	Season	Career	Last Time
Double-Figure Scoring	0	0	-
20-plus Points	0	0	-
5-plus Rebounds	0	0	-
3-plus Assists	0	0	-
Double-Doubles	0	0	-

► SUSSKIND Career Statistics

Season	G-GS	MP-MPG	FG-FGA	PCT.	3FG-FGA	PCT.	FT-FTA	PCT.	OFF	DEF	REB	AVG	PF-DQ	AST	TO	BLK	STL	PTS	AVG
2011-12	6-0	11-1.8	0-1	.000	0-1	.000	0-0	.000	0	2	2	0.3	1-0	0	1	0	0	0	0.0
2012-13	8-0	12-1.5	0-4	.000	0-1	.000	0-0	.000	1	4	5	0.6	1-0	0	1	0	1	0	0.0
2013-14	3-0	6-2.0	0-1	.000	0-1	.000	0-0	.000	0	2	2	0.7	0	0	1	0	0	0	0.0
Career	17-0	29-1.7	0-6	.000	0-3	.000	0-0	.000	1	8	9	0.5	2-0	0	3	0	1	0	0.0

#25 Jonathan GRAHAM

Forward • 6-8 • 220 • Junior • TR • Baltimore, Md. (Calvert Hall/Penn State)

► 2013-14 Season

- Led team with five rebounds at Pitt (1/6).
- Made first career start as a Terrapin vs. NC Central (12/31).
- Posted season-high seven rebounds and added three blocks vs. Tulsa (12/29).
- Saw 21 minutes of action at Boston College (12/12), including a big tip-in in the waning minutes.
- Tallied season-highs in points (5), rebounds (5) and blocks (3) with a strong effort off the bench against George Washington (12/8).
- Made Maryland debut against Abilene Christian (11/13), tallying two points and two rebounds.

► 2012-13 Season (Penn State)

- Appeared in 31 games, making eight starts.
- Averaged 1.9 points and 2.7 rebounds in 423 minutes of action (13.6 min/g).
- Fourth on Penn State with 36 offensive rebounds.
- Posted 10 rebounds (six offensive) and four points versus NC State (11/16).
- Totaled season-high seven points and three rebounds against New Hampshire (12/23).
- Had six points and four rebounds at Iowa (1/31).
- Posted six rebounds against Purdue (2/5).

► 2011-12 Season (Penn State)

- Played in 26 games, making 17 consecutive starts to end the season
- Averaged 3.9 points and 3.7 rebounds in 460 minutes of action (17.7 min/g).
- Made collegiate debut against Hartford (11/12).
- Had career-high three blocks against Long Island (11/16).
- Posted eight points and three rebounds versus Indiana (1/8).
- Notched seven points against Illinois (1/19).
- Totaled career-high 10 points versus Iowa (2/16).
- Had best game of season, tallying nine points and 10 rebounds in 35 minutes of action at Wisconsin (2/19).
- Scored 10 points versus Northwestern.

► 2010-11 Season (Penn State)

- Redshirt season.

► Notables

- Strong player around rim and perimeter.
- A two-time all-metro selection at Calvert Hall.
- Finished as Calvert Hall's second all-time leading scorer with 1,670 points.
- Helped lead Calvert Hall to Baltimore Catholic League tournament championship as a senior.
- Logged 17 double-doubles as a senior in high school.
- Son of former Maryland great Ernie Graham (1978-81), who still holds the UM single-game record for points, scoring 44 against NC State in 1978.
- Has an older brother, Ernest Graham, Jr.
- An avid write of poetry, a hobby he started six years ago to help clear his head.
- Major is sociology.
- Enjoys working with elementary and middle school students to help them achieve success in both academics and athletics.

► GRAHAM '13-14 Game-By-Game

OPPONENT	MIN	FG-A	3FG-A	FT-A	O-D-R	PF	A	TO	BLK	S	TP
vs. Connecticut	dnp-cd										
ABILENE CHRISTIAN	7	1-2	0-0	0-0	2-0-2	0	0	1	0	0	2
OREGON STATE	1	0-1	0-0	1-2	0-0-0	2	0	0	0	0	1
vs. Marist	4	1-2	0-0	0-1	0-2-2	0	1	0	0	0	2
vs. Northern Iowa	dnp-cd										
vs. Providence	dnp-cd										
MORGAN STATE	3	1-1	0-0	0-0	0-0-0	1	0	0	0	0	2
at Ohio State	4	1-1	0-0	0-0	1-0-1	1	0	0	0	0	2
vs. George Washington	15	1-2	0-0	3-3	2-3-5	1	0	2	3	0	5
at Boston College	21	1-1	0-0	0-0	2-2-4	3	0	0	1	0	2
FLORIDA ATLANTIC	15	0-1	0-0	0-0	1-1-2	2	0	0	1	0	0
BOSTON UNIVERSITY	15	2-2	0-0	1-2	0-2-2	2	0	1	2	0	5
TULSA	20	1-3	0-0	1-2	4-3-7	2	1	0	3	0	3
NC CENTRAL	*14	3-6	0-0	0-0	1-2-3	1	0	1	0	0	6
GEORGIA TECH	15	0-1	0-0	1-2	0-2-2	2	1	0	0	0	1
at Pittsburgh	12	1-2	0-0	0-0	1-4-5	2	0	0	0	0	2
at Florida State	4	0-1	0-0	0-0	1-0-1	0	0	0	0	0	0
NOTRE DAME	6	0-0	0-0	0-0	0-0-0	0	0	1	0	0	0
at NC State	13	2-3	0-0	0-0	2-2-4	1	0	1	0	0	4
PITTSBURGH	15	1-1	0-0	0-0	0-1-1	3	0	1	0	0	2
MIAMI											
at Virginia Tech											
at North Carolina											
FLORIDA STATE											
at Virginia											
at Duke											
WAKE FOREST											
SYRACUSE											
at Clemson											
VIRGINIA TECH											
VIRGINIA											
*Starter											

► GRAHAM Season/Career Highs

	SEASON HIGHS	CAREER HIGHS
POINTS	6 vs. NC Central (12/31)	10 (2x) last vs. Northwestern (2/25/12)
REBOUNDS	7 vs. Tulsa (12/29)	10 (2x) last vs. NC State (11/16/12)
FG MADE	3 vs. NC Central (12/31)	5 vs. Northwestern (2/25/12)
FG ATT.	6 vs. NC Central (12/31)	9 at Wisconsin (2/19/12)
3 FG MADE	-	0
3 FG ATT.	-	0
FT MADE	3 vs. George Washington (12/8)	4 vs. Iowa (2/16/12)
FT ATT.	3 vs. George Washington (12/8)	4 (2x) last vs. Iowa (2/16/12)
ASSISTS	1 (2x) last vs. Tulsa (12/29)	1 (13x) last vs. Marist (11/22/13)
BLOCKS	3 (2x) last vs. Tulsa (12/29)	3 (4x) last vs. Tulsa (12/29)
STEALS	-	2 (2x) last vs. Wisconsin (1/31/12)
MINUTES	21 at Boston College (12/12)	35 at Wisconsin (2/19/12)

► GRAHAM Miscellaneous Stats

Category	Season	Career	Last Time
Double-Figure Scoring	0	2	10 vs. Northwestern (2/25/12)
10-plus Rebounds	0	1	10 vs. NC State (11/16/12)
5-plus Rebounds	3	8	5 at Pitt (1/6/14)
5-plus Assists	0	0	-
3-plus Steals	0	0	-

► GRAHAM Career Statistics

Season	G-GS	MP-MPG	FG-FGA	PCT.	3FG-FGA	PCT.	FT-FTA	PCT.	OFF	DEF	REB	AVG	PF-DQ	AST	TO	BLK	STL	PTS	AVG
2011-12 (PSU)	26-17	560-17.7	44-97	.454	0-0	.000	13-33	.394	44	51	95	3.7	63-1	6	29	19	10	101	3.9
2012-13 (PSU)	31-8	423-13.6	22-65	.338	0-0	.000	16-24	.667	36	49	85	2.7	70-2	6	16	25	3	60	1.9
2013-14	17-1	184-10.8	16-30	.533	0-0	.000	6-10	.600	17	24	41	2.4	21-0	3	8	10	0	38	2.2
Career	74-26	1167-15.8	82-192	.427	0-0	.000	35-66	.530	96	125	218	2.9	154-3	15	53	55	13	199	2.7

#32 Dez WELLS

Guard / Forward • 6-5 • 215 • Junior • 1V • Raleigh, N.C. (Hargrave Military / Xavier)

► 2013-14 Season

- Leads team in points (14.6/g), second in blocks (18) and assists (38).
- Scored double-figures in 15 of last 16 games.
- Notched 19 points and career-high four steals vs. #20 Pitt (1/25).
- Posted all 17 points in the second half with career-high 11 free throws vs. Notre Dame (1/15).
- Hit season-high nine free throws and scored 15 points at Florida State (1/12).
- Recorded second career double-double with 18 points and 10 rebounds vs. Tulsa (12/29).
- Blocked a career-high five shots and added 18 points and nine rebounds vs. Boston Univ. (12/21).
- Had a career night with 33 points, including 22 in the second half, at Boston College (12/12).
- Tallied 19 points, including 17 in the second half, at #5 Ohio State (12/4).
- Named Paradise Jam MVP, averaging 12.7 ppg, 4.7 rebs and 3.0 assists in three games.
- Scored 13 points in Paradise Jam finals vs. Providence (11/25).
- Had 16 points on 7-of-13 shooting in Paradise Jam semifinals versus Northern Iowa (11/24).
- Notched 23 points and went 8-for-8 at the charity stripe versus Oregon State (11/17).
- Posted 13 points in 37 minutes in season debut against #19 UConn (11/8).

► 2012-13 Season

- Named to the ACC ALL-TOURNAMENT FIRST TEAM on March 17.
- Appeared in 38 games, making 37 starts
- Led the team in scoring (13.1 ppg), ranks 3rd in rebounding (4.9 rpg) and 2nd in assists (3.0 apg).
- Averaged 17.8 ppg on .558 (67-120) shooting between Feb. 27 - March 26.
- Led the team with six 20-point games this season and scored in double figures 24 times.
- Ranked 10th in the ACC in assists (3.0), 17th in scoring (13.2), 21st in rebounds (4.9).
- Had a team-high 60 assists (3.3 pg) in ACC play.
- Third on the team with 20 blocks and third with 34 steals.
- Established a new career high with 25 points vs. George Mason (12/2). Also became the first ACC player to make 11 field goals in a game this season (11 of 17 shooting).
- Scored a game-high 18 points on 7-of-11 shooting at Miami (1/13).
- Had a team-high 21 points on 8-of-11 shooting at North Carolina (1/19).
- Recorded a career-high 8 assists vs. Boston College (1/22) while seeing significant minutes at point guard. Had 7 assists and no turnovers in the second half.
- Had 8 rebounds, while adding 13 points at Duke (1/26).
- Scored 13 of his team-high 19 points in the second half at Florida State (1/30).
- Led the team with 15 points on 6-of-10 shooting at Georgia Tech (2/27).
- Scored 23 points on 11-of-12 shooting and added five rebounds at Wake Forest (3/2).
- Had a team-high 18 points along with six rebounds, three steals, two blocks and two assists vs. North Carolina (3/6).
- Recorded his first double-double of the season with 12 points and a career-high 12 rebounds at Virginia (3/10). Also set career marks with 40 minutes and 18 field goal attempts.
- Averaged 22.0 points per game and 6.3 rebounds per game in three ACC Tournament games to earn first team All-Tournament honors.
- Scored a career-high 30 points on 9-of-13 shooting from the field and 10-of-10 free throws to lift Maryland to a quarterfinal win over Duke.
- Had a team-high 19 points, including nine in a 23-4 run that helped Maryland comeback for a 62-52 win over Denver in the NIT quarterfinals (3/21).

► 2011-12 Season (Xavier)

- Selected to the 2012 Atlantic 10 ALL-ROOKIE TEAM by the A-10 coaches and named 2012 Sporting News A-10 FRESHMAN OF THE YEAR.
- Earned Atlantic 10 ROOKIE OF THE WEEK honors after averaging 12.5 ppg in XU's games at UMass on 2/21 and vs. Richmond on 2/25, including a career-high tying 19 at UMass.
- Fourth on the team in scoring at 9.8 ppg and third in rebounding at 4.9 rpg.
- Recorded two double-doubles: 14 points and a career-high 11 rebounds in the win over Notre Dame on 3/16, and 13 points and 10 rebounds at Saint Louis on 2/28.
- Started all 32 games that he played as a freshman.

► Notables

- Team recorded a 28-1 overall record during his lone season at Hargrave Military Academy.
- A two-time state champion at Word of God Christian Academy.
- Averaged 19.8 points, 7 rebounds and 4 steals as a senior while leading his team to a 28-1 record
- Teammates at Word of God included John Wall (Washington Wizards), C.J. Leslie (N.C. State), Bishop Daniels (Miami), Elijah Johnson (Kansas) and Emanuel Chapman (North Carolina Central).
- His mother, Pamela Wells, was an All-American basketball player at St. Augustine's College in Raleigh, N.C.
- Major is American Studies.

► WELLS '13-14 Game-By-Game

OPPONENT	MIN	FG-A	3FG-A	FT-A	O-D-R	PF	A	TO	BLK	S	TP
vs. Connecticut	*37	3-10	0-1	7-8	3-4-7	0	6	6	0	1	13
ABILENE CHRISTIAN	*19	2-3	0-1	0-0	1-3-4	0	3	1	1	1	4
OREGON STATE	*31	7-16	1-4	8-8	4-1-5	4	0	3	0	1	23
vs. Marist	*21	2-8	1-1	4-4	1-2-3	3	2	4	1	1	9
vs. Northern Iowa	*38	7-13	0-1	2-6	1-5-6	2	6	1	0	2	16
vs. Providence	*26	5-11	0-0	3-4	0-5-5	3	1	1	1	1	13
MORGAN STATE	*29	5-10	2-2	0-0	3-2-5	1	4	4	1	1	12
at Ohio State	*31	8-17	0-2	3-3	2-1-3	1	1	2	0	0	19
vs. George Washington	*23	7-14	0-1	2-4	0-3-3	5	0	1	1	2	16
at Boston College	*35	12-18	1-3	8-11	0-5-5	2	0	2	0	0	33
FLORIDA ATLANTIC	*32	3-10	1-3	3-4	1-5-6	1	2	0	2	0	10
BOSTON UNIVERSITY	*36	5-10	1-2	7-9	3-6-9	2	0	6	5	1	18
TULSA	*33	7-10	1-2	3-5	2-8-10	1	0	3	2	0	18
NC CENTRAL	*25	4-8	2-3	0-0	1-4-5	3	2	3	2	0	10
GEORGIA TECH	*29	3-8	0-1	5-5	0-3-3	2	2	1	0	0	11
at Pittsburgh	*30	2-6	0-0	1-2	0-3-3	2	2	4	0	1	5
at Florida State	*31	3-4	0-0	9-10	1-2-3	2	2	3	0	0	15
NOTRE DAME	*32	3-10	0-2	11-13	1-3-4	0	3	1	1	3	17
at NC State	*29	2-11	1-3	5-6	1-1-2	5	1	3	0	0	10
PITTSBURGH	*32	6-11	0-1	7-9	0-1-1	1	1	3	1	4	19
MIAMI											
at Virginia Tech											
at North Carolina											
FLORIDA STATE											
at Virginia											
at Duke											
WAKE FOREST											
SYRACUSE											
at Clemson											
VIRGINIA TECH											
VIRGINIA											
*Starter											

► WELLS Season/Career Highs

	SEASON HIGHS	CAREER HIGHS
POINTS	33 at Boston College (12/12)	33 at Boston College (12/12/13)
REBOUNDS	10 vs. Tulsa (12/29)	11 vs. Notre Dame-NCAA (3/16/12)
FG MADE	12 at Boston College (12/12)	12 at Boston College (12/12/13)
FG ATT.	18 at Boston College (12/12)	18 (2x) last at Boston College (12/12/13)
3 FG MADE	2 (2x) last vs. NC Central (12/31)	4 at Massachusetts (2/21/12)
3 FG ATT.	4 vs. Oregon State (11/17)	5 at Massachusetts (2/21/12)
FT MADE	11 vs. Notre Dame (1/15)	11 vs. Notre Dame (1/15/14)
FT ATT.	13 vs. Notre Dame (1/15)	13 vs. Notre Dame (1/15/14)
ASSISTS	6 (2x) last vs. Northern Iowa (11/24)	8 vs. Boston College (2/19/13)
BLOCKS	5 vs. BU (12/21)	5 vs. BU (12/21/13)
STEALS	4 vs. Pitt (1/25)	4 vs. Pitt (1/25/14)
MINUTES	38 vs. Northern Iowa (11/24)	40 at Virginia (3/10/13)

► WELLS Miscellaneous Stats

Category	Season	Career	Last Time
Double-Figure Scoring	17	40	19 vs. Pitt (1/25/14)
20-plus Points	2	8	33 at Boston College (12/12/13)
30-plus Points	1	2	33 at Boston College (12/12/13)
Double-Figure Rebounds	1	2	10 vs. Tulsa (12/29/13)
5-plus Rebounds	10	32	9 vs. NC Central (12/31/13)
5-plus Assists	2	8	6 vs. Northern Iowa (11/24/13)
3-plus Steals	2	3	4 vs. Pitt (1/25/14)
Double-Doubles	1	2	18 pts, 10 rebs vs. Tulsa (12/29/13)

► WELLS Career Statistics

Season	G-GS	MP-MPG	FG-FGA	PCT.	3FG-FGA	PCT.	FT-FTA	PCT.	OFF	DEF	REB	AVG	PF-DQ	AST	TO	BLK	STL	PTS	AVG
2011-12 (Xav)	32-32	836-26.1	120-238	.504	20-53	.377	52-77	.675	37	120	157	4.9	62-1	35	42	8	23	312	9.8
2012-13	38-37	1087-28.6	191-363	.526	23-69	.333	93-132	.705	33	153	186	4.9	81-3	113	108	20	34	498	13.1
2013-14	20-20	599-30.0	96-208	.462	11-33	.333	88-111	.793	25	67	92	4.6	40-2	38	52	18	19	291	14.6
Career	90-89	2522-28.0	407-809	.503	54-155	.348	233-320	.728	95	340	435	4.8	183-4	186	202	46	76	1101	12.2

#33 A.J. METZ

Forward • 6-5 • 185 • Freshman • HS • Leesburg, Va. (Bullis School)

► 2013-14 Season

- Has not seen game action.

► Notables

- Graduated from the Bullis School in Potomac, Md.
- Lettered in basketball and guided his team to consecutive IAC conference championships during his junior and senior seasons.
- Was a pitcher on his high school baseball team.
- Full name is Andrew James Metz.
- Parents are Julie and Steve Metz.
- Has one older brother, J.T.
- Upon graduation would like to attend medical school and become an orthopedic surgeon.
- Hobbies include golf, football, rock climbing and mountain biking.
- Became an Eagle Scout in just three years at the age of 15 during his sophomore year of high school.
- Favorite athletes are Michael Jordan and Tiger Woods.
- Role model is his father, Steve Metz.
- Major is kinesiology.

► METZ '13-14 Game-By-Game

OPPONENT	MIN	FG-A	3FG-A	FT-A	O-D-R	PF	A	TO	BLK	S	TP
vs. Connecticut	dnp-cd										
ABILENE CHRISTIAN	dnp-cd										
OREGON STATE	dnp-cd										
vs. Marist	dnp-cd										
vs. Northern Iowa	dnp-cd										
vs. Providence	dnp-cd										
MORGAN STATE	dnp-cd										
at Ohio State	dnp-cd										
vs. George Washington	dnp-cd										
at Boston College	dnp-cd										
FLORIDA ATLANTIC	dnp-cd										
BOSTON UNIVERSITY	dnp-cd										
TULSA	dnp-cd										
NC CENTRAL	dnp-cd										
GEORGIA TECH	dnp-cd										
at Pittsburgh	dnp-cd										
at Florida State	dnp-cd										
NOTRE DAME	dnp-cd										
at NC State	dnp-cd										
PITTSBURGH	dnp-cd										
MIAMI											
at Virginia Tech											
at North Carolina											
FLORIDA STATE											
at Virginia											
at Duke											
WAKE FOREST											
SYRACUSE											
at Clemson											
VIRGINIA TECH											
VIRGINIA											
*Starter											

► METZ Season/Career Highs

	SEASON/CAREER HIGHS
POINTS	-
REBOUNDS	-
FG MADE	-
FG ATT.	-
3 FG MADE	-
3 FG ATT.	-
FT MADE	-
FT ATT.	-
ASSISTS	-
BLOCKS	-
STEALS	-
MINUTES	-

► METZ Miscellaneous Stats

Category	Season	Last Time
Double-Figure Scoring		
20-plus Points		
Double-Figure Rebounds		
5-plus Rebounds		
3-plus Blocks		
Double-Doubles		

► METZ Career Statistics

Season	G-GS	MP-MPG	FG-FGA	PCT.	3FG-FGA	PCT.	FT-FTA	PCT.	OFF	DEF	REB	AVG	PF-DQ	AST	TO	BLK	STL	PTS	AVG
2013-14	-	-	-	-	-	-	-	-	-	-	-	-	-	-	-	-	-	-	-

#35 Damonte DODD

Forward • 6-9 • 240 • Freshman • HS • Centreville, Md. (Queen Anne's County/Massanutten Mil. Acad.)

► 2013-14 Season

- Posted a career-high six points (all in first half) and added four rebounds at NC State (1/20).
- Made first career start against Tulsa (12/29), notching a career-high 15 minutes.
- Grabbed career-high five rebounds at #5 Ohio State (12/4).
- Made first career field goal vs. Morgan State (11/29).
- Scored first collegiate point against Oregon State (11/17).
- Posted season-high three blocks versus Abilene Christian (11/13).
- Made collegiate debut in first half against #19 UConn (11/8).

► Notables

- A three-star prospect and the 12th-ranked center nationally by 247sports.com.
- A four-star prospect, the No. 99-ranked player overall and the No. 13 center by Scout.com.
- Ranked as the best shot blocker to sign in the ACC by Scout.com.
- Attended Massanutten Military Academy last season.
- Averaged 24 points, 16 rebounds and seven blocks as a senior (2011-12) at Queen Anne's County High.
- Tallied 41 points, 21 rebounds and seven blocks in an overtime victory over Kent County during his senior year.
- Played AAU for the DC Assault under former Washington Wizards head coach Eddie Jordan.
- Parents are Angela and Michael Anderson.
- Has played drums since the age of 12...started playing drums at his church in Centreville, Md.
- His family was in a gospel group called the Newtones, which included his grandfather, Shaq Moore, his dad, Michael Anderson, and his uncle, Clyde Moore.

► DODD '13-14 Game-By-Game

OPPONENT	MIN	FG-A	3FG-A	FT-A	O-D-R	PF	A	TO	BLK	S	TP
vs. Connecticut	1	0-0	0-0	0-0	0-0-0	0	0	0	0	0	0
ABILENE CHRISTIAN	11	0-1	0-0	0-0	1-0-1	1	0	1	3	0	0
OREGON STATE	3	0-1	0-0	1-2	0-0-0	2	0	0	0	0	1
vs. Marist	12	0-1	0-0	0-0	1-1-2	3	0	2	0	1	0
vs. Northern Iowa	dnp-cd										
vs. Providence	dnp-cd										
MORGAN STATE	13	1-2	0-0	0-2	0-1-1	1	1	0	1	0	2
at Ohio State	8	0-2	0-0	0-2	3-2-5	2	0	0	0	0	0
vs. George Washington	3	0-1	0-0	0-0	1-0-1	1	0	0	0	0	0
at Boston College	dnp-cd										
FLORIDA ATLANTIC	dnp-cd										
BOSTON UNIVERSITY	2	0-0	0-0	0-2	1-0-1	0	0	0	0	0	0
TULSA	*15	1-2	0-0	0-0	1-1-2	2	0	1	0	0	2
NC CENTRAL	9	0-1	0-0	0-0	0-1-1	1	0	0	0	0	0
GEORGIA TECH	dnp-cd										
at Pittsburgh	3	0-0	0-0	0-0	0-0-0	1	0	0	1	0	0
at Florida State	8	0-0	0-0	1-2	1-1-2	1	0	0	0	1	1
NOTRE DAME	dnp-cd										
at NC State	14	3-3	0-0	0-0	2-2-4	1	0	1	1	0	6
PITTSBURGH	3	0-0	0-0	0-0	0-0-0	1	0	1	0	0	0
MIAMI											
at Virginia Tech											
at North Carolina											
FLORIDA STATE											
at Virginia											
at Duke											
WAKE FOREST											
SYRACUSE											
at Clemson											
VIRGINIA TECH											
VIRGINIA											
*Starter											

► DODD Season/Career Highs

	SEASON/CAREER HIGHS
POINTS	6 at NC State (1/20)
REBOUNDS	5 at Ohio State (12/4)
FG MADE	3 at NC State (1/20)
FG ATT.	3 at NC State (1/20)
3 FG MADE	0
3 FG ATT.	0
FT MADE	1 (2x) last at Florida State (1/12)
FT ATT.	2 (4x) last at Florida State (1/12)
ASSISTS	0
BLOCKS	3 vs. Abilene Christain (11/13)
STEALS	1 (2x) last at Florida State (1/12)
MINUTES	15 vs. Tulsa (12/29)

► DODD Miscellaneous Stats

Category	Season	Last Time
Double-Figure Scoring	-	-
20-plus Points	-	-
Double-Figure Rebounds	-	-
5-plus Rebounds	1	5 at Ohio State (12/4/13)
3-plus Blocks	1	3 vs. Abilene Christain (11/13)
Double-Doubles	-	-

► DODD Career Statistics

Season	G-GS	MP-MPG	FG-FGA	PCT.	3FG-FGA	PCT.	FT-FTA	PCT.	OFF	DEF	REB	AVG	PF-DQ	AST	TO	BLK	STL	PTS	AVG
2013-14	14-1	105-7.5	5-14	.357	0-0	.000	2-10	.200	11	9	20	1.4	17-0	0	6	6	2	12	0.9

#44 Shaquille CLEARE

Center • 6-9 • 265 • Sophomore • 1V • Andros, Bahamas (The Village School)

► 2013-14 Season

- Started 18-of-20 games.
- Dished career-high three assists in addition to collecting four rebounds vs. #20 Pitt (1/25).
- Reprised starting role against Georgia Tech (1/4), igniting the Terps with the first bucket of the game.
- Matched career-high with 5 made field goals, totaling 10 points and five rebounds vs. FAU (12/14).
- Played season-high 23 minutes in Paradise Jam semifinals versus Northern Iowa (11/24).
- Had season-high eight points against Marist (11/22).

► 2012-13 Season

- Appeared in 37 games, making eight starts.
- Averaged 5.5 points and 2.7 rebounds.
- Recorded at least 5 rebounds in 11 games.
- Had three blocks vs. Morehead State (11/12).
- Scored in double figures for the first time with 10 points vs. Georgia Southern (11/24).
- Made his first career start vs. UMES (12/5) and had a season-high 12 points.
- Grabbed a season-high eight rebounds in 16 minutes vs. South Carolina State (12/8).
- Made his first career ACC start vs. NC State (1/16) and had 8 points on 4-of-7 shooting.
- Knocked down all three of his shots in 11 minutes of action vs. Virginia (2/10).
- Started vs. Duke (2/16) and had five points while helping limit Mason Plumlee to a season-low four points.
- Reached double figures for the first time in ACC play with 10 points vs. Clemson, matching a season high with five made field goals.
- Had two key field goals to spark an 18-6 run late in the second half of Maryland's ACC Tournament semifinal win over Duke (3/15).

► Notables

- Four-star prospect who graded at 96 and was 30th-best player in class nationally by ESPN.
- Rated 8th-best center nationally by ESPN.com.
- Four-star recruit and No.3 player in city of Houston by Rivals.
- Averaged 26.5 points, 10 rebounds, 3 blocks, 2 assists per game as senior at The Village School in Houston.
- Began playing basketball at age 15.
- Father figure and guardian in U.S. was Village School coach Donald Harvey.
- Has played drums since the age of 10.
- Was a member of the high school band as a freshman.

► CLEARE '13-14 Game-By-Game

OPPONENT	MIN	FG-A	3FG-A	FT-A	O-D-R	PF	A	TO	BLK	S	TP
vs. Connecticut	*19	1-4	0-0	2-2	1-0-1	2	0	0	0	0	2
ABILENE CHRISTIAN	*13	0-0	0-0	1-2	0-2-2	2	0	3	2	1	1
OREGON STATE	*20	1-2	0-0	0-0	0-3-3	3	0	3	1	1	2
vs. Marist	*19	4-4	0-0	0-3	2-3-5	2	2	1	0	1	8
vs. Northern Iowa	*23	0-0	0-0	0-0	1-1-2	4	0	1	2	0	0
vs. Providence	*18	2-7	0-0	3-4	2-2-4	3	0	0	0	0	7
MORGAN STATE	*16	2-2	0-0	0-2	1-0-1	4	1	1	0	0	4
at Ohio State	*16	1-2	0-0	0-0	0-0-0	4	0	0	0	1	2
vs. George Washington	*11	1-1	0-0	1-2	2-1-3	2	0	1	0	0	3
at Boston College	*12	1-1	0-0	2-2	1-3-4	4	0	2	0	0	4
FLORIDA ATLANTIC	*20	5-7	0-0	0-0	5-0-5	1	0	0	2	0	10
BOSTON UNIVERSITY	*12	2-2	0-0	0-0	0-3-3	3	0	1	0	0	4
TULSA	5	0-0	0-0	0-0	0-1-1	0	0	0	0	0	0
NC CENTRAL	8	1-2	0-0	0-0	0-0-0	1	0	0	2	0	2
GEORGIA TECH	*19	3-5	0-0	2-3	1-1-2	1	1	0	0	0	8
at Pittsburgh	*14	2-3	0-0	0-0	2-2-4	4	1	1	2	1	3
at Florida State	*13	0-2	0-0	1-2	1-1-2	3	0	2	0	1	1
NOTRE DAME	*23	3-5	0-0	1-1	1-1-2	3	0	0	1	1	7
at NC State	*6	1-3	0-0	0-0	1-0-1	0	0	1	1	1	2
PITTSBURGH	*19	1-2	0-0	0-0	0-4-4	4	3	2	0	0	2
MIAMI											
at Virginia Tech											
at North Carolina											
FLORIDA STATE											
at Virginia											
at Duke											
WAKE FOREST											
SYRACUSE											
at Clemson											
VIRGINIA TECH											
VIRGINIA											
*Starter											

► CLEARE Season/Career Highs

	SEASON HIGHS	CAREER HIGHS
POINTS	10 vs. FAU (12/24)	12 vs. UMES (12/5/12)
REBOUNDS	5 (2x) last vs. FAU (12/24)	8 vs. South Carolina State (12/8/12)
FG MADE	5 vs. FAU (12/24)	5 (4x) last vs. FAU (12/24)
FG ATT.	7 (2x) last vs. FAU (12/24)	9 (2x) vs. Clemson (2/23/13)
3 FG MADE	0	0
3 FG ATT.	0	0
FT MADE	3 vs. Providence (11/25)	6 vs. Morehead State (11/12/12)
FT ATT.	4 vs. Providence (11/25)	8 vs. Morehead State (11/12/12)
ASSISTS	3 vs. Pitt (1/25)	3 vs. Pitt (1/25/14)
BLOCKS	2 (4x) last vs. NC Central (12/31)	3 vs. LIU Brooklyn (11/16/12)
STEALS	1 (6x) last at NC State (1/20)	1 (8x) last at NC State (1/20/13)
MINUTES	23 (2x) last vs. Notre Dame (1/15)	24 vs. NC State (1/16/13)

► CLEARE Miscellaneous Stats

Category	Season	Career	Last Time
Double-Figure Scoring	1	4	10 vs. FAU (12/24/13)
20-plus Points	0	0	-
Double-Figure Rebounds	0	0	-
5-plus Rebounds	2	13	5 vs. FAU (12/24/13)
3-plus Blocks	0	1	3 vs. LIU Brooklyn (11/16/12)
Double-Doubles	0	0	-

► CLEARE Career Statistics

Season	G-GS	MP-MPG	FG-FGA	PCT.	3FG-FGA	PCT.	FT-FTA	PCT.	OFF	DEF	REB	AVG	PF-DQ	AST	TO	BLK	STL	PTS	AVG
2012-13	37-8	445-12.0	58-100	.580	0-0	.000	22-37	.595	35	65	100	2.7	68-0	3	22	10	3	138	3.7
2013-14	20-18	306-15.3	31-54	.574	0-0	.000	13-23	.565	21	28	49	2.5	48-0	7	18	11	6	75	3.8
Career	57-26	751-13.2	89-154	.578	0-0	.000	35-60	.583	56	93	149	2.6	116-0	10	40	21	9	213	3.7

TheLAST TIME...

► Scoring

A Player Scored 40 Points: Greivis Vasquez (41) at Virginia Tech, 2/27/2010.
A Player Scored 35 Points: Greivis Vasquez (41) at Virginia Tech, 2/27/2010.
A Player Scored 30 Points: *Dez Wells (33) at Boston College, 12/12/2013*
A Player Scored At Least 30 Points in Back-to-Back Games: Nik Caner-Medley, 33 at Georgia Tech, 1/25/2006 and 30 at Temple, 1/28/2006.
Two Players Scored 30 points in the Same Game: Never
Two Players Scored 20 points in the Same Game: Seth Allen (21) and Jake Layman (20) vs. Virginia Tech, 1/5/2013.
Same Two Players Scored 20 points in Back-to-Back Games: Lonny Baxter (32) and Juan Dixon (26) vs. Norfolk State, 3/23/2000; Lonny Baxter (21) and Juan Dixon (24) vs. Chicago State, 3/27/2000.
Three Players Scored 20 Points in the Same Game: Juan Dixon (23), Chris Wilcox (21), Lonny Baxter (20) vs. Virginia, 3/3/2002.
Five Players Scored in Double Figures in a Game: *Dez Wells (18), Seth Allen (15), Evan Smotrycz (13), Nick Faust (13), Jake Layman (12) vs. Tulsa 12/29/2013.*
Six Players Scored in Double Figures in a Game: Sean Mosley (20), Terrell Stoglin (15), Dino Gregory (14), Haukur Palsson (13), Pe'Shon Howard (11), Adrian Bowie (10) vs. Longwood, 2/9/2011.
Seven Players Scored in Double Figures in a Game: Joe Smith (25), Johnny Rhodes (19), Sarunas Jasikevicius (18), Exree Hipp (16), Wayne Bristol (12), Keith Booth (11), Mario Lucas (10), Duane Simpkins (10) vs. Towson State, 12/23/1995.
Eight Players Scored in Double Figures in a Game: Joe Smith (25), Johnny Rhodes (19), Sarunas Jasikevicius (18), Exree Hipp (16), Wayne Bristol (12), Keith Booth (11), Mario Lucas (10), Duane Simpkins (10) vs. Towson State, 12/23/1995.

► Rebounds

A Player Had 15 Rebounds: *Charles Mitchell (18) at NC State, 1/20/14.*
A Player Had 16 Rebounds: *Charles Mitchell (18) at NC State, 1/20/14.*
A Player Had 17 Rebounds: *Charles Mitchell (18) at NC State, 1/20/14.*
A Player Had 20 Rebounds: Joe Smith (21) vs. Texas, 3/18/1995.
A Player Had 25 Rebounds: Len Elmore (26) at Wake Forest, 2/27/1974.
Two Players Had Double-Figure Rebounds in the Same Game: *Evan Smotrycz (12), Charles Mitchell (10) vs. Morgan State, 11/29/2013.*
Three Players Had Double-Figure Rebounds in the Same Game: Laron Profit (12), Keith Booth (11), Obinna Ekezie (10) vs. Chicago State, 12/2/1996.

► Double-Doubles/Triple-Doubles

A Player Had a Double/Double in Points and Rebounds: *Dez Wells (18 points, 10 rebounds) vs. Tulsa, 12/29/2013.*
A Player Had a Double/Double in Points and Assists: Eric Hayes (12 points, 10 assists) at Virginia Tech, 2/27/2010.
Two Players Had Double/Doubles in Points and Rebounds in the Same Game: Jordan Williams (15 points, 13 rebounds) and Dino Gregory (10 points, 10 rebounds) vs. Illinois, 11/19/2010.
Three Players Had Double/Doubles in the Same Game: Lonny Baxter (15 pts, 10 rebs), Terence Morris (13 pts, 12 rebs) and Steve Blake (11 pts, 11 asts) at Duke, 2/27/2001
A Player Had Back-to-Back Double/Doubles: *Evan Smotrycz, 13&11 vs. Providence; 19&12 vs. Morgan State, 11/25&29/2013.*
A Player Had Three Double/Doubles in a Row: Jordan Williams (3), 11&11 vs. Florida State, 16&19 at North Carolina 11&12 at Miami, 2/23 - 3/2/2011.
A Player Had Four Double/Doubles in a Row: Jordan Williams (13), 24&13 vs. Elon, 15&11 at Penn State, 17&11 vs. Temple, 23&13 vs. UNC Greensboro, 27&13 vs. Boston College, 14&12 vs. NJIT, 17&11 vs. North Florida, 12&11 vs. Colgate, 23&13 at Duke, 13&15 at Wake Forest, 25&14 at Villanova, 11&11 vs. Virginia Tech, 16&11 vs. Clemson, 11/26/10 - 1/22/11.
A Player Had Five Double/Doubles in a Row: Jordan Williams (13), 24&13 vs. Elon, 15&11 at Penn State, 17&11 vs. Temple, 23&13 vs. UNC Greensboro, 27&13 vs. Boston College, 14&12 vs. NJIT, 17&11 vs. North Florida, 12&11 vs. Colgate, 23&13 at Duke, 13&15 at Wake Forest, 25&14 at Villanova, 11&11 vs. Virginia Tech, 16&11 vs. Clemson, 11/26/10 - 1/22/11.
A Player Had Six Double/Doubles in a Row: Jordan Williams (13), 24&13 vs. Elon, 15&11 at Penn State, 17&11 vs. Temple, 23&13 vs. UNC Greensboro, 27&13 vs. Boston College, 14&12 vs. NJIT, 17&11 vs. North Florida, 12&11 vs. Colgate, 23&13 at Duke, 13&15 at Wake Forest, 25&14 at Villanova, 11&11 vs. Virginia Tech, 16&11 vs. Clemson, 11/26/10 - 1/22/11.
A Player Had Seven Double/Doubles in a Row: Jordan Williams (13), 24&13 vs. Elon, 15&11 at Penn State, 17&11 vs. Temple, 23&13 vs. UNC Greensboro, 27&13 vs. Boston College, 14&12 vs. NJIT, 17&11 vs. North Florida, 12&11 vs. Colgate, 23&13 at Duke, 13&15 at Wake Forest, 25&14 at Villanova, 11&11 vs. Virginia Tech, 16&11 vs. Clemson, 11/26/10 - 1/22/11.
A Player Had a Triple/Double: Greivis Vasquez (35 points, 11 rebounds, 10 assists) vs. North Carolina, 2/21/2009; Derrick Lewis vs. Md.-Baltimore County (32 points, 10 rebounds, 10 blocked shots), 2/17/1987; Derrick Lewis vs. James Madison (29 points, 23 rebounds, 12 blocked shots), 1/28/1987. [Only triple-doubles in Maryland history.]

► Assists

A Player Had 10 Assists in a Game: Pe'Shon Howard (13) vs. LIU Brooklyn, 11/16/2012.
A Player Had 11 Assists in a Game: Pe'Shon Howard (13) vs. LIU Brooklyn, 11/16/2012.
A Player Had 12 Assists in a Game: Pe'Shon Howard (13) vs. LIU Brooklyn, 11/16/2012.
A Player Had 13 Assists in a Game: Pe'Shon Howard (13) vs. LIU Brooklyn, 11/16/2012.
A Player Had 14 Assists in a Game: Greivis Vasquez (15) vs. NC State, 2/9/2008.
A Player Had 15 Assists in a Game: Greivis Vasquez (15) vs. NC State, 2/9/2008.

► Blocks

A Player Had 5 Blocks in a Game: *Dez Wells (5) vs. Boston University, 12/21/2013.*
A Player Had 6 Blocks in a Game: Alex Len (6) vs. Iowa, 4/2/2013.
A Player Had 7 Blocks in a Game: Ekene Ibekwe (8) vs. Mt. St. Mary's, 12/28/2006.
A Player Had 8 Blocks in a Game: Ekene Ibekwe (8) vs. Mt. St. Mary's, 12/28/2006.
A Player Had 10 Blocks in a Game: Derrick Lewis (10) vs. UMES, 2/27/1987.
A Player Had 12 Blocks in a Game: Cedric Lewis (12) vs. South Florida, 1/20/1991.

► Steals

A Player Had 5 Steals in a Game: Seth Allen (5) vs. Virginia, 2/10/2013.
A Player Had 6 Steals in a Game: D.J. Strawberry (6) vs. Notre Dame-BB&T Classic, 12/3/2006.
A Player Had 7 Steals in a Game: Chris McCray (7) vs. Wagner, 1/4/2003.
A Player Had 8 Steals in a Game: Juan Dixon (8) vs. Florida State, 1/26/2002.
A Player Had 9 Steals in a Game: Johnny Rhodes (9) at North Carolina, 2/7/1996.

► Miscellaneous

A Player Topped the Team in Scoring, Rebounding and Assists for a Game: *Evan Smotrycz (13 points, 11 rebounds, 3 assists-tied) vs. Providence 11/25/2013.*
A Player Hit a Last-Second Shot to Win a Game: Alex Len hit FG with 1.0 second left to beat North Carolina State, 51-50, 1/16/2013.
A Player Hit Last-Second Free Throws to Win a Game: Seth Allen vs. Duke hit two FTs with 2.8 seconds left to break tie and lift Terps to 83-81 win, 2/16/2013.
An Opposing Player Hit a Last-Second Shot to Win a Game: *Maurice Creek (George Washington) hit a game-winning jumper with 0.6 seconds left for a 77-75 GW win, 12/8/13.*
Player Played Every Minute of a Game: Greivis Vasquez (40 minutes) vs. Clemson, 3/2/2008.
Two True Freshmen Started A Game: *Roddy Peters and Damonte Dodd vs. Tulsa, 12/29/2013.*
Three True Freshmen Started A Game: Shaquille Cleare, Seth Allen and Jake Layman vs. Duke, 2/16/2013.

► Team

Last Overtime Game: 3/10/2013 - at Virginia 61, Maryland 58 (OT).
Last Overtime Victory at Home: 2/21/2009 - Maryland 88, North Carolina 85.
Last Overtime Victory on the Road: 2/27/2010 - Maryland 104, at Va.Tech 100 (2ot)
Maryland Scored Over 100 Points: 2/9/2011 - at Maryland 100, UMES 68.
Maryland Defeated A No. 1-Ranked Opponent: 2/16/2013 at Comcast Center - Maryland 83, [2/1] Duke 81.
Maryland Defeated A Ranked Opponent: 3/15/2013 at the ACC Tournament - Maryland 83, [2/2] Duke 74.
Maryland Had A Run of 20 Points: 11/13/13 - 29 pts - at Maryland 67, ACU 44
Maryland Had A Run of 25 Points: 11/13/13 - 29 pts - at Maryland 67, ACU 44

Items in italics occurred in 2013-14

2013-14 Season RESULTS

RECORD:	OVERALL	HOME	AWAY	NEUTRAL
ALL GAMES	11-9	7-3	1-4	3-2
ACC GAMES	3-4	2-1	1-3	0-0
NON-CONFERENCE	8-5	5-2	0-1	3-2

DATE	TIME	MD RANK	OPPONENT	OPP RANK	RESULT	ATTEND	HIGH POINTS	HIGH REBS	HIGH ASTS
11/08/13	6:30 p.m.	--	@ vs. Connecticut	[19/18]	L, 77-78	12,687	Faust (17)	Smotrycz (9)	Wells (6)
11/13/13	7:00 p.m.	--	ABILENE CHRISTIAN	--	W, 67-44	9,117	Layman (19)	Mitchell (11)	Wells (3) Layman (3)
11/17/13	6:00 p.m.	--	OREGON STATE	--	L, 83-90	14,776	Wells (23)	Mitchell (8)	Peters (6)
11/22/13	4:00 p.m.	--	# vs. Marist	--	W, 68-43	1,527	Layman (16)	Mitchell (8) Layman (8)	Ram (3)
11/24/13	7:00 p.m.	--	# vs. Northern Iowa	--	W, 80-66	1,647	Smotrycz (20)	Smotrycz (9)	Wells (6)
11/25/13	10:00 p.m.	--	# vs. Providence	--	W, 56-52	2,655	Smotrycz (13) Wells (13)	Smotrycz (11)	Smotrycz (3) Peters (3)
11/29/13	6:00 p.m.	--	MORGAN STATE	--	W, 89-62	9,517	Layman (27)	Smotrycz (12)	Peters (6)
12/04/13	7:00 p.m.	--	\$ at Ohio State	[5/3]	L, 60-76	16,206	Wells (19)	Mitchell (11)	Peters (4)
12/08/13	3:30 p.m.	--	% vs. George Washington	--	L, 75-77	9,193	Wells (16)	Smotrycz (6) Layman (6) Mitchell (6)	Peters (3) Faust (3)
12/12/13	7:00 p.m.	--	* at Boston College	--	W, 88-80	3,516	Wells (33)	Wells (5)	Peters (3)
12/14/13	2:00 p.m.	--	FLORIDA ATLANTIC	--	W, 66-62	9,265	Layman (22)	Smotrycz (7)	Peters (5) Faust (5)
12/21/13	1:00 p.m.	--	BOSTON UNIVERSITY	--	L, 77-83	10,882	Wells (18)	Smotrycz (13)	Peters (7)
12/29/13	7:00 p.m.	--	TULSA	--	W, 85-74	10,251	Wells (18)	Wells (10)	Layman (3) Allen (3)
12/31/13	2:30 p.m.	--	NC CENTRAL	--	W, 70-56	9,554	Faust (19)	Faust (9)	Allen (4)
01/04/14	2:00 p.m.	--	* GEORGIA TECH	--	W, 77-61	12,545	Faust (16)	Mitchell (11)	Peters (5)
01/06/14	7:00 p.m.	--	* at Pittsburgh	--	L, 59-79	12,508	Allen (18)	Graham (5)	Allen (2) Peters (2) Wells (2)
01/12/14	8:00 p.m.	--	* at Florida State	--	L, 61-85	7,516	Wells (15)	Smotrycz (8)	Allen (3)
01/15/14	7:00 p.m.	--	* NOTRE DAME	--	W, 74-66	13,878	Wells (17)	Layman (10)	Allen (4)
01/20/14	9:00 p.m.	--	* at NC State	--	L, 56-65	11,447	Wells (10) Smotrycz (10)	Mitchell (18)	Allen (5)
01/25/14	6:00 p.m.	--	* PITTSBURGH	[20/19]	L, 79-83	17,202	Wells (19)	Smotrycz (7)	Allen (6)
01/29/14	9:00 p.m.	--	* MIAMI	--					
02/01/14	Noon	--	* at Virginia Tech	--					
02/04/14	8:00 p.m.	--	* at North Carolina	--					
02/08/14	3:00 p.m.	--	* FLORIDA STATE	--					
02/10/14	7:00 p.m.	--	* at Virginia	--					
02/15/14	6:00 p.m.	--	* at Duke	--					
02/18/14	7:00 p.m.	--	* WAKE FOREST	--					
02/24/14	7:00 p.m.	--	* SYRACUSE	--					
03/02/14	1:00 p.m.	--	* at Clemson	--					
03/04/14	8:00 p.m.	--	* VIRGINIA TECH	--					
03/09/14	Noon	--	* VIRGINIA	--					
03/12-16	TBD	--	& at ACC Tournament						
03/18/14	TBD	--	at NCAA First Round (Dayton)						
03/20-23	TBD	--	at NCAA Second & Third Rounds						
03/27-30	TBD	--	at NCAA Regionals						
04/05-07	TBD	--	at NCAA Final Four (Arlington)						

* - Atlantic Coast Conference Game

@ - Barclays Center (Barclays Center, Brooklyn, N.Y.)

- Paradise Jam (St. Thomas, U.S. Virgin Islands)

\$ - Big Ten / ACC Challenge (Columbus, Ohio)

% - BB&T Classic (Verizon Center, Washington, D.C.)

& - ACC Tournament (Greensboro Coliseum, Greensboro, N.C.)

All Times Eastern

Rankings listed as AP/Coaches

2013-14 OVERALL SEASON STATS (11-8)

2013-14 MD Men's Basketball Maryland Combined Team Statistics (as of Jan 25, 2014) All games

RECORD:	OVERALL	HOME	AWAY	NEUTRAL
ALL GAMES	11-9	7-3	1-4	3-2
CONFERENCE	3-4	2-1	1-3	0-0
NON-CONFERENCE	8-5	5-2	0-1	3-2

#	Player	gp-gs	min	avg	Total		3-Point		F-Throw		Rebounds				pf	dq	a	to	blk	stl	pts	avg
					fg-fga	fg%	3fg-fga	3fg%	ft-fa	ft%	off	def	tot	avg								
32	Dez Wells	20-20	599	30.0	96-208	.462	11-33	.333	88-111	.793	25	67	92	4.6	40	2	38	52	18	19	291	14.6
10	Jake Layman	20-19	639	32.0	83-196	.423	40-105	.381	44-61	.721	29	74	103	5.2	37	1	21	18	22	19	250	12.5
01	Evan Smotrycz	20-19	558	27.9	80-198	.404	37-97	.381	35-45	.778	38	98	136	6.8	61	2	33	40	3	16	232	11.6
05	Nick Faust	20-8	550	27.5	68-174	.391	27-92	.293	43-61	.705	23	52	75	3.8	48	1	35	36	8	25	206	10.3
04	Seth Allen	8-3	197	24.6	24-77	.312	16-45	.356	16-24	.667	4	8	12	1.5	19	0	29	11	2	6	80	10.0
00	Charles Mitchell	20-0	355	17.8	60-116	.517	0-0	.000	22-61	.361	59	72	131	6.6	52	2	7	20	9	8	142	7.1
02	Roddy Peters	20-10	369	18.5	42-95	.442	1-6	.167	25-37	.676	8	19	27	1.4	27	0	58	45	1	15	110	5.5
44	Shaquille Cleare	20-18	306	15.3	31-54	.574	0-0	.000	13-23	.565	21	28	49	2.5	48	0	7	18	11	6	75	3.8
25	Jonathan Graham	17-1	184	10.8	16-30	.533	0-0	.000	6-10	.600	17	24	41	2.4	21	0	3	8	10	0	38	2.2
35	Damonte Dodd	14-1	105	7.5	5-14	.357	0-0	.000	2-10	.200	11	9	20	1.4	17	0	0	6	6	2	12	0.9
11	Varun Ram	14-1	111	7.9	3-12	.250	3-9	.333	0-2	.000	1	11	12	0.9	21	1	9	8	0	10	9	0.6
23	John Auslander	5-0	14	2.8	0-2	.000	0-2	.000	2-2	1.000	0	1	1	0.2	1	0	0	0	0	0	2	0.4
24	Jacob Susskind	3-0	6	2.0	0-1	.000	0-1	.000	0-0	.000	0	2	2	0.7	0	0	0	1	0	0	0	0.0
15	Spencer Barks	2-0	3	1.5	0-0	.000	0-0	.000	0-0	.000	0	0	0	0.0	0	0	0	0	0	0	0	0.0
12	Conner Lipinski	2-0	4	2.0	0-0	.000	0-0	.000	0-0	.000	0	0	0	0.0	0	0	0	0	0	0	0	0.0
Team											33	44	77				2					
Total.....		20	4000		508-1177	.432	135-390	.346	296-447	.662	269	509	778	38.9	392	9	240	265	90	126	1447	72.3
Opponents.....		20	4000		467-1105	.423	133-363	.366	315-453	.695	197	470	667	33.3	383	8	240	259	70	128	1382	69.1

TEAM STATISTICS	UMD	OPP	Date	Opponent	Score	Att.
SCORING	1447	1382	# 11/08/13	vs UConn	L 77-78	12687
Points per game	72.3	69.1	11/13/13	ABILENE CHRISTIAN	w 67-44	9117
Scoring margin	+3.3	-	11/17/13	OREGON STATE	L 83-90	14776
FIELD GOALS-ATT	508-1177	467-1105	% 11/22/13	vs Marist	w 68-43	1527
Field goal pct	.432	.423	% 11/24/13	vs UNI	w 80-66	0
3 POINT FG-ATT	135-390	133-363	% 11/25/13	vs Providence	w 56-52	2655
3-point FG pct	.346	.366	11/29/13	MORGAN STATE	w 89-62	9517
3-pt FG made per game	6.8	6.7	12/04/13	at Ohio State	L 60-76	16206
FREE THROWS-ATT	296-447	315-453	^ 12/8/13	vs GW	L 75-77	9183
Free throw pct	.662	.695	* 12/12/13	at Boston College	w 88-80	3516
F-Throws made per game	14.8	15.8	12/14/13	FLORIDA ATLANTIC	w 66-62	9265
REBOUNDS	778	667	12/21/13	BOSTON UNIV.	L 77-83	10882
Rebounds per game	38.9	33.3	12/29/13	TULSA	w 85-74	10251
Rebounding margin	+5.6	-	12/31/13	NC CENTRAL	w 70-56	9554
ASSISTS	240	240	* 01/04/14	GEORGIA TECH	w 77-61	12545
Assists per game	12.0	12.0	* 01/06/14	at PITT	L 59-79	12508
TURNOVERS	265	259	* 01/12/14	at Florida State	L 61-85	7516
Turnovers per game	13.3	13.0	* 01/15/14	NOTRE DAME	w 74-66	13878
Turnover margin	-0.3	-	* 1/20/14	at NC State	L 56-65	11447
Assist/turnover ratio	0.9	0.9	* 01/25/14	PITT	L 79-83	17202
STEALS	126	128				
Steals per game	6.3	6.4				
BLOCKS	90	70				
Blocks per game	4.5	3.5				
ATTENDANCE	116987	77245				
Home games-Avg/Game	10-11699	5-10239				
Neutral site-Avg/Game	-	5-5210				

Score by Periods	1st	2nd	Totals
Maryland	651	796	1447
Opponents	669	713	1382

2013-14 University of Maryland Basketball

TEAM STATS - OVERALL

2013-14 MD Men's Basketball Maryland Overall Team Statistics (as of Jan 26, 2014) All games

TEAM STATISTICS	UMD	OPP
SCORING	1447	1382
Points per game	72.3	69.1
Scoring margin	+3.3	-
FIELD GOALS-ATT	508-1177	467-1105
Field goal pct	.432	.423
3 POINT FG-ATT	135-390	133-363
3-point FG pct	.346	.366
3-pt FG made per game	6.8	6.7
FREE THROWS-ATT	296-447	315-453
Free throw pct	.662	.695
F-Throws made per game	14.8	15.8
REBOUNDS	778	667
Rebounds per game	38.9	33.3
Rebounding margin	+5.6	-
ASSISTS	240	240
Assists per game	12.0	12.0
TURNOVERS	265	259
Turnovers per game	13.3	13.0
Turnover margin	-0.3	-
Assist/turnover ratio	0.9	0.9
STEALS	126	128
Steals per game	6.3	6.4
BLOCKS	90	70
Blocks per game	4.5	3.5
WINNING STREAK	0	-
Home win streak	0	-
ATTENDANCE	116987	77245
Home games-Avg/Game	10-11699	5-10239
Neutral site-Avg/Game	-	5-5210

Score by Periods	1st	2nd	Totals
Maryland	651	796	1447
Opponents	669	713	1382

TEAM STATS - ACC GAMES

2013-14 MD Men's Basketball Maryland Overall Team Statistics (as of Jan 26, 2014) Conference games

TEAM STATISTICS	UMD	OPP
SCORING	494	519
Points per game	70.6	74.1
Scoring margin	-3.6	-
FIELD GOALS-ATT	170-412	176-376
Field goal pct	.413	.468
3 POINT FG-ATT	47-149	48-123
3-point FG pct	.315	.390
3-pt FG made per game	6.7	6.9
FREE THROWS-ATT	107-154	119-179
Free throw pct	.695	.665
F-Throws made per game	15.3	17.0
REBOUNDS	251	243
Rebounds per game	35.9	34.7
Rebounding margin	+1.1	-
ASSISTS	74	95
Assists per game	10.6	13.6
TURNOVERS	85	82
Turnovers per game	12.1	11.7
Turnover margin	-0.4	-
Assist/turnover ratio	0.9	1.2
STEALS	45	34
Steals per game	6.4	4.9
BLOCKS	25	23
Blocks per game	3.6	3.3
WINNING STREAK	0	-
Home win streak	0	-
ATTENDANCE	43625	34987
Home games-Avg/Game	3-14542	4-8747
Neutral site-Avg/Game	-	0-0

Score by Periods	1st	2nd	Totals
Maryland	228	266	494
Opponents	239	280	519

MARYLAND Starting Lineups

Fwd/Guard	Forward	Forward	Guard	Guard	Record	Games
Layman	Smotrycz	Cleare	Wells	Faust	3-3	L-vs. UConn, L-Oregon State, W-vs. Northern Iowa, W-vs. Providence, W-Morgan State, L-at Ohio State
Faust	Smotrycz	Cleare	Wells	Peters	1-0	W-Abilene Christian
Faust	Layman	Cleare	Wells	Peters	1-0	W-vs. Marist
Layman	Smotrycz	Cleare	Wells	Ram	0-1	L-vs. George Washington
Layman	Smotrycz	Cleare	Wells	Peters	3-3	W-at Boston College, W-Florida Atlantic, L-Boston U., W-Georgia Tech, L-at Pitt, L-at Florida State
Layman	Smotrycz	Dodd	Wells	Peters	1-0	W-Tulsa
Layman	Smotrycz	Graham	Wells	Peters	1-0	W-NC Central
Layman	Smotrycz	Cleare	Wells	Allen	1-2	W-Notre Dame, L-at NC State, L-Pitt

Points-Rebounds-Assists/Blocks

	0	1	2	4	5	10	11	23	25	32	35	44
	Mitchell	Smotrycz	Peters	Allen	Faust	Layman	Ram	Auslander	Graham	Wells	Dodd	Cleare
Opp.	P-R-B	P-R-A	P-R-A	P-R-A	P-R-A	P-R-A	P-R-A	P-R-A	P-R-B	P-R-A	P-R-B	P-R-B
vs. UConn	12-3-0	13-9-2	5-0-2	dnp-inj	17-4-3	13-4-1	0-0-1	dnp-cd	dnp-cd	13-7-6	0-0-0	4-1-0
Abilene Christian	15-11-0	11-6-2	4-2-2	dnp-inj	11-4-2	19-6-3	0-0-0	0-0-0	2-2-0	4-4-3	0-1-3	1-2-2
Oregon State	10-8-0	16-5-2	10-1-6	dnp-inj	6-6-2	15-7-1	0-0-0	dnp-cd	0-0-0	23-5-0	1-0-0	2-3-1
vs. Marist	12-8-2	4-1-0	9-1-2	dnp-inj	5-6-2	16-8-1	3-1-3	0-0-0	2-2-1	9-3-2	0-2-0	8-5-0
vs. Northern Iowa	3-4-0	20-9-1	5-3-2	dnp-inj	17-6-1	19-6-1	0-0-1	dnp-cd	dnp-cd	16-6-6	dnp-cd	0-2-2
vs. Providence	9-3-0	13-11-3	2-2-3	dnp-inj	3-3-1	6-7-0	3-3-0	dnp-cd	dnp-cd	13-5-1	dnp-cd	7-4-0
Morgan State	6-10-0	19-12-4	7-2-6	dnp-inj	8-1-5	27-3-2	0-4-2	2-1-0	2-0-0	12-5-4	2-1-1	4-1-0
at Ohio State	12-11-0	15-7-0	3-1-4	dnp-inj	5-2-0	2-7-1	0-3-0	dnp-cd	2-1-0	19-3-1	0-2-0	2-0-0
vs. George Washington	6-6-0	11-6-1	11-1-3	dnp-inj	7-2-3	13-6-0	3-0-0	dnp-cd	5-5-3	16-3-0	0-1-0	3-3-0
at Boston College	2-4-1	9-1-1	14-2-3	dnp-inj	11-2-1	13-2-0	0-0-0	dnp-cd	2-4-1	33-5-0	dnp-cd	4-4-0
Florida Atlantic	10-5-0	4-7-4	2-1-5	dnp-inj	8-5-5	22-6-1	0-1-0	dnp-cd	0-2-1	10-6-2	dnp-cd	10-5-2
Boston University	3-4-0	15-13-5	8-1-7	dnp-inj	10-6-2	14-2-0	0-0-0	dnp-cd	5-2-2	18-9-0	0-1-0	4-3-0
Tulsa	2-2-1	13-5-1	7-2-1	15-0-3	13-2-0	12-5-3	dnp-cd	dnp-cd	3-7-3	18-10-0	2-2-0	0-1-0
NC Central	5-7-0	7-7-3	7-0-2	6-1-4	19-9-1	8-4-1	0-0-0	0-0-0	6-3-0	10-5-2	0-1-0	2-0-2
Georgia Tech	6-11-1	14-5-3	5-0-5	10-1-2	16-3-1	6-4-0	dnp-cd	dnp-cd	1-2-0	11-3-2	dnp-cd	8-2-1
at Pitt	2-3-2	14-4-0	4-2-2	18-0-2	7-4-1	3-4-1	dnp-cd	dnp-cd	2-5-0	5-3-2	0-0-1	4-4-0
at Florida State	2-6-1	9-8-0	7-4-1	1-1-3	14-3-2	11-2-0	0-0-1	0-0-0	0-1-0	15-3-2	1-2-0	1-2-0
Notre Dame	10-7-0	5-8-1	0-0-0	14-5-4	13-1-2	8-10-3	dnp-cd	dnp-cd	0-0-0	17-4-3	dnp-cd	7-2-1
at NC State	8-18-0	10-5-0	0-1-1	8-1-5	3-3-1	5-5-0	dnp-cd	dnp-cd	4-4-0	10-2-1	6-4-1	2-1-1
Pitt	7-0-1	10-7-0	0-1-1	8-3-6	13-3-0	18-5-2	dnp-cd	dnp-cd	2-1-0	19-1-1	0-0-0	2-4-0

Starters listed in BOLD

Specialty Stats / Leads

Opponent	Largest Lead	Largest Deficit	Ties	Lead Changes	Best Run	Opp. Run	Pts Paint (Md-Opp)	Pts Off T-O (Md-Opp)	2nd Chance (Md-Opp)	Fast Break Pts. (Md-Opp)	Bench Pts. (Md-Opp)
vs. UConn	-	17	0	0	11-0	9-0	26-34	10-19	10-10	6-16	17-31
Abilene Christian	23	11	3	4	29-0	8-0	45-12	13-15	9-3	7-4	36-0
Oregon State	6	12	12	8	5-0	8-0	42-48	14-29	24-12	2-6	21-12
vs. Marist	30	1	1	2	11-0	6-0	30-20	14-11	11-10	16-9	21-9
vs. Northern Iowa	14	7	7	5	8-0	8-0	42-28	15-8	14-7	12-9	13-8
vs. Providence	19	-	2	0	9-0	12-0	32-20	11-7	6-14	11-6	14-2
Morgan State	29	3	2	1	17-0	8-0	41-24	28-22	7-10	16-6	19-14
at Ohio State	-	25	1	0	6-0	11-0	44-34	8-25	19-7	12-12	17-26
vs. George Washington	1	14	2	2	8-0	7-0	36-36	20-16	13-15	4-12	9-29
at Boston College	12	4	6	8	8-0	7-0	34-24	15-13	12-10	0-0	15-24
Florida Atlantic	13	-	0	0	7-0	8-0	30-22	8-13	13-9	9-8	18-8
Boston University	2	12	2	9	7-0	9-0	40-22	21-25	8-11	8-8	18-16
Tulsa	12	15	4	5	9-0	8-0	32-20	13-13	14-9	2-5	33-22
NC Central	23	2	3	3	7-0	6-0	24-20	10-14	17-8	7-2	32-24
Georgia Tech	20	-	1	0	10-0	4-0	34-32	12-4	2-11	13-6	33-22
at Pitt	4	20	5	7	5-0	9-0	22-36	7-18	8-10	4-12	29-32
at Florida State	-	31	0	0	7-0	9-0	24-18	18-9	7-13	10-4	18-44
Notre Dame	11	12	1	4	8-0	10-0	34-30	17-19	10-15	4-11	23-11
at NC State	11	9	2	4	8-0	8-0	24-20	9-12	16-10	11-15	21-7
Pitt	7	13	2	3	5-0	9-0	38-40	22-16	8-8	10-8	22-12
Total							674-516	285-283	228-202	164-159	429-353
Maryland Avg.							33.7	14.3	11.4	8.2	21.4
Opponents Avg.							25.8	14.2	10.1	8.0	17.7

Game-by-Game STATISTICS

	Pts	1st	2nd	ot	FG-A	PCT.	3PT FG-A	3PT PCT.	FT-A	PCT.	OFF REB	DEF REB	TOT REB	PF	A	TO	BLK	STL
MARYLAND	77	36	41	-	24-57	.421	8-19	.421	21-28	.750	11	22	33	17	15	13	0	5
vs. UConn	78	48	30	-	30-58	.517	10-23	.435	8-13	.615	9	27	36	22	16	13	6	10
at MARYLAND	67	29	38	-	26-53	.491	4-18	.222	11-17	.647	14	27	41	8	12	17	10	9
Abilene Christian	44	30	14	-	17-54	.315	10-21	.476	0-0	.000	6	17	23	15	9	16	0	6
at MARYLAND	83	38	45	-	30-71	.423	8-22	.364	15-24	.625	23	16	39	21	11	15	4	8
Oregon State	90	38	52	-	31-52	.596	5-8	.625	23-30	.767	10	22	32	22	14	18	7	9
MARYLAND	68	26	42	-	24-55	.436	7-15	.467	13-25	.520	14	29	43	22	13	14	4	8
vs. Marist	68	20	23	-	13-50	.260	3-12	.250	14-22	.636	14	21	35	19	7	19	7	7
MARYLAND	80	33	47	-	29-60	.483	6-18	.333	16-25	.640	13	24	37	19	12	8	2	9
vs. Northern Iowa	66	30	36	-	22-57	.386	7-29	.241	15-18	.833	11	22	33	24	12	14	3	3
MARYLAND	56	33	23	-	21-58	.362	4-13	.308	10-18	.556	12	33	45	19	8	11	3	6
vs. Providence	52	21	31	-	16-59	.271	3-16	.188	17-22	.773	12	26	38	17	6	11	2	5
at MARYLAND	89	45	44	-	33-53	.623	13-20	.650	10-22	.455	12	29	41	19	26	18	4	7
Morgan State	62	31	31	-	22-60	.367	3-14	.214	15-26	.577	15	15	30	22	12	14	3	8
MARYLAND	60	26	34	-	25-64	.391	2-18	.111	8-13	.615	19	25	44	23	6	14	3	4
at Ohio State	76	43	33	-	25-48	.521	8-18	.444	18-29	.621	6	24	30	15	11	11	4	8
MARYLAND	75	29	46	-	25-64	.391	5-19	.263	20-29	.769	17	19	36	24	7	18	5	11
vs. George Washington	77	41	36	-	24-54	.444	3-10	.300	26-33	.788	13	25	38	23	15	19	3	10
MARYLAND	88	42	46	-	32-58	.552	8-22	.364	16-22	.727	10	19	29	22	6	11	4	5
at Boston College	80	36	44	-	25-51	.490	8-22	.364	22-27	.815	9	19	28	24	17	9	0	5
at MARYLAND	66	33	33	-	25-63	.397	7-20	.350	9-12	.750	16	24	40	10	18	9	8	6
Florida Atlantic	62	31	31	-	22-56	.393	9-22	.409	9-11	.818	9	24	33	14	10	13	2	6
at MARYLAND	77	32	45	-	28-58	.483	6-15	.400	15-26	.577	11	31	42	27	15	17	7	5
Boston University	83	42	41	-	25-59	.424	10-26	.385	23-36	.639	12	22	34	20	10	12	2	10
at MARYLAND	85	35	50	-	26-60	.433	10-25	.400	23-35	.657	12	31	43	13	10	10	7	3
Tulsa	74	35	39	-	26-67	.388	12-26	.462	10-10	1.000	9	25	34	24	12	10	6	4
at MARYLAND	70	28	42	-	22-49	.449	8-19	.421	18-22	.818	11	32	43	20	13	16	8	0
NC Central	56	20	36	-	18-55	.327	2-15	.133	18-24	.750	10	18	28	18	11	7	2	8
at MARYLAND	77	43	34	-	28-60	.467	10-19	.526	11-17	.647	5	29	34	15	16	6	3	4
Georgia Tech	61	29	32	-	23-60	.383	5-19	.263	10-15	.667	7	29	36	17	7	11	4	2
MARYLAND	59	30	29	-	20-56	.357	8-25	.320	11-15	.733	9	27	36	17	8	13	6	4
at Pitt	79	36	43	-	29-55	.527	6-10	.600	15-25	.600	6	30	36	11	18	7	4	8
MARYLAND	61	22	39	-	17-51	.333	3-18	.167	24-34	.706	12	22	34	25	9	15	1	10
at Florida State	85	42	43	-	27-54	.500	16-24	.667	15-23	.652	8	26	34	21	17	14	7	4
at MARYLAND	74	24	49	-	25-63	.397	7-26	.269	17-23	.739	20	20	40	19	13	11	3	9
Notre Dame	66	34	32	-	24-50	.480	7-22	.318	11-20	.550	11	20	31	22	12	17	3	3
MARYLAND	56	29	27	-	22-70	.314	7-22	.318	5-13	.385	22	28	50	23	9	12	5	4
at NC State	65	20	45	-	23-57	.404	5-19	.263	14-22	.636	10	31	41	13	12	8	5	5
at MARYLAND	79	37	42	-	26-54	.481	4-17	.235	23-30	.767	6	22	28	29	13	17	3	9
Pitt	83	42	41	-	25-49	.510	1-7	.143	32-47	.681	10	27	37	20	12	16	5	7

Miscellaneous STATISTICS

Individual

Led Maryland in Scoring (includes ties)	Overall	ACC
Dez Wells	11	5
Jake Layman	4	0
Nick Faust	3	1
Evan Smotrycz	3	1
Seth Allen	1	1

Led Maryland in Rebounding	Overall	ACC
Evan Smotrycz	9	2
Charles Mitchell	7	2
Dez Wells	2	1
Jake Layman	3	1
Jonathan Graham	1	1
Nick Faust	1	0

Led Maryland in Assists	Overall	ACC
Roddy Peters	10	3
Seth Allen	7	5
Dez Wells	4	1
Nick Faust	2	0
Jake Layman	2	0
Evan Smotrycz	1	0
Varun Ram	1	0

Led Maryland in Blocks	Overall	ACC
Jake Layman	11	5
Charles Mitchell	5	5
Dez Wells	5	2
Shaquille Cleare	5	1
Jonathan Graham	3	1
Nick Faust	2	1
Seth Allen	1	1
Roddy Peters	1	1
Damonte Dodd	1	0
Evan Smotrycz	1	0

Led Maryland in Steals	Overall	ACC
Nick Faust	6	1
Jake Layman	5	3
Evan Smotrycz	4	2
Roddy Peters	4	1
Dez Wells	3	3
Varun Ram	3	0
Charles Mitchell	3	1
Shaquille Cleare	2	1
Seth Allen	1	1

Double-figure scoring games — Wells 17, Smotrycz 15, Layman 13, Faust 11, Mitchell 7, Allen 4, Peters 3, Cleare 1
20-point scoring games — Wells 2, Layman 2, Smotrycz 1
30-point scoring games — Wells 1
Double-figure rebounding games — Mitchell 5, Smotrycz 3, Wells 1
Double-figure assists games — None.

Double-Doubles

Player	Statistics	Opponent
Charles Mitchell (1)	15 pts, 11 rebs	ACU (11/13)
Evan Smotrycz (1)	13 pts, 11 rebs	vs. Providence (11/25)
Evan Smotrycz (2)	19 pts, 12 rebs	Morgan State (11/29)
Charles Mitchell (2)	12 pts, 11 rebs	at Ohio State (12/4)
Evan Smotrycz (3)	15 pts, 13 rebs	Boston University (12/21)
Dez Wells (1)	18 pts, 10 rebs	Tulsa (12/29)

Terrapin Tendencies

Maryland's Record	Overall	ACC
Overall Record	11-9	3-4
Home	7-3	2-1
Road	1-4	1-3
Neutral	3-2	0-0

Leading at the half	8-1	2-1
Trailing at the half	2-7	1-3
Tied at the half	1-1	0-0
Leading with 5:00 to play	11-0	3-0
Trailing with 5:00 to play	0-9	0-4
Tied with 5:00 to play	0-0	0-0

In single overtime	0-0	0-0
In double overtime	0-0	0-0

Shooting .500 or better	2-0	1-0
Shooting .451 to .499	3-2	1-1
Shooting .400 to .450	3-2	0-0
Shooting below .400	3-5	1-3

Opponent shooting .500 or better	0-6	0-3
Opponent shooting .451 to .499	2-0	2-0
Opponent shooting .400 to .450	0-3	0-1
Opponent shooting below .400	9-0	1-0

Higher FG% than opponent	10-1	2-0
Lower FG% than opponent	1-8	1-4
FG% is even	0-0	0-0

More 3-point FGs	5-5	1-3
Fewer 3-point FGs	4-4	0-1
3-point FGs are even	2-0	2-0

Making more free throws	5-2	2-1
Making fewer free throws	4-7	1-3
Free throws are even	2-0	0-0

Outrebounding opponent	10-4	2-1
Outrebounded by opponent	1-3	1-1
Rebounding is even	0-2	0-2

More turnovers than opponent	4-6	1-4
Fewer turnovers than opponent	5-2	2-0
Turnovers are even	2-1	0-0

More fouls than opponent	3-7	0-4
Fewer fouls than opponent	8-2	3-0
Fouls are even	0-0	0-0

Zero Maryland players foul out	9-4	2-1
1+ Maryland players foul out	2-5	1-3

Scoring more bench points	9-5	2-2
Scoring fewer bench points	2-4	1-2
Bench scoring is even	0-0	0-0

Games decided by 3 or less	0-2	0-0
Games decided by 4 to 8	4-3	2-1
Games decided by 9 to 12	2-1	0-1
Games decided by 13 to 19	2-1	1-0
Games decided by 20 or more	3-2	0-2

Maryland's Record	Overall	ACC
vs. Top-10 opponent	0-1	0-0
vs. Top-25 opponent	0-2	0-1
vs. Unranked opponent	11-6	3-3
vs. Team with winning record	4-7	2-4
vs. Team with .500 record	1-2	0-0
vs. Team with losing record	6-0	1-0

Player scores 30+ points	1-0	1-0
Player scores 20+ points	4-1	1-0
Terps score under 60 points	1-2	0-2
Terps score 60-69 points	3-2	0-1
Terps score 70-79 points	3-4	2-1
Terps score 80-89 points	4-1	1-0
Terps score 90-99 points	0-0	0-0
Terps score over 100 points	0-0	0-0

Opp. player scores 30+ points	0-1	0-0
Opp. player scores 20+ points	2-6	1-3
Opponents score under 60 points	4-0	0-0
Opponents score 60-69 points	5-1	2-1
Opponents score 70-79 points	1-4	0-1
Opponents score 80-89 points	1-3	1-2
Opponents score 90-99 points	0-1	0-0
Opponents score over 100 points	0-0	0-0

In November	5-2	0-0
In December	4-3	1-0
In January	2-4	2-4
In February	0-0	0-0
In March	0-0	0-0

Day games	3-2	1-0
Night games	8-7	2-4

Maryland's Largest ...

LEAD
Overall: 30 (66-36 at 2:10 left-2H vs. Marist, 11/22)
ACC: 20 (49-29 at 17:39 left-2H vs. Georgia Tech, 1/4)
DEFICIT
Overall: 31 (49-80 at 3:47 left-2H at Florida State, 1/12)
ACC: 31 (49-80 at 3:47 left-2H at Florida State, 1/12)

MARGIN OF VICTORY
Overall: 27 (89-62 vs. Morgan State, 11/29)
ACC: 16 (77-62 vs. Georgia Tech, 1/4)
MARGIN OF DEFEAT
Overall: 24 (61-85 at Florida State, 1/12)
ACC: 24 (61-85 at Florida State, 1/12)

HALFTIME LEAD
Overall: 14 (45-31 vs. Morgan State, 11/29)
ACC: 14 (43-29 vs. Georgia Tech, 1/4)
HALFTIME DEFICIT
Overall: 20 (22-42 at Florida State, 1/12)
ACC: 20 (22-42 at Florida State, 1/12)

HOME CROWD
Overall: 17,202 (vs. Pitt, 1/25)
ACC: 17,202 (vs. Pitt, 1/25)
ROAD CROWD
Overall: 16,206 (at Ohio State, 12/4)
ACC: 12,508 (at Pitt, 1/6)

NEUTRAL CROWD
Overall: 12,687 (vs. UConn, Brooklyn, N.Y., 11/13)

Margin of Victory/Defeat

Breakdown of the Terps' margin of victory...

1	2	3	4	5	6	7	8	9	10	11-15	16-20	21-25	26-30+
-	-	2	-	-	-	-	2	-	-	3	1	2	1

Breakdown of the Terps' margin of defeat...

1	2	3	4	5	6	7	8	9	10	11-15	16-20	21-25	26-30+
1	1	-	1	-	1	1	-	1	-	-	2	1	-

TeamSUPERLATIVES

MARYLAND

	HIGH		LOW	
Points Scored	89	Morgan State (11/29)	56	vs. Providence (11/25)
First-Half Points	45	Morgan State (11/29)	22	at Florida State (1/12)
Second-Half Points	50	Tulsa (12/29)	23	vs. Providence (11/25)
Point Differential	+27 (89-62)	Morgan State (11/29)	-24 (61-85)	at Florida State (1/12)
Field Goals Made	33	Morgan State (11/29)	17	at Florida State (1/12)
Field Goals Attempted	71	Oregon State (11/17)	49	NC Central (12/31)
Field Goal Percentage	.623 (33-53)	Morgan State (11/29)	.314 (22-70)	at NC State (1/20)
3-Pointers Made	13	Morgan State (11/29)	2	at Ohio State (12/4)
3-Pointers Attempted	26	Notre Dame (1/15)	13	vs. Providence (11/25)
3-Point FG Percentage	.650 (13-20)	Morgan State (11/29)	.111 (2-18)	at Ohio State (12/4)
Free Throws Made	24	at Florida State (1/12)	5	at NC State (1/20)
Free Throws Attempted	35	Tulsa (12/29)	12	FAU (12/14)
Free Throw Percentage	.818 (18-22)	NC Central (12/31)	.455 (10-22)	Morgan State (11/29)
Rebounds	50	at NC State (1/20)	28	Pitt (1/25)
Offensive Rebounds	23	Oregon State (11/17)	5	Georgia Tech (1/4)
Defensive Rebounds	33	vs. Providence (11/25)	16	Oregon State (11/17)
Rebound Margin	+18 (41-23)	ACU (11/13)	-9 (28-37)	Pitt (1/25)
Assists	26	Morgan State (11/29)	6	(2x) last at Boston College (12/12)
Turnovers	18	(2x) last vs George Washington (12/8)	6	Georgia Tech (1/4)
Blocks	10	ACU (11/13)	0	vs. UConn (11/8)
Steals	10	at Florida State (1/12)	0	NC Central (12/31)
Fouls	29	Pitt (1/25)	8	ACU (11/13)

OPPONENTS

	HIGH		LOW	
Points Scored	90	Oregon State (11/17)	43	vs. Marist (11/22)
First-Half Points	48	vs. UConn (11/8)	20	(3x) last at NC State (1/20)
Second Half Points	52	Oregon State (11/17)	14	ACU (11/13)
Point Differential	+24 (85-61)	at Florida State (1/12)	-27 (62-89)	Morgan State (11/29)
Field Goals Made	31	Oregon State (11/17)	13	vs. Marist (11/22)
Field Goals Attempted	67	Tulsa (12/29)	48	at Ohio State (12/4)
Field Goal Percentage	.596 (31-52)	Oregon State (11/17)	.260 (13-50)	vs. Marist (11/22)
3-Pointers Made	16	at Florida State (1/12)	1	Pitt (1/25)
3-Pointers Attempted	29	vs. Northern Iowa (11/24)	7	Pitt (1/25)
3-Point FG Percentage	.667 (16-24)	at Florida State (1/12)	.133 (2-15)	NC Central (12/31)
Free Throws Made	32	Pitt (1/25)	0	ACU (11/13)
Free Throws Attempted	47	Pitt (1/25)	0	ACU (11/13)
Free Throw Percentage	1.000 (10-10)	Tulsa (12/29)	.000 (0-0)	ACU (11/13)
Rebounds	41	at NC State (1/20)	23	ACU (11/13)
Offensive Rebounds	15	Morgan State (11/29)	6	(2x) last at Pitt (1/6)
Defensive Rebounds	31	at NC State (1/20)	15	Morgan State (11/29)
Rebound Margin	+9 (37-28)	vs. UConn (11/8)	-18 (23-41)	ACU (11/13)
Assists	18	at Pitt (1/6)	6	vs. Providence (11/25)
Turnovers	19	(2x) last vs George Washington (12/8)	7	(2x) last at Pitt (1/6)
Blocks	7	(3x) last at Florida State (1/12)	0	(3x) last - Pitt (1/25)
Steals	10	(3x) last - Boston University (12/21)	2	Georgia Tech (1/4)
Fouls	24	(3x) last - Tulsa (12/29)	11	at Pitt (1/6)

Individual SUPERLATIVES

Maryland

Points.....	33
Field Goals Made	12
Field Goal Attempts	18
Field Goal % (Min. 5 made).....	.833
3-pt FG Made	7
3-pt FG Attempted	10
3-pt FG % (Min. 3 made).....	0.700
Free Throws Made	11
Free Throw Attempts	13
Free Throw % (Min. 5 made).....	1.000
Rebounds	18
Assists	7
Turnovers	6
Blocked Shots.....	5
Steals.....	4
Minutes Played (Regulation Game).....	38

Opponent

Points.....	31
Field Goals Made	11
Field Goal Attempts	19
Field Goal % (Min. 5 made).....	.833
3-pt FG Made	6
3-pt FG Attempted	15
3-pt FG % (Min. 3 made).....	1.000
Free Throws Made	15
Free Throw Attempts	16
Free Throw % (Min. 5 made).....	1.000
Rebounds	11
Assists	8
Turnovers	6
Blocked Shots.....	4
Steals.....	5
Minutes Played (Regulation Game).....	40

Dez Wells at Boston College (12/12)
Dez Wells at Boston College (12/12)
Nick Faust vs. UConn (11/8)
Dez Wells at Boston College (12/12)
Charles Mitchell (5-6) vs. UConn (11/8)
Jake Layman - Morgan State (11/29)
Nick Faust vs. UConn (11/8)
Jake Layman - Morgan State (11/29)
Jake Layman (7-10) - Morgan State (11/29)
Dez Wells - Notre Dame (1/15)
Dez Wells - Notre Dame (1/15)
Dez Wells (8-8) vs. Oregon State (11/17)
Charles Mitchell at NC State (1/20)
Roddy Peters - Boston University (12/21)
Dez Wells vs. UConn (11/8)
Dez Wells - Boston University (12/21)
Dez Wells - Boston University (12/21)
Nick Faust - Morgan State (11/29)
Dez Wells - Pitt (1/25)
Dez Wells vs. Northern Iowa (11/24)

Roberto Nelson, Oregon State (11/17)
Devon Collier, Oregon State (11/17)
Jeremy Ingram, NC Central (12/31)
Ralston Turner, NC State (1/20)
Niels Giffey (5-6), UConn (11/8)
Ian Miller, Florida State (1/12)
Ralston Turner, NC State (1/20)
Niels Giffey (3-3), UConn (11/8)
Pablo Bertone (3-3), Florida Atlantic (12/14)
Olivier Hanlan, Boston College (12/12)
Olivier Hanlan, Boston College (12/12)
Shabazz Napier (6-6), UConn (11/8)
Tyler Harris (6-6), Providence (11/25)
James Woodard (6-6), Tulsa (12/29)
Pat Connaughton (6-6), Notre Dame (1/15)
Devon Collier, Oregon State (11/17)
Kelvin Penn, Florida Atlantic (12/14)
D'Andre Wright, Tulsa (12/29)
Olivier Hanlan, Boston College (12/12)
Emanuel Champan, NC Central (12/31)
Chavaughn Lewis, Marist (11/22)
Garrick Sherman, Notre Dame (1/15)
BeeJay Anya, NC State (1/20)
Aaron Craft, Ohio State (12/4)
Pat Connaughton, Notre Dame (1/15)

Maryland's Top Individual Games

POINTS

33	Dez Wells at Boston College	12/12
27	Jake Layman - Morgan State	11/29
23	Dez Wells - Oregon State	11/17
22	Jake Layman - Florida Atlantic	11/22
20	Evan Smotrycz vs. Northern Iowa	11/24
19	Dez Wells - Pitt	1/25
19	Nick Faust - NC Central	12/31
19	Dez Wells at Ohio State	12/4
19	Evan Smotrycz - Morgan State	11/29
19	Jake Layman vs. Northern Iowa	11/24
19	Jake Layman - Abilene Christian	11/13
18	Jake Layman - Pitt	1/25
18	Seth Allen at Pitt	1/6
18	Dez Wells - Tulsa	12/29
18	Dez Wells - Boston University	12/21

REBOUNDS

18	Charles Mitchell at NC State	1/20
13	Evan Smotrycz - Boston University	12/21
12	Evan Smotrycz - Morgan State	11/29
11	Charles Mitchell - Georgia Tech	1/4
11	Charles Mitchell at Ohio State	12/4
11	Evan Smotrycz vs. Providence	11/25
11	Charles Mitchell - Abilene Christian	11/13
10	Jake Layman - Notre Dame	1/15
10	Dez Wells - Tulsa	12/29
10	Charles Mitchell - Morgan State	11/29
9	Nick Faust - NC Central	12/31
9	Dez Wells - Boston University	12/21
9	Evan Smotrycz vs. Northern Iowa	11/24
9	Evan Smotrycz vs. UConn	11/8

ASSISTS

7	Roddy Peters - Boston University	12/21
6	Seth Allen - Pitt	1/25
6	Roddy Peters - Morgan State	11/29
6	Dez Wells vs. Northern Iowa	11/24
6	Roddy Peters - Oregon State	11/17
6	Dez Wells vs. UConn	11/8
5	Seth Allen at NC State	1/20
5	Roddy Peters - Georgia Tech	1/4
5	Evan Smotrycz - Boston University	12/21
5	Nick Faust - Florida Atlantic	12/14
5	Roddy Peters - Florida Atlantic	12/14
5	Nick Faust - Morgan State	11/29

BLOCKS

5	Dez Wells - Boston University	12/21
3	Jonathan Graham - Tulsa	12/29
3	Damonte Dodd - Abilene Christian	11/13
3	Jonathan Graham - George Washington	12/8

STEALS

4	Dez Wells - Pitt	1/25
4	Nick Faust - Morgan State	11/29
3	Jake Layman - Pitt	1/25
3	Dez Wells - Notre Dame	1/15
3	Jake Layman at Florida State	1/12
3	Roddy Peters - George Washington	12/8
3	Nick Faust - George Washington	12/8
3	Varun Ram vs. Providence	11/25
3	Nick Faust vs. Northern Iowa	11/24
3	Evan Smotrycz - Oregon State	11/17

Radio/TV CHART




0
CHARLES MITCHELL
 F • 6-8 • 260 • So.-1V
 Atlanta, Ga.
 (Wheeler HS)



1
EVAN SMOTRYCZ
 F • 6-9 • 235 • R Jr.-1V
 Reading, Mass.
 (Michigan)



2
RODDY PETERS
 G • 6-3 • 195 • Fr.-HS
 District Heights, Md.
 (Suitland HS)



4
SETH ALLEN
 G • 6-1 • 190 • So.-1V
 Woodbridge, Va.
 (Fredericksburg Christian)




5
NICK FAUST
 G • 6-6 • 175 • Jr.-2V
 Baltimore, Md.
 (Baltimore City College HS)



10
JAKE LAYMAN
 G/F • 6-8 • 190 • So.-1V
 Wrentham, Mass.
 (King Philip Regional HS)




11
VARUN RAM
 G • 5-9 • 150 • Jr.-TR
 Clarksville, Md.
 (Trinity College)




12
CONNER LIPINSKI
 G • 5-10 • 155 • So.-1V
 Gambrills, Md.
 (Annapolis Area Christian School)



15
SPENCER BARKS
 F • 6-9 • 225 • Jr.-2V
 Poolesville, Md.
 (St. Albans HS)



23
JOHN AUSLANDER
 F • 6-7 • 225 • Jr.-1V
 Herndon, Va.
 (Greensboro College)




24
JACOB SUSSKIND
 G • 6-5 • 180 • Jr.-1V
 West Orange, N.J.
 (Golda Och Academy)



25
JON GRAHAM
 F • 6-8 • 220 • Jr.-TR
 Baltimore, Md.
 (Penn State)



32
DEZ WELLS
 G/F • 6-5 • 215 • Jr.-1V
 Raleigh, N.C.
 (Xavier)



33
A.J. METZ
 F • 6-5 • 185 • Fr.-HS
 Leesburg, Va.
 (Bullis School)



35
DAMONTE DODD
 F • 6-9 • 240 • Fr.-HS
 Centreville, Md.
 (Massanutten Military Acad.)



44
SHAQUILLE CLEARE
 C • 6-9 • 270 • So.-1V
 Andros, Bahamas
 (The Village School)



MARK TURGEON
 Head Coach
 16th Season Overall
 3rd Season at Maryland



SCOTT SPINELLI
 Assistant Coach
 3rd Year at Maryland
 Boston Univ. '89



BINO RANSON
 Assistant Coach
 4th Year at Maryland
 Southern New Hampshire '99



DUSTIN CLARK
 Assistant Coach
 3rd Year at Maryland
 Texas A&M '07