



MIAMI HURRICANES

Twitter: @CanesWBB | Instagram: @CanesWBB | Facebook: /CanesWBB

2 BACK-TO-BACK

Miami will play a pair of games on back-to-back days for the third time this season. The Canes have split both series so far.

3 DOMINATE THE GLASS

The Canes eclipsed the 50-rebound mark for the third time this season, tallying 58 against Binghamton.

5 DOUBLE-DOUBLE QUEEN

Redshirt senior Beatrice Mompremier tallied her fifth double-double of the season on Friday.

9 THE PRESSURE IS ON

The Canes are averaging 9.1 steals per game this season, good for third in the Atlantic Coast Conference.

18 HOME SWEET HOME

Over the last five years, the Hurricanes have only lost 18 games when playing at home.

20 HAPPY HOLIDAYS

Miami is set to host the 20th annual Miami Holiday Classic beginning on Friday. The tournament dates back to 1999-00.

52 PAINT PRESENCE

The Canes dominated the paint against Binghamton, scoring a resounding 52 points inside.

GAME 11 | DEC. 21, 2019 • 11 A.M. • CORAL GABLES, FLA.



RV/RV MIAMI (FL) HURRICANES (7-3, 0-0 ACC)

Head Coach: Katie Meier (Duke, 1989 [B.A.], 1990 [M.A.]

Record at UM: 284-175 (15th season), Career Record: 360-220 (19th season)

VS



WASHINGTON STATE COUGARS (7-4, 0-0 PAC-12)

Head Coach: Kamie Ethridge (Texas, 1986)

Record at WSU: 10-21 (second season), Career Record: 99-69 (sixth season)

SERIES HISTORY

The Hurricanes and the Cougars are meeting for the first time in program history on Friday. Miami is 2-2 all-time against teams from the state of Washington including series splits with Gonzaga and Washington.

BROADCAST INFORMATION

ACC Network Extra • Play-by-Play: Kyle Sielaff • Color: Megan Perry | <https://es.pn/2MdHoLT>
WVUM 90.5 FM • Alex Valerias • Josh White | WVUM.org

NEWS & NOTES

NON-CONFERENCE ACTION

Miami closes out its non-conference slate this week with two games over the next two days. The Canes have the opportunity to finish the non-conference schedule at 8-3 should they tally two more wins this week. Miami is 675-436 (.607) all-time in non-conference games and 151-41 (.748) under current head coach Katie Meier.

BACK IN ACTION

Redshirt junior Iggy Allen tallied her first career basket as a Cane on Friday afternoon, recording three points in the game against UNC Asheville. Allen transferred from Mississippi State following the fall 2018 semester and sat out the past year due to NCAA transfer rules.

TOUGH SLATE

The Canes are no stranger to tough competition having faced three top-20 opponents so far this season. Miami's only three losses this year have come to teams who rank in the top-15 in RPI (rating percentage index) in the nation (Oregon St. - 4, DePaul - 11, Indiana - 15). The Hurricanes sit at No. 14 in the nation for strength of schedule this season.

WELCOME TO MIAMI

The Hurricanes have historically succeeded when playing in front of the home crowd. Miami is just six wins away from the 500-home win mark, sitting at 496-186 (.715) all-time at home. Under Katie Meier, the Canes have historically dominated teams in Coral Gables, boasting a .732 win percentage (189-68). Over the past five years, Miami has lost just 18 games when playing at home.

HOLIDAY TOURNEY TIME

Miami competes in its third tournament of the season on Friday, hosting the 20th annual Miami Holiday Classic. The Canes have also appeared in the Maggie Dixon Classic and the Miami Thanksgiving Tournament this season. Miami is 3-2 in tournament games so far, and has placed two players on All-Tournament Teams (Beatrice Mompremier - Maggie Dixon and Miami Thanksgiving, Kelsey Marshall - Maggie Dixon.)

2019-20 SCHEDULE

DATE	OPPONENT	TIME/SCORE (TV)
NOV 10	JACKSON STATE	W, 83-68
NOV 13	NORTH FLORIDA	W, 78-55
NOV 17	IUPUI	W, 75-65
Nov 22	NC A&T [^]	W, 68-67
Nov 23	#19/20 DEPAUL [^]	L, 89-83
NOV 29	#7/5 OREGON STATE#	L, 75-53
NOV 30	MIAMI (OH)#	W, 80-62
DEC 4	#14/16 INDIANA+	L, 58-45
DEC 17	BINGHAMTON	W, 79-56
DEC 20	UNC ASHEVILLE%	W, 75-46
DEC 21	WASHINGTON STATE*	11 AM (ACCNX)
DEC 29	WAKE FOREST*	2 PM (ACCN)
Jan 2	Georgia Tech*	7 PM (ACCNX)
JAN 5	#8/8 FLORIDA STATE*	2 PM (RSN)
JAN 9	#7/7 LOUISVILLE*	8 PM (ACCN)
JAN 12	SYRACUSE*	12 PM (ACCN)
Jan 16	North Carolina*	6 PM (ACCNX)
Jan 19	Notre Dame*	1 PM (ESPN2/ACCN)
JAN 23	CLEMSON*	6 PM (ACCN)
Jan 26	#8/8 Florida State*	2 PM (ACCN)
JAN 30	GEORGIA TECH*	6 PM (ACCN)
Feb 2	Virginia Tech*	2 PM (ACCNX)
FEB 9	DUKE*	2 PM (ESPN2/ACCN)
Feb 13	Virginia*	7 PM (ACCNX)
Feb 16	Clemson*	1 PM (ESPN2/ACCN)
FEB 20	#9/9 NC STATE*	8 PM (ACCN)
Feb 23	Boston College*	4 PM (RSN)
Feb 27	Wake Forest*	7 PM (ACCNX)
MAR 1	PITTSBURGH*	3 PM (ACCNX)

BOLD CAPS - home game, played at the Watsco Center in Coral Gables, Fla.

[#/#] - Miami's Associated Press Poll/USA TODAY Coaches Poll rankings

* - ACC game

[^] - Maggie Dixon Classic (Chicago, Ill.)


- Miami Thanksgiving Tournament (Coral Gables, Fla.)

+ - ACC/Big Ten Challenge (Coral Gables, Fla.)

% - Miami Holiday Classic (Coral Gables, Fla.)

All times Eastern and subject to change

PROJECTED STARTERS

4	ENDIA BANKS 5-9 G Jr. Duluth, Ga.		CAREER HIGHS Points: 23 Rebounds: 10 Assists: 8	Steals: 5 Blocks: 1 Minutes: 36
	5	MYKEA GRAY 5-4 G Jr. Upper Marlboro, Md.		CAREER HIGHS Points: 27 Rebounds: 7 Assists: 6
15		JAMIR HUSTON 6-0 F So. Cleveland, Ohio		CAREER HIGHS Points: 10 Rebounds: 13 Assists: 4
	20	KELSEY MARSHALL 5-9 G Jr. Davie, Fla.		CAREER HIGHS Points: 22 Rebounds: 8 Assists: 6
32		BEATRICE MOMPREMIER 6-4 F R-Sr. Miami, Fla.		CAREER HIGHS Points: 31 Rebounds: 21 Assists: 4

ATHLETIC COMMUNICATIONS

WBB Contact: Megan Barnes
Email: meganbarnes@miami.edu
Office Phone: 305-284-6797
Cell Phone: 630-651-8801



QUICK FACTS

UNIVERSITY INFORMATION

Location	Coral Gables, Fla.
Enrollment	17,348
Founded	1925
Nickname	Hurricanes
Colors	Orange, Green and White
President	Dr. Julio Frenk
Director of Athletics	Blake James
Faculty Athletics Representative	Dr. Marvin Dawkins
Conference	Atlantic Coast Conference
Arena / Capacity	Watsco Center / 7,972
Ticket Office Phone	1-800-GO-CANES
Press Room Phone	305-284-2111
Website	HurricaneSports.com
Mailing Address	5821 San Amaro Drive, Coral Gables, FL 33146

COACHING STAFF

Head Coach	Katie Meier (Duke, '89 [B.A.], '90 [M.A.])
Record at Miami	284-175 (15th season)
Career Record	360-220 (19th season)
Assistant Coach	Octavia Blue (Miami '98)
Assistant Coach	Tia Jackson (Iowa '95)
Assistant Coach	Fitzroy Anthony (Palm Beach Atlantic '08)
Dir. of Ops / Coord. of Recruiting	Lionette Hall (CSU-Northridge '94)
Director of Ops & Special Projects	Margie Gill (Florida '03)
Ops. Asst. / Analytics & Player Development	Josh Wathen (UNF '18)
Video Coordinator	Noelle Cobb (La Verne '16)

PROGRAM INFORMATION

PROGRAM HISTORY

First Year of Basketball	1972-73
All-Time Record	790-549 (.590)
All-Time ACC Record	115-113 (.504)
NCAA Tournament Apps.	14 (last, 2019)
Last NCAA Opponent	Arizona St., 2019 (L, 57-55, 2nd Round)
WNIT Appearances	Six (last, 2014)
Last WNIT Opponent	Stetson, 2014 (L, 70-63, First Round)

TEAM INFORMATION

2018-19 Overall Record	25-9 (17-3 H, 6-5 A, 2-1 N)
ACC Record / Finish	12-4 / 4th
Letter Winners Returning / Lost	6 / 5
Starters Returning / Lost	3 / 2
Newcomers	5 (plus 2 eligible transfers)

RETURNING STARTERS	POS	PPG	RPG	APG
Beatrice Mompremier	F	16.7	12.2	0.9
Mykea Gray	G	12.6	2.1	2.2
Kelsey Marshall	G	7.8	2.3	1.8

KEY LOSSES (5.0+ PPG)	POS	PPG	RPG	APG
Emese Hof (<i>graduation</i>)	C	14.2	8.3	1.9
Laura Cornelius (<i>professional</i>)	G	10.1	3.4	4.1

RETURNING NUMBERS	AVG	PCT
Points	44.7	.608
Rebounds (<i>includes team rebounds</i>)	27.8	.657
Assists	8.6	.563
Blocks	1.5	.386
Steals	4.1	.631
Starts	100 of 170	.588

10 STRAIGHT POSTSEASONS

Miami has now made the postseason in each of the last 10 years, tripling the program's prior top streak of three, which was set from 2002 to 2004.

- 2009-10: WNIT Finals (22-14, 4-10 ACC)
- 2010-11: NCAA Tournament Second Round (28-5, 12-2 ACC)
- 2011-12: NCAA Tournament Second Round (26-6, 14-2 ACC)
- 2012-13: NCAA Tournament First Round (21-11, 11-7 ACC)
- 2013-14: WNIT First Round (16-15, 8-8 ACC)
- 2014-15: NCAA Tournament Second Round (20-13, 8-8 ACC)
- 2015-16: NCAA Tournament First Round (24-9, 10-6 ACC)
- 2016-17: NCAA Tournament Second Round (24-9, 10-6 ACC)
- 2017-18: NCAA Tournament First Round (21-11, 10-6 ACC)
- 2018-19: NCAA Tournament Second Round (25-9, 12-4 ACC)

the matchup

• Miami wraps up non-conference play on Saturday when it hosts Washington State for the Canes' final game of the Miami Holiday Classic. The game will tipoff at 11 a.m. and will air on ACC Network Extra with Kyle Sielaff and Megan Perry on the call. Fans can also listen to the game on WVUM 90.5.

• The Hurricanes and the Cougars are meeting for the first time in program history on Saturday. Miami is 2-2 all-time against teams from the state of Washington, including a 1-1 split with both Gonzaga and Washington.

last time out

• The Canes put on a defensive show on Friday afternoon, defeating the UNC Asheville Bulldogs, 75-46, in the opening game of the Miami Holiday Classic.

• Miami held UNC Asheville to just 46 points in the contest, almost 20 points lower than their scoring average of 64.7 points per game. The Canes shut down the Bulldogs' offense in the second quarter, allowing no points in the frame, a first in program history since changing to the quarter system in 2015.

• For the second game in a row, redshirt senior Beatrice Mompremier recorded a double-double, pouring in 17 points on 8-of-11 shooting to go along with 12 rebounds. The threes started to fall for the Canes as they shot 36 percent from distance, including a 3-of-5 effort by junior Kelsey Marshall.

scouting the cougars

• Washington State enters Saturday's contest at 7-4 on the season, most recently posting a 69-54 victory over Southern University to snap a three-game losing streak. Washington State and Miami will be playing for the Miami Holiday Classic championship.

• Two Cougars are averaging double-figures this season, Borislava Hristova (19.5) and Chanelle Molina (14.4). Last time out, Hristova and freshman Belle Murekatete each posted double-doubles with (19 points, 10 rebounds) and (15 points, 13 rebounds), respectively.

• As a team Washington State is averaging 69.1 points per game with a scoring margin of 4.8. The team is shooting 44.3 percent from the field and a .337 mark from 3-point range.

#QueenBea

• Miami forward Beatrice Mompremier has dominated the court so far this season, averaging 17.3 points and 9.6 rebounds per game in 2019-20. The redshirt senior is one of two players in the ACC to rank in the top six in both scoring (fourth) and rebounding (sixth). Mompremier also sits in the top 10 among league players in field goal percentage (fifth - .540), blocks per game (eighth - 1.50) and offensive rebounds per game (second - 3.50).

• The Miami native is one of five ACC players to eclipse the 30-point mark in a game this season, pouring in 31 points at DePaul on Nov. 23, 2019.

• Mompremier has earned several accolades this season including ACC Co-Player of the Week, Maggie Dixon Classic All-Tournament Team and Miami Thanksgiving Tournament All-Tournament Team.

HURRICANE LEADERS

Led Team in Points

	Season	Career
Mykea Gray	1	17
Beatrice Mompremier	5	16
Endia Banks	2	7
Kelsey Marshall	2	4

Consecutive Games in Double Figures

	Season	Career
Beatrice Mompremier	10	17
Mykea Gray	1	9
Kelsey Marshall	2	5
Endia Banks	1	4

Led Team in Rebounds

	Season	Career
Beatrice Mompremier	7	43
Endia Banks	5	3
Jamir Huston	2	2
Mykea Gray	1	1
Taylor Mason	1	1
Kelsey Marshall	1	1
Brianna Jackson	1	1

20-Point Games

	Season	Career
Beatrice Mompremier	2	11
Mykea Gray	1	10
Endia Banks	1	1
Kelsey Marshall	1	1

Double-Figure Scoring Games

	Season	Career
Beatrice Mompremier	10	61
Mykea Gray	5	45
Kelsey Marshall	6	35
Endia Banks	5	17
Taylor Mason	2	2
Jamir Huston	1	1
Moulayna Johnson Sidi Baba	1	1

Double-Figure Rebounding Games

	Season	Career
Beatrice Mompremier	5	43
Endia Banks	1	1
Jamir Huston	1	1

Double-Doubles

	Season	Career
Beatrice Mompremier	5	40
Endia Banks	1	1

*includes stats from previous schools



happy holiday classic

- Miami welcomes UNC Asheville, Southern and Washington State to the Watsco Center this weekend for the 20th annual Miami Holiday Classic.
- The Canes are 32-7 since the inception of the classic in 1999-00. Three of Miami's seven losses have come to ranked opponents, including No. 4 Baylor and No. 9 Auburn.
- Miami has emerged as the winner of the Miami Holiday Classic in 12 of the 19 tournaments, most recently coming out on top during the 2016-17 season.

pac-12 programs

- The Canes have faced teams from the Pac-12 (formerly Pac-10) only a handful of times in program history. Miami is 4-10 overall against Pac-12 teams and 3-6 under head coach Katie Meier.
- When playing at home, the Hurricanes are 1-2 against Pac-12 teams. The last game against a Pac-12 opponent came just a couple of weeks ago when the Canes hosted No. 7/5 Oregon State for the Miami Thanksgiving Tournament. The Beavers came out on top 75-53 in that game.
- For the fifth time in program history, Miami will play two Pac-12 teams in the same season: 87-88, 89-90, 14-15, 18-19, 19-20.

bounce back

- The Canes have faced some challenges on the court over the last few weeks with three losses to top-20 opponents. However, Miami knows how to bounce back from losses.
- The Canes are 2-1 this season following a loss, posting double-digits in both of their victories (23 points - Binghamton, 18 - Miami (OH)).
- In 2018-19, Miami recorded a win following a loss on seven occasions. The Canes were tagged with back-to-back losses on just one instance last season.

december darlings

- Since the beginning of the 1979-80 season, Miami has historically been successful in December games. The Hurricanes boast a .663 win-percentage in November games with a 194-98 record.
- In Meier's 15 years with the Canes, Miami holds a 75-25 record (.752) in games in December. The Canes are 2-1 in December this season.

crash the boards

- Miami eclipsed the 50-rebound mark for the third time this season, totaling 58 boards against Binghamton. The Canes' 58 rebounds were the most by a Miami team since Dec. 15, 2017 when the Hurricanes hauled in 59 against Alabama State.
- The Canes rank fifth in the ACC in rebounds this season, averaging 43.6 boards per game. On the offensive glass, Miami sits tied for third with 15.2 offensive rebounds per game. Redshirt senior Beatrice Mompremier ranks sixth in the ACC in rebounds with 9.3 boards per game.

#tough20

- Head coach Katie Meier signed three 2020 prospects to NLI's on November 13:
- **Nyayongah Gony:** A 6-foot, 3-inch forward from Lincoln, Nebraska, Gony is ranked as the No. 56 overall player in the class of 2020 by ESPNW HoopGurlz. The forward comes in at No. 13 among forwards in the 2020 class and is considered the top recruit in the state of Nebraska.
- **Paula Fraile Ruiz:** Standing tall at 6-feet, 4-inches, Fraile Ruiz has a wealth of international experience, most recently competing at the FIBA U18 Women's European Championship – Division B in Sarajevo, Bosnia.
- **Naomi Mbandu:** Mbandu is currently playing at Gulf Coast State College and is considered the No. 2 junior college prospect in the nation by ASGR Basketball. A native of Tobes, France, Mbandu represented her country at the 2019 FIBA U20 Women's European Championship.

USA basketball

- USA Basketball was full of the Canes this summer as Beatrice Mompremier represented Miami at the Pan American Games in Lima, Peru. Mompremier was one of 12 players on the U.S. team and the only ACC representative.
- The U.S. took home the silver medal from Lima after posting a 4-1 record during the competition, falling to Brazil in the gold medal game, 79-73. Mompremier started all five games, averaging 12.2 points and 7.6 rebounds across the five outings.
- Mompremier and junior Mykea Gray also had the opportunity to train with USA Basketball during their training camp in Coral Gables ahead of the AmeriCup in Puerto Rico. Training camp attendees included Sue Bird, Diana Taurasi and Tina Charles.

THE POLLS

Associated Press

Rk.	Team (No. 1 votes)	Rec.	Pts.
1	Stanford (27)	8-0	747
2	Connecticut (1)	8-0	686
3	Oregon (1)	8-1	679
4	Oregon St. (1)	9-0	653
5	South Carolina	9-1	634
6	Baylor	8-1	598
7	Louisville	9-1	597
8	Florida State	9-0	550
9	NC State	9-0	490
10	UCLA	8-0	458
11	Texas A&M	8-1	438
12	Indiana	9-1	412
13	Maryland	8-2	395
14	Kentucky	10-0	386
15	Mississippi State	8-2	349
16	DePaul	9-1	302
17	Gonzaga	9-1	255
18	Arizona	10-0	235
19	Michigan St	6-2	150
20	Missouri St.	8-1	148
21	Arkansas	9-1	120
22	West Virginia	6-1	106
23	Tennessee	8-1	96
24	Michigan	9-1	79
25	Miami	5-3	56

Others receiving votes: South Dakota 46; Florida Gulf Coast 39; Minnesota 19; North Carolina 10; Ohio St. 6; Rutgers 5; Colorado 3; Texas 1; Texas Christian 1; Arizona State 1

USA Today Coaches Poll

Rk.	Team (No. 1 votes)	Rec.	Pts.
1	Stanford (28)	8-0	795
2	Connecticut (3)	8-0	745
3	Oregon	7-1	725
4	Oregon St.	8-0	703
5	Baylor	8-1	657
6	South Carolina	9-1	637
7	Louisville (1)	9-1	584
8	Florida State	9-0	566
9	NC State	9-0	544
10	UCLA	8-0	508
11	Kentucky	9-0	414
12	Maryland	8-2	413
13	Texas A&M	7-1	402
14	Mississippi State	8-2	388
15	Indiana	8-1	381
16	DePaul	7-1	324
17	Gonzaga	8-1	281
18	Missouri St.	8-1	277
19	Arizona	9-0	230
20	Arkansas	8-1	168
21	South Dakota	9-1	124
22	Michigan	8-1	118
23	Michigan St	6-2	115
24	Tennessee	7-1	95
25	West Virginia	6-1	75

Others receiving votes: Florida Gulf Coast 46; Miami 23; Princeton 14; Minnesota 13; Arizona State 12; Creighton 6; Northwestern 5; Rutgers 3; Louisiana State 3; Drake 3; South Florida 1; Ohio St. 1; Iowa State 1

*updated 12/11/19

acc standings

Team	ACC Rec.	ACC Pct.	Overall Rec.	Overall Pct.	Win Streak
Florida State	1-0	1.000	11-0	1.000	W11
Duke	1-0	1.000	7-3	0.700	W1
NC State	0-0	0.000	10-0	1.000	W10
Louisville	0-0	0.000	10-1	0.909	W2
Georgia Tech	0-0	0.000	8-1	0.889	W3
North Carolina	0-0	0.000	8-1	0.889	L1
Virginia Tech	0-0	0.000	8-1	0.889	W2
Miami	0-0	0.000	6-3	0.667	W1
Syracuse	0-0	0.000	5-4	0.556	W1
Wake Forest	0-0	0.000	5-4	0.556	W1
Virginia	0-0	0.000	4-5	0.444	L2
Notre Dame	0-0	0.000	5-7	0.417	L3
Pitt	0-0	0.000	3-7	0.300	L3
Boston College	0-1	0.000	6-5	0.545	W1
Clemson	0-1	0.000	4-7	0.364	W1



NCAA STATS

Team	Category (Value)	NCAA	ACC
Assist Turnover Ratio (0.71)	217	12	
Assists (126)	169	12	
Assists Per Game (14.0)	129	10	
Blocked Shots (33)	138	11	
Blocked Shots Per Game (3.7)	120	8	
Fewest Fouls (171)	195	9	
Fewest Turnovers (177)	265	11	
FG Percentage (42.2)	102	11	
FG Percentage Defense (38.2)	129	12	
Free Throw Attempts (191)	72	7	
Free Throws Made (126)	102	9	
Free-Throw Percent (66.0)	231	11	
Personal Fouls Per Game (19.0)	252	12	
Rebound Margin (10.0)	29	7	
Rebounds (392)	121	12	
Rebounds Per Game (43.56)	29	5	
Scoring Defense (66.1)	200	12	
Scoring Margin (5.3)	135	11	
Scoring Offense (71.4)	89	10	
Steals (82)	148	5	
Steals Per Game (9.1)	119	3	
3-Point FG Defense (30.0)	149	11	
3-Point FG Made (57)	163	8	
3-Point FG Per Game (6.3)	155	7	
3-Point FG Percentage (31.1)	178	11	
Turnover Margin (-2.89)	290	12	
Turnovers Forced (16.78)	185	7	
Turnovers Per Game (19.7)	305	14	
Won-Lost Percentage (66.7)	96	8	

Individual (Top-75 Nationally)

Category (Value) NCAA .ACC

Double-Doubles

Beatrice Mompremier (4)..... 39 6

Points Per Game

Beatrice Mompremier (17.3)..... 71 4

Rebounds Per Game

Beatrice Mompremier (9.3)..... 58 6

*updated 12/19/19

preseason accolades

- Miami forward Beatrice Mompremier racked up the preseason awards ahead of the 2019-20 campaign:
 - 2019 ACC Preseason Player of the Year
 - 2019 Preseason AP All-American
 - Lisa Leslie Center of the Year Award
 - Wooden Award Top 30
 - Naismith Trophy Top 50

• As a team, the Canes were picked to finish fourth in the ACC by league coaches, and fifth by the Blue Ribbon Panel.

family tradition

• **Siblings:** Three Hurricanes have older brothers who played college basketball. Kelsey Marshall's brother, Kyle, was a three-year starter at Butler and made the 2011 NCAA title game. Taylor Mason's brother, Nate, was a First Team All-Big Ten pick at Minnesota in 2016-17. Beatrice Mompremier's brother, Wadly, played at Ohio for three years and at Arkansas-LR for one. Iggy Allen's sister, Alicia Mardis, play basketball at Arkansas Tech.

• **Parents:** Four other Miami players have direct relatives who play(ed) basketball. Jacaira Allen's sister, Alicia Mardis, is on the team at Arkansas Tech after spending two years at Kilgore College. Brianna Jackson's father played semi-pro basketball while Sydnee Roby's mother played collegiate ball at Grambling State and Howard University. Roby's mom, Essie Washington, also played professional basketball for the Virginia Wave of the WABA.

• **Cousins:** Sydnee Roby's cousin, Ericka Haney, started on Notre Dame's 2001 national championship team.

VS. 2019-20 OPPONENTS

OPPONENT	REC.	STRK	LAST MEETING
Arkansas State	N/A		
Binghamton	3-0	W3	12/19/09, W, 68-52
Boston College	28-17	W5	1/27/19, W, 76-73
Clemson	11-7	L1	1/10/19, L, 76-67
DePaul	N/A		
Duke	4-14	W2	1/17/19, W, 58-50
Florida State	15-45	W1	2/24/19, W, 64-54
Georgia Tech	16-14	W1	2/28/19, W, 69-56
Indiana	2-1	W1	12/20/15, W, 89-75
Louisville	2-4	W1	2/17/19, W, 79-73
Miami (OH)	2-0	W2	11/20/10, W, 96-64
NC A&T	2-0	W2	3/25/10, W, 84-77
North Carolina	10-13	W4	1/20/19, W, 76-68
UNC-Asheville	N/A		
NC State	11-11	L1	3/3/19, L, 70-68
Notre Dame	5-19	W1	2/7/19, W, 72-65
Oregon State	N/A		
Pittsburgh	22-9	W5	2/10/19, W, 65-51
Syracuse	20-10	L1	3/8/19, L, 92-85
Virginia	10-9	W3	2/3/19, W, 72-59
Virginia Tech	21-7	L1	2/21/19, L, 73-65
Washington St.	N/A		
Wake Forest	12-9	W2	1/6/19, W, 72-57

*All information is as of the start of the 2019-20 season

meier's miami

• In 14 seasons at Miami, Katie Meier has led the team to a 283-175 mark, including a 211-91 mark since 2010-11. She is one of only two coaches in Hurricane program history with over 250 career wins. Additionally, she leads all Miami women's basketball coaches in winning percentage at The U (.618).

• On June 14, 2019, UM Director of Athletics Blake James announced a one-year contract extension for Katie Meier through 2024-25.

GAME-BY-GAME BREAKDOWN

Date	Opponent	Site	Time	TV	Jersey	Tip-off	Attend.	Result
N10	Jackson State	Coral Gables, Fla.	3 p.m.	ACCNX	White	Miami	917	W, 83-68
N13	North Florida	Coral Gables, Fla.	11 a.m.	ACCNX	Orange	Miami	4,017	W, 78-55
N17	IUPUI	Coral Gables, Fla.	1 p.m.	ACCNX	White	Miami	863	W, 74-65
N22	NC A&T	Chicago, Ill.	2 ³⁰ p.m.		White	Miami	3,062	W, 68-67
N23	DePaul	Chicago, Ill.	3 ³⁰ p.m.		Green	Miami	1,608	L, 89-83
N29	Oregon State	Coral Gables, Fla.	2 p.m.	ACCNX	White	Miami	1,336	L, 75-53
N30	Miami (OH)	Coral Gables, Fla.	4 ³⁰ p.m.	ACCNX	Orange	Miami	823	W, 80-62
D4	Indiana	Coral Gables, Fla.	6 p.m.	ACCN	White	Miami	848	L, 58-45
D17	Binghamton	Coral Gables, Fla.	7 p.m.	ACCNX	Orange	Miami	983	W, 79-56
D20	UNC Asheville	Coral Gables, Fla.	12 p.m.	ACCNX	White	Miami	733	W, 75-46
D21	Washington St.	Coral Gables, Fla.	11 a.m.	ACCNX				
D29	Wake Forest*	Coral Gables, Fla.	2 p.m.	ACCN				
J2	Georgia Tech*	Atlanta, Ga.	7 p.m.	ACCNX				
J5	Florida State*	Coral Gables, Fla.	2 p.m.	RSN				
J9	Louisville*	Coral Gables, Fla.	8 p.m.	ACCN				
J12	Syracuse*	Coral Gables, Fla.	12 p.m.	ACCN				
J16	North Carolina*	Chapel Hill, N.C.	6 p.m.	ACCNX				
J19	Notre Dame*	South Bend, Ind.	1 p.m.	ESPN2/ACCN				
J23	Clemson*	Coral Gables, Fla.	6 p.m.	ACCN				
J26	Florida State*	Tallahassee, Fla.	2 p.m.	ACCN				
J30	Georgia Tech*	Coral Gables, Fla.	6 p.m.	ACCN				
F2	Virginia Tech*	Blacksburg, Va.	2 p.m.	ACCNX				
F9	Duke*	Coral Gables, Fla.	2 p.m.	ESPN2/ACCN				
F13	Virginia*	Charlottesville, Va.	7 p.m.	ACCNX				
F16	Clemson*	Clemson, S.C.	1 p.m.	ESPN2/ACCN				
F20	NC State*	Coral Gables, Fla.	8 p.m.	ACCN				
F23	Boston College*	Chestnut Hill, Mass.	4 p.m.	RSN				
F27	Wake Forest*	Winston-Salem, N.C.	7 p.m.	ACCNX				
M1	Pittsburgh*	Coral Gables, Fla.	3 p.m.	ACCNX				



MIAMI HURRICANES

numerical

No.	Name	Pos.	Ht.	Yr.	Hometown/HS/Previous
0	Kenza Salgues	G	5-9	Fr.	Montpellier, France / INSEP
1	Moulayna Johnson Sidi Baba	G/F	6-0	Fr.	Årsta, Sweden / Solna Gymnasium
3	Destiny Harden	F	6-0	R-So.	Chicago, Ill. // West Virginia
4	Endia Banks	G	5-9	Jr.	Duluth, Ga. / Duluth
5	Mykea Gray	G	5-4	Jr.	Upper Marlboro, Md. / National Christian Academy
12	Iggy Allen	G	5-10	R-Jr.	Pompano Beach, Fla. // Mississippi State
13	Taylor Mason	G	5-9	Jr.	Decatur, Ga. / Norcross
15	Jamir Huston	F	6-0	So.	Cleveland, Ohio / John Hay
20	Kelsey Marshall	G	5-9	Jr.	Davie, Fla. / Miami Country Day School
21	Brianna Jackson	F	6-3	Fr.	Virginia Beach, Va. / Princess Anne
22	Yasmeen Chang	G	5-9	Fr.	Naples, Fla. / Gulf Coast
32	Beatrice Mompremier	F	6-4	R-Sr.	Miami, Fla. // Baylor
44	Sydnee Roby	C	6-3	Fr.	Milwaukee, Wis. / Rufus King

alphabetical

No.	Name	Pos.	Ht.	Yr.	Hometown/HS/Previous
12	Iggy Allen	G	5-10	R-Jr.	Pompano Beach, Fla. // Mississippi State
4	Endia Banks	G	5-9	Jr.	Duluth, Ga. / Duluth
22	Yasmeen Chang	G	5-9	Fr.	Naples, Fla. / Gulf Coast
5	Mykea Gray	G	5-4	Jr.	Upper Marlboro, Md. / National Christian Academy
3	Destiny Harden	F	6-0	R-So.	Chicago, Ill. // West Virginia
15	Jamir Huston	F	6-0	So.	Cleveland, Ohio / John Hay
21	Brianna Jackson	F	6-3	Fr.	Virginia Beach, Va. / Princess Anne
1	Moulayna Johnson Sidi Baba	G/F	6-0	Fr.	Årsta, Sweden / Solna Gymnasium
20	Kelsey Marshall	G	5-9	Jr.	Davie, Fla. / Miami Country Day School
13	Taylor Mason	G	5-9	Jr.	Decatur, Ga. / Norcross
32	Beatrice Mompremier	F	6-4	R-Sr.	Miami, Fla. // Baylor
44	Sydnee Roby	C	6-3	Fr.	Milwaukee, Wis. / Rufus King
0	Kenza Salgues	G	5-9	Fr.	Montpellier, France / INSEP

basketball staff

- Head Coach:** Katie Meier (Duke '89 [B.A.] & '90 [M.A.], 15th season)
Assistant Coach: Octavia Blue (Miami '98, eighth season)
Assistant Coach: Tia Jackson (Iowa '95, fifth season)
Assistant Coach: Fitzroy Anthony (Palm Beach Atlantic '08, fifth season)
Director of Ops. & Special Projects: Margie Gill (Florida '03, sixth season)
Director of Ops. / Coordinator of Recruiting: Lonneta Hall (CSU-Northridge '94, 13th season)
Operations Assistant / Analytics & Player Development: Josh Wathen (UNF '18, first season)
Video Coordinator: Noelle Cobb (La Verne '17, first season)
Athletic Trainer: Natalie Fontela (Miami '13, fourth season)
Strength & Conditioning Coach: Brandi Walker (Towson '08 [B.S.] & George Washington '12 [M.S.]

PRONUNCIATION GUIDE

Jacaira Allen:	Juh-KAI-ruh
Endia Banks:	IN-Dee-Uh (like the country)
Mykea Gray:	My-KEY-Uh
Jamir Huston:	Juh-MEER...HUE-stin (like the city)
Brianna Jackson:	Bree-AHN-ah
Moulayna Johnson Sidi Baba:	Moo-LAY-nah...See-dee...Bah-bah
Katie Meier:	MY-Urr
Beatrice Mompremier:	MOM-Prih-Meer
Sydnee Roby:	ROH-bee
Kenza Salgues:	SAHL-gh

roster breakdown

By Class

Seniors	1
Beatrice Mompremier	
Juniors	5
Iggy Allen	
Endia Banks	
Mykea Gray	
Kelsey Marshall	
Taylor Mason	
Sophomores	2
Destiny Harden	
Jamir Huston	
Freshmen	5
Yasmeen Chang	
Brianna Jackson	
Moulayna Johnson Sidi Baba	
Sydnee Roby	
Kenza Salgues	

By Position

Guards	7
Iggy Allen	
Endia Banks	
Yasmeen Chang	
Mykea Gray	
Kelsey Marshall	
Taylor Mason	
Kenza Salgues	
Forwards	5
Destiny Harden	
Jamir Huston	
Brianna Jackson	
Moulayna Johnson Sidi Baba	
Beatrice Mompremier	
Center	1
Sydnee Roby	

By State/Country

Florida	4
Iggy Allen	
Yasmeen Chang	
Kelsey Marshall	
Beatrice Mompremier	
France	1
Kenza Salgues	
Georgia	1
Endia Banks	
Taylor Mason	
Maryland	1
Mykea Gray	
Illinois	1
Destiny Harden	
Ohio	1
Jamir Huston	
Sweden	1
Moulayna Johnson Sidi Baba	
Virginia	1
Brianna Jackson	
Wisconsin	1
Sydnee Roby	



last time it happened

RECORD WHEN

At home	6-2
On the road	0-1
Neutral site	1-0
Scoring 90-plus points	0-0
Scoring 80-plus points	2-1
Scoring 70-plus points	5-1
Scoring 60-plus points	7-1
Scoring under 60 points	0-2
Allowing under 60 points	2-1
Allowing under 50 points	1-0
Allowing under 40 points	0-0
Leading at halftime	6-0
Trailing at halftime	0-2
Tied at halftime	1-1
Outrebounding opponent	5-2
Outrebounded by opponent	0-1
Rebounds tied	1-0
Higher field goal percentage	6-1
Lower field goal percentage	1-2
Field goal percentage tied	0-0
Fewer turnovers	3-0
More turnovers	3-2
Turnovers tied	1-1
40-plus field goal percentage	6-1
Under 40 field goal percentage	1-2
30-plus 3-point field goal percentage	5-1
Under 30 3-point field goal percentage	2-2
90-plus free throw percentage	0-0
80-plus free throw percentage	2-0
70-plus free throw percentage	3-1
Under 70 free throw percentage	4-2
20-plus 3-point attempts	5-1
Under 20 3-point attempts	2-1
More free throw attempts	5-3
Fewer free throw attempts	2-0
Free throw attempts tied	0-0
More made free throws	3-3
Fewer made free throws	4-0
Made free throws tied	0-0
40-plus free throw attempts	0-0
30-plus free throw attempts	1-1
20-plus free throw attempts	3-2
Under 20 free throw attempts	4-1
20-plus turnovers forced	3-0
15-plus turnovers forced	4-1
10-plus turnovers forced	7-3
Under 10 turnovers forced	0-0
15-plus turnovers	5-3
Under 15 turnovers	2-0
20-plus assists	1-0
15-plus assists	6-0
Under 15 assists	1-3
More 3-pointers made	5-0
Fewer 3-pointers made	2-3
3-pointers made tied	0-0
One possession games	1-0
Final margin 10 or more points	5-2
Final margin fewer than 10 points	2-1
Final margin fewer than 5 points	1-0
Overtime game	0-0
With a 30-point scorer	0-1
With a 20-point scorer	1-1
With a 10-plus rebounder	5-1
Versus ranked opponents	0-3
Wearing white jerseys	4-2
Wearing orange jerseys	3-0
Wearing green jerseys	0-1
On Sundays	2-0
On Mondays	0-0
On Tuesdays	1-0
On Wednesdays	1-1
On Thursdays	0-0
On Fridays	2-1
On Saturdays	1-1
Day games	5-2
Night games	2-1

MIAMI INDIVIDUAL

Scored 20-29 points	Beatrice Mompremier (31), Kelsey Marshall (22) at [19/20] DePaul (11/23/19)
Scored 30-39 points	Beatrice Mompremier (31) at [19/20] DePaul (11/23/19)
Scored 40+ points	Renee Taylor (42) at Houston (12/19/05)
Consecutive 20-point games	Beatrice Mompremier (27 vs. Syracuse, 21 vs. FGCU) (3/8-3/22)
Made 10-14 field goals	Beatrice Mompremier (12) at [19/20] DePaul (11/23/19)
Made 15+ field goals	Tamara James (17) vs. Fairfield (12/28/04)
Made six 3-point field goals	Mykea Gray (6) at Virginia Tech (2/21/19)
Made seven-plus 3-point field goals	Sarah Mortensen (8) at FIU (11/6/18)
Made 10-14 free throws	Emese Hof (11) at [13/14] Syracuse (1/23/19)
Made 15+ free throws	Desma Thomas (16) vs. Georgetown (2/25/97)
Had 15-19 rebounds	Beatrice Mompremier (18) at [19/20] DePaul (11/23/19)
Had 20+ rebounds	Beatrice Mompremier (22) vs. [22/20] Arizona State (3/24/19)
Had 10+ assists	Laura Cornelius (10) at No. 13/14 Syracuse (1/23/19)
Had 5-9 steals	Mykea Gray (5) vs. NC A&T (11/22/19)
Had 5+ blocks	Emese Hof (5) vs. Clemson (1/10/19)
Had a double-double	Mompremier (17 pts, 12 reb) vs. UNC Asheville (12/20/19)
20 points and 20 rebounds	Beatrice Mompremier (24 pts, 21 reb) vs. [11/11] Marquette (11/15/18)

MIAMI TEAM

Scored 80-89 points	80 vs. Miami (OH) (11/30/19)
Scored 90-99 points	90 vs. Vanderbilt (12/20/18)
Scored 100+ points	103 vs. Florida A&M (12/28/18)
Scored 100+ points in a conference game	100 vs. North Carolina (1/26/17)
Had 50-59 rebounds	58 vs. Binghamton (12/17/19)
Made 30-34 field goals	32 vs. Binghamton (12/17/19)
Made 35-39 field goals	36 vs. Florida A&M (12/28/18)
Made 40+ field goals	41 vs. UL-Monroe (12/16/11)
Made 10-14 3-point field goals	11 vs. Jackson State (11/10/19)
Made 15+ 3-point field goals	16 vs. Alabama (12/21/18)
Made 20-29 free throws	23 at [19/20] DePaul (11/23/19)
Made 30 free throws	34 vs. Boston College (1/27/19)
Dished 20-25 assists	24 vs. Vanderbilt (12/20/18)
Dished 25-29 assists	26 vs. Alabama (12/21/18)
Dished 30+ assists	30 vs. Prairie View A&M (11/17/11)
Recorded 15-19 steals	15 vs. NC A&T (11/22/19)
Recorded 20+ steals	22 vs. North Carolina (2/8/12)
Posted 10+ blocks	10 vs. NC A&T (11/22/19)
Four players with 10+ points	Mompremier (18), Gray (15), Banks (12), Marshall (11) vs. Binghamton (12/17/19)
Five players with 10+ points	Hof (22), Mompremier (17), Marshall (17), Cornelius (11), Huston (10) vs. Florida A&M (12/28/18)
Two players with 20+ points	Endia Banks (23), Beatrice Mompremier (20) vs. IUPUI (11/17/19)
Two players with double-figure rebounds	Emese Hof (12), Beatrice Mompremier (10) vs. FGCU (3/22/19)
Two players with double-doubles	Mompremier (21 pts, 10 reb), Hof (10 pts, 12 reb) vs. FGCU (3/22/19)
Won by 30-39 points	30 vs. Virginia Tech (2/25/18)
Won by 40-49 points	49 vs. Florida A&M (12/28/18)
Won by 50+ points	51 at FIU (11/6/18)
Won in overtime	94-89 (OT) at [9/10] Ohio State (12/1/16)
Lost in overtime	72-67 (OT) vs. Florida State (3/6/14)
Defeated a ranked opponent	79-73 at [2/2] Louisville (2/17/19)
Lost to a ranked opponent	58-35 vs. [14/16] Indiana (12/4/19)
Defeated a top 6-10 opponent	56-54 vs. [8/12] Florida State (3/3/17)
Lost to a top 6-10 opponent	75-53 vs. [7/5] Oregon State (11/29/19)
Defeated a top-5 opponent	79-73 at [2/2] Louisville (2/17/19)
Lost to a top-5 opponent	75-53 vs. [7/5] Oregon State (11/29/19)

MIAMI OPPONENT

Scored 80-89 points	89 at [19/20] DePaul (11/23/19)
Scored 90-99 points	90 vs. Central Michigan (12/30/18)
Scored 100+ points	105 vs. [13/12] Florida State (1/11/18)
Won by 30-39 points	38 vs. [13/12] Florida State (1/11/18)
Won by 40-49 points	40 vs. [5/5] Maryland (1/31/08)
Won by 50+ points	58 vs. [1/1] Maryland (1/10/07)
Individual scored 30-39 points	Paris Kea (31) vs. North Carolina (2/4/18)
Individual scored 40+ points	Monique Currie (43) vs. Duke (2/19/06)
Individual had 15-19 rebounds	Regan Magarity (19) vs. Virginia Tech (2/21/19)
Individual had 20+ rebounds	Crystal Langhorne (22) vs. Maryland (2/17/05)
Individual had 10+ assists	Kennedy Leonard (13) vs. Colorado (12/2/18)
Individual had 5+ steals	Lauren Dickerson (6) vs. Miami (OH) (11/30/19)
Individual had 5+ blocks	Brianna Turner (5) vs. Notre Dame (2/7/19)



HEAD COACH KATIE MEIER

15TH SEASON | DUKE, 1989 (B.A.) | DUKE, 1990 (M.A.)

Hometown: Wheaton, Ill. | Head Coach: Charlotte, 2001-05 | Miami, 2005-pres.

MEIER'S CAREER

Assistant Coach	
1993-94	UNC Asheville
1994-99	Tulane
Associate Head Coach	
1999-2001	Tulane
Head Coach	
2001-05	Charlotte
2005-pres.	Miami

EDUCATION

Wheaton Central High School, 1985
 Duke University, 1989
 B.A. English (Literature)
 Duke University, 1990
 M.A. English (Teaching English)

NCAA APPEARANCES

2003 - Charlotte - First Round
 2011 - Miami - Second Round
 2012 - Miami - Second Round
 2013 - Miami - First Round
 2015 - Miami - Second Round
 2016 - Miami - First Round
 2017 - Miami - Second Round
 2018 - Miami - First Round

WNIT APPEARANCES

2004 - Charlotte - Second Round
 2005 - Charlotte - First Round
 2006 - Miami - Second Round
 2010 - Miami - Finals
 2014 - Miami - First Round

PLAYING CAREER

Wheaton Central High School, 1981-85
 Duke University, 1985-90
 BBC Mini-Flat Waregem (Belgium), 1990-93

MISCELLANEOUS

ACC Rookie of the Year, 1986
 GTE Academic All-American, 1988
 First Team All-ACC, 1990
 Kodak/WBCA District All-American, 1990
 Duke Hall of Honor Inductee, 2002
 ACC 50th Anniversary Team, 2002
 C-USA Coach of the Year, 2003
 WBCA Region 4 Coach of the Year, 2003
 ACC Legend, 2006
 Wheaton Central HS HOF Inductee, 2009
 ACC Coach of the Year, 2011
 WBCA Region 2 Coach of the Year, 2011
 AP National Coach of the Year, 2011
 USA Basketball Coach of the Year, 2013
 UM Sports HOF Inductee, 2017

Katie Meier completed her 14th season at the helm of the Hurricanes' women's basketball program in 2018-19. A well-known and respected figure in women's basketball with 18 years of head coaching experience, Meier has worked tirelessly to put her mark on Miami's program and to build a winning tradition.

In 2018-19, Meier guided her team to a 10th consecutive postseason appearance, including an eighth trip to the NCAA Tournament in the last nine years and fifth straight NCAA Tournament bid. Miami also reached 20-plus wins for the ninth time in 10 years and double-digit ACC victories for the seventh time in nine years.

Through the 2017-18 campaign, Meier has a career record of 353-217, including a 277-172 mark at Miami.

Honors and Accolades

Meier has been recognized for her coaching success numerous times throughout her career. From being named a co-recipient of the 2013 USA Basketball National Coach of the Year award following a 9-0 record and gold medal at the 2013 FIBA U19 World Championship, to being inducted into the University of Miami Sports Hall of Fame in 2017, Meier's name has become synonymous with elite basketball.

One of the most prestigious honors bestowed on Meier came at the conclusion of the 2010-11 season when she was named the Associated Press National Coach of the Year - sharing the award with Connecticut's Geno Auriemma and Stanford's Tara VanDerveer. That season, Meier led the Hurricanes into the NCAA tournament for the first time since 2004 and coached the Canes to their first NCAA Tournament win since 1993.

The Canes entered the 2010-11 season with high internal expectations, but were picked eighth in the Preseason ACC Poll. Miami exceeded all outside expectations posting a perfect 20-0 record inside BankUnited Center and finished conference play with a 12-2 record, earning their first regular season conference title since joining the league in 2004. As a result, Meier was named the ACC Coach of the Year and later would be selected as the WBCA/RUSSELL ATHLETIC Region 2 Coach of the Year, as voted on by her peers.

During the 2011-12 season, Meier coached the Canes to their highest ranking in program history at No. 5. Miami went undefeated at home for the second consecutive season, pushing the home win streak to 40 games.

Five people who have been assistants for Meier during her head coaching career have gone on to earn Division I head coaching positions: Lynn Bria (Stetson), Amanda Butler (Florida and Clemson), Darrick Gibbs (North Florida), Carolyn Kieger (Marquette) and Stephanie McCormick (Western Carolina). Additionally, 22 of Meier's players at Miami have gone on to play professionally after their college careers.

A New Era

Hired April 19, 2005, Meier was appointed by then-Miami AD Paul Dee in front of national and local media, fans, alumni and support staff, signifying the beginning of a new era.

Following an unprecedented career as one of the greatest athletes to ever play in the Atlantic Coast Conference, Meier quickly established herself in the coaching ranks. Following an impressive four-year tenure as the head coach at Charlotte where she helped bring the 49er program into national prominence, Meier made it clear that her goal was to make Miami one of the premier women's basketball programs in the country.

Creating a Winning Program

In her first season, Meier wasted little time in making the first steps towards those goals. After receiving little attention in the ACC preseason polls, the Hurricanes posted an impressive overall record of 17-13. Under Meier, Miami earned a berth into the second round of the 2006 Women's National Invitation Tournament and standout Tamara James produced one of the greatest seasons ever seen by a UM player, becoming Miami's all-time leading scorer. James was selected with the eighth overall pick in the 2006 WNBA Draft by the Washington Mystics.

Over the next two years, the Hurricanes continued to develop under Meier's direction. Miami's Renee Taylor emerged as the ACC's leading scorer in 2006-07, while Maurita Reid finished the 2007-08 campaign with 110 steals, good for second in the ACC and fifth in the NCAA.

With the No. 21-ranked incoming recruiting class, Meier and the Hurricanes saw significant improvement during the 2008-09 season. The freshman class was highlighted by McDonald's All-American Shenise Johnson of Henrietta, N.Y., and Riquna Williams from nearby Pahokee, Fla. Under Meier's guidance, Johnson was named the ACC Rookie of the Week on three occasions and was named to the ACC All-Freshmen team as well as ACC Honorable Mention. The

versatile guard/forward also led the U19 USA team to a gold medal finish in the 2009 World Championships in Bangkok, Thailand.

The 2009-10 season was one of the most successful in program history. Under Meier's vision, the Hurricanes advanced to the WNIT Championship game. Miami posted a 22-14 overall record - the first 20-win campaign since the 2002-03 season and just the eighth all-time in history. In her sophomore season, Johnson was named first team

MEIER'S CAREER RECORDS

School	Years	Overall	Conf.
Charlotte	2001-05	76-45	36-20
Miami	2005-pres.	282-175	111-103
Overall	18	360-220	147-123



All-ACC, while a healthy Riquna Williams garnered second-team honors. The tandem led Miami to a 5-1 WNIT record - the deepest postseason run in team history, with both earning all-tournament honors along the way.

Following the success of the 2009-10 campaign, Meier signed a contract extension through 2015 and the Hurricanes continued their rise in the ACC. Miami earned a conference regular season title in 2010-11 and returned to the NCAA Tournament for the first time in seven seasons. Johnson was named to four different All-America squads and became the second player in program history to be named the conference player of the year (Frances Savage - BIG EAST - 1992). Williams, along with Johnson, was named First Team All-ACC and was the conference scoring leader, posting 21.7 points per game.

Miami's dominance continued into the 2011-12 season. The Canes finished second in the conference standings with a record of 14-2 and were 26-6 overall, earning a No. 3 seed in the NCAA Tournament. UM also defeated the eventual conference tournament champion, Maryland, both times they played in the regular season.

Seniors Shenise Johnson and Riquna Williams continued to shine in the ACC as the duo were second and third in the league in scoring and each were again named First Team All-ACC. Johnson was also named to the All-ACC Defensive Team for the third consecutive season and earned a place on five different All-America teams, including the WBCA squad for the second straight year. Williams earned AP All-America third team recognition in her final collegiate campaign as well.

The Hurricanes went to a school record third straight NCAA Tournament in 2012-13, earning a No. 8 seed. Meier's Hurricanes defeated two top-10 opponents during the season, besting No. 6/7 Penn State and knocking off No. 5/4 Duke on senior day, marking the first win over a team in the top four of either poll in program history and the school's first win over the Blue Devils, who went 20-1 against ACC opponents that season, including winning the ACC Tournament.

After reaching the WNIT in 2014, Meier guided the Hurricanes back to the NCAA Tournament in 2015 and the 11th-seeded Hurricanes defeated No. 6 seed Washington in the first round, before dropping their second round matchup against third-seeded Iowa, the host school.

Earlier in the 2014-15 season, Meier also led the Hurricanes to the program's first win over a team in the top four of the AP Poll. They defeated No. 4/4 Notre Dame, 78-63, the Fighting Irish's only loss in their first two years in the ACC. Sophomore guard Adrienne Motley went on to be named a consensus First Team All-ACC pick after averaging 16.9 points on 49.2 percent shooting. Meier also earned her 250th career win during the season.

In 2015-16, Meier led Miami to a 24-9 record to tie for the fifth-most wins in a season in program history. Miami received a No. 5 seed the NCAA Tournament and made its fifth appearance in the field in the past six years. The 2015-16 campaign also saw the Hurricanes beat both Duke and North Carolina in the same year for the first time. The victory at North Carolina was good for the 200th of Meier's tenure at Miami. Adrienne Motley was also tabbed as a consensus First Team All-ACC honoree for the second straight year, in addition to garnering WBCA All-America Team Honorable Mention recognition.

In 2016-17, Meier guided the Hurricanes to a second straight 24-9 record. In the quarterfinals of the ACC Tournament, Miami again defeated a Florida State team ranked in the top 10, downing the No. 8/12 Seminoles, 56-54, to earn back-to-back semifinal appearances for the first time. The Hurricanes beat four top-25 teams, defeating three ranked teams – two of which were in the top 10 – away from home for the first time in the ACC era. Miami earned a No. 4 seed in the NCAA Tournament, hosting the first two rounds of play, and reached the second round for the fourth time in seven years.

Adrienne Motley and Jessica Thomas were both Second Team All-ACC picks in 2016-17, with Motley becoming Miami's fifth WNBA Draft pick. In addition, Motley, Thomas and Keyona Hayes formed the second Miami teammate trio to all reach 1,000 points and each signed a WNBA contract, the first time three Hurricanes in the same class did so.

Despite losing many talented players to graduation and injuries, Meier led the Hurricanes to a 21-11 finish in 2017-18 and surpassed 250 wins in her tenure with the program. Erykah Davenport, a Second Team All-ACC honoree, and Keyanna Harris became the first Miami seniors to make four straight NCAA Tournaments. Miami had two freshman all-league honorees for the first time since 1992-93 in the BIG EAST, as Mykea Gray and Kelsey Marshall both made the cut.

Establishing Her Legacy as a Player

Meier's success as a coach is a direct reflection of her playing career as a standout at Duke University. A four-year letter winner for the Blue Devils under head coach Debbie Leonard from 1986-90, Meier's name is scattered throughout the Duke record books.

She currently ranks among the school's all-time career leaders in scoring average (16.2 points per game), steals (232), free throws made (447) and free throws attempted (624). She is also listed among Duke's leaders in career points (1,761), field goals made (653), field goals attempted (1,283), assists (409) and rebounding average (6.1 rebounds per game).

Meier wasted no time making her mark at Duke, earning ACC Rookie of the Year and Basketball Yearbook Freshman All-America honors in 1986. Meier injured her knee in 1988 during her junior season and ultimately missed the entire 1988-89 campaign while recovering.

Meier returned to Duke for her senior season in 1990 without missing a beat, earning Kodak/WBCA District 2 All-America and All-ACC first team accolades while being named the Blue Devils' most valuable player.

In 2002, Meier was honored by Duke for her efforts as a player when she was named to the inaugural induction class in the Blue Devils' Hall of Honor. That same year, Meier was named to the ACC's 50th Anniversary Team. In 2006, she was once again honored by the conference when she was named an ACC Legend at the 2006 ACC Women's Basketball Tournament.

Meier's success on the court was only outdone by her accomplishments in the classroom. She was named to the Dean's List from 1986-88. In 1988 she also earned GTE Academic All-America Second Team honors.


After receiving a bachelor's degree in English literature with cum laude honors in 1989, Meier went on to earn a master's degree in teaching English from Duke in 1990.

Following her career at Duke, Meier moved overseas to play three seasons with BBC Mini-Flat Waregem in Belgium from 1990-93. There, she helped lead her team to three First Division regular season titles and one Belgian Cup Championship. While in Belgium, Meier also spent time teaching classes of conversational English while coaching teams of 15- to 17-year-olds.

A native of Wheaton, Ill., Meier graduated from Wheaton Central High School in 1985 and in October 2009 was inducted into her high school's athletic hall of fame.

MEIER YEAR-BY-YEAR

Year	School	Overall		Conf.		Post-Season
		W-L		W-L	Finish	
2001-02	Charlotte	16-13		7-7	t-7	
2002-03	Charlotte	21-9		12-2	1	NCAA 0-1
2003-04	Charlotte	17-14		8-6	7	WNIT 1-1
2004-05	Charlotte	22-9		9-5	t-5	WNIT 0-1
2005-06	Miami	17-13		6-8	6	WNIT 1-1
2006-07	Miami	11-19		2-12	11	
2007-08	Miami	9-21		2-12	12	
2008-09	Miami	13-17		2-12	t-10	
2009-10	Miami	22-14		4-10	t-10	WNIT 5-1
2010-11	Miami	28-5		12-2	t-1	NCAA 1-1
2011-12	Miami	26-6		14-2	2	NCAA 1-1
2012-13	Miami	21-11		11-7	t-4	NCAA 0-1
2013-14	Miami	16-15		8-8	8	WNIT 0-1
2014-15	Miami	20-13		8-8	8	NCAA 1-1
2015-16	Miami	24-9		10-6	t-5	NCAA 0-1
2016-17	Miami	24-9		10-6	7	NCAA 1-1
2017-18	Miami	21-11		10-6	t-6	NCAA 0-1
2018-19	Miami	25-9		12-4	4	NCAA 1-1
2019-20	Miami	7-3		-	-	-
Overall		360-220		147-123		12-14



G || Kenza Saglues
Fr. || 5-9 || Montpellier, France

- Ranked the No. 20 international player in the 2018 class by ProspectsNations.com
- Four-star prospect and second-best player from France
- Represented France at the FIBA U18 Women's European Championship (Division A), helping her country to a seventh-place finish in Udine, Italy
- Averaged 8.1 points, 2.0 rebounds and 1.7 assists in seven games
- Also played in the FIBA U16 Women's European Championship in 2016
- Graduated from INSEP, a French training institute for the nation's elite athletes between 15-18 (alums include Tony Parker and Clint Capela)
- Is the first Frenchwoman to player under Katie Meier

0

PLAYER HIGHS

Minutes

19-20 19, vs. UNCA (12/20/19)
Career..... 19, vs. UNCA (12/20/19)

Points

19-20 7, vs. UNCA (12/20/19)
Career..... 7, vs. UNCA (12/20/19)

Field Goals Made

19-20 2, vs. UNCA (12/20/19)
Career..... 2, vs. UNCA (12/20/19)

Field Goals Attempted

19-20 7, vs. UNCA (12/20/19)
Career..... 7, vs. UNCA (12/20/19)

3-Point Field Goals Made

19-20 2, vs. UNCA (12/20/19)
Career..... 2, vs. UNCA (12/20/19)

3-Point Field Goals Attempted

19-20 7, vs. UNCA (12/20/19)
Career..... 7, vs. UNCA (12/20/19)

Free Throws Made

19-20 2, vs. Binghamton (12/17/19)
Career..... 2, vs. Binghamton (12/17/19)

Free Throws Attempted

19-20 2, 2x, last vs. UNCA (12/20/19)
Career..... 2, 2x, last vs. UNCA (12/20/19)

Rebounds

19-20 2, 2x, last vs. UNCA (12/20/19)
Career..... 2, 2x, last vs. UNCA (12/20/19)

Assists

19-20 2, vs. UNCA (12/20/19)
Career..... 2, vs. UNCA (12/20/19)

Blocks

19-20 N/A
Career..... N/A

Steals

19-20 N/A
Career..... N/A

Double-Doubles

19-20 N/A
Career..... N/A

Double-Digit Game

19-20 N/A
Career..... N/A

2019-20 game-by-game

Opponent	Date	gs	min	Total		3-Pointers		Free throws		Rebounds					pts	avg				
				fg-fga	pct	3fg-fga	pct	ft-fa	pct	off	def	tot	avg	pf			a	t/o	blk	stl
JACKSON ST.	11/10/19	3	0-0	.000	0-0	.000	0-0	.000	0	0	0	0.0	0	0	3	0	0	0	0.0	
NORTH FLORIDA	11/13/19	5	0-0	.000	0-0	.000	0-0	.000	0	0	0	0.0	0	1	0	0	0	0	0.0	
IUPUI	11/17/19	0	0-0	.000	0-0	.000	0-0	.000	0	0	0	0.0	0	0	0	0	0	0	0.0	
at #19/20 DePaul	11/23/19	dnp	-	-	-	-	-	-	-	-	-	-	-	-	-	-	-	-	-	
#7/5 OREGON STATE	11/29/19	6	0-1	.000	0-1	.000	0-0	.000	0	0	0	0.0	1	0	0	0	0	0	0.0	
MIAMI (OH)	11/30/19	12	1-2	.500	1-2	.500	0-0	.000	0	2	2	0.4	0	0	1	0	0	3	0.6	
#14/16 INDIANA	12/04/19	5	0-1	.000	0-1	.000	0-0	.000	0	0	0	0.3	1	0	0	0	0	0	0.5	
BINGHAMTON	12/17/19	6	0-3	.000	0-2	.000	2-2	1.000	0	0	0	0.3	1	1	1	1	0	0	2.7	
UNC ASHEVILLE	12/20/19	19	2-7	.286	2-7	.286	1-2	.500	0	2	2	0.5	2	2	2	0	0	7	1.5	
Totals		0	56	3-14	.214	3-13	.231	3-4	.750	0	4	4	0.5	5	4	7	0	0	12	1.5

Games played: 8
Minutes/game: 7.0
Points/game: 1.5
FG Pct: 21.4
3FG Pct: 23.1
FT Pct: 75.0

Rebounds/game: 0.5
Assists/game: 0.5
Turnovers/game: 0.9
Assist/turnover ratio: 0.6

Career Stats

Season	gp-gs	min/avg	Total		3-Point		F-Throws		Rebounds				Scoring							
			fg-fga	pct	fg-fga	pct	ft-fa	pct	off	def	tot	avg	pf	fo	ast	to	blk	stl	pts	avg
2019-20	8-0	56/7.0	3-14	.214	3-13	.231	3-4	.750	0	4	4	0.5	5	0	4	7	0	0	12	1.5
TOTAL	8-0	56/7.0	3-14	.214	3-13	.231	3-4	.750	0	4	4	0.5	5	0	4	7	0	0	12	1.5



F || Moulayna Johnson Sidi Baba
Fr. || 6-0 || Arsta, Sweden

- Paces all Miami freshmen in minutes, averaging 23.1 per game
- Four-star international prospect according to Kelli Moore Basketball
- Represented Sweden in August 2018 at the FIBA U18 Women's European Championship in Udine, Italy
- Logged a double-double in all three outings, highlighted by a 12-point, 18-rebound performance against Ireland
- Played for Sweden in the FIBA U16 Women's European Championship (Div. A)
- Becomes the second Swedish player to sign with Miami during Katie Meier's tenure



PLAYER HIGHS

Minutes

19-20 33, vs. DePaul (11/23/19)
Career 33, vs. DePaul (11/23/19)

Points

19-20 10, vs. DePaul (11/23/19)
Career 10, vs. DePaul (11/23/19)

Rebounds

19-20 6, 2x, last vs. DePaul (11/23/19)
Career 6, 2x, last vs. DePaul (11/23/19)

Assists

19-20 4, vs. DePaul (11/23/19)
Career 4, vs. DePaul (11/23/19)

Steals

19-20 2, 2x, last vs. NC A&T (11/22/19)
Career 2, 2x, last vs. NC A&T (11/22/19)

Blocks

19-20 1, vs. Jackson St. (11/10/19)
Career 1, vs. Jackson St. (11/10/19)

Field Goals Made

19-20 3, 2x, last vs. DePaul (11/23/19)
Career 3, 2x, last vs. DePaul (11/23/19)

Field Goals Attempted

19-20 9, vs. DePaul (11/23/19)
Career 9, vs. DePaul (11/23/19)

3-Point Field Goals Made

19-20 2, vs. DePaul (11/23/19)
Career 2, vs. DePaul (11/23/19)

3-Point Field Goals Attempted

19-20 4, vs. DePaul (11/23/19)
Career 4, vs. DePaul (11/23/19)

Free Throws Made

19-20 2, 2x, last vs. DePaul (11/23/19)
Career 2, 2x, last vs. DePaul (11/23/19)

Free Throws Attempted

19-20 4, vs. DePaul (11/23/19)
Career 4, vs. DePaul (11/23/19)

Double-Doubles

19-20 N/A
Career N/A

Double-Digit Game

19-20 1
Career 1

2019-20 game-by-game

Opponent	Date	gs	min	Total		3-Pointers		Free throws		Rebounds											
				fg-fga	pct	3fg-fga	pct	ft-fa	pct	off	def	tot	avg	pf	a	t/o	blk	stl	pts	avg	
JACKSON ST.	11/10/19		19	1-3	.333	1-3	.333	0-0	.000	1	1	2	2.0	1	3	1	1	2	3	3.0	
NORTH FLORIDA	11/13/19		20	3-5	.600	1-3	.333	0-2	.000	1	1	2	2.0	0	1	0	0	0	7	5.0	
IUPUI	11/17/19		27	0-3	.000	0-1	.000	0-0	.000	0	1	1	1.7	3	1	1	0	0	0	3.3	
vs N.C. A&T	11/22/19	*	25	1-6	.167	1-4	.250	2-2	1.000	3	3	6	2.8	0	0	0	0	2	5	3.8	
at #19/20 DePaul	11/23/19	*	33	3-9	.333	2-4	.500	2-4	.500	3	3	6	3.4	3	4	2	0	0	10	5.0	
#7/5 OREGON STATE	11/29/19	*	24	1-4	.250	0-2	.000	1-2	.500	0	2	2	3.2	0	1	1	0	0	3	4.7	
MIAMI (OH)	11/30/19		21	1-5	.200	1-3	.333	0-0	.000	1	2	3	3.1	0	2	2	0	0	3	4.4	
#14/16 INDIANA	12/04/19		23	1-5	.200	1-3	.333	0-0	.000	1	4	5	3.4	0	1	1	0	0	3	4.3	
BINGHAMTON	12/17/19		16	1-3	.333	0-1	.000	0-0	.000	1	2	3	3.3	1	0	2	0	1	2	4.0	
Totals			3	208	12-43	.279	7-24	.292	5-10	.500	11	19	30	3.3	8	13	10	1	5	36	4.0

Games played: 9
Minutes/game: 23.1
Points/game: 4.0
FG Pct: 27.9
3FG Pct: 29.2
FT Pct: 50.0

Rebounds/game: 3.3
Assists/game: 1.4
Turnovers/game: 1.1
Assist/turnover ratio: 1.3
Steals/game: 0.6
Blocks/game: 0.1

Career Stats

Season	gp-gs	min/avg	Total		3-Point		F-Throws		Rebounds				Scoring							
			fg-fga	pct	fg-fga	pct	ft-fa	pct	off	def	tot	avg	pf	fo	ast	to	blk	stl	pts	avg
2019-20	8-0	56/7.0	3-14	.214	3-13	.231	3-4	.750	0	4	4	0.5	5	0	4	7	0	0	12	1.5
TOTAL	8-0	56/7.0	3-14	.214	3-13	.231	3-4	.750	0	4	4	0.5	5	0	4	7	0	0	12	1.5



G || Destiny Harden
R-So. || 6-0 || Chicago, Ill.

- Sat out the 2018-19 season due to NCAA transfer rules
- Played her freshman season at West Virginia University (2017-18)
- Played in 35 of 37 games for the Mountaineers, totaling 2.5 points and 1.5 rebounds in 8.2 minutes per game
- Listed as a four-star recruit by ProspectsNation.com and a three-star prospect by espnW HoopGurtz
- Earned Chicago Tribune Second Team All-State and USA TODAY All-USA Illinois Second Team honors
- Averaged 18.0 points, 8.0 rebounds and 4.0 assists as a senior in high school, leading her team to a regional title

3

PLAYER HIGHS

Minutes

19-20 9, vs. UNCA (12/20/19)
Career.....20, vs. Coppin State (12/10/17)

Points

19-20 2, 2x, last vs. UNCA (12/20/19)
Career...8, 4x, last vs. St. Joseph's (3/18/18)

Rebounds

19-20 4, vs. Binghamton (12/17/19)
Career...6, 2x, last vs. North Florida (11/19/17)

Assists

19-20 N/A
Career.....3, vs. Morgan State (12/18/17)

Steals

19-20 3, vs. UNCA (12/20/19)
Career..... 4, 2x, last vs. Bucknell (3/15/18)

Blocks

19-20 N/A
Career...2, 3x, last vs. Morehead State (12/21/17)

Field Goals Made

19-20 ..1, 2x, last vs. Binghamton (12/17/19)
Career...4, 4x, last vs. St. Joseph's (3/18/18)

Field Goals Attempted

19-20 .. 1, 3x, last vs. Binghamton (12/17/19)
Career.....7, vs. Bucknell (3/15/18)

3-Point Field Goals Made

19-20 N/A
Career..... N/A

3-Point Field Goals Attempted

19-20 N/A
Career..... N/A

Free Throws Made

19-20 2, vs. UNCA (12/20/19)
Career..... 4, 3x, last vs. Kansas (2/4/18)

Free Throws Attempted

19-20 2, 2x, last vs. UNCA (12/20/19)
Career..... 9, vs. Kansas (2/14/18)

Double-Doubles

19-20 N/A
Career..... N/A

Double-Digit Game

19-20 N/A
Career..... N/A

2019-20 game-by-game

Opponent	Date	gs	min	Total		3-Pointers		Free throws		Rebounds			Other					pts	avg	
				fg-fga	pct	3fg-fga	pct	ft-fga	pct	off	def	tot	avg	pf	a	t/o	blk			stl
JACKSON ST.	11/10/19	8	0-0	.000	0-0	.000	0-0	.000	0	1	1	1.0	2	0	1	0	1	0	0.0	
NORTH FLORIDA	11/13/19	4	0-1	.000	0-0	.000	0-0	.000	0	0	0	0.5	1	0	1	0	0	0	0.0	
IUPUI	11/17/19	dnp	-	-	-	-	-	-	-	-	-	-	-	-	-	-	-	-	-	
vs N.C. A&T	11/22/19	3	0-0	.000	0-0	.000	0-0	.000	0	0	0	0.3	0	0	1	0	0	0	0.0	
at #19/20 DePaul	11/23/19	dnp	-	-	-	-	-	-	-	-	-	-	-	-	-	-	-	-	-	
#7/5 OREGON STATE	11/29/19	2	0-1	.000	0-1	.000	0-0	.000	1	0	1	0.5	1	0	1	0	0	0	0.0	
MIAMI (OH)	11/30/19	5	1-1	1.000	0-0	.000	0-2	.000	1	0	1	0.6	2	0	0	0	1	2	0.4	
BINGHAMTON	12/17/19	6	1-1	1.000	0-0	.000	0-0	.000	0	4	4	1.2	1	0	1	0	0	2	0.7	
UNC ASHEVILLE	12/20/19	9	0-5	.000	0-0	.000	2-2	1.000	1	0	1	1.1	2	0	1	0	3	2	0.9	
Totals		0	37	2-9	.222	0-1	.000	2-4	.500	3	5	8	1.1	9	0	6	0	5	6	0.9

Games played: 7
Minutes/game: 5.3
Points/game: 0.9
FG Pct: 22.2
3FG Pct: 0.0
FT Pct: 50.0

Rebounds/game: 1.1
Turnovers/game: 0.9
Steals/game: 0.7

Career Stats

Season	gp-gs	min/avg	Total		3-Point		F-Throws		Rebounds				Scoring							
			fg-fga	pct	fg-fga	pct	ft-fga	pct	off	def	tot	avg	pf	fo	ast	to	blk	stl	pts	avg
2017-18*	35-0	286/8.2	35-79	.443	0-0	.000	18-41	.439	25	26	51	1.5	34	1	12	23	10	19	88	2.5
2019-20	7-0	37/5.3	2-9	.222	0-1	.000	2-4	.500	3	5	8	1.1	9	0	0	6	0	5	6	0.9
TOTAL	7-0	37/5.3	2-9	.222	0-1	.000	2-4	.500	3	5	8	1.1	9	0	0	6	0	5	6	0.9
All*	42-0	323/7.7	37-88	.420	0-1	.000	20-45	.444	28	31	59	1.4	43	1	12	29	10	24	94	2.2

* Statistics from prior team/school



G || Endia Banks
Jr. || 5-9 || Duluth, Ga.

- Recorded the first 20-point outing her career with 23 points against IUPUI
- Finished third among Hurricanes in 2018-19 rebounding (3.5), offensive rebounding (0.8) and assists (2.2)
- Tabbed to the All-ACC Academic Team as a freshman
- Joined classmate Mykea Gray as the first Miami freshmen to start every game since Shenise Johnson in 2008-09
- Listed by ProspectsNation.com as a four-star recruit and the No. 53 player in the

4

PLAYER HIGHS

Minutes

19-20 36, vs. DePaul (11/23/19)
Career..... 36, vs. DePaul (11/23/19)

Points

19-20 23, vs. IUPUI (11/17/19)
Career..... 23, vs. IUPUI (11/17/19)

Rebounds

19-20 6, vs. DePaul (11/23/19)
Career..... 10, 2x, vs. Quinnipiac (3/17/18)

Assists

19-20 6, 2x, last vs. NC A&T (11/22/19)
Career..... 8, vs. Kentucky (12/10/17)

Steals

19-20 5, vs. IUPUI (11/17/19)
Career..... 5, vs. IUPUI (11/17/19)

Blocks

19-20 N/A
Career.... 1, 6x, last vs. Quinnipiac (3/17/18)

Field Goals Made

19-20 9, vs. IUPUI (11/17/19)
Career..... 9, vs. IUPUI (11/17/19)

Field Goals Attempted

19-20 13, vs. IUPUI (11/17/19)
Career..... 14, vs. Indiana (12/4/19)

3-Point Field Goals Made

19-20 2, vs. UNCA (12/20/19)
Career..... 3, vs. FGCU (3/22/19)

3-Point Field Goals Attempted

19-20 4, vs. Jackson St. (11/10/19)
Career..... 6, vs. Indiana (12/4/19)

Free Throws Made

19-20 5, vs. Binghamton (12/17/19)
Career..... 6, vs. Michigan State (11/30/17)

Free Throws Attempted

19-20 6, 3x, last vs. Indiana (12/4/19)
Career..... 8, vs. Southern Illinois (12/20/17)

Double-Doubles

19-20 N/A
Career..... 1

Double-Digit Game

19-20 4
Career..... 16

2019-20 game-by-game

Opponent	Date	gs	min	Total		3-Pointers		Free throws		Rebounds				Other				pts	avg		
				fg-fga	pct	3fg-fga	pct	ft-fa	pct	off	def	tot	avg	pf	a	t/o	blk			stl	
JACKSON ST.	11/10/19	*	33	4-10	.400	1-4	.250	2-6	.333	2	1	3	3.0	0	6	6	0	3	11	11.0	
NORTH FLORIDA	11/13/19	*	29	3-6	.500	0-3	.000	0-0	.000	2	3	5	4.0	1	5	2	0	0	6	8.5	
IUPUI	11/17/19	*	36	9-13	.692	1-3	.333	4-4	1.000	0	3	3	3.7	0	4	2	0	5	23	13.3	
vs N.C. A&T	11/22/19	*	24	2-4	.500	1-1	1.000	2-3	.667	0	2	2	3.3	4	6	4	1	1	7	11.8	
at #19/20 DePaul	11/23/19	*	36	2-5	.400	1-2	.500	4-6	.667	0	6	6	3.8	3	3	4	0	3	9	11.2	
#7/5 OREGON STATE	11/29/19	*	26	5-8	.625	1-1	1.000	1-3	.333	0	4	4	3.8	2	1	3	0	1	12	11.3	
MIAMI (OH)	11/30/19	*	24	2-3	.667	1-2	.500	0-0	.000	0	3	3	3.7	1	4	3	0	1	5	10.4	
#14/16 INDIANA	12/04/19	*	30	3-14	.214	2-6	.333	5-6	.833	3	2	5	3.9	0	0	3	0	1	13	10.8	
BINGHAMTON	12/17/19	*	32	6-13	.462	0-1	.000	0-1	.000	2	3	5	4.0	0	4	2	0	0	12	10.9	
UNC ASHEVILLE	12/20/19	*	21	3-5	.600	2-3	.667	0-0	.000	2	2	4	4.0	1	3	0	0	0	8	10.6	
Totals			10	291	39-81	.481	10-26	.385	18-29	.621	11	29	40	4.0	12	36	29	1	15	106	10.6

Games played: 10
Minutes/game: 29.1
Points/game: 10.6
FG Pct: 48.1
3FG Pct: 38.5
FT Pct: 62.1

Rebounds/game: 4.0
Assists/game: 3.6
Turnovers/game: 2.9
Assist/turnover ratio: 1.2
Steals/game: 1.5
Blocks/game: 0.1

Career Stats

Season	gp-gs	min/avg	Total		3-Point		F-Throws		Rebounds				Scoring							
			fg-fga	pct	fg-fga	pct	ft-fa	pct	off	def	tot	avg	pf	fo	ast	to	blk	stl	pts	avg
2017-18	32-32	845/26.4	99-222	.446	12-48	.250	37-55	.673	36	105	141	4.4	55	0	87	90	3	34	247	7.7
2018-19	34-14	730/21.5	50-143	.350	14-46	.304	14-23	.609	26	94	120	3.5	43	0	74	48	3	18	128	3.8
2019-20	10-10	291/29.1	39-81	.481	10-26	.385	18-29	.621	11	29	40	4.0	12	0	36	29	1	15	106	10.6
TOTAL	76-56	1866/24.6	188-446	.422	36-120	.300	69-107	.645	73	228	301	4.0	110	0	197	167	7	67	481	6.3



G || Mykea Gray
Jr. || 5-4 || Upper Marlboro, Md.

- One of three Miami players to start all 34 contests in 2018-19
- Scored double-digit points 22 times, including in 20 of the last 24 games with nine in a row, and tallied 15-plus 13 times, with 20-plus on six occasions
- Placed No. 28 in the ACC in scoring (12.6 ppg)
- Florida Sunshine Classic All-Tournament Team
- Tabbed ACC Rookie of the Week three times and earned a spot on the ACC All-Freshman Team in first season season (2017-18)
- Missed nine non-conference games due to a hand injury (three Clemson losses in that time span)

5

PLAYER HIGHS

Minutes

19-20 32, vs. NC A&T (11/22/19)
Career...37, 2x, last at Florida State (1/31/19)

Points

19-20 19, vs. NC A&T (11/22/19)
Career.....27, vs. FIU (11/10/17)

Rebounds

19-20 4, vs. DePaul (11/23/19)
Career.....7, vs. NC State (2/8/18)

Assists

19-20 5, vs. Binghamton (12/17/19)
Career...6, 2x, last vs. North Carolina (1/20/19)

Steals

19-20 5, vs. NC A&T (11/22/19)
Career.....5, vs. NC A&T (11/22/19)

Blocks

19-20 N/A
Career.....N/A

Field Goals Made

19-20 4, 2x, last vs. IUPUI (11/17/19)
Career.....9, vs. Stephen F. Austin (11/9/18)

Field Goals Attempted

19-20 19, vs. NC A&T (11/22/19)
Career.....19, vs. NC A&T (11/22/19)

3-Point Field Goals Made

19-20 3, 2x, last vs. NC A&T (11/22/19)
Career.....6, at Virginia Tech (2/21/19)

3-Point Field Goals Attempted

19-20 8, vs. NC A&T (11/22/19)
Career.....10, at Virginia Tech (2/21/19)

Free Throws Made

19-20 7, vs. IUPUI (11/17/19)
Career...10, 2x, last vs. Boston College (1/27/19)

Free Throws Attempted

19-20 8, vs. IUPUI (11/17/19)
Career...11, 3x, last vs. Boston College (1/27/19)

Double-Doubles

19-20 N/A
Career.....N/A

Double-Digit Game

19-20 6
Career.....46

2019-20 game-by-game

Opponent	Date	gs	min	Total		3-Pointers		Free throws		Rebounds				Other							
				fg-fga	pct	3fg-fga	pct	ft-fa	pct	off	def	tot	avg	pf	a	t/o	blk	stl	pts	avg	
JACKSON ST.	11/10/19	*	25	4-8	.500	3-5	.600	1-2	.500	1	1	2	2.0	3	4	2	0	2	12	12.0	
NORTH FLORIDA	11/13/19	*	22	3-8	.375	2-6	.333	0-0	.000	0	2	2	2.0	1	3	2	0	1	8	10.0	
IUPUI	11/17/19	*	23	4-10	.400	1-4	.250	7-8	.875	0	2	2	2.0	3	2	2	0	1	16	12.0	
vs N.C. A&T	11/22/19	*	32	7-19	.368	3-8	.375	2-3	.667	1	1	2	2.0	4	1	2	0	5	19	13.8	
at #19/20 DePaul	11/23/19	*	21	0-5	.000	0-3	.000	0-2	.000	1	3	4	2.4	2	3	2	0	0	0	11.0	
#7/5 OREGON STATE	11/29/19	*	17	1-5	.200	0-3	.000	4-4	1.000	0	1	1	2.2	1	2	2	0	0	6	10.2	
MIAMI (OH)	11/30/19	*	26	4-11	.364	2-4	.500	0-0	.000	0	3	3	2.3	0	4	4	0	0	10	10.1	
#14/16 INDIANA	12/04/19	*	26	3-14	.214	1-5	.200	0-0	.000	0	2	2	2.3	1	0	2	0	1	7	9.8	
BINGHAMTON	12/17/19	*	28	5-16	.313	1-6	.167	4-4	1.000	2	0	2	2.2	1	5	3	0	3	15	10.3	
UNC ASHEVILLE	12/20/19	*	20	4-9	.444	1-4	.250	4-4	1.000	0	2	2	2.2	1	2	0	0	0	13	10.6	
Totals			10	240	35-105	.333	14-48	.292	22-27	.815	5	17	22	2.2	17	26	21	0	13	106	10.6

Games played: 10
Minutes/game: 24.0
Points/game: 10.6
FG Pct: 33.3
3FG Pct: 29.2
FT Pct: 81.5

Rebounds/game: 2.2
Assists/game: 2.6
Turnovers/game: 2.1
Assist/turnover ratio: 1.2
Steals/game: 1.3

Career Stats

Season	gp-gs		min/avg	Total		3-Point		F-Throws		Rebounds				Scoring										
	gp	gs		fg-fga	pct	fg-fga	pct	ft-fa	pct	off	def	tot	avg	pf	fo	ast	to	blk	stl	pts	avg			
2017-18	32	32	830/25.9	121	335	.361	48	152	.316	83	111	.748	8	44	52	1.6	74	0	74	86	0	45	373	11.7
2018-19	34	34	953/28.0	135	337	.401	61	176	.347	98	126	.778	7	63	70	2.1	71	0	76	97	1	41	429	12.6
2019-20	10	10	240/24.0	35	105	.333	14	48	.292	22	27	.815	5	17	22	2.2	17	0	26	21	0	13	106	10.6
TOTAL	76	76	2023/26.6	291	777	.375	123	376	.327	203	264	.769	20	124	144	1.9	162	0	176	204	1	99	908	11.9



G || Iggy Allen
Jr. || 5-9 || Decatur, Ga.

- Transferred from Mississippi State University after fall semester in 2018
- Redshirted in 2017-18 due to injury suffered in preseason practice
- Played in 20 games in 2016-17, helping the Bulldogs to the NCAA finals
- Averaged 2.7 points in 5.6 minutes per game, shooting 47.8 percent from the field and scoring in double figures twice
- Ranked by ProspectsNation.com as a four-star recruit, as well as the No. 43 overall player in the class
- Finished as a Florida Dairy Farmers 6A Player of the Year finalist as a senior
- Aided her team to a 31-2 record, a 5A state title and an appearance in the Dick's Sporting Goods High School Nationals title game at Madison Square Garden
- Has a sister, Alicia Mardis, who plays basketball at Arkansas Tech

12

PLAYER HIGHS

Minutes

19-20 14, vs. UNCA (12/20/19)
Career... 15, vs. San Jose State (11/26/16)*

Points

19-20 3, vs. UNCA (12/20/19)
Career... 14, vs. San Jose State (11/26/16)*

Rebounds

19-20 2, vs. UNCA (12/20/19)
Career..... 6, vs. Villanova (11/11/16)*

Assists

19-20 3, vs. UNCA (12/20/19)
Career..... 3, 2x, last vs. UNCA (12/20/19)

Steals

19-20 1, vs. UNCA (12/20/19)
Career... 3, vs. Northwestern St (12/28/16)*

Blocks

19-20 N/A
Career..... N/A

Field Goals Made

19-20 1, vs. UNCA (12/20/19)
Career..... 7, vs. San Jose State (11/26/16)*

Field Goals Attempted

19-20 3, 2x, last vs. UNCA (12/20/19)
Career..... 9, vs. San Jose State (11/26/16)*

3-Point Field Goals Made

19-20 N/A
Career... 2, 2x, last vs. Oregon St (11/29/19)

3-Point Field Goals Attempted

19-20 N/A
Career..... 1, at Hawaii (11/27/16)*

Free Throws Made

19-20 1, vs. UNCA (12/20/19)
Career... 3, vs. Northwestern St (12/28/16)*

Free Throws Attempted

19-20 2, vs. UNCA (12/20/19)
Career... 4, vs. Northwestern St (12/28/16)*

Double-Doubles

19-20 N/A
Career..... N/A

Double-Digit Game

19-20 N/A
Career..... 2

2019-20 game-by-game

Opponent	Date	qs	min	Total		3-Pointers		Free throws		Rebounds				Other							
				fg-fga	pct	3fg-fga	pct	ft-fga	pct	off	def	tot	avg	pf	a	t/o	blk	stl	pts	avg	
BINGHAMTON	12/17/19		7	0-3	.000	0-0	.000	0-0	.000	0	0	0	0.0	1	0	0	0	0	0	0	0.0
UNC ASHEVILLE	12/20/19		14	1-3	.333	0-0	.000	1-2	.500	1	1	2	1.0	1	3	1	0	1	3	1.5	
Totals			0	21	1-6	.167	0-0	.000	1-2	.500	1	1	2	1.0	2	3	1	0	1	3	1.5

Games played: 2
Minutes/game: 10.5
Points/game: 1.5
FG Pct: 16.7
FT Pct: 50.0

Rebounds/game: 1.0
Assists/game: 1.5
Turnovers/game: 0.5
Assist/turnover ratio: 3.0
Steals/game: 0.5

Career Stats

Season	gp-gs	min/avg	Total		3-Point		F-Throws		Rebounds				Scoring							
			fg-fga	pct	fg-fga	pct	ft-fga	pct	off	def	tot	avg	pf	fo	ast	to	blk	stl	pts	avg
2016-17*	20-0	111/5.6	22-46	.478	0-1	.000	9-14	.643	8	9	17	0.9	13	0	9	16	0	8	53	2.7
2019-20	2-0	21/10.5	1-6	.167	0-0	.000	1-2	.500	1	1	2	1.0	2	0	3	1	0	1	3	1.5
TOTAL	2-0	21/10.5	1-6	.167	0-0	.000	1-2	.500	1	1	2	1.0	2	0	3	1	0	1	3	1.5
All*	22-0	132/6.0	23-52	.442	0-1	.000	10-16	.625	9	10	19	0.9	15	0	12	17	0	9	56	2.5



G || Taylor Mason
Jr. || 5-9 || Decatur, Ga.

- One of seven Hurricanes to play in all 34 games in 2018-19
- Averaged 3.1 points, 2.0 rebounds and 1.2 assists in 16.0 minutes per contest
- Finished with double-digit points twice and posted five assists twice
- Played in all 32 games as a freshman (2017-18)
- Tabbed by espnW HoopGurlz as a four-star prospect and the nation's No. 66 recruit
- Teammate of Diamond DeShields as a freshman
- Won the 2016 Nike EYBL title with Team Elite
- Older brother, Nate, played basketball at Minnesota and was a First Team All-Big Ten pick in 2016-17

13

PLAYER HIGHS

Minutes
19-20 ..20, 2x, last vs. Miami (OH) (11/30/19)
Career...28, vs. Stephen F. Austin (11/9/18)

Points
19-20 10, vs. Miami (OH) (11/30/19)
Career..... 13, vs. Notre Dame (2/7/19)

Rebounds
19-20 4, 2x, last vs. Indiana (12/4/19)
Career..... 7, at Georgia Tech (2/22/18)

Assists
19-20 3, vs. Miami (OH) (11/30/19)
Career..5, 2x, last vs. Florida A&M (12/28/18)

Steals
19-20 2, vs. IUPUI (11/17/19)
Career..2, 3x, last vs. Stephen F.A. (11/9/18)

Blocks
19-20N/A
Career.....N/A

Field Goals Made
19-20 4, vs. North Florida (11/13/19)
Career..4, 2x, last vs. North Florida (11/13/19)

Field Goals Attempted
19-20 7, vs. North Florida (11/13/19)
Career..... 10, at Iowa State (11/18/18)

3-Point Field Goals Made
19-20 2, vs. Oregon St (11/29/19)
Career..2, 2x, last vs. Oregon St (11/29/19)

3-Point Field Goals Attempted
19-20 ..2, 2x, last vs. Binghamton (12/17/19)
Career..... 4, at Iowa State (11/18/18)

Free Throws Made
19-20 6, vs. Miami (OH) (11/30/19)
Career..... 6, vs. Miami (OH) (11/30/19)

Free Throws Attempted
19-20 7, vs. Miami (OH) (11/30/19)
Career..... 7, vs. Miami (OH) (11/30/19)

Double-Doubles
19-20N/A
Career.....N/A

Double-Digit Game
19-20 1
Career..... 14

2019-20 game-by-game

Opponent	Date	gs	min	Total		3-Pointers		Free throws		Rebounds				Other					pts	avg					
				fg-fga	pct	3fg-fga	pct	ft-fa	pct	off	def	tot	avg	pf	a	t/o	blk	stl							
JACKSON ST.	11/10/19		dnp	-	-	-	-	-	-	-	-	-	-	-	-	-	-	-	-	-	-	-	-	-	-
NORTH FLORIDA	11/13/19	19		4-7	.571	0-1	.000	0-1	.000	0	1	1	1.0	1	2	1	0	0	0	8	8.0				
IUPUI	11/17/19	19		1-2	.500	0-1	.000	2-2	1.000	0	1	1	1.0	1	1	2	0	2	4	6.0					
vs N.C. A&T	11/22/19	20		1-4	.250	0-0	.000	2-2	1.000	0	0	0	0.7	2	1	4	0	1	4	5.3					
at #19/20 DePaul	11/23/19	16		1-3	.333	0-0	.000	1-2	.500	0	0	0	0.5	0	0	3	0	0	3	4.8					
#7/5 OREGON STATE	11/29/19	16		3-4	.750	2-2	1.000	1-2	.500	0	1	1	0.6	1	1	2	0	2	9	5.6					
MIAMI (OH)	11/30/19	20		2-5	.400	0-2	.000	6-7	.857	1	3	4	1.2	1	3	3	1	0	10	6.3					
#14/16 INDIANA	12/04/19	26		3-10	.300	0-1	.000	0-0	.000	1	3	4	1.6	3	0	0	0	1	6	6.3					
BINGHAMTON	12/17/19	17		2-5	.400	1-2	.500	0-0	.000	0	2	2	1.6	0	0	0	0	0	5	6.1					
UNC ASHEVILLE	12/20/19	17		1-3	.333	0-1	.000	0-0	.000	0	2	2	1.7	1	2	0	0	0	2	5.7					
Totals		0	170	18-43	.419	3-10	.300	12-16	.750	2	13	15	1.7	10	10	15	1	6	51	5.7					

Games played: 9
Minutes/game: 18.9
Points/game: 5.7
FG Pct: 41.9
3FG Pct: 30.0
FT Pct: 75.0

Rebounds/game: 1.7
Assists/game: 1.1
Turnovers/game: 1.7
Assist/turnover ratio: 0.7
Steals/game: 0.7
Blocks/game: 0.1

Career Stats

Season	gp-gs	min/avg	Total		3-Point		F-Throws		Rebounds				Scoring							
			fg-fga	pct	fg-fga	pct	ft-fa	pct	off	def	tot	avg	pf	fo	ast	to	blk	stl	pts	avg
2017-18	32-0	398/12.4	26-79	.329	4-15	.267	22-37	.595	16	30	46	1.4	34	0	23	26	0	13	78	2.4
2018-19	34-0	544/16.0	31-100	.310	8-36	.222	34-45	.756	22	45	67	2.0	45	0	41	32	1	11	104	3.1
2019-20	9-0	170/18.9	18-43	.419	3-10	.300	12-16	.750	2	13	15	1.7	10	0	10	15	1	6	51	5.7
TOTAL	75-0	1112/14.8	75-222	.338	15-61	.246	68-98	.694	40	88	128	1.7	89	0	74	73	2	30	233	3.1



F || Jamir Huston
So. || 6-0 || Cleveland, Ohio

- Averaged 1.8 points and 1.9 rebounds in 24 games played in 2018-19
- Tabbed as a three-star recruit and the No. 14 wing prospect in the nation by espnW HoopGurlz
- Averaged 20.4 points, 11.5 rebounds, 2.2 assists and 4.1 steals as a senior
- Helped lead her AAU team, Sports City U, to the championship game of the U.S. Junior Nationals U17 National Championship in July 2018
- Cousin, Denzel Ward, plays for the Cleveland Browns and was the fourth pick in the 2018 NFL Draft

15

PLAYER HIGHS

Minutes

19-20 .. 18, 2x, last vs. Binghamton (12/17/19)
Career.. 19, 2x, last vs. Alabama (12/21/18)

Points

19-20 6, vs. Jackson St. (11/10/19)
Career..... 10, vs. Florida A&M (12/28/18)

Rebounds

19-20 13, vs. Miami (OH) (11/30/19)
Career..... 13, vs. Miami (OH) (11/30/19)

Assists

19-20 .. 1, 4x, last vs. Binghamton (12/17/19)
Career..... 4, vs. Alabama (12/21/18)

Steals

19-20 3, vs. Binghamton (12/17/19)
Career..3, 2x, last vs. Binghamton (12/17/19)

Blocks

19-202, vs. NC A&T (11/22/19)
Career.....3, vs. UMES (12/16/18)

Field Goals Made

19-20 .. 3, 2x, last vs. Binghamton (12/17/19)
Career..... 4, vs. Alabama (12/21/18)

Field Goals Attempted

19-20 5, vs. Binghamton (12/17/19)
Career.....6, at FIU (11/6/18)

3-Point Field Goals Made

19-20 1, vs. Binghamton (12/17/19)
Career..... 1, vs. Binghamton (12/17/19)

3-Point Field Goals Attempted

19-20 ..1, 2x, last vs. Binghamton (12/17/19)
Career..1, 2x, last vs. Binghamton (12/17/19)

Free Throws Made

19-204, vs. Indiana (12/4/19)
Career..... 4, 2x, last vs. Indiana (12/4/19)

Free Throws Attempted

19-206, vs. Indiana (12/4/19)
Career..... 6, 3x, last vs. Indiana (12/4/19)

Double-Doubles

19-20N/A
Career.....N/A

Double-Digit Game

19-20N/A
Career..... 1

2019-20 game-by-game


Opponent	Date	gs	min	Total		3-Pointers		Free throws		Rebounds				Other				pts	avg		
				fg-fga	pct	3fg-fga	pct	ft-flt	pct	off	def	tot	avg	pf	a	t/o	blk			stl	
JACKSON ST.	11/10/19	*	9	3-4	.750	0-0	.000	0-1	.000	3	2	5	5.0	4	0	0	0	0	6	6.0	
NORTH FLORIDA	11/13/19	*	14	0-4	.000	0-0	.000	0-0	.000	2	2	4	4.5	2	1	1	0	1	0	3.0	
IUPUI	11/17/19	*	13	0-1	.000	0-0	.000	0-0	.000	1	1	2	3.7	0	0	2	0	0	0	2.0	
vs N.C. A&T	11/22/19		11	0-1	.000	0-1	.000	0-0	.000	2	0	2	3.3	2	0	2	2	0	0	1.5	
at #19/20 DePaul	11/23/19		11	2-3	.667	0-0	.000	0-0	.000	3	2	5	3.6	3	0	0	0	0	4	2.0	
#7/5 OREGON STATE	11/29/19		18	0-0	.000	0-0	.000	1-2	.500	3	1	4	3.7	1	0	0	0	0	1	1.8	
MIAMI (OH)	11/30/19		17	2-3	.667	0-0	.000	0-2	.000	2	11	13	5.0	0	1	2	0	0	4	2.1	
#14/16 INDIANA	12/04/19		14	0-1	.000	0-0	.000	4-6	.667	5	3	8	5.4	4	1	2	0	1	4	2.4	
BINGHAMTON	12/17/19	*	18	3-5	.600	1-1	1.000	0-0	.000	3	6	9	5.8	2	1	3	0	3	7	2.9	
UNC ASHEVILLE	12/20/19	*	18	1-1	1.000	0-0	.000	0-0	.000	3	2	5	5.7	2	2	0	1	1	2	2.8	
Totals			5	143	11-23	.478	1-2	.500	5-11	455	27	30	57	5.7	20	6	12	3	6	28	2.8

Games played: 10
Minutes/game: 14.3
Points/game: 2.8
FG Pct: 47.8
3FG Pct: 50.0
FT Pct: 45.5

Rebounds/game: 5.7
Assists/game: 0.6
Turnovers/game: 1.2
Assist/turnover ratio: 0.5
Steals/game: 0.6
Blocks/game: 0.3

Career Stats

Season	gp-gs	min/avg	Total		3-Point		F-Throws		Rebounds				Other				Scoring			
			fg-fga	pct	fg-fga	pct	ft-flt	pct	off	def	tot	avg	pf	fo	ast	to	blk	stl	pts	avg
2018-19	24-0	176/7.3	15-37	.405	0-0	.000	12-25	.480	20	25	45	1.9	30	0	9	15	7	13	42	1.8
2019-20	10-5	143/14.3	11-23	.478	1-2	.500	5-11	.455	27	30	57	5.7	20	0	6	12	3	6	28	2.8
TOTAL	34-5	319/9.4	26-60	.433	1-2	.500	17-36	.472	47	55	102	3.0	50	0	15	27	10	19	70	2.1



G || Kelsey Marshall
Jr. || 5-9 || Davie, Fla.

20

- Set a new career-high in points (22) and minutes (38) against DePaul (11/23) and was named to the Maggie Dixon Classic All-Tournament Team
- Scored in double figures on eight occasions, including seven times in the first 15 contests
- Paced the Hurricanes in made 3-pointers (67), while finishing third in 3-point percentage (37.4)
- Lone Hurricane to connect on three-plus 3-pointers in a game without a miss, posting a 5-of-5 outing that tied for third-best in program history
- Tabbed to the Blue Ribbon Panel ACC All-Freshman Team and All-ACC Academic Team in 2017-18
- Listed by espnW HoopGurlz as a five-star prospect and the No. 44 player in the nation
- Head football coach Manny Diaz also attended Miami Country Day School

PLAYER HIGHS

Minutes

19-20 38, vs. DePaul (11/23/19)
Career..... 38, vs. DePaul (11/23/19)

Points

19-20 22, vs. DePaul (11/23/19)
Career..... 22, vs. DePaul (11/23/19)

Rebounds

19-20 5, 2x, last vs. DePaul (11/23/19)
Career... 8, 2x, last vs. Marquette (11/15/19)

Assists

19-20 5, vs. Miami (OH) (11/30/19)
Career..... 6, vs. Virginia Tech (2/25/18)

Steals

19-20 2, 2x, last vs. NC A&T (11/22/19)
Career... 4, 2x, last at Wake Forest (1/6/19)

Blocks

19-20 1, 2x, last vs. NC A&T (11/22/19)
Career..... 2, vs. Virginia Tech (1/3/19)

Field Goals Made

19-20 6, 3x, last vs. DePaul (11/23/19)
Career..... 6, 7x, last vs. DePaul (11/23/19)

Field Goals Attempted

19-20 13, 2x, last vs. DePaul (11/23/19)
Career..... 14, vs. Nebraska (11/23/18)

3-Point Field Goals Made

19-20 .. 4, 2x, last vs. North Florida (11/13/19)
Career..... 5, vs. Virginia (2/3/19)

3-Point Field Goals Attempted

19-20 9, 2x, last vs. NC A&T (11/22/19)
Career..... 10, vs. Nebraska (11/23/18)

Free Throws Made

19-20 7, vs. DePaul (11/23/19)
Career..... 7, vs. DePaul (11/23/19)

Free Throws Attempted

19-20 7, vs. DePaul (11/23/19)
Career..... 7, vs. DePaul (11/23/19)

Double-Doubles

19-20 N/A
Career..... N/A

Double-Digit Game

19-20 6
Career..... 35

2019-20 game-by-game


Opponent	Date	gs	min	Total		3-Pointers		Free throws		Rebounds											
				fg-fga	pct	3fg-fga	pct	ft-fa	pct	off	def	tot	avg	pf	a	t/o	blk	stl	pts	avg	
JACKSON ST.	11/10/19	*	31	6-11	.545	4-7	.571	2-2	1.000	1	3	4	4.0	1	4	4	1	1	18	18.0	
NORTH FLORIDA	11/13/19	*	27	6-11	.545	4-9	.444	0-2	.000	0	4	4	4.0	3	1	2	0	2	16	17.0	
IUPUI	11/17/19	*	32	3-9	.333	2-5	.400	0-0	.000	0	5	5	4.3	3	4	1	0	1	8	14.0	
vs N.C. A&T	11/22/19	*	25	4-13	.308	2-9	.222	0-1	.000	1	1	2	3.8	4	3	3	1	2	10	13.0	
at #19/20 DePaul	11/23/19	*	38	6-13	.462	3-8	.375	7-7	1.000	0	5	5	4.0	2	2	4	0	0	22	14.8	
#7/5 OREGON STATE	11/29/19	*	32	1-8	.125	0-5	.000	1-1	1.000	1	1	2	3.7	0	2	1	0	1	3	12.8	
MIAMI (OH)	11/30/19	*	21	1-7	.143	1-6	.167	0-0	.000	1	2	3	3.6	0	5	2	0	0	3	11.4	
#14/16 INDIANA	12/04/19	*	22	0-2	.000	0-2	.000	0-0	.000	0	2	2	3.4	1	1	2	0	0	0	10.0	
BINGHAMTON	12/17/19	*	23	4-9	.444	3-8	.375	0-0	.000	0	2	2	3.2	4	3	1	0	0	11	10.1	
UNC ASHEVILLE	12/20/19	*	21	3-5	.600	3-5	.600	2-2	1.000	0	1	1	3.0	2	2	1	0	0	11	10.2	
Totals			10	272	34-88	.386	22-64	.344	12-15	.800	4	26	30	3.0	20	27	21	2	7	102	10.2

Games played: 10
Minutes/game: 27.2
Points/game: 10.2
FG Pct: 38.6
3FG Pct: 34.4
FT Pct: 80.0

Rebounds/game: 3.0
Assists/game: 2.7
Turnovers/game: 2.1
Assist/turnover ratio: 1.3
Steals/game: 0.7
Blocks/game: 0.2

Career Stats

Season	gp-gs	min/avg	Total		3-Point		F-Throws		Rebounds				Scoring							
			fg-fga	pct	fg-fga	pct	ft-fa	pct	off	def	tot	avg	pf	fo	ast	to	blk	stl	pts	avg
2017-18	31-0	599/19.3	80-221	.362	51-155	.329	37-50	.740	11	57	68	2.2	49	0	39	49	1	25	248	8.0
2018-19	34-20	788/23.2	95-248	.383	67-177	.379	11-18	.611	8	71	79	2.3	66	1	59	49	5	25	268	7.9
2019-20	10-10	272/27.2	34-88	.386	22-64	.344	12-15	.800	4	26	30	3.0	20	0	27	21	2	7	102	10.2
TOTAL	75-30	1659/22.1	209-557	.375	140-396	.354	60-83	.723	23	154	177	2.4	135	1	125	119	8	57	618	8.2



F || Brianna Jackson
Fr. || 6-3 || Virginia Beach, Va.

- A four-star prospect as ranked by espnW HoopGurlz and ProspectsNation.com
- Checks in as the No. 92 prospect in the nation according to HoopGurlz
- Named the Virginia Class 5 State Player of the Year
- Helped Princess Anne to the Class 5A State Championship title, recording 23 points, 16 rebounds and five blocks in the game
- Averaged 13.2 points, 10.1 rebounds and 2.8 blocks as a senior
- Won the state title all four years of high school



PLAYER HIGHS

Minutes

19-20 16, vs. NC A&T (11/22/19)
Career..... 16, vs. NC A&T (11/22/19)

Points

19-20 9, vs. Miami (OH) (11/30/19)
Career..... 9, vs. Miami (OH) (11/30/19)

Rebounds

19-20 6, vs. North Florida (11/13/19)
Career..... 6, vs. North Florida (11/13/19)

Assists

19-20 2, vs. NC A&T (11/22/19)
Career..... 2, vs. NC A&T (11/22/19)

Steals

19-20 ... 2, 3x, last vs. Oregon St (11/29/19)
Career... 2, 3x, last vs. Oregon St (11/29/19)

Blocks

19-20 4, vs. Jackson St. (11/10/19)
Career..... 4, vs. Jackson St. (11/10/19)

Field Goals Made

19-20 4, vs. Miami (OH) (11/30/19)
Career..... 4, vs. Miami (OH) (11/30/19)

Field Goals Attempted

19-20 5, vs. Miami (OH) (11/30/19)
Career..... 5, vs. Miami (OH) (11/30/19)

3-Point Field Goals Made

19-20 1, vs. Jackson St. (11/10/19)
Career..... 1, vs. Jackson St. (11/10/19)

3-Point Field Goals Attempted

19-20 2, vs. Jackson St. (11/10/19)
Career..... 2, vs. Jackson St. (11/10/19)

Free Throws Made

19-20 ... 2, 2x, last vs. Oregon St (11/29/19)
Career... 2, 2x, last vs. Oregon St (11/29/19)

Free Throws Attempted

19-20 3, vs. Jackson St. (11/10/19)
Career..... 3, vs. Jackson St. (11/10/19)

Double-Doubles

19-20 N/A
Career..... N/A

Double-Digit Game

19-20 N/A
Career..... N/A

2019-20 game-by-game

Opponent	Date	gs	min	Total		3-Pointers		Free throws		Rebounds								pts	avg	
				fg-fga	pct	3fg-fga	pct	ft-fa	pct	off	def	tot	avg	pf	a	t/o	blk			stl
JACKSON ST.	11/10/19	14		2-3	.667	1-2	.500	1-3	.333	0	4	4	4.0	2	0	1	4	2	6	6.0
NORTH FLORIDA	11/13/19	15		2-2	1.000	0-0	.000	0-0	.000	2	4	6	5.0	3	1	0	2	2	4	5.0
IUPUI	11/17/19	7		0-0	.000	0-0	.000	0-0	.000	1	2	3	4.3	1	0	0	0	1	0	3.3
vs N.C. A&T	11/22/19	16		1-1	1.000	0-0	.000	0-0	.000	1	2	3	4.0	3	2	0	0	0	2	3.0
at #19/20 DePaul	11/23/19	9		1-1	1.000	0-0	.000	2-2	1.000	0	0	0	3.2	3	0	0	1	1	4	3.2
#7/5 OREGON STATE	11/29/19	14		2-3	.667	0-1	.000	2-2	1.000	1	2	3	3.2	5	0	0	0	2	6	3.7
MIAMI (OH)	11/30/19	*	11	4-5	.800	0-0	.000	1-1	1.000	2	2	4	3.3	5	0	2	0	1	9	4.4
#14/16 INDIANA	12/04/19	*	12	0-0	.000	0-0	.000	0-0	.000	1	4	5	3.5	2	0	1	1	0	0	3.9
BINGHAMTON	12/17/19	9		0-1	.000	0-0	.000	0-0	.000	1	3	4	3.6	3	1	2	0	1	0	3.4
UNC ASHEVILLE	12/20/19	12		2-4	.500	0-0	.000	0-0	.000	1	1	2	3.4	5	0	0	0	0	4	3.5
Totals		2	119	14-20	.700	1-3	.333	6-8	.750	10	24	34	3.4	32	4	6	8	10	35	3.5

Games played: 10
Minutes/game: 11.9
Points/game: 3.5
FG Pct: 70.0
3FG Pct: 33.3
FT Pct: 75.0

Rebounds/game: 3.4
Assists/game: 0.4
Turnovers/game: 0.6
Assist/turnover ratio: 0.7
Steals/game: 1.0
Blocks/game: 0.8

Career Stats

Season	gp-gs	min/avg	Total		3-Point		F-Throws		Rebounds				Scoring							
			fg-fga	pct	fg-fga	pct	ft-fa	pct	off	def	tot	avg	pf	fo	ast	to	blk	stl	pts	avg
2019-20	10-2	119/11.9	14-20	.700	1-3	.333	6-8	.750	10	24	34	3.4	32	3	4	6	8	10	35	3.5
TOTAL	10-2	119/11.9	14-20	.700	1-3	.333	6-8	.750	10	24	34	3.4	32	3	4	6	8	10	35	3.5



G || Yasmeen Chang
Fr. || 5-9 || Naples, Fla.

- Ranked the No. 21 overall player in the nation by ASGR Basketball
- Two-time Naples Daily News Player of the Year
- Has totaled seven 20-point outings and ten 10-rebound outings this season
- Led Gulf Coast in scoring (17.5 points per game) and scored in double-figures in 20 of her 22 games as a senior
- Tallied eight games with 20-plus points in 2018-19
- Helped Gulf Coast to a 19-5 record and a regional quarterfinals appearance in the FHSAA 8A State Championship

22

PLAYER HIGHS

Minutes

19-20 18, vs. Jackson St. (11/10/19)
Career..... 18, vs. Jackson St. (11/10/19)

Points

19-20 .. 7, 2x, last vs. Miami (OH) (11/30/19)
Career...7, 2x, last vs. Miami (OH) (11/30/19)

Rebounds

19-20 3, 2x, last vs. North Florida (11/13/19)
Career..... 3, 2x, last vs. North Florida (11/13/19)

Assists

19-20 .. 1, 4x, last vs. Miami (OH) (11/30/19)
Career..1, 4x, last vs. Miami (OH) (11/30/19)

Steals

19-20 3, vs. NC A&T (11/22/19)
Career..... 3, vs. NC A&T (11/22/19)

Blocks

19-20 1, 2x, last vs. NC A&T (11/22/19)
Career..... 1, 2x, last vs. NC A&T (11/22/19)

Field Goals Made

19-20 3, vs. Miami (OH) (11/30/19)
Career..... 3, vs. Miami (OH) (11/30/19)

Field Goals Attempted

19-20 5, vs. North Florida (11/13/19)
Career..... 5, vs. North Florida (11/13/19)

3-Point Field Goals Made

19-20 N/A
Career..... N/A

3-Point Field Goals Attempted

19-20 2, vs. Jackson St. (11/10/19)
Career..... 2, vs. Jackson St. (11/10/19)

Free Throws Made

19-20 3, vs. North Florida (11/13/19)
Career..... 3, vs. North Florida (11/13/19)

Free Throws Attempted

19-20 4, 2x, last vs. Jackson St. (11/10/19)
Career..... 4, 2x, last vs. Jackson St. (11/10/19)

Double-Doubles

19-20 N/A
Career..... N/A

Double-Digit Game

19-20 N/A
Career..... N/A

2019-20 game-by-game

Opponent	Date	gs	min	Total		3-Pointers		Free throws			Rebounds			pf	a	t/o	blk	stl	pts	avg
				fg-fga	pct	3fg-fga	pct	ft-fa	pct	off	def	tot	avg							
JACKSON ST.	11/10/19	18	1-3	.333	0-2	.000	1-4	.250	1	2	3	3.0	2	1	5	0	0	3	3.0	
NORTH FLORIDA	11/13/19	10	2-5	.400	0-0	.000	3-4	.750	0	3	3	3.0	0	0	1	0	2	7	5.0	
IUPUI	11/17/19	4	0-1	.000	0-0	.000	0-0	.000	0	0	0	2.0	1	0	0	0	0	0	3.3	
vs N.C. A&T	11/22/19	7	0-2	.000	0-0	.000	0-0	.000	1	1	2	2.0	0	1	0	1	3	0	2.5	
at #19/20 DePaul	11/23/19	dnp	-	-	-	-	-	-	-	-	-	-	-	-	-	-	-	-	-	
#7/5 OREGON STATE	11/29/19	8	0-3	.000	0-1	.000	0-0	.000	0	0	0	1.6	2	1	1	0	1	0	2.0	
MIAMI (OH)	11/30/19	13	3-4	.750	0-0	.000	1-1	1.000	0	1	1	1.5	0	1	1	0	0	7	2.8	
#14/16 INDIANA	12/04/19	3	0-0	.000	0-0	.000	0-0	.000	0	0	0	1.3	0	0	0	0	1	0	2.4	
BINGHAMTON	12/17/19	3	0-2	.000	0-0	.000	0-0	.000	2	0	2	1.4	2	0	0	0	0	0	2.1	
UNC ASHEVILLE	12/20/19	10	0-2	.000	0-1	.000	0-0	.000	0	1	1	1.3	2	0	0	0	2	0	1.9	
Totals		0	76	6-22	.273	0-4	.000	5-9	.556	4	8	12	1.3	9	4	8	1	9	17	1.9

Games played: 9
Minutes/game: 8.4
Points/game: 1.9
FG Pct: 27.3
3FG Pct: 0.0
FT Pct: 55.6

Rebounds/game: 1.3
Assists/game: 0.4
Turnovers/game: 0.9
Assist/turnover ratio: 0.5
Steals/game: 1.0
Blocks/game: 0.1

Career Stats

Season	gp-gs	min/avg	Total		3-Point		F-Throws			Rebounds				Scoring						
			fg-fga	pct	fg-fga	pct	ft-fa	pct	off	def	tot	avg	pf	fo	ast	to	blk	stl	pts	avg
2019-20	9-0	76/8.4	6-22	.273	0-4	.000	5-9	.556	4	8	12	1.3	9	0	4	8	1	9	17	1.9
TOTAL	9-0	76/8.4	6-22	.273	0-4	.000	5-9	.556	4	8	12	1.3	9	0	4	8	1	9	17	1.9



F || Beatrice Mompremier
R-Sr. || 6-4 || Miami, Fla.

- Named ACC Co-Player of the Week (11/25) after averaging 24.5 points and 13.0 rebounds and earning a Maggie Dixon Classic All-Tournament Team nod
- 2019-20 ACC Preseason Player of the Year, Lisa Leslie Preseason Watch List
- Finished the 2018-19 season on several award lists
 - AP/WBCA All-America Honorable Mention
 - All-ACC First Team (Coaches and Blue Ribbon Panel)
 - Lisa Leslie Center of the Year Award Finalist
 - Three-time ACC Player of the Week (1/7, 1/21, 2/11)
- Paced the Hurricanes in scoring (16.7), rebounding (12.2), free throws made (103) and attempted (178)
- Set the Miami single-season rebounding record averaging 12.2 per game
- Nationally, placed fifth in double-doubles and ninth in total rebounds and boards per game
- Posted the first 20-20 game by a Miami player since Tamara James on 11/22/02 and the first by an ACC player since Dearica Hamby on 2/12/15

32

PLAYER HIGHS

Minutes	19-20 34, vs. IUPUI (11/17/19)
	Career.....38, at Purdue (11/29/18)
Points	19-2031, at DePaul (11/23/19)
	Career.....31, at DePaul (11/23/19)
Rebounds	19-2018, at DePaul (11/23/19)
	Career.....22, vs. Arizona State (3/24/19)
Assists	19-202, vs. IUPUI (11/17/19)
	Career.....4, 3x, last vs. Temple (11/25/18)
Steals	19-204, vs. IUPUI (11/17/19)
	Career.....5, at Purdue (11/29/18)
Blocks	19-204, vs. NC A&T (11/22/19)
	Career.....5, vs. Oklahoma State (2/17/16) [^]
Field Goals Made	19-2012, at DePaul (11/23/19)
	Career.....12, at DePaul (11/23/19)
Field Goals Attempted	19-2017, at DePaul (11/23/19)
	Career.....21, vs. Virginia Tech (1/3/19)
3-Point Field Goals Made	19-202, vs. North Florida (11/13/19)
	Career.....2, vs. North Florida (11/13/19)
3-Point Field Goals Attempted	19-203, vs. North Florida (11/13/19)
	Career.....3, vs. North Florida (11/13/19)
Free Throws Made	19-205, vs. IUPUI (11/17/19)
	Career.....9, vs. Kansas (1/1/17) [^]
Free Throws Attempted	19-207, vs. IUPUI (11/17/19)
	Career.....14, vs. Boston College (1/27/19)
Double-Doubles	19-205, last vs. UNCA (12/20/19)
	Career.....40, last vs. UNCA (12/20/19)
Double-Digit Game	19-20 10
	Career..... 61

2019-20 game-by-game

Opponent	Date	gs	min	Total		3-Pointers		Free throws		Rebounds				Other				pts	avg		
				fg-fga	pct	3fg-fga	pct	ft-fga	pct	off	def	tot	avg	pf	a	t/o	blk			stl	
JACKSON ST.	11/10/19	*	23	6-13	.462	1-1	1.000	3-5	.600	4	7	11	11.0	4	1	4	0	0	16	16.0	
NORTH FLORIDA	11/13/19	*	24	5-9	.556	2-3	.667	4-5	.800	2	1	3	7.0	3	1	1	1	3	16	16.0	
IUPUI	11/17/19	*	34	7-15	.467	1-1	1.000	5-7	.714	6	5	11	8.3	2	2	5	2	4	20	17.3	
vs N.C. A&T	11/22/19	*	28	7-11	.636	0-1	.000	4-5	.800	3	5	8	8.3	4	0	5	4	1	18	17.5	
at #19/20 DePaul	11/23/19	*	29	12-17	.706	0-0	.000	7-10	.700	6	12	18	10.2	2	1	6	0	0	31	20.2	
#7/5 OREGON STATE	11/29/19	*	29	6-16	.375	0-3	.000	1-1	1.000	2	5	7	9.7	1	1	2	1	0	13	19.0	
MIAMI (OH)	11/30/19	*	15	6-9	.667	0-0	.000	1-3	.333	1	3	4	8.9	4	0	3	0	2	13	18.1	
#14/16 INDIANA	12/04/19	*	31	3-11	.273	0-0	.000	5-8	.625	3	3	6	8.5	4	1	6	3	0	11	17.3	
BINGHAMTON	12/17/19		24	8-14	.571	0-0	.000	2-2	1.000	7	9	16	9.3	2	0	1	2	1	18	17.3	
UNC ASHEVILLE	12/20/19	*	22	8-11	.727	0-1	.000	1-1	1.000	1	11	12	9.6	1	1	1	2	0	17	17.3	
Totals			9	259	68-126	.540	4-10	400	33-47	.702	35	61	96	9.6	27	8	34	15	11	173	17.3

Games played: 10
Minutes/game: 25.9
Points/game: 17.3
FG Pct: 54.0
3FG Pct: 40.0
FT Pct: 70.2

Rebounds/game: 9.6
Assists/game: 0.8
Turnovers/game: 3.4
Assist/turnover ratio: 0.2
Steals/game: 1.1
Blocks/game: 1.5

Career Stats

Season	gp-gs	min/avg	Total		3-Point		F-Throws		Rebounds				Scoring							
			fg-fga	pct	fg-fga	pct	ft-fga	pct	off	def	tot	avg	pf	fo	ast	to	blk	stl	pts	avg
2015-16*	38-26	568/14.9	116-217	.535	0-0	.000	41-101	.406	86	147	233	6.1	66	0	25	69	60	25	273	7.2
2016-17*	32-10	464/14.5	104-189	.550	0-0	.000	59-102	.578	69	139	208	6.5	52	1	17	55	47	3	267	8.3
2018-19	33-32	976/29.6	223-423	.527	1-3	.333	103-178	.579	128	274	402	12.2	74	0	32	93	34	29	550	16.7
2019-20	10-9	259/25.9	68-126	.540	4-10	.400	33-47	.702	35	61	96	9.6	27	0	8	34	15	11	173	17.3
TOTAL	43-41	1235/28.7	291-549	.530	5-13	.385	136-225	.604	163	335	498	11.6	101	0	40	127	49	40	723	16.8
All*	113-77	2267/20.1	511-955	.535	5-13	.385	236-428	.551	318	621	939	8.3	219	1	82	251	156	68	1263	11.2

* Statistics from prior team/school



44

- Checked in among the Top 65 nationally in the Class of 2019 according to ASGR Basketball, ProspectsNation.com and espnW HoopGurlz
- Two-time AP First Team All-State honoree (Wisconsin)
- 2018-19 USA Today ALL-USA Wisconsin Girls Basketball Team
- Led her team to a 26-4 record as a senior and an Elite Eight appearance
- Unanimous 2017-18 AP State Player of the Year, averaging 17.0 points, 11.0 rebounds and 2.7 blocks per game
- Mother, Essie Washington, played basketball at Grambling State and Howard University before playing professionally for the Virginia Wave of the WABA
- Cousin, Ericka Haney, started on Notre Dame's 2001 national championship team

C || Sydney Roby
Fr. || 6-3 || Milwaukee, Wis.

PLAYER HIGHS

Minutes

19-20 17, 2x, last vs. UNCA (12/20/19)
Career..... 17, 2x, last vs. UNCA (12/20/19)

Points

19-20 11, vs. Miami (OH) (11/30/19)
Career..... 11, vs. Miami (OH) (11/30/19)

Rebounds

19-20 4, 2x, last vs. UNCA (12/20/19)
Career..... 4, 2x, last vs. UNCA (12/20/19)

Assists

19-20 1, 3x, last vs. UNCA (12/20/19)
Career..... 1, 3x, last v

Steals

19-20 N/A
Career..... N/A

Blocks

19-20 3, vs. UNCA (12/20/19)
Career..... 3, vs. UNCA (12/20/19)

Field Goals Made

19-20 5, vs. Miami (OH) (11/30/19)
Career..... 5, vs. Miami (OH) (11/30/19)

Field Goals Attempted

19-20 5, vs. Miami (OH) (11/30/19)
Career..... 5, vs. Miami (OH) (11/30/19)

3-Point Field Goals Made

19-20 N/A
Career..... N/A

3-Point Field Goals Attempted

19-20 N/A
Career..... N/A

Free Throws Made

19-20 4, vs. Jackson St. (11/10/19)
Career..... 4, vs. Jackson St. (11/10/19)

Free Throws Attempted

19-20 7, vs. Jackson St. (11/10/19)
Career..... 7, vs. Jackson St. (11/10/19)

Double-Doubles

19-20 N/A
Career..... N/A

Double-Digit Game

19-20 1
Career..... 1

2019-20 game-by-game

Opponent	Date	gs	min	Total		3-Pointers		Free throws		Rebounds				Other					
				fg-fga	pct	3fg-fga	pct	ft-fa	pct	off	def	tot	avg	pf	a	t/o	blk	stl	pts
JACKSON ST.	11/10/19	17	2-3	.667	0-0	.000	4-7	.571	0	2	2	2.0	4	0	0	2	0	8	8.0
NORTH FLORIDA	11/13/19	11	2-3	.667	0-0	.000	2-3	.667	1	2	3	2.5	1	0	0	1	0	6	7.0
IUPUI	11/17/19	5	1-2	.500	0-0	.000	1-1	1.000	0	0	0	1.7	2	0	3	0	1	3	5.7
vs N.C. A&T	11/22/19	9	0-1	.000	0-0	.000	3-6	.500	2	2	4	2.3	4	0	1	1	0	3	5.0
at #19/20 DePaul	11/23/19	7	0-0	.000	0-0	.000	0-0	.000	0	2	2	2.2	1	1	0	0	0	4.0	
#7/5 OREGON STATE	11/29/19	8	0-1	.000	0-0	.000	0-0	.000	0	0	0	1.8	3	0	2	0	0	3.3	
MIAMI (OH)	11/30/19	15	5-5	1.000	0-0	.000	1-1	1.000	1	1	2	1.9	2	0	0	0	0	11	4.4
#14/16 INDIANA	12/04/19	8	0-2	.000	0-0	.000	1-2	.500	2	0	2	1.9	3	0	1	0	0	1	4.0
BINGHAMTON	12/17/19	* 11	2-3	.667	0-0	.000	1-2	.500	2	1	3	2.0	0	1	0	0	0	5	4.1
UNC ASHEVILLE	12/20/19	17	2-3	.667	0-0	.000	2-4	.500	3	1	4	2.2	5	1	1	3	0	6	4.3
Totals		1 108	14-23	.609	0-0	.000	15-26	.577	11	11	22	2.2	25	3	8	7	1	43	4.3

Games played: 10
Minutes/game: 10.8
Points/game: 4.3
FG Pct: 60.9
FT Pct: 57.7

Rebounds/game: 2.2
Assists/game: 0.3
Turnovers/game: 0.8
Assist/turnover ratio: 0.4
Steals/game: 0.1
Blocks/game: 0.7

Career Stats

Season	gp-gs	min/avg	Total		3-Point		F-Throws		Rebounds				Scoring							
			fg-fga	pct	fg-fga	pct	ft-fa	pct	off	def	tot	avg	pf	fo	ast	to	blk	stl	pts	avg
2019-20	10-1	108/10.8	14-23	.609	0-0	.000	15-26	.577	11	11	22	2.2	25	1	3	8	7	1	43	4.3
TOTAL	10-1	108/10.8	14-23	.609	0-0	.000	15-26	.577	11	11	22	2.2	25	1	3	8	7	1	43	4.3



2019-20 overall statistics

RECORD:	OVERALL	HOME	AWAY	NEUTRAL
ALL GAMES	7-3	6-2	0-1	1-0
CONFERENCE	0-0	0-0	0-0	0-0
NON-CONFERENCE	7-3	6-2	0-1	1-0

#	Player	gp-gs	min	avg	Total		3-Point		F-Throw		Rebounds				pf	dq	a	to	blk	stl	pts	avg
					fg-fga	fg%	3fg-fga	3fg%	ft-fga	ft%	off	def	tot	avg								
32	Beatrice Mompremier	10-9	259	25.9	68-126	.540	4-10	.400	33-47	.702	35	61	96	9.6	27	0	8	34	15	11	173	17.3
04	Endia Banks	10-10	291	29.1	39-81	.481	10-26	.385	18-29	.621	11	29	40	4.0	12	0	36	29	1	15	106	10.6
05	Mykea Gray	10-10	240	24.0	35-105	.333	14-48	.292	22-27	.815	5	17	22	2.2	17	0	26	21	0	13	106	10.6
20	Kelsey Marshall	10-10	272	27.2	34-88	.386	22-64	.344	12-15	.800	4	26	30	3.0	20	0	27	21	2	7	102	10.2
13	Taylor Mason	9-0	170	18.9	18-43	.419	3-10	.300	12-16	.750	2	13	15	1.7	10	0	10	15	1	6	51	5.7
44	Sydnee Roby	10-1	108	10.8	14-23	.609	0-0	.000	15-26	.577	11	11	22	2.2	25	1	3	8	7	1	43	4.3
01	Moulayna Johnson Sid	9-3	208	23.1	12-43	.279	7-24	.292	5-10	.500	11	19	30	3.3	8	0	13	10	1	5	36	4.0
21	Brianna Jackson	10-2	119	11.9	14-20	.700	1-3	.333	6-8	.750	10	24	34	3.4	32	3	4	6	8	10	35	3.5
15	Jamir Huston	10-5	143	14.3	11-23	.478	1-2	.500	5-11	.455	27	30	57	5.7	20	0	6	12	3	6	28	2.8
22	Yasmeen Chang	9-0	76	8.4	6-22	.273	0-4	.000	5-9	.556	4	8	12	1.3	9	0	4	8	1	9	17	1.9
12	Jacaira Allen	2-0	21	10.5	1-6	.167	0-0	.000	1-2	.500	1	1	2	1.0	2	0	3	1	0	1	3	1.5
00	Kenza Salgues	8-0	56	7.0	3-14	.214	3-13	.231	3-4	.750	0	4	4	0.5	5	0	4	7	0	0	12	1.5
03	Destiny Harden	7-0	37	5.3	2-9	.222	0-1	.000	2-4	.500	3	5	8	1.1	9	0	0	6	0	5	6	0.9
Team											25	34	59				6					
Total.....		10	2000		257-603	.426	65-205	.317	139-208	.668	149	282	431	43.1	196	4	144	184	39	89	718	71.8
Opponents.....		10	2000		228-615	.371	67-225	.298	118-155	.761	116	225	341	34.1	205	-	143	164	28	66	641	64.1

TEAM STATISTICS	UM	OPP	Date	Opponent	Score	Att.
SCORING	718	641	11/10/19	JACKSON ST.	w 83-68	917
Points per game	71.8	64.1	11/13/19	NORTH FLORIDA	w 78-55	4017
Scoring margin	+7.7	-	11/17/19	IUPUI	w 74-65	863
FIELD GOALS-ATT	257-603	228-615	# 11/22/19	vs N.C. A&T	w 68-67	3062
Field goal pct	.426	.371	# 11/23/19	at #19/20 DePaul	L 83-89	1608
3 POINT FG-ATT	65-205	67-225	^ 11/29/19	#7/5 OREGON STATE	L 53-75	1336
3-point FG pct	.317	.298	^ 11/30/19	MIAMI (OH)	w 80-62	823
3-pt FG made per game	6.5	6.7	12/04/19	#14/16 INDIANA	L 45-58	848
FREE THROWS-ATT	139-208	118-155	12/17/19	BINGHAMTON	w 79-56	983
Free throw pct	.668	.761	& 12/20/19	UNC ASHEVILLE	w 75-46	733
F-Throws made per game	13.9	11.8	* - Conference game			
REBOUNDS	431	341				
Rebounds per game	43.1	34.1				
Rebounding margin	+9.0	-				
ASSISTS	144	143				
Assists per game	14.4	14.3				
TURNOVERS	184	164				
Turnovers per game	18.4	16.4				
Turnover margin	-2.0	-				
Assist/turnover ratio	0.8	0.9				
STEALS	89	66				
Steals per game	8.9	6.6				
BLOCKS	39	28				
Blocks per game	3.9	2.8				
ATTENDANCE	10520	4670				
Home games-Avg/Game	8-1315	1-1608				
Neutral site-Avg/Game	-	1-3062				

Score by Periods	1st	2nd	3rd	4th	Totals
Miami (FL)	187	171	165	195	718
Opponents	146	120	180	195	641



miami game-by-game

Opponent	Date	Score		Total		3-Pointers		Free throws		Rebounds				pf	a	t/o	blk	stl	pts	avg
				fg-fga	pct	3fg-fga	pct	ft-fa	pct	off	def	tot	avg							
JACKSON ST.	11/10/19	83-68	W	29-58	.500	11-24	.458	14-30	.467	16	28	44	44.0	23	19	27	8	11	83	83.0
NORTH FLORIDA	11/13/19	78-55	W	30-61	.492	9-25	.360	9-17	.529	12	28	40	42.0	16	16	11	4	11	78	80.5
IUPUI	11/17/19	74-65	W	25-56	.446	5-15	.333	19-22	.864	11	21	32	38.7	16	14	18	2	15	74	78.3
vs N.C. A&T	11/22/19	68-67	W	23-62	.371	7-24	.292	15-22	.682	20	20	40	39.0	27	14	24	10	15	68	75.8
at #19/20 DePaul	11/23/19	83-89	L	27-56	.482	6-17	.353	23-33	.697	15	35	50	41.2	19	14	23	1	4	83	77.2
#7/5 OREGON STATE	11/29/19	53-75	L	19-54	.352	3-20	.150	12-17	.706	9	21	30	39.3	18	9	16	1	7	53	73.2
MIAMI (OH)	11/30/19	80-62	W	32-60	.533	6-19	.316	10-17	.588	13	39	52	41.1	15	20	24	1	5	80	74.1
#14/16 INDIANA	12/04/19	45-58	L	13-60	.217	4-18	.222	15-22	.682	19	27	46	41.8	19	4	18	4	5	45	70.5
BINGHAMTON	12/17/19	79-56	W	32-78	.410	6-21	.286	9-11	.818	22	36	58	43.6	18	16	16	2	9	79	71.4
UNC ASHEVILLE	12/20/19	75-46	W	27-58	.466	8-22	.364	13-17	.765	12	27	39	43.1	25	18	7	6	7	75	71.8
Miami (FL)		718		257-603	.426	65-205	.317	139-208	.668	149	282	431	43.1	196	144	184	39	89	718	71.8
Opponents		641		228-615	.371	67-225	.298	118-155	.761	116	225	341	34.1	205	143	164	28	66	641	64.1

Games played: 10
Points/game: 71.8
FG Pct: 42.6
3FG Pct: 31.7
FT Pct: 66.8

Rebounds/game: 43.1
Assists/game: 14.4
Turnovers/game: 18.4
Assist/turnover ratio: 0.8
Steals/game: 8.9
Blocks/game: 3.9



opponent game-by-game

Opponent	Date	Score	W	Total		3-Pointers		Free throws		Rebounds				pf	a	t/o	blk	stl	pts	avg
				fg-fga	pct	3fg-fga	pct	ft-fa	pct	off	def	tot	avg							
JACKSON ST.	11/10/19	83-68	W	25-73	.342	2-13	.154	16-27	.593	24	20	44	44.0	25	12	22	4	9	68	68.0
NORTH FLORIDA	11/13/19	78-55	W	19-57	.333	6-26	.231	11-11	1.000	8	23	31	37.5	19	13	18	2	6	55	61.5
IUPUI	11/17/19	74-65	W	26-52	.500	8-19	.421	5-6	.833	6	20	26	33.7	24	15	23	0	5	65	62.7
vs N.C. A&T	11/22/19	68-67	W	23-54	.426	2-11	.182	19-26	.731	13	22	35	34.0	23	14	23	3	6	67	63.8
at #19/20 DePaul	11/23/19	83-89	L	28-77	.364	17-48	.354	16-17	.941	15	17	32	33.6	24	20	10	2	11	89	68.8
#7/5 OREGON STATE	11/29/19	53-75	L	28-57	.491	12-33	.364	7-11	.636	8	28	36	34.0	17	19	16	2	2	75	69.8
MIAMI (OH)	11/30/19	80-62	W	22-72	.306	4-19	.211	14-15	.933	11	18	29	33.3	21	15	10	4	12	62	68.7
#14/16 INDIANA	12/04/19	45-58	L	21-56	.375	5-17	.294	11-14	.786	8	31	39	34.0	18	13	13	7	9	58	67.4
BINGHAMTON	12/17/19	79-56	W	22-62	.355	7-24	.292	5-6	.833	5	25	30	33.6	16	17	16	3	2	56	66.1
UNC ASHEVILLE	12/20/19	75-46	W	14-55	.255	4-15	.267	14-22	.636	18	21	39	34.1	18	5	13	1	4	46	64.1
Opponents		641		228-615	.371	67-225	.298	118-155	.761	116	225	341	34.1	205	143	164	28	66	641	64.1
Miami (FL)		718		257-603	.426	65-205	.317	139-208	.668	149	282	431	43.1	196	144	184	39	89	718	71.8

Games played: 10
Points/game: 64.1
FG Pct: 37.1
3FG Pct: 29.8
FT Pct: 76.1

Rebounds/game: 34.1
Assists/game: 14.3
Turnovers/game: 16.4
Assist/turnover ratio: 0.9
Steals/game: 6.6
Blocks/game: 2.8



game-by-game highs

Opponent	Date	Score	Points	Rebounds	Assists	Steals	Blocked shots
JACKSON ST.	11/10/19	83-68	18-Kelsey Marshall	11-Beatrice Mompremi	6-Endia Banks	3-Endia Banks	4-Brianna Jackson
NORTH FLORIDA	11/13/19	78-55	16-Kelsey Marshall Beatrice Mompremie	6-Brianna Jackson	5-Endia Banks	3-Beatrice Mompremi	2-Brianna Jackson
IUPUI	11/17/19	74-65	23-Endia Banks	11-Beatrice Mompremi	4-Endia Banks Kelsey Marshall	5-Endia Banks	2-Beatrice Mompremi
vs N.C. A&T	11/22/19	68-67	19-Mykea Gray	8-Beatrice Mompremi	6-Endia Banks	5-Mykea Gray	4-Beatrice Mompremi
at #19/20 DePaul	11/23/19	83-89	31-Beatrice Mompremi	18-Beatrice Mompremi	4-Moulayna Johnson	3-Endia Banks	1-Brianna Jackson
#7/5 OREGON STATE	11/29/19	53-75	13-Beatrice Mompremi	7-Beatrice Mompremi	2-Kelsey Marshall Mykea Gray	2-Taylor Mason Brianna Jackson	1-Beatrice Mompremi
MIAMI (OH)	11/30/19	80-62	13-Beatrice Mompremi	13-Jamir Huston	5-Kelsey Marshall	2-Beatrice Mompremi	1-Taylor Mason
#14/16 INDIANA	12/04/19	45-58	13-Endia Banks	8-Jamir Huston	1-Beatrice Mompremi Jamir Huston Kelsey Marshall Moulayna Johnson	1-Jamir Huston Taylor Mason Endia Banks Mykea Gray Yasmeen Chang	3-Beatrice Mompremi
BINGHAMTON	12/17/19	79-56	18-Beatrice Mompremi	16-Beatrice Mompremi	5-Mykea Gray	3-Jamir Huston Mykea Gray	2-Beatrice Mompremi
UNC ASHEVILLE	12/20/19	75-46	17-Beatrice Mompremi	12-Beatrice Mompremi	3-Endia Banks Jacaira Allen	3-Destiny Harden	3-Sydnee Roby



opponent game-by-game

Miami (FL) - INDIVIDUAL GAME HIGHS

Table with 3 columns: Stat, Value, Opponent/Date. Rows include Points, Field Goals Made, 3-Point FG Made, Free Throws Made, Rebounds, Assists, Steals, Blocked Shots, Turnovers, Fouls, and Minutes.

OPPONENT INDIVIDUAL GAME HIGHS

Table with 3 columns: Stat, Value, Opponent/Date. Rows include Points, Field Goals Made, 3-Point FG Made, Free Throws Made, Rebounds, Assists, Steals, and Blocked Shots.



team game highs/lows

Miami (FL) - TEAM GAME HIGHS

Table with 3 columns: Stat, Value, Opponent/Date. Rows include POINTS, FIELD GOALS MADE, 3 PT FIELD GOALS MADE, etc.

Miami (FL) - GAME LOWS

Table with 3 columns: Stat, Value, Opponent/Date. Rows include POINTS, FIELD GOALS MADE, 3 PT FIELD GOALS MADE, etc.

Opponent - GAME HIGHS

Table with 3 columns: Stat, Value, Opponent/Date. Rows include POINTS, FIELD GOALS MADE, 3 PT FIELD GOALS MADE, etc.

Opponent - GAME LOWS

Table with 3 columns: Stat, Value, Opponent/Date. Rows include POINTS, FIELD GOALS MADE, 3 PT FIELD GOALS MADE, etc.



points-rebounds-assists

Opponent	Date	Score		00	01	03	04	05	12	13
				SALGUES,KE	SID,MOULAY	HARDEN,DES	BANKS,ENDI	GRAY,MYKEA	ALLEN,JACA	MASON,TAYL
JACKSON ST.	11/10/19	83-68	w	0-0-0	3-2-3	0-1-0	11-3-6	12-2-4	DNP	DNP
NORTH FLORIDA	11/13/19	78-55	w	0-0-1	7-2-1	0-0-0	6-5-5	8-2-3	DNP	8-1-2
IUPUI	11/17/19	74-65	w	0-0-0	0-1-1	DNP	23-3-4	16-2-2	DNP	4-1-1
vs N.C. A&T	11/22/19	68-67	w	DNP	5-6-0	0-0-0	7-2-6	19-2-1	DNP	4-0-1
at #19/20 DePaul	11/23/19	83-89	L	DNP	10-6-4	DNP	9-6-3	0-4-3	DNP	3-0-0
#7/5 OREGON STATE	11/29/19	53-75	L	0-0-0	3-2-1	0-1-0	12-4-1	6-1-2	DNP	9-1-1
MIAMI (OH)	11/30/19	80-62	w	3-2-0	3-3-2	2-1-0	5-3-4	10-3-4	DNP	10-4-3
#14/16 INDIANA	12/04/19	45-58	L	0-0-0	3-5-1	DNP	13-5-0	7-2-0	DNP	6-4-0
BINGHAMTON	12/17/19	79-56	w	2-0-1	2-3-0	2-4-0	12-5-4	15-2-5	0-0-0	5-2-0
UNC ASHEVILLE	12/20/19	75-46	w	7-2-2	DNP	2-1-0	8-4-3	13-2-2	3-2-3	2-2-2

Opponent	Date	Score		15	20	21	22	32	44
				HUSTON,JAM	MARSHALL,K	JACKSON,BR	CHANG,YASM	MOMPREMIER	ROBY,SYDNE
JACKSON ST.	11/10/19	83-68	w	6-5-0	18-4-4	6-4-0	3-3-1	16-11-1	8-2-0
NORTH FLORIDA	11/13/19	78-55	w	0-4-1	16-4-1	4-6-1	7-3-0	16-3-1	6-3-0
IUPUI	11/17/19	74-65	w	0-2-0	8-5-4	0-3-0	0-0-0	20-11-2	3-0-0
vs N.C. A&T	11/22/19	68-67	w	0-2-0	10-2-3	2-3-2	0-2-1	18-8-0	3-4-0
at #19/20 DePaul	11/23/19	83-89	L	4-5-0	22-5-2	4-0-0	DNP	31-18-1	0-2-1
#7/5 OREGON STATE	11/29/19	53-75	L	1-4-0	3-2-2	6-3-0	0-0-1	13-7-1	0-0-0
MIAMI (OH)	11/30/19	80-62	w	4-13-1	3-3-5	9-4-0	7-1-1	13-4-0	11-2-0
#14/16 INDIANA	12/04/19	45-58	L	4-8-1	0-2-1	0-5-0	0-0-0	11-6-1	1-2-0
BINGHAMTON	12/17/19	79-56	w	7-9-1	11-2-3	0-4-1	0-2-0	18-16-0	5-3-1
UNC ASHEVILLE	12/20/19	75-46	w	2-5-2	11-1-2	4-2-0	0-1-0	17-12-1	6-4-1



GAME ONE

#18/19 Miami vs. Jackson State

Nov. 10, 2019 || Coral Gables, Fla.

Jackson St. 68 • 0-2, 0-0 SWAC

#	Player	Total			3-Ptr			Rebounds			PF	TP	A	TO	Blk	Stl	Min
		FG-FGA	FG-FGA	FT-FTA	FG-FGA	FG-FGA	FT-FTA	Off	Def	Tot							
23	Arneisha Hamer	f	3-13	0-1	2-2	1	3	4	3	8	0	2	0	1	27		
04	Arneisha Williams	f	7-13	0-1	0-2	5	6	11	4	14	0	2	2	1	27		
01	Kaishya Lucky	g	2-5	0-1	2-2	0	2	2	4	6	4	3	0	0	21		
10	Keshuna Luckett	g	1-7	0-2	4-6	1	0	1	0	6	3	3	0	1	16		
11	Sumer Williams	g	0-3	0-0	0-0	1	2	3	2	0	2	1	1	1	18		
00	Ieisha Lacey	g	2-11	1-3	0-0	3	0	3	2	5	0	4	0	1	23		
02	Antionette Womack	g	0-0	0-0	2-5	2	1	3	5	2	0	1	0	0	9		
03	D'Asia Mitchell	g	2-5	0-3	0-0	1	1	2	0	4	2	0	0	0	6		
05	Walneika Holmes	g	1-1	1-1	0-3	1	0	1	0	3	0	0	0	0	1		
13	Elexis Peyton	g	0-0	0-0	0-0	0	0	0	1	0	0	0	0	0	2		
20	Jiniva Tallie	g	0-1	0-0	4-4	0	0	0	1	4	0	1	0	1	7		
24	Dayzsha Rogan	g	5-8	0-1	0-0	0	2	2	1	10	0	3	0	2	21		
35	Cherelle Jones	g	2-6	0-0	1-1	1	2	3	5	0	1	1	0	1	16		
42	Shelby Augustine	g	0-0	0-0	1-2	0	0	0	0	1	1	1	0	1	6		
Team						8	2	10									
Totals			25-73	2-13	16-27	24	20	44	25	68	12	22	4	9	200		

1st FG %: 3-16 18.8% 2nd 5-19 26.3% 3rd 10-22 45.5% 4th 7-16 43.8% Game: 25-73 34.2% Deadball
 3FG %: 0-3 0.0% 1-6 16.7% 0-0 0.0% 1-4 25.0% 2-13 15.4% Rebounds
 FT %: 4-5 80.0% 2-4 50.0% 2-4 50.0% 4-8 50.0% 1-2 16.7% 16-27 59.3%

#18/19 Miami (FL) 83 • 1-0, 0-0 ACC

#	Player	Total			3-Ptr			Rebounds			PF	TP	A	TO	Blk	Stl	Min
		FG-FGA	FG-FGA	FT-FTA	FG-FGA	FG-FGA	FT-FTA	Off	Def	Tot							
15	Jamir Huston	f	3-4	0-0	0-1	3	2	5	4	6	0	0	0	0	9		
32	Beatrice Mompremier	f	6-13	1-1	3-5	4	7	11	4	16	1	4	0	0	23		
04	Endia Banks	g	4-10	1-4	2-6	2	1	3	0	11	6	6	0	3	33		
05	Mykea Gray	g	4-8	3-5	1-2	1	1	2	3	12	4	2	0	2	35		
20	Kelsey Marshall	g	6-11	4-7	2-2	1	3	4	1	18	4	4	1	1	21		
00	Kenza Salgues	g	0-0	0-0	0-0	0	0	0	0	0	0	3	0	0	3		
01	Moulayna Johnson Sid	g	1-3	1-3	0-0	1	1	2	1	3	3	1	1	2	19		
03	Destiny Harden	g	0-0	0-0	0-0	0	1	2	0	0	1	1	0	1	8		
21	Brianna Jackson	g	2-3	1-2	1-3	0	4	2	6	0	1	4	2	14			
22	Yasmeen Chang	g	1-3	0-2	1-4	1	2	3	2	3	1	5	0	18			
44	Sydney Roby	g	2-3	0-0	4-7	0	2	2	4	8	0	0	2	0	17		
Team						3	4	7									
Totals			29-58	11-24	14-30	16	28	44	23	83	19	27	8	11	200		

1st FG %: 9-16 56.3% 2nd 6-13 46.2% 3rd 6-13 46.2% 4th 8-16 50.0% Game: 29-58 50.0% Deadball
 3FG %: 5-8 62.5% 2-3 66.7% 3-8 37.5% 1-5 20.0% 11-24 45.8% Rebounds
 FT %: 1-5 20.0% 4-8 50.0% 5-9 55.6% 4-8 50.0% 1-30 46.7%

Officials: Krystle Appeltanz,Edward Sidlasky,Eric Brewton
 Technical fouls: Jackson St.-None, #18/19 Miami (FL)-None.
 Attendance: 917

Score by periods	1st	2nd	3rd	4th	Total
Jackson St.	10	13	22	23	68
#18/19 Miami (FL)	24	18	20	21	83

Points	In	Off	2nd	Fast	Bench
	Paint	T/O	Chance	Break	
JSU	26	26	17	7	34
UM	34	27	19	12	20

Last FG - JSU 4th-00:41, UM 4th-03:17.
 Largest lead - JSU None, UM by 28 4th-03:17.
 JSU led for 00:00, UM led for 39:12, Game was tied for 00:25.

Score tied - 0 times.
 Lead changed - 0 times.

GAME TWO

#17/19 Miami vs. North Florida

Nov. 13, 2019 || Coral Gables, Fla.

North Florida 55 • 1-2, 0-0 ASUN

#	Player	Total			3-Ptr			Rebounds			PF	TP	A	TO	Blk	Stl	Min
		FG-FGA	FG-FGA	FT-FTA	FG-FGA	FG-FGA	FT-FTA	Off	Def	Tot							
11	Jazz Bond	f	3-11	0-5	2-2	4	4	8	3	8	1	2	2	2	29		
44	Dasha Eremeeva	f	3-8	0-1	2-2	0	4	4	3	8	0	1	0	1	30		
03	Tiffany Tolbert	g	1-9	1-5	2-2	0	1	1	2	5	2	6	0	0	28		
04	Adrienne Jackson	g	3-10	1-5	0-0	0	4	4	3	7	3	3	0	0	31		
24	Janessa Green	g	3-8	1-2	3-3	2	2	4	2	10	2	4	0	1	28		
05	Alexis Gordon	g	5-8	3-6	0-0	0	2	2	1	13	2	0	0	0	16		
12	Ariel Scott	g	0-0	0-0	2-2	0	3	3	2	2	3	0	0	1	9		
13	Rhetta Moore	g	0-0	0-0	0-0	0	0	0	0	0	0	0	0	0	2		
30	Victoria Patrick	g	0-2	0-0	0-0	0	1	1	2	0	0	1	0	0	22		
40	Emma Broermann	g	1-1	0-0	0-0	0	0	0	1	2	0	0	0	1	5		
Team						2	2	4									
Totals			19-57	6-26	11-11	8	23	31	19	55	13	18	2	6	200		

1st FG %: 4-11 36.4% 2nd 5-17 29.4% 3rd 5-12 41.7% 4th 5-17 29.4% Game: 19-57 33.3% Deadball
 3FG %: 1-4 25.0% 2-10 20.0% 1-5 20.0% 2-7 28.6% 6-26 23.1% Rebounds
 FT %: 5-5 100.0% 0-0 0.0% 0-0 0.0% 6-8 100.0% 11-11 100.0%

#17/19 Miami (FL) 78 • 2-0, 0-0 ACC

#	Player	Total			3-Ptr			Rebounds			PF	TP	A	TO	Blk	Stl	Min
		FG-FGA	FG-FGA	FT-FTA	FG-FGA	FG-FGA	FT-FTA	Off	Def	Tot							
15	Jamir Huston	f	0-4	0-0	0-0	2	2	4	2	0	1	1	0	1	14		
32	Beatrice Mompremier	f	5-9	2-3	4-5	2	1	3	3	16	1	1	1	3	24		
04	Endia Banks	g	3-6	0-3	0-0	2	3	5	1	6	5	2	0	0	29		
05	Mykea Gray	g	3-8	2-6	0-0	0	2	2	1	8	3	2	0	1	22		
20	Kelsey Marshall	g	6-11	4-9	0-2	0	4	4	3	16	1	2	0	2	27		
00	Kenza Salgues	g	0-0	0-0	0-0	0	0	0	0	0	1	0	0	0	5		
01	Moulayna Johnson Sid	g	3-5	1-3	0-2	1	1	2	0	7	1	0	0	0	20		
03	Destiny Harden	g	0-1	0-0	0-0	0	0	0	1	0	0	1	0	0	4		
13	Taylor Mason	g	4-7	0-1	0-1	0	0	1	1	8	2	1	0	0	19		
21	Brianna Jackson	g	2-2	0-0	0-0	2	4	6	3	4	1	0	2	15			
22	Yasmeen Chang	g	2-5	0-0	3-4	0	3	3	0	7	0	1	0	2	10		
44	Sydney Roby	g	2-3	0-0	2-3	1	2	3	1	6	0	0	1	0	11		
Team						2	5	7									
Totals			30-61	9-25	9-17	12	28	40	16	78	16	11	4	11	200		

1st FG %: 10-16 62.5% 2nd 4-17 23.5% 3rd 8-15 53.3% 4th 8-13 61.5% Game: 30-61 48.2% Deadball
 3FG %: 3-6 50.0% 1-8 12.5% 2-6 33.3% 3-5 60.0% 9-25 36.0% Rebounds
 FT %: 3-7 42.9% 0-0 0.0% 4-5 80.0% 3-5 60.0% 9-17 52.9%

Officials: Nykeshia Thompson,Luis Gonzalez,Angela Lewis
 Technical fouls: North Florida-None, #17/19 Miami (FL)-None.
 Attendance: 4017

Score by periods	1st	2nd	3rd	4th	Total
North Florida	14	12	11	18	55
#17/19 Miami (FL)	25	9	22	22	78

Points	In	Off	2nd	Fast	Bench
	Paint	T/O	Chance	Break	
UNF	12	10	9	6	17
UM	36	27	13	16	32

Last FG - UNF 4th-00:02, UM 4th-01:54.
 Largest lead - UNF by 21st-09:13, UM by 33 4th-02:48.
 UNF led for 00:23, UM led for 37:23, Game was tied for 02:14.

Score tied - 2 times.
 Lead changed - 3 times.

GAME THREE

#17/19 Miami vs. IUPUI

Nov. 17, 2019 || Coral Gables, Fla.

IUPUI 65 • 2-1, 0-0 Horizon

#	Player	Total			3-Ptr			Rebounds			PF	TP	A	TO	Blk	Stl	Min
		FG-FGA	FG-FGA	FT-FTA	FG-FGA	FG-FGA	FT-FTA	Off	Def	Tot							
30	Morgan Allen	f	0-0	0-0	2-2	0	1	1	4	2	0	3	0	0	15		
05	Macee Williams	f	7-11	0-0	3-3	1	3	4	4	17	2	3	0	1	32		
04	Holly Hoopingarner	g	6-8	2-3	0-0	0	1	1	3	14	4	5	0	4	36		
14	Rachel McLimore	g	3-10	1-3	0-1	3	3	6	4	7	3	2	0	0	37		
05	Sydney Roule	g	0-3	0-3	0-0	0	2	2	1	0	0	1	0	0	14		
01	Destiny Perkins	g	2-5	2-3	0-0	0	1	1	3	6	2	4	0	0	14		
02	Taylor Ramey	g	0-0	0-0	0-0	0	0	0	1	0	0	0	0	0	6		
10	Ali Berg	g	1-1	0-0	0-0	0	1	1	2	0	0	0	0	0	4		
00	Agatha Beier	g	0-0	0-0	0-0	0	1	1	1	0	1	0	0	0	5		
24	Natalie Andersen	g	6-10	3-7	0-0	0	4	4	1	15	1	3	0	0	26		
34	Katelyn O'Reilly	g	1-4	0-0	0-0	0	0	0	1	2	2	1	0	0	11		
Team						2	4	6									
Totals			26-52	8-19	5-6	6	20	26	24	65	15	23	0	5	200		

1st FG %: 4-14 28.6% 2nd 6-11 54.5% 3rd 10-14 71.4% 4th 6-13 46.2% Game: 26-52 50.0% Deadball
 3FG %: 2-6 33.3% 1-3 33.3% 4-7 57.1% 1-4 25.0% 6-19 31.6% Rebounds
 FT %: 0-0 0.0% 2-2 100.0% 0-1 0.0% 3-3 100.0% 5-6 83.3%

#17/19 Miami (FL) 74 • 3-0, 0-0 ACC

#	Player	Total			3-Ptr			Rebounds		
---	--------	-------	--	--	-------	--	--	----------	--	--



2019-20 box scores

GAME FIVE

#16/17 Miami at #19/20 DePaul

Nov. 23, 2019 || Chicago, Ill.

#16/17 Miami (FL) 83 • 4-1, 0-0 ACC

Box score for Game Five, Miami vs DePaul. Includes player stats, totals, and shooting percentages.

#19/20 DePaul 89 • 4-1, 0-0 BIGEAST

Box score for Game Five, DePaul vs Miami. Includes player stats, totals, and shooting percentages.

Officials: Rebecca Taylor, Eric Brewton, Karen Preato
Technical fouls: #16/17 Miami (FL)-None, #19/20 DePaul-Sonya Morris.
Attendance: 1608

Score by periods table for Game Five.

Points in paint table for Game Five.

Last FG - UM 4th-00:22, DEPAUL 4th-02:53.
Largest lead - UM by 3 1st-09:55, DEPAUL by 12 4th-08:27.
UM led for 07:56, DEPAUL led for 25:27. Game was tied for 06:37.

Score tied - 12 times.
Lead changed - 21 times.

GAME SIX

#19/18 Miami vs. #7/5 Oregon State

Nov. 29, 2019 || Coral Gables, Fla.

#7/5 Oregon State 75 • 6-0, 0-0 P12

Box score for Game Six, Oregon State vs Miami. Includes player stats, totals, and shooting percentages.

#19/18 Miami 53 • 4-2, 0-0 ACC

Box score for Game Six, Miami vs Oregon State. Includes player stats, totals, and shooting percentages.

Officials: Saif Esho, Pualani Spurlock, Joseph Vazally
Technical fouls: #7/5 Oregon State-None, #19/18 Miami-None.
Attendance: 1336

Score by periods table for Game Six.

Last FG - OSU 4th-04:02, UM 4th-01:51.
Largest lead - OSU by 25 4th-08:02, UM by 2 1st-09:04.
OSU led for 37:45, UM led for 00:38. Game was tied for 01:37.

Score tied - 1 time.
Lead changed - 1 time.

GAME SEVEN

#19/18 Miami vs. Miami (OH)

Nov. 30, 2019 || Coral Gables, Fla.

Miami (OH) 62 • 4-4, 0-0 MAC

Box score for Game Seven, Miami (OH) vs Miami (FL). Includes player stats, totals, and shooting percentages.

#19/18 Miami 80 • 5-2, 0-0 ACC

Box score for Game Seven, Miami (FL) vs Miami (OH). Includes player stats, totals, and shooting percentages.

Officials: Linda Miles, Ron Ledington, Pualani Spurlock
Technical fouls: Miami (OH)-None, #19/18 Miami-Brianna Jackson.
Attendance: 823

Score by periods table for Game Seven.

Points in paint table for Game Seven.

Last FG - MICH 4th-00:53, UM 4th-01:02.
Largest lead - MICH by 2 1st-08:54, UM by 26 4th-08:00.
MICH led for 01:24, UM led for 36:59. Game was tied for 01:37.

Score tied - 3 times.
Lead changed - 2 times.

GAME EIGHT

#21/22 Miami vs. #14/16 Indiana

Dec. 4, 2019 || Coral Gables, Fla.

#14/16 Indiana 58 • 7-1, 0-0 Big Ten

Box score for Game Eight, Indiana vs Miami. Includes player stats, totals, and shooting percentages.

#21/22 Miami (FL) 45 • 5-3, 0-0 ACC

Box score for Game Eight, Miami vs Indiana. Includes player stats, totals, and shooting percentages.

Officials: Maggie Tieman, Bruce Morris, Dee Kantner
Technical fouls: #14/16 Indiana-None, #21/22 Miami (FL)-None.
Attendance: 848

Score by periods table for Game Eight.

Last FG - IND 4th-02:56, UM 4th-01:40.
Largest lead - IND by 14 3rd-04:19, UM by 5 2nd-05:05.
IND led for 29:09, UM led for 06:55. Game was tied for 03:56.

Score tied - 4 times.
Lead changed - 6 times.



2019-20 box scores

GAME NINE

Miami vs. Binghamton

Dec. 17, 2019 || Coral Gables, Fla.

Binghamton 56 • 9-1, 0-0 America

#	Player	Total		3-Ptr		Rebounds			PF	TP	A	T	Blk	Stl	Min
		FG-FGA	FT-FTA	FG-FGA	FT-FTA	Off	Def	Tot							
21	Kanlee Krchnavi	f	1-1	0-0	0-0	0	0	0	2	2	0	1	0	0	13
24	Olivia Ramil	f	6-8	0-1	0-0	2	3	5	5	12	1	2	1	0	19
03	Kai Moon	g	2-16	2-10	0-0	1	3	4	2	6	4	1	1	1	34
04	Annie Ramil	g	0-5	0-0	2-2	0	8	8	1	2	5	2	0	1	25
32	Carly Boland	g	8-15	4-9	2-2	0	1	1	0	22	0	5	1	0	33
01	Denai Bowman	g	1-6	0-0	0-0	0	0	0	0	2	4	0	0	0	25
05	Hayley Moore	g	1-2	1-2	0-0	0	0	0	2	3	0	0	0	0	4
11	Khoryn Bannis	g	0-0	0-0	0-0	0	0	0	1	0	0	0	0	0	1
14	Zahra Barnes	g	0-1	0-0	1-2	1	1	2	0	1	1	4	0	0	20
15	Cassidy Roberts	g	0-0	0-0	0-0	0	0	0	0	0	0	0	0	0	5
44	Matlida Soric	g	0-0	0-0	0-0	0	0	0	1	0	0	0	0	0	1
50	Kaylee Wasco	g	3-8	0-2	0-0	1	3	4	2	6	2	1	0	0	20
	Team					0	6	6							
	Totals		22-62	7-24	5-6	5	25	30	16	56	17	16	3	2	200

1st - FG %: 7.16 43.8% 2nd: 3-15 20.0% 3rd: 6-16 37.5% 4th: 6-15 40.0% Game: 22-62 35.5% Deadball Rebounds 0
 3FG %: 2-6 33.3% 1-5 20.0% 2-4 50.0% 3-9 22.2% 5-6 83.3%
 FT %: 0-0 0.0% 0-0 0.0% 2-2 100.0%

Miami (FL) 79 • 6-3, 0-0 ACC

#	Player	Total		3-Ptr		Rebounds			PF	TP	A	T	Blk	Stl	Min
		FG-FGA	FT-FTA	FG-FGA	FT-FTA	Off	Def	Tot							
15	Jamir Huston	f	3-5	1-1	0-0	3	6	9	2	7	1	3	0	3	18
44	Sydney Roby	c	2-3	0-0	1-2	2	1	3	0	5	1	0	0	0	11
04	Endia Banks	g	6-13	0-1	0-1	2	3	5	0	12	4	2	0	0	32
05	Mykea Gray	g	5-16	1-6	4-4	2	0	2	1	15	5	3	0	3	28
20	Kelsey Marshall	g	4-9	3-8	0-0	0	2	2	4	11	3	1	0	0	23
00	Kenza Saigues	g	0-3	0-2	2-2	0	0	0	1	2	1	1	0	0	6
01	Moulayna Johnson Sid	g	1-3	0-1	0-0	1	2	3	1	2	0	2	0	1	16
03	Destiny Harden	g	1-1	0-0	0-0	0	4	4	1	2	0	1	0	0	6
12	Jacaira Allen	g	0-3	0-0	0-0	0	0	0	1	0	0	0	0	0	7
13	Taylor Mason	g	2-5	1-2	0-0	0	2	2	0	5	0	0	0	0	17
21	Brianna Jackson	g	0-1	0-0	0-0	1	3	4	3	0	1	2	0	1	9
22	Yasmeen Chang	g	0-2	0-0	0-0	2	0	2	2	0	0	0	0	0	3
32	Beatrice Mompremier	g	8-14	0-0	2-2	7	9	16	2	18	0	1	2	1	24
	Team					2	4	6							
	Totals		32-78	6-21	9-11	22	36	58	18	79	16	16	2	9	200

1st - FG %: 7.21 33.3% 2nd: 7-16 43.8% 3rd: 9-19 47.4% 4th: 9-22 40.9% Game: 32-78 41.0% Deadball Rebounds 1
 3FG %: 1-6 16.7% 3-6 50.0% 1-2 50.0% 1-7 14.3% 6-21 28.6% 9-11 81.8%
 FT %: 8-6 100.0% 0-1 0.0%

Officials: Ryan Durham,Linda Miles,Edward Sidlasky
 Technical fouls: Binghamton-None. Miami (FL)-None.
 Attendance: 983

Score by periods	1st	2nd	3rd	4th	Total
Binghamton	16	7	16	17	56
Miami (FL)	21	17	19	22	79

Last FG - BING 4th-00:32. UM 4th-01:09.
 Largest lead - BING None. UM by 26 4th-01:09.
 BING led for 00:00. UM led for 39:07. Game was tied for 00:53.

Points	In	Off	2nd	Fast	Break
BING	18	9	7	5	12
UM	52	22	17	18	29

Score tied - 1 time.
 Lead changed - 0 times.

GAME TEN

Miami vs. UNC Asheville

Dec. 20, 2019 || Coral Gables, Fla.

UNC Asheville 46 • 5-3, 0-0 BigSou

#	Player	Total		3-Ptr		Rebounds			PF	TP	A	T	Blk	Stl	Min
		FG-FGA	FT-FTA	FG-FGA	FT-FTA	Off	Def	Tot							
14	Brooke Jordan-Brown	c	0-2	0-0	0-0	3	2	5	2	0	0	0	1	1	24
00	Nadiria Evans	g	5-14	0-0	2-4	1	2	3	2	12	2	4	0	0	25
01	Amayah Corpening	g	2-6	2-4	0-0	0	0	0	2	6	1	4	0	0	28
03	Zip Scott	g	0-7	0-3	0-0	0	3	3	2	0	0	2	0	1	25
15	Sonora Dengokl	g	2-11	0-0	5-8	0	1	1	2	9	1	1	0	0	27
02	Tamiah Lewis	g	1-4	1-4	2-2	0	0	0	0	5	0	0	0	1	13
04	Evonna McGill	g	0-1	0-0	2-2	1	3	4	2	2	0	0	0	0	13
10	Skye Green	g	0-0	0-0	0-0	0	2	2	1	0	1	1	0	0	3
11	Jimeshia Lawson	g	1-4	0-0	0-1	5	2	7	2	2	0	0	0	1	17
20	Nia Washington	g	0-1	0-1	1-2	2	0	2	0	1	0	0	0	0	10
23	Faith Adams	g	2-3	0-1	2-3	0	0	0	2	6	0	0	0	0	9
24	Kai Carter	g	1-2	1-2	0-0	0	1	1	1	3	0	0	0	0	6
	Team					6	5	11							
	Totals		14-55	4-15	14-22	18	21	39	18	46	5	13	1	4	200

1st - FG %: 3-11 27.3% 2nd: 0-15 0.0% 3rd: 2-14 14.3% 4th: 9-15 60.0% Game: 14-55 25.5% Deadball Rebounds 4
 3FG %: 0-2 0.0% 0-3 0.0% 0-3 0.0% 4-7 57.1% 4-15 26.7%
 FT %: 3-6 50.0% 0-1 0.0% 6-8 75.0% 5-7 71.4% 14-22 63.6%

Miami 75 • 7-3, 0-0 ACC

#	Player	Total		3-Ptr		Rebounds			PF	TP	A	T	Blk	Stl	Min
		FG-FGA	FT-FTA	FG-FGA	FT-FTA	Off	Def	Tot							
15	Jamir Huston	f	1-1	0-0	0-0	3	2	5	2	2	2	0	1	1	18
32	Beatrice Mompremier	f	8-11	0-1	1-1	1	11	12	1	17	1	1	2	0	22
04	Endia Banks	g	3-5	2-3	0-0	2	2	4	1	8	3	0	0	0	21
05	Mykea Gray	g	4-9	1-4	4-4	0	2	2	1	13	2	0	0	0	20
20	Kelsey Marshall	g	3-5	3-5	2-2	0	1	1	2	11	2	1	0	0	21
00	Kenza Saigues	g	2-7	2-7	1-2	0	2	2	7	2	2	0	0	0	19
03	Destiny Harden	g	0-5	0-0	2-2	1	0	1	2	2	0	1	0	3	9
12	Jacaira Allen	g	1-3	0-0	1-2	1	1	2	1	3	1	0	1	1	14
13	Taylor Mason	g	1-3	0-1	0-0	0	2	2	1	2	2	0	0	0	17
21	Brianna Jackson	g	2-4	0-0	0-0	0	1	1	2	5	4	0	0	0	12
22	Yasmeen Chang	g	0-2	0-1	0-0	0	1	1	2	0	0	0	0	0	2
44	Sydney Roby	g	2-3	0-0	2-4	3	1	4	5	6	1	1	3	0	17
	Team					0	1	1							
	Totals		27-58	8-22	13-17	12	27	39	25	75	18	7	6	7	200

1st - FG %: 7-13 53.8% 2nd: 9-14 64.3% 3rd: 7-16 43.8% 4th: 4-15 26.7% Game: 27-58 46.6% Deadball Rebounds 2
 3FG %: 2-6 33.3% 3-4 75.0% 1-6 16.7% 2-6 33.3% 4-15 26.7%
 FT %: 7-9 77.8% 1-2 50.0% 3-4 75.0% 13-17 76.5%

Officials: Krystle Apellaniz,Nic Cappel,Maj Forsberg
 Technical fouls: UNC Asheville-None. Miami-None.
 Attendance: 733

Score by periods	1st	2nd	3rd	4th	Total
UNC Asheville	9	0	10	27	46
Miami	23	22	17	13	75

Last FG - UNC-A 4th-00:09. UM 4th-01:05.
 Largest lead - UNC-A by 2 1st-07:55. UM by 45 4th-09:32.
 UNC-A led for 00:24. UM led for 37:18. Game was tied for 02:08.

Points	In	Off	2nd	Fast	Break
UNC-A	14	4	9	4	19
UM	28	15	12	4	24

Score tied - 2 times.
 Lead changed - 2 times.



TV/Radio Chart

0		KENZA SALGUES		GP-GS	PPG	RPG	APG	MPG	<ul style="list-style-type: none"> Ranked No. 20 international player in 2018 class by ProspectsNation.com Represented France at FIBA U18 European Championship Played against Moulayna Sidi Baba at the FIBA U16 European Championship First Frenchwoman to play under Katie Meier INSEP alums include Tony Parker and Clint Capela 			
		Fr. G 5-9 MONTPELLIER, FRANCE MAJOR: Sports Administration	2019-20	7-0	1.5	0.5	0.5	7.0		CAREER	7-0	1.5
1		MOULAYNA JOHNSON SIDI BABA		GP-GS	PPG	RPG	APG	MPG	<ul style="list-style-type: none"> Four-star international prospect according to Keil Moore Basketball Represented Sweden at the FIBA U18 European Championship Played against Kenza Salgues at the FIBA U16 European Championship Second Swedish player to sign with Coach Katie Meier Chose Miami over Baylor, California, Marquette and Kansas 			
		Fr. F 6-0 ARSTA, SWEDEN MAJOR: Business Administration	2019-20	8-3	4.3	3.4	1.6	24.0		CAREER	8-3	4.3
3		DESTINY HARDEN		GP-GS	PPG	RPG	APG	MPG	<ul style="list-style-type: none"> Sat out the 2018-19 season due to NCAA transfer rules Spent her freshman year at West Virginia Helped the Mountaineers to a WNIT semifinals appearance Earned Chicago Tribune and USA Today All-USA Illinois Second Team honors 			
		R-So. F 6-0 CHICAGO, ILL. MAJOR: Criminal Justice	2019-20	7-0	0.9	1.1	0.0	5.3		CAREER	42-0	2.2
4		ENDIA BANKS		GP-GS	PPG	RPG	APG	MPG	<ul style="list-style-type: none"> Scored a career-high 23 points against IUPUI (11/17) Elected as a team captain for 2019-20 Finished third among Hurricanes in rebounding (3.5) last year Tabbed to the All-ACC Academic Team as a freshman Started every game as a freshman 			
		Jr. G 5-9 DULUTH, GA. MAJOR: Sports Administration	2019-20	10-10	10.6	4.0	3.6	29.1		CAREER	76-56	6.3
5		MYKEA GRAY		GP-GS	PPG	RPG	APG	MPG	<ul style="list-style-type: none"> Hit the game-winning three against North Carolina A&T (11/22) One of three UM players to start all 34 contests last year Has totaled 44 double-digit outings in her career Placed 28th in the ACC in scoring in 2018-19 Career goal is to become an FBI agent 			
		Jr. G 5-4 UPPER MARLBORO, MD. MAJOR: Criminal Justice	2019-20	10-10	10.6	2.2	2.6	24.0		CAREER	76-76	11.9
12		IGGY ALLEN		GP-GS	PPG	RPG	APG	MPG	<ul style="list-style-type: none"> Transferred from Mississippi State in the fall of 2018 Redshirted during the 2017-18 season due to a preseason injury Played in 20 games in 2016-17, helping the Bulldogs to the NCAA finals Shot 47.8 percent from the field and scored in double-figures twice Sister, Alica Mardis, plays basketball at Arkansas Tech 			
		R-Jr. G 5-10 POMPANO BEACH, FLA. MAJOR: Communication	2019-20	2-0	1.5	1.0	1.3	10.5		CAREER	22-0	2.5
13		TAYLOR MASON		GP-GS	PPG	RPG	APG	MPG	<ul style="list-style-type: none"> Leads all bench players with 5.7 points per game this year Finished in double-digits twice last season Nation's No. 66 recruit in 2017 according to espnW HoopGurlz Older brother, Nate, played basketball at Minnesota Hopes to play basketball and become an entrepreneur upon graduating 			
		Jr. G 5-9 DECATUR, GA. MAJOR: Interactive Media	2019-20	9-0	5.7	1.7	1.1	18.9		CAREER	75-0	3.1
15		JAMIR HUSTON		GP-GS	PPG	RPG	APG	MPG	<ul style="list-style-type: none"> Hit a buzzer beater three right before halftime against Binghamton Set a career-high in rebounds with 13 against Miami (OH) Tabbed as the No. 14 wing prospect by espnW HoopGurlz Attended the same school as UM football standout Wesley Carroll Cousin, Denzel Ward, plays for the Cleveland Browns 			
		So. F 6-0 CLEVELAND, OHIO MAJOR: Sports Administration	2019-20	10-5	2.8	5.7	0.6	14.3		CAREER	34-5	2.1
20		KELSEY MARSHALL		GP-GS	PPG	RPG	APG	MPG	<ul style="list-style-type: none"> Started 20 of 34 games played as a sophomore Totaled eight double-figure outings in 2018-19 Tied for eighth on UM's single-season made 3-pointers list Tabbed to the ACC All-Freshman Team in 2017-18 Older brother, Kyle, played at Butler and professionally in France 			
		Jr. G 5-9 DAVIE, FLA. MAJOR: Sports Administration	2019-20	10-10	10.2	3.0	2.7	27.2		CAREER	75-30	8.2
21		BRIANNA JACKSON		GP-GS	PPG	RPG	APG	MPG	<ul style="list-style-type: none"> No. 92 prospect in the nation according to espnW HoopGurlz Virginia Class 5 State Player of the Year Helped her team to the Virginia Class 5A State Title Father, Brian, played semi-pro basketball Enjoys reading and watching anime outside of basketball 			
		Fr. F 6-3 VIRGINIA BEACH, VA. MAJOR: Sports Administration	2019-20	10-2	3.5	3.4	0.4	11.9		CAREER	10-2	3.5
22		YASMEEN CHANG		GP-GS	PPG	RPG	APG	MPG	<ul style="list-style-type: none"> Ranked the No. 21 player nationally by ASGR Basketball Two-time Naples Daily News Player of the Year Scored in double-figures in 20 of 22 games as a senior Tallied eight games with 20-plus points in 2018-19 Nickname is Yas 			
		Fr. G 5-9 NAPLES, FLA. MAJOR: Exploratory Undecided	2019-20	9-0	1.9	1.3	0.3	8.4		CAREER	9-0	1.9
32		BEATRICE MOMPREMIER		GP-GS	PPG	RPG	APG	MPG	<ul style="list-style-type: none"> Named ACC Co-Player of the Week (11/25), averaging 24.5 points and 13.0 rebounds in the Maggie Dixon Classic Associated Press Preseason All-American 2019 ACC Preseason Player of the Year Returning double-doubles leader in the nation (25 last year) 			
		R-Sr. F 6-4 MIAMI, FLA. MAJOR: Sociology	2019-20	10-9	17.3	9.6	0.8	25.9		CAREER	113-77	11.2
44		SYDNEE ROBY		GP-GS	PPG	RPG	APG	MPG	<ul style="list-style-type: none"> Made her first career start on Tuesday against Binghamton Tabbed the No. 60 player in the nation by espnW HoopGurlz 2017-18 Wisconsin Gatorade Player of the Year Mother, Essie, played professionally for the Virginia Wave of the WABA...also at Howard University and Grambling State 			
		Fr. C 6-3 MILWAUKEE, WIS. MAJOR: Exploratory Undecided	2019-20	10-1	4.3	2.2	0.3	10.8		CAREER	10-1	4.3

HC		KATIE MEIER	Career Record: 360-220 Miami Record: 284-175
		HEAD COACH 15TH SEASON ALMA MATER: Duke	<ul style="list-style-type: none"> Guided the Canes to 10 straight postseasons 2011 AP National Coach of the Year Has coached 24 Canes to professional careers Four-year letterwinner at Duke

AC			