

THE BASICS

Date/Time: Thursday, Nov. 16, 2017 / 7 p.m. ET
Location: Coral Gables, Fla./Watsco Center (7,972)
Television: None; **Online:** ACC Network Extra
Radio: WQAM AM-560 (Joe Zagacki - PxP)
Student Radio: WVUM 90.5 FM • WVUM.org
Satellite Radio: Sirius 119, XM 193 (Internet 955)
Series vs. FAMU: Miami leads, 7-0

2017-18 SCHEDULE/RESULTS

| OPPONENT | TV | TIME/SCORE |
|---|-----------------|------------|
| NOVEMBER (2-0) | | |
| 1 NEWBERRY* | ACCN Extra | W, 106-79 |
| 10 [13/12] GARDNER-WEBB | ACCN Extra | W, 77-45 |
| 12 [13/12] NAVY | ACCN Extra | W, 89-55 |
| 16 [11/12] FLORIDA A&M | ACCN Extra | 7 p.m. |
| 22 vs. La Salle ¹ | | 6 p.m. |
| 25 NORTH FLORIDA | RSN | 4 p.m. |
| 29 at Minnesota ² | ESPN2 | 9 p.m. |
| DECEMBER | | |
| 2 vs. Princeton ³ | ESPNU | 8 p.m. |
| 5 BOSTON UNIVERSITY | RSN | 7 p.m. |
| 16 at George Washington | CBSSN | Noon |
| 23 at Hawai'i ⁴ | ESPNU | 1 a.m. |
| 23 vs. Davidson/ New Mexico State ⁴ | ESPN2/ESPNU | TBA |
| 25 vs. Akron/MTSU/ Princeton/USC | ESPN2/ESPNU | TBA |
| 30 at Pittsburgh* | ACCN | 4 p.m. |
| JANUARY | | |
| 3 at Georgia Tech* | RSN | 9 p.m. |
| 7 FLORIDA STATE* | ESPNU | 6 p.m. |
| 13 at Clemson* | ESPNU | 3 p.m. |
| 15 DUKE* | ESPN | 7 p.m. |
| 21 at NC State* | ACCN | Noon |
| 24 LOUISVILLE* | ESPN2 | 7:30 p.m. |
| 27 at Florida State* | ACCN | 4 p.m. |
| 31 PITTSBURGH* | RSN | 7 p.m. |
| FEBRUARY | | |
| 3 at Virginia Tech* | ESPN2 | 2 p.m. |
| 7 WAKE FOREST* | ESPN2 | 7 p.m. |
| 10 at Boston College* | RSN | 2 p.m. |
| 13 VIRGINIA* | ESPN2 | 9 p.m. |
| 17 SYRACUSE* | CBS | Noon |
| 19 at Notre Dame* | ESPN | 7 p.m. |
| 24 BOSTON COLLEGE* | RSN | 2 p.m. |
| 27 at North Carolina* | ESPN | 9 p.m. |
| MARCH | | |
| 3 VIRGINIA TECH* | ESPN2 | Noon |
| 6-10 ACC Tournament ⁵ | ESPN/ESPN2/ACCN | |

BOLD CAPS denotes home games at Watsco Center, Coral Gables, Fla.; [#/ #] denotes Miami's AP/USA TODAY ranking

*Exhibition; * ACC game

¹ Reading, Pa.; ² ACC/Big Ten Challenge

³ Hoophall Miami Invitational at American Airlines Arena (Miami, Fla.)

⁴ Hawaiian Airlines Diamond Head Classic (Honolulu, Hawai'i)

⁵ Barclays Center, Brooklyn, N.Y.

All times Eastern and subject to change

MIAMI ATHLETICS COMMUNICATIONS

Assistant AD for Communications & Content:

Andy Fledderjohann (MBB Contact)

Email: axf1108@miami.edu

Cell Phone: 434-906-0075 (c)

Twitter/Instagram/Facebook: @CanesHoops

GAME 3 • NOV. 16, 2017 • 7 P.M. ET • CORAL GABLES, FLA.



11/12 MIAMI HURRICANES (2-0)

Head Coach: Jim Larrañaga (Providence, 1971 [B.A.])

Record at UM: 141-69 (7th season), **Career Record:** 611-403 (34th season)

VS



FLORIDA A&M RATTLERS (0-2)

Head Coach: Robert McCullum (Birmingham Southern, 1977)

Record at Navy: 0-2 (1st season), **Career Record:** 84-121 (8th season)

MIAMI WELCOMES FAMU TO CORAL GABLES

Miami and Florida A&M are meeting for the first time since the 2001-02 season. The Hurricanes have won each of the previous seven meetings with the Rattlers, all of which have come on Miami's home court.

The programs have squared off only once in the last 20 years, a 90-62 Hurricanes' win on Dec. 18, 2001.

DEFENSE SOLID IN OPENING WEEKEND

Miami's defense came out of the gates strong, limiting its first two opponents to 32.5 percent shooting from the field, including just 27 percent from 3-point range.

Miami twice held Gardner-Webb scoreless for at least five minutes – a 6:03 span in the first half and for 5:11 to start the second half.

GREAT START FOR MIAMI BIGS

While Miami's backcourt gets a lot of the headlines, its interior game is off to a terrific start. The duo is averaging 27 points and 16 rebounds through two games and shooting 76.7 percent (23-for-30).

They combined to average 10.0 points and 6.1 rebounds last year.

Huell scored 14 points in each of the first two games and recorded his first career double-double Sunday, matching a career high with 10 boards.

Izundu tallied 14 points and 10 boards in the opener, marking first career double-double.

BALANCE ON OFFENSE

Miami put five players in double figures in scoring in each of its first two games. The Hurricanes had three such games in 33 contests in the 2016-17 season.

Four players are averaging 11.5 points or more through the first two games, led by Dewan Huell, who has a pair of 14-point performances.

Eight Miami players are averaging at least 5.5 points per game.

OTHER RANDOM NOTES FROM FIRST TWO GAMES

- After trailing 7-0 to start the GWU game, Miami has not trailed in the last 72 minutes, 41 seconds of game time over the last two games.
- Miami limited its two opponents to 32.5 percent shooting, including 27 percent from 3-point range.
- The Canes shot 52.4 percent from the field, despite only shooting 33.3 percent in the first half of the GWU contest.
- UM outscored its opponents 98-53 in the second half.
- Ninety-two of Miami's 166 points (55 percent) came in the paint.

MORE HONORS FOR BROWN

Bruce Brown, Jr. has added a pair of early-season honors in the past week, as he was named to the watch list John L. Wooden Award as well as the Citizen Naismith Trophy Top 50.

Earlier in the preseason, Brown was named to the Preseason All-ACC Second Team. He also was lauded nationally on the watch lists for the Citizen Naismith Trophy, Julius Erving Small Forward of the Year Award, Lute Olson National Player of the Year Award and the Oscar Robertson Trophy.

After a standout freshman campaign, Brown started his 2017-18 season with a bang, recording a triple-double in the opener against Gardner-Webb.

PROJECTED STARTING LINEUP

| Pos. | No. | Name | Yr. | Ht. | Wt. | PPG | RPG | APG | Of Note |
|-----------------|-----|-----------------------|-------|------|-----|------|-----|-----|---|
| G | 0 | Ja'Quan Newton | Sr. | 6-3 | 191 | 13.5 | 1.5 | 1.0 | Has played in team-high 97 career games (34 starts) |
| G | 1 | Dejan (DJ) Vasiljevic | So. | 6-3 | 203 | 11.5 | 2.5 | 0.0 | Averaged 21.5 ppg at '17 World University Games |
| G | 3 | Anthony Lawrence III | Jr. | 6-7 | 210 | 6.5 | 7.0 | 1.5 | Started 18 games last year |
| G | 11 | Bruce Brown, Jr. | So. | 6-5 | 205 | 6.5 | 8.5 | 8.0 | Recorded second career triple-double Friday |
| F | 20 | Dewan Huell | So. | 6-11 | 236 | 14.0 | 9.0 | 3.0 | Scored 14 points in each of first two games |
| RESERVES | | | | | | | | | |
| G | 2 | Chris Lykes | Fr. | 5-7 | 161 | 5.5 | 1.0 | 1.5 | Ranked No. 45 in ESPN Top 100 recruits for 2017 |
| G | 4 | Lonnie Walker IV | Fr. | 6-5 | 204 | 9.0 | 2.0 | 3.0 | 2017 McDonald's All-American |
| G | 5 | Mike Robinson | Sr. | 5-10 | 170 | 1.5 | 0.0 | 0.0 | Walk-on; played in nine games last season |
| C | 14 | Rodney Miller | So. | 7-0 | 255 | 2.0 | 0.5 | 0.0 | Played in 15 games during freshman campaign |
| C | 15 | Ebuka Izundu | Jr. | 6-10 | 235 | 13.0 | 7.0 | 1.5 | Recorded first career double-double Friday |
| F | 21 | Sam Waardenburg | R-Fr. | 6-10 | 217 | – | – | – | Missed first 2 games (back); status TBD for Thurs. |
| F | 35 | Chris Stowell | Sr. | 6-6 | 208 | 0.0 | 0.5 | 0.0 | Walk-on; played in six games last season |



MEDIA INFORMATION COVERING THE CANES

All interview requests for coaches or student-athletes must be approved and cleared by Andy Fledderjohann in the UM Communications office. Please provide at least one day to coordinate interviews.

Credential requests may be made via e-mail to Fledderjohann (axf1108@miami.edu). Any misuse of credentials will result in removal from the Watsco Center and the permanent voiding of the credential.

The Miami locker room is closed at all times. For home games, head coach Jim Larranaga and at least one Hurricane player will report to the media room for interviews following the opposing team's press conference.

PRESS CREDENTIALS

Media members interested in obtaining season or game credentials should apply online at www.sportssystem.com/miami/basketball.

Credential requests should be submitted no later than seven days prior to the game. Credentials that cannot be mailed will be held for pickup at the will call window at Watsco Center. You must have a press pass to be admitted to the media area and the press room. Seating priority will be given to regular attendees.

PHOTO CREDENTIALS

All photographers and camera operators must wear a visible credential issued by the Miami Athletics Communications Department. Photographers work from the baselines at both ends of the court at Watsco Center. Live television is given top priority for courtside space.

ACC TELECONFERENCE SCHEDULE

The 2018 ACC Men's Basketball Weekly Teleconference begins Monday, Jan. 8, 2017, and continues each Monday through Feb. 26. Each coach will have 10 minutes to make an opening statement and answer questions.

There will be an instant replay of each teleconference on TheACC.com each Monday afternoon. Coaches whose teams play on Monday evening will not participate in that day's teleconference.

Jan. 8: Larranaga 12:10 p.m. (Brownell 10:30 a.m.)

Jan. 15: Not on call (Duke game day)

Jan. 22: Larranaga 12:10 p.m. (Padgett 11:50 a.m., Hamilton 11:40 a.m.)

Jan. 29: Larranaga 12:10 p.m. (Stallings 11 a.m., Williams 12:30 p.m.)

Feb. 5: Larranaga 12:10 p.m. (Manning 11:20 a.m., Christian 11:30 a.m.)

Feb. 12: Larranaga 12:10 p.m. (Bennett 11:10 a.m., Boeheim Noon)

Feb. 19: not on call (Notre Dame game day)

Feb. 26: Larranaga 12:10 p.m. (R. Williams 12:20 p.m.)

CANES AS A RANKED TEAM

The Canes are ranked No. 11 in the Associated Press poll, released Monday. UM is No. 12 in the USA TODAY Coaches Preseason Poll. As a ranked team under Jim Larrañaga, Miami is 44-18 overall, including 1-0 in overtime games.

Miami has been ranked in five of Larrañaga's seven seasons at The U, topping out at No. 2 in both polls on Feb. 18, 2013.

When ranked, Miami is 24-12 against ACC opponents in Larrañaga's six seasons, including a 16-2 mark at home and 8-10 on the road.

BROWN JOINS ELITE TRIPLE-DOUBLE COMPANY

Bruce Brown, Jr. started off his sophomore season with a great all-around performance Friday, recording his second career triple-double, the third in school history and the 31st in ACC history.

Brown became just the sixth player in the league's storied history to earn a pair of triple-doubles.

He reached the status at the 5:36 mark of the second half with a field goal for his ninth and 10th points.

As part of the opener, Brown matched his career high in assists and fell one shy of his high in rebounds.

Players with Two Triple-Doubles in ACC History

Tree Rollins, Clemson (1977, 1979)
Ralph Sampson, Virginia (1979)
Derrick Lewis, Maryland (1987)
Sharone Wright, Clemson (1992, 1993)
Dennis Smith Jr., NC State (2017)
Bruce Brown Jr., Miami (2016, 2017)

Triple-Doubles in Program History

1. Anthony King vs. Florida Atlantic, 11/29/04
11 points, 10 rebounds, 13 blocks
2. **Bruce Brown, Jr.** vs. South Carolina State, 12/6/15
11 points, 11 rebounds, 10 assists
3. **Bruce Brown, Jr.** vs. Gardner-Webb, 11/10/17
10 points, 11 rebounds, 10 assists

FRESHMEN MAKE DEBUTS

Heralded freshmen Chris Lykes and Lonnie Walker IV made their college debuts Friday, each entering at the 14:57 mark of the first half.

Walker scored 10 points on 4-for-5 shooting and added five assists in 25 minutes of action.

Lykes scored three points in 18 minutes.

BEST PRESEASON RANKING IN PROGRAM HISTORY

Ranked in the preseason polls for the first time since 2008-09, Miami was No. 13 in the preseason Associated Press poll. It marked the highest preseason AP ranking in program history. Miami also was No. 12 in the USA Today Coaches poll.

It is the third occasion in which Miami is among the top 25 teams to start the season. The Canes were ranked No. 25 prior to the 1999-2000 campaign and No. 17 heading into the 2008-09 season.

WHO'S BACK

The Hurricanes welcome back 10 players from their 2017 NCAA Tournament squad, including starters Bruce Brown, Jr., Anthony Lawrence II and Ja'Quan Newton. In all, Miami returns six players who averaged double-figure minutes.

Newton averaged 13.5 points and 31.4 minutes per game last year and has made 95 career appearances. After a standout rookie season, Brown (11.8 ppg, 5.6 rpg, 31.9 mpg) is back, as is Lawrence (6.8 ppg, 3.8 rpg, 26 mpg).

Miami also returns Dejan Vasiljevic, Ebuka Izundu and Dewan Huell, each of whom averaged at least 13 minutes per game last year. Izundu and Huell are the Canes' top returning post threats, while Vasiljevic averaged six points in 17 minutes per game off the bench.

CANES WELCOME STRONG CLASS OF ROOKIES

Miami added three high-touted newcomers this year in Deng Gak, Chris Lykes and Lonnie Walker IV. Each was an ESPN Top 100 recruit last season.

A 2017 McDonald's All-American and consensus top-20 recruit, Walker IV was among 20 players named to the preseason watch list for the 2018 Jerry West Shooting Guard of the Year Award.

Walker recently was tabbed the "most exciting freshman in America" by ESPN.com's Myron Medcalf.

Lykes was ESPN's No. 45 recruit, while Gak was rated No. 91.

ACC PRESEASON POLL

Miami is ranked fourth in the 2017-18 ACC Coaches Preseason Poll, the Hurricanes' highest standing in the poll in Jim Larrañaga's seven years at the helm and matching their highest at any point during their 14 years in the ACC (fourth in 2008-09).

In each of Larrañaga's first six seasons, Miami finished the year in a higher standing than their preseason rank.

Miami followed Duke, North Carolina and Notre Dame in the preseason poll.

THE WATSCO ADVANTAGE

Miami has defended its home turf well in recent years, winning 29 of its last 31 games at the Watsco Center. The Hurricanes went 14-2 at home last year and are 79-22 (.782) under Jim Larrañaga.

In the first 16 years at the Watsco Center (formerly BankUnited Center), Miami is 174-66 (.725).

In seven seasons under Larrañaga, Miami is 41-7 in non-conference play and 38-15 in ACC action at home. In both 2012-13 and 2015-16, the Canes had just one loss at Watsco Center.

Miami has won 13 straight home non-conference games, dating to a 78-77 loss to Northeastern on Nov. 27, 2015.

Miami at Watsco Center Under Jim Larrañaga

| Year | Overall | N-C | ACC |
|---------------|--------------|-------------|--------------|
| 2011-12 | 14-4 | 8-2 | 6-2 |
| 2012-13 | 14-1 | 6-0 | 8-1 |
| 2013-14 | 8-8 | 5-2 | 3-6 |
| 2014-15 | 12-6 | 7-2 | 5-4 |
| 2015-16 | 15-1 | 6-1 | 9-0 |
| 2016-17 | 14-2 | 7-0 | 7-2 |
| 2017-18 | 2-0 | 2-0 | - |
| Totals | 79-22 | 41-7 | 38-15 |



QUICK FACTS

| | |
|-----------------------------|---|
| Location | Coral Gables, Fla. |
| Enrollment | 17,021 |
| Founded | 1925 |
| Nickname | Hurricanes |
| Colors | Orange (PMS 1665), Green (3435) and White |
| President | Dr. Julio Frenk |
| Director of Athletics | Blake James |
| Conference | Atlantic Coast |
| Arena/Capacity | Watsco Center/7,972 |
| Press Row | 305-284-2111 |

COACHING STAFF

| | |
|---|---------------------------------------|
| Head Coach | Jim Larrañaga (Providence, '71) |
| Record at Miami | 141-69 (7th season) |
| Career Record | 611-403 (34th season) |
| Assoc. Head Coach Chris Caputo (Westfield [Mass.] State, '02) | |
| Assistant Coach | Jamal Brunt (Randolph Macon, '03) |
| Assistant Coach | Adam Fisher (Penn State, '06, '09) |
| Dir of Basketball Ops. .. | Lamont Franklin (UNC Wilmington, '97) |
| Associate Director of Ops | Jeff Dyer (Delaware, '14) |
| Player Development Asst. | Chaisson Allen (Northeastern, '11) |
| Strength & Conditioning Coach | Steve Felde (Concordia, '03) |
| Assistant Athletic Trainer | Javier Jimenez (Temple, '06) |

PROGRAM HISTORY

| | |
|--|------------------|
| First Year of Basketball | 1926 |
| All-Time Record | 1,013-739 (.578) |
| Under Coach Jim Larrañaga | 141-69 (7 years) |
| All-Time ACC Record | 107-111 (.491) |
| ACC Record Under Larrañaga | 64-42 (.604) |
| ACC Regular-Season Championships | 1 (2013) |
| ACC Tournament Championships | 1 (2013) |
| NCAA Tournament Appearances | 9 |
| 1960, 1998, 1999, 2000, 2002, 2008, 2013, 2016, 2017 | |
| All-Time Record in NCAA Tournament | 8-9 |
| Last NCAA Postseason Finish | 2017 First Round |
| NIT Appearances | 12 |
| 1961, '63, '64, '95, '97, 2001, '05, '06, '09, '11, '12, '15 | |
| All-Time Record in NIT | 11-12 |
| Last NIT Finish | 2015 Runner-Up |

CANES IN PRO BASKETBALL

NBA

| | |
|-------------------------|--------------------|
| Shane Larkin | Boston Celtics |
| Sheldon McClellan | Washington Wizards |
| Davon Reed | Phoenix Suns |

NFL

| | |
|--------------------|--------------------|
| Jimmy Graham | Seattle Seahawks |
| Erik Swoope | Indianapolis Colts |

G-League

| | |
|---------------------------|---------------------|
| DeQuan Jones | Fort Wayne Mad Ants |
| Kamari Murphy | Long Island Nets |
| Durand Scott | Memphis Hustle |
| Trey McKinney Jones | Fort Wayne Mad Ants |

International

| | |
|-----------------------|------------------------------------|
| Garrius Adams | Bashkimi (Kosovo) |
| Rion Brown | Dijon (France) |
| Ivan Cruz Uceda | Real Betis Energia Plus (Spain) |
| Guillermo Diaz | San Lorenzo de Almagra (Argentina) |
| Julian Gamble | Telekom Baskets Bonn (Germany) |
| Malcolm Grant | Nevezis Kedainiai (Lithuania) |
| Tonye Jekiri | Oostende (Belgium) |
| Reggie Johnson | Mono Vampire Bangkok (Thailand) |
| Kenny Kadji | Tofaş (Turkey) |
| Angel Rodriguez | Maccabi Haifa (Israel) |

CANES LOOK FOR 70 POINTS

Miami has eclipsed the 70-point plateau twice this year in a pair of big wins.

Last season Miami was 17-1 overall and 8-1 in ACC play when scoring 70+ points. UM scored fewer than 60 points in eight of its 12 losses.

2017-18 ROSTER HAS SIX TOP-100 RECRUITS

Miami signed three ESPN Top 100 recruits for the class of 2017, including No. 18 Lonnie Walker from Reading, Pa., No. 46 Chris Lykes from Mitchellville, Md., and No. 92 Deng Gak from Blairstown, N.J.

The trio joins former ESPN Top 100 Hurricanes Bruce Brown (No. 26 in 2016), Dewan Huell (No. 28 in 2016) and Ja'Quan Newton (No. 58 in 2014) in the fall of 2017. In just six seasons at The U, Larrañaga has recruited six of Miami's 11 ESPN Top 100 players since 2007.

ESPN Top 100 Players on 2017-18 Roster

| | |
|-------------------------|--------------------------|
| 18 Lonnie Walker - 2017 | 26 Bruce Brown - 2016 |
| 46 Chris Lykes - 2017 | 28 Dewan Huell - 2016 |
| 92 Deng Gak - 2017 | 58 Ja'Quan Newton - 2014 |

Miami's ESPN Top 100 Players Since 2007

| | |
|-------------------------|--------------------------|
| 18 Lonnie Walker - 2017 | 53 Edwin Rios - 2007 |
| 26 Bruce Brown - 2016 | 58 Ja'Quan Newton - 2014 |
| 28 Dewan Huell - 2016 | 83 Garrius Adams - 2009 |
| 28 DeQuan Jones - 2008 | 88 Donnavan Kirk - 2009 |
| 43 Durand Scott - 2009 | 92 Deng Gak - 2017 |
| 46 Chris Lykes - 2017 | |

Recruits under Larrañaga are in *italics*

MIAMI EARNS HIGH GSR NUMBERS

Miami's men's basketball team posted an exemplary Graduation Success Rate (GSR), in the latest numbers released last Wednesday by the NCAA. Miami recorded a 92 percent GSR, which is based on the four entering classes from 2007-08 through 2010-11.

In addition, the Miami football (83 percent), women's basketball (92 percent) and baseball (83 percent) programs all posted GSR totals above the NCAA average.

The NCAA Graduation Success Rate (GSR) was developed in response to college and university presidents suggesting that graduation data more accurately reflect the mobility among college students today. The GSR measures graduation rates at Division I institutions and includes students transferring into the institutions. The GSR also allows institutions to subtract student-athletes who leave their institutions prior to graduation as long as they would have been academically eligible to compete had they remained.

BIG SHOES TO FILL

Miami lost a pair of 2016-17 starters to graduation - guard Davon Reed and forward Kamari Murphy.

A 2017 Third-Team All-ACC honoree, Reed led the Hurricanes in scoring at 14.9 points per game while averaging a team-high 35.3 minutes per game. Reed was selected No. 32 overall by the Phoenix Suns in the second round of the 2017 NBA Draft, the 20th player in program history to be drafted.

Playing in 131 career games (99 starts), Reed scored 1,343 points, good for No. 16 on the Hurricanes' all-time scoring list.

The 6-foot-8, 220-pound Murphy was a force in the middle, averaging 7.1 points and 7.3 rebounds per game.

BROWN, WALKER EARN PLAUDITS FROM ESPN.COM

In October, ESPN.com listed Brown as the best college shooting guard draft prospect for the 2018 NBA Draft. Lonnie Walker was tabbed second best.

They were the lone teammates on the 10-man list.

Brown and Walker were listed 12th and 13th, respectively on ESPN's top 100 draft prospects for 2018, as Miami was one of 13 college teams to have multiple players on the list.

VASILJEVIC LOOKS TO BUILD ON BIG SUMMER

Sophomore guard Dejan Vasiljevic had a strong summer playing internationally with Australia's Emerging Boomers at the World University Games in Taipei.

The Melbourne native averaged 21.5 points a game on 45.3 percent shooting from the field in eight games in the tournament.

Vasiljevic scored 20-plus points and led the team in scoring in five of the eight games as the Emerging Boomers finished ninth in the field.

He closed out play with a 28-point performance in a 101-96 win over Canada.

SCHEDULE NOTES

Miami has a dozen games scheduled against eight programs that competed in the 2017 NCAA Tournament, with potential matchups with four more in the Hawaiian Airlines Diamond Head Classic.

Miami will travel to face Minnesota in the Big Ten-ACC Challenge on Nov. 29 and comes back to play Princeton in the Hoophall Miami Invitational on Dec. 2 at American Airlines Arena.

Miami will play six ACC opponents (10 games total) that competed in 2017 NCAA Tournament, including reigning national champion North Carolina.

Miami also will compete in the Hawaiian Airlines Diamond Head Classic Dec. 22-25, opening with the host, Hawaii. The 2017 edition of the classic features a great field with five NCAA tournament participants from the past season in Miami, Middle Tennessee, New Mexico State, Princeton and USC.

COACHING COORDINATORS

Miami's assistant coaching staff is set up in a coordinator system. Jamal Brunt serves as the offensive coordinator, while Chris Caputo handles the defense. Adam Fisher manages the scout for every opponent.

MILES WILSON JOINS MIAMI PROGRAM

Jim Larrañaga added Miles Wilson to the Hurricanes' incoming class of 2017. A 6-foot-5-inch transfer from Mount St. Mary's, Wilson will sit out the 2017-18 season because of NCAA transfer rules, then have three years of eligibility with the Hurricanes.

Wilson averaged 11.8 points per game and 3.9 rebounds in 28.9 minutes per game and was named to the Northeast Conference All-Rookie Team.

In the NCAA Tournament's First Four, Wilson scored 17 points and grabbed 11 rebounds in a 67-66 victory over New Orleans before recording a game-high 22 points to go along with seven rebounds against top-seeded Villanova.



IN THE POLLS

ASSOCIATED PRESS (NOV. 13)

| Rk | Team | Record | Votes |
|----|-----------------------|------------|------------|
| 1 | <i>Duke (34)</i> | 2-0 | 1,577 |
| 2 | Michigan State (13) | 1-0 | 1,529 |
| 3 | Arizona (16) | 2-0 | 1,511 |
| 4 | Kansas (2) | 1-0 | 1,446 |
| 5 | Villanova | 1-0 | 1,307 |
| 6 | Wichita State | 1-0 | 1,277 |
| 7 | Kentucky | 2-0 | 1,219 |
| 8 | Florida | 0-0 | 1,125 |
| 9 | <i>North Carolina</i> | 1-0 | 1,078 |
| 10 | <i>USC</i> | 1-0 | 1,023 |
| 11 | Miami | 2-0 | 911 |
| 12 | Cincinnati | 1-0 | 890 |
| 13 | <i>Notre Dame</i> | 1-0 | 860 |
| 14 | <i>Minnesota</i> | 1-0 | 675 |
| 15 | Xavier | 1-0 | 605 |
| 16 | Texas A&M | 1-0 | 577 |
| 17 | Gonzaga | 1-0 | 525 |
| 18 | <i>Louisville</i> | 1-0 | 518 |
| 19 | Purdue | 2-0 | 426 |
| 20 | Northwestern | 1-0 | 374 |
| 21 | Saint Mary's | 1-0 | 315 |
| 22 | Seton Hall | 2-0 | 283 |
| 23 | UCLA | 1-0 | 266 |
| 24 | West Virginia | 0-1 | 211 |
| 25 | Baylor | 1-0 | 205 |

Others receiving votes: Alabama 98, Rhode Island 55, *Virginia* 45, TCU 43, Providence 36, Missouri 32, *Virginia Tech* 17, Wisconsin 9, Texas 7, Michigan 7, Texas Tech 6, Butler 6, Oklahoma 5, Arkansas 4, Mt. St. Mary's 4, SMU 4, *Middle Tennessee* 3, Nevada 2, Oakland 2, Dayton 2, Maryland 2, Harvard 1, Oregon 1, South Carolina 1

USA TODAY COACHES (PRESEASON)

| Rk | Team | Record | Votes |
|----|-----------------------|------------|------------|
| 1 | <i>Duke (20)</i> | 0-0 | 774 |
| 2 | Michigan State (9) | 0-0 | 747 |
| 3 | Kansas | 0-0 | 723 |
| 4 | Kentucky | 0-0 | 678 |
| 5 | Arizona (2) | 0-0 | 654 |
| 6 | Villanova | 0-0 | 623 |
| 7 | Florida (1) | 0-0 | 549 |
| 8 | Wichita State | 0-0 | 543 |
| 9 | <i>North Carolina</i> | 0-0 | 515 |
| 10 | West Virginia | 0-0 | 458 |
| 11 | <i>USC</i> | 0-0 | 396 |
| 12 | Miami | 0-0 | 383 |
| 13 | Cincinnati | 0-0 | 349 |
| 14 | <i>Notre Dame</i> | 0-0 | 305 |
| 15 | <i>Minnesota</i> | 0-0 | 303 |
| 16 | <i>Louisville</i> | 0-0 | 295 |
| 17 | Xavier | 0-0 | 284 |
| 18 | UCLA | 0-0 | 275 |
| 19 | Gonzaga | 0-0 | 242 |
| 20 | Northwestern | 0-0 | 208 |
| 21 | Purdue | 0-0 | 167 |
| 22 | Saint Mary's | 0-0 | 152 |
| 23 | Seton Hall | 0-0 | 139 |
| 24 | Baylor | 0-0 | 107 |
| 25 | Alabama | 0-0 | 82 |

Others receiving votes: Texas A&M 76, *Virginia* 57, Butler 43, Missouri 35, TCU 32, Rhode Island 31, Wisconsin 21, Providence 21, Maryland 20, Oklahoma 19, Oakland 19, Texas 13, Michigan 13, *Virginia Tech* 12, Oregon 12, SMU 6, Creighton 6, *Georgia Tech* 3, Georgia 3, Harvard 2, Arkansas 2, *Florida State* 1, Nevada 1, South Carolina 1

Italics denotes 2017-18 opponents (or potential opponents in Diamond Head Classic)

SELLING OUT THE WATSCO CENTER

Miami sold out its season ticket allotment for all home games last year at the Watsco Center. This marked the second consecutive year the Hurricanes sold out their season ticket allotment, reaching 5,750 in sales.

For two straight years, fans have bought over 5,500 season tickets, more than doubling the total number of season tickets sold in Jim Larrañaga's first season in Coral Gables. When Larrañaga began his reign in Miami, fans bought 2,251 season tickets for the 2011-12 campaign.

Season Tickets per Year

| | | |
|----------------|----------------|----------------|
| 2016-17: 5,750 | 2015-16: 5,500 | 2014-15: 3,427 |
| 2013-14: 3,674 | 2012-13: 2,372 | 2011-12: 2,251 |

LUCKY SEVENS FROM LONG RANGE

Miami has connected on at least seven shots from long range in 123 of Larrañaga's 210 games at UM, including the first two games in 2017-18. The Canes are 95-28 when making at least seven from 3-point range. Last season, Miami was 11-5 when hitting seven from behind the arc.

Previous seasons: 2015-16: 17-3; 2014-15: 18-5; 2013-14: 9-6; 2012-13: 19-3; 2011-12: 19-6.

CANES SEEK ANOTHER 20-WIN CAMPAIGN

Jim Larrañaga has posted five 20-win seasons in his first six years at The U and 11 career 20-win seasons. The 21-win campaign in 2016-17 was Miami's eighth 20-win season since joining the ACC for the 2004-05 campaign. Larrañaga is just the second coach in Miami history with five 20-win seasons, joining Bruce Hale (1954-67).

The Canes won seven or more ACC games in each of Larrañaga's first six seasons and have had 10 or more league victories in four years. Prior to Larrañaga's arrival, Miami had never won 10 ACC games in a season.

LARRAÑAGA 12TH IN WINS AMONG ACTIVE NCAA COACHES

Entering the 2017-18 season, Jim Larrañaga ranks 12th in career wins among active Division I coaches with 609. Of those 12, five are in the Naismith Memorial Basketball Hall of Fame, including four from the Atlantic Coast Conference.

Now in his 34th season as a head coach, Larrañaga ranks 47th in all-time NCAA victories.

In his career, Larrañaga won 27 games at American International, 170 at Bowling Green, 273 at George Mason and 139 at Miami. He is one of 15 coaches all-time with 100 or more wins at three D-I schools, four of whom are actively coaching.

ACC OPERATION BASKETBALL

2017-18 PRESEASON POLL (First-place votes in parentheses)

Team & Points

- Duke (57) - 1020
- North Carolina (7) - 921
- Notre Dame (4) - 852
- Miami (1) - 809**
- Louisville - 733
- Virginia - 690
- Virginia Tech - 549
- Florida State - 519
- Georgia Tech - 468
- Syracuse - 420
- Wake Forest - 378
- NC State - 310
- Clemson - 289
- Boston College - 181
- Pittsburgh - 141

2017-18 Preseason All-ACC Team (votes in parentheses)

First Team

Bonzie Colson, Notre Dame (64)
Grayson Allen, Duke (60)
Joel Berry II, North Carolina (58)
Marvin Bagley III, Duke (26)
Ben Lammers, Georgia Tech (25)

Second Team

Bruce Brown Jr., Miami (22)
Quentin Snider, Louisville (12)
Deng Adel, Louisville (12)
Josh Okogie, Georgia Tech (11)
Jerome Robinson, Boston College (11)

ACC Preseason Player of the Year

Bonzie Colson, Notre Dame (49)
Grayson Allen, Duke (9)
Joel Berry II, North Carolina (9)

Bruce Brown Jr., Miami (1)

Jerome Robinson, Boston College (1)

ACC Preseason Rookie of the Year

Marvin Bagley III, Duke (58)

Lonnie Walker IV, Miami (3)

Lavar Batts Jr., NC State (2)
M.J. Walker, Florida State (2)
Jalek Felton, North Carolina (1)
Aamir Simms, Clemson (1)
Oshae Brissett, Syracuse (1)
De'Andre Hunter, Virginia (1)



WINNINGEST ACTIVE COACHES

| Rank | Coach | Wins* |
|------|-------------------------------------|------------|
| 1. | Mike Krzyzewski, Duke | 1,071 |
| 2. | Jim Boeheim, Syracuse | 903 |
| 3. | Bob Huggins, West Virginia | 819 |
| 4. | Roy Williams, North Carolina | 816 |
| 5. | Rick Byrd, Belmont | 754 |
| 6. | Cliff Ellis, Coastal Carolina | 733 |
| 7. | John Beilein, Michigan | 691 |
| 8. | Larry Hunter, Western Carolina..... | 689 |
| 9. | John Calipari, Kentucky | 652 |
| 10. | Rick Barnes, Tennessee | 635 |
| 11. | Bill Self, Kansas | 623 |
| 12. | Jim Larrañaga, Miami | 609 |
| 13. | Lon Kruger, Oklahoma | 601 |
| 14. | Dana Altman, Oregon | 597 |
| 15. | Greg Kampe, Oakland..... | 581 |

*Totals listed are at the end of the 2016-17 regular season

LARRAÑAGA AND CAPUTO IN 16TH YEAR TOGETHER

Head coach Jim Larrañaga and associate head coach Chris Caputo are beginning their 16th season on sidelines together, dating back to their time at George Mason University.

Caputo started on Larranaga's staff as the video coordinator for the 2002-03 season, and along the way, the native of Elmhurst, N.Y., was an assistant coach and is now the associate head coach for the Hurricanes. Caputo helped the 2006 GMU team to the NCAA Final Four and has made five total NCAA Tournament appearances with Larrañaga.

Both Caputo and Larrañaga attended Archbishop Molloy (N.Y.) High School and played for legendary head coach Jack Curran.

SUCCESS FOR BOTH MIAMI BASKETBALL TEAMS

The Miami men's and women's basketball teams both landed in the NCAA Tournament for the second straight season in 2017, the first time both Miami basketball teams play in The Dance in consecutive years.

Miami was one of seven schools, four of which are in the ACC, with both its men's and women's basketball teams ranked in the preseason USA TODAY Coaches Poll. The others on the list were Baylor, Duke, Louisville, Notre Dame, UCLA and West Virginia.

2016-17 TEAM HIGHLIGHTS

- Miami played in back-to-back NCAA Tournaments for the first time since going to three straight from 1997-98 to 1999-2000.
- The Hurricanes were one of two (Georgia Tech) unranked teams to defeat eventual national champion North Carolina last season. UM's 15-point victory over then-No. 9/6 UNC was the Tar Heels' worst defeat of the season.
- Miami defeated three ranked teams last season, downing No. 9/6 North Carolina, No. 10/11 Duke in Coral Gables and No. 18/19 Virginia on the road. This was the third straight year and the fifth time in Jim Larranaga's six seasons that the Canes defeated two top 15 teams.
- After receiving votes in at least one poll each of the first 16 weeks, Miami entered the national rankings for the first time in the 2016-17 season at No. 25 in both the AP and USA TODAY Coaches Poll on Feb. 27.
- Miami won its third straight ACC-Big Ten Challenge matchup, defeating Rutgers in Coral Gables.

- Jim Larrañaga has posted five 20-win seasons in six years at The U and the Canes have won seven or more ACC games each season under Larrañaga.
- Former Hurricane guard Senior Davon Reed was the recipient of the ACC's 2017 Skip Prosser Award, presented annually to the top scholar-athlete in ACC men's basketball. Reed graduated in May with a degree in sports administration and double minors in communications and marketing.
- Bruce Brown Jr., who is majoring in sports administration, was named to the All-ACC Academic Team as a freshman.
- Brown recorded a triple-double with 11 points, 11 rebounds and 10 assists against South Carolina State on Dec. 6. It was the second triple-double in program history at Miami
- Larrañaga recorded his 600th career win on Jan. 14 at Pitt. With 600 wins, he is one of five ACC coaches with 600 victories, and the other four men are in the Basketball Hall of Fame.
- In Miami's 21st game of the season vs. Florida State on Feb. 1, Larrañaga coached his 1,000th career game.
- Miami's game against Georgia Tech was Larranaga's 200th career game at UM.
- With a 78-67 win over Columbia on Dec. 28, 2016, Miami earned its 1,000th program victory.
- In his 109th game at The U, Davon Reed scored 17 points against George Washington, solidifying his name in Miami's 1,000-point club.

JIM LARRAÑAGA

7TH SEASON AT MIAMI, 34TH SEASON AS HEAD COACH

COACHING EXPERIENCE

Head Coach

2011-pres. Miami
1997-2011 George Mason
1986-97 Bowling Green
1977-79 American International

Assistant Coach

1979-86 Virginia
1971-76 Davidson

Player/Coach

1977 Geronemo Basketball Club (Belgium)

PLAYING CAREER

Geronemo Basketball Club (Belgium) 1976-77
Providence College, 1967-71
Archbishop Molloy, 1963-67

COACHING HONORS

AP, Naismith, Iba, Rupp Coach of the Year, 2013
NABC All-District II, 2013
USBWA District IV Coach of the Year, 2013, 2016
Clair Bee National Coach of the Year, 2006
ACC Coach of the Year, 2013, 2016
CAA Coach of the Year, 1999, 2011
MAC Coach of the Year, 1997
Eight NCAA tournament appearances
1999, 2001, 2006, 2008, 2011, 2013, 2016, 2017
Eight postseason NIT appearances
1990, 1991, 1997, 2002, 2004, 2009, 2012, 2015
11 20-win seasons

PERSONAL

Hometown Bronx, N.Y.
Born Oct. 2, 1949
Family Wife: Liz, Sons: Jay and Jon
Grandchildren: Tia, James, Jon Temple, Henry
Education Providence College, 1971, B.A. Economics
Archbishop Molloy High School, 1967

NOTABLE COLLEGE PLAYERS COACHED

Sheldon McClellan (Miami) - All-ACC Second Team, ACC Tournament Second Team

Shane Larkin (Miami) - NBA first round draft pick (18th overall), ACC Player of the Year, ACC Tournament MVP, finalist for Cousy, Naismith & Wooden awards, All-ACC First Team and All-ACC Defensive Team, Lute Olson National Player of the Year, AP and NABC All-American (Second team), Sporting News All-American (Third), ESPN, Wooden, Olson and Driesell Defensive All-American, USBWA All-District, Basketball Times All-District

Durand Scott (Miami) - ACC Defensive Player of the Year, ACC Tournament First Team, All-ACC Third Team

George Evans (George Mason) - Three-time CAA Player of the Year, CAA Rookie of the Year, three-time CAA Defensive Player of the Year, three-time CAA All-Defensive Team

Antonio Daniels (Bowling Green) - MAC Player of the Year, MAC Freshman of Year

NOTABLE NBA PLAYERS COACHED

| | | |
|-----------------|----------------|-----------------|
| Lance Blanks | Frank Booker | Rick Carlisle |
| Antonio Daniels | Jeff Jones | Andrew Kennedy |
| Jeff Lamp | Shane Larkin | Lewis Latimore |
| Jason Miskiri | Olden Polynice | Lee Raker |
| Ralph Sampson | Tom Sheehey | Clinton Venable |
| Othell Wilson | Ricky Wilson | |

STUDENT-ATHLETE HONORS

At Miami

One All-American
One USBWA All-District IV selection
One Basketball Times All-District
One ACC Player of the Year
One ACC Defensive Player of the Year
One ACC Tournament MVP
14 All-ACC postseason selections
Five ACC-All-Defensive Team selections
One ACC All-Rookie Team selection
Four ACC Academic Honor Roll selections
Seven ACC Players of the Week
One ACC Rookie of the Week
Six ACC All-Tournament team selections
Two NIT All-Tournament Team selections
Two NABC Honors Court selections

YEAR-BY-YEAR

| Year | School | Overall | Conference | | Postseason |
|---------|------------------------|---------|------------|--------|-----------------------------|
| | | W-L | W-L | Finish | |
| 1977-78 | American International | 14-13 | | | |
| 1978-79 | American International | 13-13 | | | |
| 1986-87 | Bowling Green | 15-14 | 10-6 | 3 | |
| 1987-88 | Bowling Green | 12-16 | 7-9 | t-5 | |
| 1988-89 | Bowling Green | 13-15 | 6-10 | t-6 | |
| 1989-90 | Bowling Green | 18-11 | 9-7 | t-3 | NIT First Round (0-1) |
| 1990-91 | Bowling Green | 17-13 | 9-7 | t-4 | NIT First Round (0-1) |
| 1991-92 | Bowling Green | 14-15 | 8-8 | 5 | |
| 1992-93 | Bowling Green | 11-16 | 8-10 | t-6 | |
| 1993-94 | Bowling Green | 18-10 | 12-6 | t-2 | |
| 1994-95 | Bowling Green | 16-11 | 10-8 | t-5 | |
| 1995-96 | Bowling Green | 14-13 | 9-9 | t-6 | |
| 1996-97 | Bowling Green | 22-10 | 13-5 | t-1 | NIT First Round (0-1) |
| 1997-98 | George Mason | 9-18 | 6-10 | 6 | |
| 1998-99 | George Mason | 19-11 | 13-3 | 1 | NCAA First Round (0-1) |
| 1999-00 | George Mason | 19-11 | 12-4 | t-1 | |
| 2000-01 | George Mason | 18-12 | 11-5 | 3 | NCAA First Round (0-1) |
| 2001-02 | George Mason | 19-10 | 13-5 | 2 | NIT First Round (0-1) |
| 2002-03 | George Mason | 16-12 | 11-7 | 4 | |
| 2003-04 | George Mason | 23-10 | 12-6 | 3 | NIT Third Round (2-1) |
| 2004-05 | George Mason | 16-13 | 10-8 | 6 | |
| 2005-06 | George Mason | 27-8 | 15-3 | t-1 | NCAA Final Four (4-1) |
| 2006-07 | George Mason | 18-15 | 9-9 | 5 | |
| 2007-08 | George Mason | 23-11 | 12-6 | 2 | NCAA First Round (0-1) |
| 2008-09 | George Mason | 22-11 | 13-5 | 2 | NIT First Round (0-1) |
| 2009-10 | George Mason | 17-15 | 12-6 | 4 | CIT First Round (0-1) |
| 2010-11 | George Mason | 27-7 | 16-2 | 1 | NCAA Second Round (1-1) |
| 2011-12 | Miami | 20-13 | 9-7 | t-4 | NIT Second Round (1-1) |
| 2012-13 | Miami | 29-7 | 15-3 | 1 | NCAA Sweet 16 (2-1) |
| 2013-14 | Miami | 17-16 | 7-11 | 10 | |
| 2014-15 | Miami | 25-13 | 10-8 | 6 | NIT Championship Game (4-1) |
| 2015-16 | Miami | 27-8 | 13-5 | t-2 | NCAA Sweet 16 (2-1) |
| 2016-17 | Miami | 21-12 | 10-8 | t-7 | NCAA First Round (0-1) |
| 2017-18 | Miami | 2-0 | 0-0 | - | |
| Overall | | 611-403 | 330-206 | | |

| | | |
|----------|------------------------|----------------|
| 2 years | American International | 27-26 (.509) |
| 11 years | Bowling Green | 170-144 (.541) |
| 14 years | George Mason | 273-164 (.625) |
| 7 years | Miami | 141-69 (.671) |
| 34 years | | 611-403 (.602) |



2017-18 Miami Men's Basketball
Miami (FL) Combined Team Statistics (as of Nov 15, 2017)
All games

| RECORD: | OVERALL | HOME | AWAY | NEUTRAL |
|----------------|----------------|-------------|-------------|----------------|
| ALL GAMES | 2-0 | 2-0 | 0-0 | 0-0 |
| CONFERENCE | 0-0 | 0-0 | 0-0 | 0-0 |
| NON-CONFERENCE | 2-0 | 2-0 | 0-0 | 0-0 |

| # | Player | gp-gs | min | avg | Total | | 3-Point | | F-Throw | | Rebounds | | | | pf | dq | a | to | blk | stl | pts | avg |
|----------------|------------------|-------|-----|------|--------|-------|---------|-------|---------|-------|----------|-----|-----|------|----|----|----|----|-----|-----|-----|------|
| | | | | | fg-fga | fg% | 3fg-fga | 3fg% | ft-fa | ft% | off | def | tot | avg | | | | | | | | |
| 20 | Dewan Huell | 2-2 | 40 | 20.0 | 12-17 | .706 | 0-0 | .000 | 4-6 | .667 | 5 | 13 | 18 | 9.0 | 3 | 0 | 3 | 4 | 3 | 2 | 28 | 14.0 |
| 00 | Ja'Quan Newton | 2-2 | 54 | 27.0 | 10-16 | .625 | 2-5 | .400 | 5-9 | .556 | 0 | 3 | 3 | 1.5 | 2 | 0 | 2 | 4 | 0 | 1 | 27 | 13.5 |
| 15 | Ebuka Izundu | 2-0 | 41 | 20.5 | 11-13 | .846 | 0-0 | .000 | 4-7 | .571 | 5 | 9 | 14 | 7.0 | 6 | 0 | 3 | 3 | 3 | 1 | 26 | 13.0 |
| 01 | Dj Vasiljevic | 2-2 | 50 | 25.0 | 7-22 | .318 | 5-18 | .278 | 4-4 | 1.000 | 0 | 5 | 5 | 2.5 | 3 | 0 | 0 | 0 | 0 | 2 | 23 | 11.5 |
| 04 | Lonnie Walker | 2-0 | 49 | 24.5 | 7-12 | .583 | 3-8 | .375 | 1-1 | 1.000 | 1 | 3 | 4 | 2.0 | 0 | 0 | 6 | 2 | 1 | 1 | 18 | 9.0 |
| 03 | Anthony Lawrence | 2-2 | 52 | 26.0 | 5-9 | .556 | 2-5 | .400 | 1-2 | .500 | 3 | 11 | 14 | 7.0 | 4 | 0 | 3 | 2 | 2 | 3 | 13 | 6.5 |
| 11 | Bruce Brown | 2-2 | 62 | 31.0 | 6-19 | .316 | 0-5 | .000 | 1-5 | .200 | 2 | 15 | 17 | 8.5 | 3 | 0 | 16 | 4 | 1 | 1 | 13 | 6.5 |
| 02 | Chris Lykes | 2-0 | 35 | 17.5 | 4-11 | .364 | 3-7 | .429 | 0-0 | .000 | 0 | 2 | 2 | 1.0 | 5 | 0 | 3 | 4 | 0 | 3 | 11 | 5.5 |
| 14 | Rodney Miller | 2-0 | 9 | 4.5 | 2-4 | .500 | 0-0 | .000 | 0-3 | .000 | 0 | 1 | 1 | 0.5 | 1 | 0 | 0 | 0 | 0 | 0 | 4 | 2.0 |
| 05 | Mike Robinson | 2-0 | 4 | 2.0 | 1-1 | 1.000 | 1-1 | 1.000 | 0-0 | .000 | 0 | 0 | 0 | 0.0 | 0 | 0 | 0 | 0 | 0 | 0 | 3 | 1.5 |
| 35 | Chris Stowell | 2-0 | 4 | 2.0 | 0-0 | .000 | 0-0 | .000 | 0-0 | .000 | 0 | 1 | 1 | 0.5 | 0 | 0 | 0 | 0 | 0 | 0 | 0 | 0.0 |
| Team | | | | | | | | | | | 7 | 4 | 11 | | | | | 1 | | | | |
| Total..... | | 2 | 400 | | 65-124 | .524 | 16-49 | .327 | 20-37 | .541 | 23 | 67 | 90 | 45.0 | 27 | 0 | 36 | 24 | 10 | 14 | 166 | 83.0 |
| Opponents..... | | 2 | 400 | | 41-126 | .325 | 10-37 | .270 | 8-15 | .533 | 22 | 47 | 69 | 34.5 | 34 | 1 | 24 | 30 | 2 | 12 | 100 | 50.0 |

| TEAM STATISTICS | UM | OPP |
|------------------------|-----------|------------|
| SCORING | 166 | 100 |
| Points per game | 83.0 | 50.0 |
| Scoring margin | +33.0 | - |
| FIELD GOALS-ATT | 65-124 | 41-126 |
| Field goal pct | .524 | .325 |
| 3 POINT FG-ATT | 16-49 | 10-37 |
| 3-point FG pct | .327 | .270 |
| 3-pt FG made per game | 8.0 | 5.0 |
| FREE THROWS-ATT | 20-37 | 8-15 |
| Free throw pct | .541 | .533 |
| F-Throws made per game | 10.0 | 4.0 |
| REBOUNDS | 90 | 69 |
| Rebounds per game | 45.0 | 34.5 |
| Rebounding margin | +10.5 | - |
| ASSISTS | 36 | 24 |
| Assists per game | 18.0 | 12.0 |
| TURNOVERS | 24 | 30 |
| Turnovers per game | 12.0 | 15.0 |
| Turnover margin | +3.0 | - |
| Assist/turnover ratio | 1.5 | 0.8 |
| STEALS | 14 | 12 |
| Steals per game | 7.0 | 6.0 |
| BLOCKS | 10 | 2 |
| Blocks per game | 5.0 | 1.0 |
| ATTENDANCE | 13684 | 0 |
| Home games-Avg/Game | 2-6842 | 0-0 |
| Neutral site-Avg/Game | - | 0-0 |

| Date | Opponent | | Score | Att. |
|-------------|-----------------|---|--------------|-------------|
| 11/10/17 | GARDNER-WEBB | w | 77-45 | 7073 |
| 11/12/17 | NAVY | w | 89-55 | 6611 |

* = Conference game

| Score by Periods | 1st | 2nd | Totals |
|-------------------------|------------|------------|---------------|
| Miami (FL) | 68 | 98 | 166 |
| Opponents | 47 | 53 | 100 |

Official Basketball Box Score -- Game Totals -- Final Statistics
Gardner-Webb vs Miami
11/10/17 8:00 pm at Coral Gables, Fla. (Watsco Center)

Gardner-Webb 45 • 0-1

| # | Player | Total | | 3-Ptr | | Rebounds | | | PF | TP | A | TO | Blk | Stl | Min |
|---|--------------------|--------|--------|--------|-------------|----------|----|-----------|-----|----|---|----|-----|-----|-----|
| | | FG-FGA | FG-FGA | FT-FTA | Off Def Tot | | | | | | | | | | |
| 25 | LASTER,DJ | 5-13 | 0-1 | 0-0 | 3 5 8 | 3 | 10 | 1 4 0 2 | 25 | | | | | | |
| 31 | NIANGANE,L'HASSANE | 0-2 | 0-0 | 0-1 | 2 4 6 | 5 | 0 | 0 1 0 0 | 13 | | | | | | |
| 00 | ROBATEAU,JAMAAL | 1-6 | 1-3 | 0-0 | 0 4 4 | 0 | 3 | 1 0 0 0 | 25 | | | | | | |
| 04 | TURNER,CHRISTIAN | 1-2 | 0-0 | 0-0 | 0 0 0 | 1 | 2 | 1 2 0 1 | 16 | | | | | | |
| 11 | EFIANAYI,DAVID | 4-14 | 1-4 | 0-1 | 0 4 4 | 4 | 9 | 0 4 0 1 | 29 | | | | | | |
| 01 | CORNWALL,JAHEAM | 0-3 | 0-1 | 0-2 | 0 0 0 | 1 | 0 | 4 0 0 0 | 18 | | | | | | |
| 02 | JAMISON,ERIC | 3-5 | 0-0 | 0-0 | 1 2 3 | 1 | 6 | 0 0 0 0 | 16 | | | | | | |
| 05 | O'REILLY,LIAM | 3-8 | 2-3 | 1-1 | 1 3 4 | 0 | 9 | 1 1 0 0 | 25 | | | | | | |
| 10 | JOHNSON,NATE | 2-6 | 0-4 | 0-1 | 0 3 3 | 0 | 4 | 2 0 0 1 | 16 | | | | | | |
| 14 | MILLER,BRANDON | 1-4 | 0-0 | 0-0 | 1 0 1 | 4 | 2 | 0 2 0 0 | 17 | | | | | | |
| Team | | | | | 2 1 3 | | | | | | | | | | |
| Totals | | 20-63 | 4-16 | 1-6 | 10 26 36 | 19 | 45 | 10 14 0 5 | 200 | | | | | | |
| FG % 1st Half: 10-31 32.3% 2nd half: 10-32 31.3% Game: 20-63 31.7% Deadball | | | | | | | | | | | | | | | |
| 3FG % 1st Half: 2-5 40.0% 2nd half: 2-11 18.2% Game: 4-16 25.0% Rebounds | | | | | | | | | | | | | | | |
| FT % 1st Half: 1-2 50.0% 2nd half: 0-4 0.0% Game: 1-6 16.7% | | | | | | | | | | | | | | | |

Miami 77 • 1-0

| # | Player | Total | | 3-Ptr | | Rebounds | | | PF | TP | A | TO | Blk | Stl | Min |
|--|------------------|--------|--------|--------|-------------|----------|----|-----------|-----|----|---|----|-----|-----|-----|
| | | FG-FGA | FG-FGA | FT-FTA | Off Def Tot | | | | | | | | | | |
| 20 | HUELL,DEWAN | 6-9 | 0-0 | 2-3 | 2 6 8 | 1 | 14 | 2 3 2 1 | 18 | | | | | | |
| 00 | NEWTON,JA'QUAN | 4-6 | 1-2 | 4-8 | 0 0 0 | 1 | 13 | 1 0 0 0 | 28 | | | | | | |
| 01 | VASILJEVIC,DJ | 2-12 | 1-10 | 2-2 | 0 2 2 | 1 | 7 | 0 0 0 0 | 30 | | | | | | |
| 03 | LAWRENCE,ANTHONY | 1-4 | 1-3 | 0-0 | 3 4 7 | 3 | 3 | 1 0 0 2 | 22 | | | | | | |
| 11 | BROWN,BRUCE | 5-9 | 0-2 | 0-3 | 1 10 11 | 2 | 10 | 1 0 1 0 | 31 | | | | | | |
| 02 | LYKES,CHRIS | 1-6 | 1-5 | 0-0 | 0 1 1 | 3 | 3 | 1 4 0 1 | 18 | | | | | | |
| 04 | WALKER,LONNIE | 4-5 | 2-3 | 0-0 | 1 1 2 | 0 | 10 | 5 2 0 0 | 25 | | | | | | |
| 05 | ROBINSON,MIKE | 1-1 | 1-1 | 0-0 | 0 0 0 | 0 | 3 | 0 0 0 0 | 1 | | | | | | |
| 14 | MILLER,RODNEY | 0-1 | 0-0 | 0-1 | 0 1 1 | 0 | 0 | 0 0 0 0 | 4 | | | | | | |
| 15 | IZUNDU,EBUKA | 6-7 | 0-0 | 2-4 | 2 8 10 | 4 | 14 | 1 1 1 0 | 22 | | | | | | |
| 35 | STOWELL,CHRIS | 0-0 | 0-0 | 0-0 | 0 0 0 | 0 | 0 | 0 0 0 0 | 1 | | | | | | |
| Team | | | | | 3 3 6 | | | 1 | | | | | | | |
| Totals | | 30-60 | 7-26 | 10-21 | 12 36 48 | 15 | 77 | 21 12 3 5 | 200 | | | | | | |
| FG % 1st Half: 9-27 33.3% 2nd half: 21-33 63.6% Game: 30-60 50.0% Deadball | | | | | | | | | | | | | | | |
| 3FG % 1st Half: 1-13 7.7% 2nd half: 6-13 46.2% Game: 7-26 26.9% Rebounds | | | | | | | | | | | | | | | |
| FT % 1st Half: 8-15 53.3% 2nd half: 2-6 33.3% Game: 10-21 47.6% | | | | | | | | | | | | | | | |

Officials: Brian Dorsey, Raymond Styons Jr., William Humes
Technical fouls: Gardner-Webb-None. Miami-None.
Attendance: 7073

| Score by periods | 1st | 2nd | Total |
|------------------|-----|-----|-------|
| Gardner-Webb | 23 | 22 | 45 |
| Miami | 27 | 50 | 77 |

Last FG - GWU 2nd-00:15, UM 2nd-00:30.
Largest lead - GWU by 7 1st-16:59, UM by 37 2nd-04:34.
GWU led for 05:42, UM led for 30:55. Game was tied for 03:23.

| Points | In | Off | 2nd | Fast | Bench |
|--------|----|-----|-----|------|-------|
| GWU | 30 | 15 | 5 | 2 | 21 |
| UM | 42 | 15 | 12 | 4 | 30 |

Score tied - 3 times.
Lead changed - 1 time.

Official Basketball Box Score -- Game Totals -- Final Statistics
Navy vs Miami
11/12/17 4:39 pm at Coral Gables, Fla. (Watsco Center)

Navy 55 • 1-1

| # | Player | Total | | 3-Ptr | | Rebounds | | | PF | TP | A | TO | Blk | Stl | Min |
|--|--------------------|--------|--------|--------|-------------|----------|----|-----------|-----|----|---|----|-----|-----|-----|
| | | FG-FGA | FG-FGA | FT-FTA | Off Def Tot | | | | | | | | | | |
| 01 | LACEY,TOM | 5-7 | 0-0 | 0-0 | 1 4 5 | 0 | 10 | 2 1 2 0 | 24 | | | | | | |
| 02 | ABDULLAH,HASAN | 5-13 | 3-7 | 0-0 | 1 0 1 | 1 | 13 | 1 4 0 3 | 26 | | | | | | |
| 14 | DULIN,BRYCE | 0-5 | 0-1 | 0-0 | 3 5 8 | 1 | 0 | 4 1 0 1 | 26 | | | | | | |
| 20 | ANDERSON,SHAWN | 2-9 | 0-0 | 2-2 | 1 4 5 | 2 | 6 | 2 3 0 1 | 23 | | | | | | |
| 40 | WIECK,EVAN | 1-3 | 0-0 | 0-0 | 2 1 3 | 2 | 2 | 2 0 0 1 | 19 | | | | | | |
| 00 | FOX,NOURSE | 1-3 | 0-1 | 0-0 | 0 0 0 | 2 | 2 | 0 2 0 1 | 12 | | | | | | |
| 03 | CULLEN,MATT | 0-1 | 0-1 | 0-0 | 0 0 0 | 0 | 0 | 1 0 0 0 | 4 | | | | | | |
| 05 | PEARSON,RYAN | 0-3 | 0-2 | 0-0 | 0 1 1 | 0 | 0 | 1 0 0 0 | 7 | | | | | | |
| 15 | ANTONELLI,DOMINICK | 1-2 | 1-2 | 0-0 | 0 0 0 | 0 | 3 | 0 1 0 0 | 4 | | | | | | |
| 21 | KIERMAN,GEORGE | 3-8 | 2-6 | 3-3 | 0 1 1 | 4 | 11 | 0 1 0 0 | 13 | | | | | | |
| 22 | DAVIS,CAM | 0-2 | 0-0 | 0-0 | 0 0 0 | 1 | 0 | 0 1 0 0 | 14 | | | | | | |
| 23 | LEWIS,MO | 2-4 | 0-0 | 0-0 | 0 0 0 | 2 | 4 | 0 1 0 0 | 9 | | | | | | |
| 34 | OGELE,DANNY | 0-1 | 0-0 | 0-0 | 1 0 1 | 0 | 0 | 1 0 0 0 | 4 | | | | | | |
| 41 | RIEMERSMA,TYLER | 1-2 | 0-1 | 2-4 | 1 3 4 | 0 | 4 | 0 0 0 0 | 15 | | | | | | |
| Team | | | | | 2 2 4 | | | 1 | | | | | | | |
| Totals | | 21-63 | 6-21 | 7-9 | 12 21 33 | 15 | 55 | 14 16 2 7 | 200 | | | | | | |
| FG % 1st Half: 9-33 27.3% 2nd half: 12-30 40.0% Game: 21-63 33.3% Deadball | | | | | | | | | | | | | | | |
| 3FG % 1st Half: 4-13 30.8% 2nd half: 2-8 25.0% Game: 6-21 28.6% Rebounds | | | | | | | | | | | | | | | |
| FT % 1st Half: 2-2 100.0 2nd half: 5-7 71.4% Game: 7-9 77.8% | | | | | | | | | | | | | | | |

Miami 89 • 2-0

| # | Player | Total | | 3-Ptr | | Rebounds | | | PF | TP | A | TO | Blk | Stl | Min |
|---|------------------|--------|--------|--------|-------------|----------|----|-----------|-----|----|---|----|-----|-----|-----|
| | | FG-FGA | FG-FGA | FT-FTA | Off Def Tot | | | | | | | | | | |
| 00 | NEWTON,JA'QUAN | 6-10 | 1-3 | 1-1 | 0 3 3 | 1 | 14 | 1 4 0 1 | 26 | | | | | | |
| 01 | VASILJEVIC,DJ | 5-10 | 4-8 | 2-2 | 0 3 3 | 2 | 16 | 0 0 0 2 | 20 | | | | | | |
| 03 | LAWRENCE,ANTHONY | 4-5 | 1-2 | 1-2 | 0 7 7 | 1 | 10 | 2 2 2 1 | 30 | | | | | | |
| 11 | BROWN,BRUCE | 1-10 | 0-3 | 1-2 | 1 5 6 | 1 | 3 | 6 3 1 0 | 31 | | | | | | |
| 20 | HUELL,DEWAN | 6-8 | 0-0 | 2-3 | 3 7 10 | 2 | 14 | 1 1 1 1 | 22 | | | | | | |
| 02 | LYKES,CHRIS | 3-5 | 2-2 | 0-0 | 0 1 1 | 2 | 8 | 2 0 0 2 | 17 | | | | | | |
| 04 | WALKER,LONNIE | 3-7 | 1-5 | 1-1 | 0 2 2 | 0 | 8 | 1 0 1 1 | 24 | | | | | | |
| 05 | ROBINSON,MIKE | 0-0 | 0-0 | 0-0 | 0 0 0 | 0 | 0 | 0 0 0 0 | 3 | | | | | | |
| 14 | MILLER,RODNEY | 2-3 | 0-0 | 0-2 | 0 0 0 | 1 | 4 | 0 0 0 0 | 5 | | | | | | |
| 15 | IZUNDU,EBUKA | 5-6 | 0-0 | 2-3 | 3 1 4 | 2 | 12 | 2 2 2 1 | 19 | | | | | | |
| 35 | STOWELL,CHRIS | 0-0 | 0-0 | 0-0 | 0 1 1 | 0 | 0 | 0 0 0 0 | 3 | | | | | | |
| Team | | | | | 4 1 5 | | | | | | | | | | |
| Totals | | 35-64 | 9-23 | 10-16 | 11 31 42 | 12 | 89 | 15 12 7 9 | 200 | | | | | | |
| FG % 1st Half: 15-33 45.5% 2nd half: 20-31 64.5% Game: 35-64 54.7% Deadball | | | | | | | | | | | | | | | |
| 3FG % 1st Half: 4-14 28.6% 2nd half: 5-9 55.6% Game: 9-23 39.1% Rebounds | | | | | | | | | | | | | | | |
| FT % 1st Half: 7-9 77.8% 2nd half: 3-7 42.9% Game: 10-16 62.5% | | | | | | | | | | | | | | | |

Officials: Tim Nestor, Bert Smith, Tim Clougherty
Technical fouls: Navy-None. Miami-None.
Attendance: 6611

| Score by periods | 1st | 2nd | Total |
|------------------|-----|-----|-------|
| Navy | 24 | 31 | 55 |
| Miami | 41 | 48 | 89 |

Last FG - NAVY 2nd-00:35, UM 2nd-00:23.
Largest lead - NAVY None. UM by 35 2nd-01:30.

| Points | In | Off | 2nd | Fast | Bench |
|--------|----|-----|-----|------|-------|
| NAVY | 26 | 10 | 5 | 12 | 24 |
| UM | 50 | 22 | 12 | 29 | 32 |

Score tied - 0 times.
Lead changed - 0 times.



11 BRUCE BROWN, JR.

So. • 6-5 • 205 • Guard
Boston, Mass. • Vermont Academy

PRESEASON HONORS

- Preseason All-ACC Second Team
- Wooden Award Preseason Top 50
- Citizen Naismith Trophy Watch List
- Julius Erving Small Forward of the Year Award Watch List
- Lute Olson National Player of the Year Award Watch List
- Oscar Robertson Trophy Watch List

2017-18 HIGHLIGHTS

- Recorded second career triple-double in season opener vs. Gardner-Webb (10 points, 11 rebounds, 10 assists)
- Triple-double was third in program history and 31st in ACC history (sixth player in league history with two career triple-doubles)

CAREER HIGHS

Points

Career: 30, vs North Carolina, 1/28/17
 ACC: 30, vs North Carolina, 1/28/17

Rebounds

Career: 12, vs George Washington, 12/22/17
 ACC: 9, vs Notre Dame, 1/12/17

Assists

Career: 10, 2x, last vs. Gardner-Webb, 11/10/17
 ACC: 6, 2x, last at NC State, 2/4/17

Steals

Career: 3, 5x, last vs Michigan State, 3/17/17
 ACC: 3, vs NC State, 12/31/16

Blocked Shots

Career: 3, 2x, last vs Notre Dame, 1/12/17
 ACC: 3, vs. Notre Dame, 1/12/17

Field Goals

Career: 11, vs. Duke, 2/25/17
 ACC: 11, vs. Duke, 2/25/17

Field Goal Attempts

Career: 18, vs. Duke, 2/25/17
 ACC: 18, vs. Duke, 2/25/17

Free Throws

Career: 10, vs. North Carolina, 1/28/17
 ACC: 10, vs. North Carolina, 1/28/17

Free Throw Attempts

Career: 13, vs. North Carolina, 1/28/17
 ACC: 13, vs. North Carolina, 1/28/17

3-Point Field Goals

Career: 4, vs. North Carolina, 1/28/17
 ACC: 4, vs. North Carolina, 1/28/17

3-Point Field Goal Attempts

Career: 6, vs. North Carolina, 1/28/17
 ACC: 6, vs. North Carolina, 1/28/17

Minutes


Career: 44, at Virginia 2/20/17
 ACC: 44, at Virginia 2/20/17

2017-18 GAME-BY-GAME

| | GS | Min | FG | Pct | 3FG | Pct | FT | Pct | O-D-T | Avg | PF | FO | A | TO | Blk | Stl | Pts | Avg |
|----------------------|----|-----|------|------|-----|------|-----|------|---------|------|----|----|----|----|-----|-----|-----|------|
| Gardner-Webb | * | 31 | 5-9 | .556 | 0-2 | .000 | 0-3 | .000 | 1-10-11 | 11.0 | 2 | 0 | 10 | 1 | 0 | 1 | 10 | 10.0 |
| Navy | * | 31 | 1-10 | .100 | 0-3 | .000 | 1-2 | .500 | 1-5-6 | 8.5 | 1 | 0 | 6 | 3 | 1 | 0 | 3 | 6.5 |
| Florida A&M | | | | | | | | | | | | | | | | | | |
| vs. La Salle | | | | | | | | | | | | | | | | | | |
| North Florida | | | | | | | | | | | | | | | | | | |
| at Minnesota | | | | | | | | | | | | | | | | | | |
| vs. Princeton | | | | | | | | | | | | | | | | | | |
| Boston University | | | | | | | | | | | | | | | | | | |
| at George Washington | | | | | | | | | | | | | | | | | | |
| at Hawai'i | | | | | | | | | | | | | | | | | | |
| vs. TBA | | | | | | | | | | | | | | | | | | |
| vs. TBA | | | | | | | | | | | | | | | | | | |
| at Pittsburgh | | | | | | | | | | | | | | | | | | |
| at Georgia Tech | | | | | | | | | | | | | | | | | | |
| Florida State | | | | | | | | | | | | | | | | | | |
| at Clemson | | | | | | | | | | | | | | | | | | |
| Duke | | | | | | | | | | | | | | | | | | |
| at NC State | | | | | | | | | | | | | | | | | | |
| Louisville | | | | | | | | | | | | | | | | | | |
| at Florida State | | | | | | | | | | | | | | | | | | |
| Pittsburgh | | | | | | | | | | | | | | | | | | |
| at Virginia Tech | | | | | | | | | | | | | | | | | | |
| Wake Forest | | | | | | | | | | | | | | | | | | |
| at Boston College | | | | | | | | | | | | | | | | | | |
| Virginia | | | | | | | | | | | | | | | | | | |
| Syracuse | | | | | | | | | | | | | | | | | | |
| at Notre Dame | | | | | | | | | | | | | | | | | | |
| Boston College | | | | | | | | | | | | | | | | | | |
| at North Carolina | | | | | | | | | | | | | | | | | | |
| Virginia Tech | | | | | | | | | | | | | | | | | | |

CAREER STATISTICS

| Season | GP | GS | Min. | Avg. | FG | FGA | Pct. | 3-Point | Free Throws | Rebounds | Scoring |
|--------------|-----------|-----------|-------------|-------------|------------|------------|-------------|-----------|-------------|------------|-------------|
| | | | | | | | | FG | FTA | Off. | Pts. |
| | | | | | | | | FGA | Pct. | Def. | Avg. |
| 2016-17 | 33 | 29 | 1053 | 31.9 | 134 | 292 | .459 | 33 | 95 | 186 | 11.8 |
| 2017-18 | 2 | 2 | 62 | 31.0 | 6 | 19 | .316 | 0 | 5 | 17 | 6.5 |
| TOTAL | 35 | 31 | 1115 | 31.9 | 140 | 311 | .450 | 33 | 100 | 203 | 11.5 |



20 DEWAN HUELL

So. • 6-11 • 236 • Forward
Miami, Fla. • Miami Norland HS

2017-18 HIGHLIGHTS

- Tied for team lead with 14 points in season opener
- Recorded first career double-double against Navy (11/12) with 14 points and 10 rebounds

2017-18 GAME-BY-GAME

| | GS | Min | FG | Pct | 3FG | Pct | FT | Pct | O-D-T | Avg | PF | FO | A | TO | Blk | Stl | Pts | Avg |
|----------------------|----|-----|-----|------|-----|------|-----|------|--------|-----|----|----|---|----|-----|-----|-----|------|
| Gardner-Webb | * | 18 | 6-9 | .667 | 0-0 | .000 | 2-3 | .667 | 2-6-8 | 8.0 | 1 | 0 | 2 | 3 | 2 | 1 | 14 | 14.0 |
| Navy | * | 22 | 6-8 | .750 | 0-0 | .000 | 2-3 | .667 | 3-7-10 | 9.0 | 2 | 0 | 1 | 1 | 1 | 1 | 14 | 14.0 |
| Florida A&M | | | | | | | | | | | | | | | | | | |
| vs. La Salle | | | | | | | | | | | | | | | | | | |
| North Florida | | | | | | | | | | | | | | | | | | |
| at Minnesota | | | | | | | | | | | | | | | | | | |
| vs. Princeton | | | | | | | | | | | | | | | | | | |
| Boston University | | | | | | | | | | | | | | | | | | |
| at George Washington | | | | | | | | | | | | | | | | | | |
| at Hawai'i | | | | | | | | | | | | | | | | | | |
| vs. TBA | | | | | | | | | | | | | | | | | | |
| vs. TBA | | | | | | | | | | | | | | | | | | |
| at Pittsburgh | | | | | | | | | | | | | | | | | | |
| at Georgia Tech | | | | | | | | | | | | | | | | | | |
| Florida State | | | | | | | | | | | | | | | | | | |
| at Clemson | | | | | | | | | | | | | | | | | | |
| Duke | | | | | | | | | | | | | | | | | | |
| at NC State | | | | | | | | | | | | | | | | | | |
| Louisville | | | | | | | | | | | | | | | | | | |
| at Florida State | | | | | | | | | | | | | | | | | | |
| Pittsburgh | | | | | | | | | | | | | | | | | | |
| at Virginia Tech | | | | | | | | | | | | | | | | | | |
| Wake Forest | | | | | | | | | | | | | | | | | | |
| at Boston College | | | | | | | | | | | | | | | | | | |
| Virginia | | | | | | | | | | | | | | | | | | |
| Syracuse | | | | | | | | | | | | | | | | | | |
| at Notre Dame | | | | | | | | | | | | | | | | | | |
| Boston College | | | | | | | | | | | | | | | | | | |
| at North Carolina | | | | | | | | | | | | | | | | | | |
| Virginia Tech | | | | | | | | | | | | | | | | | | |

CAREER HIGHS

Points

Career: 15, at North Florida, 11/16/16

ACC: 13, vs. Georgia Tech, 2/15/17

Rebounds

Career: 10, 2x, last vs. Navy, 11/12/17

ACC: 8, at Wake Forest, 1/18/17

Assists

Career: 2, vs. Gardner-Webb, 11/10/17

ACC: 1, 4x, last at Louisville, 2/11/17

Steals

Career: 2, vs. Rutgers, 11/30/16

ACC: 1, 8x, last at Florida State, 3/4/17

Blocked Shots

Career: 3, vs. Virginia Tech, 2/8/17

ACC: 3, vs. Virginia Tech, 2/8/17

Field Goals

Career: 6, 4x, last vs. Navy, 11/12/17

ACC: 4, 2x, last vs Georgia Tech, 2/15/17

Field Goal Attempts

Career: 14, vs. Rutgers, 11/30/16

ACC: 9, at Wake Forest, 1/18/17

Free Throws

Career: 5, vs Georgia Tech, 2/15/17

ACC: 5, vs Georgia Tech, 2/15/17

Free Throw Attempts

Career: 6, vs Georgia Tech, 2/15/17

ACC: 6, vs Georgia Tech, 2/15/17

3-Point Field Goals

Career: -

ACC: -

3-Point Field Goal Attempts

Career: 1, 2x, last vs. Virginia Tech, 2/8/17

ACC: 1, 2x, last vs. Virginia Tech, 2/8/17

Minutes

Career: 25, 3x, last at Wake Forest, 1/18/17

ACC: 25, 2x, last at Wake Forest, 1/18/17

CAREER STATISTICS

| Season | GP | GS | Min. | Avg. | FG | FGA | Pct. | FG | FGA | Pct. | FT | FTA | Pct. | Off. | Def. | Tot. | Avg. | PF | FO | Ast. | TO | Blk | Stl | Pts. | Avg. |
|---------|----|----|------|------|----|-----|------|----|-----|------|----|-----|------|------|------|------|------|----|----|------|----|-----|-----|------|------|
| 2016-17 | 32 | 15 | 557 | 17.4 | 77 | 145 | .531 | 0 | 2 | .000 | 33 | 51 | .647 | 45 | 54 | 99 | 3.1 | 61 | 0 | 6 | 30 | 25 | 13 | 187 | 5.8 |
| 2017-18 | 2 | 2 | 40 | 20.0 | 12 | 17 | .706 | 0 | 0 | .000 | 4 | 6 | .667 | 5 | 13 | 18 | 9.0 | 3 | 0 | 3 | 4 | 3 | 2 | 28 | 14.0 |
| TOTAL | 34 | 17 | 597 | 17.6 | 89 | 162 | .549 | 0 | 2 | .000 | 37 | 57 | .649 | 50 | 67 | 117 | 3.4 | 64 | 0 | 9 | 34 | 28 | 15 | 215 | 6.3 |



15 EBUKA IZUNDU

Jr. • 6-10 • 235 • Center

Charlotte, N.C. / Lagos, Nigeria • Victory Christian Center

2017-18 HIGHLIGHTS

- Recorded first college double-double in season opener, scoring 14 points and grabbing career-high 10 boards.

2017-18 GAME-BY-GAME

| | GS | Min | FG | Pct | 3FG | Pct | FT | Pct | O-D-T | Avg | PF | FO | A | TO | Blk | Stl | Pts | Avg |
|----------------------|----|-----|------|-----|------|-----|------|--------|-------|-----|----|----|---|----|-----|-----|-----|------|
| Gardner-Webb | 22 | 6-7 | .857 | 0-0 | .000 | 2-4 | .500 | 2-8-10 | 10.0 | 4 | 0 | 1 | 1 | 1 | 1 | 0 | 14 | 14.0 |
| Navy | 19 | 5-6 | .833 | 0-0 | .000 | 2-3 | .667 | 3-1-4 | 7.0 | 2 | 0 | 2 | 2 | 2 | 2 | 1 | 12 | 13.0 |
| Florida A&M | | | | | | | | | | | | | | | | | | |
| vs. La Salle | | | | | | | | | | | | | | | | | | |
| North Florida | | | | | | | | | | | | | | | | | | |
| at Minnesota | | | | | | | | | | | | | | | | | | |
| vs. Princeton | | | | | | | | | | | | | | | | | | |
| Boston University | | | | | | | | | | | | | | | | | | |
| at George Washington | | | | | | | | | | | | | | | | | | |
| at Hawai'i | | | | | | | | | | | | | | | | | | |
| vs. TBA | | | | | | | | | | | | | | | | | | |
| vs. TBA | | | | | | | | | | | | | | | | | | |
| at Pittsburgh | | | | | | | | | | | | | | | | | | |
| at Georgia Tech | | | | | | | | | | | | | | | | | | |
| Florida State | | | | | | | | | | | | | | | | | | |
| at Clemson | | | | | | | | | | | | | | | | | | |
| Duke | | | | | | | | | | | | | | | | | | |
| at NC State | | | | | | | | | | | | | | | | | | |
| Louisville | | | | | | | | | | | | | | | | | | |
| at Florida State | | | | | | | | | | | | | | | | | | |
| Pittsburgh | | | | | | | | | | | | | | | | | | |
| at Virginia Tech | | | | | | | | | | | | | | | | | | |
| Wake Forest | | | | | | | | | | | | | | | | | | |
| at Boston College | | | | | | | | | | | | | | | | | | |
| Virginia | | | | | | | | | | | | | | | | | | |
| Syracuse | | | | | | | | | | | | | | | | | | |
| at Notre Dame | | | | | | | | | | | | | | | | | | |
| Boston College | | | | | | | | | | | | | | | | | | |
| at North Carolina | | | | | | | | | | | | | | | | | | |
| Virginia Tech | | | | | | | | | | | | | | | | | | |

CAREER HIGHS

Points

Career: 16, at NC State, 2/4/17

ACC: 16, at NC State, 2/4/17

Rebounds

Career: 10, vs. Gardner-Webb, 11/10/17

ACC: 7, vs NC State, 12/31/16

Assists

Career: 2, vs. Navy, 11/12/17

ACC: 1, 5x, last at Virginia, 2/20/17

Steals

Career: 1, 11x, last vs. Navy, 11/12/17

ACC: 1, 5x, last vs. Duke, 2/25/17

Blocked Shots

Career: 3, 3x, last vs. Notre Dame, 1/12/17

ACC: 3, vs. Notre Dame, 1/12/17

Field Goals

Career: 6, 2x, last vs. Gardner-Webb, 11/10/17

ACC: 6, at NC State, 2/4/17

Field Goal Attempts

Career: 10, vs. Clemson, 2/18/17

ACC: 10, vs. Clemson 2/18/17

Free Throws

Career: 5, vs. Mississippi State, 11/19/15

ACC: 4, twice, last at NC State, 2/4/17

Free Throw Attempts

Career: 7, vs. Mississippi State, 11/19/15

ACC: 6, at North Carolina, 2/20/16

3-Point Field Goals

Career: -

ACC: -

3-Point Field-Goal Attempts

Career: -

ACC: -


Minutes

Career: 27, at NC State 2/4/17

ACC: 27, at NC State 2/4/17

CAREER STATISTICS

| Season | GP | GS | Min. | Avg. | FG | FGA | Pct. | 3-Point | | | Free Throws | | | Rebounds | | | Assists | | | Steals | | | Blocks | | | Scoring | |
|--------------|-----------|----------|------------|-------------|-----------|------------|-------------|----------|----------|-------------|-------------|-----------|-------------|-----------|-----------|------------|------------|-----------|----------|-----------|-----------|-----------|-----------|------------|------------|---------|--|
| | | | | | | | | FGA | Pct. | FT | FTA | Pct. | Off. | Def. | Tot. | Avg. | PF | FO | Ast. | TO | Blk | Stl | Pts. | Avg. | | | |
| 2015-16 | 15 | 0 | 79 | 5.3 | 10 | 16 | .625 | 0 | 0 | .000 | 12 | 19 | .632 | 13 | 6 | 19 | 1.3 | 17 | 0 | 3 | 5 | 3 | 2 | 32 | 2.1 | | |
| 2016-17 | 32 | 9 | 417 | 13.0 | 53 | 98 | .541 | 0 | 0 | .000 | 29 | 42 | .690 | 47 | 50 | 97 | 3.0 | 75 | 2 | 6 | 27 | 25 | 7 | 135 | 4.2 | | |
| 2017-18 | 2 | 0 | 41 | 20.5 | 11 | 13 | .846 | 0 | 0 | .000 | 4 | 7 | .571 | 5 | 9 | 14 | 7.0 | 6 | 0 | 3 | 3 | 3 | 1 | 26 | 13.0 | | |
| TOTAL | 49 | 9 | 537 | 11.0 | 74 | 127 | .583 | 0 | 0 | .000 | 45 | 68 | .662 | 65 | 65 | 130 | 2.7 | 98 | 2 | 12 | 35 | 31 | 10 | 193 | 3.9 | | |



3 ANTHONY LAWRENCE II

Jr. • 6-7 • 210 • Guard

St. Petersburg, Fla. • Lakewood Senior HS

2017-18 HIGHLIGHTS

- Scored 10 points on 4-for-5 shooting and grabbed seven boards in win over Navy (11/12)

2017-18 GAME-BY-GAME

| | GS | Min | FG | Pct | 3FG | Pct | FT | Pct | O-D-T | Avg | PF | FO | A | TO | Blk | Stl | Pts | Avg |
|----------------------|----|-----|-----|------|-----|------|-----|------|-------|-----|----|----|---|----|-----|-----|-----|-----|
| Gardner-Webb | * | 22 | 1-4 | .250 | 1-3 | .333 | 0-0 | .000 | 3-4-7 | 7.0 | 3 | 0 | 1 | 0 | 0 | 2 | 3 | 3.0 |
| Navy | * | 30 | 4-5 | .800 | 1-2 | .500 | 1-2 | .500 | 0-7-7 | 7.0 | 1 | 0 | 2 | 2 | 2 | 1 | 10 | 6.5 |
| Florida A&M | | | | | | | | | | | | | | | | | | |
| vs. La Salle | | | | | | | | | | | | | | | | | | |
| North Florida | | | | | | | | | | | | | | | | | | |
| at Minnesota | | | | | | | | | | | | | | | | | | |
| vs. Princeton | | | | | | | | | | | | | | | | | | |
| Boston University | | | | | | | | | | | | | | | | | | |
| at George Washington | | | | | | | | | | | | | | | | | | |
| at Hawai'i | | | | | | | | | | | | | | | | | | |
| vs. TBA | | | | | | | | | | | | | | | | | | |
| vs. TBA | | | | | | | | | | | | | | | | | | |
| at Pittsburgh | | | | | | | | | | | | | | | | | | |
| at Georgia Tech | | | | | | | | | | | | | | | | | | |
| Florida State | | | | | | | | | | | | | | | | | | |
| at Clemson | | | | | | | | | | | | | | | | | | |
| Duke | | | | | | | | | | | | | | | | | | |
| at NC State | | | | | | | | | | | | | | | | | | |
| Louisville | | | | | | | | | | | | | | | | | | |
| at Florida State | | | | | | | | | | | | | | | | | | |
| Pittsburgh | | | | | | | | | | | | | | | | | | |
| at Virginia Tech | | | | | | | | | | | | | | | | | | |
| Wake Forest | | | | | | | | | | | | | | | | | | |
| at Boston College | | | | | | | | | | | | | | | | | | |
| Virginia | | | | | | | | | | | | | | | | | | |
| Syracuse | | | | | | | | | | | | | | | | | | |
| at Notre Dame | | | | | | | | | | | | | | | | | | |
| Boston College | | | | | | | | | | | | | | | | | | |
| at North Carolina | | | | | | | | | | | | | | | | | | |
| Virginia Tech | | | | | | | | | | | | | | | | | | |

CAREER HIGHS

Points

Career: 19, at NC State 2/4/17

ACC: 18, at NC State 2/4/17

Rebounds

Career: 9, vs. Notre Dame, 1/12/17

ACC: 9, vs. Notre Dame, 1/12/17

Assists

Career: 5, 2x, last at Virginia, 2/20/17

ACC: 5, 2x, last at Virginia, 2/20/17

Steals

Career: 4, 3x, last vs. North Carolina, 3/9/17

ACC: 4, last vs. North Carolina 3/9/17

Blocked Shots

Career: 3, last vs. Western Carolina, 11/11/16

ACC: 2, 2x, last vs. Virginia Tech, 2/17/16

Field Goals

Career: 7, last at NC State, 2/4/17

ACC: 7, last at NC State, 2/4/17

Field-Goal Attempts

Career: 9, 5x, last at Virginia Tech, 2/27/17

ACC: 9, 4x, last at Virginia Tech, 2/27/17

Free Throws

Career: 5, vs. Louisiana, 11/16/15

ACC: 4 (5x), at. Virginia, 2/20/17

Free-Throw Attempts

Career: 6, 2x, last vs. Mississippi St., 11/19/15

ACC: 5, 2x, vs. Georgia Tech, 2/15/17

3-Point Field Goals

Career: 4, 2x, at Wake Forest, 1/18/17

ACC: 4, 2x, at Wake Forest, 1/18/17

3-Point Field-Goal Attempts

Career: 9, 5x, at Virginia Tech, 2/27/17

ACC: 9, 4x, at Virginia Tech, 2/27/17

Minutes

Career: 40, at Virginia, 2/20/17

ACC: 40, at Virginia, 2/20/17

CAREER STATISTICS

| Season | GP | GS | Min. | Avg. | FG | FGA | Pct. | 3-Point | Free Throws | Rebounds | Scoring | | | | | | | | | | | | | | |
|--------------|-----------|-----------|-------------|-------------|------------|------------|-------------|-----------|-------------|-------------|-----------|------------|-------------|-----------|------------|------------|------------|------------|----------|-----------|-----------|-----------|-----------|------------|------------|
| | | | | | | | | FG | FTA | Off. | Def. | Tot. | Avg. | PF | FO | Ast. | TO | Blk | Stl | Pts. | Avg. | | | | |
| 2015-16 | 33 | 0 | 397 | 12.0 | 47 | 92 | .511 | 18 | 42 | .429 | 24 | 40 | .600 | 29 | 34 | 63 | 1.9 | 39 | 0 | 27 | 13 | 11 | 17 | 136 | 4.1 |
| 2016-17 | 33 | 18 | 857 | 26.0 | 72 | 173 | .416 | 35 | 99 | .354 | 45 | 62 | .726 | 27 | 97 | 124 | 3.8 | 78 | 1 | 57 | 47 | 15 | 42 | 224 | 6.8 |
| 2017-18 | 2 | 2 | 52 | 26.0 | 5 | 9 | .556 | 2 | 5 | .400 | 1 | 2 | .500 | 3 | 11 | 14 | 7.0 | 4 | 0 | 3 | 2 | 2 | 3 | 13 | 6.5 |
| TOTAL | 68 | 20 | 1306 | 19.2 | 124 | 274 | .453 | 55 | 146 | .377 | 70 | 104 | .673 | 59 | 142 | 201 | 3.0 | 121 | 1 | 87 | 62 | 28 | 62 | 373 | 5.5 |



2 CHRIS LYKES

Fr. • 5-7 • 161 • Guard
Mitchellville, Md. • Gonzaga College HS

2017-18 HIGHLIGHTS

- Hit a 3-pointer and played 18 minutes in college debut against Gardner-Webb (11/10)

2017-18 GAME-BY-GAME

| | GS | Min | FG | Pct | 3FG | Pct | FT | Pct | O-D-T | Avg | PF | FO | A | TO | Blk | Stl | Pts | Avg |
|----------------------|----|-----|------|-----|-------|-----|------|-------|-------|-----|----|----|---|----|-----|-----|-----|-----|
| Gardner-Webb | 18 | 1-6 | .167 | 1-5 | .200 | 0-0 | .000 | 0-1-1 | 1.0 | 3 | 0 | 1 | 4 | 0 | 1 | 3 | 3.0 | |
| Navy | 17 | 3-5 | .600 | 2-2 | 1.000 | 0-0 | .000 | 0-1-1 | 1.0 | 2 | 0 | 2 | 0 | 0 | 2 | 8 | 5.5 | |
| Florida A&M | | | | | | | | | | | | | | | | | | |
| vs. La Salle | | | | | | | | | | | | | | | | | | |
| North Florida | | | | | | | | | | | | | | | | | | |
| at Minnesota | | | | | | | | | | | | | | | | | | |
| vs. Princeton | | | | | | | | | | | | | | | | | | |
| Boston University | | | | | | | | | | | | | | | | | | |
| at George Washington | | | | | | | | | | | | | | | | | | |
| at Hawai'i | | | | | | | | | | | | | | | | | | |
| vs. TBA | | | | | | | | | | | | | | | | | | |
| vs. TBA | | | | | | | | | | | | | | | | | | |
| at Pittsburgh | | | | | | | | | | | | | | | | | | |
| at Georgia Tech | | | | | | | | | | | | | | | | | | |
| Florida State | | | | | | | | | | | | | | | | | | |
| at Clemson | | | | | | | | | | | | | | | | | | |
| Duke | | | | | | | | | | | | | | | | | | |
| at NC State | | | | | | | | | | | | | | | | | | |
| Louisville | | | | | | | | | | | | | | | | | | |
| at Florida State | | | | | | | | | | | | | | | | | | |
| Pittsburgh | | | | | | | | | | | | | | | | | | |
| at Virginia Tech | | | | | | | | | | | | | | | | | | |
| Wake Forest | | | | | | | | | | | | | | | | | | |
| at Boston College | | | | | | | | | | | | | | | | | | |
| Virginia | | | | | | | | | | | | | | | | | | |
| Syracuse | | | | | | | | | | | | | | | | | | |
| at Notre Dame | | | | | | | | | | | | | | | | | | |
| Boston College | | | | | | | | | | | | | | | | | | |
| at North Carolina | | | | | | | | | | | | | | | | | | |
| Virginia Tech | | | | | | | | | | | | | | | | | | |

CAREER HIGHS

Points

Career: 3, vs. Gardner-Webb, 11/10/17

ACC: -

Rebounds

Career: 1, vs. Gardner-Webb, 11/10/17

ACC: -

Assists

Career: 1, vs. Gardner-Webb, 11/10/17

ACC: -

Steals

Career: 1, vs. Gardner-Webb, 11/10/17

ACC: -

Blocked Shots

Career: -

ACC: -

Field Goals

Career: 1, vs. Gardner-Webb, 11/10/17

ACC: -^aB

Field Goal Attempts

Career: 6, vs. Gardner-Webb, 11/10/17

ACC: -

Free Throws

Career: -

ACC: -

Free Throw Attempts

Career: -

ACC: -

3-Point Field Goals

Career: 1, vs. Gardner-Webb, 11/10/17

ACC: -

3-Point Field Goal Attempts

Career: 5, vs. Gardner-Webb, 11/10/17

ACC: -

Minutes

Career: 18, vs. Gardner-Webb, 11/10/17

ACC: -

CAREER STATISTICS

| Season | Games | | | Min. | Avg. | FG | | | 3-Point | | | Free Throws | | | Rebounds | | Scoring | | | | | | | | | |
|---------|-------|----|----|------|------|----|------|------|---------|------|------|-------------|------|------|----------|------|---------|------|----|----|------|----|-----|-----|------|------|
| | GP | GS | | | | FG | FGA | Pct. | FG | FGA | Pct. | FT | FTA | Pct. | Off. | Def. | Tot. | Avg. | PF | FO | Ast. | TO | Blk | Stl | Pts. | Avg. |
| 2017-18 | 2 | 0 | 35 | 17.5 | 4 | 11 | .364 | 3 | 7 | .429 | 0 | 0 | .000 | 0 | 2 | 2 | 1.0 | 5 | 0 | 3 | 4 | 0 | 3 | 11 | 5.5 | |



14 RODNEY MILLER, JR.

So. • 7-0 • 255 • Center
Laurelton, N.Y. • Oak Hill Academy

2017-18 HIGHLIGHTS

- Scored four points in five minutes of action against Navy (11/12)

CAREER HIGHS

Points

Career: 5, vs. Western Carolina, 11/11/16

ACC: 2, vs. North Carolina, 3/9/17

Rebounds

Career: 3, at North Florida, 11/16/17

ACC: 1, vs. North Carolina, 3/9/17

Assists

Career: -

Steals

Career: -

Blocked Shots

Career: -

Field Goals

Career: 2, at North Florida, 11/16/16

ACC: 1, vs. North Carolina, 3/9/17

Field-Goal Attempts

Career: 4, vs. Western Carolina, 11/11/16

ACC: 3, vs. North Carolina, 3/9/17

Free Throws

Career: 3, vs Western Carolina, 11/11/16

ACC: 1, at Wake Forest, 1/18/17

Free Throw Attempts

Career: 6, vs. W. Carolina, 11/11/16

ACC: 2, at Wake Forst, 1/18/17

3-Point Field Goals

Career: -

3-Point Field-Goal Attempts

Career: -

Minutes

Career: 11, at North Florida, 11/16/17

ACC: 8, vs. North Carolina, 3/9/17

2017-18 GAME-BY-GAME

| | GS | Min | FG | Pct | 3FG | Pct | FT | Pct | O-D-T | Avg | PF | FO | A | TO | Blk | Stl | Pts | Avg |
|----------------------|----|-----|------|-----|------|-----|------|-------|-------|-----|----|----|---|----|-----|-----|-----|-----|
| Gardner-Webb | 4 | 0-1 | .000 | 0-0 | .000 | 0-1 | .000 | 0-1-1 | 1.0 | 0 | 0 | 0 | 0 | 0 | 0 | 0 | 0 | 0.0 |
| Navy | 5 | 2-3 | .667 | 0-0 | .000 | 0-2 | .000 | 0-0-0 | 0.5 | 1 | 0 | 0 | 0 | 0 | 0 | 0 | 4 | 2.0 |
| Florida A&M | | | | | | | | | | | | | | | | | | |
| vs. La Salle | | | | | | | | | | | | | | | | | | |
| North Florida | | | | | | | | | | | | | | | | | | |
| at Minnesota | | | | | | | | | | | | | | | | | | |
| vs. Princeton | | | | | | | | | | | | | | | | | | |
| Boston University | | | | | | | | | | | | | | | | | | |
| at George Washington | | | | | | | | | | | | | | | | | | |
| at Hawai'i | | | | | | | | | | | | | | | | | | |
| vs. TBA | | | | | | | | | | | | | | | | | | |
| vs. TBA | | | | | | | | | | | | | | | | | | |
| at Pittsburgh | | | | | | | | | | | | | | | | | | |
| at Georgia Tech | | | | | | | | | | | | | | | | | | |
| Florida State | | | | | | | | | | | | | | | | | | |
| at Clemson | | | | | | | | | | | | | | | | | | |
| Duke | | | | | | | | | | | | | | | | | | |
| at NC State | | | | | | | | | | | | | | | | | | |
| Louisville | | | | | | | | | | | | | | | | | | |
| at Florida State | | | | | | | | | | | | | | | | | | |
| Pittsburgh | | | | | | | | | | | | | | | | | | |
| at Virginia Tech | | | | | | | | | | | | | | | | | | |
| Wake Forest | | | | | | | | | | | | | | | | | | |
| at Boston College | | | | | | | | | | | | | | | | | | |
| Virginia | | | | | | | | | | | | | | | | | | |
| Syracuse | | | | | | | | | | | | | | | | | | |
| at Notre Dame | | | | | | | | | | | | | | | | | | |
| Boston College | | | | | | | | | | | | | | | | | | |
| at North Carolina | | | | | | | | | | | | | | | | | | |
| Virginia Tech | | | | | | | | | | | | | | | | | | |

CAREER STATISTICS

| CAREER STATISTICS | | | | 5 Point | | | | Free Throws | | | | Rebounds | | | | Scoring | | | | | | | | | |
|-------------------|-----------|----------|-----------|------------|----------|-----------|-------------|-------------|----------|-------------|----------|-----------|-------------|----------|----------|-----------|------------|----------|----------|----------|----------|----------|----------|-----------|------------|
| Season | GP | GS | Min. | Avg. | FG | FGA | Pct. | FG | FGA | Pct. | FT | FTA | Pct. | Off. | Def. | Tot. | Avg. | PF | FO | Ast. | TO | Blk | Stl | Pts. | Avg. |
| 2016-17 | 15 | 0 | 57 | 3.8 | 5 | 11 | .455 | 0 | 0 | .000 | 4 | 9 | .444 | 4 | 5 | 9 | 0.6 | 6 | 0 | 0 | 1 | 1 | 0 | 14 | 0.9 |
| 2017-18 | 2 | 0 | 9 | 4.5 | 2 | 4 | .500 | 0 | 0 | .000 | 0 | 3 | .000 | 0 | 1 | 1 | 0.5 | 1 | 0 | 0 | 0 | 0 | 0 | 4 | 2.0 |
| TOTAL | 17 | 0 | 66 | 3.9 | 7 | 15 | .467 | 0 | 0 | .000 | 4 | 12 | .333 | 4 | 6 | 10 | 0.6 | 7 | 0 | 0 | 1 | 1 | 0 | 18 | 1.1 |



O JA'QUAN NEWTON

Sr. • 6-3 • 191 • Guard

Philadelphia, Pa. • Neumann-Goretti HS

2017-18 HIGHLIGHTS

- Leads team with 97 career games played
- Scored in double figures in each of Miami's first two contests

2017-18 GAME-BY-GAME

| | GS | Min | FG | Pct | 3FG | Pct | FT | Pct | O-D-T | Avg | PF | FO | A | TO | Blk | Stl | Pts | Avg |
|----------------------|----|-----|------|------|-----|------|-----|-------|-------|-----|----|----|---|----|-----|-----|-----|------|
| Gardner-Webb | * | 28 | 4-6 | .667 | 1-2 | .500 | 4-8 | .500 | 0-0-0 | 0.0 | 1 | 0 | 1 | 0 | 0 | 0 | 13 | 13.0 |
| Navy | * | 26 | 6-10 | .600 | 1-3 | .333 | 1-1 | 1.000 | 0-3-3 | 1.5 | 1 | 0 | 1 | 4 | 0 | 1 | 14 | 13.5 |
| Florida A&M | | | | | | | | | | | | | | | | | | |
| vs. La Salle | | | | | | | | | | | | | | | | | | |
| North Florida | | | | | | | | | | | | | | | | | | |
| at Minnesota | | | | | | | | | | | | | | | | | | |
| vs. Princeton | | | | | | | | | | | | | | | | | | |
| Boston University | | | | | | | | | | | | | | | | | | |
| at George Washington | | | | | | | | | | | | | | | | | | |
| at Hawai'i | | | | | | | | | | | | | | | | | | |
| vs. TBA | | | | | | | | | | | | | | | | | | |
| vs. TBA | | | | | | | | | | | | | | | | | | |
| at Pittsburgh | | | | | | | | | | | | | | | | | | |
| at Georgia Tech | | | | | | | | | | | | | | | | | | |
| Florida State | | | | | | | | | | | | | | | | | | |
| at Clemson | | | | | | | | | | | | | | | | | | |
| Duke | | | | | | | | | | | | | | | | | | |
| at NC State | | | | | | | | | | | | | | | | | | |
| Louisville | | | | | | | | | | | | | | | | | | |
| at Florida State | | | | | | | | | | | | | | | | | | |
| Pittsburgh | | | | | | | | | | | | | | | | | | |
| at Virginia Tech | | | | | | | | | | | | | | | | | | |
| Wake Forest | | | | | | | | | | | | | | | | | | |
| at Boston College | | | | | | | | | | | | | | | | | | |
| Virginia | | | | | | | | | | | | | | | | | | |
| Syracuse | | | | | | | | | | | | | | | | | | |
| at Notre Dame | | | | | | | | | | | | | | | | | | |
| Boston College | | | | | | | | | | | | | | | | | | |
| at North Carolina | | | | | | | | | | | | | | | | | | |
| Virginia Tech | | | | | | | | | | | | | | | | | | |

CAREER HIGHS

Points

Career: 23, vs. Boston College, 1/25/17

ACC: 23, vs. Boston College, 1/25/17

Rebounds

Career: 9, vs. Columbia, 12/28/16

ACC: 7, vs. North Carolina, 1/28/17

Assists

Career: 9, vs. Wofford, 12/3/16

ACC: 7, 2x, last at Wake Forest, 1/18/17

Steals

Career: 4, 2x, last at NC State, 1/30/16

ACC: 4, at NC State, 1/30/16

Blocked Shots

Career: 1, 9x, last vs. Virginia Tech, 3/10/16

ACC: 1, 3x, last vs. Virginia, 2/22/16

Field Goals

Career: 9, vs. Iowa State, 11/25/16

ACC: 8, vs. Boston College, 1/25/17

Field-Goal Attempts

Career: 16, 2x, last vs Notre Dame, 1/12/17

ACC: 16, vs Notre Dame, 1/12/17

Free Throws

Career: 9, twice, last vs. Virginia, 3/11/16

ACC: 7, twice, last vs. Boston College, 1/25/17

Free-Throw Attempts

Career: 11, vs. Virginia, 3/11/16

ACC: 10, 2x, last vs. NC State, 12/31/16

3-Point Field Goals

Career: 3, vs. Columbia, 12/28/16

ACC: 2, 2x, last at Louisville, 2/11/17

3-Point Field-Goal Attempts

Career: 5, vs. Columbia, 12/28/16

ACC: 3, 3x, last at Louisville, 2/11/17

Minutes

Career: 38, 2x, last vs. Florida, 11/27/16

ACC: 36, vs. Notre Dame, 1/12/17

CAREER STATISTICS

| SEASON | CAREER STATISTICS | | | | | | | | | | FREE THROWS | | | | REBOUNDS | | | | SCORING | | | | | | | | | |
|---------|-------------------|----|------|------|-----|-----|------|----|-----|------|-------------|-----|------|------|----------|------|------|-----|---------|------|-----|-----|-----|------|------|--|--|--|
| | GP | GS | Min. | Avg. | FG | FGA | Pct. | FG | FGA | Pct. | FT | FTA | Pct. | Off. | Def. | Tot. | Avg. | PF | FO | Ast. | TO | Blk | Stl | Pts. | Avg. | | | |
| 2014-15 | 34 | 3 | 459 | 13.5 | 45 | 111 | .405 | 4 | 10 | .400 | 41 | 64 | .641 | 8 | 35 | 43 | 1.3 | 34 | 0 | 47 | 39 | 4 | 8 | 135 | 4.0 | | | |
| 2015-16 | 31 | 1 | 703 | 22.7 | 105 | 228 | .461 | 9 | 26 | .346 | 105 | 143 | .734 | 16 | 55 | 71 | 2.3 | 48 | 0 | 76 | 66 | 5 | 27 | 324 | 10.5 | | | |
| 2016-17 | 30 | 28 | 942 | 31.4 | 150 | 332 | .452 | 11 | 40 | .275 | 93 | 133 | .699 | 18 | 87 | 105 | 3.5 | 49 | 0 | 101 | 98 | 1 | 34 | 404 | 13.5 | | | |
| 2017-18 | 2 | 2 | 54 | 27.0 | 10 | 16 | .625 | 2 | 5 | .400 | 5 | 9 | .556 | 0 | 3 | 3 | 1.5 | 2 | 0 | 2 | 4 | 0 | 1 | 27 | 13.5 | | | |
| TOTAL | 97 | 34 | 2158 | 22.2 | 310 | 687 | .451 | 26 | 81 | .321 | 244 | 349 | .699 | 42 | 180 | 222 | 2.3 | 133 | 0 | 226 | 207 | 10 | 70 | 890 | 9.2 | | | |



5 MIKE ROBINSON

Sr. • 5-10 • 170 • Guard

New Britain, Conn. • New Britain HS

2017-18 HIGHLIGHTS

- Scored first field goal since 2015-16 season with his 3-pointer in season opener

2017-18 GAME-BY-GAME

| | GS | Min | FG | Pct | 3FG | Pct | FT | Pct | O-D-T | Avg | PF | FO | A | TO | Blk | Stl | Pts | Avg |
|----------------------|----|-----|------|-----|-------|-----|------|-------|-------|-----|----|----|---|----|-----|-----|-----|-----|
| Gardner-Webb | 1 | 1-1 | 1.00 | 1-1 | 1.000 | 0-0 | .000 | 0-0-0 | 0.0 | 0 | 0 | 0 | 0 | 0 | 0 | 0 | 3 | 3.0 |
| Navy | 3 | 0-0 | .000 | 0-0 | .000 | 0-0 | .000 | 0-0-0 | 0.0 | 0 | 0 | 0 | 0 | 0 | 0 | 0 | 0 | 1.5 |
| Florida A&M | | | | | | | | | | | | | | | | | | |
| vs. La Salle | | | | | | | | | | | | | | | | | | |
| North Florida | | | | | | | | | | | | | | | | | | |
| at Minnesota | | | | | | | | | | | | | | | | | | |
| vs. Princeton | | | | | | | | | | | | | | | | | | |
| Boston University | | | | | | | | | | | | | | | | | | |
| at George Washington | | | | | | | | | | | | | | | | | | |
| at Hawai'i | | | | | | | | | | | | | | | | | | |
| vs. TBA | | | | | | | | | | | | | | | | | | |
| vs. TBA | | | | | | | | | | | | | | | | | | |
| at Pittsburgh | | | | | | | | | | | | | | | | | | |
| at Georgia Tech | | | | | | | | | | | | | | | | | | |
| Florida State | | | | | | | | | | | | | | | | | | |
| at Clemson | | | | | | | | | | | | | | | | | | |
| Duke | | | | | | | | | | | | | | | | | | |
| at NC State | | | | | | | | | | | | | | | | | | |
| Louisville | | | | | | | | | | | | | | | | | | |
| at Florida State | | | | | | | | | | | | | | | | | | |
| Pittsburgh | | | | | | | | | | | | | | | | | | |
| at Virginia Tech | | | | | | | | | | | | | | | | | | |
| Wake Forest | | | | | | | | | | | | | | | | | | |
| at Boston College | | | | | | | | | | | | | | | | | | |
| Virginia | | | | | | | | | | | | | | | | | | |
| Syracuse | | | | | | | | | | | | | | | | | | |
| at Notre Dame | | | | | | | | | | | | | | | | | | |
| Boston College | | | | | | | | | | | | | | | | | | |
| at North Carolina | | | | | | | | | | | | | | | | | | |
| Virginia Tech | | | | | | | | | | | | | | | | | | |

CAREER HIGHS

Points

Career: 6, vs. Utah, 11/20/15

ACC: 2, at North Carolina, 2/20/16

Rebounds

Career: 1, 2x, last vs. S. Carolina St., 12/6/16

ACC:

Assists

Career:

ACC:

Steals

Career: 1, vs. Western Carolina, 11/11/16

ACC:

Blocked Shots

Career:

ACC:

Field Goals

Career: 2, vs. Utah, 11/20/15

ACC: 1, at North Carolina, 2/20/16

Field Goal Attempts

Career: 2, 5x, last vs. S. Carolina St., 12/6/16

ACC: 1, 2x, last vs. North Carolina, 3/9/17

Free Throws

Career: 1, vs. South Carolina St., 12/6/16

ACC:

Free Throw Attempts

Career: 2, vs. South Carolina St., 12/6/16

ACC:

3-Point Field Goals

Career: 2, vs. Utah, 11/20/15

ACC:

3-Point Field Goal Attempts

Career: 2, 4x, last at. North Florida, 11/16/16

ACC: 1, 2x, last vs. North Carolina, 3/9/17


Minutes

Career: 5, vs. Western Carolina, 11/11/16

ACC: 2, 3x, last vs. North Carolina, 3/9/17

CAREER STATISTICS

| Season | GP | GS | Min. | Avg. | FG | FGA | Pct. | FG | FGA | Pct. | FT | FTA | Pct. | Off. | Def. | Tot. | Avg. | PF | FO | Ast. | TO | Blk | Stl | Pts. | Avg. |
|---------|----|----|------|------|----|-----|-------|----|-----|-------|----|-----|------|------|------|------|------|----|----|------|----|-----|-----|------|------|
| 2015-16 | 9 | 0 | 14 | 1.6 | 5 | 9 | .556 | 4 | 7 | .571 | 0 | 0 | .000 | 0 | 1 | 1 | 0.1 | 3 | 0 | 0 | 0 | 0 | 0 | 14 | 1.6 |
| 2016-17 | 9 | 0 | 19 | 2.1 | 0 | 5 | .000 | 0 | 4 | .000 | 1 | 2 | .500 | 1 | 0 | 1 | 0.1 | 2 | 0 | 0 | 1 | 0 | 1 | 1 | 0.1 |
| 2017-18 | 2 | 0 | 4 | 2.0 | 1 | 1 | 1.000 | 1 | 1 | 1.000 | 0 | 0 | .000 | 0 | 0 | 0 | 0.0 | 0 | 0 | 0 | 0 | 0 | 0 | 3 | 1.5 |
| TOTAL | 20 | 0 | 37 | 1.9 | 6 | 15 | .400 | 5 | 12 | .417 | 1 | 2 | .500 | 1 | 1 | 2 | 0.1 | 5 | 0 | 0 | 1 | 0 | 1 | 18 | 0.9 |



35 CHRIS STOWELL

Sr. • 6-6 • 208 • Forward
Exeter, N.H. • Exeter

2017-18 HIGHLIGHTS

• Was named to Omicron Delta Kappa (ODK) National Leadership Society in Spring 2017

2017-18 GAME-BY-GAME

| | GS | Min | FG | Pct | 3FG | Pct | FT | Pct | O-D-T | Avg | PF | FO | A | TO | Blk | Stl | Pts | Avg |
|----------------------|----|-----|-----|------|-----|------|-----|------|-------|-----|----|----|---|----|-----|-----|-----|-----|
| Gardner-Webb | 1 | | 0-0 | .000 | 0-0 | .000 | 0-0 | .000 | 0-0-0 | 0.0 | 0 | 0 | 0 | 0 | 0 | 0 | 0 | 0.0 |
| Navy | 3 | | 0-0 | .000 | 0-0 | .000 | 0-0 | .000 | 0-1-1 | 0.5 | 0 | 0 | 0 | 0 | 0 | 0 | 0 | 0.0 |
| Florida A&M | | | | | | | | | | | | | | | | | | |
| vs. La Salle | | | | | | | | | | | | | | | | | | |
| North Florida | | | | | | | | | | | | | | | | | | |
| at Minnesota | | | | | | | | | | | | | | | | | | |
| vs. Princeton | | | | | | | | | | | | | | | | | | |
| Boston University | | | | | | | | | | | | | | | | | | |
| at George Washington | | | | | | | | | | | | | | | | | | |
| at Hawai'i | | | | | | | | | | | | | | | | | | |
| vs. TBA | | | | | | | | | | | | | | | | | | |
| vs. TBA | | | | | | | | | | | | | | | | | | |
| at Pittsburgh | | | | | | | | | | | | | | | | | | |
| at Georgia Tech | | | | | | | | | | | | | | | | | | |
| Florida State | | | | | | | | | | | | | | | | | | |
| at Clemson | | | | | | | | | | | | | | | | | | |
| Duke | | | | | | | | | | | | | | | | | | |
| at NC State | | | | | | | | | | | | | | | | | | |
| Louisville | | | | | | | | | | | | | | | | | | |
| at Florida State | | | | | | | | | | | | | | | | | | |
| Pittsburgh | | | | | | | | | | | | | | | | | | |
| at Virginia Tech | | | | | | | | | | | | | | | | | | |
| Wake Forest | | | | | | | | | | | | | | | | | | |
| at Boston College | | | | | | | | | | | | | | | | | | |
| Virginia | | | | | | | | | | | | | | | | | | |
| Syracuse | | | | | | | | | | | | | | | | | | |
| at Notre Dame | | | | | | | | | | | | | | | | | | |
| Boston College | | | | | | | | | | | | | | | | | | |
| at North Carolina | | | | | | | | | | | | | | | | | | |
| Virginia Tech | | | | | | | | | | | | | | | | | | |

CAREER HIGHS

Points

Career: –

ACC: –

Rebounds

Career: 2, SC State, 12/6/16

ACC: –

Assists

Career: 1, vs Howard, 11/14/14

ACC: –

Steals

Career: –

ACC: –

Blocked Shots

Career: 1, at North Carolina, 2/20/16

ACC: 1, at North Carolina, 2/20/16

Field Goals

Career: –

ACC: –

Field Goal Attempts

Career: 1, 3x, last at North Florida, 11/16/16

ACC: –

Free Throws

Career: –

ACC: –

Free Throw Attempts

Career: –

ACC: –

3-Point Field Goals

Career: –

ACC: –

3-Point Field Goal Attempts

Career: 1, 2x, last at North Florida, 11/16/16

ACC: –

Minutes

Career: 3, 3x, last vs SC State, 12/6/16

ACC: 1, 4x, last at Virginia Tech, 3/5/16

CAREER STATISTICS

| Season | GP | GS | Min. | Avg. | FG | FGA | Pct. | FG | FGA | Pct. | FT | FTA | Pct. | Off. | Def. | Tot. | Avg. | PF | FO | Ast. | TO | Blk | Stl | Pts. | Avg. |
|---------|----|----|------|------|----|-----|------|----|-----|------|----|-----|------|------|------|------|------|----|----|------|----|-----|-----|------|------|
| 2014-15 | 4 | 0 | 6 | 1.5 | 0 | 1 | .000 | 0 | 0 | .000 | 0 | 0 | .000 | 0 | 0 | 0 | 0.0 | 1 | 0 | 1 | 0 | 0 | 0 | 0 | 0.0 |
| 2015-16 | 9 | 0 | 13 | 1.4 | 0 | 1 | .000 | 0 | 1 | .000 | 0 | 0 | .000 | 0 | 3 | 3 | 0.3 | 1 | 0 | 0 | 1 | 1 | 0 | 0 | 0.0 |
| 2016-17 | 6 | 0 | 10 | 1.7 | 0 | 1 | .000 | 0 | 1 | .000 | 0 | 0 | .000 | 0 | 2 | 2 | 0.3 | 0 | 0 | 0 | 0 | 0 | 0 | 0 | 0.0 |
| 2017-18 | 2 | 0 | 4 | 2.0 | 0 | 0 | .000 | 0 | 0 | .000 | 0 | 0 | .000 | 0 | 1 | 1 | 0.5 | 0 | 0 | 0 | 0 | 0 | 0 | 0 | 0.0 |
| TOTAL | 21 | 0 | 33 | 1.6 | 0 | 3 | .000 | 0 | 2 | .000 | 0 | 0 | .000 | 0 | 6 | 6 | 0.3 | 2 | 0 | 1 | 1 | 1 | 0 | 0 | 0.0 |



1 DEJAN VASILJEVIC

So. • 6-3 • 203 • Guard

Melbourne, Australia • Australian Institute of Sport

2017-18 HIGHLIGHTS

- After tough shooting night in opener, bounced back to score 16 points against Navy
- Made first college start in 2017-18 season opener after coming off bench in all 33 games last year

2017-18 GAME-BY-GAME

| | GS | Min | FG | Pct | 3FG | Pct | FT | Pct | O-D-T | Avg | PF | FO | A | TO | Blk | Stl | Pts | Avg |
|----------------------|----|-----|------|------|------|------|-----|-------|-------|-----|----|----|---|----|-----|-----|-----|------|
| Gardner-Webb | * | 30 | 2-12 | .167 | 1-10 | .100 | 2-2 | 1.000 | 0-2-2 | 2.0 | 1 | 0 | 0 | 0 | 0 | 0 | 7 | 7.0 |
| Navy | * | 20 | 5-10 | .500 | 4-8 | .500 | 2-2 | 1.000 | 0-3-3 | 2.5 | 2 | 0 | 0 | 0 | 0 | 2 | 16 | 11.5 |
| Florida A&M | | | | | | | | | | | | | | | | | | |
| vs. La Salle | | | | | | | | | | | | | | | | | | |
| North Florida | | | | | | | | | | | | | | | | | | |
| at Minnesota | | | | | | | | | | | | | | | | | | |
| vs. Princeton | | | | | | | | | | | | | | | | | | |
| Boston University | | | | | | | | | | | | | | | | | | |
| at George Washington | | | | | | | | | | | | | | | | | | |
| at Hawai'i | | | | | | | | | | | | | | | | | | |
| vs. TBA | | | | | | | | | | | | | | | | | | |
| vs. TBA | | | | | | | | | | | | | | | | | | |
| at Pittsburgh | | | | | | | | | | | | | | | | | | |
| at Georgia Tech | | | | | | | | | | | | | | | | | | |
| Florida State | | | | | | | | | | | | | | | | | | |
| at Clemson | | | | | | | | | | | | | | | | | | |
| Duke | | | | | | | | | | | | | | | | | | |
| at NC State | | | | | | | | | | | | | | | | | | |
| Louisville | | | | | | | | | | | | | | | | | | |
| at Florida State | | | | | | | | | | | | | | | | | | |
| Pittsburgh | | | | | | | | | | | | | | | | | | |
| at Virginia Tech | | | | | | | | | | | | | | | | | | |
| Wake Forest | | | | | | | | | | | | | | | | | | |
| at Boston College | | | | | | | | | | | | | | | | | | |
| Virginia | | | | | | | | | | | | | | | | | | |
| Syracuse | | | | | | | | | | | | | | | | | | |
| at Notre Dame | | | | | | | | | | | | | | | | | | |
| Boston College | | | | | | | | | | | | | | | | | | |
| at North Carolina | | | | | | | | | | | | | | | | | | |
| Virginia Tech | | | | | | | | | | | | | | | | | | |

CAREER HIGHS

Points

Career: 18, at Syracuse, 1/4/17

ACC: 18, at Syracuse, 1/4/17

Rebounds

Career: 4, at Virginia, 2/20/17

ACC: 4, at Virginia, 2/20/17

Assists

Career: 2, twice, last vs. SC State, 12/6/16

ACC: 1, 4x, last vs. Clemson, 2/18/17

Steals

Career: 2, vs. Navy, 11/12/17

ACC: 1, 6x, last vs. Clemson, 2/18/17

Blocked Shots

Career: 1, vs. Stanford, 11/24/16

ACC: -

Field Goals

Career: 6, at Syracuse, 1/4/17

ACC: 6, at Syracuse, 1/4/17

Field-Goal Attempts

Career: 13, vs. SC State, 12/6/16

ACC: 12, at Syracuse, 1/4/17

Free Throws

Career: 3, vs. Rutgers, 11/30/16

ACC: 2, twice, last at Virginia, 2/20/17

Free-Throw Attempts

Career: 3, vs. Rutgers, 11/30/16

ACC: 2, 5x, last at Florida State, 3/4/17

3-Point Field Goals

Career: 6, at Syracuse, 1/4/17

ACC: 6, at Syracuse, 1/4/17

3-Point Field Goal Attempts

Career: 12, at Syracuse, 1/4/17

ACC: 12, at Syracuse, 1/4/17

Minutes

Career: 30, vs. Gardner-Webb, 11/10/17

ACC: 29, at Virginia, 2/20/17

CAREER STATISTICS

| Season | GP | GS | Min. | Avg. | FG | | | 3-Point | | | Free Throws | | | Rebounds | | | | Scoring | | | |
|--------------|-----------|----------|------------|-------------|-----------|------------|-------------|-----------|------------|-------------|-------------|-----------|-------------|----------|-----------|-----------|------------|-----------|----------|-----------|-----------|
| | | | | | FG | FGA | Pct. | FG | FGA | Pct. | FT | FTA | Pct. | Off. | Def. | Tot. | Avg. | PF | FO | Ast. | TO |
| 2016-17 | 33 | 0 | 577 | 17.5 | 65 | 182 | .357 | 51 | 146 | .349 | 16 | 20 | .800 | 5 | 39 | 44 | 1.3 | 31 | 0 | 15 | 13 |
| 2017-18 | 2 | 2 | 50 | 25.0 | 7 | 22 | .318 | 5 | 18 | .278 | 4 | 4 | 1.000 | 0 | 5 | 5 | 2.5 | 3 | 0 | 0 | 0 |
| TOTAL | 35 | 2 | 627 | 17.9 | 72 | 204 | .353 | 56 | 164 | .341 | 20 | 24 | .833 | 5 | 44 | 49 | 1.4 | 34 | 0 | 15 | 13 |



21 SAM WAARDENBURG

R-Fr. • 6-10 • 217 • Forward
Henderson, New Zealand • Rangitoto College

2017-18 HIGHLIGHTS

- Did not play in first two games (back); day-to-day

2017-18 GAME-BY-GAME

| | GS | Min | FG | Pct | 3FG | Pct | FT | Pct | O-D-T | Avg | PF | FO | A | TO | Blk | Stl | Pts | Avg |
|----------------------|-----|-----|----|-----|-----|-----|----|-----|-------|-----|----|----|---|----|-----|-----|-----|-----|
| Gardner-Webb | DNP | | | | | | | | | | | | | | | | | |
| Navy | DNP | | | | | | | | | | | | | | | | | |
| Florida A&M | | | | | | | | | | | | | | | | | | |
| vs. La Salle | | | | | | | | | | | | | | | | | | |
| North Florida | | | | | | | | | | | | | | | | | | |
| at Minnesota | | | | | | | | | | | | | | | | | | |
| vs. Princeton | | | | | | | | | | | | | | | | | | |
| Boston University | | | | | | | | | | | | | | | | | | |
| at George Washington | | | | | | | | | | | | | | | | | | |
| at Hawai'i | | | | | | | | | | | | | | | | | | |
| vs. TBA | | | | | | | | | | | | | | | | | | |
| vs. TBA | | | | | | | | | | | | | | | | | | |
| at Pittsburgh | | | | | | | | | | | | | | | | | | |
| at Georgia Tech | | | | | | | | | | | | | | | | | | |
| Florida State | | | | | | | | | | | | | | | | | | |
| at Clemson | | | | | | | | | | | | | | | | | | |
| Duke | | | | | | | | | | | | | | | | | | |
| at NC State | | | | | | | | | | | | | | | | | | |
| Louisville | | | | | | | | | | | | | | | | | | |
| at Florida State | | | | | | | | | | | | | | | | | | |
| Pittsburgh | | | | | | | | | | | | | | | | | | |
| at Virginia Tech | | | | | | | | | | | | | | | | | | |
| Wake Forest | | | | | | | | | | | | | | | | | | |
| at Boston College | | | | | | | | | | | | | | | | | | |
| Virginia | | | | | | | | | | | | | | | | | | |
| Syracuse | | | | | | | | | | | | | | | | | | |
| at Notre Dame | | | | | | | | | | | | | | | | | | |
| Boston College | | | | | | | | | | | | | | | | | | |
| at North Carolina | | | | | | | | | | | | | | | | | | |
| Virginia Tech | | | | | | | | | | | | | | | | | | |

CAREER HIGHS

Points

Career:

ACC:

Rebounds

Career:

ACC:

Assists

Career:

ACC:

Steals

Career:

ACC:

Blocked Shots

Career:

ACC:

Field Goals

Career:

ACC:

Field Goal Attempts

Career:

ACC:

Free Throws

Career:

ACC:

Free Throw Attempts

Career:

ACC:

3-Point Field Goals

Career:

ACC:

3-Point Field Goal Attempts

Career:

ACC:

Minutes

Career:

ACC:

CAREER STATISTICS

| Season | GP | GS | Min. | Avg. | FG | FGA | Pct. | 3-Point | FG | FGA | Pct. | Free Throws | FT | FTA | Pct. | Rebounds | Off. | Def. | Tot. | Avg. | PF | FO | Ast. | TO | Blk | Stl | Scoring | Pts. | Avg. |
|---------|----|----|------|------|----|-----|------|---------|----|-----|------|-------------|----|-----|------|----------|------|------|------|------|----|----|------|----|-----|-----|---------|------|------|
| 2017-18 | - | - | | | | | | | | | | | | | | | | | | | | | | | | | | | |



4 LONNIE WALKER IV

Fr. • 6-5 • 204 • Guard
Reading, Pa. • Reading HS

2017 McDonald's All-American

2017-18 HIGHLIGHTS

- Scored 10 points and added five assists in college debut (11/10/17)

CAREER HIGHS

Points

Career: 10, vs. Gardner-Webb, 11/10/17

ACC: -

Rebounds

Career: 2, 2x, last vs. Navy, 11/12/17

ACC: -

Assists

Career: 5, vs. Gardner-Webb, 11/10/17

ACC: -

Steals

Career: -

ACC: -

Blocked Shots

Career: -

ACC: -

Field Goals

Career: 4, vs. Gardner-Webb, 11/10/17

ACC: -

Field-Goal Attempts

Career: 7, vs. Navy, 11/12/17

ACC: -

Free Throws

Career: -

ACC: -

Free-Throw Attempts

Career: 1 vs. Navy, 11/12/17

ACC: -

3-Point Field Goals

Career: 1, 2x, last vs. Navy, 11/12/17

ACC: -

3-Point Field-Goal Attempts

Career: 5, vs. Navy, 11/12/17

ACC: -

Minutes

Career: 25, vs. Gardner-Webb, 11/10/17

ACC: -

2017-18 GAME-BY-GAME

| | GS | Min | FG | Pct | 3FG | Pct | FT | Pct | O-D-T | Avg | PF | FO | A | TO | Blk | Stl | Pts | Avg |
|----------------------|----|-----|------|-----|------|-----|-------|-------|-------|-----|----|----|---|----|-----|-----|-----|------|
| Gardner-Webb | 25 | 4-5 | .800 | 2-3 | .667 | 0-0 | .000 | 1-1-2 | 2.0 | 0 | 0 | 0 | 5 | 2 | 0 | 0 | 10 | 10.0 |
| Navy | 24 | 3-7 | .429 | 1-5 | .200 | 1-1 | 1.000 | 0-2-2 | 2.0 | 0 | 0 | 0 | 1 | 0 | 1 | 1 | 8 | 9.0 |
| Florida A&M | | | | | | | | | | | | | | | | | | |
| vs. La Salle | | | | | | | | | | | | | | | | | | |
| North Florida | | | | | | | | | | | | | | | | | | |
| at Minnesota | | | | | | | | | | | | | | | | | | |
| vs. Princeton | | | | | | | | | | | | | | | | | | |
| Boston University | | | | | | | | | | | | | | | | | | |
| at George Washington | | | | | | | | | | | | | | | | | | |
| at Hawai'i | | | | | | | | | | | | | | | | | | |
| vs. TBA | | | | | | | | | | | | | | | | | | |
| vs. TBA | | | | | | | | | | | | | | | | | | |
| at Pittsburgh | | | | | | | | | | | | | | | | | | |
| at Georgia Tech | | | | | | | | | | | | | | | | | | |
| Florida State | | | | | | | | | | | | | | | | | | |
| at Clemson | | | | | | | | | | | | | | | | | | |
| Duke | | | | | | | | | | | | | | | | | | |
| at NC State | | | | | | | | | | | | | | | | | | |
| Louisville | | | | | | | | | | | | | | | | | | |
| at Florida State | | | | | | | | | | | | | | | | | | |
| Pittsburgh | | | | | | | | | | | | | | | | | | |
| at Virginia Tech | | | | | | | | | | | | | | | | | | |
| Wake Forest | | | | | | | | | | | | | | | | | | |
| at Boston College | | | | | | | | | | | | | | | | | | |
| Virginia | | | | | | | | | | | | | | | | | | |
| Syracuse | | | | | | | | | | | | | | | | | | |
| at Notre Dame | | | | | | | | | | | | | | | | | | |
| Boston College | | | | | | | | | | | | | | | | | | |
| at North Carolina | | | | | | | | | | | | | | | | | | |
| Virginia Tech | | | | | | | | | | | | | | | | | | |

CAREER STATISTICS

| Season | GP | GS | Min. | Avg. | FG | FGA | Pct. | FG | FGA | Pct. | FT | FTA | Pct. | Off. | Def. | Tot. | Avg. | PF | FO | Ast. | TO | Blk | Stl | Pts. | Avg. |
|---------|----|----|------|------|----|-----|------|----|-----|------|----|-----|-------|------|------|------|------|----|----|------|----|-----|-----|------|------|
| 2017-18 | 2 | 0 | 49 | 24.5 | 7 | 12 | .583 | 3 | 8 | .375 | 1 | 1 | 1.000 | 1 | 3 | 4 | 2.0 | 0 | 0 | 6 | 2 | 1 | 1 | 18 | 9.0 |



2017-18 MIAMI BASKETBALL ROSTER

NUMERICAL ROSTER

| No. | Name | Yr. | Pos. | Ht. | Wt. | Hometown/Previous School |
|-----|---------------------|-------|------|------|-----|--|
| 0 | Ja'Quan Newton | Sr. | G | 6-3 | 191 | Philadelphia, Pa. / Neumann-Goretti HS |
| 1 | Dejan Vasiljevic | So. | G | 6-3 | 203 | Melbourne, Australia / Australian Institute of Sport |
| 2 | Chris Lykes | Fr. | G | 5-7 | 161 | Mitchellville, Md. / Gonzaga College HS |
| 3 | Anthony Lawrence II | Jr. | G | 6-7 | 210 | St. Petersburg, Fla. / Lakewood Senior HS |
| 4 | Lonnie Walker IV | Fr. | G | 6-5 | 204 | Reading, Pa. / Reading HS |
| 5 | Mike Robinson | Sr. | G | 5-10 | 170 | New Britain, Conn. / New Britain HS |
| 10 | Miles Wilson^ | So. | G | 6-5 | 198 | Baltimore, Md. / Mount St. Mary's |
| 11 | Bruce Brown, Jr. | So. | G | 6-5 | 205 | Boston, Mass. / Vermont Academy |
| 14 | Rodney Miller, Jr. | So. | C | 7-0 | 255 | Laurelton, N.Y. / Oak Hill Academy |
| 15 | Ebuka Izundu | Jr. | C | 6-10 | 235 | Charlotte, N.C. / Victory Christian Center / Nigeria |
| 20 | Dewan Huell | So. | F | 6-11 | 236 | Miami, Fla. / Miami Norland HS |
| 21 | Sam Waardenburg | R-Fr. | F | 6-10 | 217 | Henderson, New Zealand / Rangitoto College |
| 22 | Deng Gak | Fr. | F | 6-10 | 195 | Sydney, Australia / Blair Academy (N.J.) |
| 35 | Chris Stowell | Sr. | F | 6-6 | 208 | Exeter, N.H. / Tilton School (N.H.) / Exeter HS |

ALPHABETICAL ROSTER

| No. | Name | Yr. | Pos. | Ht. | Wt. | Hometown/Previous School |
|-----|---------------------|-------|------|------|-----|--|
| 11 | Bruce Brown, Jr. | So. | G | 6-5 | 205 | Boston, Mass. / Vermont Academy |
| 22 | Deng Gak | Fr. | F | 6-10 | 195 | Sydney, Australia / Blair Academy (N.J.) |
| 20 | Dewan Huell | So. | F | 6-11 | 236 | Miami, Fla. / Miami Norland HS |
| 15 | Ebuka Izundu | Jr. | C | 6-10 | 235 | Charlotte, N.C. / Victory Christian Center / Nigeria |
| 3 | Anthony Lawrence II | Jr. | G | 6-7 | 210 | St. Petersburg, Fla. / Lakewood Senior HS |
| 2 | Chris Lykes | Fr. | G | 5-7 | 161 | Mitchellville, Md. / Gonzaga College HS |
| 14 | Rodney Miller, Jr. | So. | C | 7-0 | 255 | Laurelton, N.Y. / Oak Hill Academy |
| 0 | Ja'Quan Newton | Sr. | G | 6-3 | 191 | Philadelphia, Pa. / Neumann-Goretti HS |
| 5 | Mike Robinson | Sr. | G | 5-10 | 170 | New Britain, Conn. / New Britain HS |
| 35 | Chris Stowell | Sr. | F | 6-6 | 208 | Exeter, N.H. / Tilton School (N.H.) / Exeter HS |
| 1 | Dejan Vasiljevic | So. | G | 6-3 | 203 | Melbourne, Australia / Australian Institute of Sport |
| 21 | Sam Waardenburg | R-Fr. | F | 6-10 | 217 | Henderson, New Zealand / Rangitoto College |
| 4 | Lonnie Walker IV | Fr. | G | 6-5 | 204 | Reading, Pa. / Reading HS |
| 10 | Miles Wilson^ | So. | G | 6-5 | 198 | Baltimore, Md. / Mount St. Mary's |

^ sitting out 2017-18 season per NCAA transfer regulations

Head Coach: Jim Larrañaga, Providence '71, seventh season

Associate Head Coach: Chris Caputo, Westfield State (Mass.) '02

Assistant Coach: Jamal Brunt, Randolph-Macon '03

Assistant Coach: Adam Fisher, Penn State '06, '09

Director of Operations: Lamont Franklin, UNC Wilmington '97

Strength & Conditioning Coach: Steve Felde, Concordia University (Wis.) '03

Associate Athletic Trainer: Javier Jimenez, Temple '06

Associate Director of Operations: Jeff Dyer, Delaware '14

Player Development Assistant: Chaison Allen, Northeastern '11

PRONUNCIATION GUIDE

| | |
|------------------|--------------------------|
| Deng Gak | Gawk |
| Dewan Huell | Duh-wan HUE-ull |
| Ebuka Izundu | ee-BOO-kuh ee-ZOON-du |
| Ja'Quan Newton | Juh-QUAN |
| Chris Stowell | Stole |
| Dejan Vasiljevic | DAY-on Vass-EEL-uh-vitch |

| | | |
|----|----------------|-----------------------|
| HC | Jim Larrañaga | LARE-uh-NAY-guh |
| AC | Chris Caputo | Cuh-POO-toe |
| SC | Steve Felde | FELL-dee |
| AT | Javier Jimenez | Hah-VEE-air Him-EN-ez |

CLASS BREAKDOWN

FRESHMEN (4)

Deng Gak
Chris Lykes
Sam Waardenburg*
Lonnie Walker IV
* - Redshirt

SOPHOMORES (5)

Bruce Brown, Jr.
Dewan Huell
Rodney Miller, Jr.
Dejan "DJ" Vasiljevic
Miles Wilson

JUNIORS (2)

Ebuka Izundu
Anthony Lawrence II

SENIORS (3)

Ja'Quan Newton
Mike Robinson
Chris Stowell

GEOGRAPHIC BREAKDOWN

UNITED STATES

Connecticut
Mike Robinson

Florida

Dewan Huell
Anthony Lawrence II

Maryland

Chris Lykes
Miles Wilson

Massachusetts

Bruce Brown, Jr.

New Hampshire

Chris Stowell

New York

Rodney Miller, Jr.

Pennsylvania

Ja'Quan Newton
Lonnie Walker IV

INTERNATIONAL

Australia

Dejan Vasiljevic
Deng Gak

New Zealand

Sam Waardenburg

Nigeria

Ebuka Izundu



TV/RADIO ROSTER



#0 JA'QUAN NEWTON
SR • G • 6-3 • PHILADELPHIA, PA.

| | GP-GS | PPG | RPG | APG | MPG |
|---------|-------|------|-----|-----|------|
| 2017-18 | 2-2 | 13.5 | 1.5 | 1.0 | 27.0 |
| CAREER | 97-34 | 9.2 | 2.3 | 2.3 | 22.2 |




#1 DEJAN VASILJEVIC
SO • G • 6-3 • MELBOURNE, AUSTRALIA

| | GP-GS | PPG | RPG | APG | MPG |
|---------|-------|------|-----|-----|------|
| 2017-18 | 2-2 | 11.5 | 2.5 | 0.0 | 25.0 |
| CAREER | 35-2 | 6.3 | 1.4 | 0.4 | 17.9 |



#2 CHRIS LYKES
FR • G • 5-7 • MITCHELLVILLE, MD.

| | GP-GS | PPG | RPG | APG | MPG |
|---------|-------|-----|-----|-----|------|
| 2017-18 | 2-0 | 5.5 | 1.0 | 1.5 | 17.5 |
| CAREER | 2-0 | 5.5 | 1.0 | 1.5 | 17.5 |




#3 ANTHONY LAWRENCE II
JR • G • 6-7 • ST. PETERSBURG, FLA.

| | GP-GS | PPG | RPG | APG | MPG |
|---------|-------|-----|-----|-----|------|
| 2017-18 | 2-2 | 6.5 | 7.0 | 1.5 | 26.0 |
| CAREER | 68-20 | 5.5 | 3.0 | 1.3 | 19.2 |




#4 LONNIE WALKER IV
FR • G • 6-4 • READING, PA.

| | GP-GS | PPG | RPG | APG | MPG |
|---------|-------|-----|-----|-----|------|
| 2017-18 | 2-0 | 9.0 | 2.0 | 3.0 | 24.5 |
| CAREER | 2-0 | 9.9 | 2.0 | 3.0 | 24.5 |



#5 MIKE ROBINSON
SR • G • 5-10 • NEW BRITAIN, CONN.

| | GP-GS | PPG | RPG | APG | MPG |
|---------|-------|-----|-----|-----|-----|
| 2017-18 | 2-0 | 1.5 | 0.0 | 0.0 | 2.0 |
| CAREER | 20-0 | 0.9 | 0.1 | 0.0 | 1.9 |



#10 MILES WILSON
SO • G • 6-5 • BALTIMORE, MD.

| | GP-GS | PPG | RPG | APG | MPG |
|---------|-------|------|-----|-----|------|
| 2017-18 | - | - | - | - | - |
| CAREER | 25-24 | 11.8 | 3.9 | 0.7 | 28.9 |



#11 BRUCE BROWN
SO • G • 6-5 • BOSTON, MASS.

| | GP-GS | PPG | RPG | APG | MPG |
|---------|-------|------|-----|-----|------|
| 2017-18 | 2-2 | 6.5 | 8.5 | 8.0 | 31.0 |
| CAREER | 35-31 | 11.5 | 5.8 | 3.5 | 31.9 |




#14 RODNEY MILLER, JR.
SO • C • 7-0 • LAURELTON, N.Y.

| | GP-GS | PPG | RPG | APG | MPG |
|---------|-------|-----|-----|-----|-----|
| 2017-18 | 2-0 | 2.0 | 0.5 | 0.0 | 4.5 |
| CAREER | 17-0 | 1.1 | 0.6 | 0.0 | 3.9 |



#15 EBUKA IZUNDU
JR • C • 6-10 • CHARLOTTE, N.C.

| | GP-GS | PPG | RPG | APG | MPG |
|---------|-------|------|-----|-----|------|
| 2017-18 | 2-0 | 13.0 | 7.0 | 1.5 | 20.5 |
| CAREER | 49-7 | 3.9 | 2.7 | 0.2 | 11.0 |



#20 DEWAN HUELL
SO • C • 6-11 • MIAMI, FLA.

| | GP-GS | PPG | RPG | APG | MPG |
|---------|-------|------|-----|-----|------|
| 2017-18 | 2-2 | 14.0 | 9.0 | 1.5 | 20.5 |
| CAREER | 34-17 | 6.3 | 3.4 | 0.2 | 17.6 |




#21 SAM WAARDENBURG
RFR • F • 6-10 • HENDERSON, NEW ZEALAND

| | GP-GS | PPG | RPG | APG | MPG |
|---------|-------|-----|-----|-----|-----|
| 2017-18 | - | - | - | - | - |
| CAREER | 0.0 | 0.0 | 0.0 | 0.0 | 0.0 |



#22 DENG GAK
FR • F • 6-10 • SYDNEY, AUSTRALIA

| | GP-GS | PPG | RPG | APG | MPG |
|---------|-------|-----|-----|-----|-----|
| 2017-18 | - | - | - | - | - |
| CAREER | 0.0 | 0.0 | 0.0 | 0.0 | 0.0 |



#35 CHRIS STOWELL
SR • F • 6-6 • EXETER, N.H.

| | GP-GS | PPG | RPG | APG | MPG |
|---------|-------|-----|-----|-----|-----|
| 2017-18 | 2-0 | 0.0 | 0.5 | 0.0 | 2.0 |
| CAREER | 21-0 | 0.0 | 0.3 | 0.1 | 1.6 |