

2016-17 Schedule

Date	FAU	Opponent	Time/Result
11/11	0-1	vs. Texas State!	L, 57-61
11/13	0-2	vs. SIUE!	L, 68-77
11/15	0-3	at Hawai'i!	L, 63-64
11/20	1-3	Edward Waters	W, 98-64
11/22	2-3	USF	W, 78-62
11/29	2-4	at UT-Martin	L, 81-82
12/3	2-5	Hofstra	L, 88-80
12/6		at Ohio State	W, 79-77 (OT)
12/16		at Miami (Fla.)	7 p.m.
12/21		Webber International	7 p.m.
12/28		Florida Gulf Coast	7 p.m.
12/31		WKU*	1 p.m.
1/2		Marshall*	7 p.m.
1/7		FIU* (ASN)	2 p.m.
1/12		at UTSA*	8 p.m.
1/14		at UTEP*	9 p.m.
1/19		UAB* (beIN Sports)	8 p.m.
1/21		Middle Tennessee*	7 p.m.
1/26		at FIU*	7 p.m.
2/2		at Charlotte*	7 p.m.
2/4		at Old Dominion*	7 p.m.
2/9		North Texas*	7 p.m.
2/11		Rice*	7 p.m.
2/16		at Louisiana Tech*	7:30 p.m.
2/18		at Southern Miss*	5 p.m.
2/23		UTEP*	7 p.m.
2/25		UTSA*	7 p.m.
3/2		UAB*	8 p.m.
3/4		Middle Tennessee*	6 p.m.



Florida Atlantic University • Department of Athletics • 777 Glades Rd • Boca Raton, FL 33431

Justin Johnson, Men's Basketball Media Relations Contact

jjohn218@fau.edu • C: 561-302-0461



Florida Atlantic
(3-5)
Head Coach:
Michael Curry
(Georgia Southern, '90)
Career Record:
20-50 (3rd Season)



Miami
(7-2)
Head Coach:
Jim Larranaga
(Providence, '71)
Career Record:
595-393 (33rd Season)

Florida Atlantic at Miami 7 p.m. ET

All Time Series: Miami leads 21-1

Last Meeting: Miami 93, FAU 90 (Dec. 17, 2011)

Radio: ESPN 106.3 FM-Ken LaVicka,PBP

Video: ESPN3.com

Twitter: FAU_Hoops

The Owls play for the first time since a 79-77 overtime victory over Ohio State on Dec. 6. It was FAU's first ever win over a Big Ten program.

FAU took a foreign tour to the Bahamas over the summer. The trip lasted five days and the team played three games in that time. Video of the trip can be found on FAUsports.com.

Clemson transfer Adonis Filer tied his career high with 23 points and had the game sealing steal in the Owls' win over the Buckeyes.

After playing primarily on the inside as a freshman, Jeantal Cylla has seen more time on the wing this season and scored a season-high 15 against Ohio State.

Justin Massey appeared in 29 games with 11 starts as a freshman at FAU, averaging 7.4 points and 3.0 rebounds. He transferred to Brown after the season, but soon returned to FAU. He will be eligible to return to the court after the fall semester.

William Pfister won a NJCAA national championship at Northwest Florida State College.

Nick Rutherford was the Owls' starting

point guard all last season and he provided leadership both on and off the court. Rutherford hit the game-winner against Ohio State.

Oklahoma transfer Frank Booker is eligible this season after sitting out last year. He adds depth and experience to a Owl backcourt that lost three players from last season. Booker is averaging 8.9 points per game.

Devorious Brown was a First Team All-Region selection and won two state titles and had a runner up finish at Morgan County High School playing alongside Jailyn Ingram.

Marcus Neely joins the Owls on the court after sitting out last season. He appeared in 49 games over the course of two seasons at UNC-Asheville.

Gerdarius Troutman averaged 13.5 points per game and was a second team All-Georgia State Collegiate Athletic Association selection at Gordon State. Troutman scored 20 points in the Owls' game against SIUE earlier this year and is averaging 9.3 points so far this season.

Jailyn Ingram was Georgia's 3A Player of the Year as a senior. He won two state titles and had a runner up finish at Morgan County High School playing alongside Devorious Brown and also was a highly sought after football recruit. Ingram was named C-USA Freshman of the Week after scoring 16 points in a win over USF earlier this season and is averaging a team-high 13.7 points since entering the starting lineup.

Jordan Phillips was an all-conference selection at Sand Creek High School in Colorado.

Jesse Hill had a career high 22 points vs. UCF last season and will provide size and perimeter shooting to the Owls' lineup.

Auburn transfer Ronald Delph has emerged as a reliable post presence for the Owls. The seven-footer from Winter Haven is averaging 10.9 points and 9.5 rebounds per game. Delph was named to the Outrigger Rainbow Classic all-tournament team.

Despite having eight new additions to the active roster, the Owls return nearly 60 percent of last year's scoring and 63 percent of last year's rebounding.



**FAU Head Coach Michael Curry
Record at FAU: 20-50
Third Season**

Michael Curry was named FAU head men’s basketball coach on April 7, 2014. Curry, who played for seven NBA teams during an 11-year career and also previously served as head coach of the Detroit Pistons, is the eighth coach in FAU program history.

“On behalf of the Florida Atlantic University community, I am thrilled to welcome Michael and his wife Katrina to the FAU family,” said FAU President John Kelly. “His background as a player and coach is impressive, as is his experience as a leader off the basketball court. I have no doubt that our basketball program is on the verge of tremendous success under Michael’s direction.”

Curry brings to FAU more than 20 years of basketball experience as a coach, player and front-office executive. Immediately prior to FAU, he served as associate head coach (2010-13) for the Philadelphia 76ers, where he was part of Doug Collins’ staff. Curry, who carved his NBA playing niche on a Collins-coached Pistons team (1993-94), focused his attention on the team’s defense which was critical in the 76ers’ 2011-12 playoff run to the Eastern Conference semifinals. In both 2010-11 and 2011-12 the team had a top-five ranked defense.

“I am excited to join the FAU family,” Curry said. “I look forward to the opportunities this presents to my family and I’m excited about the future of FAU men’s basketball.”

2014-15 FAU Review

Overall Record:	8-25
Home:	5-7
Away:	2-14
Neutral:	1-4
Conference USA:	5-13
C-USA Home:	4-5
C-USA Away:	1-8
Starters Returning/Lost:	4/8
Letterwinners Returning /Lost	6/5
Newcomers:	8

Prior to Philadelphia, Curry served as the Pistons’ head coach in 2008-09 following one season as a Detroit assistant. He joined the Pistons organization after a two-year stint at the NBA, where he served as vice president, player development for the NBA Development League and later as vice president of basketball operations. He is also a former president and vice president of the National Basketball Players Association’s Executive Board.

“Michael brings an extraordinary set of professional experiences to our university,” said Director of Athletics Pat Chun. “Most importantly, he has a profound understanding of the purpose of intercollegiate athletics. He cares about the development of student-athletes academically, athletically and socially. Michael will create a culture of leadership and excellence in our program as well as build the family atmosphere that our team, university and community desire. Michael’s passion for teaching, mentoring and coaching will carry our program to new heights.”

FAU is Curry’s his first collegiate head coaching stop. In his initial class, Curry was able to sign a class that included Clemson transfer Adonis Filer.

Curry’s first season was highlighted by wins over East Carolina, UCF and C-USA regular season champion UAB. His second year at the helm included a win over Louisiana Tech in which the Owls overcame a 24-point second half deficit and was capped off by the Owls’ first neutral site win in their conference tournament since the 2002 season.

A collegiate star at Georgia Southern University, Curry served as the team’s captain from 1988-90 and has continued to be heavily involved with Georgia Southern. He was inducted into the Georgia Southern Hall of Fame in 2001, earned the key to the City of Augusta, Ga. - where he played in high school - in 2002, was named among Georgia Southern Alumni of the Year in 2005, had his jersey retired in 2006 and has served on the Georgia Southern Foundation Board of Trustees since 2006. The gym at Curry’s High School, Glenn Hills, was named in his honor

First Year of Men’s Basketball:1988-89 (Division I: 1994-95)
All-Time Record:309-514
Best Single-Season Record:21-11 (2011)
NCAA Tournament Appearances (last):1 (2003)
NCAA Tournament Record:0-1

in 2014. In 2015, Curry was inducted into the Augusta City Classic Hall of Fame. Curry earned his Master of Science in recreation, parks and sports leadership from Virginia Commonwealth University and his bachelor’s degree in business administration/finance from Georgia Southern.

Curry played in the NBA for the Indiana Pacers (2004-05), Toronto Raptors (2003-04), Detroit Pistons (1996-97, 1999-2003), Milwaukee Bucks (1997-1999), Washington Bullets (1996-97), Philadelphia 76ers (1993) and the Sacramento Kings (1992).

Michael and Katrina are the proud parents of sons Deon, Michael Jr, and daughters Ashley and Crysten.

2016-17 Florida Atlantic Men's Basketball Roster

No.	Name	Ht.	Wt.	Pos.	Yr.	Hometown/Last School
0	Adonis Filer	6-4	195	G	R-Sr.	Chicago, Ill. (Clemson)
1	Jeantal Cylla	6-8	210	F	So.	Lake Worth, Fla. (HS)
2	Justin Massey	6-4	200	G	R-So.	Cooper City, Fla. (Brown)
5	William Pfister	6-10	230	F	Jr.	Strasbourg, France (NW Florida St.)
10	Nick Rutherford	6-3	197	G	So.	Indianapolis, Ind. (Allen HS)
11	Frank Booker	6-4	190	G	R-Jr.	Augusta, Ga. (Oklahoma)
12	Devorious Brown	6-2	195	G	Fr.	Madison, Ga. (Morgan County HS)
13	Marcus Neely	6-5	215	F	R-Sr.	Margate, Fla. (UNC-Asheville)
14	Gerdarius Troutman	6-3	175	G	Jr.	Butler, Ga. (Gordon State)
15	Jailyn Ingram	6-7	215	F	Fr.	Madison, Ga. (Morgan County HS)
21	Jordan Phillips	6-5	195	F	Fr.	Colorado Springs, Colo. (Sand Creek HS)
23	Brandon Bradley	6-3	219	G	Sr.	Ft. Lauderdale, Fla. (Cardinal Gibbons HS)
24	Jesse Hill	6-8	225	F	So.	Waretown, N.J. (Point Pleasant Beach HS)
33	Ronald Delph	7-0	245	C	R-Jr.	Winter Haven, Fla. (Auburn)

Coaches/Staff

Head Coach: Michael Curry (Georgia Southern, '90)

Assistant Coach: Ron Oliver (Michigan '99)

Assistant Coach: Jorge Sanz (FAU '11)

Assistant Coach: Charlemagne Gibbons (Auburn-Montgomery, '01)

Director of Operations: Deon Curry (Michigan State, '08)

Graduate Assistant: Ronnie Burrell (UNC-Greensboro '05)

Director of Operations and Player Development: Rachel Fineberg

Athletic Trainer: Cory Kaplan (Florida '14)

Pronunciations:

Jeantal Cylla - GENE-tall

SILL-uh

William Pfister - FIST-er

Devorious Brown - DEE-vo-ree-us

Gerdarius Troutman- GER-dare-e-us

Jailyn Ingram – JAY-lynn

Ronald Delph – rhymes with self

Charlemagne Gibbons-SHAR-la-main



ADONIS FILER

G • Redshirt Senior • 6-4 • 195
Chicago, Ill. • Clemson

- Tied career high with 23 points and had the game sealing steal in 79-77 overtime win over Ohio State (12/16/16).

#00 Filer, Adonis

Opponent	Date	gs	min	Total		3-Pointers		Free throws		Rebounds				pf	a	t/o	blk	stl	pts	avg
				fg-fga	pct	3fg-fga	pct	ft-fga	pct	off	def	tot	avg							
vs Texas State	11/11/		18	2-6	.33	0-2	.00	5-7	.71	0	2	2	2.0	2	1	3	0	2	9	9.0
vs SIU Edwardsville	11/13/		16	0-2	.00	0-0	.00	0-0	.00	0	1	1	1.5	2	0	2	0	1	0	4.5
at Hawai'i	11/14/		18	2-7	.28	1-1	1.00	2-2	1.00	0	3	3	2.0	1	0	0	0	7	5.3	
EDWARD WATERS	11/20/		23	5-10	.50	2-5	.40	5-5	1.00	3	2	5	2.8	0	2	3	0	1	17	8.3
USF	11/22/		20	3-7	.42	3-5	.60	0-0	.00	0	6	6	3.4	2	2	2	0	0	9	8.4
at UT Martin	11-29-		18	3-6	.50	3-5	.60	1-2	.50	1	1	2	3.2	4	4	1	0	0	10	8.7
HOFSTRA	12/3/1		26	5-11	.45	2-6	.33	2-3	.66	1	0	1	2.9	4	3	0	0	1	14	9.4
at Ohio State	12/06/		30	8-17	.47	5-9	.55	2-2	1.00	0	2	2	2.8	3	2	3	0	3	23	11.1
Totals		0	169	28-66	.42	16-33	.48	17-21	.81	5	17	22	2.8	18	14	14	0	8	89	11.1

Games played: 8
Minutes/game: 21.1
Points/game: 11.1
FG Pct: 42.4
3FG Pct: 48.5
FT Pct: 81.0

Rebounds/game: 2.8
Assists/game: 1.8
Turnovers/game: 1.8
Assist/turnover ratio: 1.0
Steals/game: 1.0

Individual Career History

Filer, Adonis																				
Season	gp-gs	min/avg	Total		3-Point		F-Throws		Rebounds				Scoring							
			fg-fga	pct	fg-fga	pct	ft-fga	pct	off	def	tot	avg	pf	fo	ast	to	blk	stl	pts	avg
2015-1	32-32	901/28.2	107-269	.398	26-90	.289	91-120	.758	26	127	153	4.8	80	2	67	66	2	31	331	10.3
2016-1	8-0	169/21.1	28-66	.424	16-33	.485	17-21	.810	5	17	22	2.8	18	0	14	14	0	8	89	11.1
TOTAL	40-32	1070/26.1	135-335	.403	42-123	.341	108-141	.766	31	144	175	4.4	98	2	81	80	2	39	420	10.5

SINGLE-GAME HIGHS [all-time ranking]:

Points: 23 [t-4th], at Miami University -- 11/21/15; at Ohio State -- 12/06/16
Rebounds: 9, at Middle Tennessee -- 02/04/16; at Eastern Kentucky -- 12/15/15; UTM -- 12/29/15
Assists: 5, at Hofstra -- 12/22/15; at Rice -- 2/18/16
Steals: 3 [t-7th], Charlotte -- 01/30/16; at Ohio State -- 12/06/16
Blocks: 1, vs ODU -- 03/09/16; at UTSA -- 1/23/16
FG made: 8 [t-7th], at Marshall -- 1/7/16; at Ohio State -- 12/06/16
FG attempts: 17 [t-7th], at Ohio State -- 12/06/16
3FG made: 5 [t-5th], at Ohio State -- 12/06/16
3FG attempts: 9 [t-8th], at Ohio State -- 12/06/16
FT made: 8 [t-4th], at Eastern Kentucky -- 12/15/15
FT attempts: 9 [t-4th], USM -- 1/14/16



JEANTAL CYLLA

F • Sophomore • 6-8 • 210 • Lake Worth, Fla. • Lake Worth HS

- Had career high 25 points vs. UTEP (1/21/16)
- Recorded first career double-double (24 pts, 12 rebs) vs. UTSA (2/11/16)

#01 Cylla, Jeantal

Opponent	Date	qs	min	Total		3-Pointers		Free throws		Rebounds				pf	a	t/o	blk	stl	pts	avg	
				fg-fga	pct	3fg-fga	pct	ft-fta	pct	off	def	tot	avg								
vs Texas State	11/11/	*	31	1-4	.25	1-2	.50	2-2	1.00	0	5	5	5.0	3	1	1	2	0	5	5.0	
vs SIU Edwardsville	11/13/	*	26	0-8	.00	0-4	.00	2-2	1.00	0	2	2	3.5	4	0	0	2	0	2	3.5	
at Hawai'i	11/14/	*	32	5-14	.35	2-7	.28	0-1	.00	1	1	2	3.0	2	0	0	0	1	12	6.3	
EDWARD WATERS	11/20/	*	28	2-7	.28	0-2	.00	2-5	.40	0	4	4	3.3	1	2	2	1	1	6	6.3	
USF	11/22/	*	21	3-8	.37	1-2	.50	1-2	.50	1	4	5	3.6	1	1	1	1	0	8	6.6	
at UT Martin	11-29-	*	26	2-5	.40	2-4	.50	2-2	1.00	1	2	3	3.5	2	0	1	0	1	8	6.8	
HOFSTRA	12/3/1	*	19	5-6	.83	1-2	.50	0-0	.00	0	3	3	3.4	3	0	2	0	0	11	7.4	
at Ohio State	12/06/	*	38	3-6	.50	2-5	.40	7-8	.87	3	5	8	4.0	2	0	3	1	0	15	8.4	
Totals			8	221	21-58	.36	9-28	.32	16-22	.72	6	26	32	4.0	18	4	10	7	3	67	8.4

Games played: 8
 Minutes/game: 27.6
 Points/game: 8.4
 FG Pct: 36.2
 3FG Pct: 32.1
 FT Pct: 72.7

Rebounds/game: 4.0
 Assists/game: 0.5
 Turnovers/game: 1.3
 Assist/turnover ratio: 0.4
 Steals/game: 0.4
 Blocks/game: 0.9

Individual Career History

Cylla, Jeantal

Season	gp-gs	min/avg	Total		3-Point		F-Throws		Rebounds				Scoring							
			fg-fga	pct	fg-fga	pct	ft-fta	pct	off	def	tot	avg	pf	fo	ast	to	blk	stl	pts	avg
2015-1	33-24	870/26.4	105-272	.386	44-128	.344	65-89	.730	25	89	114	3.5	85	4	16	44	15	18	319	9.7
2016-1	8-8	221/27.6	21-58	.362	9-28	.321	16-22	.727	6	26	32	4.0	18	0	4	10	7	3	67	8.4
TOTAL	41-32	1091/26.5	126-330	.382	53-156	.340	81-111	.730	31	115	146	3.6	103	4	20	54	22	21	386	9.4

SINGLE-GAME HIGHS [all-time ranking]:

Points: 25 [1st], at UTEP -- 01/21/16
 Rebounds: 12 [t-5th], UTSA -- 2/11/16
 Assists: 2, Edward Waters -- 11/20/16; UTM -- 12/29/15; at Rice -- 2/18/16
 Steals: 2, 4 times
 Blocks: 2, 4 times
 FG made: 9 [t-3rd], at UTEP -- 01/21/16
 FG attempts: 17 [t-7th], UAB -- 3/5/16
 3FG made: 5 [t-5th], at UTEP -- 01/21/16
 3FG attempts: 8, UTSA -- 2/11/16; at Rice -- 2/18/16
 FT made: 7 [t-9th], at Ohio State -- 12/06/16
 FT attempts: 9 [t-4th], UTSA -- 2/11/16



JUSTIN MASSEY

G • Redshirt Sophomore • 6-4 • 200 • Cooper City, Fla. • Brown

- Appeared in 29 games with 11 starts as a freshman at FAU.
 - Transferred to Brown at the end of his freshman season.
 - Returned to FAU for the Spring 2016 semester, will be eligible at the end of fall semester
-



WILLIAM PFISTER

F • Junior • 6-10 • 230 • Lyon, France • NW Florida St.

- Won a national championship at NW Florida State College
- Appeared in 68 games, with 62 starts.

#05 Pfister, William

Opponent	Date	qs	min	Total		3-Pointers		Free throws		Rebounds				pf	a	t/o	blk	stl	pts	avg	
				fg-fga	pct	3fg-fga	pct	ft-fta	pct	off	def	tot	avg								
vs Texas State	11/11/	*	19	3-6	.50	0-0	.00	2-2	1.00	5	2	7	7.0	3	1	0	0	1	8	8.0	
vs SIU Edwardsville	11/13/	*	18	2-3	.66	0-0	.00	0-2	.00	2	2	4	5.5	4	0	2	0	0	4	6.0	
at Hawai'i	11/14/		15	1-3	.33	0-0	.00	0-0	.00	3	3	6	5.7	4	2	4	0	0	2	4.7	
EDWARD WATERS	11/20/		13	1-2	.50	0-0	.00	0-0	.00	1	0	1	4.5	2	2	1	3	2	2	4.0	
USF	11/22/		17	0-1	.00	0-0	.00	0-0	.00	1	5	6	4.8	2	0	1	0	1	0	3.2	
at UT Martin	11-29-		11	1-1	1.00	0-0	.00	0-1	.00	0	2	2	4.3	4	0	1	0	0	2	3.0	
HOFSTRA	12/3/1		16	0-0	.00	0-0	.00	0-0	.00	2	0	2	4.0	1	0	0	0	0	0	2.6	
at Ohio State	12/06/		15	0-0	.00	0-0	.00	1-2	.50	0	2	2	3.8	3	0	2	0	0	1	2.4	
Totals			2	124	8-16	.50	0-0	.00	3-7	.42	14	16	30	3.8	23	5	11	3	4	19	2.4

Games played: 8
 Minutes/game: 15.5
 Points/game: 2.4
 FG Pct: 50.0
 FT Pct: 42.9

Rebounds/game: 3.8
 Assists/game: 0.6
 Turnovers/game: 1.4
 Assist/turnover ratio: 0.5
 Steals/game: 0.5
 Blocks/game: 0.4

Individual Career History

Pfister, William

Season	gp-gs	min/avg	Total		3-Point		F-Throws		Rebounds				Scoring							
			fg-fga	pct	fg-fga	pct	ft-fta	pct	off	def	tot	avg	pf	fo	ast	to	blk	stl	pts	avg
2016-1	8-2	124/15.5	8-16	.500	0-0	.000	3-7	.429	14	16	30	3.8	23	0	5	11	3	4	19	2.4
TOTAL	8-2	124/15.5	8-16	.500	0-0	.000	3-7	.429	14	16	30	3.8	23	0	5	11	3	4	19	2.4

SINGLE-GAME HIGHS [all-time ranking]:

- Points: 8, vs Texas State -- 11/11/16
- Rebounds: 7, vs Texas State -- 11/11/16
- Assists: 2, at Hawai'i -- 11/14/16; Edward Waters -- 11/20/16
- Steals: 2, Edward Waters -- 11/20/16
- Blocks: 3, Edward Waters -- 11/20/16
- FG made: 3, vs Texas State -- 11/11/16
- FG attempts: 6, vs Texas State -- 11/11/16
- FT made: 2, vs Texas State -- 11/11/16
- FT attempts: 2, vs Texas State -- 11/11/16; vs SIU Edwardsville -- 11/13/16; at Ohio State -- 12/06/16



NICK RUTHERFORD

G • Sophomore • 6-3 • 197 • Indianapolis, Ind. • Allen (Texas) HS

- Notched five steals vs. Tennessee (12/16/15), most by an FAU player since Nov. 13, 2009
- Scored a career high 16 points in comeback win over La. Tech (1/16/16)
- Hit game winner in 79-77 overtime win over Ohio State

#10 Rutherford, Nick

Opponent	Date	gp	min	Total		3-Point		Free Throws		Rebounds				pf	stl	blk	pts	avg			
				fg-fga	pct	fg-fga	pct	ft-fa	pct	off	def	tot	avg								
vs Texas State	11/11/16	*	24	3-11	.273	2-4	.500	8-8	1.000	1	3	4	4.0	3	3	4	1	0	8.0		
vs SIU Edwardsville	11/13/16	*	26	3-12	.250	0-0	.000	8-8	1.000	2	3	5	4.5	1	6	1	1	4	14	11.0	
at Hawaii	11/14/16	*	25	3-8	.375	1-2	.500	1-3	.333	2	4	6	5.0	1	4	2	1	0	10.0		
EDWARD WATERS	11/20/16	*	23	5-9	.556	0-1	.000	3-4	.750	0	8	8	5.8	1	6	0	0	4	13	10.8	
USF	11/22/16	*	29	2-4	.500	0-0	.000	4-9	.444	1	5	6	5.8	3	9	5	2	0	10.2		
at UT Martin	11-29-16	*	33	3-6	.500	1-3	.333	10-13	.769	1	2	3	5.3	0	9	2	0	0	17	11.3	
HOFSTRA	12/1/16	*	32	2-6	.333	0-0	.000	2-2	1.000	0	1	1	4.7	0	7	3	1	6	10.6		
Totals			7	192	21-56	.375	4-10	.400	28-42	.667	7	26	33	4.7	9	44	17	5	9	74	10.6

Games played: 7
 Minutes/game: 27.4
 Points/game: 10.6
 FG Pct: 37.5
 3FG Pct: 40.0
 FT Pct: 66.7

Rebounds/game: 4.7
 Assists/game: 6.3
 Turnovers/game: 2.4
 Assist/turnover ratio: 2.6
 Steals/game: 1.3
 Blocks/game: 0.7

Individual Career History

Rutherford, Nick

Season	gp-gs	min/avg	Total		3-Point		F-Throws		Rebounds				Scoring							
			fg-fga	pct	fg-fga	pct	ft-fa	pct	off	def	tot	avg	pts	avg						
2015-1	33-33	866/26.2	74-202	.366	11-38	.289	80-114	.702	17	79	96	2.9	72	1	117	90	9	49	239	7.2
2016-1	8-8	222/27.8	26-68	.382	4-10	.400	29-46	.630	9	33	42	5.3	11	0	48	18	5	10	85	10.6
TOTAL	41-41	1088/26.5	100-270	.370	15-48	.313	109-160	.681	26	112	138	3.4	83	1	165	108	14	59	324	7.9

SINGLE-GAME HIGHS [all-time ranking]:

Points: 17, at UT Martin -- 11-29-16
 Rebounds: 9, at Ohio State -- 12/06/16
 Assists: 9 [t-1st], at UT Martin -- 11-29-16; USF -- 11/22/16
 Steals: 5 [t-1st], at Tennessee -- 12/16/15; FIU -- 2/27/16
 Blocks: 2, USF -- 11/22/16; UTEP -- 2/13/16; UAB -- 3/5/16
 FG made: 5, 4 times
 FG attempts: 12, at Michigan State -- 11/13/15; vs SIU Edwardsville -- 11/13/16; at Ohio State -- 12/06/16
 3FG made: 2, 4 times
 3FG attempts: 4, vs Texas State -- 11/11/16
 FT made: 10 [t-1st], at UT Martin -- 11-29-16; FIU -- 2/27/16
 FT attempts: 13 [1st], at UT Martin -- 11-29-16



FRANK BOOKER

G • Redshirt Junior • 6-4 • 190 • Augusta, Ga. • Oklahoma

- Averaged 5.1 points and 1.5 rebounds in two seasons in Oklahoma
- Helped the Sooners to a Sweet 16 appearance as a sophomore

FAU Individual Game-by-Game (as of Dec 12, 2016) All games

#11 Booker, Frank

Opponent	Date	gs	min	Total		3-Pointers		Free throws		Rebounds				pf	a	t/o	blk	stl	pts	avg	
				fg-fga	pct	3fg-fga	pct	ft-fta	pct	off	def	tot	avg								
vs Texas State	11/11/	*	24	3-7	.42	1-4	.25	0-0	.00	0	0	0	0.0	3	0	1	0	2	7	7.0	
vs SIU Edwardsville	11/13/	*	26	3-10	.30	1-6	.16	2-2	1.00	0	0	0	0.0	5	0	0	0	1	9	8.0	
at Hawai'i	11/14/	*	29	4-10	.40	3-7	.42	0-0	.00	1	0	1	0.3	1	2	0	0	0	11	9.0	
EDWARD WATERS	11/20/	*	19	6-12	.50	4-9	.44	2-3	.66	0	3	3	1.0	2	0	2	0	0	18	11.3	
USF	11/22/	*	19	3-8	.37	2-7	.28	0-0	.00	0	1	1	1.0	3	2	3	0	0	8	10.6	
at UT Martin	11-29-	*	19	0-3	.00	0-3	.00	0-0	.00	1	0	1	1.0	2	1	1	0	0	0	8.8	
HOFSTRA	12/3/1	*	29	1-6	.16	1-6	.16	0-0	.00	0	3	3	1.3	1	0	2	1	1	3	8.0	
at Ohio State	12/06/	*	23	5-10	.50	3-7	.42	2-3	.66	0	2	2	1.4	1	0	0	0	0	15	8.9	
Totals			8	188	25-66	.37	15-49	.30	6-8	.75	2	9	11	1.4	18	5	9	1	4	71	8.9

Games played: 8
 Minutes/game: 23.5
 Points/game: 8.9
 FG Pct: 37.9
 3FG Pct: 30.6
 FT Pct: 75.0

Rebounds/game: 1.4
 Assists/game: 0.6
 Turnovers/game: 1.1
 Assist/turnover ratio: 0.6
 Steals/game: 0.5
 Blocks/game: 0.1

Individual Career History

Booker, Frank

Season	gp-gs	min/avg	Total		3-Point		F-Throws		Rebounds				Scoring							
			fg-fga	pct	fg-fga	pct	ft-fta	pct	off	def	tot	avg	pf	fo	ast	to	blk	stl	pts	avg
2016-1	8-8	188/23.5	25-66	.379	15-49	.306	6-8	.750	2	9	11	1.4	18	1	5	9	1	4	71	8.9
TOTAL	8-8	188/23.5	25-66	.379	15-49	.306	6-8	.750	2	9	11	1.4	18	1	5	9	1	4	71	8.9

SINGLE-GAME HIGHS [all-time ranking]:

Points: 18, Edward Waters -- 11/20/16
 Rebounds: 3, Edward Waters -- 11/20/16; HOFSTRA -- 12/3/16
 Assists: 2, at Hawai'i -- 11/14/16; USF -- 11/22/16
 Steals: 2, vs Texas State -- 11/11/16
 Blocks: 1, HOFSTRA -- 12/3/16
 FG made: 6, Edward Waters -- 11/20/16
 FG attempts: 12, Edward Waters -- 11/20/16
 3FG made: 4, Edward Waters -- 11/20/16
 3FG attempts: 9 [t-8th], Edward Waters -- 11/20/16
 FT made: 2, vs SIU Edwardsville -- 11/13/16; Edward Waters -- 11/20/16; at Ohio State -- 12/06/16
 FT attempts: 3, Edward Waters -- 11/20/16; at Ohio State -- 12/06/16



DEVORIOUS BROWN

G • Freshman • 6-2 • 195 • Rutledge, Ga. • Morgan County HS

- First Team All-Region selection
- Won two state titles and had a runner up finish at MCHS playing alongside Jailyn Ingram

#12 Brown, Devorious

Opponent	Date	gs	min	Total		3-Pointers		Free throws		Rebounds				pf	a	t/o	blk	stl	pts	avg
				fg-fga	pct	3fg-fga	pct	ft-fta	pct	off	def	tot	avg							
EDWARD WATERS	11/20/		7	0-1	.00	0-0	.00	0-0	.00	0	0	0	0.0	0	0	0	0	0	0	0.0
at UT Martin	11-29-		2	0-1	.00	0-1	.00	0-0	.00	0	0	0	0.0	0	0	0	0	0	0	0.0
HOFSTRA	12/3/1		0	0-0	.00	0-0	.00	0-0	.00	0	0	0	0.0	1	0	0	0	0	0	0.0
Totals			0	0-2	.00	0-1	.00	0-0	.00	0	0	0	0.0	1	0	0	0	0	0	0.0


Games played: 3
 Minutes/game: 3.0
 FG Pct: 0.0
 3FG Pct: 0.0

Individual Career History

Brown, Devorious

Season	gp-gs	min/avg	Total		3-Point		F-Throws		Rebounds				Scoring								
			fg-fga	pct	fg-fga	pct	ft-fta	pct	off	def	tot	avg	pf	fo	ast	to	blk	stl	pts	avg	
2016-1	3-0	9/3.0	0-2	.000	0-1	.000	0-0	.000	0	0	0	0.0	1	0	0	0	0	0	0	0	0.0
TOTAL	3-0	9/3.0	0-2	.000	0-1	.000	0-0	.000	0	0	0	0.0	1	0	0	0	0	0	0	0	0.0

SINGLE-GAME HIGHS [all-time ranking]:
 FG attempts: 1, at UT Martin -- 11-29-16; Edward Waters -- 11/20/16
 3FG attempts: 1, at UT Martin -- 11-29-16



MARCUS NEELY

F • Redshirt Senior • 6-5 • 215 • Margate, Fla. • UNC-Asheville

#13 Neely, Marcus

Opponent	Date	gs	min	Total		3-Pointers		Free throws		Rebounds				pf	a	t/o	blk	stl	pts	avg
				fg-fga	pct	3fg-fga	pct	ft-fga	pct	off	def	tot	avg							
vs Texas State	11/11/		17	3-6	.50	0-1	.00	2-2	1.00	3	3	6	6.0	4	0	1	0	0	8	8.0
vs SIU Edwardsville	11/13/		8	1-1	1.00	0-0	.00	0-0	.00	0	1	1	3.5	2	2	0	0	1	2	5.0
at Hawai'i	11/14/		15	0-1	.00	0-0	.00	1-2	.50	0	0	0	2.3	1	0	0	1	0	1	3.7
EDWARD WATERS	11/20/		12	3-4	.75	0-0	.00	0-0	.00	1	1	2	2.3	0	2	0	0	0	6	4.3
USF	11/22/		18	0-2	.00	0-0	.00	0-0	.00	1	1	2	2.2	1	0	0	0	0	0	3.4
at UT Martin	11-29-		12	0-0	.00	0-0	.00	0-0	.00	1	1	2	2.2	1	0	0	0	0	0	2.8
HOFSTRA	12/3/1		13	2-5	.40	0-1	.00	1-2	.50	0	4	4	2.4	2	0	0	0	0	5	3.1
at Ohio State	12/06/		13	1-1	1.00	0-0	.00	0-1	.00	1	2	3	2.5	4	1	0	0	0	2	3.0
Totals		0	108	10-20	.50	0-2	.00	4-7	.57	7	13	20	2.5	15	5	1	1	1	24	3.0

Games played: 8
 Minutes/game: 13.5
 Points/game: 3.0
 FG Pct: 50.0
 3FG Pct: 0.0
 FT Pct: 57.1

Rebounds/game: 2.5
 Assists/game: 0.6
 Turnovers/game: 0.1
 Assist/turnover ratio: 5.0
 Steals/game: 0.1
 Blocks/game: 0.1

Individual Career History

Neely, Marcus

Season	gp-gs	min/avg	Total		3-Point		F-Throws		Rebounds				Scoring							
			fg-fga	pct	fg-fga	pct	ft-fga	pct	off	def	tot	avg	pf	fo	ast	to	blk	stl	pts	avg
2016-1	8-0	108/13.5	10-20	.500	0-2	.000	4-7	.571	7	13	20	2.5	15	0	5	1	1	1	24	3.0
TOTAL	8-0	108/13.5	10-20	.500	0-2	.000	4-7	.571	7	13	20	2.5	15	0	5	1	1	1	24	3.0

SINGLE-GAME HIGHS [all-time ranking]:

Points: 8, vs Texas State -- 11/11/16
 Rebounds: 6, vs Texas State -- 11/11/16
 Assists: 2, vs SIU Edwardsville -- 11/13/16; Edward Waters -- 11/20/16
 Steals: 1, vs SIU Edwardsville -- 11/13/16
 Blocks: 1, at Hawai'i -- 11/14/16
 FG made: 3, vs Texas State -- 11/11/16; Edward Waters -- 11/20/16
 FG attempts: 6, vs Texas State -- 11/11/16
 3FG attempts: 1, vs Texas State -- 11/11/16; HOFSTRA -- 12/3/16
 FT made: 2, vs Texas State -- 11/11/16
 FT attempts: 2, vs Texas State -- 11/11/16; at Hawai'i -- 11/14/16; HOFSTRA -- 12/3/16



GERDARIUS TROUTMAN

G • Junior • 6-3 • 175 • Butler, Ga. • Gordon State College

- Averaged 13.5 points per game at Gordon State
- Second Team All Georgia State Collegiate Athletic Association
- Hit six three-pointers as part of 20 point game against SIU-Edwardsville

#14 Troutman, Gerdarius

Opponent	Date	gs	min	Total		3-Pointers		Free throws		Rebounds				pf	a	t/o	blk	stl	pts	avg	
				fg-fga	pct	3fg-fga	pct	ft-fa	pct	off	def	tot	avg								
vs Texas State	11/11/		18	2-8	.25	2-6	.33	0-0	.00	0	0	0	0.0	0	2	0	0	0	6	6.0	
vs SIU Edwardsville	11/13/		25	7-16	.43	6-11	.54	0-0	.00	1	2	3	1.5	3	2	1	0	0	20	13.0	
at Hawai'i	11/14/		13	0-5	.00	0-4	.00	0-0	.00	0	0	0	1.0	0	1	0	0	1	0	8.7	
EDWARD WATERS	11/20/		16	4-7	.57	4-7	.57	0-0	.00	0	1	1	1.0	0	1	0	0	1	12	9.5	
USF	11/22/		19	4-8	.50	4-6	.66	3-5	.60	1	0	1	1.0	2	1	0	0	0	15	10.6	
at UT Martin	11-29-		16	3-6	.50	3-6	.50	0-0	.00	1	0	1	1.0	0	0	0	0	1	9	10.3	
HOFSTRA	12/3/1		14	4-9	.44	4-8	.50	0-0	.00	0	0	0	0.9	2	4	0	0	0	12	10.6	
at Ohio State	12/06/		8	0-3	.00	0-3	.00	0-0	.00	0	0	0	0.8	1	0	0	0	0	9.3		
Totals			0	129	24-62	.38	23-51	.45	3-5	.60	3	3	6	0.8	8	11	1	0	3	74	9.3

Games played: 8
 Minutes/game: 16.1
 Points/game: 9.3
 FG Pct: 38.7
 3FG Pct: 45.1
 FT Pct: 60.0

Rebounds/game: 0.8
 Assists/game: 1.4
 Turnovers/game: 0.1
 Assist/turnover ratio: 11.0
 Steals/game: 0.4


Individual Career History

Troutman, Gerdarius

Season	gp-gs	min/avg	Total		3-Point		F-Throws		Rebounds				Scoring							
			fg-fga	pct	fg-fga	pct	ft-fa	pct	off	def	tot	avg	pf	fo	ast	to	blk	stl	pts	avg
2016-1	8-0	129/16.1	24-62	.387	23-51	.451	3-5	.600	3	3	6	0.8	8	0	11	1	0	3	74	9.3
TOTAL	8-0	129/16.1	24-62	.387	23-51	.451	3-5	.600	3	3	6	0.8	8	0	11	1	0	3	74	9.3

SINGLE-GAME HIGHS [all-time ranking]:

Points: 20, vs SIU Edwardsville -- 11/13/16
 Rebounds: 3, vs SIU Edwardsville -- 11/13/16
 Assists: 4, HOFSTRA -- 12/3/16
 Steals: 1, at UT Martin -- 11-29-16; at Hawai'i -- 11/14/16; Edward Waters -- 11/20/16
 FG made: 7, vs SIU Edwardsville -- 11/13/16
 FG attempts: 16, vs SIU Edwardsville -- 11/13/16
 3FG made: 6 [t-1st], vs SIU Edwardsville -- 11/13/16
 3FG attempts: 11 [t-4th], vs SIU Edwardsville -- 11/13/16
 FT made: 3, USF -- 11/22/16
 FT attempts: 5, USF -- 11/22/16



JAILYN INGRAM

F • Freshman • 6-7 • 215 • Madison, Ga. • Morgan County HS

- 3A State Player of the Year as a senior
- Won two state titles and had a runner up finish at MCHS playing alongside Devorrious Brown, was also a highly sought after football recruit
- Was named C-USA Freshman of the Week after scoring 16 points vs. USF.

#15 Ingram, JaiLyn

Opponent	Date	gs	min	Total		3-Pointers		Free throws		Rebounds				pf	a	t/o	blk	stl	pts	avg	
				fg-fga	pct	3fg-fga	pct	ft-fa	pct	off	def	tot	avg								
vs Texas State	11/11/		23	1-8	.12	0-1	.00	0-0	.00	2	2	4	4.0	0	1	1	0	2	2	2.0	
vs SIU Edwardsville	11/13/		22	2-6	.33	0-0	.00	0-0	.00	2	3	5	4.5	3	1	1	0	1	4	3.0	
at Hawai'i	11/14/	*	28	0-2	.00	0-0	.00	0-0	.00	0	5	5	4.7	2	2	4	2	2	0	2.0	
EDWARD WATERS	11/20/	*	27	6-9	.66	0-0	.00	4-5	.80	1	4	5	4.8	2	3	0	1	1	16	5.5	
USF	11/22/	*	25	4-6	.66	1-1	1.00	7-9	.77	2	6	8	5.4	3	1	2	0	0	16	7.6	
at UT Martin	11-29-	*	33	9-10	.90	0-0	.00	3-4	.75	1	2	3	5.0	2	3	4	0	0	21	9.8	
HOFSTRA	12/3/1	*	28	7-14	.50	1-2	.50	4-7	.57	3	4	7	5.3	2	1	0	1	1	19	11.1	
at Ohio State	12/06/	*	39	5-9	.55	0-1	.00	0-0	.00	1	3	4	5.1	1	3	2	0	0	10	11.0	
Totals			6	225	34-64	.53	2-5	.40	18-25	.72	12	29	41	5.1	15	15	14	4	7	88	11.0

Games played: 8
 Minutes/game: 28.1
 Points/game: 11.0
 FG Pct: 53.1
 3FG Pct: 40.0
 FT Pct: 72.0

Rebounds/game: 5.1
 Assists/game: 1.9
 Turnovers/game: 1.8
 Assist/turnover ratio: 1.1
 Steals/game: 0.9
 Blocks/game: 0.5

Individual Career History

Ingram, JaiLyn

Season	gp-gs	min/avg	Total		3-Point		F-Throws		Rebounds				Scoring							
			fg-fga	pct	fg-fga	pct	ft-fa	pct	off	def	tot	avg	pf	fo	ast	to	blk	stl	pts	avg
2016-1	8-6	225/28.1	34-64	.531	2-5	.400	18-25	.720	12	29	41	5.1	15	0	15	14	4	7	88	11.0
TOTAL	8-6	225/28.1	34-64	.531	2-5	.400	18-25	.720	12	29	41	5.1	15	0	15	14	4	7	88	11.0

SINGLE-GAME HIGHS [all-time ranking]:

Points: 21, at UT Martin -- 11-29-16
 Rebounds: 8, USF -- 11/22/16
 Assists: 3, at UT Martin -- 11-29-16; Edward Waters -- 11/20/16; at Ohio State -- 12/06/16
 Steals: 2, vs Texas State -- 11/11/16; at Hawai'i -- 11/14/16
 Blocks: 2, at Hawai'i -- 11/14/16
 FG made: 9 [t-3rd], at UT Martin -- 11-29-16
 FG attempts: 14, HOFSTRA -- 12/3/16
 3FG made: 1, USF -- 11/22/16; HOFSTRA -- 12/3/16
 3FG attempts: 2, HOFSTRA -- 12/3/16
 FT made: 7 [t-9th], USF -- 11/22/16
 FT attempts: 9 [t-4th], USF -- 11/22/16



JORDAN PHILLIPS

F • Freshman • 6-5 • 195 • Colorado Springs, Colo. • Sand Creek HS

- All-Conference selection in high school

#21 Phillips, Jordan

Opponent	Date	gs	min	Total		3-Pointers		Free throws		Rebounds				pf	a	t/o	blk	stl	pts	avg
				fg-fga	pct	3fg-fga	pct	ft-fta	pct	off	def	tot	avg							
EDWARD WATERS	11/20/		2	0-1	.00	0-1	.00	0-0	.00	0	0	0	0.0	0	0	0	0	0	0	0.0
Totals		0	2	0-1	.00	0-1	.00	0-0	.00	0	0	0	0.0	0	0	0	0	0	0	0.0

Games played: 1
 Minutes/game: 2.0
 FG Pct: 0.0
 3FG Pct: 0.0

Individual Career History

Phillips, Jordan


Season	gp-gs	min/avg	Total		3-Point		F-Throws		Rebounds				pf	fo	ast	to	blk	stl	Scoring	
			fg-fga	pct	fg-fga	pct	ft-fta	pct	off	def	tot	avg							pts	avg
2016-1	1-0	2/2.0	0-1	.000	0-1	.000	0-0	.000	0	0	0	0.0	0	0	0	0	0	0	0	0.0
TOTAL	1-0	2/2.0	0-1	.000	0-1	.000	0-0	.000	0	0	0	0.0	0	0	0	0	0	0	0	0.0

SINGLE-GAME HIGHS [all-time ranking]:
 FG attempts: 1, Edward Waters -- 11/20/16
 3FG attempts: 1, Edward Waters -- 11/20/16

BRANDON BRADLEY

G • Senior • 6-3 • 216 • Ft. Lauderdale, Fla. • Cardinal Gibbons HS

23



JESSE HILL

F • Sophomore • 6-8 • 225 • Waretown, N. J. • Point Pleasant Beach HS

- Averaged 4.8 points and 2.7 rebounds a game as a freshman
- Scored a career high 22 points in a game at UCF (12/12/15)

#24 Hill, Jesse

Opponent	Date	qs	min	Total		3-Pointers		Free throws		Rebounds				pf	a	t/o	blk	stl	pts	avg
				fg-fga	pct	3fg-fga	pct	ft-fa	pct	off	def	tot	avg							
vs SIU Edwardsville	11/13/		3	0-0	.00	0-0	.00	0-0	.00	0	0	0	0.0	1	0	0	0	0	0	0.0
at Hawai'i	11/14/		4	0-0	.00	0-0	.00	0-0	.00	0	0	0	0.0	0	0	0	0	0	0	0.0
EDWARD WATERS	11/20/		8	0-0	.00	0-0	.00	0-0	.00	0	1	1	0.3	3	1	1	0	0	0	0.0
HOFSTRA	12/3/1		0	0-0	.00	0-0	.00	0-0	.00	0	0	0	0.3	0	0	0	0	0	0	0.0
Totals			0	15	0-0	.00	0-0	.00	0-0	.00	0	1	1	0.3	4	1	1	0	0	0.0

Games played: 4
Minutes/game: 3.8

Rebounds/game: 0.3
Assists/game: 0.3
Turnovers/game: 0.3
Assist/turnover ratio: 1.0

Individual Career History

Hill, Jesse																				
Season	gp-gs	min/avg	Total		3-Point		F-Throws		Rebounds				Scoring							
			fg-fga	pct	fg-fga	pct	ft-fa	pct	off	def	tot	avg	pf	fo	ast	to	blk	stl	pts	avg
2015-1	30-0	549/18.3	50-136	.368	18-54	.333	25-41	.610	17	63	80	2.7	59	0	11	9	21	7	143	4.8
2016-1	4-0	15/3.8	0-0	.000	0-0	.000	0-0	.000	0	1	1	0.3	4	0	1	1	0	0	0	0.0
TOTAL	34-0	564/16.6	50-136	.368	18-54	.333	25-41	.610	17	64	81	2.4	63	0	12	10	21	7	143	4.2

SINGLE-GAME HIGHS [all-time ranking]:

Points: 22 [t-9th], at UCF -- 12/12/15

Rebounds: 8, at WKU -- 01/09/16

Assists: 3, at Miami University -- 11/21/15

Steals: 2, vs Northeastern -- 11/20/15

Blocks: 3, at UTSA -- 1/23/16

FG made: 9 [t-3rd], at UCF -- 12/12/15

FG attempts: 15, at UCF -- 12/12/15

3FG made: 2, 4 times

3FG attempts: 5, at Marshall -- 1/7/16; at Miami University -- 11/21/15; vs Lipscomb -- 11/22/15

FT made: 4, at WKU -- 01/09/16; at UCF -- 12/12/15; vs UTSA -- 3/8/16

FT attempts: 8, at UCF -- 12/12/15



RONALD DELPH

C • Redshirt Junior • 7-0 • 245 • Winter Haven, Fla. • Auburn

- Started, recorded 11 points and eight rebounds in first collegiate game vs. ECU (12/15/15)
- Tallied first career double-double (11 points, 13 rebounds) vs. Southern Miss (1/14/16)
- Scored career high 22 points and grabbed 12 rebounds against Hawaii (11/14/16)
- Named to Outrigger Rainbow Classic All-Tournament Team

#33 Delph, Ronald

Opponent	Date	gs	min	Total		3-Pointers		Free throws		Rebounds				pf	a	t/o	blk	stl	pts	avg	
				fg-fga	pct	3fg-fga	pct	ft-fga	pct	off	def	tot	avg								
vs Texas State	11/11/	*	26	2-4	.50	0-0	.00	0-1	.00	3	3	6	6.0	3	0	5	3	0	4	4.0	
vs SIU Edwardsville	11/13/	*	30	5-11	.45	0-0	.00	3-7	.42	1	7	8	7.0	4	0	2	4	0	13	8.5	
at Hawai'i	11/14/	*	21	10-13	.76	0-0	.00	2-2	1.00	6	6	12	8.7	4	0	1	3	0	22	13.0	
EDWARD WATERS	11/20/	*	22	4-7	.57	0-0	.00	0-1	.00	2	8	10	9.0	3	0	1	2	0	8	11.8	
USF	11/22/	*	32	5-9	.55	0-0	.00	4-6	.66	3	8	11	9.4	1	0	0	0	0	14	12.2	
at UT Martin	11-29-	*	30	6-9	.66	0-0	.00	2-2	1.00	2	9	11	9.7	4	0	4	0	0	14	12.5	
HOFSTRA	12/3/1	*	23	5-6	.83	0-0	.00	0-0	.00	0	8	8	9.4	4	0	1	1	0	10	12.1	
at Ohio State	12/06/	*	29	0-4	.00	0-0	.00	2-2	1.00	1	9	10	9.5	5	0	1	1	0	2	10.9	
Totals			8	213	37-63	.58	0-0	.00	13-21	.61	18	58	76	9.5	28	0	15	14	0	87	10.9

Games played: 8
 Minutes/game: 26.6
 Points/game: 10.9
 FG Pct: 58.7
 FT Pct: 61.9

Rebounds/game: 9.5
 Turnovers/game: 1.9
 Blocks/game: 1.8

Individual Career History

Delph, Ronald

Season	gp-gs	min/avg	Total		3-Point		F-Throws		Rebounds				Scoring							
			fg-fga	pct	fg-fga	pct	ft-fga	pct	off	def	tot	avg	pf	fo	ast	to	blk	stl	pts	avg
2015-1	25-25	644/25.8	108-199	.543	0-0	.000	47-69	.681	71	100	171	6.8	90	8	10	36	61	6	263	10.5
2016-1	8-8	213/26.6	37-63	.587	0-0	.000	13-21	.619	18	58	76	9.5	28	1	0	15	14	0	87	10.9
TOTAL	33-33	857/26.0	145-262	.553	0-0	.000	60-90	.667	89	158	247	7.5	118	9	10	51	75	6	350	10.6

SINGLE-GAME HIGHS [all-time ranking]:

Points: 22 [t-9th], at Hawai'i -- 11/14/16
 Rebounds: 13 [t-3rd], USM -- 1/14/16; UAB -- 3/5/16
 Assists: 2, UTEP -- 2/13/16
 Steals: 2, UTM -- 12/29/15
 Blocks: 6 [1st], UTSA -- 2/11/16
 FG made: 10 [t-1st], at Hawai'i -- 11/14/16
 FG attempts: 13, at Middle Tennessee -- 02/04/16; at UAB -- 02/06/16; at Hawai'i -- 11/14/16
 FT made: 5, at Marshall -- 1/7/16; UTEP -- 2/13/16; vs UTSA -- 3/8/16
 FT attempts: 8, at Marshall -- 1/7/16

Official Basketball Box Score -- Game Totals -- Final Statistics
FAU vs Texas State
11/11/16 5:00 PM at Honolulu, Oahu (Iolani School)

FAU 57 • 0-1

##	Player	Total FG-FGA	3-Ptr FG-FGA	FT-FTA	Rebounds			PF	TP	A	TO	Blk	Stl	Min
					Off	Def	Tot							
01	Cylla, Jeantal	1-4	1-2	2-2	0	5	5	3	5	1	1	2	0	31
05	Pfister, William	3-6	0-0	2-2	5	2	7	3	8	1	0	0	1	19
33	Delph, Ronald	2-4	0-0	0-1	3	3	6	3	4	0	5	3	0	26
10	Rutherford, Nick	3-11	2-4	0-3	1	3	4	3	8	3	4	1	0	24
11	Booker, Frank	3-7	1-4	0-0	0	0	0	3	7	0	1	0	2	24
00	Filer, Adonis	2-6	0-2	5-7	0	2	2	2	9	1	3	0	2	18
13	Neely, Marcus	3-6	0-1	2-2	3	3	6	4	8	0	1	0	0	17
14	Troutman, Gerdarius	2-8	2-6	0-0	0	0	0	6	2	0	0	0	0	18
15	Ingram, Jaily	1-8	0-1	0-0	2	2	4	0	2	1	1	0	2	23
	Team				2	2	4							
	Totals	20-60	6-20	11-17	16	22	38	21	57	9	16	6	7	200

FG % 1st Half: 10-28 35.7% 2nd half: 10-32 31.3% Game: 20-60 33.3%
 3FG % 1st Half: 4-7 57.1% 2nd half: 2-13 15.4% Game: 6-20 30.0%
 FT % 1st Half: 2-3 66.7% 2nd half: 9-14 64.3% Game: 11-17 64.7%

Deadball
Rebounds
3

Texas State 61 • 1-0

##	Player	Total FG-FGA	3-Ptr FG-FGA	FT-FTA	Rebounds			PF	TP	A	TO	Blk	Stl	Min
					Off	Def	Tot							
01	Gilder-Tilbury, K.	6-11	3-5	4-5	3	4	7	4	19	1	4	1	0	30
03	McCrea, Maljhum	2-6	0-1	0-0	0	0	0	4	4	0	0	2	0	14
00	Conley, Bobby	0-2	0-1	2-2	1	7	8	2	2	3	2	1	1	29
05	Black, Ojai	1-4	0-0	1-3	0	2	2	2	3	3	3	0	0	27
22	Pearson, Nijal	7-12	1-2	3-6	1	3	4	2	18	1	4	0	3	39
04	Julien, Courtney	0-2	0-1	1-2	0	1	1	0	1	1	2	0	0	7
10	Blount, Tyler	0-1	0-1	0-0	0	2	2	0	0	1	1	0	1	8
13	Starwood, Maxwell	0-2	0-0	0-0	0	2	2	2	0	0	0	0	0	9
23	Davis, Marlin	3-3	1-1	0-0	0	1	1	0	7	1	1	0	0	13
33	King, Immanuel	1-2	0-0	0-0	2	1	3	1	2	0	2	0	1	13
55	Prijovic, Nedeljko	2-2	1-1	0-0	0	2	2	1	5	0	0	0	0	11
	Team				1	1	2							
	Totals	22-47	6-13	11-18	8	26	34	18	61	11	19	4	6	200

FG % 1st Half: 9-22 40.9% 2nd half: 13-25 52.0% Game: 22-47 46.8%
 3FG % 1st Half: 2-6 33.3% 2nd half: 4-7 57.1% Game: 6-13 46.2%
 FT % 1st Half: 4-6 66.7% 2nd half: 7-12 58.3% Game: 11-18 61.1%

Deadball
Rebounds
2,1

Officials: Todd Apo, Ryan Wells, Daniel Coda
 Technical fouls: FAU-None. Texas State-None.
 Attendance: 534
 Outrigger Rainbow Classic Game 1

Score by periods	1st	2nd	Total
FAU	26	31	57
Texas State	24	37	61

Official Basketball Box Score -- Game Totals -- Final Statistics
SIU Edwardsville vs Florida Atlantic
11/13/16 2:30 p.m. at Stan Sheriff Center - Honolulu

SIU Edwardsville 77 • 0-2

##	Player	Total FG-FGA	3-Ptr FG-FGA	FT-FTA	Rebounds			PF	TP	A	TO	Blk	Stl	Min
					Off	Def	Tot							
00	ANDERSON, Carlos	5-10	2-2	3-6	0	2	2	3	15	2	2	0	0	26
01	ESLIK, Burak	2-5	1-1	5-6	0	2	2	2	10	0	2	0	0	28
13	ELLIS, Christian	4-6	0-0	1-3	0	4	4	4	9	1	7	0	1	23
24	HENRY, Jalen	4-6	0-0	6-8	2	3	5	4	14	1	2	1	0	28
45	SIMMONS, Keenan	3-9	0-0	5-6	5	9	14	1	11	0	0	4	0	30
02	THORNTON, Devin	0-0	0-0	0-0	0	0	0	0	0	0	0	0	0	2
03	HARRIS, Tre	4-12	1-4	1-2	1	9	10	1	10	2	0	0	1	29
22	BENTON, Justin	0-2	0-0	3-4	0	1	1	1	3	2	0	0	0	20
32	JACKSON, Brandon	2-5	0-0	1-2	2	2	4	2	5	1	1	1	0	14
	Team				2	2	4							
	Totals	24-55	4-7	25-37	12	34	46	18	77	9	16	6	2	200

FG % 1st Half: 14-25 56.0% 2nd half: 10-30 33.3% Game: 24-55 43.6%
 3FG % 1st Half: 2-3 66.7% 2nd half: 2-4 50.0% Game: 4-7 57.1%
 FT % 1st Half: 10-11 90.9% 2nd half: 15-26 57.7% Game: 25-37 67.6%

Deadball
Rebounds
8,2

Florida Atlantic 68 • 0-2

##	Player	Total FG-FGA	3-Ptr FG-FGA	FT-FTA	Rebounds			PF	TP	A	TO	Blk	Stl	Min
					Off	Def	Tot							
01	Cylla, Jeantal	0-8	0-4	2-2	0	2	2	4	2	0	0	2	0	26
05	Pfister, William	2-3	0-0	0-2	2	2	4	4	4	0	2	0	0	18
10	Rutherford, Nick	3-12	0-0	8-8	2	3	5	1	14	6	1	1	4	26
11	Booker, Frank	3-10	1-6	2-2	0	0	0	5	9	0	0	0	0	26
33	Delph, Ronald	5-11	0-0	3-7	1	7	8	4	13	0	2	4	0	30
00	Filer, Adonis	0-2	0-0	0-0	0	1	1	2	0	0	2	0	1	16
13	Neely, Marcus	1-1	0-0	0-0	0	1	1	2	2	2	0	0	1	8
14	Troutman, Gerdarius	7-16	6-11	0-0	1	2	3	20	2	1	0	0	0	25
15	Ingram, Jaily	2-6	0-0	0-0	2	3	5	3	4	1	1	0	1	22
24	Hill, Jesse	0-0	0-0	0-0	0	0	0	1	0	0	0	0	0	3
	Team				4	2	6							
	Totals	23-69	7-21	15-21	12	23	35	29	68	11	9	7	8	200

FG % 1st Half: 13-33 39.4% 2nd half: 10-36 27.8% Game: 23-69 33.3%
 3FG % 1st Half: 4-9 44.4% 2nd half: 3-12 25.0% Game: 7-21 33.3%
 FT % 1st Half: 3-6 50.0% 2nd half: 12-15 80.0% Game: 15-21 71.4%

Deadball
Rebounds
4

Officials: Ryan Wells, Todd Apo, Tony Collazo
 Technical fouls: SIU Edwardsville-ESLIK, Burak. Florida Atlantic-Booker, Frank.
 Attendance: 534
 Outrigger Resorts Rainbow Classic Game #3

Score by periods	1st	2nd	Total
SIU Edwardsville	40	37	77
Florida Atlantic	33	35	68

Official Basketball Box Score -- Game Totals -- Final Statistics
Florida Atlantic vs Hawai'i
11/14/16 11:15 p.m. at Stan Sheriff Center - Honolulu, HI

Florida Atlantic 63 • 0-3

##	Player	Total FG-FGA	3-Ptr FG-FGA	FT-FTA	Rebounds			PF	TP	A	TO	Blk	Stl	Min
					Off	Def	Tot							
01	Cylla, Jeantal	5-14	2-7	0-1	1	1	2	2	12	0	0	0	1	32
10	Rutherford, Nick	3-8	1-2	1-3	2	4	6	1	8	4	2	1	0	25
11	Booker, Frank	4-10	3-7	0-0	1	0	1	1	11	2	0	0	0	29
15	Ingram, Jaily	0-2	0-0	0-0	0	5	5	2	0	2	4	2	2	28
33	Delph, Ronald	10-13	0-0	2-2	6	6	12	4	22	0	1	3	0	21
00	Filer, Adonis	2-7	1-1	2-2	0	3	3	1	7	0	0	0	0	18
05	Pfister, William	1-3	0-0	0-0	3	3	6	4	2	2	4	0	0	15
13	Neely, Marcus	0-1	0-0	1-2	0	0	0	1	1	0	0	1	0	15
14	Troutman, Gerdarius	0-5	0-4	0-0	0	0	0	0	0	1	0	0	1	13
24	Hill, Jesse	0-0	0-0	0-0	0	0	0	0	0	0	0	0	0	4
	Team				1	1	2							
	Totals	25-63	7-21	6-10	14	23	37	16	63	11	12	7	4	200

FG % 1st Half: 10-27 37.0% 2nd half: 15-36 41.7% Game: 25-63 39.7%
 3FG % 1st Half: 5-14 35.7% 2nd half: 2-7 28.6% Game: 7-21 33.3%
 FT % 1st Half: 2-4 50.0% 2nd half: 4-6 66.7% Game: 6-10 60.0%

Deadball
Rebounds
2

Hawai'i 64 • 2-1

##	Player	Total FG-FGA	3-Ptr FG-FGA	FT-FTA	Rebounds			PF	TP	A	TO	Blk	Stl	Min
					Off	Def	Tot							
00	Green, Leland	4-10	1-3	0-0	2	2	4	2	9	2	2	0	0	38
12	Purchase, Jack	3-7	2-6	0-0	0	6	6	2	8	2	3	2	1	39
21	Johnson, Gibson	6-7	0-0	1-1	0	2	2	4	13	1	3	0	2	26
23	Drammeh, Sheriff	4-10	3-4	2-2	0	1	1	3	13	3	3	0	2	30
32	Allen, Noah	6-18	2-5	1-2	4	7	11	0	15	4	1	0	0	36
02	Stepreau, Brocke	0-0	0-0	0-0	0	0	0	0	0	0	0	0	0	5
05	Owies, Matthew	0-2	0-0	0-0	0	0	0	0	0	1	1	0	0	7
15	Flaisher, Ido	1-4	0-0	4-6	4	5	9	2	6	0	1	2	0	14
24	Buscher, Zach	0-0	0-0	0-0	0	1	1	1	0	0	0	0	0	2
34	Lewis Jr., Larry	0-1	0-1	0-0	0	0	0	0	0	1	0	0	0	3
	Team				2	2	4							
	Totals	24-59	8-19	8-11	12	26	38	14	64	15	15	4	5	200

Official Basketball Box Score -- Game Totals -- Final Statistics
USF vs FAU
11/22/16 7 p.m. at FAU Arena, Boca Raton, Fla.

USF 62 • 2-2

##	Player	f	Total			3-Ptr			Rebounds			PF	TP	A	TO	Blk	Stl	Min
			FG-FGA	FG-FGA	FT-FTA	FG-FGA	FG-FGA	FT-FTA	Off	Def	Tot							
21	DA SILVA, Tulio	f	6-10	0-1	2-4	1	9	10	3	14	0	0	0	3	40-			
35	ZEIGLER, Bo	f	0-3	0-1	0-3	0	0	0	4	0	2	0	0	22				
33	GUERRERO, Ruben	c	3-5	0-0	0-0	1	0	1	2	6	0	1	0	2	15			
13	THORPE, Geno	g	4-14	0-3	3-3	2	5	7	4	11	3	1	0	1	29			
25	HOLSTON, Troy	g	2-10	0-2	1-2	0	2	2	4	5	0	3	0	22				
10	BIBBY, Michael	g	1-3	1-2	0-0	0	0	0	1	3	1	1	0	18				
11	BODWAY, Jake	g	1-4	1-2	2-2	1	0	1	3	5	2	1	0	17				
24	FITTS, Malik	g	2-8	1-4	2-2	1	2	3	4	7	3	2	0	16				
42	SANTOS, Luis	g	5-7	0-0	1-1	3	4	7	2	11	1	1	2	21				
Team						0 0 0												
Totals			24-64	3-15	11-17	9	22	31	27	62	10	12	2	7	200			

FG % 1st Half: 13-29 44.8% 2nd half: 11-35 31.4% Game: 24-64 37.5%
 3FG % 1st Half: 2-7 28.6% 2nd half: 1-8 12.5% Game: 3-15 20.0%
 FT % 1st Half: 6-10 60.0% 2nd half: 5-7 71.4% Game: 11-17 64.7%

Deadball Rebounds 0,8

FAU 78 • 2-3

##	Player	f	Total			3-Ptr			Rebounds			PF	TP	A	TO	Blk	Stl	Min
			FG-FGA	FG-FGA	FT-FTA	FG-FGA	FG-FGA	FT-FTA	Off	Def	Tot							
01	Cylla, Jeantal	f	3-8	1-2	1-2	1	4	5	1	8	1	1	1	0	21			
15	Ingram, Jaiilyn	f	4-6	1-1	7-9	2	6	8	3	16	1	2	0	0	25			
33	Delph, Ronald	c	5-9	0-0	4-6	3	8	11	1	14	0	0	0	0	32			
10	Rutherford, Nick	g	2-4	0-0	4-9	1	5	6	3	8	9	5	2	0	29			
11	Booker, Frank	g	3-8	2-7	0-0	0	1	1	3	8	2	3	0	19				
00	Filer, Adonis	g	3-7	3-5	0-0	0	6	6	2	9	2	2	0	20				
05	Pfister, William	g	0-1	0-0	0-0	1	5	6	2	0	0	1	0	17				
13	Neely, Marcus	g	0-2	0-0	0-0	1	1	2	1	0	0	0	0	18				
14	Troutman, Gerdarius	g	4-8	4-6	3-5	1	0	1	2	15	1	0	0	19				
Team						0 2 2												
Totals			24-53	11-21	19-31	10	38	48	18	78	16	16	3	1	200			

FG % 1st Half: 12-34 35.3% 2nd half: 12-19 63.2% Game: 24-53 45.3%
 3FG % 1st Half: 6-15 40.0% 2nd half: 5-6 83.3% Game: 11-21 52.4%
 FT % 1st Half: 8-11 72.7% 2nd half: 11-20 55.0% Game: 19-31 61.3%

Deadball Rebounds 0,1

Officials: Bret Smith, Jose Carrion, Clyde Owens
 Technical fouls: USF-THORPE, Geno. FAU-None.
 Attendance: 1474

Score by periods	1st	2nd	Total
USF	34	28	62
FAU	38	40	78

Official Basketball Box Score -- Game Totals -- Final Statistics
HOFSTRA vs FAU
12/3/16 7 p.m. at FAU Arena, Boca Raton, Fla.

HOFSTRA 88 • 6-3

##	Player	f	Total			3-Ptr			Rebounds			PF	TP	A	TO	Blk	Stl	Min
			FG-FGA	FG-FGA	FT-FTA	FG-FGA	FG-FGA	FT-FTA	Off	Def	Tot							
00	Greer, Ty	f	5-10	3-5	2-4	1	3	4	0	15	0	1	0	3	21			
11	Gustys, Rokas	f	2-8	0-0	0-2	5	10	15	3	4	3	1	0	1	28			
02	Powers, Deron	g	7-15	1-4	2-2	0	1	1	1	17	8	2	0	3	38			
05	Pemberton, Eli	g	6-11	4-7	6-7	4	6	10	3	22	2	2	0	1	33			
14	Bernardi, Brian	g	3-8	3-6	2-2	0	1	1	1	11	0	2	0	0	34			
03	Wright-Foreman, J	g	0-6	0-3	0-0	0	0	0	1	0	0	2	0	13				
24	Robinson, Jamall	g	5-6	2-3	0-0	2	3	5	2	12	0	0	0	22				
33	Sabety, Hunter	g	2-3	0-0	3-4	4	3	7	2	7	0	0	0	11				
Team						1 1 2												
Totals			30-67	13-28	15-21	17	28	45	13	88	13	10	0	8	200			

FG % 1st Half: 13-39 33.3% 2nd half: 17-28 60.7% Game: 30-67 44.8%
 3FG % 1st Half: 6-18 33.3% 2nd half: 7-10 70.0% Game: 13-28 46.4%
 FT % 1st Half: 5-6 83.3% 2nd half: 10-15 66.7% Game: 15-21 71.4%

Deadball Rebounds 3

FAU 80 • 2-5

##	Player	f	Total			3-Ptr			Rebounds			PF	TP	A	TO	Blk	Stl	Min
			FG-FGA	FG-FGA	FT-FTA	FG-FGA	FG-FGA	FT-FTA	Off	Def	Tot							
01	Cylla, Jeantal	f	5-6	1-2	0-0	0	3	3	3	11	0	2	0	0	19			
15	Ingram, Jaiilyn	f	7-14	1-2	4-7	3	4	7	2	19	1	0	1	1	28			
33	Delph, Ronald	c	5-6	0-0	0-0	0	8	8	4	10	0	1	1	0	23			
10	Rutherford, Nick	g	2-6	0-0	2-2	0	1	1	0	6	7	3	0	1	32			
11	Booker, Frank	g	1-6	1-6	0-0	0	3	3	1	3	0	2	1	1	29			
00	Filer, Adonis	g	5-11	2-6	2-3	1	0	1	4	14	3	0	0	1	26			
05	Pfister, William	g	0-0	0-0	0-0	2	0	2	1	0	0	0	0	16				
12	Brown, Devorivous	g	0-0	0-0	0-0	0	0	0	1	0	0	0	0	0+				
13	Neely, Marcus	g	2-5	0-1	1-2	0	4	4	2	5	0	0	0	13				
14	Troutman, Gerdarius	g	4-9	4-8	0-0	0	0	0	2	12	4	0	0	14				
24	Hill, Jesse	g	0-0	0-0	0-0	0	0	0	0	0	0	0	0	0+				
Team						1 0 1												
Totals			31-63	9-25	9-14	7	23	30	20	80	15	9	3	4	200			

FG % 1st Half: 13-29 44.8% 2nd half: 18-34 52.9% Game: 31-63 49.2%
 3FG % 1st Half: 3-10 30.0% 2nd half: 6-15 40.0% Game: 9-25 36.0%
 FT % 1st Half: 2-4 50.0% 2nd half: 7-10 70.0% Game: 9-14 64.3%

Deadball Rebounds 2

Officials: Tyrone Meixsell, Andy Nagy, Suyash Mehta
 Technical fouls: HOFSTRA-None. FAU-None.
 Attendance: 1259

Score by periods	1st	2nd	OT	Total
HOFSTRA	37	51		88
FAU	31	49		80

Official Basketball Box Score -- Game Totals -- Final Statistics
Florida Atlantic vs UT Martin
11-29-16 7:30 p.m. at Elam Center - Martin, Tenn.

Florida Atlantic 81 • 2-4

##	Player	f	Total			3-Ptr			Rebounds			PF	TP	A	TO	Blk	Stl	Min
			FG-FGA	FG-FGA	FT-FTA	FG-FGA	FG-FGA	FT-FTA	Off	Def	Tot							
01	Cylla, Jeantal	*	2-5	2-4	2-2	1	2	3	2	8	0	1	0	1	26			
10	Rutherford, Nick	*	3-6	1-3	10-13	1	2	3	0	17	9	2	0	0	33			
11	Booker, Frank	*	0-3	0-3	0-0	1	0	1	2	0	1	1	0	0	19			
15	Ingram, Jaiilyn	*	9-10	0-0	3-4	1	2	3	2	21	3	4	0	0	33			
33	Delph, Ronald	*	6-9	0-0	2-2	2	9	11	4	14	0	4	0	0	30			
00	Filer, Adonis	*	3-6	3-5	1-2	1	1	2	4	10	4	1	0	0	18			
05	Pfister, William	*	1-1	0-0	0-1	0	2	2	4	2	0	1	0	11				
12	Brown, Devorivous	*	0-1	0-1	0-0	0	0	0	0	0	0	0	0	2				
13	Neely, Marcus	*	0-0	0-0	0-0	1	1	2	1	0	0	0	0	12				
14	Troutman, Gerdarius	*	3-6	3-6	0-0	1	0	1	0	9	0	0	0	1	16			
Team						1 0 1												
Totals			27-47	9-22	18-24	10	19	29	19	81	17	15	0	2	200			

FG % 1st Half: 14-27 51.9% 2nd half: 13-20 65.0% Game: 27-47 57.4%
 3FG % 1st Half: 4-13 30.8% 2nd half: 5-9 55.6% Game: 9-22 40.9%
 FT % 1st Half: 6-9 66.7% 2nd half: 12-15 80.0% Game: 18-24 75.0%

Deadball Rebounds 0,1

UT Martin 82 • 6-2

##	Player	f	Total			3-Ptr			Rebounds			PF	TP	A	TO	Blk	Stl	Min
			FG-FGA	FG-FGA	FT-FTA	FG-FGA	FG-FGA	FT-FTA	Off	Def	Tot							
01	BUTLER, Matthew	*	6-11	2-4	1-1	0	3	3	4	15	3	1	0	0	37			
02	MOBLEY, Jacobly	*	4-10	1-6	2-2	1	1	2	2	11	1	2	0	2	25			
04	EDWARDS, Kedar	*	6-14	1-4	0-1	3	1	4	3	13	1	2	0	1	27			
10	ROWE, Chandler	*	1-3	0-1	4-4	3	4	7	2	6	4	1	0	5	39			
25	MARTINEZ, Javier	*	0-0	0-0	0-0	0	0	0	0	0	0	0	0	1				
00	JACKSON, Jalen	*	0-0	0-0	0-0	0	0	0	0	0	0	0	0	1				
03	BAILEY, Dante	*	1-1	0-0	0-0	1	1	2	1	2	0	0	0	7				
05	FOFANA, Mike	*	0-1	0-0	0-0	1	0	1	1	0	0	0	0	5				
12	LEWIS, Fatodd	*	6-12	4-6	3-5	2	1	3	1	19	0	0	1	0	32			
13	PUGH, Malik	*	3-4	1-1	5-5	0	0	0	3	12	1	1	0	1	16			
21	LONDON, Malik	*	2-4	0-0	0-1	4	2	6	2	4	0	2	1	0	9			
22	BEAUFORT, Kahari	*	0-0	0-0	0-0	0	0	0	0	0	0	0	0	1				
Team						0 0 0												
Totals			29-60	9-22	15-19	15	13	28	19	82	10	9	3	10	200			

FG % 1st Half: 11-30 36.7% 2nd half: 18-30 60.0% Game: 29-60 48.3%
 3FG % 1st Half: 3-10 30.0% 2nd half: 6-12 50.0% Game: 9-22 40.9%
 FT % 1st Half

NCAA Statistics

Fla. Atlantic - 2016-17 Men's Basketball Ranking Summary thru games 12/13/2016

Statistic	National Rank	Conference Rank	Value	National Leader	Conference		
					Value	Leader	Value
3-pt Field Goal Attempts (347 ranked)	243	7	180	Savannah St.	449	Marshall	231
Assist Turnover Ratio (347 ranked)	131	4	1.09	Notre Dame	2.28	Middle Tenn.	1.55
Assists Per Game (347 ranked)	196	8	13.5	UCLA	23.9	UTEP	16.8
Blocked Shots Per Game (347 ranked)	81	4	4.4	Oregon	8.7	UAB	5.6
Defensive Rebounds per Game (347 ranked)	120	7	26.63	UCF	35.00	Louisiana Tech	28.10
Fewest Fouls (347 ranked)	66	3	159	UC Riverside	114	Western Ky.	133
Fewest Turnovers (347 ranked)	23	1	99	UC Riverside	70	Fla. Atlantic	99
Field-Goal Percentage (347 ranked)	200	9	43.8	UCLA	56.2	Middle Tenn.	49.5
Field-Goal Percentage Defense (347 ranked)	128	7	41.9	UCF	31.1	Old Dominion	38.4
Free Throw Attempts (347 ranked)	290	13	162	Lipscomb	330	Rice	255
Free Throws Made (347 ranked)	291	12	109	The Citadel	257	Rice	189
Free-Throw Percentage (347 ranked)	224	9	67.3	Notre Dame	86.4	UAB	77.2
Offensive Rebounds Per Game (347 ranked)	172	4	10.88	West Virginia	16.56	Old Dominion	15.22
Personal Fouls Per Game (347 ranked)	216	10	19.9	Clemson	13.3	Western Ky.	14.8
Rebound Margin (347 ranked)	244	11	-0.9	North Carolina	14.8	FIU	6.2
Scoring Defense (347 ranked)	185	8	71.9	Virginia	47.6	Old Dominion	58.7
Scoring Margin (347 ranked)	159	5	3.6	West Virginia	33.3	Middle Tenn.	11.2
Scoring Offense (347 ranked)	147	5	75.5	The Citadel	105.4	Marshall	86.6
Steals Per Game (347 ranked)	296	13	5.0	West Virginia	13.7	Middle Tenn.	7.7
Three Pt FG Defense (347 ranked)	263	11	36.7	Ark.-Pine Bluff	24.2	Middle Tenn.	29.4
Three-Point Field Goals Per Game (347 ranked)	89	3	8.6	Savannah St.	15.5	Rice Marshall	9.4 9.4
Three-Point Field-Goal Percentage (347 ranked)	69	2	38.3	UCLA	47.1	Rice	39.9
Total 3-point FGM (345 ranked)	185	5	69	Savannah St.	170	Marshall Rice	85 85
Total Assists (347 ranked)	289	10	108	UCLA	239	Middle Tenn.	158
Total Blocks (347 ranked)	146	6	35	Oregon	96	UAB	56
Total Rebounds (347 ranked)	295	12	300	USC Upstate	502	UTSA	405
Total Rebounds Per Game (347 ranked)	138	5	37.50	BYU	46.50	Old Dominion	41.11
Total Steals (347 ranked)	328	13	40	Fordham	124	Middle Tenn.	77
Turnover Margin (341 ranked)	114	4	1.4	West Virginia	14.9	Middle Tenn.	5.1
Turnovers Forced (347 ranked)	186	7	13.75	West Virginia	26.00	Charlotte	16.67
Turnovers Per Game (347 ranked)	90	3	12.4	Notre Dame	8.2	Middle Tenn.	10.2
Won-Lost Percentage (344 ranked)	264	10	37.5	6 teams tied	100.0	Middle Tenn.	90.0

Statistic	Player	National Rank	Conference Rank	Value	National Leader	Value	Conference Leader	Value
3-pt Field Goal Attempts (249 ranked)					Damon Lynn, NJIT	131	Jacobi Boykins, Louisiana Tech	69
Assist Turnover Ratio (249 ranked)	Nick Rutherford	61	4	2.67	Devon Thomas, Texas Tech	6.40	Daquan Bracey, Louisiana Tech	4.00
Assists Per Game (250 ranked)	Nick Rutherford	26	3	6.0	Maurice Watson Jr., Creighton	9.1	Dominic Artis, UTEP	8.0
Blocked Shots Per Game (249 ranked)	Ronald Delph	74	7	1.75	Ben Lammers, Georgia Tech	4.63	William Lee, UAB	3.00
Defensive Rebounds per Game (250 ranked)	Ronald Delph	23	3	7.25	Steve Taylor Jr., Toledo	10.10	Michael Kessens, FIU	8.11
Double Doubles (238 ranked)	Ronald Delph	62	4	3	4 players tied	8	Erik McCree, Louisiana Tech Michael Kessens, FIU	5 5
Field-Goal Percentage (250 ranked)					Tacko Fall, UCF	83.3	Michael Kessens, FIU	63.6
Free Throw Attempts (231 ranked)	Nick Rutherford	231	8	46	Mike Daum, South Dakota St.	100	Jon Elmore, Marshall Marcus Evans, Rice	84 84
Free Throws Made (227 ranked)					Mike Daum, South Dakota St.	89	Jon Elmore, Marshall	69
Free-Throw Percentage (245 ranked)					Otis Livingston II, George Mason	97.4	Donte McGill, FIU	94.3
Minutes Per Game (248 ranked)					Matt Mobley, St. Bonaventure	39:00	Dominic Artis, UTEP	36:07
Offensive Rebounds Per Game (249 ranked)	Ronald Delph	217	6	2.25	Derrick Griffin, Texas Southern	5.90	Denzell Taylor, Old Dominion	4.00
Points Per Game (250 ranked)					Marcus Keene, Central Mich.	30.8	Jon Elmore, Marshall	23.6
Rebounds Per Game (248 ranked)	Ronald Delph	41	2	9.5	Rokas Gustys, Hofstra	13.4	Michael Kessens, FIU	11.3
Steals Per Game (241 ranked)					Ahmad Thomas, UNC Asheville	3.60	Dominic Artis, UTEP	2.63
Three-Point Field Goals Per Game (249 ranked)	Gerdarius Troutman	72	4	2.88	Antonio Green, UTRGV	4.33	Austin Loop, Marshall	3.33
Three-Point Field-Goal Percentage (149 ranked)	Gerdarius Troutman	43	3	45.1	Kenneth Ogbe, Utah Valley	63.9	Egor Koulechov, Rice	59.1
Total 3-point FGM (234 ranked)	Gerdarius Troutman	164	5	23	Antonio Green, UTRGV	52	Jacobi Boykins, Louisiana Tech	31
Total Assists (234 ranked)	Nick Rutherford	75	4	48	Maurice Watson Jr., Creighton	91	Dominic Artis, UTEP	64
Total Blocks (244 ranked)	Ronald Delph	108	6	14	Liam Thomas, Nicholls St.	38	William Lee, UAB	30
Total Field Goal Attempts (245 ranked)					Marcus Keene, Central Mich.	221	Donte McGill, FIU	149
Total Field Goals Made (227 ranked)					Marcus Keene, Central Mich.	113	Jacorey Williams, Middle Tenn.	83
Total Minutes (249 ranked)					Jalen Ross, Hartford	431:00	Erik McCree, Louisiana Tech Pancake Thomas, Western Ky.	324:00 324:00
Total Points (248 ranked)					Marcus Keene, Central Mich.	339	Jon Elmore, Marshall	212
Total Rebounds (243 ranked)	Ronald Delph	107	5	76	Rokas Gustys, Hofstra	161	Michael Kessens, FIU	102
Total Steals (219 ranked)					Ahmad Thomas, UNC Asheville	36	Dominic Artis, UTEP	21
Triple Doubles (1 ranked)					11 players tied	1		

FAU Combined Team Statistics (as of Dec 12, 2016)
All games

RECORD:	OVERALL	HOME	AWAY	NEUTRAL
ALL GAMES	3-5	2-1	1-2	0-2
CONFERENCE	0-0	0-0	0-0	0-0
NON-CONFERENCE	3-5	2-1	1-2	0-2

##	Player	gp-gs	min	avg	Total		3-Point		F-Throw		Rebounds				pf	dq	a	to	blk	stl	pts	avg			
					fg-fga	fg%	3fg-fga	3fg%	ft-fga	ft%	off	def	tot	avg											
00	Filer, Adonis	8-0	169	21.1	28-66	.42	16-33	.48	17-21	.81	5	17	22	2.8	18	0	14	14	0	8	89	11.1			
15	Ingram, Jailyn	8-6	225	28.1	34-64	.53	2-5	.40	18-25	.72	12	29	41	5.1	15	0	15	14	4	7	88	11.0			
33	Delph, Ronald	8-8	213	26.6	37-63	.58	0-0	.00	13-21	.61	18	58	76	9.5	28	1	0	15	14	0	87	10.9			
10	Rutherford, Nick	8-8	222	27.8	26-68	.38	4-10	.40	29-46	.63	9	33	42	5.3	11	0	48	18	5	10	85	10.6			
14	Troutman, Gerdari	8-0	129	16.1	24-62	.38	23-51	.45	3-5	.60	3	3	6	0.8	8	0	11	1	0	3	74	9.3			
11	Booker, Frank	8-8	188	23.5	25-66	.37	15-49	.30	6-8	.75	2	9	11	1.4	18	1	5	9	1	4	71	8.9			
01	Cylla, Jeantal	8-8	221	27.6	21-58	.36	9-28	.32	16-22	.72	6	26	32	4.0	18	0	4	10	7	3	67	8.4			
13	Neely, Marcus	8-0	108	13.5	10-20	.50	0-2	.00	4-7	.57	7	13	20	2.5	15	0	5	1	1	1	24	3.0			
05	Pfister, William	8-2	124	15.5	8-16	.50	0-0	.00	3-7	.42	14	16	30	3.8	23	0	5	11	3	4	19	2.4			
12	Brown, Devorivous	3-0	9	3.0	0-2	.00	0-1	.00	0-0	.00	0	0	0	0.0	1	0	0	0	0	0	0	0.0			
24	Hill, Jesse	4-0	15	3.8	0-0	.00	0-0	.00	0-0	.00	0	1	1	0.3	4	0	1	1	0	0	0	0.0			
21	Phillips, Jordan	1-0	2	2.0	0-1	.00	0-1	.00	0-0	.00	0	0	0	0.0	0	0	0	0	0	0	0	0.0			
Team											11	8	19												5
Total.....		8	1625		213-486	.43	69-180	.38	109-162	.67	87	213	300	37.5	159	2	108	99	35	40	604	75.5			
Opponents.....		8	1625		205-489	.41	55-150	.36	110-155	.71	99	208	307	38.4	147	-	93	110	24	45	575	71.9			

TEAM STATISTICS	FAU	OPP	Date	Opponent	Score	Att.
SCORING	604	575	11/11/16	vs Texas State	L 57-61	0
Points per game	75.5	71.9	11/13/16	vs SIU Edwardsville	L 68-77	0
Scoring margin	+3.6	-	11/14/16	at Hawai'i	L 63-64	5334
FIELD GOALS-ATT	213-486	205-489	11/20/16	EDWARD WATERS	W 98-64	903
Field goal pct	.438	.419	11/22/16	USF	W 78-62	1474
3 POINT FG-ATT	69-180	55-150	11-29-16	at UT Martin	L 81-82	1377
3-point FG pct	.383	.367	12/3/16	HOFSTRA	L 80-88	1259
3-pt FG made per gam	8.6	6.9	12/06/16	at Ohio State	Wot 79-77	11862
FREE THROWS-ATT	109-162	110-155	* - Conference game			
Free throw pct	.673	.710				
F-Throws made per ga	13.6	13.8				
REBOUNDS	300	307				
Rebounds per game	37.5	38.4				
Rebounding margin	-0.9	-				
ASSISTS	108	93				
Assists per game	13.5	11.6				
TURNOVERS	99	110				
Turnovers per game	12.4	13.8				
Turnover margin	+1.4	-				
Assist/turnover ratio	1.1	0.8				
STEALS	40	45				
Steals per game	5.0	5.6				
BLOCKS	35	24				
Blocks per game	4.4	3.0				
ATTENDANCE	3636	18573				
Home games-Avg/Gam	3-1212	3-6191				
Neutral site-Avg/Game	-	2-0				

Score by Periods	1st	2nd	OT	Totals
FAU	274	322	8	604
Opponents	269	300	6	575