



MIAMI BASKETBALL

THE BASICS

Date/Time: Wednesday, Nov. 28, 2018/7:15 p.m.
Location: Coral Gables, Fla./Watsco Center (7,972)
Television: ESPNU
PxP: Doug Sherman, Color: Cory Alexander
Radio: WQAM 560-AM (PxP: Joe Zagacki)
Satellite Radio: XM 384, XM Internet 973
Series vs. Rutgers: Miami leads, 10-5
 Home: 6-0 | Road: 3-5 | Neutral: 1-0

2018-19 SCHEDULE/RESULTS

OPPONENT	TV	TIME/SCORE
OCTOBER		
30 BARRY (EXHIBITION)	ACCNE	W, 91-61
NOVEMBER		
9 LEHIGH	ACCNE	W, 83-62
13 STEPHEN F. AUSTIN	ESPNU	W, 96-58
17 BETHUNE-COOKMAN	ACCNE	W, 78-70
22 vs. La Salle ¹	ESPNU	W, 85-49
23 vs. Fresno State ¹	ESPN2	W, 78-76
25 vs. Seton Hall ¹	ESPN2	L, 81-83
28 RUTGERS ²	ESPNU	7:15 p.m.
DECEMBER		
1 vs. Yale ³	ESPN3	7:30 p.m.
4 at Penn	ESPN+	7 p.m.
19 HOUSTON BAPTIST	ACCNE	7 p.m.
22 FLORIDA ATLANTIC	ACCNE	2 p.m.
29 CAMPBELL	RSN	4 p.m.
JANUARY		
3 NC STATE	ESPN/U	7 p.m.
6 at Louisville	ESPNU	6 p.m.
9 at Florida State	RSN	9 p.m.
12 WAKE FOREST	RSN	2 p.m.
19 NORTH CAROLINA	ESPN/2	Noon
24 at Syracuse	Raycom	8 p.m.
27 FLORIDA STATE	ESPNU	6 p.m.
30 VIRGINIA TECH	ESPN2/U	7 p.m.
FEBRUARY		
2 at Virginia	Raycom	2 p.m.
6 NOTRE DAME	ESPN2/U	7 p.m.
9 at North Carolina	Raycom	Noon
13 CLEMSON	ESPN2/U	7 p.m.
17 at Boston College	ESPNU	6 p.m.
23 GEORGIA TECH	RSN	2 p.m.
26 at Wake Forest	RSN	7 p.m.
MARCH		
2 at Duke	CBS	4 p.m.
5 PITTSBURGH	Raycom	8 p.m.
8 at Virginia Tech	ESPN2	7 p.m.
12-16 ACC Tournament ⁴	ESPN/Raycom	

BOLD CAPS denotes home games at Watsco Center, Coral Gables, Fla.

[###] denotes Miami's AP/USA TODAY ranking

* ACC game

¹ Wooden Legacy, Fullerton, Calif.; ² ACC/Big Ten Challenge

³ Hoophall Miami Invitational, American Airlines Arena (Miami, Fla.)

⁴ Spectrum Center, Charlotte, N.C.

All times Eastern and subject to change

ATHLETICS COMMUNICATIONS

Assistant AD for Communications & Content:

Andy Fledderjohann (MBB Contact)

Email: afledderjohann@miami.edu

Cell Phone: 434-906-0075

Twitter/Instagram/Facebook: @CanesHoops

GAME 7 • NOV. 28, 2018 • 7:15 P.M. • CORAL GABLES, FLA.



MIAMI HURRICANES (5-1)

Head Coach: Jim Larrañaga (Providence, '71)

Record at UM: 166-80 (8th season), **Career Record:** 636-414 (35th season)

VS



RUTGERS SCARLET KNIGHTS (4-1)

Head Coach: Steve Pikiell (Pittsburgh, '97)

Record at RU: 34-38 (3rd season), **Career Record:** 226-194 (14th season)

THINGS TO KNOW

- Miami is starting a busy stretch of three games in seven days heading into its break for final exams.
- Miami owns 19 straight home non-conference wins.
- UM has won its last four games in the ACC/Big Ten Challenge.
- Zach Johnson averaged 18.0 ppg at the Wooden Legacy and was named to the all-tournament team.
- Five Miami players are averaging in double figures in scoring this season.
- Chris Lykes has scored 17 or more points in every game this season and is fifth in the ACC in scoring.
- Miami has scored at least 78 points in all six games.
- Junior forward Dewan Hernandez has been withheld from competition thus far as the University and NCAA review his eligibility.

CANES IN ACC/BIG TEN CHALLENGE

Miami is 6-5 in the ACC/Big Ten Challenge, including 5-2 under Jim Larrañaga. UM has a 4-1 home record and 2-4 road mark in the challenge.

The ACC owns a 12-5-2 edge in the previous 19 events and a 121-92 record overall. Ten of the 19 challenges have been decided by a single game.

UM is 33-37 against teams currently in the Big Ten and has played 13 of the 14 programs (except Iowa).

Miami in ACC-Big Ten Challenge

2005	ACC 6-5	at Michigan 74, Miami 53
2006	ACC 8-3	at Northwestern 61, Miami 59
2007	ACC 8-3	DNP
2008	ACC 6-5	Ohio State 73, at No. 21 Miami 68
2009	Big Ten 6-5	at Miami 63, Minnesota 58
2010	Big Ten 6-5	DNP
2011	Big Ten 8-4	at Purdue 76, Miami 65
2012	Tied 6-6	at Miami 67, No. 13 Michigan St 59
2013	Tied 6-6	at Nebraska 60, Miami 49
2014	Big Ten 8-6	at No. 15 UM 70, No. 24 Illinois 61
2015	Big Ten 8-6	No. 21 UM 77, at Nebraska 72 (ot)
2016	ACC 9-5	at Miami 73, Rutgers 61
2017	ACC 11-3	No. 10 UM 86, at No. 12 Minnesota 81

PROJECTED STARTING LINEUP

Pos. No.	Name	Yr.	Ht.	Wt.	PPG	RPG	APG	Of Note
G 0	Chris Lykes	So.	5-7	157	19.3	3.2	3.3	Fifth in ACC in scoring this season
G 1	Dejan (DJ) Vasiljevic	Jr.	6-3	184	14.7	4.8	2.2	21-40 3FG (52.5%; led ACC at 41.1% last season)
G 3	Anthony Lawrence II	Sr.	6-7	207	13.3	6.0	2.3	Scored 17 points in WL championship game
G 5	Zach Johnson	R-Sr.	6-2	192	13.8	2.5	2.8	Averaged team-high 18.0 ppg at Wooden Legacy
C 15	Ebuka Izundu	Sr.	6-10	232	11.3	8.5	2.3*	Second in ACC with 14 blocked shots

RESERVES

G 2	Willie Herenton	So.	6-1	178	1.7	0.0	0.0	Five points off bench against La Salle
G 10	Dominic Proctor	So.	6-6	180	0.0	0.0	0.0	Joined team as walk-on for 2018-19 season
G 13	Anthony Mack	R-Fr.	6-6	214	1.7	0.0	0.0	Scored 5 pts in 15 mins Thursday vs. La Salle
F 20	Dewan Hernandez	Jr.	6-11	235	-	-	-	Team's top returning scorer, rebounder from '17-18
F 21	Sam Waardenburg	R-So.	6-10	216	7.0	4.3	1.7	10 points, 4 rebounds vs. La Salle
F 22	Deng Gak	R-Fr.	6-10	211	2.3	4.0	1.2*	Seven rebounds, four points vs. La Salle

*Blocks per game

MIAMI-RUTGERS SERIES

Miami leads the series with Rutgers, 10-5, with 11 of the 15 previous meetings coming during the programs' stints in the Big East Conference.

Miami prevailed in the last two matchups, including a 73-61 win on Nov. 30, 2016, in an ACC-Big Ten Challenge game at the Watsco Center.

Rutgers' last win in the series was a 61-45 victory in Piscataway on Nov. 21, 2010.

The teams' last game as Big East rivals was on Feb. 4, 2004, a 72-70 Rutgers win in overtime at the RAC.

Jim Larrañaga is 2-0 in his career against Rutgers, with both games coming during his time at UM.

LAST MEETING: MIAMI 73, RUTGERS 61

Davon Reed scored 18 points in leading Miami to a 73-61 win over Rutgers on Nov. 30, 2016.

Miami led by as many as 21 points in the second half and out-rebounded Rutgers, 44-30.

Five current Hurricanes played in that game.

Dewan Hernandez (then-Huell) scored 14 points and grabbed seven boards in 25 minutes of action.

Anthony Lawrence (8 pts, 25 mins), Ebuka Izundu (4 pts, 12 mins), DJ Vasiljevic (3 pts, 11 mins), and Rodney Miller (2 mins) also saw playing time.

JOHNSON STEPS UP

Zach Johnson had three strong games at the Wooden Legacy, averaging a team-high 18.0 ppg en route to all-tournament team honors.

He scored a season-high 24 points Friday in the semifinal win over Fresno State. His putback dunk with 0.6 seconds remaining broke a 76-all tie and provided the winning basket.

He made his first UM start Sunday and scored 18 points in the championship game.

With 1,427 career points, Johnson owns the most points of any current ACC player.

BROADCAST BULLET POINTS



0 CHRIS LYKES

So. • 5-7 • 157 • Guard
Mitchellville, Md. • Gonzaga College HS

2018-19: 19.3 ppg, 3.2 rpg, 3.3 apg

- Averaged team-high 12.8 points per game in the 2017-18 season's final 12 games following Bruce Brown Jr.'s foot injury
- Averaged 11.9 ppg in ACC play last year (second on team)
- Had offseason surgery on right shoulder
- Named to All-ACC Academic Team



1 DJ VASILJEVIC

Jr. • 6-3 • 184 • Guard
Melbourne, Australia • Australian Institute of Sport

2018-19: 14.7 ppg, 4.8 rpg

- Averaged 9.0 ppg and 2.5 rpg and named to All-ACC Academic Team last season
- Led ACC in 3-point shooting last season (41.1%)
- Named top Australian junior in college basketball by FOX Sports Australia
- Lost 20 lbs during offseason; also had offseason foot surgery



2 WILLIE HERENTON

So. • 6-1 • 178 • Guard
Lincolnshire, Ill. • Stevenson HS

2018-19: 1.7 ppg, 0.0 rpg

- Walk-on for 2018-19 season; finished as one of top scorers in Stevenson HS history despite playing one year as full-time starter
- Home schooled until high school
- Brother Rodney is junior on Stanford basketball team
- Parents, Rodney and Andrea, both attended Harvard



3 ANTHONY LAWRENCE II

Sr. • 6-7 • 207 • Guard
St. Petersburg, Fla. • Lakewood Senior HS

2018-19: 13.3 ppg, 6.0 rpg, 2.3 apg, 1.7 spg

- Averaged 8.8 points, 6.5 rebounds and 2.3 assists per game last season (all career highs)
- Has played in 104 career games
- Was point guard in high school
- Father, Anthony Sr., played at Miami from 1991-94



5 ZACH JOHNSON

R-Sr. • 6-2 • 192 • Guard
Miami, Fla. • Florida Gulf Coast • Norland HS

2018-19: 13.8 ppg, 2.5 rpg, 2.8 apg

- Graduate transfer from Florida Gulf Coast
- Has scored 1,427 points and played in 109 career games (both team highs); FGCU's fourth all-time leading scorer
- First-Team All-A-Sun pick last season (16.1 ppg, 3.3 rpg, 3.0 apg)
- Earned bachelor's degree in legal studies from FGCU




10 DOMINIC PROCTOR

So. • 6-6 • 180 • Guard
Las Vegas, Nev. • Bishop Gorman HS

2018-19: 0.0 ppg, 0.0 rpg

- Walked on for 2018-19 season
- Was 14th-ranked player in Nevada in 2017 per 24/7 Sports
- Father (Michael) played basketball at Cornell



13 ANTHONY MACK

R-Fr. • 6-6 • 214 • Guard
Las Vegas, Nev. • Wyoming • Blair Academy (N.J.)

2018-19: 1.7 ppg, 0.0 rpg

- Transfer from University of Wyoming; granted waiver for immediate eligibility for this season
- Sharp-shooter from 3-point range
- High school teammates with Deng Gak at Blair Academy (N.J.)



14 RODNEY MILLER JR.

Jr. • 7-0 • 255 • Center
Laurelton, N.Y. • Oak Hill Academy

2018-19: has not played

- Redshirting 2018-19 season
- Lost 25 pounds during the offseason
- Has played in 30 career games




15 EBUKA IZUNDU

Sr. • 6-10 • 232 • Center
Nigeria/Charlotte, N.C. • Victory Christian Center

2018-19: 11.3 ppg, 8.5 rpg, 2.3 bpg

- Played in all 32 games last year, including two starts
- Averaged 5.0 points and 3.8 rebounds per game and shot 69.2%
- Named to ACC Academic Honor Roll for first time last year
- Moved to U.S in 2013 at age 17; grew up playing soccer, then started playing basketball in 2011



20 DEWAN HERNANDEZ

Jr. • 6-11 • 235 • Forward
Miami, Fla. • Norland HS

2018-19: has not played

- Legally changed last name from Huell to Hernandez in October to honor his mother, Christina
- Named to 2019 Kareem Abdul-Jabbar Award Watch List
- Averaged 11.4 ppg and 6.6 rpg last season and was only Miami player to start all 32 games
- 2016 McDonald's HS All-American; entered name in NBA Draft process last season but withdrew prior to deadline



21 SAM WAARDENBURG

R-So. • 6-10 • 216 • Forward
Auckland, New Zealand • Rangitoto College

2018-19: 7.0 ppg, 4.3 rpg, 1.7 apg

- Played in 21 games off bench, including each of last 15 contests, last season (averaged 3.3 ppg and 2.8 rpg)
- Averaged 16.7 minutes per game in conference play
- Shot 43.8 percent (14-32) from 3-point range last year



22 DENG GAK

R-Fr. • 6-10 • 211 • Forward
Sydney, Australia • Blair Academy (N.J.)

2018-19: 2.3 ppg, 4.0 rpg, 1.2 bpg

- Redshirted 2018-19 season and has put on about 20 pounds since he arrived at UM
- Played in high school at Blair Academy with Anthony Mack
- Brother, Gorjok, is junior center at Florida



23 KAMERON MCGUSTY

Jr. • 6-5 • 192 • Guard
Katy, Texas • Oklahoma • Sunrise Christian Academy (Kansas)

2018-19: Redshirt Season

- Sitting out 2018-19 season per NCAA transfer regulations
- 9.4 ppg, 2.0 rpg in 63 career games (25 starts) at Oklahoma
- Was Big 12 All-Freshman Team selection in 2017
- Father, Kerol, played college basketball at Stephen F. Austin

WOODEN LEGACY TRENDS

Miami forced 53 turnovers, resulting in 57 points. On the flip side, Miami committed 46 turnovers, leading to 36 opponent points.

The Canes shot 50.9 percent from the field. Five players averaged in double figures: Zach Johnson (18.0), Chris Lykes (17.7), DJ Vasiljevic (11.7), Ebuka Izundu (10.3) and Anthony Lawrence (10.0).

The Canes shot 77.6 percent from the free-throw line (52-67). UM shot 66 percent from the charity stripe last season.

Ebuka Izundu was 11-for-12 from the field and 8-for-11 at the line but battled foul trouble in each game.

NOTING THE SETON HALL GAME

- DJ Vasiljevic recorded a career-high five assists, topping his previous high of four.
- In his 85th career game, Ebuka Izundu attempted and hit his first career 3-pointer.
- Anthony Lawrence II attempted a career-high 16 field goals.
- Miami matched a season high by shooting 54.5 percent (30-for-55). UM also shot 30-for-55 in the first game of the tournament against La Salle.
- Miami shot 67 percent in the first half, its best shooting performance in a half since hitting on 72 percent of its attempts in the second half against Middle Tennessee on Dec. 25, 2017.
- Miami trailed by seven points with 6:22 left in the second half, matching its largest deficit this season.
- Fourteen of Seton Hall's first 28 points came off UM turnovers. The Pirates finished with 19 points off UM turnovers. The most points off turnovers for a Miami opponent in a full game this season was nine.

BIG SUCCESS AT 70 POINTS

Miami has eclipsed the 70-point plateau in every game this season after going 16-3 in those contests last season.

After falling Sunday to Seton Hall despite scoring 81 points, UM is 110-16 when scoring 70 or more points under Jim Larrañaga and 47-3 when breaking the 80-point barrier.

The Canes have scored at least 78 points in every game this season.

LYKES CONTINUES STRONG START

Chris Lykes has led Miami is scoring four times in six games and is averaging 19.3 ppg. As of Tuesday, he ranks fifth in the ACC in scoring.

He scored 20 or more points in each of the first three games this season, becoming the first UM player since Joe Wylie in 1989 to do so to begin a season.

He was the first UM player to record three straight 20-point efforts since Shane Larkin put up 20 or more points in consecutive games against Boston College, NC State and UNC in winning the 2013 ACC Tournament.

THE WATSCO ADVANTAGE

Miami has defended its home turf well in recent years, winning 41 of its last 46 games at the Watsco Center. The Canes are 91-25 (.784) at home under Jim Larrañaga.

Miami owns 19 straight home non-conference wins, dating to a 78-77 loss to Northeastern on Nov. 27, 2015.

In its 17th year at the Watsco Center (formerly BankUnited Center), Miami is 184-69 (.727) on the home court.

In eight years under Larrañaga, Miami is 44-18 in ACC action at home and 47-7 in non-conference play.

Miami at Watsco Center Under Jim Larrañaga

Year	Overall	N-C	ACC
2011-12	14-4	8-2	6-2
2012-13	14-1	6-0	8-1
2013-14	8-8	5-2	3-6
2014-15	12-6	7-2	5-4
2015-16	15-1	6-1	9-0
2016-17	14-2	7-0	7-2
2017-18	11-3	5-0	6-3
2018-19	3-0	3-0	0-0
Totals	91-25	47-7	44-18

VASILJEVIC STEPS UP

DJ Vasiljevic is off to a strong start, going 21-for-40 (52.5%) from 3-point range and averaging 14.7 ppg. He leads the ACC in 3-pointers made and is fourth in 3-point field goal percentage.

He already is 15-for-15 at the free-throw stripe this year, just one fewer attempt than his total all of last season in 32 games.

Vasiljevic led the ACC in 3-point field goal percentage last season, connecting on 41.1 percent (67-for-163) of his attempts from long range.

He led the team with 67 3-pointers and became the fifth Hurricane to top the conference in 3-point shooting (first since Malcolm Grant in 2011).

CANES START SEASON AGAINST LEAGUE FAVORITES

Miami opened its season with three straight games against teams that were picked to win their respective conferences.

Lehigh was chosen as the preseason favorites in the Patriot League. Stephen F. Austin was picked to repeat as the Southland Conference champion, while Bethune-Cookman was selected as the preseason MEAC favorite.

NOTING IZUNDU'S IMMENSE NIGHT

Ebuka Izundu had a career night against Stephen F. Austin, recording career highs in points (22), rebounds (19), blocks (four) and assists (three). He also tied a career best with three steals.

He played a career-best 32 minutes as well.

He fell one rebound shy of the first 20-rebound performance by a UM player since Reggie Johnson piled up 20 boards on March 16, 2011, against FAU.

MILLER JR. TO REDSHIRT

Miami junior center Rodney Miller Jr. will redshirt the 2018-19 season.

Miller lost 25 pounds during the offseason.

He averaged 1.1 points in 3.6 minutes per game in 30 games during his first two seasons.

EXPERIENCED GROUP RETURNS

Miami's roster features seven upperclassmen – three seniors and four juniors.

They have played in a combined 526 games (average of 75 per player), and each has played in at least one NCAA tournament.

WHO'S DEPARTED

Miami lost three players from its 2017-18 squad, each of whom started at least 18 games: Lonnie Walker IV, Bruce Brown Jr. and Ja'Quan Newton.

Walker was an Honorable Mention All-ACC pick and ACC All-Freshman Team honoree last year. He was selected 18th overall in the NBA Draft by the San Antonio Spurs.

Brown started 19 games before missing the remainder of the season with a foot injury. He was picked 42nd overall in the NBA Draft by Detroit.

Newton played in 127 career games (seventh most in program history) and finished with 1,134 career points (28th in program history).

NOTING THE SCHEDULE

Miami's schedule features 14 games against teams that played in the 2018 NCAA Tournament.

The non-conference schedule features games against Stephen F. Austin and Penn, each of whom played in the NCAA Tournament last year.

The Canes' challenging conference schedule includes 11 games against teams that competed in the 2018 NCAA Tournament, including home-and-homes with Florida State, North Carolina and Virginia Tech.

CANES LOOK TO TOP ACC EXPECTATIONS ONCE AGAIN

Miami was picked 10th in the Operation Basketball 2018-19 Preseason Poll, released Oct. 25 following a vote of the league's media.

In each of Jim Larrañaga's first seven seasons, Miami finished the year in a standing that exceeded its preseason ACC ranking.

UM was picked fourth in the preseason ACC coaches' poll last season (behind Duke, UNC, ND) but concluded the season in a third-place tie.

Miami's preseason ACC rankings, followed by their finishes, under Larrañaga:

2018-19: 10th	2017-18: 4th – t-3rd
2016-17: 9th – t-7th	2015-16: 5th – t-2nd
2014-15: 10th – t-6th	2013-14: 12th – 10th
2012-13: 5th – 1st	2011-12: 5th – t-4th

PROGRAM EARNS PERFECT GSR

The Miami men's basketball program earned its first perfect GSR rating, coming in 19 percent above the NCAA average of 81 percent.

The GSR measures graduation rates at Division I institutions and includes students transferring into the institutions. The most recent Division I Graduation Success Rates are based on the four entering classes from 2008-09 to 2011-12

HUELL BECOMES HERNANDEZ

The name is unfamiliar, but Dewan Hernandez remains a familiar face for the Canes. Formerly Dewan Huell, Hernandez legally changed his last name in the offseason.

The switch was made to honor his mother, Christina Hernandez, and was officially finalized in mid-October.

QUICK FACTS

Location	Coral Gables, Fla.
Enrollment	17,348
Founded	1925
Nickname	Hurricanes
Colors	Orange (PMS 1665), Green (3435) and White
President	Dr. Julio Frenk
Director of Athletics	Blake James
Conference	Atlantic Coast (joined 2004)
Arena/Capacity	Watsco Center/7,972
Press Row	305-284-2111

COACHING STAFF

Head Coach	Jim Larrañaga (Providence, '71)
Record at Miami	166-80 (8th season)
Career Record	636-414 (35th season)
Assoc. Head Coach ..	Chris Caputo (Westfield [Mass.] St, '02)
Assistant Coach	Alvin "Pooh" Williamson (Tulsa, '95)
Assistant Coach	Adam Fisher (Penn State, '06, '09)
Dir of BB Ops	Lamont Franklin (UNC Wilmington, '97)
Associate Director of Ops	Jeff Dyer (Delaware, '14)
Strength & Conditioning Coach ..	Casey Cathrall (Ithaca, '12)
Assistant Athletic Trainer	Javier Jimenez (Temple, '06)

PROGRAM HISTORY

First Year of Basketball	1926
All-Time Record	1,037-750 (.580)
Under Jim Larrañaga	166-80 (.675; 8 years)
All-Time ACC Record	118-118 (.500)
Under Jim Larrañaga	75-49 (.605)
ACC Regular-Season Championships	1 (2013)
ACC Tournament Championships	1 (2013)
NCAA Tournament Appearances	10
1960, '98, '99, 2000, '02, '08, '13, '16, '17, '18	
All-Time Record in NCAA Tournament	8-10
Last NCAA Postseason Finish	2018 First Round
NIT Appearances	12
1961, '63, '64, '95, '97, 2001, '05, '06, '09, '11, '12, '15	
All-Time Record in NIT	11-12
Last NIT Finish	2015 Runner-Up

CANES IN PRO BASKETBALL/FOOTBALL

Years at Miami in parentheses

NBA

Bruce Brown Jr. (2016-18)	Detroit Pistons
Lonnie Walker IV (2017-18)	San Antonio Spurs

NFL

Jimmy Graham (2005-09)	Green Bay Packers
Erik Swoope (2010-14)	Indianapolis Colts

G-League

Kamari Murphy (2015-17)	Long Island Nets
Davon Reed (2013-17)	Fort Wayne Mad Ants
Angel Rodriguez (2014-16)	Rio Grande Valley Vipers
Durand Scott (2009-13)	Long Island Nets

International

Rion Brown (2010-14)	Promitheas (Greece)
Ivan Cruz Uceda (2014-16)	Bilbao Basket (Spain)
Guillermo Diaz (2003-06)	San Lorenzo de Almagro (Argentina)
Julian Gamble (2008-13)	Nanterre 92 (France)
Malcolm Grant (2009-12)	Zadar (Croatia)
Tonye Jekiri (2012-16)	Gaziantep Basketbol (Turkey)
Reggie Johnson (2009-13)	Rain or Shine Elasto Painters (Philippine Basketball League)
DeQuan Jones (2008-12)	Hapoel Holon (Israeli Premier League)
Kenny Kadji (2011-13)	Tofaş (Turkey)
Shane Larkin (2011-13)	Anadolu Efes (Turkey)
Trey McKinney Jones (2011-13)	Chiba Jets Funabashi (Japanese B.League)

HERNANDEZ LOOKS TO BUILD ON BREAKOUT SOPHOMORE SEASON

Dewan Hernandez is looking to take another step in his junior season. Last season, Hernandez more than doubled his numbers in scoring and rebounding from his freshman campaign.

Hernandez entered his name in the NBA Draft following the season but withdrew following consultations with NBA officials.

He finished second on the team in scoring at 11.4 ppg (5.6 as frosh) last year and also averaged 6.6 rebounds per game (3.1 as frosh).

He ranked 14th in the conference in rebounding. Hernandez scored in double figures in 19 games last year and recorded the first five double-doubles of his career.

HIGH SCHOOL TEAMMATES REUNITE

With the transfers of Zach Johnson and Anthony Mack, Miami now has two pairs of high school teammates on its roster this season.

Johnson reunites with Dewan Hernandez, with whom he played two seasons and won two state championships at Norland High School.

Mack is back together with Deng Gak, with whom he played two seasons at Blair Academy in New Jersey.

TEAM CAPTAINS

Miami has six team co-captains this season: Dewan Hernandez, Ebuka Izundu, Zach Johnson, Anthony Lawrence II, Chris Lykes and DJ Vasiljevic. Hernandez, Lawrence and Vasiljevic are team captains for the second straight season.

SELLING OUT THE WATSCO CENTER

Miami sold out its season ticket allotment for all home games at the Watsco Center for each of the last three seasons.

Fans bought over 5,500 season tickets for each of the last three years, more than doubling the total number of season tickets sold in Jim Larrañaga's first season in Coral Gables.

Season Tickets Per Year (Under Larrañaga)

2017-18: 5,986	2016-17: 5,965	2015-16: 5,500
2014-15: 3,427	2013-14: 3,674	2012-13: 2,372
2011-12: 2,251		

PROCTOR JOINS ROSTER AS WALK-ON

Dominic Proctor joined the roster recently as a walk-on.

A 6-foot-6 guard, Proctor played at Bishop Gorman High School in Las Vegas, where he won a pair of state championships.

He was the the 14th-ranked player in Nevada in 2017 according to 24/7 Sports and the 103rd-ranked shooting guard in the nation per 24/7.

COACHING COORDINATORS

Miami's assistant coaching staff is set up in a coordinator system. Adam Fisher serves as the team's offensive coordinator, while Chris Caputo handles the defense. Pooh Williamson manages the scout for every opponent.

ANOTHER 20-WIN CAMPAIGN UNDER LARRAÑAGA

Miami recorded 22 wins last season, its sixth 20-win campaign in seven years under Jim Larrañaga,

CANES SIGN TWO TO 2019-20 NLI

Miami announced Nov. 14 the signing of Anthony Walker and Isaiah Wong to National Letters of Intent for the 2019-20 school year.

Walker and Wong each are four-star recruits who are rated among the top 100 players nationally in the latest Rivals recruiting rankings. Walker is a 6-foot-9, 210-pound power forward from Nottingham, Md., and Wong is a 6-foot-3, 170-pound guard from Trenton, N.J.

Isaiah Wong (6-3, 170, Guard, Trenton, N.J.)

- Athletic combo guard is consensus 4-star recruit
- Ranked No. 71 nationally, No. 10 guard by Rivals
- Also ranked No. 78 nationally, No. 16 guard and No. 3 recruit in New Jersey on ESPN100 list
- 22.2 ppg, 6.9 rpg, 3.3 apg last year for Monsignor Bonner/Archbishop Prendergast Catholic HS
- Played for AAU team WE-R1 last year; averaged 19.3 ppg and shot 45 percent from 3-point range
- Picked Miami over Villanova, UConn, Clemson and Pittsburgh

Anthony Walker (6-9, 210, F, Nottingham, Md.)

- Rated as 4-star recruit by Rivals; listed No. 76 nationally by Rivals and No. 17 power forward
- Helped Perry Hall (Baltimore, Md.) to back-to-back state championships, including its first-ever state championship in 2016-17
- Averaged 18.0 ppg and 7.0 rpg for Perry Hall
- Transferred to Brewster Academy for senior year
- Plays for Baltimore's Team BBC AAU program
- Picked Miami over Pitt, Illinois and Boston College

and tied for the 10th most wins in a season in school history.

He is the first coach in program history to post six 20-win seasons. Bruce Hale (1954-67) recorded five 20-win campaigns from 1954-67.

SOLID SEASON IN THE ACC

Miami finished with 11 ACC wins last season, its third-most conference wins since joining the league in 2004-05.

UM earned the No. 3 seed in the ACC Tournament after finishing in a four-way tie with Clemson, North Carolina and NC State in the regular-season standings.

Miami scored 10 or more league victories in five of Larrañaga's first seven years, including four straight seasons. The Canes join Virginia, Duke and UNC as the lone teams to win 10 or more ACC games each of the last four years.

Prior to Larrañaga's arrival, Miami never had won 10 ACC games in a season.

DRAFT SUCCESS

For just the third time in program history, Miami had two student-athletes selected in the NBA Draft last season. The others were 1968 and 1970.

Lonnie Walker IV was chosen 18th overall by the San Antonio Spurs.

Bruce Brown Jr. was picked in the second round by Detroit with the 42nd overall pick.

Brown made his NBA debut on Opening Night with a start against Brooklyn. Walker has yet to play because of injury.

IN THE POLLS (NOV. 26)

ASSOCIATED PRESS

Rk	Team	Record	Points
1	Gonzaga (32)	6-0	1,590
2	Kansas (31)	5-0	1,584
3	Duke (1)	5-1	1,486
4	Virginia (1)	6-0	1,396
5	Nevada	6-0	1,329
6	Tennessee	4-1	1,284
7	Michigan	6-0	1,213
8	Auburn	5-1	1,129
9	Michigan State	5-1	1,111
10	Kentucky	5-1	1,022
11	North Carolina	6-1	943
12	Kansas State	6-0	936
13	Virginia Tech	5-0	921
14	Iowa	5-0	599
15	Florida State	5-1	581
16	Ohio State	6-0	511
17	Texas	5-1	486
18	Oregon	4-1	439
19	Purdue	5-1	387
20	Texas Tech	6-0	380
21	Buffalo	5-0	351
22	Wisconsin	5-1	253
23	Villanova	5-2	217
24	Maryland	6-0	170
25	Mississippi State	4-1	161

Others receiving votes: Arizona State 156, Clemson 135, Furman 72, Creighton 65, LSU 41, Indiana 35, UCLA 30, Iowa State 22, St. John's 19, Minnesota 17, **Miami 10**, Syracuse 8, TCU 8, Nebraska 6, Arkansas 6, Notre Dame 4, UConn 4, Florida 3, UCF 3, Davidson 1, Houston 1

USA TODAY COACHES

Rk	Team	Record	Points
1	Gonzaga (17)	6-0	784
2	Kansas (15)	5-0	782
3	Duke	5-1	712
4	Virginia	6-0	710
5	Michigan	6-0	638
6	Nevada	6-0	614
7	Tennessee	4-1	612
8	Michigan State	5-1	542
9	Kentucky	5-1	502
10	Auburn	5-1	492
10	Kansas State	6-0	492
12	Virginia Tech	5-0	471
13	North Carolina	6-1	452
14	Florida State	5-1	275
15	Iowa	5-0	264
16	Ohio State	6-0	249
17	Texas	5-1	235
18	Purdue	5-1	209
19	Texas Tech	6-0	173
20	Buffalo	5-0	159
21	Oregon	4-1	157
22	Wisconsin	5-1	139
23	Villanova	5-2	118
24	Clemson	5-1	114
25	Mississippi State	4-1	97

Others receiving votes: Maryland 77, Arizona State 51, UCLA 37, LSU 36, **Miami 30**, Furman 27, Creighton 26, Minnesota 19, NC State 19, Iowa State 16, Butler 12, UCF 9, St. John's 9, Nebraska 8, Syracuse 7, Houston 7, TCU 7, Indiana 5, West Virginia 4, Arkansas 1, North Texas 1

2018-19 Miami opponents listed in *italics*

MIAMI IN THE POLLS

Date	AP	USA Today	NET	KenPom
Pre	RV (10)	RV (2)	-	21
Nov. 12	RV (16)	n/a	-	20
Nov. 19	RV (18)	RV (22)	-	22
Nov. 26	RV (10)	RV (30)	63	22

*NOTE: Votes in parentheses

10 COMMITMENTS OF MIAMI BASKETBALL

- We will set our defense every time.
- We will pressure the man with the ball.
- We will pack the lane to prevent penetration.
- We will contest all shots, hands high. Without fouling.
- We will block out, rebound and run.
- We will run for layups and open threes.
- We will share the ball.
- We will penetrate the defense.
- We will create good shots both inside and outside.
- We will attack the offensive boards.

LARRAÑAGA 11TH IN WINS AMONG ACTIVE D-I NCAA COACHES

Entering the season, Jim Larrañaga ranked 11th in career wins among active Division I coaches with 631. Of those 11, four are in the Naismith Memorial Basketball Hall of Fame, including three from the Atlantic Coast Conference.

Now in his 35th season as a head coach, Larrañaga ranks 44th in all-time NCAA victories among Division I head coaches.

In his career, Larrañaga won 27 games at American International, 170 at Bowling Green and 273 at George Mason, and he now has 162 at Miami. He is one of 15 coaches all-time with 100 or more wins at three D-I schools, four of whom are actively coaching.

WINNINGEST ACTIVE COACHES*

Rank	Coach	Wins
1.	Mike Krzyzewski, Duke	1,100
2.	Jim Boeheim, Syracuse	926
3.	Bob Huggins, West Virginia	845
4.	Roy Williams, North Carolina	842
5.	Rick Byrd, Belmont	778
6.	Cliff Ellis, Coastal Carolina	749
7.	John Beilein, Michigan	724
8.	John Calipari, Kentucky	678
9.	Rick Barnes, Tennessee	661
10.	Bill Self, Kansas	654
11.	Jim Larrañaga, Miami	631

*as of start of 2018-19 season

LARRAÑAGA AND CAPUTO IN 17TH YEAR TOGETHER

Head coach Jim Larrañaga and associate head coach Chris Caputo are beginning their 17th season together, dating back to their time at George Mason.

Caputo started on Larrañaga's staff as the video coordinator for the 2002-03 season, and along the way, the native of Elmhurst, N.Y., was an assistant coach and is now the associate head coach for the Hurricanes. Caputo helped the 2006 GMU team to the NCAA Final Four and has made five total NCAA Tournament appearances with Larrañaga.

Both Caputo and Larrañaga attended Archbishop Molloy (N.Y.) High School and played for legendary head coach Jack Curran.

MIAMI'S RECORD WHEN ...

Record	2018-19		Larranaga	
	All	ACC	At UM	ACC
All games	5-1	0-0	166-80	75-49
Home	3-0	0-0	90-25	44-18
Away	0-0	0-0	48-36	31-31
Neutral	2-1	-	28-19	-
November	5-1	-	40-10	-
December	0-0	-	33-10	2-1
January	0-0	0-0	30-22	28-22
February	0-0	0-0	38-21	38-21
March	0-0	0-0	25-16	8-5
April	-	-	-	0-1
vs. Top-10 opponents	0-0	0-0	8-15	7-12
vs. Top-25 (includes Top-10)	0-0	0-0	19-35	13-25
vs. RV opponents (either poll)	0-0	0-0	14-6	7-2
vs. Teams over .500 on game day	3-1	0-0	106-72	56-43
vs. Teams under .500 on game day	1-0	0-0	37-7	15-6
vs. Teams at .500 on game day	1-0	0-0	19-1	4-0
While UM in Top 25	0-0	0-0	58-25	29-17
While UM is RV (only)	5-1	0-0	50-16	20-9
Leading at halftime	3-0	0-0	124-17	53-14
Trailing at halftime	2-0	0-0	33-56	18-31
Tied at halftime	0-1	0-0	9-7	3-4
In overtime games	0-0	0-0	8-8	5-4
Single overtime	0-0	0-0	5-6	3-2
Double overtime	0-0	0-0	3-1	2-1
Leading w/2:00 left in regulation	5-0	0-0	152-10	67-5
Trailing w/2:00 left in regulation	0-1	0-0	11-67	6-43
Tied w/2:00 left in regulation	0-0	0-0	3-1	1-1
UM shoots 50% or better from field	2-1	0-0	68-8	24-3
UM shoots 40-49% from field	2-0	0-0	79-25	42-21
UM shoots under 40% from field	1-0	0-0	20-47	9-25
Opp. shoots 50% or better from field	0-1	0-0	14-28	9-17
Opp. shoots 40-49% from field	2-0	0-0	71-34	37-20
Opp. shoots under 40% from field	3-0	0-0	83-17	30-11
UM shoots 70% or better from line	4-1	0-0	102-40	46-24
UM shoots less than 70% from line	1-0	0-0	64-39	38-23
UM makes more 3-point FGs	4-1	0-0	91-33	41-26
UM makes fewer 3-point FGs	1-0	0-0	48-33	24-19
3-point FGs are even	0-0	0-0	18-7	10-4
4+ Canes in double figures	4-1	0-0	85-18	35-12
3 Canes in double figures	1-0	0-0	61-28	32-13
2 or fewer Canes in double figures	0-0	0-0	20-34	8-24
Outrebounding opponent	3-0	0-0	108-27	42-18
Opp. outrebounds UM	2-1	0-0	51-52	30-30
Tied in rebounds	0-0	0-0	6-1	3-1
UM records 10 or more steals	1-0	0-0	22-6	7-3
UM records 15 or more assists	2-0	0-0	55-5	24-4
UM commits fewer than 15 turnovers	4-0	0-0	141-62	64-41
UM commits 15 or more turnovers	1-1	0-0	23-11	9-8
UM commits fewer turnovers than opp.	5-0	0-0	93-29	42-17
UM commits more turnovers than opp.	0-1	0-0	55-35	24-22
Tied in turnovers	0-0	0-0	15-15	9-10
UM scores 59 points or fewer	0-0	0-0	13-38	7-24
UM scores 60-69 points	0-0	0-0	42-26	23-12
UM scores 70-79 points	2-0	0-0	64-13	28-11
UM scores 80-89 points	2-1	0-0	33-2	12-1
UM scores 90-99 points	1-0	0-0	13-1	4-1
UM scores 100 or more points	0-0	0-0	1-0	0-0
Playing during morning	2-0	0-0	3-1	-
Playing during afternoon	1-0	0-0	53-29	31-21
Playing in evening (5 p.m. or later)	2-1	0-0	108-49	44-28
Games decided by 3 points or fewer	1-1	0-0	23-16	14-10
Games decided by 4-10 points	1-0	0-0	51-33	28-25
Games decided by 11-19 points	0-0	0-0	53-22	22-9
Games decided by 20+ points	3-0	0-0	39-8	11-4

INDIVIDUAL HIGHS/LOWS

MIAMI INDIVIDUAL GAME HIGHS

Points	24, Zach Johnson vs Fresno State (11/23/18)
Field Goals Made	11, Ebuka Izundu vs Stephen F. Austin (11/13/18)
Field Goal Att.	17, Chris Lykes vs Lehigh (11/09/18)
FG Pct (min 5 made)	1.000 (5-5), Ebuka Izundu vs La Salle (11/22/18)
3-Point FG Made	4, DJ Vasiljevic vs Fresno State (11/23/18)
	4, DJ Vasiljevic vs Bethune-Cookman (11/17/18)
	4, DJ Vasiljevic vs Stephen F. Austin (11/13/18)
	4, Anthony Lawrence vs Lehigh (11/09/18)
	4, DJ Vasiljevic vs Lehigh (11/09/18)
	4, Chris Lykes vs Lehigh (11/09/18)
3-Point FG Att.	9, DJ Vasiljevic vs Bethune-Cookman (11/17/18)
Free Throws Made	8, Chris Lykes vs Lehigh (11/09/18)
Free Throw Att.	11, Zach Johnson vs Fresno State (11/23/18)
	11, Chris Lykes vs Lehigh (11/09/18)
Rebounds	19, Ebuka Izundu vs Stephen F. Austin (11/13/18)
Assists	6, Chris Lykes vs Bethune-Cookman (11/17/18)
	6, Chris Lykes vs Stephen F. Austin (11/13/18)
Steals	3, Chris Lykes vs Fresno State (11/23/18)
	3, DJ Vasiljevic vs Bethune-Cookman (11/17/18)
	3, Chris Lykes vs Stephen F. Austin (11/13/18)
	3, Ebuka Izundu vs Stephen F. Austin (11/13/18)
	3, Anthony Lawrence vs Lehigh (11/09/18)
Blocked Shots	4, Ebuka Izundu vs Stephen F. Austin (11/13/18)
Turnovers	5, Chris Lykes vs Seton Hall (11/25/18)
	5, Anthony Lawrence vs Fresno State (11/23/18)
	5, Ebuka Izundu vs La Salle (11/22/18)
Minutes	39, Chris Lykes vs Lehigh (11/09/18)

OPPONENT INDIVIDUAL GAME HIGHS

Points	29, Malik Maitland, Bethune-Cookman (11/17/18)
Field Goals Made	11, Malik Maitland, Bethune-Cookman (11/17/18)
Field Goal Att.	21, Braxton Huggins, Fresno State (11/23/18)
FG Pct (min 5 made)	1.000 (8-8), Michael Nzei, Seton Hall (11/25/18)
3-Point FG Made	5, Braxton Huggins, Fresno State (11/23/18)
	5, Malik Maitland, Bethune-Cookman (11/17/18)
3-Point FG Att.	12, Myles Powell, Seton Hall (11/25/18)
Free Throws Made	7, Deshon Taylor, Fresno State (11/23/18)
Free Throw Att.	8, Deshon Taylor, Fresno State (11/23/18)
	8, Nic Lynch, Lehigh (11/09/18)
Rebounds	15, Nate Grimes, Fresno State (11/23/18)
Assists	6, Sam Bittner, Fresno State (11/23/18)
Steals	3, Quincy McKnight, Seton Hall (11/25/18)
	3, Deshon Taylor, Fresno State (11/23/18)
	3, Cheddi Mosely, La Salle (11/22/18)
	3, Malik Maitland, Bethune-Cookman (11/17/18)
	3, Marques Wilson, Lehigh (11/09/18)
Blocked Shots	4, Nate Grimes, Fresno State (11/23/18)
Turnovers	8, Lance Tejada, Lehigh (11/09/18)

MIAMI'S LARGEST IN 2018-19

Lead.....	40 (2H) vs. Stephen F. Austin, 11/13
Deficit.....	7 (1H) vs. Bethune-Cookman, 11/17
.....	7 (2H) vs. Seton Hall, 11/25
Halftime Lead	31 vs. La Salle, 11/22
Halftime Deficit	4 vs. Fresno State, 11/23
Margin of Victory	38 vs. Stephen F. Austin, 11/13
Margin of Defeat	2 vs. Seton Hall, 11/25
Deficit in Win	7 (1H) vs. Bethune-Cookman, 11/17
Halftime Deficit in Win	4 vs. Fresno State, 11/23
Lead in Loss	6 (1H) vs. Seton Hall, 11/25
Halftime Lead in Loss	-
Most Points in First Half.....	53 vs. Stephen F. Austin, 11/13
Fewest Points in First Half.....	30 vs. Bethune-Cookman, 11/17
Opponent Most Points in 1st Half.....	45 vs. Seton Hall, 11/25
Opponent Fewest Points in 1st Half	26 vs. Lehigh, 11/9
Most Points in 2nd Half.....	48 vs. Bethune-Cookman, 11/17
Fewest Points in 2nd Half.....	36 vs. La Salle, 11/22
Opponent Most Points in 2nd Half.....	39 vs. BCU, 11/7
Opponent Fewest Points in 2nd Half.....	26 vs. SFA, 11/13

MIAMI'S MOST POINTS FROM

Turnovers.....	30 vs. SFA, 11/13
Paint	46 vs. SFA, 11/13
Second Chance	17 vs. SFA, 11/13
Fast Break	10 vs. Lehigh, 11/9 and SFA, 11/13
Bench	26 vs. La Salle, 11/22 and Fresno State, 11/23

OPPONENTS' MOST POINTS FROM

Turnovers.....	19, vs. Seton Hall, 11/25
Paint	56 vs. Seton Hall, 11/25
Second Chance	13 vs. Fresno State, 11/23
Fast Break	9 vs. Lehigh, 11/9
Bench	24 vs. SFA, 11/13

2018-19 STARTERS BY GAME

Opp.	Guard	Guard	Guard	Forward	Center
Lehigh	Lykes	Vasiljevic	Lawrence	Waardenburg	Izundu
SFA	Lykes	Vasiljevic	Lawrence	Waardenburg	Izundu
BCU	Lykes	Vasiljevic	Lawrence	Waardenburg	Izundu
La Salle	Lykes	Vasiljevic	Lawrence	Waardenburg	Izundu
Fresno	Lykes	Vasiljevic	Lawrence	Waardenburg	Izundu
Seton Hall	Lykes	Vasiljevic	Johnson	Lawrence	Izundu

THE LAST TIME ...

Player Scored 30 Points

Miami Bruce Brown (30) vs. North Carolina, 1/28/17
Opponent Joel Berry (31) at North Carolina, 2/27/18

Player Scored 35 Points

Miami Jack McClinton (35) vs. North Carolina, 3/15/09
Opponent Xavier Rathan-Mayes (35) vs. Florida State, 2/25/15

Player Scored 40 Points

Miami Darius Rice (43) vs. Connecticut, 1/20/03
Opponent Sean Singletary (41) vs. Virginia, 3/1/08

Two Players Scored 20 Points

Miami Chris Lykes (21), DJ Vasiljevic (20), vs. Bethune-Cookman, 11/17/18
Opponent Jerome Robinson (29), Ky Bowman (24), at Boston College, 2/10/18

Three Players Scored 20 Points

Miami Dwayne Colins (23), Brian Asbury (21), Jack McClinton (20) vs. Virginia Tech, 1/25/09
Opponent Travis Mays (40), Alvin Heggs (22), Lance Blanks (21), Texas, 2/22/89

Five (not 5+) Players Scored in Double Figures

Miami Chris Lykes (18), DJ Vasiljevic (15), Zach Johnson (12), Ebuka Izundu (10), Sam Waardenburg (10) vs. La Salle, 11/22/18
Opponent Justin Robinson (15), Chris Clarke (13), Ahmed Hill (12), Seth Allen (10), Zach LeDay (10) vs. Virginia Tech, 2/9/17

Six (not 6+) Players Scored in Double Figures

Miami Chris Lykes (18), Ja'Quan Newton (15), Dewan Huell (14), Lonnie Walker (13), Ebuka Izundu (12), DJ Vasiljevic (10) at North Carolina, 2/27/18
Opponent Phil Cofer (21), Braian Angola (18), CJ Walker (17), Terance Mann (14), MJ Walker (13), Christ Koumadje (13) at Florida State, 1/27/18

Seven+ Players Scored in Double Figures

Miami Sheldon McClellan (18), Ja'Quan Newton (15), James Palmer (14), Ebuka Izundu (11) Angel Rodriguez (11), Ivan Cruz Uceda (10), Anthony Lawrence Jr. (10) vs. Mississippi State 11/19/15

Player Grabbed 15 Rebounds

Miami Ebuka Izundu (19), vs. Stephen F. Austin, 11/13/18
Opponent Brice Johnson (15) vs. North Carolina, 2/20/16

Player Grabbed 20 Rebounds

Miami Reggie Johnson (20), vs. Florida Atlantic, 3/16/11
Opponent Kelly Wise (21), vs. Memphis, 12/21/00

Two Players Grabbed 10 Rebounds

Miami Dewan Huell (12) and Bruce Brown (11), vs. Louisville, 1/24/18
Opponent Luke Maye (13) and Theo Pinson (11), vs. North Carolina, 3/9/18

Three Players Grabbed 10 Rebounds

Miami Mark Richardson (11), Eric Brown (10), Joe Wylie (10) vs. FIU, 3/6/89
Opponent Matt Harpring (12), Dion Glover (10), Michael Maddox (10), Ga. Tech, 12/27/97

Player Had 10 Assists

Miami Bruce Brown (10), vs. Gardner-Webb, 11/10/17
Opponent John Gillon (11), at Syracuse, 1/4/17

Player Had 10 Blocks

Miami Anthony King (10) vs. Florida Atlantic, 11/29/04
Opponent Jarvis Varnado (10), Mississippi State, 12/13/07

Player Had a Double-Double

Miami Ebuka Izundu (22 pts, 19 reb), vs. Stephen F. Austin, 11/13/18
Opponent Theo Pinson (25 pts, 11 reb) vs. North Carolina, 3/8/18

Player Had a Triple-Double

Miami Bruce Brown (10 pts, 11 reb, 11 ast), vs. Gardner-Webb, 11/10/17
Opponent Brendan Haywood (18 pts, 14 reb, 10 blks), North Carolina, 12/4/00

Two Players Had Double-Doubles

Miami Kamari Murphy (11 pts, 13 reb) & Davon Reed (10 pts, 12 reb) vs. Buffalo, 3/17/16
Opponent Theo Pinson (25 pts, 11 ast) & Luke Maye (14 pts, 10 reb), at UNC, 2/27/18

Team Scored 100 Points

Miami 105 vs. Mississippi State, 11/19/15
Opponent 103 at Florida State, 1/27/18

Team Scored 90-99 Points

Miami 96 vs. Stephen F. Austin, 11/13/18
Opponent 96 at Wake Forest, 1/18/17

Team Scored 50 Points in a Half

Miami 53 (1st half) vs. Stephen F. Austin, 11/13/18
Opponent 50 (2nd half) vs. North Carolina, 3/9/18

Team Shot 50 Percent in Both Halves

Miami .561 (23-41) / .500 (14-28), vs. Stephen F. Austin, 11/13/18
Opponent .552 (16-29) / .536 (15-28), at North Carolina, 2/27/18

Team Shot 60 Percent in a Half

Miami .667 (16-24), first half, vs. Seton Hall, 11/25/18
Opponent .600 (15-25), first half, vs. Fresno State, 11/23/18

Team Shot 70 Percent in a Half

Miami .720 (18-25), second half, vs. Middle Tennessee, 12/25/17

Team Shot 60 Percent in a Game

Miami .600 (30-50) vs. Middle Tennessee, 12/25/17
Opponent .600 (33-55) at Florida State, 1/27/18

Team Shot Less Than 30 Percent in a Game

Miami .293 (12-41) vs. Eastern Kentucky, 12/19/14
Opponent .290 (18-62) vs. South Carolina State, 12/6/16

Team Won by 50+ Points

Miami 50 vs. Nova Southeastern (108-58), 11/16/09
Opponent 53 vs. Notre Dame (126-73), 2/22/86

Team won by 40-49 Points

Miami 49 vs. Western Carolina (92-43), 11/11/16
Opponent 41 at North Carolina (105-64), 1/31/07

Team Won by 30-39 Points

Miami 36 vs. La Salle (85-49), 11/22/18
Opponent 32 at Charlotte (95-63), 11/28/00

Overtime

Miami won in overtime 78-75 (OT) vs. Louisville, 1/24/18
Miami lost in overtime 103-94 (OT) at Florida State, 1/27/18

Rankings

Miami defeated a ranked opponent 91-88 at No. 9 North Carolina, 2/27/18
Miami lost to a ranked opponent 82-65 vs. No. 12 North Carolina, 3/9/18
Miami defeated a top 5 opponent 64-61 vs. No. 3 Virginia, 2/22/16
Miami lost to a top 5 opponent 59-50 vs. No. 1 Virginia, 2/13/18

THE LAST TIME A MIAMI FRESHMAN ...

Scored 30 Points: Bruce Brown (30), vs. North Carolina, 1/28/17

Scored 20+ Points: Lonnie Walker IV (23), at Florida State, 1/27/18

Perfect from Field (5+ att): Reggie Johnson (RS), 8-of-8, vs. Wake Forest, 3/11/10

Perfect from 3-Pt (3+ att): Anthony Lawrence, 4-of-4, vs. Notre Dame, 2/3/16

10+ Rebounds: Bruce Brown, 12, vs. George Washington, 12/22/16

10+ Assists: Bruce Brown, 10, vs. South Carolina State, 12/6/16

5-9 Assists: Chris Lykes, 5, vs. Pitt, 1/31/18

5+ Steals: Shane Larkin, 6, vs. North Carolina, 1/10/12

4+ Blocks: Raphael Akpejori, 4, McNeese State, 11/24/10

Double-Double: Bruce Brown (14 pts, 12 reb), vs. George Washington, 12/22/16

Triple-Double: Bruce Brown (11 pts, 11 reb, 10 ast), vs. South Carolina State, 12/6/16



JIM LARRAÑAGA

8TH SEASON AT MIAMI (166-80)
35TH SEASON AS HEAD COACH (636-414)

PERSONAL

Hometown Bronx, N.Y.
Born Oct. 2, 1949
Family Wife: Liz, Sons: Jay and Jon
Grandchildren: Tia, James, Jon Temple, Henry
Education Providence College, 1971, B.A. Economics
Archbishop Molloy High School, 1967

PLAYING CAREER

Geronemo Basketball Club (Belgium), 1976-77
Providence College, 1967-71
Archbishop Molloy, 1963-67

COACHING EXPERIENCE

Head Coach

2011-present Miami
1997-2011 George Mason
1986-97 Bowling Green
1977-79 American International

Assistant Coach

1979-86 Virginia
1971-76 Davidson

Player/Coach

1977 Geronemo Basketball Club (Belgium)

IN THE HISTORY BOOKS

- 11th winningest active Division I head coach (633 wins)
- 44th in wins among Division I head coaches
- 10th in career ACC road game win percentage (.500, 31-31)
- 12th in career ACC home game win percentage (.710, 44-18)
- 17th in career wins in ACC games (84)
- 21st in career wins while in ACC (163)

COACHING HONORS

AP, Naismith, Iba, Rupp Coach of the Year, 2013
NABC All-District II, 2013
USBWA District IV Coach of the Year, 2013, 2016
Clair Bee National Coach of the Year, 2006
ACC Coach of the Year, 2013, 2016
CAA Coach of the Year, 1999, 2011
MAC Coach of the Year, 1997

TEAM HONORS

18 Postseason appearances
Nine NCAA tournament appearances
1999, 2001, 2006, 2008, 2011, 2013, 2016, 2017, 2018
Three Sweet 16 appearances ('06, '13, '16), One Final Four ('06)
Eight postseason NIT appearances
1990, 1991, 1997, 2002, 2004, 2009, 2012, 2015
12 20-win seasons

NOTABLE NBA PLAYERS COACHED

Lance Blanks (UVA) Frank Booker (BGSU) Bruce Brown Jr. (UM)
Rick Carlisle (UVA) Antonio Daniels (BGSU) Jeff Jones (UVA)
Andrew Kennedy (UVA) Jeff Lamp (UVA) Shane Larkin (UM)
Lewis Latimore (UVA) Sheldon Mac (UM) Jason Miskiri (GMU)
Olden Polynice (UVA) Lee Raker (UVA) Davon Reed (UM)
Ralph Sampson (UVA) Tom Sheehy (UVA) Clinton Venable (BGSU)
Lonnie Walker IV (UM) Othell Wilson (UVA)

STUDENT-ATHLETE HONORS

At Miami

- One All-American
- One USBWA All-District IV selection
- One Basketball Times All-District
- One ACC Player of the Year
- One ACC Defensive Player of the Year
- One ACC Tournament MVP
- 14 All-ACC postseason selections
- Five ACC-All-Defensive Team selections
- One ACC All-Rookie Team selection
- Four ACC Academic Honor Roll picks
- Seven ACC Players of the Week
- One ACC Rookie of the Week
- Six ACC All-Tournament team selections
- Two NIT All-Tournament Team picks
- Two NABC Honors Court selections

Prior to Miami

- Two All-Americans
- 28 All-CAA selections
- Nine CAA All-Defensive Team picks
- Eight CAA All-Rookie Team picks
- Three Dean Ehlers Award winners (given to CAA player who best meets criteria of academic achievement, leadership and community service)
- 12 All-MAC selections
- Two MAC Freshman of Year selections
- Four MAC All-Freshman Team picks

YEAR-BY-YEAR RESULTS

Year	School	Overall		Conference	
		W-L	W-L	Finish	Postseason
1977-78	American Int'l	14-13	-	-	-
1978-79	American Int'l	13-13	-	-	-
1986-87	Bowling Green	15-14	10-6	3	-
1987-88	Bowling Green	12-16	7-9	t-5	-
1988-89	Bowling Green	13-15	6-10	t-6	-
1989-90	Bowling Green	18-11	9-7	t-3	NIT First Round (0-1)
1990-91	Bowling Green	17-13	9-7	t-4	NIT First Round (0-1)
1991-92	Bowling Green	14-15	8-8	5	-
1992-93	Bowling Green	11-16	8-10	t-6	-
1993-94	Bowling Green	18-10	12-6	t-2	-
1994-95	Bowling Green	16-11	10-8	t-5	-
1995-96	Bowling Green	14-13	9-9	t-6	-
1996-97	Bowling Green	22-10	13-5	t-1	NIT First Round (0-1)
1997-98	George Mason	9-18	6-10	6	-
1998-99	George Mason	19-11	13-3	1	NCAA First Round (0-1)
1999-00	George Mason	19-11	12-4	t-1	-
2000-01	George Mason	18-12	11-5	3	NCAA First Round (0-1)
2001-02	George Mason	19-10	13-5	2	NIT First Round (0-1)
2002-03	George Mason	16-12	11-7	4	-
2003-04	George Mason	23-10	12-6	3	NIT Third Round (2-1)
2004-05	George Mason	16-13	10-8	6	-
2005-06	George Mason	27-8	15-3	t-1	NCAA Final Four (4-1)
2006-07	George Mason	18-15	9-9	5	-
2007-08	George Mason	23-11	12-6	2	NCAA First Round (0-1)
2008-09	George Mason	22-11	13-5	2	NIT First Round (0-1)
2009-10	George Mason	17-15	12-6	4	CIT First Round (0-1)
2010-11	George Mason	27-7	16-2	1	NCAA Second Round (1-1)
2011-12	Miami	20-13	9-7	t-4	NIT Second Round (1-1)
2012-13	Miami	29-7	15-3	1	NCAA Sweet 16 (2-1)
2013-14	Miami	17-16	7-11	10	-
2014-15	Miami	25-13	10-8	6	NIT Finals (4-1)
2015-16	Miami	27-8	13-5	t-2	NCAA Sweet 16 (2-1)
2016-17	Miami	21-12	10-8	t-7	NCAA First Round (0-1)
2017-18	Miami	22-10	11-7	t-3	NCAA First Round (0-1)
2018-19	Miami	5-1	0-0	-	-
	Overall	636-414	341-213		9 NCAA, 8 NIT, 1 CIT

2 years	American Int'l	27-26 (.509)
11 years	Bowling Green	170-144 (.541)
14 years	George Mason	273-164 (.625)
8 years	Miami	166-80 (.675)
35 years		636-414 (.606)

2018-19 Miami Men's Basketball
Miami Combined Team Statistics (as of Nov 26, 2018)
All games

RECORD:	OVERALL	HOME	AWAY	NEUTRAL
ALL GAMES	5-1	3-0	0-0	2-1
CONFERENCE	0-0	0-0	0-0	0-0
NON-CONFERENCE	5-1	3-0	0-0	2-1

#	Player	gp-gs	min	avg	Total		3-Point		F-Throw		Rebounds			pf	dq	a	to	blk	stl	pts	avg	
					fg-fga	fg%	3fg-fga	3fg%	ft-fga	ft%	off	def	tot									
00	Chris Lykes	6-6	204	34.0	37-81	.457	14-35	.400	28-35	.800	1	18	19	3.2	16	0	20	17	0	14	116	19.3
01	DJ Vasiljevic	6-6	188	31.3	26-57	.456	21-40	.525	15-15	1.000	4	25	29	4.8	9	0	13	9	0	3	88	14.7
05	Zach Johnson	6-1	177	29.5	26-58	.448	8-21	.381	23-35	.657	3	12	15	2.5	9	0	17	10	1	6	83	13.8
03	Anthony Lawrence	6-6	198	33.0	30-61	.492	7-26	.269	13-15	.867	4	32	36	6.0	12	0	14	18	7	10	80	13.3
15	Ebuka Izundu	6-6	152	25.3	27-38	.711	1-1	1.000	13-20	.650	22	29	51	8.5	22	2	8	11	14	4	68	11.3
21	Sam Waardenburg	6-5	164	27.3	15-38	.395	2-11	.182	10-15	.667	6	20	26	4.3	10	0	10	7	1	4	42	7.0
22	Deng Gak	6-0	84	14.0	7-19	.368	0-1	.000	0-4	.000	12	12	24	4.0	12	0	4	2	7	1	14	2.3
02	Willie Herenton	3-0	4	1.3	1-1	1.000	1-1	1.000	2-2	1.000	0	0	0	0.0	0	0	0	0	0	0	5	1.7
13	Anthony Mack	3-0	28	9.3	2-9	.222	1-6	.167	0-0	.000	0	0	0	0.0	5	0	1	2	0	1	5	1.7
10	Dominic Proctor	1-0	1	1.0	0-0	.000	0-0	.000	0-0	.000	0	0	0	0.0	0	0	0	0	0	0	0	0.0
Team											9	12	21									
Total.....		6	1200		171-362	.472	55-142	.387	104-141	.738	61	160	221	36.8	95	2	87	76	30	43	501	83.5
Opponents.....		6	1197		154-364	.423	35-123	.285	55-82	.671	66	153	219	36.5	132	5	66	103	22	30	398	66.3

TEAM STATISTICS

	UM	OPP
SCORING	501	398
Points per game	83.5	66.3
Scoring margin	+17.2	-
FIELD GOALS-ATT	171-362	154-364
Field goal pct	.472	.423
3 POINT FG-ATT	55-142	35-123
3-point FG pct	.387	.285
3-pt FG made per game	9.2	5.8
FREE THROWS-ATT	104-141	55-82
Free throw pct	.738	.671
F-Throws made per game	17.3	9.2
REBOUNDS	221	219
Rebounds per game	36.8	36.5
Rebounding margin	+0.3	-
ASSISTS	87	66
Assists per game	14.5	11.0
TURNOVERS	76	103
Turnovers per game	12.7	17.2
Turnover margin	+4.5	-
Assist/turnover ratio	1.1	0.6
STEALS	43	30
Steals per game	7.2	5.0
BLOCKS	30	22
Blocks per game	5.0	3.7
ATTENDANCE	19187	3361
Home games-Avg/Game	3-6396	0-0
Neutral site-Avg/Game	-	3-1120

Date	Opponent		Score	Att.
11/09/18	LEHIGH	w	83-62	6799
11/13/18	STEPHEN F. AUSTIN	w	96-58	6066
11/17/18	BETHUNE-COOKMAN	w	78-70	6322
1 11/22/18	vs La Salle	w	85-49	866
1 11/23/18	vs Fresno State	w	78-76	906
1 11/25/18	vs Seton Hall	L	81-83	1589

* = Conference game
1 = Wooden Legacy, Fullerton, Calif.
2 = ACC/Big Ten Challenge
3 = Hoophall Miami Invitational, Miami, Fla.

Score by Periods	1st	2nd	Totals
Miami	252	249	501
Opponents	193	205	398

2018-19 Miami Men's Basketball
Miami Combined Team Statistics (as of Nov 26, 2018)
WOODEN LEGACY

RECORD:	OVERALL	HOME	AWAY	NEUTRAL
ALL GAMES	2-1	0-0	0-0	2-1
CONFERENCE	0-0	0-0	0-0	0-0
NON-CONFERENCE	2-1	0-0	0-0	2-1

#	Player	gp-gs	min	avg	Total		3-Point		F-Throw		Rebounds				pf	dq	a	to	blk	stl	pts	avg
					fg-fga	fg%	3fg-fga	3fg%	ft-fa	ft%	off	def	tot	avg								
05	Zach Johnson	3-1	98	32.7	16-31	.516	4-10	.400	18-24	.750	1	8	9	3.0	5	0	10	3	0	3	54	18.0
00	Chris Lykes	3-3	101	33.7	18-36	.500	5-14	.357	12-14	.857	0	10	10	3.3	9	0	4	12	0	7	53	17.7
01	DJ Vasiljevic	3-3	100	33.3	12-26	.462	9-17	.529	2-2	1.000	1	16	17	5.7	2	0	9	4	0	0	35	11.7
15	Ebuka Izundu	3-3	65	21.7	11-12	.917	1-1	1.000	8-11	.727	4	15	19	6.3	13	1	3	7	4	1	31	10.3
03	Anthony Lawrence	3-3	95	31.7	13-29	.448	0-10	.000	4-5	.800	1	11	12	4.0	9	0	7	13	3	4	30	10.0
21	Sam Waardenburg	3-2	76	25.3	7-19	.368	1-6	.167	6-9	.667	2	11	13	4.3	3	0	2	4	1	2	21	7.0
02	Willie Herenton	1-0	2	2.0	1-1	1.000	1-1	1.000	2-2	1.000	0	0	0	0.0	0	0	0	0	0	0	5	5.0
22	Deng Gak	3-0	42	14.0	5-8	.625	0-0	.000	0-0	.000	6	5	11	3.7	7	0	2	1	1	0	10	3.3
13	Anthony Mack	2-0	20	10.0	2-5	.400	1-2	.500	0-0	.000	0	0	0	0.0	4	0	1	2	0	1	5	2.5
10	Dominic Proctor	1-0	1	1.0	0-0	.000	0-0	.000	0-0	.000	0	0	0	0.0	0	0	0	0	0	0	0	0.0
Team											2	4	6									
Total.....		3	600		85-167	.509	22-61	.361	52-67	.776	17	80	97	32.3	52	1	38	46	9	18	244	81.3
Opponents.....		3	600		82-183	.448	17-71	.239	27-41	.659	28	73	101	33.7	68	2	40	53	9	15	208	69.3

TEAM STATISTICS

	UM	OPP
SCORING	244	208
Points per game	81.3	69.3
Scoring margin	+12.0	-
FIELD GOALS-ATT	85-167	82-183
Field goal pct	.509	.448
3 POINT FG-ATT	22-61	17-71
3-point FG pct	.361	.239
3-pt FG made per game	7.3	5.7
FREE THROWS-ATT	52-67	27-41
Free throw pct	.776	.659
F-Throws made per game	17.3	9.0
REBOUNDS	97	101
Rebounds per game	32.3	33.7
Rebounding margin	-1.3	-
ASSISTS	38	40
Assists per game	12.7	13.3
TURNOVERS	46	53
Turnovers per game	15.3	17.7
Turnover margin	+2.3	-
Assist/turnover ratio	0.8	0.8
STEALS	18	15
Steals per game	6.0	5.0
BLOCKS	9	9
Blocks per game	3.0	3.0
ATTENDANCE	0	3361
Home games-Avg/Game	0-0	0-0
Neutral site-Avg/Game	-	3-1120

	Date	Opponent		Score	Att.
1	11/22/18	vs La Salle	W	85-49	866
1	11/23/18	vs Fresno State	W	78-76	906
1	11/25/18	vs Seton Hall	L	81-83	1589

* = Conference game
1 = Wooden Legacy, Fullerton, Calif.
2 = ACC/Big Ten Challenge
3 = Hoophall Miami Invitational, Miami, Fla.

Score by Periods	1st	2nd	Totals
Miami	131	113	244
Opponents	104	104	208

2018-19 Miami Men's Basketball
Miami Game-by-Game Highs (as of Nov 24, 2018)
All games

Opponent	Date	Score	Points	Rebounds	Assists	Steals	Blocked shots
LEHIGH	11/09/18	83-62	22-Chris Lykes	12-Anthony Lawrence	4-Chris Lykes	3-Anthony Lawrence	3-Deng Gak Ebuka Izundu Anthony Lawrence
STEPHEN F. AUSTIN	11/13/18	96-58	22-Ebuka Izundu	19-Ebuka Izundu	6-Chris Lykes	3-Ebuka Izundu Chris Lykes	4-Ebuka Izundu
BETHUNE-COOKMAN	11/17/18	78-70	21-Chris Lykes	9-Anthony Lawrence	6-Chris Lykes	3-DJ Vasiljevic	3-Ebuka Izundu
vs La Salle	11/22/18	85-49	18-Chris Lykes	8-Ebuka Izundu	5-Zach Johnson	2-Chris Lykes Anthony Lawrence	2-Anthony Lawrence
vs Fresno State	11/23/18	78-76	24-Zach Johnson	6-Ebuka Izundu	3-Zach Johnson Anthony Lawrence	3-Chris Lykes	1-Ebuka Izundu
vs Seton Hall	11/25/18	81-83	18-Chris Lykes Zach Johnson	5-Ebuka Izundu Sam Waardenburg DJ Vasiljevic	5-DJ Vasiljevic	2-Chris Lykes	2-Ebuka Izundu

Miami Points-Rebounds-Assists (as of Nov 24, 2018)
All games

Opponent	Date	Score		00	01	02	03	05	10	13
				LYKES,CHRI	VASILJEVIC	HERENTON,W	LAWRENCE,A	JOHNSON,ZA	PROCTOR,DO	MACK,ANTHO
LEHIGH	11/09/18	83-62	w	22-5-4	16-3-2	0-0-0	19-12-2	5-0-3	DNP	0-0-0
STEPHEN F. AUSTIN	11/13/18	96-58	w	20-2-6	17-4-0	0-0-0	18-3-3	15-3-4	DNP	DNP
BETHUNE-COOKMAN	11/17/18	78-70	w	21-2-6	20-5-2	DNP	13-9-2	9-3-0	DNP	DNP
vs La Salle	11/22/18	85-49	w	18-1-0	15-7-3	5-0-0	6-5-3	12-4-5	0-0-0	5-0-0
vs Fresno State	11/23/18	78-76	w	17-5-2	12-5-1	DNP	7-5-3	24-2-3	DNP	0-0-1
vs Seton Hall	11/25/18	81-83	L	18-4-2	8-5-5	DNP	17-2-1	18-3-2	DNP	DNP

Opponent	Date	Score		15	21	22
				IZUNDU,EBU	WAARDENBUR	GAK,DENG
LEHIGH	11/09/18	83-62	w	10-9-1	11-5-2	0-6-1
STEPHEN F. AUSTIN	11/13/18	96-58	w	22-19-3	2-4-5	2-4-1
BETHUNE-COOKMAN	11/17/18	78-70	w	5-4-1	8-4-1	2-3-0
vs La Salle	11/22/18	85-49	w	10-8-1	10-4-2	4-7-1
vs Fresno State	11/23/18	78-76	w	10-6-1	6-4-0	2-1-1
vs Seton Hall	11/25/18	81-83	L	11-5-1	5-5-0	4-3-0

Miami Team Game-by-Game Comparison (as of Nov 24, 2018)
All games

Opponent	1st	2nd	Score	Mar	Total FG	FG Pct	3-Pointers	3FG Pct	Free Throws	FT Pct	Rebounds	Assist	T/Over	Block	Steal	Fouls
LEHIGH	38/26	45/36	83-62	+21	23-61/21-61	.377/.344	14-32/8-21	.438/.381	23-32/12-21	.719/.571	45/44 +1	15/6	11/18	9/4	8/5	17/24
STEPHEN F. AUSTIN	53/32	43/26	96-58	+38	37-69/24-61	.536/.393	11-23/4-13	.478/.308	11-18/6-7	.611/.857	41/34 +7	22/8	8/18	6/4	10/5	11/15
BETHUNE-COOKMAN	30/31	48/39	78-70	+8	26-65/27-59	.400/.458	8-26/6-18	.308/.333	18-24/10-13	.750/.769	38/40 (2)	12/12	11/14	6/5	7/5	15/25
La Salle	49/18	36/31	85-49	+36	30-55/21-60	.545/.350	8-19/2-25	.421/.080	17-21/5-9	.810/.556	39/28 +11	15/9	19/20	4/3	7/6	14/22
Fresno State	37/41	41/35	78-76	+2	25-57/27-58	.439/.466	7-22/9-23	.318/.391	21-28/13-18	.750/.722	29/43 (14)	12/16	11/20	1/5	7/4	20/25
Seton Hall	45/45	36/38	81-83	(2)	30-55/34-65	.545/.523	7-20/6-23	.350/.261	14-18/9-14	.778/.643	29/30 (1)	11/15	16/13	4/1	4/5	18/21

Note: Game totals are displayed in the format TEAM/OPPONENT for each category

Official Basketball Box Score -- Game Totals -- Final Statistics
Lehigh vs Miami
11/09/18 7:00 pm at Coral Gables, FL (Watsco Center)

Lehigh 62 - 1-1

Table with columns: # Player, FG-FGA, 3-Ptr, FT-FTA, Rebounds (Off, Def, Tot), PF, TP, A TO Blk, Stl, Min. Includes totals and percentage statistics.

Miami 83 - 1-0

Table with columns: # Player, FG-FGA, 3-Ptr, FT-FTA, Rebounds (Off, Def, Tot), PF, TP, A TO Blk, Stl, Min. Includes totals and percentage statistics.

Officials: Jeff Clark, Jemel Spearman, Anthony Franklin
Technical fouls: Lehigh-None. Miami-None.
Attendance: 6799

Score by periods table with columns: 1st, 2nd, Total. Includes points, in paint, off T/O, 2nd chance, fast break, bench.

Last FG - LEHIGH 2nd-00:13, UM 2nd-01:26.
Largest lead - LEHIGH by 2 1st-19:14, UM by 24 2nd-01:26.
LEHIGH led for 00:10. UM led for 39:04. Game was tied for 00:46.

Official Basketball Box Score -- Game Totals -- Final Statistics
Stephen F. Austin vs Miami
11/13/18 7:00 pm at Coral Gables, FL (Watsco Center)

Stephen F. Austin 58 - 2-1

Table with columns: # Player, FG-FGA, 3-Ptr, FT-FTA, Rebounds (Off, Def, Tot), PF, TP, A TO Blk, Stl, Min. Includes totals and percentage statistics.

Miami 96 - 2-0

Table with columns: # Player, FG-FGA, 3-Ptr, FT-FTA, Rebounds (Off, Def, Tot), PF, TP, A TO Blk, Stl, Min. Includes totals and percentage statistics.

Officials: Ted Valentine, Jamie Luckie, Jeb Hartness
Technical fouls: Stephen F. Austin-None. Miami-None.
Attendance: 6066

Score by periods table with columns: 1st, 2nd, Total. Includes points, in paint, off T/O, 2nd chance, fast break, bench.

Last FG - SFA 2nd-00:14, UM 2nd-00:33.
Largest lead - SFA None, UM by 40 2nd-00:33.
SFA led for 00:00. UM led for 38:04. Game was tied for 01:56.

Official Basketball Box Score -- Game Totals -- Final Statistics
Bethune-Cookman vs Miami
11/17/18 2:00 pm at Coral Gables, FL (Watsco Center)

Bethune-Cookman 70 - 2-3

Table with columns: # Player, FG-FGA, 3-Ptr, FT-FTA, Rebounds (Off, Def, Tot), PF, TP, A TO Blk, Stl, Min. Includes totals and percentage statistics.

Miami 78 - 3-0

Table with columns: # Player, FG-FGA, 3-Ptr, FT-FTA, Rebounds (Off, Def, Tot), PF, TP, A TO Blk, Stl, Min. Includes totals and percentage statistics.

Officials: Mike Roberts, Mark Schnur, Bill Covington Jr
Technical fouls: Bethune-Cookman-Shawntrez Davis; Cletrell Pope. Miami-None.
Attendance: 6322

Score by periods table with columns: 1st, 2nd, Total. Includes points, in paint, off T/O, 2nd chance, fast break, bench.

Last FG - BCU 2nd-01:24, UM 2nd-00:33.
Largest lead - BCU by 2 1st-15:55, UM by 11 2nd-16:12.
BCU led for 01:20. UM led for 20:26. Game was tied for 18:14.

Official Basketball Box Score -- Game Totals -- Final Statistics
La Salle vs Miami
11/22/18 11:30 am at Titan Gym

La Salle 49 - 0-5

Table with columns: # Player, FG-FGA, 3-Ptr, FT-FTA, Rebounds (Off, Def, Tot), PF, TP, A TO Blk, Stl, Min. Includes totals and percentage statistics.

Miami 85 - 4-0

Table with columns: # Player, FG-FGA, 3-Ptr, FT-FTA, Rebounds (Off, Def, Tot), PF, TP, A TO Blk, Stl, Min. Includes totals and percentage statistics.

Officials: Chris Rastatter, Ed Crenshaw, Tommy Short
Technical fouls: La Salle-TEAM. Miami-None.
Attendance: 866

Score by periods table with columns: 1st, 2nd, Total. Includes points, in paint, off T/O, 2nd chance, fast break, bench.

Last FG - LAS 2nd-04:49, UM 2nd-00:25.
Largest lead - LAS by 2 1st-19:40, UM by 36 2nd-00:25.
LAS led for 02:04. UM led for 37:17. Game was tied for 00:39.

Official Basketball Box Score -- Game Totals -- Final Statistics

Miami vs Fresno State
11/23/18 11:00 am at Titan Gym

Miami 78 • 5-0

#	Player	Total		3-Ptr		Rebounds			PF	TP	A	TO	Blk	Stl	Min
		FG-FGA	FG-FGA	FT-FTA	Off	Def	Tot								
21	Sam Waardenburg	f	1-5	0-2	4-5	1	3	4	2	6	0	0	0	1	24
15	Ebuka Izundu	c	3-3	0-0	4-5	1	5	6	5	10	1	0	1	0	21
00	Chris Lykes	g	6-16	2-8	3-4	0	5	5	3	17	2	4	0	3	35
01	DJ Vasiljevic	g	4-10	4-7	0-0	1	4	5	2	12	1	2	0	0	38
03	Anthony Lawrence	g	2-5	0-1	3-3	1	4	5	3	7	3	5	0	1	31
05	Zach Johnson	g	8-16	1-4	7-11	1	1	2	3	24	3	0	0	2	34
13	Anthony Mack	g	0-1	0-0	0-0	0	0	0	1	0	1	0	0	0	5
22	Deng Gak	g	1-1	0-0	0-0	1	0	1	1	2	1	0	0	0	12
Team						1	0	1							
Totals			25-57	7-22	21-28	7	22	29	20	78	12	11	1	7	200

FG % 1st Half: 13-31 41.9% 2nd half: 12-26 46.2% Game: 25-57 43.9% Deadball Rebounds 2
 3FG % 1st Half: 4-12 33.3% 2nd half: 3-10 30.0% Game: 7-22 31.8%
 FT % 1st Half: 7-9 77.8% 2nd half: 14-19 73.7% Game: 21-28 75.0%

Fresno State 76 • 2-2

#	Player	Total		3-Ptr		Rebounds			PF	TP	A	TO	Blk	Stl	Min
		FG-FGA	FG-FGA	FT-FTA	Off	Def	Tot								
20	BITTNER, Sam	f	2-4	0-2	0-0	3	2	5	3	4	6	0	0	0	33
32	GRIMES, Nate	f	4-9	0-0	1-2	5	10	15	2	9	1	1	4	0	27
00	WILLIAMS, New	g	3-7	2-4	0-0	1	4	5	4	8	0	3	1	1	30
04	HUGGINS, Braxton	g	10-21	5-10	3-4	1	3	4	5	28	0	2	0	0	31
21	TAYLOR, Deshon	g	8-14	2-6	7-8	0	2	2	4	25	3	6	0	3	32
03	McWILLIAMS, Johnny	g	0-0	0-0	0-0	0	1	1	1	0	1	0	0	0	3
11	GRAY, Christian	g	0-1	0-0	2-4	0	1	1	2	2	0	1	0	0	10
13	AGAU, Aguir	g	0-0	0-0	0-0	0	0	0	1	0	0	2	0	0	3
35	ROJAS, Lazaro	g	0-0	0-0	0-0	0	0	0	0	0	0	1	0	0	3
55	BLACKWELL, Noah	g	0-2	0-1	0-0	0	3	3	3	0	5	4	0	0	28
Team						3	4	7							
Totals			27-58	9-23	13-18	13	30	43	25	76	16	20	5	4	200

FG % 1st Half: 15-25 60.0% 2nd half: 12-33 36.4% Game: 27-58 46.6% Deadball Rebounds 1
 3FG % 1st Half: 4-9 44.4% 2nd half: 5-14 35.7% Game: 9-23 39.1%
 FT % 1st Half: 7-10 70.0% 2nd half: 6-8 75.0% Game: 13-18 72.2%

Officials: Mike Greenstein, Kevin Brill, Rick Batsell
 Technical fouls: Miami-None, Fresno State-None.
 Attendance: 906

Score by periods	1st	2nd	Total
Miami	37	41	78
Fresno State	41	35	76

Last FG - UM 2nd-00:01, FS 2nd-02:33.
 Largest lead - UM by 6 2nd-16:43, FS by 5 1st-17:51.
 UM led for 15:39, FS led for 17:00. Game was tied for 07:21.

Score tied - 12 times.
 Lead changed - 11 times.

Official Basketball Box Score -- Game Totals -- Final Statistics

Miami vs Seton Hall
11/25/18 7:30 pm at Titan Gym

Miami 81 • 5-1

#	Player	Total		3-Ptr		Rebounds			PF	TP	A	TO	Blk	Stl	Min
		FG-FGA	FG-FGA	FT-FTA	Off	Def	Tot								
15	Ebuka Izundu	c	3-4	1-1	4-6	1	4	5	4	11	1	2	2	0	21
00	Chris Lykes	g	7-13	2-5	2-2	0	4	4	4	18	2	5	0	2	37
01	DJ Vasiljevic	g	3-8	2-5	0-0	0	5	5	0	8	5	0	0	0	34
03	Anthony Lawrence	g	8-16	0-5	1-2	0	2	2	4	17	1	4	1	1	32
05	Zach Johnson	g	5-7	2-3	6-6	0	3	3	2	18	2	2	0	0	37
21	Sam Waardenburg	g	2-4	0-1	1-2	0	5	5	1	5	0	2	0	1	24
22	Deng Gak	g	2-3	0-0	0-0	2	1	3	3	4	0	1	1	0	15
Team						1	1	2							
Totals			30-55	7-20	14-18	4	25	29	18	81	11	16	4	4	200

FG % 1st Half: 16-24 66.7% 2nd half: 14-31 45.2% Game: 30-55 54.5% Deadball Rebounds 2
 3FG % 1st Half: 3-8 37.5% 2nd half: 4-12 33.3% Game: 7-20 35.0%
 FT % 1st Half: 10-12 83.3% 2nd half: 4-6 66.7% Game: 14-18 77.8%

Seton Hall 83 • 4-2

#	Player	Total		3-Ptr		Rebounds			PF	TP	A	TO	Blk	Stl	Min
		FG-FGA	FG-FGA	FT-FTA	Off	Def	Tot								
01	NZEI, Michael	f	8-8	0-0	5-7	1	3	4	2	21	0	0	0	0	33
23	MAMUKELASHVILI, S.	f	4-12	1-4	0-0	0	5	5	2	9	3	0	1	1	30
00	McKNIGHT, Quincy	g	7-9	1-1	1-2	1	3	4	3	16	5	1	0	3	33
13	POWELL, Myles	g	6-15	4-12	1-1	1	2	3	2	17	2	4	0	0	37
22	CALE, Myles	g	1-4	0-2	1-2	0	5	5	3	3	1	1	0	0	14
02	NELSON, Anthony	g	0-0	0-0	0-0	0	0	0	3	0	2	4	0	0	5
14	RHODEN, Jared	g	4-7	0-2	0-0	2	2	4	2	8	1	1	0	1	24
15	THOMPSON, Taurean	g	3-8	0-1	1-2	1	1	2	2	7	1	1	0	0	14
33	REYNOLDS, Shavar	g	0-1	0-1	0-0	0	1	1	1	0	0	1	0	0	7
35	GILL, Romaro	g	1-1	0-0	0-0	0	0	0	1	2	0	0	0	0	3
Team						1	1	2							
Totals			34-65	6-23	9-14	7	23	30	21	83	15	13	1	5	200

FG % 1st Half: 19-33 57.6% 2nd half: 15-32 46.9% Game: 34-65 52.3% Deadball Rebounds 3
 3FG % 1st Half: 3-11 27.3% 2nd half: 3-12 25.0% Game: 6-23 26.1%
 FT % 1st Half: 4-7 57.1% 2nd half: 5-7 71.4% Game: 9-14 64.3%

Officials: Michael Irving, Chris Rastatter, Mike Greenstein
 Technical fouls: Miami-None, Seton Hall-None.
 Attendance: 1589

Score by periods	1st	2nd	Total
Miami	45	36	81
Seton Hall	45	38	83

	In	Off	2nd	Fast	Bench
Points	Paint	T/O	Chance	Break	Bench
UM	34	15	5	4	9
HALL	56	19	9	5	17

Last FG - UM 2nd-03:23, HALL 2nd-04:48.
 Largest lead - UM by 6 1st-12:18, HALL by 7 2nd-06:22.
 UM led for 12:29, HALL led for 20:37. Game was tied for 06:47.

Score tied - 12 times.
 Lead changed - 16 times.



22 DENG GAK

R-Fr. • 6-10 • 211 • Forward
 Sydney, Australia
 Blair Academy (N.J.)

2018-19 HIGHLIGHTS

- Has played at least 11 minutes in each game
- Scored first college points in win over Stephen F. Austin (11/13)
- Recorded six rebounds and three blocks in 14 minutes of action in his Miami debut against Lehigh (11/9)


2018-19 GAME-BY-GAME

	GS	Min	FG	Pct	3FG	Pct	FT	Pct	O-D-T	Avg	PF	FO	A	TO	Blk	Stl	Pts	Avg
Lehigh	14	0-3	.000	0-1	.000	0-2	.000	1-5-6	6.0	3	0	1	0	3	0	0	0.0	
Stephen F. Austin	17	1-6	.167	0-0	.000	0-2	.000	3-1-4	5.0	2	0	1	0	1	1	2	1.0	
Bethune-Cookman	11	1-2	.500	0-0	.000	0-0	.000	2-1-3	4.3	0	0	0	1	2	0	2	1.3	
vs La Salle	15	2-4	.500	0-0	.000	0-0	.000	3-4-7	5.0	3	0	1	0	0	0	4	2.0	
vs Fresno State	12	1-1	1.000	0-0	.000	0-0	.000	1-0-1	4.2	1	0	1	0	0	0	2	2.0	
vs Seton Hall	15	2-3	.667	0-0	.000	0-0	.000	2-1-3	4.0	3	0	0	1	1	0	4	2.3	

CAREER HIGHS

- Points**
Career: 4 2x, last vs. Seton Hall, 11/25/18
ACC: -
- Rebounds**
Career: 7 vs. La Salle, 11/25/18
ACC: -
- Assists**
Career: 1 4x, last vs. Fresno St., 11/25/18
ACC: -
- Steals**
Career: 1 Stephen F. Austin, 11/13/18
ACC: -
- Blocked Shots**
Career: 3 Lehigh, 11/9/18
ACC: -
- Field Goals**
Career: 2 2x, last vs. Seton Hall, 11/25/18
ACC: -
- Field-Goal Attempts**
Career: 6 Stephen F. Austin, 11/13/18
ACC: -
- Free Throws**
Career: -
ACC: -
- Free-Throw Attempts**
Career: 2 2x, last vs. SFA, 11/13/18
ACC: -
- 3-Point Field Goals**
Career: -
ACC: -
- 3-Point Field-Goal Attempts**
Career: 1 Lehigh, 11/9/18
ACC: -
- Minutes**
Career: 17 Stephen F. Austin, 11/13/18
ACC: -

GAK'S CAREER STATISTICS										3-Point				Free Throws			Rebounds				Scoring				
Season	GP	GS	Min.	Avg.	FG	FGA	Pct.	FG	FGA	Pct.	FT	FTA	Pct.	Off.	Def.	Tot.	Avg.	PF	FO	Ast.	TO	Blk	Stl	Pts.	Avg.
2018-19	6	0	84	14.0	7	19	.368	0	1	.000	0	4	.000	12	12	24	4.0	12	0	4	2	7	1	14	2.3
TOTAL	6	0	84	14.0	7	19	.368	0	1	.000	0	4	.000	12	12	24	4.0	12	0	4	2	7	1	14	2.3



20 DEWAN HERNANDEZ

Jr. • 6-11 • 235 • Forward
 Miami, Florida
 Miami Norland HS

2018-19 HIGHLIGHTS

- Withheld from competition to start season as the University and NCAA review his eligibility
- Named to Kareem Abdul-Jabbar Award Watch List (one of 20 candidates), presented to nation's top center
- Legally changed last name from Huell to Hernandez in October to honor his mother, Christina Hernandez

2017-18				2016-17			
Opponent	P	R	A	Opponent	P	R	A
Gard-Webb	14	8	2	WCU	13	7	1
Navy	14	10	1	at N. Florida	15	8	0
Florida A&M	10	5	0	Penn	11	5	0
vs. La Salle	16	7	0	vs Stanford	3	3	0
N. Florida	13	6	0	vs Iowa State	5	6	0
at Minnesota	23	2	0	vs Florida	10	6	1
vs. Princeton	9	1	0	Rutgers	14	7	0
Boston U.	6	6	1	vs Wofford	2	1	0
at GW	15	12	0	SC State	5	3	0
at Hawai'i	16	6	0	FAU	9	10	0
vs. NMSU	10	9	1	GW	2	1	0
vs. MTSU	21	3	0	Columbia	4	1	0
at Pitt	8	7	0	NC State	0	0	1
at Ga. Tech	13	8	1	at Syracuse	6	3	1
FSU	20	8	1	Notre Dame	2	0	0
at Clemson	10	7	2	at Pittsburgh	4	3	0
Duke	18	13	1	at Wake Forest	9	8	0
at NC State	8	2	0	at Duke	7	3	0
Louisville.	18	12	0	Boston Coll.	8	3	1
at FSU	8	6	0	North Carolina	5	1	0
Pittsburgh	11	6	1	Florida State	7	1	0
at Va. Tech	3	4	0	at NC State	3	2	0
Wake Forest	10	10	0	Virginia Tech	3	5	0
at BC	2	4	1	at Louisville	4	3	1
Virginia	0	3	0	Georgia Tech	13	2	0
Syracuse	7	10	0	Clemson	6	1	0
at ND	7	3	0	at Virginia	1	1	0
BC	16	9	2	Duke	2	1	0
at UNC	14	8	0	at Va Tech	0	1	0
Va. Tech	9	4	0	vs Florida St.	5	2	0
vs. UNC	5	7	0	vs Syracuse	DNP		
vs. Loyola	11	7	1	vs UNC	1	1	0
				vs Michigan St.	8	0	0

SEASON/CAREER HIGHS

Points
 Season: –
 Career: 23 at Minnesota, 11/29/17
 ACC: 20 Florida State, 1/7/18

Rebounds
 Season: –
 Career: 13 Duke, 1/15/18
 ACC: 13 Duke, 1/15/18

Assists
 Season: –
 Career: 2 3x, last vs. BC, 2/24/18
 ACC: 2 2x, last vs. BC, 2/24/18

Steals
 Season: –
 Career: 2 4x, last at Florida St., 1/27/18
 ACC: 2 2x, last at Florida St., 1/27/18

Blocked Shots
 Season: –
 Career: 3 2x, last vs. Boston U., 12/5/17
 ACC: 3 Virginia Tech, 2/8/17

Field Goals
 Season: –
 Career: 10 at Minnesota, 11/29/17
 ACC: 8 2x, last vs. Duke, 1/15/18

Field-Goal Attempts
 Season: –
 Career: 16 2x, last vs. Duke, 1/15/18
 ACC: 16 Duke, 1/15/18

Free Throws
 Season: –
 Career: 7 Middle Tennessee, 12/25/17
 ACC: 5 2x, last at Georgia Tech, 1/3/18

Free-Throw Attempts
 Season: –
 Career: 8 Middle Tennessee, 12/25/17
 ACC: 7 Florida State, 1/7/18

3-Point Field Goals
 Season: –
 Career: –
 ACC: –

3-Point Field-Goal Attempts
 Season: –
 Career: 1 5x, last vs. Duke, 1/15/18
 ACC: 1 4x, last vs. Duke, 1/15/18

Minutes
 Season: –
 Career: 36 at Florida State, 1/27/18
 ACC: 36 at Florida State, 1/27/18

CAREER DOUBLE-DOUBLES

15p, 12r at George Washington, 12/16/17
 14p, 10r vs. Navy, 11/12/17
 18p, 13r vs. Duke, 1/15/18
 18p, 12r vs. Louisville, 1/24/18
 10p, 10r vs. Wake Forest, 2/7/18

HERNANDEZ'S CAREER STATISTICS											3-Point				Free Throws				-----Rebounds-----				Scoring			
Season	GP	GS	Min.	Avg.	FG	FGA	Pct.	FG	FGA	Pct.	FT	FTA	Pct.	Off.	Def.	Tot.	Avg.	PF	FO	Ast.	TO	Blk	Stl	Pts.	Avg.	
2016-17	32	15	557	17.4	77	145	.531	0	2	.000	33	51	.647	45	54	99	3.1	61	0	6	30	25	13	187	5.8	
2017-18	32	32	825	25.8	147	255	.576	0	3	.000	71	103	.689	65	148	213	6.7	60	0	14	44	31	16	365	11.4	
2018-19	–																									
TOTAL	64	47	1382	21.6	224	400	.560	0	5	.000	104	154	.675	110	202	312	4.9	121	0	20	74	56	29	552	8.6	



15 EBUKA IZUNDU

Sr. • 6-10 • 232 • Center
Charlotte, North Carolina / Lagos, Nigeria
Victory Christian Center

2018-19 HIGHLIGHTS

- Averaged 10.3 ppg and 6.3 rpg in three games at Wooden Legacy; scored in double figures in each game
- Had career night against Stephen F. Austin (11/13), recording career highs in points (22), rebounds (19), blocks (four) and assists (three). He also tied a career best with three steals.
- It was the most rebounds by a UM player since Reggie Johnson piled up 20 boards on March 16, 2011, against FAU.
- Just missed double-double in opener with 10 points, nine rebounds against Lehigh (11/9)

2017-18				2016-17				2015-16			
Opponent	P	R	A	Opponent	P	R	A	Opponent	P	R	A
Gard-Webb	14	10	1	WCU	13	7	1	UTRGV	0	0	0
Navy	12	4	2	at N. Florida	15	8	0	Louisiana	0	0	0
Florida A&M	4	6	0	vs Stanford	0	3	0	vs. Miss. St.	11	7	0
vs. La Salle	3	2	0	vs Iowa State	0	3	0	vs. Utah	4	3	1
N. Florida	5	7	0	vs Florida	0	0	0	Charlotte	0	0	1
at Minnesota	0	3	1	Rutgers	4	2	0	Florida	0	1	0
vs. Princeton	6	4	0	vs Wofford	9	5	0	Charleston	1	0	0
Boston U.	0	5	0	SC State	9	3	0	at La Salle	6	4	0
at GW	2	3	0	FAU	2	2	0	at Clemson	0	0	0
at Hawai'i	7	3	0	GW	12	4	0	Pittsburgh	2	0	0
vs. NMSU	4	3	0	Columbia	6	3	1	at Florida St.	0	0	0
vs. MTSU	2	2	0	NC State	3	7	0	Virginia Tech	0	0	0
at Pitt	4	5	1	at Syracuse	0	2	0	at UNC	6	2	1
at Ga. Tech	0	1	0	Notre Dame	2	4	0	at Va. Tech	2	0	0
FSU	4	1	0	at Pittsburgh	2	2	0	vs. Villanova	0	2	0
at Clemson	0	3	0	at Wake	6	5	0				
Duke	2	3	0	at Duke	0	2	1				
at NC State	15	3	0	Boston Coll.	0	2	0				
Louisville.	2	1	0	UNC	0	3	0				
at FSU	2	0	0	Florida State	0	1	0				
Pittsburgh	4	4	0	at NC State	16	6	0				
at Va. Tech	5	2	0	Virginia Tech	8	1	1				
Wake Forest	3	2	0	at Louisville	8	5	0				
at BC	6	4	0	Georgia Tech	2	3	0				
Virginia	8	5	0	Clemson	12	2	1				
Syracuse	2	2	0	at Virginia	6	3	1				
at ND	14	8	0	Duke	3	5	0				
BC	4	6	0	at Va. Tech	0	2	0				
at UNC	12	5	0	vs Florida St.	0	2	0				
Va. Tech	4	3	0	vs Syracuse	0	1	0				
vs. UNC	5	5	2	vs UNC	2	2	0				
vs. Loyola	5	5	1	vs Mich. St.	5	3	0				

2018-19 GAME-BY-GAME

	GS	Min	FG	Pct	3FG	Pct	FT	Pct	O-D-T	Avg	PF	FO	A	TO	Blk	Stl	Pts	Avg
Lehigh	*	28	3-5	.600	0-0	.000	4-6	.667	4-5-9	9.0	3	0	1	2	3	0	10	10.0
Stephen F. Austin	*	32	11-13	.846	0-0	.000	0-1	.000	11-8-19	14.0	1	0	3	0	4	3	22	16.0
Bethune-Cookman	*	27	2-8	.250	0-0	.000	1-2	.500	3-1-4	10.7	5	1	1	2	3	0	5	12.3
vs La Salle	*	23	5-5	1.000	0-0	.000	0-0	.000	2-6-8	10.0	4	0	1	5	1	1	10	11.8
vs Fresno State	*	21	3-3	1.000	0-0	.000	4-5	.800	1-5-6	9.2	5	1	1	0	1	0	10	11.4
vs Seton Hall	*	21	3-4	.750	1-1	1.000	4-6	.667	1-4-5	8.5	4	0	1	2	2	0	11	11.3

SEASON/CAREER HIGHS

Points
Season: 22 Stephen F. Austin, 11/13/18
Career: 22 Stephen F. Austin, 11/13/18
ACC: 16 at NC State, 2/4/17

Rebounds
Season: 19 Stephen F. Austin, 11/13/18
Career: 19 Stephen F. Austin, 11/13/18
ACC: 7 NC State, 12/31/16

Assists
Season: 3 Stephen F. Austin, 11/13/18
Career: 3 Stephen F. Austin, 11/13/18
ACC: 1 6x, last at Pitt, 12/30/17

Steals
Season: 3 Stephen F. Austin, 11/13/18
Career: 3 2x, last vs. SFA, 11/13/18
ACC: 3 at Notre Dame, 2/19/18

Blocked Shots
Season: 4 Stephen F. Austin, 11/13/18
Career: 4 Stephen F. Austin, 11/13/18
ACC: 3 Notre Dame, 1/12/17

Field Goals
Season: 11 Stephen F. Austin, 11/13/18
Career: 11 Stephen F. Austin, 11/13/18
ACC: 7 2x, last at Notre Dame, 2/19/18

Field-Goal Attempts
Season: 13 Stephen F. Austin, 11/13/18
Career: 13 Stephen F. Austin, 11/13/18
ACC: 10 Clemson, 2/18/17

3-Point Field Goals
Season: 1 vs. Seton Hall, 11/25/18
Career: 1 vs. Seton Hall, 11/25/18
ACC: -

3-Point Field Goal Attempts
Season: 1 vs. Seton Hall, 11/25/18
Career: 1 vs. Seton Hall, 11/25/18
ACC: -

Free Throws
Season: 4 3x, last vs. Seton Hall, 11/25/18
Career: 5 vs. Mississippi State, 11/19/15
ACC: 4 2x, last at NC State, 2/4/17

Free-Throw Attempts
Season: 6 2x, last vs. Seton Hall, 11/25/18
Career: 7 vs. Mississippi State, 11/19/15
ACC: 6 at North Carolina, 2/20/16

Minutes
Season: 32 Stephen F. Austin, 11/13/18
Career: 32 Stephen F. Austin, 11/13/18
ACC: 27 at NC State, 2/4/17

CAREER DOUBLE-DOUBLES

14p, 10r vs. Gardner-Webb, 11/10/17
22p, 19r vs. Stephen F. Austin, 11/13/18

IZUNDU'S CAREER STATISTICS										3-Point		Free Throws		Rebounds					Scoring						
Season	GP	GS	Min.	Avg.	FG	FGA	Pct.	FG	FGA	Pct.	FT	FTA	Pct.	Off.	Def.	Tot.	Avg.	PF	FO	Ast.	TO	Blk	Stl	Pts.	Avg.
2015-16	15	0	79	5.3	10	16	.625	0	0	.000	12	19	.632	13	6	19	1.3	17	0	3	5	3	2	32	2.1
2016-17	32	7	417	13.0	53	98	.541	0	0	.000	29	42	.690	47	50	97	3.0	75	2	6	27	25	7	135	4.2
2017-18	32	2	467	14.6	72	104	.692	0	0	.000	16	34	.471	56	64	120	3.8	76	1	8	27	20	15	160	5.0
2018-19	6	6	152	25.3	27	38	.711	1	1	1.000	13	20	.650	22	29	51	8.5	22	2	8	11	14	4	68	11.3
TOTAL	85	17	1115	13.1	162	256	.633	1	1	1.000	70	115	.609	138	149	287	3.4	190	5	25	70	62	28	395	4.6



5 ZACH JOHNSON

R-Sr. • 6-2 • 192 • Guard
Miami, Florida
Florida Gulf Coast Univ./Norland HS

2018-19 HIGHLIGHTS

- Named to Wooden Legacy All-Tournament Team
- Averaged 18.0 ppg in three games at Wooden Legacy
- Made first Miami start at Wooden Legacy in championship game vs. Seton Hall (11/25)
- Scored season-high 24 points, including go-ahead putback dunk with 0.6 seconds remaining, in win over Fresno State (11/23)
- The 24-point effort was his 13th career 20-point game
- Played 22 minutes and scored five points in Miami debut against Lehigh (11/9)

2017-18				2016-17				2015-16			
Opponent	P	R	A	Opponent	P	R	A	Opponent	P	R	A
Illinois State	27	4	4	vs. Florida	6	1	2	at Ohio	4	2	1
at Siena	13	3	1	UT Arlington	24	3	3	Texas Wesly.	8	4	6
at BGSU	8	5	4	at Baylor	17	3	4	Youngstown St.	2	2	1
at Middle Tenn	18	5	1	at Michigan St.	5	4	2	N. Dakota	4	2	4
Denver	20	2	1	Binghamton	9	3	4	Bowling Green	26	3	4
Navy	17	5	3	Long Beach St.	21	3	2	at Florida	6	4	1
St. Francis Brk	8	4	3	Ave Maria	DNP			Ave Maria	2	1	6
Webber Int'l	16	3	2	at Ga Southern	16	4	4	at Texas A&M	13	2	3
Middle Tenn	7	2	4	Siena	11	2	3	at FIU	12	3	6
FAU	12	0	0	FIU	0	0	3	UMass	2	0	0
at UT Arlington	13	5	2	Ga Southern	13	1	1	S. Dakota St.	4	5	2
Oral Roberts	3	1	8	at La Salle	18	5	3	La. Tech	4	3	1
at FIU	12	2	3	at La Tech	13	2	4	vs S. Dakota	8	1	2
at Wichita St	19	4	2	Fla. National	9	1	4	La Salle	10	2	5
at Rhode Island	6	2	1	at FAU	4	0	0	Eckerd	17	4	1
Fla. Memorial	19	3	5	Florida Tech	10	1	5	Webber Int'l	13	2	5
Florida Tech	6	4	4	at Stetson	3	2	3	Stetson	17	4	5
Stetson	19	4	3	at Kennesaw	14	1	2	NJIT	16	4	3
USC Upstate	17	2	6	at Lipscomb	23	4	3	USC Upstate	18	0	6
NJIT	19	6	4	USC Upstate	11	2	2	at Kennesaw	15	5	0
at Lipscomb	14	3	1	NJIT	19	4	6	at Lipscomb	13	5	1
at Kennesaw	17	6	4	at N. Florida	9	4	3	Jacksonville	16	4	0
at N. Florida	19	5	5	Jacksonville	11	5	3	at N. Florida	8	1	3
Jacksonville	18	3	1	N. Florida	16	3	4	at J'ville	25	2	5
N. Florida	16	7	7	at J'ville	11	2	1	N. Florida	11	2	6
at Jacksonville	25	6	1	Lipscomb	6	4	1	at USC Upstate	6	2	3
at NJIT	15	3	3	Kennesaw	10	4	3	at NJIT	7	0	2
at USC Upstate	14	2	5	at NJIT	0	2	3	Lipscomb	12	4	7
Kennesaw	16	1	2	at USC Upstate	7	5	4	Kennesaw	12	0	5
Lipscomb	19	1	0	Stetson	24	6	3	at Stetson	11	3	3
at Stetson	9	1	1	Stetson	19	2	1	Kennesaw	14	4	3
USC Upstate	26	4	3	Kennesaw	7	4	3	at N. Florida	15	1	1
N. Florida	17	2	6	N. Florida	10	2	3	Stetson	19	2	5
Lipscomb	37	1	2	vs. Florida St	17	4	6	vs. Fair. Dick.	8	5	7
at Okla. State	23	4	2					vs. N Carolina	9	1	2

SEASON/CAREER HIGHS

Points
 Season: 24 vs. Fresno State, 11/23/18
 Career: 37* vs. Lipscomb, 3/4/18
 ACC: -

Rebounds
 Season: 4 vs. La Salle, 11/22/18
 Career: 7* North Florida, 1/29/18
 ACC: -

Assists
 Season: 5 vs. La Salle, 11/22/18
 Career: 9* at Georgia Southern, 12/4/16
 ACC: -

Steals
 Season: 2 2x, last vs. Fresno St., 11/23/18
 Career: 4* 8x, last vs. Lipscomb, 2/17/18
 ACC: -

Field Goals Made
 Season: 8 vs. Fresno State, 11/23/18
 Career: 11* 2x, last vs. Stetson, 2/26/18
 ACC: -

Field Goals Attempted
 Season: 16 vs. Fresno State, 11/23/18
 Career: 19* 2x, last vs. Lipscomb, 3/4/18
 ACC: -

Free Throws Made
 Season: 7 vs. Fresno State, 11/23/18
 Career: 9* at Lipscomb, 1/14/17
 ACC: -

Free Throws Attempted
 Season: 11 vs. Fresno State, 11/23/18
 Career: 15* Siena, 12/9/16
 ACC: -

3-Point Field Goals Made
 Season: 3 Stephen F. Austin, 11/13/18
 Career: 9* vs. Lipscomb, 3/4/18
 ACC: -

3-Point Field Goals Attempted
 Season: 5 Stephen F. Austin, 11/13/18
 Career: 13* vs. Lipscomb, 3/4/18
 ACC: -

Minutes
 Season: 37 vs. Seton Hall, 11/25/18
 Career: 42* 2x, last at USC Upstate, 2/18/17
 ACC: -
 *while at Florida Gulf Coast

2018-19 GAME-BY-GAME

	GS	Min	FG	Pct	3FG	Pct	FT	Pct	O-D-T	Avg	PF	FO	A	TO	Blk	Stl	Pts	Avg
Lehigh	22	2-6	.333	1-3	.333	0-1	.000	0-0-0	0.0	1	0	3	4	0	2	5	5.0	
Stephen F. Austin	28	5-11	.455	3-5	.600	2-4	.500	1-2-3	1.5	1	0	4	3	0	0	15	10.0	
Bethune-Cookman	29	3-10	.300	0-3	.000	3-6	.500	1-2-3	2.0	2	0	0	0	1	1	9	9.7	
vs La Salle	27	3-8	.375	1-3	.333	5-7	.714	0-4-4	2.5	0	0	5	1	0	1	12	10.3	
vs Fresno State	34	8-16	.500	1-4	.250	7-11	.636	1-1-2	2.4	3	0	3	0	0	2	24	13.0	
vs Seton Hall	* 37	5-7	.714	2-3	.667	6-6	1.000	0-3-3	2.5	2	0	2	2	0	0	18	13.8	

JOHNSON'S CAREER STATISTICS													3-Point				Free Throws			Rebounds				Scoring	
Season	GP	GS	Min.	Avg.	FG	FGA	Pct.	FG	FGA	Pct.	FT	FTA	Pct.	Off.	Def.	Tot.	Avg.	PF	FO	Ast.	TO	Blk	Stl	Pts.	Avg.
2015-16*	35	20	941	26.9	141	298	.473	27	71	.380	78	120	.650	11	78	89	2.5	83	2	115	82	19	31	387	11.1
2016-17*	33	32	967	29.3	136	357	.381	54	157	.344	67	106	.632	18	75	93	2.8	77	2	102	88	12	45	393	11.9
2017-18*	35	35	1134	32.4	203	433	.469	69	176	.392	89	114	.781	15	100	115	3.3	72	2	104	79	5	70	564	16.1
2018-19	6	1	177	29.5	26	58	.448	8	21	.381	23	35	.657	3	12	15	2.5	9	0	17	10	1	6	83	13.8
Total	109	78	3219	29.5	506	1146	.442	158	425	.372	257	375	.685	47	265	312	2.9	241	6	338	259	37	152	1427	13.1

* at Florida Gulf Coast



3 ANTHONY LAWRENCE II

Sr. • 6-7 • 207 • Guard
 St. Petersburg, Florida
 Lakewood Senior HS

2018-19 HIGHLIGHTS

- Averaged 10.0 ppg in three games at Wooden Legacy
- Scored 17 points in Wooden Legacy championship game against Seton Hall (11/25)
- Recorded third career double (19 pts, 12 rebs) in season opener against Lehigh (11/9)

2017-18				2016-17				2015-16			
Opponent	P	R	A	Opponent	P	R	A	Opponent	P	R	A
Gard-Webb	3	7	1	WCU	14	5	1	UTRGV	1	2	0
Navy	10	7	2	at N. Florida	4	4	0	Louisiana	12	6	4
Florida A&M	11	4	1	Penn	0	3	2	vs. Miss. St.	10	4	2
vs. La Salle	7	10	5	vs Stanford	18	3	1	vs. Utah	0	0	2
N. Florida	14	4	3	vs Iowa State	6	2	0	vs. Butler	7	1	1
at Minnesota	8	7	4	vs Florida	2	3	2	Northeastern	0	1	0
vs. Princeton	5	10	3	Rutgers	8	4	0	at Nebraska	13	7	0
Boston U.	5	2	6	vs Wofford	3	5	1	Charlotte	9	1	1
at GW	5	9	3	SC State	5	7	1	Charleston	11	2	1
at Hawaii	11	4	0	FAU	13	6	0	at La Salle	2	2	3
vs. NMSU	4	4	1	GW	2	2	2	Princeton	0	1	0
vs. MTSU	9	5	2	Columbia	10	5	1	Syracuse	1	2	0
at Pitt	12	6	2	NC State	6	5	1	Florida State	0	0	0
at Ga. Tech	9	12	1	at Syracuse	0	0	1	at Virginia	0	1	0
FSU	1	12	0	at Notre Dame	6	9	1	at Clemson	3	1	0
at Clemson	16	4	0	at Pittsburgh	9	5	2	at BC	0	0	1
Duke	13	7	1	at Wake	16	0	2	Wake Forest	0	0	0
at NC State	15	3	4	at Duke	0	0	0	at NC State	0	0	0
Louisville.	2	6	1	Boston Coll.	7	6	1	Notre Dame	18	2	0
at FSU	19	5	1	North Carolina	3	4	4	at Ga Tech	5	3	3
Pittsburgh	10	10	3	Florida State	2	2	1	Pittsburgh	2	1	0
at Va. Tech	25	13	2	at NC State	19	4	2	at Florida St	3	1	1
Wake Forest	4	4	2	Virginia Tech	12	4	3	Virginia Tech	5	2	0
at BC	6	9	4	at Louisville	7	3	3	at UNC	11	4	2
Virginia	2	7	2	Georgia Tech	4	4	2	Virginia	1	3	2
Syracuse	4	4	5	Clemson	10	4	5	Louisville	3	2	1
at ND	7	6	6	at Virginia	4	6	5	at Notre Dame	0	1	2
BC	13	9	0	Duke	2	3	2	at Va Tech	2	4	0
at UNC	6	3	2	at Va Tech	18	5	1	vs. Va Tech	4	2	1
Va. Tech	8	6	3	vs Florida St	2	1	1	vs. Virginia	5	4	0
vs. UNC	12	6	1	vs Syracuse	3	2	4	vs. Buffalo	0	0	0
vs. Loyola	4	3	1	vs UNC	6	3	1	vs. Wichita St	0	2	0
				vs Mich. State	3	3	0	vs. Villanova	8	1	0

SEASON/CAREER HIGHS

Points

Season: 19 Lehigh, 11/9/18
 Career: 25 at Virginia Tech, 2/3/18
 ACC: 25 at Virginia Tech, 2/3/18

Rebounds

Season: 12 Lehigh, 11/9/18
 Career: 13 at Virginia Tech, 2/3/18
 ACC: 13 at Virginia Tech, 2/3/18

Assists

Season: 3 Stephen F. Austin, 11/13/18
 Career: 6 2x, last at Notre Dame, 2/19/18
 ACC: 6 at Notre Dame, 2/19/18

Steals

Season: 3 Lehigh, 11/9/18
 Career: 5 Duke, 1/15/18
 ACC: 5 Duke, 1/15/18

Blocked Shots

Season: 3 Lehigh, 11/9/18
 Career: 3 6x, last vs. Lehigh, 11/9/18
 ACC: 3 2x, last at Virginia Tech, 2/3/18

Field Goals

Season: 8 2x, last vs. Seton Hall, 11/25/18
 Career: 9 at Virginia Tech, 2/3/18
 ACC: 9 at Virginia Tech, 2/3/18

Field-Goal Attempts

Season: 16 vs. Seton Hall, 11/25/18
 Career: 16 vs. Seton Hall, 11/25/18
 ACC: 13 Boston College, 2/24/18

Free Throws

Season: 5 Lehigh, 11/9/18
 Career: 6 North Florida, 11/25/17
 ACC: 4 6x, last at Virginia Tech, 2/3/18

Free-Throw Attempts

Season: 6 Lehigh, 11/9/18
 Career: 7 North Florida, 11/25/17
 ACC: 5 3x, last at Virginia Tech, 2/3/18

3-Point Field Goals

Season: 4 Lehigh, 11/9/18
 Career: 4 4x, last vs. Lehigh, 11/9/18
 ACC: 4 3x, last at Florida State, 1/27/18

3-Point Field-Goal Attempts

Season: 7 Lehigh, 11/9/18
 Career: 9 5x, at Virginia Tech, 2/27/17
 ACC: 9 4x, at Virginia Tech, 2/27/17

Minutes

Season: 37 Bethune-Cookman, 11/17/18
 Career: 40 at Virginia, 2/20/17
 ACC: 40 at Virginia, 2/20/17

CAREER DOUBLE-DOUBLES

10p, 10r vs. Pitt, 1/31/18
 25p, 13r at Virginia Tech, 2/3/18
 19p, 12r vs. Lehigh, 11/9/18

2018-19 GAME-BY-GAME

	GS	Min	FG	Pct	3FG	Pct	FT	Pct	O-D-T	Avg	PF	FO	A	TO	Blk	Stl	Pts	Avg
Lehigh	*	35	5-9	.556	4-7	.571	5-6	.833	1-11-12	12.0	2	0	2	0	3	3	19	19.0
Stephen F. Austin	*	31	8-12	.667	2-4	.500	0-0	.000	0-3-3	7.5	0	0	3	1	1	2	18	18.5
Bethune-Cookman	*	37	4-11	.364	1-5	.200	4-4	1.000	2-7-9	8.0	1	0	2	4	0	1	13	16.7
vs La Salle	*	32	3-8	.375	0-4	.000	0-0	.000	0-5-5	7.3	2	0	3	4	2	2	6	14.0
vs Fresno State	*	31	2-5	.400	0-1	.000	3-3	1.000	1-4-5	6.8	3	0	3	5	0	1	7	12.6
vs Seton Hall	*	32	8-16	.500	0-5	.000	1-2	.500	0-2-2	6.0	4	0	1	4	1	1	17	13.3

LAWRENCE'S CAREER STATISTICS

Season	GP	GS	Min.	Avg.	FG	FGA	Pct.	3-Point	Free Throws	Rebounds	Assists	TO	Blk	Stl	PF	FO	Pts.	Avg.							
			FG		FGA		Pct.	FG	FGA	Pct.	Off.	Def.	Tot.	Avg.	PF	FO	Ast.	TO	Blk	Stl	Pts.	Avg.			
2015-16	33	0	397	12.0	47	92	.511	18	42	.429	24	40	.600	29	34	63	1.9	39	0	27	13	11	17	136	4.1
2016-17	33	18	857	26.0	72	173	.416	35	99	.354	45	62	.726	27	97	124	3.8	78	1	57	47	15	42	224	6.8
2017-18	32	31	975	30.5	100	214	.467	38	88	.432	43	63	.683	45	163	208	6.5	81	2	74	53	31	46	281	8.8
2018-19	6	6	198	33.0	30	61	.492	7	26	.269	13	15	.867	4	32	36	6.0	12	0	14	18	7	10	80	13.3
TOTAL	104	55	2427	23.3	249	540	.461	98	255	.384	125	180	.694	105	326	431	4.1	210	3	172	131	64	115	721	6.9



CHRIS LYKES

So. • 5-7 • 157 • Guard
 Mitchellville, Maryland
 Gonzaga College HS

2018-19 HIGHLIGHTS

- Has scored 17 or more points in every game this season
- Averaged 17.7 ppg in three games at Wooden Legacy
- Scored 20 or more points in each of the first three games this season, becoming first UM player since Joe Wylie in 1989 to do so to begin a season
- First UM player to record three straight 20-point efforts since Shane Larkin put up 20 or more points in consecutive games in 2013
- Scored career-high 22 points and also played career-best 39 minutes in season opener against Lehigh (11/9)

2018-19 GAME-BY-GAME

	GS	Min	FG	Pct	3FG	Pct	FT	Pct	O-D-T	Avg	PF	FO	A	TO	Blk	Stl	Pts	Avg
Lehigh	*	39	5-17	.294	4-8	.500	8-11	.727	1-4-5	5.0	3	0	4	2	0	2	22	22.0
Stephen F. Austin	*	28	7-12	.583	2-5	.400	4-5	.800	0-2-2	3.5	1	0	6	1	0	3	20	21.0
Bethune-Cookman	*	36	7-16	.438	3-8	.375	4-5	.800	0-2-2	3.0	3	0	6	2	0	2	21	21.0
vs La Salle	*	29	5-7	.714	1-1	1.000	7-8	.875	0-1-1	2.5	2	0	0	3	0	2	18	20.3
vs Fresno State	*	35	6-16	.375	2-8	.250	3-4	.750	0-5-5	3.0	3	0	2	4	0	3	17	19.6
vs Seton Hall	*	37	7-13	.538	2-5	.400	2-2	1.000	0-4-4	3.2	4	0	2	5	0	2	18	19.3

2017-18


Opponent	P	R	A
Gard-Webb	3	1	1
Navy	8	1	2
Florida A&M	13	1	4
vs. La Salle	0	1	0
N. Florida	10	0	4
at Minnesota	10	1	0
vs. Princeton	5	1	2
Boston U.	8	0	0
at GW	3	0	1
at Hawai'i	7	5	0
vs. NMSU	1	1	0
vs. MTSU	8	0	2
at Pitt	10	1	0
at Ga. Tech	8	0	5
FSU	18	1	2
at Clemson	13	1	1
Duke	13	1	2
at NC State	6	2	5
Louisville.	9	0	4
at FSU	0	0	5
Pittsburgh	13	3	5
at Va. Tech	6	2	0
Wake Forest	13	2	5
at BC	16	3	2
Virginia	19	1	1
Syracuse	14	0	4
at ND	9	1	1
BC	15	0	3
at UNC	18	1	4
Va. Tech	15	1	7
vs. UNC	6	1	1
vs. Loyola	10	6	2

SEASON/CAREER HIGHS

- Points**
 Season: 22 Lehigh, 11/9/18
 Career: 22 Lehigh, 11/9/18
 ACC: 19 Virginia, 2/13/18
- Rebounds**
 Season: 5 2x, last vs. Fresno St., 11/23/18
 Career: 6 vs. Loyola Chicago, 3/15/18
 ACC: 3 2x, last at BC, 2/10/18
- Assists**
 Season: 6 2x, last vs. Bethune, 11/17/18
 Career: 7 Virginia Tech, 3/3/18
 ACC: 7 Virginia Tech, 3/3/18
- Steals**
 Season: 3 2x, last vs. Fresno St., 11/23/18
 Career: 3 3x, last vs. Fresno St., 11/23/18
 ACC: 2 Virginia Tech, 3/3/18
- Blocked Shots**
 Season: -
 Career: 1 at NC State, 1/21/18
 ACC: 1 at NC State, 1/21/18
- Field Goals**
 Season: 7 3x, last vs. Seton Hall, 11/25/18
 Career: 7 3x, last vs. Seton Hall, 11/25/18
 ACC: 6 2x, last at UNC, 2/13/18
- Field-Goal Attempts**
 Season: 17 Lehigh, 11/9/18
 Career: 17 Lehigh, 11/9/18
 ACC: 16 Syracuse, 2/17/18
- Free Throws**
 Season: 8 Lehigh, 11/9/18
 Career: 8 Lehigh, 11/9/18
 ACC: 7 Boston College, 2/24/18
- Free-Throw Attempts**
 Season: 11 Lehigh, 11/9/18
 Career: 11 Lehigh, 11/9/18
 ACC: 8 Florida State, 1/7/18
- 3-Point Field Goals**
 Season: 4 Lehigh, 11/9/18
 Career: 4 2x, last vs. Lehigh, 11/9/18
 ACC: 4 at North Carolina, 2/27/18
- 3-Point Field-Goal Attempts**
 Season: 8 3x, last vs. Fresno St., 11/23/18
 Career: 10 Syracuse, 2/17/18
 ACC: 10 Syracuse, 2/17/18
- Minutes**
 Season: 39 Lehigh, 11/9/18
 Career: 39 Lehigh, 11/9/18
 ACC: 34 Syracuse, 2/17/18

LYKES' CAREER STATISTICS

Season	GP	GS	Min.	Avg.	FG	FGA	Pct.	FG	FGA	Pct.	FT	FTA	Pct.	Off.	Def.	Tot.	Avg.	PF	FO	Ast.	TO	Blk	Stl	Pts.	Avg.
2017-18	32	10	690	21.6	100	249	.402	48	139	.345	59	82	.720	3	36	39	1.2	70	0	75	58	1	25	307	9.6
2018-19	6	6	204	34.0	37	81	.457	14	35	.400	28	35	.800	1	18	19	3.2	16	0	20	17	0	14	116	19.3
TOTAL	38	16	894	23.5	137	330	.415	62	174	.356	87	117	.744	4	54	58	1.5	86	0	95	75	1	39	423	11.1



13 ANTHONY MACK

R-Fr. • 6-6 • 214 • Guard
Las Vegas, Nevada
Univ. of Wyoming/Blair Academy (N.J.)

2018-19 HIGHLIGHTS

- Scored five points in 15 minutes against La Salle (11/22)
- Played eight minutes in his Miami debut in season opener vs. Lehigh (11/9)
- Joined team this summer after transferring from Wyoming
- Granted waiver from NCAA to gain immediate eligibility following transfer

2018-19 GAME-BY-GAME

	GS	Min	FG	Pct	3FG	Pct	FT	Pct	O-D-T	Avg	PF	FO	A	TO	Blk	Stl	Pts	Avg
Lehigh	8		0-4	.000	0-4	.000	0-0	.000	0-0-0	0.0	1	0	0	0	0	0	0	0.0
SFA	DNP																	
Bethune-Cookman	DNP																	
vs La Salle	15		2-4	.500	1-2	.500	0-0	.000	0-0-0	0.0	3	0	0	2	0	1	5	2.5
vs Fresno State	5		0-1	.000	0-0	.000	0-0	.000	0-0-0	0.0	1	0	1	0	0	0	0	1.7
vs Seton Hall	DNP																	

MACK'S CAREER STATISTICS										3-Point			Free Throws			Rebounds			Scoring						
Season	GP	GS	Min.	Avg.	FG	FGA	Pct.	FG	FGA	Pct.	FT	FTA	Pct.	Off.	Def.	Tot.	Avg.	PF	FO	Ast.	TO	Blk	Stl	Pts.	Avg.
2018-19	3	0	28	9.3	2	9	.222	1	6	.167	0	0	.000	0	0	0	0.0	5	0	1	2	0	1	5	1.7
TOTAL	3	0	28	9.3	2	9	.222	1	6	.167	0	0	.000	0	0	0	0.0	5	0	1	2	0	1	5	1.7

CAREER HIGHS

Points
Career: 5 vs. La Salle, 11/22/18
ACC: -

Rebounds
Career: -
ACC: -

Assists
Career: 1 vs. Fresno State, 11/23/18
ACC: -

Steals
Career: 1 vs. La Salle, 11/22/18
ACC: -

Blocked Shots
Career: -
ACC: -

Field Goals
Career: 2 vs. La Salle, 11/22/18
ACC: -

Field-Goal Attempts
Career: 4 2x, last vs. La Salle, 11/22/18
ACC: -

Free Throws
Career: -
ACC: -

Free-Throw Attempts
Career: -
ACC: -

3-Point Field Goals
Career: 1 vs. La Salle, 11/22/18
ACC: -

3-Point Field-Goal Attempts
Career: 4 Lehigh, 11/9/18
ACC: -

Minutes
Career: 15 vs. La Salle, 11/22/18
ACC: -



14 RODNEY MILLER JR.

Jr. • 7-0 • 255 • Center
Laurelton, New York
Oak Hill Academy

2018-18 HIGHLIGHTS

- Redshirting 2018-19 season

		2017-18			2017-18		
Opponent	P	R	A	Opponent	P	R	A
Gard-Webb	0	1	0	WCU	5	2	0
Navy	4	0	0	at North Florida	4	3	0
Florida A&M	2	1	0	Penn	2	0	0
vs. La Salle	0	0	0	vs Florida	0	0	0
vs. Princeton	2	1	0	Rutgers	0	0	0
vs. NMSU	0	1	0	SC State	0	2	0
vs. MTSU	2	0	0	FAU	0	0	0
at Pitt	2	0	0	NC State	0	0	0
at Ga. Tech	0	0	0	at Syracuse	0	0	0
at Va. Tech	2	3	0	at Pittsburgh	0	0	0
Wake Forest	1	0	0	at Wake Forest	1	0	0
at BC	0	0	0	Florida State	0	0	0
at ND	0	0	0	at Louisville	0	0	0
Va. Tech	2	0	0	vs N. Carolina	2	1	0
vs. UNC	3	1	0	vs Michigan St.	0	1	0

MILLER JR.'S CAREER STATISTICS										3-Point			Free Throws			Rebounds			Scoring						
Season	GP	GS	Min.	Avg.	FG	FGA	Pct.	FG	FGA	Pct.	FT	FTA	Pct.	Off.	Def.	Tot.	Avg.	PF	FO	Ast.	TO	Blk	Stl	Pts.	Avg.
2016-17	15	0	57	3.8	5	11	.455	0	0	.000	4	9	.444	4	5	9	0.6	6	0	0	1	1	0	14	0.9
2017-18	15	0	52	3.5	8	14	.571	0	0	.000	2	12	.167	3	4	7	0.5	7	0	0	3	1	0	18	1.2
2018-19	-																								
TOTAL	30	0	109	3.6	13	25	.520	0	0	.000	6	21	.286	7	9	16	0.5	13	0	0	4	2	0	32	1.1

CAREER HIGHS

Points
Career: 5 Western Carolina, 11/11/16
ACC: 2 3x, last vs. Virginia Tech, 3/3/18

Rebounds
Career: 3 2x, last at Virginia Tech, 2/3/18
ACC: 3 at Virginia Tech, 2/3/18

Assists
Career: -
ACC: -

Steals
Career: -
ACC: -

Blocked Shots
Career: 1 at Virginia Tech, 2/3/18
ACC: 1 at Virginia Tech, 2/3/18

Field Goals
Career: 2 at North Florida, 11/16/16
ACC: 1 2x last at Virginia Tech, 2/3/18

Field-Goal Attempts
Career: 4 Western Carolina, 11/11/16
ACC: 3 vs. North Carolina, 3/9/17

Free Throws
Career: 3 Western Carolina, 11/11/16
ACC: 1 2x, last vs. Wake Forest, 2/7/18

Free-Throw Attempts
Career: 6 Western Carolina, 11/11/16
ACC: 2 3x, last at Notre Dame, 2/19/18

3-Point Field Goals
Career: -
ACC: -

3-Point Field-Goal Attempts
Career: -
ACC: -

Minutes
Career: 11 at North Florida, 11/16/16
ACC: 8 vs. North Carolina, 3/9/17



2 WILLIE HERENTON

So. • 6-1 • 178 • Guard
Lincolnshire, Illinois
Stevenson HS

2018-19 HIGHLIGHTS

- Scored first five Miami points against La Salle (11/22)
- Saw his first playing time in final minute of season opener against Lehigh (11/9)
- Joined team as walk-on for 2018-19 season

2018-19 GAME-BY-GAME

	GS	Min	FG	Pct	3FG	Pct	FT	Pct	O-D-T	Avg	PF	FO	A	TO	Blk	Stl	Pts	Avg
Lehigh	0	0-0	.000	0-0	.000	0-0	.000	0-0-0	0.0	0	0	0	0	0	0	0	0	0.0
Stephen F. Austin	2	0-0	.000	0-0	.000	0-0	.000	0-0-0	0.0	0	0	0	0	0	0	0	0	0.0
Bethune-Cookman	DNP																	
vs La Salle	2	1-1	1.000	1-1	1.000	2-2	1.000	0-0-0	0.0	0	0	0	0	0	0	5	1.7	
vs Fresno State	DNP																	
vs Seton Hall	DNP																	

CAREER HIGHS

Points

Career: 5 vs. La Salle, 11/22/18

ACC: -

Rebounds

Career: -

ACC: -

Assists

Career: -

ACC: -

Steals

Career: -

ACC: -

Blocked Shots

Career: -

ACC: -

Field Goals

Career: 1 vs. La Salle, 11/22/18

ACC: -

Field-Goal Attempts

Career: 1 vs. La Salle, 11/22/18

ACC: -

Free Throws

Career: 2 vs. La Salle, 11/22/18

ACC: -

Free-Throw Attempts

Career: 2 vs. La Salle, 11/22/18

ACC: -

3-Point Field Goals

Career: 1 vs. La Salle, 11/22/18

ACC: -

3-Point Field-Goal Attempts

Career: 1 vs. La Salle, 11/22/18

ACC: -

Minutes

Career: 2 2x, last vs. La Salle, 11/22/18

ACC: -

HERENTON'S CAREER STATISTICS													3-Point			Free Throws			Rebounds			Scoring			
Season	GP	GS	Min.	Avg.	FG	FGA	Pct.	FG	FGA	Pct.	FT	FTA	Pct.	Off.	Def.	Tot.	Avg.	PF	FO	Ast.	TO	Blk	Stl	Pts.	Avg.
2018-19	3	0	4	1.3	1	1	1.000	1	1	1.000	2	2	1.000	0	0	0	0.0	0	0	0	0	0	0	5	1.7
TOTAL	3	0	4	1.3	1	1	1.000	1	1	1.000	2	2	1.000	0	0	0	0.0	0	0	0	0	0	0	5	1.7



10 DOMINIC PROCTOR

So. • 6-6 • 190 • Guard
Las Vegas, Nevada
Bishop Gorman HS

2018-19 HIGHLIGHTS

- Made first Miami appearance in final minute of Wooden Legacy game against La Salle (11/22)
- Joined team as walk-on for 2018-19 season

CAREER HIGHS

Points

Career: -

ACC: -

Rebounds

Career: -

ACC: -

Assists

Career: -

ACC: -

Steals

Career: -

ACC: -

Blocked Shots

Career: -

ACC: -

Field Goals

Career: -

ACC: -

Field-Goal Attempts

Career: -

ACC: -

Free Throws

Career: -

ACC: -

Free-Throw Attempts

Career: -

ACC: -

3-Point Field Goals

Career: -

ACC: -

3-Point Field-Goal Attempts


Career: -

ACC: -

Minutes

Career: 1 vs. La Salle, 11/22/18

ACC: -



1 DEJAN (DJ) VASILJEVIC

Jr. • 6-3 • 184 • Guard
Melbourne, Australia
Australian Institute of Sport

2018-19 HIGHLIGHTS

- Hit three or more 3-pointers in five of six games
- Averaged 11.7 ppg and 5.7 rpg in three games at Wooden Legacy
- Hit four 3-pointers and scored 16 points in season opener against Lehigh (11/9)

2017-18				2016-17			
Opponent	P	R	A	Opponent	P	R	A
Gard-Webb	7	2	0	WCU	11	2	2
Navy	16	3	0	at North Florida	13	1	0
Florida A&M	15	4	2	Penn	11	0	1
vs. La Salle	8	1	0	vs Stanford	3	1	1
N. Florida	2	2	0	vs Iowa State	5	0	0
at Minnesota	11	2	0	vs Florida	0	0	0
vs. Princeton	20	3	1	Rutgers	3	1	1
Boston U.	15	5	0	vs Wofford	6	2	0
at GW	10	1	0	SC State	17	2	2
at Hawai'i	6	3	0	FAU	2	2	0
vs. NMSU	15	5	1	GW	6	3	0
vs. MTSU	13	5	1	Columbia	3	1	1
at Pitt	3	2	0	NC State	3	2	0
at Ga. Tech	3	1	0	at Syracuse	18	0	0
FSU	8	3	4	Notre Dame	3	0	1
at Clemson	0	0	0	at Pittsburgh	6	2	1
Duke	0	2	0	at Wake Forest	3	0	0
at NC State	6	4	0	at Duke	0	1	0
Louisville.	0	0	0	Boston College	3	1	0
at FSU	20	2	0	North Carolina	3	1	0
Pittsburgh	8	3	0	Florida State	3	1	0
at Va. Tech	14	1	0	at NC State	0	1	0
Wake Forest	9	5	1	Virginia Tech	5	1	0
at BC	17	6	0	at Louisville	3	0	0
Virginia	5	0	0	Georgia Tech	13	2	1
Syracuse	6	3	1	Clemson	5	3	1
at ND	3	0	0	at Virginia	10	4	0
BC	8	2	1	Duke	0	2	0
at UNC	10	3	0	at Virginia Tech	9	1	0
Va. Tech	16	1	1	vs Florida State	9	3	0
vs. UNC	6	1	0	vs Syracuse	13	1	1
vs. Loyola	9	5	1	vs North Carolina	6	1	1
				vs Michigan St.	2	2	1

2018-19 GAME-BY-GAME

	GS	Min	FG	Pct	3FG	Pct	FT	Pct	O-D-T	Avg	PF	FO	A	TO	Blk	Stl	Pts	Avg
Lehigh	*	26	5-10	.500	4-7	.571	2-2	1.000	0-3-3	3.0	3	0	2	2	0	0	16	16.0
Stephen F. Austin	*	30	4-9	.444	4-7	.571	5-5	1.000	1-3-4	3.5	3	0	0	1	0	0	17	16.5
Bethune-Cookman	*	32	5-12	.417	4-9	.444	6-6	1.000	2-3-5	4.0	1	0	2	2	0	3	20	17.7
vs La Salle	*	28	5-8	.625	3-5	.600	2-2	1.000	0-7-7	4.8	0	0	3	2	0	0	15	17.0
vs Fresno State	*	38	4-10	.400	4-7	.571	0-0	.000	1-4-5	4.8	2	0	1	2	0	0	12	16.0
vs Seton Hall	*	34	3-8	.375	2-5	.400	0-0	.000	0-5-5	4.8	0	0	5	0	0	0	8	14.7

SEASON/CAREER HIGHS

Points

Season: 20 Bethune-Cookman, 11/17/18
 Career: 20 3x, last vs. Bethune, 11/17/18
 ACC: 20 at Florida State, 1/27/18

Rebounds

Season: 7 vs. La Salle, 11/22/18
 Career: 7 vs. La Salle, 11/22/18
 ACC: 6 at Boston College, 2/10/18

Assists

Season: 5 vs. Seton Hall, 11/25/18
 Career: 5 vs. Seton Hall, 11/25/18
 ACC: 4 Florida State, 1/7/18

Steals

Season: 3 Bethune-Cookman, 11/17/18
 Career: 3 Bethune-Cookman, 11/17/18
 ACC: 2 2x, last vs. Florida State, 1/7/18

Blocked Shots

Season: -
 Career: 1 3x, last vs. Boston U., 12/5/17
 ACC: -

Field Goals

Season: 5 3x, last vs. La Salle, 11/22/18
 Career: 7 2x, last at Florida St., 1/27/18
 ACC: 7 at Florida State, 1/27/18

Field-Goal Attempts

Season: 12 Bethune-Cookman, 11/17/18
 Career: 13 vs. South Carolina State, 12/6/16
 ACC: 12 2x, last at BC, 2/10/18

Free Throws

Season: 6 Bethune-Cookman, 11/17/18
 Career: 6 Bethune-Cookman, 11/17/18
 ACC: 2 2x, last at Virginia, 2/20/17

Free-Throw Attempts

Season: 6 Bethune-Cookman, 11/17/18
 Career: 6 Bethune-Cookman, 11/17/18
 ACC: 2 6x, last at Virginia Tech, 2/3/18

3-Point Field Goals

Season: 4 4x, last vs. Fresno St., 11/23/18
 Career: 6 2x, last at Florida St., 1/27/18
 ACC: 6 2x, last at Florida St., 1/27/18

3-Point Field-Goal Attempts


Season: 9 Bethune-Cookman, 11/17/18
 Career: 12 at Syracuse, 1/4/17
 ACC: 12 at Syracuse, 1/4/17

Minutes

Season: 38 vs. Fresno State, 11/23/18
 Career: 38 vs. Fresno State, 11/23/18
 ACC: 35 2x, last at BC, 2/10/18

VASILJEVIC'S CAREER STATISTICS

Season	GP	GS	Min.	Avg.	3-Point			Free Throws			Rebounds				Scoring										
					FG	FGA	Pct.	FT	FTA	Pct.	Off.	Def.	Tot.	Avg.	PF	FO	Ast.	TO	Blk	Stl	Pts.	Avg.			
2016-17	33	0	577	17.5	65	182	.357	51	146	.349	16	20	.800	5	39	44	1.3	31	0	15	13	1	11	197	6.0
2017-18	32	20	731	22.8	104	231	.450	67	163	.411	14	16	.875	15	65	80	2.5	49	0	14	16	2	13	289	9.0
2018-19	6	6	188	31.3	26	57	.456	21	40	.525	15	15	1.000	4	25	29	4.8	9	0	13	9	0	3	88	14.7
TOTAL	71	26	1496	21.1	195	470	.415	139	349	.398	45	51	.882	24	129	153	2.2	89	0	42	38	3	27	574	8.1



21 SAM WAARDENBURG

R-So. • 6-10 • 216 • Forward
Henderson, New Zealand
Rangitoto College

2018-19 HIGHLIGHTS

- Averaged 7.0 ppg and 4.3 rpg in three games at Wooden Legacy
- Made first career start and scored 11 points with career-high five rebounds in career-high 28 minutes in season opener against Lehigh (11/9)

2018-19 GAME-BY-GAME

	GS	Min	FG	Pct	3FG	Pct	FT	Pct	O-D-T	Avg	PF	FO	A	TO	Blk	Stl	Pts	Avg
Lehigh	*	28	3-7	.429	1-2	.500	4-4	1.000	3-2-5	5.0	1	0	2	1	0	1	11	11.0
Stephen F. Austin	*	33	1-6	.167	0-2	.000	0-1	.000	0-4-4	4.5	3	0	5	2	0	1	2	6.5
Bethune-Cookman	*	27	4-6	.667	0-1	.000	0-1	.000	1-3-4	4.3	3	0	1	0	0	0	8	7.0
vs La Salle	*	28	4-10	.400	1-3	.333	1-2	.500	1-3-4	4.3	0	0	2	2	1	0	10	7.8
vs Fresno State	*	24	1-5	.200	0-2	.000	4-5	.800	1-3-4	4.2	2	0	0	0	0	1	6	7.4
vs Seton Hall		24	2-4	.500	0-1	.000	1-2	.500	0-5-5	4.3	1	0	0	2	0	1	5	7.0

2017-18

Opponent	P	R	A
Gard-Webb	DNP		
Navy	DNP		
Florida A&M	DNP		
vs. La Salle	7	2	0
N. Florida	9	6	1
at Minnesota	0	1	0
vs. Princeton	0	4	0
Boston U.	0	2	0
at GW	DNP		
at Hawai'i	DNP		
vs. NMSU	0	0	0
vs. MTSU	DNP		
at Pitt	DNP		
at Ga. Tech	DNP		
FSU	DNP		
at Clemson	DNP		
Duke	DNP		
at NC State	0	0	0
Louisville.	0	7	1
at FSU	5	1	0
Pittsburgh	4	4	1
at Va. Tech	3	5	0
Wake Forest	12	3	1
at BC	6	0	0
Virginia	6	0	0
Syracuse	2	4	0
at ND	6	2	0
BC	4	6	1
at UNC	3	2	4
Va. Tech	0	5	1
vs. UNC	2	3	3
Loyola	0	2	4

SEASON/CAREER HIGHS

Points

Season: 11 Lehigh, 11/9/18
Career: 12 Wake Forest, 2/7/18
ACC: 12 Wake Forest, 2/7/18

Rebounds

Season: 5 2x, last vs. Seton Hall, 11/25/18
Career: 7 Louisville, 1/24/18
ACC: 7 Louisville, 1/24/18

Assists

Season: 5 Stephen F. Austin, 11/13/18
Career: 5 Stephen F. Austin, 11/13/18
ACC: 4 at North Carolina, 2/27/18

Steals

Season: 1 4x, last vs. Seton Hall, 11/25/18
Career: 3 at Boston College, 2/10/18
ACC: 3 at Boston College, 2/10/18

Blocked Shots

Season: 1 vs. La Salle, 11/22/18
Career: 2 vs. North Carolina, 3/8/18
ACC: 1 4x, last at UNC, 2/27/18

Field Goals

Season: 4 2x, last vs. La Salle, 11/22/18
Career: 4 3x, last vs. La Salle, 11/22/18
ACC: 3 Wake Forest, 2/7/18

Field-Goal Attempts

Season: 10 La Salle, 11/22/18
Career: 10 La Salle, 11/22/18
ACC: 5 3x, last vs. BC, 2/24/18

Free Throws

Season: 4 2x, last vs. Fresno State, 11/23/18
Career: 4 2x, last vs. Fresno State, 11/23/18
ACC: 3 Wake Forest, 2/7/18

Free-Throw Attempts

Season: 5 vs. Fresno State, 11/23/18
Career: 5 vs. Fresno State, 11/23/18
ACC: 4 Wake Forest, 2/7/18

3-Point Field Goals

Season: 1 2x, last vs. La Salle, 11/22/18
Career: 3 Wake Forest, 2/7/18
ACC: 3 Wake Forest, 2/7/18

3-Point Field-Goal Attempts

Season: 3 vs. La Salle, 11/22/18
Career: 4 2x, last at Notre Dame, 2/19/18
ACC: 4 2x, last at Notre Dame, 2/19/18

Minutes

Season: 33 Stephen F. Austin, 11/13/18
Career: 33 Stephen F. Austin, 11/13/18
ACC: 23 2x, last at UNC, 2/27/18

WAARDENBURG'S CAREER STATISTICS										3-Point				Free Throws			Rebounds				Scoring				
Season	GP	GS	Min.	Avg.	FG	FGA	Pct.	FG	FGA	Pct.	FT	FTA	Pct.	Off.	Def.	Tot.	Avg.	PF	FO	Ast.	TO	Blk	Stl	Pts.	Avg.
2017-18	21	0	310	14.8	24	58	.414	14	32	.438	7	8	.875	26	33	59	2.8	31	0	17	14	9	10	69	3.3
2018-19	6	5	164	27.3	15	38	.395	2	11	.182	10	15	.667	6	20	26	4.3	10	0	10	7	1	4	42	7.0
TOTAL	27	5	474	17.6	39	96	.406	16	43	.372	17	23	.739	32	53	85	3.1	41	0	27	21	10	14	111	4.1

2018-19 MIAMI BASKETBALL ROSTER

NUMERICAL

No.	Name	Yr.	Pos.	Ht.	Wt.	Hometown/Previous School
0	Chris Lykes	So.	G	5-7	157	Mitchellville, Md./Gonzaga College HS
1	Dejan (DJ) Vasiljevic	Jr.	G	6-3	184	Melbourne, Australia/Australian Institute of Sport
2	Willie Herenton	So.	G	6-1	178	Lincolnshire, Ill./Stevenson HS
3	Anthony Lawrence II	Sr.	G	6-7	207	St. Petersburg, Fla./Lakewood Senior HS
5	Zach Johnson	R-Sr.	G	6-2	192	Miami, Fla./Florida Gulf Coast Univ./Norland HS
10	Dominic Proctor	So.	G	6-6	190	Las Vegas, Nev./Bishop Gorman HS
13	Anthony Mack	R-Fr.	G	6-6	214	Las Vegas, Nev./Wyoming/Blair Academy (N.J.)
14	Rodney Miller Jr.	Jr.	C	7-0	255	Laurelton, N.Y./Oak Hill Academy
15	Ebuka Izundu	Sr.	C	6-10	232	Charlotte, N.C./Victory Christian Center
20	Dewan Hernandez	Jr.	F	6-11	235	Miami, Fla./Norland HS
21	Sam Waardenburg	R-So.	F	6-10	216	Auckland, New Zealand/Rangitoto College
22	Deng Gak	R-Fr.	F	6-10	211	Sydney, Australia/Blair Academy (N.J.)
23	Kameron McGusty [^]	Jr.	G	6-5	192	Katy, Texas/Oklahoma/Sunrise Christian Acad. (Kan.)

ALPHABETICAL

No.	Name	Yr.	Pos.	Ht.	Wt.	Hometown/Previous School
2	Willie Herenton	So.	G	6-1	178	Lincolnshire, Ill./Stevenson HS
22	Deng Gak	R-Fr.	F	6-10	211	Sydney, Australia/Blair Academy (N.J.)
20	Dewan Hernandez	Jr.	F	6-11	235	Miami, Fla./Norland HS
15	Ebuka Izundu	Sr.	C	6-10	232	Charlotte, N.C./Victory Christian Center
5	Zach Johnson	R-Sr.	G	6-2	192	Miami, Fla./Florida Gulf Coast Univ./Norland HS
3	Anthony Lawrence II	Sr.	G	6-7	207	St. Petersburg, Fla./Lakewood Senior HS
0	Chris Lykes	So.	G	5-7	157	Mitchellville, Md./Gonzaga College HS
13	Anthony Mack	R-Fr.	G	6-6	214	Las Vegas, Nev./Wyoming/Blair Academy (N.J.)
23	Kameron McGusty [^]	Jr.	G	6-5	192	Katy, Texas/Oklahoma/Sunrise Christian Acad. (Kan.)
14	Rodney Miller Jr.	Jr.	C	7-0	255	Laurelton, N.Y./Oak Hill Academy
10	Dominic Proctor	So.	G	6-6	190	Las Vegas, Nev./Bishop Gorman HS
1	Dejan (DJ) Vasiljevic	Jr.	G	6-3	184	Melbourne, Australia/Australian Institute of Sport
21	Sam Waardenburg	R-So.	F	6-10	216	Auckland, New Zealand/Rangitoto College

[^] sitting out 2018-19 season per NCAA transfer regulations

Head Coach: Jim Larrañaga, Providence '71, eighth season

Associate Head Coach: Chris Caputo, Westfield State (Mass.) '02, eighth season

Assistant Coach: Alvin "Pooh" Williamson, Tulsa '95, first season

Assistant Coach: Adam Fisher, Penn State '06, fourth season

Director of Operations: Lamont Franklin, UNC Wilmington '97, second season

Strength & Conditioning Coach: Casey Cathrall, Ithaca College '12, first season

Athletic Trainer: Javier Jimenez, Temple '06, third season

Associate Director of Operations: Jeff Dyer, Delaware '14, second season

PRONUNCIATION GUIDE

Dewan	Duh-WAHN
Gak	Gack
Herenton	HAIR-un-tun
Ebuka Izundu	ee-BOO-kuh ee-ZOON-du
DJ Vasiljevic	Vuh-SEE-luh-vitch
Waardenburg	WAR-dun-berg

HC Jim Larrañaga	LARE-uh-NAY-guh
AC Chris Caputo	Cuh-POO-toe
SC Casey Cathrall	Cuh-THRALL
AT Javier Jimenez	Hah-VEE-air Him-EN-ez

ROSTER BY CLASS

Seniors (3)

Ebuka Izundu
Zach Johnson
Anthony Lawrence II

Juniors (4)

Dewan Hernandez
Kameron McGusty
Rodney Miller Jr.
DJ Vasiljevic

Sophomores (4)

Willie Herenton
Chris Lykes
Dominic Proctor
Sam Waardenburg

Freshmen (2)

Deng Gak
Anthony Mack

ROSTER BY STATE

3 Florida
2 Nevada
1 Illinois
1 Maryland
1 New York
1 Texas

ROSTER BY COUNTRY

8 United States
2 Australia
1 New Zealand
1 Nigeria

GEOGRAPHIC BREAKDOWN

UNITED STATES

Florida

Dewan Hernandez
Zach Johnson
Anthony Lawrence II

Illinois

Willie Herenton

Maryland

Chris Lykes

Nevada

Anthony Mack
Dominic Proctor

New York

Rodney Miller Jr.

Texas

Kameron McGusty

INTERNATIONAL

Australia

DJ Vasiljevic
Deng Gak

New Zealand

Sam Waardenburg


Nigeria

Ebuka Izundu

TV/RADIO ROSTER



0 CHRIS LYKES
So. • G • 5-7 • 157
Mitchellville, Md.
Gonzaga College HS



1 DEJAN (DJ) VASILJEVIC
Jr. • G • 6-3 • 184
Melbourne, Australia
Australian Institute of Sport



2 WILLIE HERENTON
So. • G • 6-1 • 178
Lincolnshire, Ill.
Stevenson HS




3 ANTHONY LAWRENCE II
Sr. • G • 6-7 • 207
St. Petersburg, Fla.
Lakewood Senior HS



5 ZACH JOHNSON
R-Sr. • G • 6-2 • 192
Miami, Fla.
Florida Gulf Coast/Norland HS



10 DOMINIC PROCTOR
So. • G • 6-6 • 190
Las Vegas, Nev.
Bishop Gorman HS




13 ANTHONY MACK
R-Fr. • G • 6-6 • 214
Las Vegas, Nev.
Wyoming/Blair Academy (N.J.)




14 RODNEY MILLER JR.
Jr. • C • 7-0 • 255
Laurelton, N.Y.
Oak Hill Academy



15 EBUKA IZUNDU
Sr. • C • 6-10 • 232
Charlotte, N.C.
Victory Christian Center



20 DEWAN HERNANDEZ
Jr. • F • 6-11 • 235
Miami, Fla.
Norland HS



21 SAM WAARDENBURG
R-So. • F • 6-10 • 216
Auckland, New Zealand
Rangitoto College



22 DENG GAK
R-Fr. • F • 6-10 • 211
Sydney, Australia
Blair Academy (N.J.)



23 KAMERON MCGUSTY
Jr. • G • 6-5 • 192
Katy, Texas
Oklahoma/Sunrise Christian Acad. (Kan.)



JIM LARRAÑAGA
Head Coach



CHRIS CAPUTO
Associate Head Coach



ALVIN "POOH" WILLIAMSON
Assistant Coach



ADAM FISHER
Assistant Coach



LAMONT FRANKLIN
Director of Operations