



CONTACT: Amy Woodruff, Associate Communications Director
 O: (305) 284-3241 | C: (813) 410-1194
 A.Woodruff@miami.edu | @CanesHoops

2013-14 SCHEDULE

DATE	OPPONENT	TV	TIME/SCORE
Oct. 30	Florida Tech (exh.)		7 p.m.
Nov. 8	St. Francis (N.Y.)	ESPN3	10 p.m.
Nov. 11	Georgia Southern	ESPN3	7 p.m.
Nov. 14	Texas Southern	ESPN3	7 p.m.
Nov. 18	at College of Charleston & UCF	CSS	7:30 p.m.
Nov. 21	Wooden Legacy (Anaheim, Calif.)	ESPN3	7 p.m.
Nov. 28	vs. George Washington	ESPNU	2 p.m.
Nov. 29	vs. Marquette/Cal State Fullerton	ESPN/2/3	TBA
Dec. 1	vs. TBA	TBA	TBA
Dec. 4	at Nebraska!	ESPNU	9:30 p.m.
Dec. 8	Virginia Tech*	ESPNU	12:30 p.m.
Dec. 19	at Savannah State	CSS	7 p.m.
Dec. 22	La Salle	ESPN3	3 p.m.
Dec. 30	Loyola (MD)	ESPN3	7 p.m.
Jan. 4	at Syracuse*	ACCN	2 p.m.
Jan. 8	at North Carolina*	ESPN2	9 p.m.
Jan. 15	Florida State*	ACCN	9 p.m.
Jan. 18	at Georgia Tech*	RSN	2 p.m.
Jan. 22	Duke*	ESPN2	7:30 p.m.
Jan. 25	Syracuse*	CBS	1 p.m.
Jan. 29	at Maryland*	ACCN	9 p.m.
Feb. 1	Norfolk State	ESPN3	4 p.m.
Feb. 5	Pittsburgh*	RSN	7 p.m.
Feb. 8	NC State*	RSN	2 p.m.
Feb. 10	at Florida State*	ESPNU	9 p.m.
Feb. 15	at Virginia Tech*	RSN	6 p.m.
Feb. 19	Notre Dame*	RSN	9 p.m.
Feb. 22	Boston College*	ACCN	12 p.m.
Feb. 26	at Virginia*	RSN	7 p.m.
March 1	at NC State*	ACCN	12 p.m.
March 4	at Clemson*	ACCN	8 p.m.
March 8	Wake Forest*	RSN	2 p.m.
March 12	ACC Tournament		

All home games are played at the BankUnited Center
 Game times are ET and subject to change
 * ACC game ! Big Ten/ACC Challenge
 & First game of Wooden Legacy, Anaheim Calif.
 ACCN - ACC Network RSN - Regional Sports Network
 All conference games on an ESPN network will also be available on WatchESPN.
 All conference games carried on ACCN or RSN will also be available on ESPN3.
 All games can be heard on WQAM 560 and Canes All Access on HurricaneSports.com

SOCIAL MEDIA

Website: HurricaneSports.com
Twitter, Instagram: @CanesHoops
Facebook: MiamiBasketball

MIAMI MEDIA GUIDE

Miami is not printing media guides again this season.



MIAMI
 HURRICANES (0-0)

NATIONAL RANKING
 --/--

LAST TIME OUT
 NCAA Sweet 16

RETURNING LEADERS
Points per Game
 Rion Brown, 6.4
 Erik Swoope, 1.6
Rebounds per Game
 Rion Brown, 2.0
Assists per Game
 Rion Brown, 0.8

HEAD COACH
Jim Larrañaga
Overall: 519-354 (29)
At UM: 49-20 (2)

FLORIDATECH
 PANTHERS (0-0, 0-0)

NATIONAL RANKING
 --/--

LAST TIME OUT
 SSC Quarterfinal

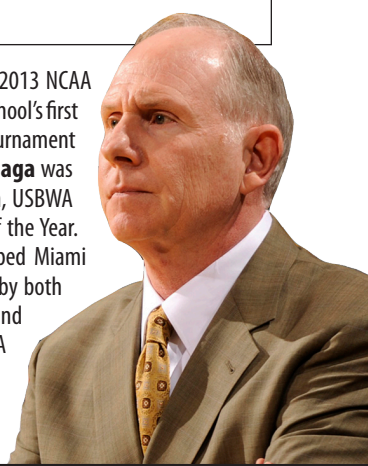
RETURNING LEADERS
Points per Game
 Chris Carter, 17.9
 Jermaine Jackson, 17.3
Rebounds per Game
 Chris Carter, 5.7
Assists per Game
 Chris Carter, 3.6

HEAD COACH
Billy Mims
Overall: 210-217
At Florida Tech: 122-108 (9)

SETTING THE SCENE

Oct. 30, 2013 | 7:30 p.m.
Coral Gables, Fla. | BankUnited Center
TV: None
Radio: Chris Wittyham 90.5 WVUM
Webcast: wvum.org

After leading Miami to the 2013 NCAA Sweet 16 and winning the school's first ACC regular season and tournament championships, **Jim Larrañaga** was honored as the AP, Naismith, USBWA Henry Iba and ACC Coach of the Year. The Bronx, N.Y., native helped Miami to a No. 2 national ranking by both the AP and USA TODAY, and a No. 2 seed in the NCAA Tournament. He is the 10th coach in the last 10 years to lead two top-10 programs.



THE GAME

The University of Miami opens the 2013-14 season on Oct. 30 with an exhibition matchup against Florida Tech of the Sunshine State Conference. Tip off will be at 7:30 p.m. in the BankUnited Center.

THE BROADCASTS

Check out the game on Miami's student station, 90.5 WVUM.

THE COACH

Head coach Jim Larrañaga is in his 29th season as a head coach and second at Miami. He has a 519-354 overall record and is 49-20 beginning his third season at Miami.

THE WEATHER

Projected temperatures on game day: Coral Gables -85/73. Melbourne, Fla. - 84/69.

UP NEXT

Miami opens the 2013-14 regular season on Friday, Nov. 8 at 10 p.m. against St. Francis (N.Y.) at the BankUnited Center in Coral Gables, Fla. The game is the second of a double-header with the Miami women's basketball team. The ladies play North Florida at 5 p.m. that night.

2013-14 PREVIEW

- 9 newcomers (8 scholarship)
- 6 players return (4 scholarship)
- 0 starters return
- 10 scholarship players are available for 2013-14 season
- 2 players will redshirt after transferring from Division I schools
- 6 seniors in 2013-14, after having five seniors - who all earned their academic degree - last season.
- Miami is the only ACC team with zero returning starters. Additionally, Miami lost its six top players, who started 174 combined games. Rion Brown is the only Hurricane to start any games (6) last season, so the Canes return 6-of-180 starts, which is 3.3 percent.
- Miami returns 13.3 percent of points scored (9.3 ppg), 14.2 percent of rebounds (5.1 rpg) and 1.0 percent of assists (1.1 per game), all the lowest in the ACC.
- Coach Jim Larranaga is 519-354 overall in 29 seasons. He is one of five active ACC coaches with 400 or more wins.
- Miami's freshman class includes: Deandre Burnett - third in the nation in scoring as a senior with 37 ppg; Manu Lecomte - Belgium second division player; and Davon Reed - 2,000 point scorer who averaged 24 ppg as a senior.
- Two transfers join the Canes this season in James Kelly, who averaged 17.9 ppg and 10.0 rpg in two JC seasons and Donnavan Kirk, who played 54 games for DePaul the past two seasons, leading the team in blocked shots.
- One year ago, Miami was selected fourth by the coaches and fifth by the media in preseason ACC polls, but finished the season as the regular season and tournament champion.
- Miami started the 2012-13 season unranked, but jumped to No. 2/2 in the nation by Feb. 18. The Canes ended the season No. 5/10.
- At that same Operation Basketball, zero Hurricanes were selected for preseason All-ACC teams. At the end of the championship season, Jim Larranaga was Coach of the Year, Shane Larkin was Player of the Year (coaches), and Durand Scott was Defensive Player of the Year while Larkin (1st & defensive), Kenny Kadji (2nd), and Scott (H.M. & defensive) were selected to ACSMA All-ACC teams. The coaches picked Scott for third team and Julian Gamble was listed on the Defensive Team with Scott and Larkin.
- Miami's top six players from the 2013 ACC Championship season combined for 5,399 career points, 2,744 rebounds, 966 assists, 480 steals, 369 blocked shots and 412 starts.
- Five of those six players are playing professionally now: Dallas Maverick Shane Larkin was selected No. 18 in the NBA Draft; Kenny Kadji (Cavaliers) and Trey McKinney Jones (Bucks) are with NBA teams during the preseason; Julian Gamble is playing in France and Durand Scott is in Spain.
- Shane Larkin was picked No. 18 overall in the 2013 NBA Draft. The ACC led all conferences with eight players selected in the Draft. Every ACC team has had at least one first round selection. With its four first-round selections, the ACC extends its streak of having at least one first-round draft pick to 25 consecutive years (1989-2013). Over the past five years (2009-13), the ACC leads all conferences with 27 first round picks.
- In 2013 Miami won the ACC regular season and tournament championships. The last team to win both titles outright was North Carolina in 2008. (Duke tied with Maryland in 2010 for regular season).
- Miami is the only school not from the state of North Carolina to win both the ACC regular season and tournament titles outright in the same season. (Georgia Tech was regular season tri-champion in 1985).
- According to latest US News & World Report rankings, the University of Miami is the top academic institution in the state of Florida and ranks 47th nationally.

UM SINCE THE ARRIVAL OF JIM LARRAÑAGA IN 2011

- 2013 ACC Regular Season Champions
- 2013 ACC Tournament Champions
- Ranked No. 2/2 - Miami's program high - Feb. 18, 2013
- No. 1 seed at 2013 ACC Tournament
- No. 2 seed in 2013 NCAA Tournament
- Won school record 29 games in 2013
- Won 15 ACC games in 2013
- 14-game win streak (tied 1946-47 & 2001-02) from Jan. 2 - Feb. 19, 2013
- 13-0 start in 2013 conference play, topping school-best nine ACC victories, which was set in 2011-12
- Sophomore Shane Larkin selected No. 18 in the 2013 NBA Draft by Atlanta Hawks, then traded to Dallas Mavericks
- All six seniors earned academic degree from UM: Garrius Adams, Julian Gamble, Reggie Johnson, Kenny Kadji, Trey McKinney Jones, Durand Scott
- Defeated No. 1 Duke, 90-63, on Jan. 23, 2013 in Coral Gables
- Defeated Duke twice within 12 months, at both Cameron Indoor Stadium and the BankUnited Center
- First team to beat Duke and UNC by 20+ points in the same season since Maryland in '74-75 season
- First team to beat Duke and UNC by 25+ points since the start of ACC play in 1953
- Defeated three teams in The Triangle in the same season: UNC, Duke & NC State
- In 2012-13 defeated three teams in the Top 20 for the first time since joining the ACC - the last time was in 1999-00
- Students camped out for the game vs. Duke more than four hours before tipoff, then did it again for the game vs. Florida State
- Five home sellouts of 7,972 fans vs. Duke, Florida State, North Carolina, Virginia and Clemson
- Set a record for the most games with 1,200 or more students (7)
- Set record student average attendance at 808. The past average attendance was 641 per game
- Set the record for cumulative season student attendance at 12,008. The previous record was 10,269
- 2013 AP Coach of the Year - Jim Larranaga
- 2013 Naismith Coach of the Year - Jim Larranaga
- 2013 ACC Coach of the Year - Jim Larranaga
- 2013 Henry Iba National Coach of the Year - Jim Larranaga
- 2013 ACC Player of the Year (Coaches) - Shane Larkin
- 2013 ACC Defensive Player of the Year - Durand Scott
- Five All-ACC selections: Shane Larkin 1st team, Kenny Kadji 2nd team & 3rd team, Scott H.M. (twice)
- Three ACC Defensive Team players: Shane Larkin, Durand Scott, Julian Gamble
- 2012 ACC All-Rookie Team - Shane Larkin
- 2013 ACC All-Academic Team - Raphael Akpejiori
- 2013 ACC Tournament MVP - Shane Larkin
- Four ACC All-Tournament team nods: Shane Larkin (1st), Durand Scott (1st), Julian Gamble (2nd), Trey McKinney Jones (2nd)
- Four ACC Player of the Week awards: Reggie Johnson (2012), Durand Scott (2012 & 2013) and Shane Larkin (2013)
- One ACC Rookie of the Week: Shane Larkin (2012)

2013-14 ROSTER

#	Name	Pos.	Ht.	Wt.	Yr.	Hometown Previous School (s)
1	Deandre Burnett	G	6-2	191	Fr.	Miami, Fla. Carol City HS 2012 Parade All-American ... Averaged 37 ppg as a senior, third in the nation ... Scored 45 pts three times in HS ... Goes by Dre.
2	Corn Elder	G	5-10	173	Fr.	Nashville, Tenn. Ensworth HS On football scholarship at UM ... Has four tackles for the 7-0 No. 7 Canes ... Named football and basketball PoY by <i>The Tennessean</i> .
3	Steve Sorenson	G	6-0	161	So.	Dallas, Texas St. Mark's School of Texas Walk on who played in eight games as a freshman ... First (and only) career point was a free throw against Duke on Jan. 23, 2013.
4	Raphael Akpejori	F	6-9	241	Sr.	Lagos, Nigeria Sunrise Christian Academy (Kan.) Played 60 career games, fourth-most on the team ... Career .43 bpg is highest of all returners ... Engineering major.
5	Davon Reed	G	6-6	208	Fr.	Ewing, N.J. Princeton Day School (N.J.) Four-star swingman ... 2,000-point scorer ... Kevin Durant Skills Academy ... Averaged 24 ppg and 10 rpg as HS senior.
11	Mike Fernandez	G	6-1	189	Fr.	Coral Gables, Fla. Belen Jesuit Walk on raised in Coral Gables, Fla. ... H.M. All-Dade County ... Hit 40 percent of field goals senior season.
12	Justin Heller	G	6-2	177	Sr.	Boca Raton, Fla. West Boca Raton Community Walk on who has played in 16 career games ... Scored first career points against Charlotte Dec. 14, 2012.
15	Rion Brown	G	6-6	211	Sr.	Hinesville, Ga. Liberty County Top returner from ACC Championship team with 5.9 ppg, 2.2 rpg, six starts ... Has played 103 career games, starting 14.
20	Manu Lecomte	G	5-9	159	Fr.	Brussels, Belgium Athene des Pagodes Played for Belgium's Dexia Mons-Hainaut, averaging 12.4 ppg and 3.2 apg ... Played for Belgium in U16, U18 and U20 championships.
21	Erik Swoope	F	6-5	220	Sr.	Lake Elsinore, Calif. Harvard-Westlake Hit 52.5 percent from the field last season, averaging 1.7 ppg and 1.3 rpg ... 79 career games played ... Max bench is 365 pounds.
22	Donnavan Kirk	F	6-9	228	Gr.	Pontiac, Mich. DePaul Detroit Country Day HS Returns to Miami after two seasons at DePaul ... Led Blue Demons with 50 blocked shots ... Played 17 games at UM before transferring.
23	Tonye Jekiri	C	7-0	235	So.	Hialeah, Fla. Champagnat Catholic School Nigeria Averaged 1.4 points, 1.6 rebounds and 0.3 blocks last year, but 3.3 ppg, 3.3 rpg and 0.7 bpg in NCAA tournament ... Native of Nigeria.
25	Garrus Adams	G	6-6	200	Gr.	Apex, N.C. Middle Creek Second-most experienced player with 5.4 ppg, 2.7 rpg in 87 career games, 37 starts ... Returns to court after medical redshirt season.
35	James Kelly	F	6-7	246	Jr.	Ann Arbor, Mich. Owens CC Pioneer HS Career at Owens, averaged 17.9 ppg, 10.0 rpg, 1.0 apg, 1.5 spg and 1.5 bpg ... Led conference in scoring and rebounding second year.

REDSHIRTS (will sit out 2013-14 season and have two years of eligibility remaining)

10	Sheldon McClellan *	G	6-5	206	Jr.	Houston, Texas Texas Bellaire Played 68 games, starting 24 at Texas ... In two seasons averaged 12.4 ppg, 3.6 rpg, 0.7 apg.
13	Angel Rodriguez *	G	5-11	181	Jr.	Cupey, P.R. Kansas State Miami Krop HS NABC All-District, All-Big 12, Big 12 All-Defensive Team ... Big 12 Co-Champions ... Played 65 career games, averaging 9.8 ppg, 4.2 apg.

LARRAÑAGA BY THE NUMBERS

1 - Coach Jim Larrañaga is one of four ACC coaches with a Final Four appearance to his credit.

4 - In 2006, Coach Jim Larrañaga became the first coach at a mid-major school to take his team to the NCAA Final Four in 27 years.

7 - Larrañaga is no stranger to the ACC. In his seven seasons as an assistant coach at Virginia, the Cavaliers participated in the NCAA Final Four in 1981 and 1984, won three ACC Championships and finished in the Top 5 of the AP rankings.

14 - Larrañaga has made 14 postseason appearances in the past 23 years, including six NCAA tournaments.

30 - Larrañaga is in his 30th year as a head coach and has successfully transitioned three institutions into successful programs: Miami, Bowling Green and George Mason.

LARRAÑAGA - WHY MIAMI?

Along with returning to the best basketball conference in the country, Coach L had a few personal reasons for accepting the head coaching job at Miami. Coach's grandfather was from Cuba, where he produced the Larrañaga [lare-en-YAH-ga] cigar. Coach's father was raised in Key West before moving to The Bronx, N.Y., getting married and raising six children. Coach L was raised in The Bronx, but vacationed to Florida as a boy. He also has owned a house in Sarasota - which he bought from Dick Vitale's daughter - for eight years, and three of his siblings have retired to Florida.

AWARDS IN 2012-13

Raphael Akpejori

- All-ACC Academic Team
- NABC Honors Court
- ACC Academic Honor Roll

Justin Heller

- ACC Academic Honor Roll

Steve Sorenson

- ACC Academic Honor Roll

Coach Jim Larrañaga

- AP Coach of the Year
- Naismith Coach of the Year
- USBWA Henry Iba National Coach of the Year
- Skip Prosser Man of the Year award finalist
- Jim Phelan National Coach of the Year finalist
- USBWA Coach of the Year - District IV
- NABC All-District Coach - District II
- ACC Coach of the Year (Coaches, ASCMA)
- ACC Coach of the Year - Sports Illustrated
- ACC Coach of the Year - ESPN
- All-Coaches Teams - First Team - ESPN
- Dick Vitale Coach of the Week - Jan. 28

PRONUNCIATIONS

Players

5 Davon Reed	Dave-on
10 Raphael Akpejori	AHK-peh-jour-ee
15 Rion Brown	Ryan
20 Manu Lecomte	Man-ew La-comm-t
21 Erik Swoope	Swoope
23 Tonye Jekiri	Tahn-yay Jah-kEEr-EE
25 Garrus Adams	GARY-us

Coaches

Jim Larrañaga	LARE-uh-NAY-guh
Michael Huger	HUE-gur
Chris Caputo	Ca-poo-toe

CLASS BREAKDOWN

Graduates	Garrus Adams, Donnavan Kirk
Seniors	Raphael Akpejori, Rion Brown Justin Heller, Erik Swoope
Juniors	James Kelly, Sheldon McClellan Angel Rodriguez
Sophomores	Tonye Jekiri, Steve Sorenson
Freshmen	Deandre Burnett, Cornelius Elder Mike Fernandez, Manu Lecomte, Davon Reed

GEOGRAPHIC BREAKDOWN

BELGIUM	
Brussels	Manu Lecomte
NIGERIA	
Lagos	Raphael Akpejori
PUERTO RICO	
Cupey	Angel Rodriguez
UNITED STATES	
California	Erik Swoope
Florida	Deandre Burnett, Mike Fernandez Justin Heller, Tonye Jekiri
Georgia	Rion Brown
Michigan	James Kelly, Donnavan Kirk
New Jersey	Davon Reed
North Carolina	Garrus Adams
Tennessee	Corn Elder
Texas	Steve Sorenson, Sheldon McClellan

2013-14 ACC PRESEASON PREDICTIONS

2013-14 Preseason Pick	2013 Finish
1. Duke	2
2. Syracuse	n/a
3. North Carolina	3
4. Virginia	t4
5. Notre Dame	n/a
6. Pittsburgh	n/a
7. Maryland	7
8. Boston College	8
9. Florida State	6
10. NC State	t4
11. Georgia Tech	t9
12. Miami	1
13. Wake Forest	t9
14. Clemson	11
15. Virginia Tech	12



HEAD COACH JIM LARRAÑAGA

Third Season | Providence, 1971

Hometown: The Bronx, N.Y. | Head Coach: American International, 1977-79 | Bowling Green, 1986-97 | George Mason, 1997-2011 | Miami, 2011-present

LARRAÑAGA'S CAREER

Head Coach

2011-pres. Miami
1997-2011 George Mason
1986-97 Bowling Green
1977-79 American International

Assistant

1979-86 Virginia
1971-76 Davidson

Player / Coach

1977 Geronemo Basketball Club (Belgium)

EDUCATION

Providence College, 1971, B.A. Economics
Archbishop Malloy High School, 1967

NCAA APPEARANCES

1999 - George Mason
2001 - George Mason
2006 - George Mason (Final Four)
2008 - George Mason
2011 - George Mason
2013 - Miami (Sweet 16)

NIT APPEARANCES

1990 - Bowling Green
1991 - Bowling Green
1997 - Bowling Green
2002 - George Mason
2004 - George Mason
2009 - George Mason
2012 - Miami

PLAYING CAREER

Geronemo Basketball Club (Belgium) 1976-77
Providence College, 1967-71
Archbishop Molloy, 1963-67

MISCELLANEOUS

AP, Naismith, Henry Iba Coach of the Year, 2013
ACC Coach of the Year, 2013
Clair Bee Coach of the Year, 2006
CAA Coach of the Year, 2011, 1999

PERSONAL

Born: Oct. 2, 1949 Hometown: Bronx, N.Y.
Wife: Liz Sons: Jay and Jon

Larrañaga built the GMU Patriots' program into a perennial contender in the highly-regarded Colonial Athletic Association, winning more games than any other coach in program and conference history (273) en route to three conference titles (1999, 2001, 2008). A two-time CAA Coach of the Year honoree, Larrañaga earned the accolade in 2011, leading the Patriots to a 27-7 overall record and 16-2 conference mark en route to the CAA regular-season title and their fifth NCAA Tournament appearance under his leadership. Seeded a program-best eighth in the NCAA Tournament, George Mason rallied from a double-digit deficit to defeat ninth-seeded Villanova, 61-57, before falling to overall No. 1 seed Ohio State in the third round. In 2006, Larrañaga became the first coach at a mid-major school to take his team to the Final Four in 27 years and earned an at-large berth for a CAA team for the first time in 20 years. Along the way, he led Mason to a school record in wins, the school's first national ranking, George Mason's first appearance in the Top 10 and the school's first wins over Top 10 teams.

With 29 years of head coaching experience, the native of Bronx, N.Y., previously served as the head coach at Bowling Green for 11 seasons (1986-1997) and at Division II American International for two seasons (1977-79). His first coaching opportunity came at Davidson College, where he served as an assistant coach to Terry Holland. Davidson captured three Southern Conference regular-season championships and an NIT berth in his five years there, and he compiled a 47-12 record doubling as the freshman team coach. In 1976, he left Davidson and spent one season as player-coach for the Geronemo Basketball Club in Belgium. A 1971 graduate of Providence College with a degree in economics, Larrañaga was a four-year letterman for the Friars. As the team captain in his senior season, he led Providence to a 20-8 record and an NIT appearance. He graduated as the school's fifth all-time leading scorer with 1,258 points and was selected in the sixth round of the draft by the Detroit Pistons of the National Basketball Association. He was the team's top scorer as a sophomore and junior and was named New England's Division I Sophomore of the Year in 1969. He was inducted into the Providence College Hall of Fame in 1991.

Larrañaga, 63, and his wife, Liz, have two sons - Jay, who played for his father at Bowling Green and is an assistant coach with the Boston Celtics, and Jon, who was a member of his father's George Mason teams from 1999-2003 - and four grandchildren.

Jim Larrañaga was named the 12th head coach of the University of Miami men's basketball program on April 22, 2011.

After leading UM to the 2013 NCAA Sweet 16, and winning the school's first ACC regular season and tournament championships, Larrañaga was honored as the AP, Naismith, USBWA Henry Iba and ACC Coach of the Year. The Bronx native helped Miami to a No. 2 national ranking by both the AP and USA TODAY, and a No. 2 seed in the NCAA tournament. He is the 10th coach in the last 10 years to lead two top-10 programs, as Miami was No. 2 on Feb. 18, 2013, and George Mason was No. 8 in the final Top 25 poll in 2006.

Larrañaga, who earned his 500th win during the season, directed the Canes to a 27-point win over No. 1 Duke and three other 20+ point wins over ACC opponents this season, including North Carolina (+26), Florida State (+24) and Boston College (+22). UM's 29 overall and 15 ACC wins in 2012-13 were program-bests, as was the 14-game winning streak and 13-0 start in conference play. Other program firsts include defeating all three teams in the North Carolina Triangle in the same season, beating a trio of teams in the Top 20 since joining the ACC and hosting five home sellouts at the BankUnited Center.

Individually, Coach L saw Shane Larkin earn the ACC Player of the Year and Lute Olson National Player of the Year awards, as well as All-American status and finalist nods for the Bob Cousy, John Wooden and James Naismith player of the year honors before declaring early for the 2013 NBA Draft. Larkin was also the ACC Tournament MVP, on the ACC Defensive team and a defensive All-American. Durand Scott was the ACC Defensive Player of the Year, three players - Larkin, Scott and Kenny Kadji - were listed on all-conference teams and four were on the ACC All-Tournament Team - Larkin, Scott, Julian Gamble and Trey McKinney Jones. All six seniors on the Sweet 16 team earned academic degrees from the University of Miami and one player was listed on the All-ACC Academic Team.

Larrañaga came to Miami after serving as the head coach at George Mason for 14 seasons. He guided that program to five NCAA Tournament appearances (2011, 2008, 2006, 2001, 1999) - including an unprecedented run to the 2006 Final Four that captured the nation's attention, defeating Michigan State, North Carolina, Wichita State and UConn along the way. Following that run, he was selected the 2006 Clair Bee Coach of the Year.

Larrañaga came to Miami after serving as the head coach at George Mason for 14 seasons. He guided that program to five NCAA Tournament appearances (1999, 2001, 2006, 2008, 2011) - including an unprecedented run to the 2006 Final Four that captured the nation's attention, defeating Michigan State, North Carolina, Wichita State and UConn along the way. Following that run, he was selected the 2006 Clair Bee Coach of the Year.

LARRAÑAGA'S CAREER RECORDS

School	Years	Overall	Conference
American International	1977-1979	27-26	none
Bowling Green	1986-1997	170-144	101-85
George Mason	1997-2011	273-164	165-79
Miami	2011-pres.	49-20	24-10
Overall	29	519-354	290-174

COACH JIM LARRAÑAGA AT A GLANCE

2013 AP Coach of the Year
2013 Naismith Coach of the Year
2006 Clair Bee Coach of the Year
2013 Henry Iba Coach of the Year
2013 ACC Coach of the Year
2013 NABC All-District II Coach
2013 USBWA District IV Coach of the Year
2001 & 1999 CAA Coach of the Year
2013, 2011, 2008, 2006, 2001, 1999
1999 CAA Coach of the Year
Seven postseason NIT appearances
2012, '09, '04, '02, '97, '91, '90
Eight 20-win seasons

Coached Shane Larkin - ACC Player of the Year, ACC Tournament MVP, USBWA All-District, Sporting News All-American, finalist for Cousy, Naismith & Wooden awards, All-ACC First Team and All-ACC Defensive Team

Coached Durand Scott - ACC Defensive Player of the Year, ACC Tournament First Team, All-ACC Third Team

Coached George Evans, who was a three-time CAA Player of the Year, the CAA Rookie of the Year, a three-time CAA Defensive Player of the Year and on the CAA All-Defensive Team three times.

Six All-Atlantic Coast Conference selections
Four ACC All-Tournament team selections
Three coaches and two media ACC All-Defensive Team selections

28 All-Colonial Athletic Conference selections
Three AP All-America players

Nine CAA All-Defensive Team selections

Eight CAA All-Rookie Team selections

Three Dean Ehlers Award winners - given to the CAA player who best meets the criteria of academic achievement, leadership and community service.

12 All-MAC Conference selections

Coached Antonio Daniels - MAC Player of the Year and MAC Freshman of the Year


Two MAC Freshman of the Year selections

Four MAC All-Freshman Team selections


LARRAÑAGA YEAR-BY-YEAR

Year	School	Overall W-L	Conference W-L	Finish	Post-Season
1977-78	American International	14-13			
1978-79	American International	13-13			
1986-87	Bowling Green	15-14	10-6	3	
1987-88	Bowling Green	12-16	7-9	t-5	
1988-89	Bowling Green	13-15	6-10	t-6	
1989-90	Bowling Green	18-11	9-7	t-3	NIT 0-1
1990-91	Bowling Green	17-13	9-7	t-4	NIT 0-1
1991-92	Bowling Green	14-15	8-8	5	
1992-93	Bowling Green	11-16	8-10	t-6	
1993-94	Bowling Green	18-10	12-6	t-2	
1994-95	Bowling Green	16-11	10-8	t-5	
1995-96	Bowling Green	14-13	9-9	t-6	
1996-97	Bowling Green	22-10	13-5	t-1	NIT 0-1
1997-98	George Mason	9-18	6-10	6	
1998-99	George Mason	19-11	13-3	1	NCAA 0-1
1999-00	George Mason	19-11	12-4	t-1	
2000-01	George Mason	18-12	11-5	3	NCAA 0-1
2001-02	George Mason	19-10	13-5	2	NIT 0-1
2002-03	George Mason	16-12	11-7	4	
2003-04	George Mason	23-10	12-6	3	NIT 2-1
2004-05	George Mason	16-13	10-8	6	
2005-06	George Mason	27-8	15-3	t-1	NCAA 4-1
2006-07	George Mason	18-15	9-9	5	
2007-08	George Mason	23-11	12-6	2	NCAA 0-1
2008-09	George Mason	22-11	13-5	2	NIT 0-1
2009-10	George Mason	17-15	12-6	4	CIT 0-1
2010-11	George Mason	27-7	16-2	1	NCAA 1-1
2011-12	Miami	20-13	9-7	t-4	NIT 1-1
2012-13	Miami	29-7	15-3	1	NCAA 2-1
Overall		519-354	290-174		10-14

2013-14 MIAMI HURRICANES



25
GARRIUS ADAMS
Gr. | G | 6-6 | 200
Apex, N.C. | Middle Creek



4
RAPHAEL AKPEJIORI
Sr. | F | 6-9 | 241
Lagos, Nigeria | Sunrise Christian (Kan.)




15
RION BROWN
Sr. | G | 6-6 | 211
Hinesville, Ga. | Liberty County




1
DEANDRE BURNETT
Fr. | G | 6-2 | 191
Miami, Fla. | Carol City




2
CORN ELDER
Fr. | G | 5-10 | 173
Nashville, Tenn. | Ensworth




11
MIKE FERNANDEZ
Fr. | G | 6-1 | 189
Coral Gables, Fla. | Belen Jesuit




12
JUSTIN HELLER
Sr. | G | 6-2 | 177
Boca Raton, Fla. | West Boca Raton




23
TONYE JEKIRI
So. | C | 7-0 | 235
Hialeah, Fla. | Champagnat Catholic



35
JAMES KELLY
Jr. | F | 6-7 | 246
Ann Arbor, Mich. | Owens CC | Pioneer Pontiac, Mich.




22
DONNAVAN KIRK
Gr. | F | 6-9 | 228




20
MANU LECOMTE
Fr. | G | 5-9 | 159




10
SHELDON McCLELLAN
Jr. | G | 6-5 | 206
Houston, Texas | Texas | Bellaire




5
DAVON REED
Fr. | G | 6-6 | 208
Princeton, N.J. | Princeton Day



13
ANGEL RODRIGUEZ
Jr. | G | 5-11 | 181



3
STEVE SORENSON
So. | G | 6-0 | 161



21
ERIK SWOOPE
Sr. | F | 6-5 | 220

San Juan, P.R. | Kansas State | Miami Krop Dallas, Texas | St. Mark's School Lake Elsinore, Calif. | Harvard-Westlake



JIM LARRAÑAGA
Head Coach



ERIC KONKOL
Assistant Coach



MICHAEL HUGER
Assistant Coach



CHRIS CAPUTO
Assistant Coach



ADAM FISHER
Director of Operations

PLAYERS



GARRIUS ADAMS #25

Graduate | Guard | 6-6 | 200

Apex, N.C. | Middle Creek

Adams Season / Career Highs

Points
 Career: 16, at UNGC 02/15/11
 ACC: 14 at Clemson, 1/8/11

Rebounds
 Career: 9, vs. Virginia 2/5/11
 ACC: 9, vs. Virginia 2/5/11

Assists
 Career: 6, vs. McNeese State 11/24/10
 ACC: 4, at Boston College, 2/23/11

Steals
 Career: 3, (4x) last at Ole Miss 11/25/11
 ACC: 3, vs. Boston College, 1/15/11

Blocked Shots
 Career: 2, (2x) last vs. Boston College 1/19/10
 ACC: 2, vs. Boston College 1/19/10

Field Goals
 Career: 6, at UNGC 2/15/11
 ACC: 5, (3x) last vs. Georgia Tech 2/3/11

Field Goal Attempts
 Career: 11, at UNGC 2/15/11
 ACC: 9, (4x) last at Florida State 2/26/11

Free Throws
 Career: 7, vs. UCF 12/18/10
 ACC: 4, (2x) last vs. Virginia 2/5/11

Free Throw Attempts
 Career: 12, vs. UCF 12/18/10
 ACC: 4 (3x) last at Wake Forest 2/9/11

3-Point Field Goals
 Career: 4 (2x) last at West Virginia 12/10/11
 ACC: 4, at Clemson 1/8/11

Foul Disqualifications
 Career: 1, vs. Tennessee Tech 11/11/11
 ACC: --

Minutes
 Career: 40, vs. Virginia 2/5/11
 ACC: 40, vs. Virginia 2/5/11

As a Senior (2012-13): Medical hardship waiver.

As a Junior (2011-12): In 19 games, averaged 4.5 points, 2.1 rebounds, 0.9 assists and 0.6 steals in 16.9 minutes per game ... Shot 39.7 percent from field, 34.0 from distance and 55.0 at the line ... Started first six games of season ... Sat out 14 games in January and February with lower extremity injury. Had surgery on Jan. 19 and returned to court Feb. 18 ... Posted 2.4 points, 0.6 rebounds in five ACC games ... Scored 6.5 ppg in two NIT games, playing 25.5 mppg ... Led (or tied) for team game highs in steals four times and in scoring, rebounding, assists and blocks once apiece ... Season highs include 15 points at West Virginia, eight rebounds vs. Tennessee Tech, three assists vs. Valparaiso, trio of steals at Ole Miss, four three-pointers made at West Virginia and 32 minutes at West Virginia and against Florida Gulf Coast.

As a Sophomore (2010-11): Played in all 36 games, with 24 starts - including stretch of 15 straight during ACC play (1/15-3/6) ... Averaged 7.3 points, 3.7 rebounds, 1.8 assists and 1.0 steal in 28.2 minutes per game ... Played at least 20 minutes in 33-of-36 games this season, with 1,014 minutes on hardwood, ranking 17th in program history ... Scored in double-figures 12 times, including seven times versus ACC opponents ... Grabbed five-plus boards 11 times, including season-high nine in overtime win against Virginia (2/5).

As a Freshman (2009-10): Averaged 3.8 points and 2.1 rebounds per game, playing in 32 games as true freshman -- tying Reggie Johnson for second-most appearances among UM freshmen in 2009-10 ... Started seven-straight games in ACC play -- also second most among UM freshmen, posting 3.9 points and 1.7 boards per outing versus conference opponents ... Knocked down three-pointer in seven of last 12 games ... Scored in double figures twice, including season- and game-high 13 points at Wake Forest (2/2) on season-best 4-of-8 shooting from field -- including season-best 3-for-5 from beyond the -- with three rebounds and steal.

High School: Ranked among the top 20 shooting guards by ESPN and among top 30 by Scout ... Averaged 21.8 points per game as a senior en route to setting Middle Creek High School scoring record in career points ... In 2009, named to N.C. Basketball Coaches Association District 5 All-District first team and *NCPreps.com* All-State Boys Basketball Team ... Competed in North Carolina/South Carolina All-Star Classic ... As a junior, averaged 18.2 points and 7.8 rebounds per game en route to NCHSAA 4-A All-State honors ... Coached by David Kushner ... Averaged 20.1 points per game with AAU team -- Garner Road, and was named to all-tournament team at Bob Gibbons Tournament of Champions in May 2008 ... Also recruited by Wake Forest, NC State, Virginia Tech and South Carolina.

Personal: First name is pronounced GARY-us ... Born Nov. 15, 1990 ... Son of Valerie and Gary Adams ... Brother to Deion, Ashley and Destiny ... Graduated in June 2013 with a degree in sports administration and a minor in sociology ... Currently seeking a second major in sociology ... Aspirations of becoming general manager of NBA team ... Off the court, enjoys music.

2009-10			
Opposition	P	R	A
NC Central	3	4	0
Nova Southeastern	10	2	0
Tulane	4	2	1
UNC Wilmington	0	0	0
South Carolina	3	2	0
FGCU	6	3	2
USC Upstate	1	3	1
Minnesota	2	1	1
at Boston College	4	1	1
SC State	5	4	1
at Stetson	4	5	0
FAU	9	2	1
NC A&T	1	8	1
Bethune-Cookman	6	2	0
at Pepperdine	5	1	2
Wake Forest	0	1	0
at Virginia Tech	6	2	1
at Virginia	0	1	0
Boston College	2	2	3
at Maryland	4	1	1
Virginia Tech	3	1	0
at Wake Forest	13	3	0
at Florida St.	5	3	1
Georgia Tech	6	3	0
at Clemson	5	0	2
Duke	2	2	0
Virginia	3	3	0
NC State	9	1	0
at North Carolina	0	1	0
Florida St.	0	2	0
Wake Forest	0	0	0
Duke	0	0	0


2010-11			
Opposition	P	R	A
Jacksonville	3	1	3
at Memphis	5	7	0
N.C. Central	10	3	2
at Rutgers	0	0	0
McNeese St.	11	4	6
at FGCU	13	5	1
Ole Miss	6	3	2
West Virginia	9	3	2
Stetson	4	2	5
UCF	7	5	0
Oral Roberts	10	2	0
Rice	9	4	3
Akron	4	1	1
Pepperdine	6	0	2
at Duke	0	3	0
at Clemson	14	5	3
BC	12	2	2
Florida St.	2	8	2
at NC State	2	2	2
UNC	12	3	1
at Virginia Tech	11	2	1
Georgia Tech	11	3	1
Virginia	8	9	2
at Wake Forest	8	4	1
Duke	9	6	2
at UNGC	16	4	2
Clemson	4	5	3
at BC	12	6	4
at Florida St.	7	8	3
Maryland	4	4	3
at Georgia Tech	7	1	1
Virginia	10	5	2
UNC	0	3	1
FAU	4	2	1
Missouri St.	8	3	1
at Alabama	4	4	1

2011-12			
Opposition	P	R	A
Tennessee Tech	3	8	0
Rutgers	9	3	2
UNF	14	5	2
FGCU	7	4	1
at Ole Miss	4	7	1
at Purdue	2	1	1
Memphis	0	0	0
at West Virginia	15	3	2
Appalachian St.	3	1	1
UNCG	0	1	1
Wake Forest	6	2	1
at Maryland	0	0	0
Florida State	1	0	0
at NC State	5	1	0
Boston College	0	0	1
at Georgia Tech	0	0	0
vs. Florida State	3	1	1
Valparaiso	8	2	3
Minnesota	5	1	0

ADAMS CAREER STATISTICS

Season	GP	GS	Min.	Avg.	Total			3-Point			Free Throws			Rebounds				Scoring										
					FG	FGA	Pct.	FT	FTA	Pct.	Off.	Def.	Tot.	Avg.	PF	FO	Ast.	TO	Blk	Stl	Pts.	Avg.						
2009-10	32	7	540	16.9	38	118	.322	26	89	.292	19	29	.655	19	47	66	2.1	20	0	19	25	6	23	121	3.8			
2010-11	36	24	1014	28.2	88	227	.388	35	114	.307	51	75	.680	37	95	132	3.7	68	0	66	60	6	37	262	7.3			
2011-12	19	6	319	16.8	29	73	.397	16	47	.340	11	20	.550	11	29	40	2.1	21	1	17	14	2	11	85	4.5			
2012-13	Medical Redshirt																											
TOTAL	87	37	1873	21.5	155	418	.371	77	250	.308	81	124	.653	67	171	238	2.7	109	1	102	99	14	71	468	5.4			

PLAYERS



RAPHAEL AKPEJIORI #4

Senior | Forward | 6-9 | 241

Lagos, Nigeria | Sunrise Christian Academy (Kan.)

Akpejori Season / Career Highs

Points
 Season: 4, at Boston College, 1/16/13
 Career: 8, vs. NC Central 11/19/10
 ACC: 4 (2x) last at Boston College, 1/16/13

Rebounds
 Season: 4 (2x) last vs. Maryland, 1/13/13
 Career: 7, at Purdue 11/29/11
 ACC: 4 (3x) last vs. Maryland, 1/13/13

Assists
 Season: 1, vs. Florida State, 1/27/13
 Career: 1 (3x), last vs. Florida State, 1/27/13
 ACC: 1, vs. Florida State, 1/27/13

Steals
 Season: 1 (3x), last vs. Florida State, 1/27/13
 Career: 1, (8x), last vs. Florida State, 1/27/13
 ACC: 1 (5x), last vs. Florida State, 1/27/13

Blocked Shots
 Season: 2, vs. Charlotte, 12/14/12
 Career: 4 (2x), last vs. UNF 11/19/11
 ACC: 2, vs. Florida State, 1/19/11

Field Goals
 Season: 2, at Boston College, 1/16/13
 Career: 3(2x) last vs. Tennessee Tech 11/11/11
 ACC: 2 (2x) last at Boston College, 1/16/13

Field Goal Attempts
 Season: 3 (2x) last at Boston College, 1/16/13
 Career: 4, UNF 11/19/11
 ACC: 3 (3x) last at Boston College, 1/16/13

Free Throws
 Season: 1, vs. Arizona, 12/23/12
 Career: 4, at Rutgers 11/21/10
 ACC: 2, vs. Florida State, 1/19/11

Free Throw Attempts
 Season: 2, vs. Arizona, 12/23/12
 Career: 4 (4x), last vs. Memphis 12/06/11
 ACC: 3, at Duke, 1/2/11

3-Point Field Goals
 Season: --
 Career: --
 ACC: --

3-Point Field Goal Attempts
 Season: --
 Career: --
 ACC: --

Foul Disqualifications
 Season: --
 Career: --

Minutes
 Season: 13, at Georgia Tech, 1/5/13
 Career: 22, vs. UNF 11/19/11
 ACC: 13, at Georgia Tech, 1/5/13

2013 All-ACC Academic Team ACC Academic Honor Roll

As a Junior (2012-13): ACC Academic Honor Roll ... Averaged 4.0 minutes in two NCAA tournament games, grabbing two rebounds ... In 10 ACC games, recorded six points and six rebounds in 48 minutes ... Season highs: 4 points at Boston College; 4 rebounds twice – vs. Maryland and at Georgia Tech; 1 assist vs. Florida State; 1 steal three times; 2 blocked shots vs. Charlotte; 13 minutes at Georgia Tech.

As a Sophomore (2011-12): Season highs include seven points vs. Tennessee Tech, seven rebounds at Purdue, four blocked shots vs. UNF, 22 minutes vs. UNF ... Averaged 1.6 points, 1.5 rebounds, 0.5 blocks in 22 games played ... Shot 48.1 percent from the field and 58.8 percent at the line ... In ACC play, recorded 1.0 ppg and 1.0 rpg in eight games ... Averaged 3.1 points and 2.6 rebounds in the first nine games of the season ... Led (or tied) for team game highs in blocked shots three times and in rebounds once ... Was perfect from the field in five games, including 3-of-3 against Tennessee Tech ... Notched five points, four rebounds and four blocks in 22 minutes against UNF... Book Buster (3.0 GPA)... Athletics Director Honor Roll (3.2 GPA)... Dean's List (3.5 GPA).

As a Freshman (2010-11): Saw action in 20 games as a true freshman, averaging 1.6 points and 1.6 rebounds in 4.9 minutes per game... Aggressive defensive player that excels at rebounding and shot blocking... Productive during his time on the hardwood, with his 12 blocks tying for third most on the squad... UM's second most active player on the glass, pulling down 18.5 percent of the rebounds when he's in the game - including 20.8 percent of the defensive boards... Hit both free throws at UNC Greensboro (2/15), converting five of his last six attempts from the charity stripe during the season.


High School: Kansas All-State Class 1-A Honorable Mention selection... Rated as the No. 64 power forward by ESPN... Helped his team finish with just two losses in 2009-10, with one of those to nationally-ranked power Providence School (Fla.) who won the 2-A FHSAA state title... Poured in a game-high 23 points (including three dunks) and 12 rebounds in a win over Liberal... Added another double-double with 14 points and 10 rebounds against Dodge City... Named to the Fantasy of Lights All-Tournament Team after helping his team to a championship game win over Mansfield Timberview... Sat out the 2008-09 season with an injury... Named to the Hawk Challenge All-Tournament Team following back-to-back double-digit scoring performances in the state of Florida... Played AAU basketball for Baltimore Elite... Played in the international game during the 2008 Jordan Brand Basketball Classic in New York City... Coached by Kyle Lindsted at Sunrise Christian.

Personal: Full name is Ethasor Raphael Akpejori ... Goes by Raphael ... First name is pronounced A- tha- saur ... Last name is pronounced AHK-peh-jour-ee ... Born Oct. 10, 1990 ... Son of Pius and Clara ... One brother, Eshemokha, and four sisters, Okhiaofe, Ilamosi, Ideoghena and Eboshogwe ... A standout in the classroom as well as on the court, majoring in mechanical engineering ... In August of 2013, averaged 9.2 points and 5.8 rebounds in Action through five games played in Jamaica. Game high was 12 points against the Jamaican National Team, against former teammate Durand Scott ... Also recruited by Texas A&M, Colorado, USF and UCF.

2010-11				2011-12				2012-13			
Opposition	P	R	A	Opposition	P	R	A	Opposition	P	R	A
Jacksonville	0	1	0	Tennessee Tech	7	3	0	Charlotte	2	0	0
at Memphis	2	1	0	Rutgers	3	1	1	at UCF	0	0	1
N.C. Central	8	5	0	UNF	5	4	0	at Hawai'i	0	0	2
at Rutgers	4	2	0	FGCU	0	0	0	vs. Arizona	1	0	1
McNeese St.	2	4	0	at Ole Miss	0	1	0	vs. Indiana State	2	0	3
at FGCU	1	2	0	at Purdue	2	7	1	La Salle	0	0	0
West Virginia	0	0	0	UMass	6	3	0	at Georgia Tech	2	0	4
Stetson	2	0	0	Memphis	2	2	0	at North Carolina	0	0	0
UCF	1	1	0	at West Virginia	3	2	0	Maryland	0	0	4
Oral Roberts	2	4	0	at Charlotte	0	0	0	at Boston College	4	0	2
Rice	0	2	0	Appalachian St.	0	0	0	Duke	0	0	1
Pepperdine	3	2	0	at North Carolina	2	1	0	Florida State	1	0	0
at Duke	1	3	0	at Boston College	0	0	0	Boston College	0	0	0
at Clemson	0	0	0	Maryland	4	1	0	North Carolina	0	0	0
Florida St.	2	0	0	Virginia Tech	0	0	0	Virginia Tech	0	0	0
UNC	1	1	0	North Carolina	0	0	0	Clemson	0	0	0
at Virginia Tech	0	0	0	Wake Forest	0	0	0	vs. Pacific	0	0	2
at UNCg	2	2	0	at Maryland	2	2	0	vs. Marquette	0	0	0
Maryland	0	0	0	Florida State	0	4	0				
at Alabama	0	1	0	at Georgia Tech	0	0	0				
				vs. Florida State	0	1	0				
				Minnesota	0	1	0				

AKPEJIORI CAREER STATISTICS

Season	GP	GS	Min.	Avg.	3-Point			Free Throws			Rebounds				Scoring										
					FG	FGA	Pct.	FT	FTA	Pct.	Off.	Def.	Tot.	Avg.	PF	FO	Ast.	TO	Blk	Stl	Pts.	Avg.			
2010-11	20	0	98	4.9	5	10	.500	0	0	.000	21	32	.656	13	18	31	1.6	16	0	5	12	2	31	1.6	
2011-12	22	3	147	6.7	13	27	.481	0	0	.000	10	17	.588	21	12	33	1.5	27	0	2	7	11	4	36	1.6
2012-13	18	0	81	4.5	5	14	.357	0	0	.000	1	3	.333	6	14	20	1.1	8	0	1	3	3	3	11	0.6
TOTAL	60	3	326	5.4	23	51	.451	0	0	.000	32	52	.615	40	44	84	1.4	51	0	3	15	26	9	78	1.3



RION BROWN

Senior | Guard | 6-6 | 211

#15

Hinesville, Ga. | Liberty County

Brown Season / Career Highs

Points
 Season: 22 (2x) last vs. Boston College 2/5/13
 Career: 22 (2x) last vs. Boston College 2/5/13
 ACC: 22 (2x) last vs. Boston College 2/5/13

Rebounds
 Season: 7, vs. Jacksonville 11/16/12
 Career: 8, vs. Georgia Tech 2/3/11
 ACC: 8, vs. Georgia Tech 2/3/11

Assists
 Season: 3 (2x) last vs. North Carolina, 3/17/13
 Career: 3 (6x), last vs. North Carolina, 3/17/13
 ACC: 3 (4x), last vs. Wake Forest 2/18/12

Steals
 Season: 2 (4x) last vs. Boston College 3/15/13
 Career: 3, vs. NC Central 11/19/10
 ACC: 2 (2x) last vs. Boston College 2/5/13

Blocked Shots
 Season: 1 (2x) last at UMass, 12/1/12
 Career: 1, (6x) last at UMass, 12/1/12
 ACC: 1, (2x) last vs. Maryland, 3/2/11

Field Goals
 Season: 9, at Georgia Tech, 1/5/13
 Career: 9, at Georgia Tech, 1/5/13
 ACC: 9, at Georgia Tech, 1/5/13

Field Goal Attempts
 Season: 14, vs. Illinois, 3/24/13
 Career: 14, vs. Illinois, 3/24/13
 ACC: 11 (2x) last vs. Boston College 2/5/13

Free Throws
 Season: 4, vs. North Carolina, 3/17/13
 Career: 5 (2x) last vs. App. State 12/30/11
 ACC: 4, at NC State 2/29/12

Free Throw Attempts
 Season: 5 (2x) last vs. Boston College 2/5/13
 Career: 6 (2x) last vs. App. State 12/30/11
 ACC: 5, vs. Boston College 2/5/13

3-Point Field Goals
 Season: 5 (2x) last vs. Illinois, 3/24/13
 Career: 6, vs. Maryland 3/2/11
 ACC: 6, vs. Maryland 3/2/11

3-Point Field Goal Attempts
 Season: 10, vs. Illinois, 3/24/13
 Career: 10, vs. Illinois, 3/24/13
 ACC: 8, at North Carolina 1/10/13

Foul Disqualifications
 Season: --
 Career: --

Minutes
 Season: 35, at FGCU 11/13/12
 Career: 37, vs. Valparaiso 3/14/12
 ACC: 30 (2x) last at Boston College, 1/16/13

As a Junior (2012-13): Scored 21 points vs. Illinois to tie for fourth-best outing by a Cane in an NCAA tournament game ... Five 3-pointers tie for second-most ... Third-best scoring average in three NCAA tournament games with 11.7 ppg, after hitting nine 3-pointers ... Also averaged 3.7 rebounds ... In ACC tournament averaged 6.3 points and 1.7 rebounds ... In 15 ACC games hit 21 3-pointers, averaging 6.3 points per game ... Led (or tied) the Canes in scoring three times, rebounds twice and steals twice ... Season highs: 22 points twice - vs. Boston College and at Georgia Tech ... 5 3-pointers made twice - vs. Illinois and vs. Boston College; 7 rebounds vs. Jacksonville; 3 assists vs. North Carolina and at Florida Gulf Coast; 2 steals four times.

As a Sophomore (2011-12): Ended the season on a streak of hitting a three-pointer in seven-straight games, which ties for the fourth-longest current streak in the ACC... Second on the team in three-point percentage, hitting 41-104 (39.4%) from distance ... Second on the squad with 41 made treys ... Played in 31 games, starting the final three of the season ... Did not play against UNF or Florida Gulf Coast due to illness ... In 19.9 minutes per game, averaged 7.2 points, 2.8 rebounds, 0.5 assists, 0.5 steals ... Hit 42.7 percent from the field, 39.4 from distance and 76.6 at the line overall ... In ACC play, averaged 6.0 points, 2.7 rebounds and 1.0 three-pointer made per game ... Scored in double digits 10 times, including the final four games ... Knocked down multiple threes 10 times, twice hitting four... Knocked down 11 threes in the four postseason games, leading the team with 14.3 points in the ACC Tournament and NIT combined ... In the ACC Tournament was second on the team in scoring with 11.5 ppg, hitting five threes in two games, and had 5.0 rebounds ... Led the team in the NIT with 17.0 points and 35.5 minutes per night, and was second with 6.0 rebounds in the two games ... Shot 47.8 percent from the field, 42.9 percent from long range and 85.7 percent at the line in the NIT ... Led (or tied) for team game highs in scoring three times, steals twice and rebounds once ... Season highs include 18 points vs. Valparaiso, four three-pointers made vs. Valpo and FAU, six rebounds three times, three assists vs. Wake Forest and at Boston College, two steals a trio of times and 37 minutes against Valparaiso.

As a Freshman (2010-11): Played in all 36 games, starting all five contests in the postseason - two in ACC Tournament play and three in the NIT... Averaged 4.4 points and 2.0 rebounds in 16.9 minutes per game... Considered the team's top perimeter defender, with a nice mid-range game and explosive moves to the basket... Strong leaper who can fly up and down the court in the transition game... Saw 15-plus minutes on the hardwood in each of the final 18 games, including a personal ACC-high 30 minutes in a breakout game versus Maryland (3/2)... Versus the Terps, registered career highs in points (19), field goals made (6), three-pointers made (6) and assists (3)... Finished 6-of-7 from long range, becoming the third Cane to convert six threes in a single game this season (Adrian Thomas and Malcolm Grant each did it twice)... His six three-pointers are the most by a Miami freshman in a decade - since Darius Rice went 7-for-15 from downtown versus Virginia Tech on Jan. 10, 2001... Also had a big game versus Virginia (2/5) - with the Canes trailing five points with 30 seconds remaining in regulation, sank a deep three-pointer from the U logo, and then with Miami down by three, converted all three free throws with just 13 seconds on the clock to send the game into overtime... Finished with eight points -- with those five in the final 30 seconds of regulation, three rebounds and a block in 24 minutes... Pulled down five boards in the NIT quarterfinal at Alabama (3/23) for his third performance with five-plus boards.

High School: Selected the Class 3-A South Player of the Year by the Georgia Athletic Coaches Association... Listed as a four-star recruit by Rivals and Scout.com... Rated as the No. 15 shooting guard by Scout, No. 47 shooting guard by ESPN and No. 61 nationally by Rivals... Selected as a GHSA State Senior All-Star... As a senior, averaged 22.8 points per game, while shooting 55 percent from the field and 38 percent from beyond the arc... Set school records with a single-game high of 42 points and the single-season record of 660 points... Selected as the WTOC-TV Player of the Week (1/11/10) after that career-high 42-point performance in a win over Burke County... Helped lead his team to the second round of the Georgia 3-A High School State Playoffs... Scored a game-high 28 points (including 10 in the fourth quarter) in a win over West Laurens... Dropped in 28 points for Liberty County in a win over Metter and added 26 points against Bradwell as part of the Gentlemen's Classic Tournament in Statesboro, Ga... Finished with 25 points in Liberty County's win over Thomson... Teammate of Tennessee signee Jordan McRae... Coached by Willie Graham... Played AAU basketball for the Worldwide Renegades.

Personal: First name is pronounced Ryan ... Born Sept. 3, 1991 ... Son of Lisa Brown and Tico Brown, who played basketball at Georgia Tech, in the Continental Basketball Association and overseas. When he retired, Tico was the CBA's all-time leading scorer (8,538 points) and was voted to the All-Time CBA Team ... Brother to Tico Brown II ... Majoring in sports administration, will graduate in May ... Also recruited by Georgia, Alabama and Virginia.

2010-11			
Opposition	P	R	A
Jacksonville	3	2	1
at Memphis	0	2	0
N.C. Central	17	2	2
at Rutgers	5	2	0
McNeese St.	16	4	0
at FGCU	5	0	1
Ole Miss	3	2	1
West Virginia	0	1	0
Stetson	3	0	1
UCF	0	0	0
Oral Roberts	1	1	0
Rice	0	1	0
Akron	0	1	0
Pepperdine	9	1	0
at Duke	0	0	0
at Clemson	1	0	0
BC	0	0	1
Florida St.	0	1	0
at NC State	3	0	1
UNC	0	1	0
at Virginia Tech	7	3	0
Georgia Tech	5	8	1
Virginia	8	3	0
at Wake Forest	0	2	2
Duke	8	3	0
at UNC	0	1	0
Clemson	5	2	0
at BC	4	1	0
at Florida St.	3	7	1
Maryland	19	3	3
at Georgia Tech	3	3	3
Virginia	9	3	0
UNC	5	3	1
FAU	6	1	0
Missouri St.	7	3	2
at Alabama	2	5	1


2011-12			
Opposition	P	R	A
Tennessee Tech	7	3	1
Rutgers	0	4	1
at Ole Miss	0	0	0
at Purdue	3	4	0
UMass	7	2	0
Memphis	6	1	0
at West Virginia	0	0	0
vs. FAU	15	0	0
at Charlotte	11	2	0
Appalachian St.	15	3	0
UNCG	6	2	1
at Virginia	4	1	0
at North Carolina	3	2	0
Clemson	5	2	0
NC State	10	4	0
at Georgia Tech	0	1	1
at Boston College	2	3	3
Maryland	5	3	1
at Duke	5	1	1
Virginia Tech	8	3	0
at Florida State	5	3	0
North Carolina	5	5	1
Wake Forest	11	6	3
at Maryland	4	1	0
Florida State	9	2	0
at NC State	15	4	1
Boston College	5	2	1
at Georgia Tech	10	5	0
vs. Florida State	13	5	0
Valparaiso	18	6	1
Minnesota	16	6	0

2012-13			
Opposition	P	R	A
Stetson	10	1	2
at FGCU	1	4	3
Jacksonville	8	7	1
Detroit	6	5	2
Michigan State	5	0	1
at Massachusetts	6	0	2
Charlotte	4	3	0
at UCF	6	0	1
at Hawai'i	6	1	1
vs. Arizona	2	1	0
vs. Indiana State	7	2	0
La Salle	2	0	1
at Georgia Tech	22	1	0
at North Carolina	9	2	0
Maryland	2	2	0
at Boston College	3	0	1
Duke	4	0	2
Florida State	8	2	2
at Virginia Tech	5	1	2
at NC State	0	1	0
Boston College	22	3	1
North Carolina	11	1	1
at Florida State	2	0	0
at Clemson	5	2	0
Virginia	10	4	0
at Wake Forest	2	6	0
Virginia Tech	3	2	0
at Duke	3	3	0
Georgia Tech	0	1	1
Clemson	3	1	0
vs. Boston College	7	1	1
vs. NC State	0	0	0
vs. North Carolina	12	4	3
vs. Pacific	9	2	0
vs. Illinois	21	5	2
vs. Marquette	5	4	0

BROWN CAREER STATISTICS

Season	GP	GS	Min.	Avg.	3-Point			Free Throws			Rebounds				Scoring										
					FG	FGA	Pct.	FT	FTA	Pct.	Off.	Def.	Tot.	Avg.	PF	FO	Ast.	TO	Blk	Stl	Pts.	Avg.			
2010-11	36	5	607	16.9	51	141	.362	32	90	.356	23	33	.697	13	59	72	2.0	54	0	22	33	3	10	157	4.4
2011-12	31	3	618	19.9	73	171	.427	41	104	.394	36	47	.766	26	60	86	2.8	41	0	16	21	1	15	223	7.2
2012-13	36	6	800	22.2	79	215	.367	38	130	.292	35	47	.745	24	48	72	2.0	52	0	30	22	2	15	231	6.4
TOTAL	103	14	2025	19.7	203	527	.385	111	324	.343	94	127	.740	63	167	230	2.2	147	0	68	76	6	40	611	5.9

PLAYERS



DEANDRE BURNETT

Freshman | Guard | 6-2 | 191

#1

Miami, Fla. | Carol City HS

High School: A 2012 *Parade All-American*, one of only two players from the state of Florida and one of five Atlantic Coast Conference recruits to earn the honor ... Third in the nation in scoring as a high school senior ... As a senior, averaged 37 ppg, 5 apg, and 6 rpg ... Notched 45 points three times in his final prep season ... Recorded 25 points and 11 assists in first game Coach L saw him play ... Class AA Player of the Year ... All-state ... First team Miami-Dade County ... As a junior, averaged 28 ppg ... Played for Barry Robinson at Carol City High School ... Earned varsity letters all four years ... On academic on honor roll ... Played final year at Massanutten Military Academy in Virginia.

Personal: Name is Deandre, but goes by Dre ... Born January 21, 1994 ... Son of Varondria Burnett and James Cook ... Brother to Dalvin, James, Daneisha, Jamiya, and Jameisha ... Grew up a Canes fan ... Also recruited by South Carolina, Ole Miss, Marshall, Virginia, and La Salle ... Majoring in sports administration ... Played AAU for Team U ... Larranaga's third signee from the state of Florida, joining former Hurricane Shane Larkin (Dr. Phillips) and current sophomore Tonye Jekiri (Champagnat).

PLAYERS



CORN ELDER

Freshman | Guard | 5-10 | 173


#2

Nashville, Tenn. | Ensworth HS

High School: Averaged 20.2 points, 4.7 assists, and 4.2 steals in his senior season ... Scored 1,521 career points ... Led Tigers to a 97-20 record in his prep years ... Career-high 41 points in the DII-AA finals game ... Named both the 2013 boys basketball and football player of the year by The Tennessean ... State tournament MVP three-straight years ... Led Ensworth to two straight Division II-AA basketball championships.

Football: Recorded two tackles in collegiate debut vs. FAU ... Rated nation's No. 8 athlete by *247Sports.com* and No. 7 running back by *Rivals.com* ... Also listed as nation's No. 17 and No. 33 running back by *ESPN* and *Scout.com*, respectively ... 4-star athlete ranked as No. 2 running back in Tennessee by both *ESPN* and *Rivals.com* ... Known for his speed and elusiveness ... Rushed for 2,618 yards and 39 touchdowns as senior in 2012 and led Ensworth to third straight Division II-AA state title ... Finished prep football career with 6,351 rushing yards, 84 touchdowns and three consecutive state titles ... No. 2 prospect on The Tennessean Dandy Dozen ... Named Mr. Football Back of the Year in 2011 and 2012 ... Clocked with 4.42 40 time.

Personal: Full name is Cornelius Elder, but goes by Corn.



MIKE FERNANDEZ


Freshman | Guard | 6-1 | 189

#11

Coral Gables, Fla. | Belen Jesuit

High School: All-Dade county team honorable mention two years .. Dade vs. Palm Beach County all-star game ... Averaged 8.0 ppg senior year ... Hit 40 percent of field goals senior year ... Three-year varsity letterman ... Two-year starter at guard ... Coached by Jose Roca ... Honor roll ... Played water polo, winning second place at state ... Also on track team.

Personal: Born April 5, 1995 ... Son of Ilena and Joaquin Novoa and Mike and Constance Fernandez ... Brother to George, Alexander, Cristofer and Michelle Fernandez, and Joaquin Novoa ... Majoring in finance ... First language is Spanish ... Played AAU for Gold Coast: Team Miami ... Recruited by Cornell University.



JUSTIN HELLER

Senior | Guard | 6-2 | 177

#12

Boca Raton, Fla. | West Boca Raton Community

Heller Season / Career Highs

Points	Season: 2, vs. Charlotte, 12/14/12
Career: 2, vs. Charlotte, 12/14/12	
Rebounds	Season: 3, vs. Charlotte, 12/14/12
Career: 3, vs. Charlotte, 12/14/12	
Assists	Season: 1 (2x) last vs. Florida State, 1/27/13
Career: 1 (2x) last vs. Florida State, 1/27/13	
Steals	Season: --
Career: --	
Blocked Shots	Season: --
Career: --	
Field Goals	Season: 1, vs. Charlotte, 12/14/12
Career: 1, vs. Charlotte, 12/14/12	
Field Goal Attempts	Season: 1 (5x), last vs. Florida State, 1/27/13
Career: 1 (5x), last vs. Florida State, 1/27/13	
Free Throws	Season: --
Career: --	
Free Throw Attempts	Season: 2, vs. Charlotte, 12/14/12
Career: 2, vs. Charlotte, 12/14/12	
3-Point Field Goals	Season: --
Career: --	
3-Point Field Goal Attempts	Season: 1 (2x) last vs. Florida State, 1/27/13
Career: 1 (2x) last vs. Florida State, 1/27/13	
Foul Disqualifications	Season: --
Career: --	
Minutes	Season: 3, vs. Charlotte, 12/14/12
Career: 3, vs. Charlotte, 12/14/12	

ACC Academic Honor Roll

As a Junior (2012-13): ACC Academic Honor Roll ... Walk on who played in nine games ... In three minutes against Charlotte grabbed three rebounds and scored two points ... Pulled down a board and notched an assist vs. Florida State.

As a Sophomore (2011-12): Played in seven games, including four ACC matchups ... Attempted two shots, including one three pointer ... Grabbed a pair of defensive rebounds ... Season highs include one field goal attempt against Boston College and Wake Forest, one three-point attempt vs. Boston College, two rebounds against Appalachian State and two minutes vs. App State ... Book Buster (3.0 GPA)... Athletics Director Honor Roll (3.2 GPA).

As a Freshman (2010-11): Walked onto the team... Practiced, but did not see any game time.

High School: After transferring to West Boca, played one year of varsity basketball for the Bulls... Among top 30 three-point scorers in Palm Beach County in 2009-10... The Bulls were the only team to beat powerhouse Dwyer, the top-ranked high school in the county, with an 82-73 victory.


Personal: Born on Dec. 26, 1991 ... Son of Neal Heller and Liz Heller ... Brother to Anthony Anderson ...Majoring in business, with aspirations of becoming a CEO... Recruited by American and North Florida ... Nickname is J-Hell.

2011-12				2012-13			
Opposition	P	R	A	Opposition	P	R	A
at Charlotte	0	0	0	Jacksonville	0	0	0
Appalachian St.	0	2	0	Charlotte	2	3	0
at Boston College	0	0	0	at UCF	0	0	1
Virginia Tech	0	0	0	at Hawai'i	0	0	0
Wake Forest	0	0	0	Duke	0	0	0
Boston College	0	0	0	Florida State	0	1	1
Minnesota	0	0	0	Boston College	0	0	0
				North Carolina	0	0	0
				vs. Pacific	0	0	0

HELLER CAREER STATISTICS

Season	GP	GS	Min.	Avg.	3-Point			Free Throws			Rebounds			Scoring											
					FG	FGA	Pct.	FT	FTA	Pct.	Off.	Def.	Tot.	Avg.	Pts.	Avg.									
2011-12	7	0	4	0.6	0	2	.000	0	1	.000	0	0	.000	0	2	0.3	0	0	0	1	0	0	0	0.0	
2012-13	9	0	11	1.2	1	3	.333	0	1	.000	0	2	.000	0	4	4	0.4	1	0	2	2	0	0	2	0.2
TOTAL	16	0	15	0.9	1	5	.200	0	2	.000	0	2	.000	0	6	6	0.4	1	0	2	3	0	0	2	0.1

PLAYERS



TONYE JEKIRI

Sophomore | Center | 7-0 | 235

#23

Hialeah, Fla. | Champagnat Catholic School

Jekiri Season / Career Highs

Points
 Career: 6, vs. Pacific, 3/22/13
 ACC: 4 (2x) last vs. Virginia Tech, 2/28/13

Rebounds
 Career: 5, vs. Pacific, 3/22/13
 ACC: 4 (2x) last vs. Boston College 2/5/13

Assists
 Career: 1 (3x), last vs. Illinois, 3/24/13
 ACC: 1, at Boston College, 1/16/13

Steals
 Career: 1 (7x), last vs. Illinois, 3/24/13
 ACC: 1 (4x), last vs. Georgia Tech 3/6/13

Blocked Shots
 Career: 2 (3x) last vs. Pacific, 3/22/13
 ACC: 1, vs. Virginia Tech, 2/28/13

Field Goals
 Career: 3, vs. Pacific, 3/22/13
 ACC: 2, vs. Florida State, 1/27/13

Field Goal Attempts
 Career: 5, vs. Pacific, 3/22/13
 ACC: 3 (2x), last vs. Florida State, 1/27/13

Free Throws
 Career: 4, vs. Virginia Tech, 2/28/13
 ACC: 4, vs. Virginia Tech, 2/28/13

Free Throw Attempts
 Career: 6, vs. Virginia Tech, 2/28/13
 ACC: 6, vs. Virginia Tech, 2/28/13

3-Point Field Goals
 Career: --
 ACC: --

3-Point Field Goal Attempts
 Career: --
 ACC: --

Foul Disqualifications
 Career: -
 ACC: -

Minutes
 Career: 16, vs. Pacific, 3/22/13
 ACC: 12 (2x) last vs. Florida State, 1/27/13

2012-13			
Opposition	P	R	A
at FGCU	1	2	0
Jacksonville	0	0	0
Michigan State	0	2	0
at Massachusetts	0	0	0
Charlotte	0	0	0
at UCF	3	2	0
at Hawai'i	1	0	0
vs. Arizona	0	2	0
vs. Indiana State	0	0	0
La Salle	0	1	0
at Georgia Tech	2	2	0
at North Carolina	0	1	0
Maryland	2	4	0
at Boston College	0	1	1
Duke	2	2	0
Florida State	4	2	0
at Virginia Tech	2	1	0
at NC State	0	2	1
Boston College	2	4	0
North Carolina	2	2	0
at Florida State	2	2	0
at Clemson	0	0	0
Virginia	2	0	0
at Wake Forest	2	3	0
Virginia Tech	4	2	0
at Duke	2	0	0
Georgia Tech	0	0	0
Clemson	2	3	0
vs. Boston College	0	1	0
vs. NC State	2	3	0
vs. North Carolina	1	1	0
vs. Pacific	6	5	0
vs. Illinois	4	2	1
vs. Marquette	0	3	0

As a Freshman (2012-13): Two blocked shots vs. Pacific tie for second-most by a Cane in an NCAA tournament game ... Averaged 3.3 points, 3.3 rebounds, 0.7 blocks and 10.3 minutes in three NCAA tournament games ... Hit 5-of-10 from the field ... Notched 1.0 points and 1.7 rebounds in 5.7 minutes in the three ACC tournament outings ... Played all 18 ACC games, posting 1.7 points, 1.7 rebounds 0.3 blocks in 6.9 minutes ... Saw time in 34 of 36 total games, averaging 1.4 points and 1.6 rebounds in 6.9 minutes ... 11 blocks were fourth-most on the team ... Hit 51.4 percent (18-of-35) of his shots ... Led (or tied) the Canes in blocks three times ... Season highs: 6 points vs. Pacific; 4 free throws made vs. Virginia Tech; 5 rebounds vs. Pacific; 1 assist four times; 1 steal seven times; 2 blocked shots three times; 16 minutes vs. Pacific.


High School: Rated the 17th-best center in the country by ESPN.com and No. 13 by Scout.com ... Averaged 20 points, 12 rebounds and 5 blocks per game as a senior ... Notched 45 points and 20 rebounds in regional semifinals and 18 points, 14 rebounds and six blocks in regional finals ... Led his team to the 2A state title game ... First team 2011-12 Boys Class 2A All-State Team ... First Team All-FHSAA Tournament at state championships ... Orlando Sentinel's 2011-12 All-Florida boys basketball team ... Averaged 14 points and 10 rebounds per game as a junior with Champagnat, his first year of organized hoops ... Team MVP ... Team captain ... On the AAU circuit, played for Team Breakdown ... Dominated at the Source Hoops Elite Camp and led Team Breakdown to championships in the Breakdown Hoops Festival and the Big Shots Myrtle Beach I ... Can play with his back to the basket or step out for a 10-12-foot shot ... Runs the floor like a guard and has an unstoppable motor.

Personal: Born July 23, 1994 in Nigeria ... Given name is Tonye Frank Jekiri (TAHN-yay Ja-KEER-EE) ... Son of Emilinia and Frank ... Brother to Tammie, Omiebi and Boma ... Majoring in sports administration ... Chose his jersey number 23 because July 23 is his birthday ... Originally from Nigeria, Jekiri moved to South Florida in September 2010 to begin his basketball career ... Previously played soccer ... Chose Miami over considerations from Virginia Tech, Clemson, Florida State, Auburn, Vanderbilt and Alabama ... Jekiri is Larranaga's second recruit from the state of Florida, joining former Canes PG Shane Larkin from Orlando, Fla. ... Enjoys dancing.

JEKIRI CAREER STATISTICS

Season	GP	GS	Min.	Avg. FG	3-Point			Free Throws			Rebounds				Scoring										
					FGA	Pct.	FG	FGA	Pct.	FT	FTA	Pct.	Off.	Def.	Tot.	Avg.	PF	FO	Ast.	TO	Blk	Stl	Pts.	Avg.	
2012-13	34	0	235	6.9	18	35	.514	0	0	.000	11	20	.550	28	27	55	1.6	35	0	4	11	11	7	47	1.4

PLAYERS



JAMES KELLY

Junior | Forward | 6-7 | 246


#35

Ann Arbor, Mich. | Owens CC | Pioneer HS

Junior College (Owens): In two seasons at Owens, averaged 17.9 points, 10.0 rebounds, 1.0 assist, 1.5 steals and 1.5 blocks per game ... Totaled 1,219 points, 678 rebounds, 105 blocks, 104 steals and 70 assists ... First player in program history to record 1,000 points, 600 rebounds, 100 steals and 100 blocks in his career ... 38 career double-doubles ... Featured on ESPN's Top 10 Plays ... Holds single-season records for most blocks (57, 2011-12) and most rebounds (363, 2012-13), as well as career records for most blocks (105) and most rebounds (678) ... Four-time OCCAC Player of the Week ... Sophomore season shot 52.2 percent from the field and averaged 18.3 points, 10.1 rebounds, 1.7 steals and 1.3 blocks per game ... Led the Ohio Community College Athletic Conference (OCCAC) in scoring (21.1 ppg) and rebounding (11.4 rpg), third in blocks (1.6bpg) and fourth in steals (2.3spg) ... In sophomore season had 20 double-doubles and one triple-double ... First Team All-Ohio Community College Athletic Conference (OCCAC), First Team All-Region XII and NJCAA D-II Second Team All-American as a sophomore ... Rookie year was named Second Team All-OCCAC and the team's co-MVP (Edmonds) ... Played in NJCAA Division II tournament semifinals.

High School: Averaged 15 points, eight rebounds, two steals, two blocks and one assist per game ... League MVP ... All-state ... Coached by Rex Stanazach.

Personal: Born August 12, 1993 ... Son of Darlene Ison and Desi Kelly ... Brother to Desi Kelly, Jr. ... Majoring in liberal arts ... Started playing basketball junior year of high school, after a four-inch growth spurt ... Recruited by Michigan State, New Mexico, West Virginia and Clemson ... Played AAU for the Michigan Warriors.



DONNAN KIRK #22

Graduate | Forward | 6-9 | 228

Pontiac, Mich. | DePaul | Detroit Country Day HS

Kirk Season / Career Highs

Points
Career: 16 (2x), last at Notre Dame, 2/13/2013
ACC: --
Rebounds
Career: 11, vs. Providence 2/25/12
ACC: --
Assists
Career: 2, vs. Austin Peay 11/17/12
ACC: --
Steals
Career: 2 (7x), last vs. Pittsburgh 3/9/13
ACC: --
Blocked Shots
Career: 8, vs. Providence 2/25/12
ACC: --
Field Goals
Career: 7 (3x), last vs. Notre Dame 2/13/13
ACC: --
Field Goal Attempts
Career: 13, vs. Notre Dame 2/2/13
ACC: --
Free Throws
Career: 5, vs. Wichita State 11/20/12
ACC: --
Free Throw Attempts
Career: 6, vs. Wichita State 11/20/12
ACC: --
3-Point Field Goals
Career: 2 (2x), last at Notre Dame 2/13/13
ACC: --
3-Point Field Goal Attempts
Career: 3 (3x), last at Georgetown 2/20/13
ACC: --
Foul Disqualifications
Career: 4, last vs. Providence 1/5/13
ACC: --
Minutes
Career: 39, at Notre Dame 2/13/13
ACC: --

Career Notes: Played in 71 career games that include 54 in a DePaul uniform ... 37 career starts including 34 at DePaul ... 12th in DePaul history with 82 blocked shots in a Blue Demon uniform ... Transferred to DePaul from Miami (Fla.) in January 2011 ... Played in 17 games for the Hurricanes.

MIAMI 2009-10			
Opposition	P	R	A
N.C. Central	4	4	0
Nova Southeastern	4	5	0
vs. Tulane	2	0	0
vs. UNC-W	0	0	0

MIAMI 2010-11			
Opposition	P	R	A
Jacksonville	0	0	0
at Memphis	6	4	0
N.C. Central	6	4	0
at Rutgers	0	0	0
McNeese State	4	3	0
at FGCU	6	6	0
Ole Miss	1	1	0
West Virginia	2	1	0
Stetson	6	0	0
vs UCF	4	1	0
vs Oral Roberts	0	0	0
vs Rice	0	0	0
vs Akron	0	1	0

DEPAUL 2011-12			
Opposition	P	R	A
vs Minnesota	2	0	0
vs Texas Tech	2	4	0
vs Arizona State	0	1	0
at Northern Illinois	0	2	0
Arkansas PB	6	6	0
Cal Poly	0	4	0
Syracuse	14	3	1
Pittsburgh	2	8	0
at Louisville	0	2	0
Georgetown	4	1	0
USF	0	1	0
at Rutgers	0	2	0
at Cincinnati	6	2	0
Marquette	0	3	1
at Notre Dame	4	7	0
at Connecticut	8	5	0
at St. John's	0	5	1
Louisville	11	4	1
at St. John's	6	5	0
Providence	4	11	0
at West Virginia	0	2	1
Seton Hall	8	8	0
vs Connecticut	4	6	0

DEPAUL 2012-13			
Opposition	P	R	A
UC Riverside	8	4	1
Gardner-Webb	8	2	0
Austin Peay	2	2	2
vs Wichita State	5	4	0
vs W. Kentucky	9	5	1
Fairfield	10	9	0
at Auburn	7	3	1
at Chicago State	3	3	0
Milwaukee	14	1	0
at Arizona State	2	2	1
Northern Ill.	2	0	1
UMBC	5	5	0
Loyola-Chicago	6	1	0
Seton Hall	2	1	0
at Providence	8	6	0
Cincinnati	4	4	0
St. John's	6	5	0
at Pittsburgh	3	3	0
at St. John's	6	6	1
Notre Dame	11	7	1
Villanova	3	4	1
at Marquette	16	4	1
at Notre Dame	16	4	0
Rutgers	11	7	0
at Georgetown	8	8	1
Connecticut	6	2	0
Louisville	2	9	0
at USF	5	2	0
at Syracuse	2	3	1
Pittsburgh	0	2	1
vs Rutgers	2	3	0

As a Junior at DePaul (2012-13): Played in 31 games with 30 starts ... Averaged 25.5 minutes per game ... Led team with 50 blocked shots ... The 50 rejections are 10th on the DePaul season chart ... Only 10 players in DePaul program history have blocked at least 50 shots in a season ... 13 games of two or more rejections ... No. 102 in NCAA statistical rankings with 1.61 blocks per game ... Ranked among BIG EAST leaders in blocked shots for all games (6th - 1.61 bpg) and conference games only (10th - 1.35 bpg) ... Made a dozen three-pointers after totaling just three over first 40 games of career.

As a Sophomore at DePaul (2011-12): Played in 23 games with four starts ... Averaged 5.3 points, 6.3 rebounds and 2.8 blocks per game in 27.3 minutes per game as a starter ... Finished season with at least one blocked shot in six straight games (17 total) ... Sixth in the league in BIG EAST games only with 1.6 blocks per game ... Grabbed 11 rebounds and blocked eight shots with four points against Providence.

As a Redshirt Freshman at Miami (2010-11): Played in 13 games with three starts before transferring to DePaul in January ... Averaged 2.7 points and 1.6 rebounds in 9.5 minutes per game.

As a Freshman at Miami (2009-10): Played in just four games due to back injury ... Earned the team's "Iron Man Award", in recognition of the UM men's basketball player who has exhibited dedication in the classroom, locker room and weight room.


High School: Ranked among the top 30 power forwards by both ESPN.com and Scout.com ... As a senior, averaged 13.2 points, nine rebounds and two blocks per game en route to a 24-2 record and Detroit News All-North honors ... Detroit Country Day was ranked No. 1 among Greater Detroit area schools by ESPN RISE heading into the 2008-09 season ... participated in the 2009 Academic All-American Classic, featuring the country's top basketball players that also excelled in the classroom ... Coached by Kurk Keener ... As a junior, averaged 10.5 points, 6.5 rebounds and two blocks per game ... Played AAU basketball for The Family ... Recruited out of high school by Michigan State, USF and USC.

Personal: Born July 22, 1991 ... Son of Eric Kirk and Tanya Orr ... Brother, Eric Jr. and two sisters, Paige and Bria ... Earned B.S. in marketing with an emphasis in sales leadership from DePaul ... Currently working on masters in community and social change ... Played AAU for The Family ... Attended Miami in 2009-10 (redshirt) and 2010-11 seasons before transferring to DePaul.

KIRK CAREER STATISTICS

Season	GP	GS	Min.	Avg.	FG			Total		3-Point		Free Throws			Rebounds				Scoring						
					FGA	Pct.	FT	FTA	Pct.	Off.	Def.	Tot.	Avg.	PF	FO	Ast.	TO	Blk	Stl	Pts.	Avg.				
2009-10	4	0	26	6.5	4	7	.571	0	0	.000	2	2	1.000	4	5	9	2.3	2	0	0	3	0	2	10	2.5
2010-11	13	3	124	9.5	13	32	.406	0	2	.000	9	10	.900	7	14	21	1.6	18	0	0	14	4	2	35	2.7
2011-12	23	4	415	18.0	32	73	.438	3	9	.333	14	20	.700	31	61	92	4.0	60	3	5	11	32	10	81	3.5
2012-13	31	30	791	25.5	78	159	.491	12	31	.387	24	34	.706	40	81	121	3.9	65	1	14	23	50	11	192	6.2
Totals	71	37	1356	19.1	127	271	.469	15	42	.357	49	66	.742	82	161	243	3.4	145	4	19	51	86	25	318	4.5

PLAYERS



MANU LECOMTE

Freshman | Guard | 5-9 | 159

#20

Brussels, Belgium | Athene des Pagodes

Personal

Full name is Emmanuel Lecomte ... Goes by Manu [man-ew] ... Born Aug. 16, 1995 ... Son of Philippe and Marie ... Brother to Christina ... Played for second division Mons-Hainaut Belfius in Belgium ... Majoring in economics ... Also played for Dexia Mons-Hainaut where he has averaged 12.4 points, 2.8 rebounds, and 3.2 assists per game ... A true point guard who can also shoot the three or pull up for jumpers ... Competed in Belgium's U16, U18 and U20 championships, most recently playing in the U18 European Championship, where he led his country in scoring with 12.0 ppg and 2.9 assists in eight outings ... Also recruited by Gonzaga, Creighton and UAB.



SHELDON McCLELLAN #10

Junior | Guard | 6-5 | 206

Houston, Texas | University of Texas | Bellaire

McClellan Season / Career Highs

Points
Career: 27, at Texas Tech, 3/9/13

Rebounds
Career: 9, Rice, 12/29/12

Assists
Career: 3 (4x), last at Oklahoma 2/27/13

Steals
Career: 4, at Kansas, 2/16/13

Blocked Shots
Career: 1 (6x), last at Houston 3/20/13

Field Goals
Career: 10 (2x), last at Oklahoma, 1/21/13

Field Goal Attempts
Career: 20, at Oklahoma, 1/21/13

Free Throws
Career: 14, vs. Fresno State, 11/9/12

Free Throw Attempts
Career: 14, vs. Fresno State, 11/9/12

3-Point Field Goals
Career: 4 (2x), last vs. Miss State, 11/21/12

3-Point Field Goal Attempts
Career: 9, vs. Oklahoma 2/29/12

Foul Disqualifications
Career: --

Minutes
Career: 41, at Baylor 1/5/13

As a Sophomore (2012-13): Played in 34 games with 15 starts ... Averaged 13.5 points, 3.9 rebounds, 0.9 assists, 0.8 steals ... Shot 38.2 percent from the field, 27.3 percent from distance and 83.3 percent at the line ... Season-high 27 points scored at Texas Tech on March 9.

As a Freshman (2011-12): Played in all 34 games with nine starts ... Second on the team in scoring (11.3 ppg) while converting 44.8 percent from the floor (129-of-288) and 75.6 percent from the free throw line (90-of-119) ... Topped the 20-point mark twice ... Double figures in scoring in 21 games ... Averaged 12.5 points in 26.1 minutes per game while hitting 54-of-118 (.458) field goals over the last 12 contests of the season.

High School: No. 47 prospect nationally in the ESPN 100 and No. 60 prospect by Rivals.com following senior season ... Averaged a team-best 25.6 points, 7.2 rebounds, 5.0 assists and 2.0 steals per game while helping Bellaire to a 20-9 mark and the first round of the Class 5A state playoffs ... Career-high 56 points in the season-opening win against Booker T. Washington ... Averaged 20 points per game while leading Bellaire to a 35-2 record and a trip to the Class 5A regional finals in his junior season ... Coached by Bruce Glover.

Personal: Born Dec. 21, 1992 in Houston, Texas ... Full name is Sheldon Reeves McClellan ... Son of Angel Johnson (mother) ... Brother to Justin Jones ... Majoring in liberal arts ... Played AAU for Houston Select ... Cousin Jawaan McClellan played basketball for Arizona and professionally overseas ... Favorite food is a homemade sloppy joe.

2011-12				2012-13			
Opposition	P	R	A	Opposition	P	R	A
Boston Univ.	6	1	2	Fresno State	20	2	0
Rhode Island	10	2	0	Coppin State	25	2	1
vs Oregon State	12	5	1	vs Chaminade	14	1	1
vs NC State	16	3	0	vs USC	11	7	1
Sam Houston St.	12	6	0	vs Mississippi St.	19	5	0
North Texas	8	1	0	Sam Houston St.	16	8	0
at UCLA	8	2	0	UT Arlington	14	5	1
UT Arlington	23	6	0	vs Georgetown	12	4	0
Texas State	13	6	1	vs UCLA	12	2	3
Nichols State	12	3	1	Texas State	10	8	2
Temple	6	8	0	North Carolina	18	6	3
at North Carolina	16	2	0	at Michigan St.	13	2	0
Rice	19	2	0	Rice	14	9	0
at Iowa State	14	4	0	at Baylor	21	5	2
Oklahoma State	6	4	1	West Virginia	9	5	0
Texas A&M	7	0	1	at Iowa State	0	0	0
at Missouri	6	3	2	Kansas	18	1	1
at Kansas State	19	3	2	at Oklahoma	25	4	2
Kansas	11	5	1	Texas Tech	10	3	0
Iowa State	5	2	1	at Kansas State	15	4	1
at Baylor	2	0	1	TCU	15	3	0
Missouri	2	3	0	at West Virginia	14	8	1
Texas Tech	17	3	1	Oklahoma State	4	2	0
at Texas A&M	15	3	0	Iowa State	18	8	0
Kansas State	11	7	0	at Kansas	7	4	0
at Oklahoma	13	5	0	at TCU	0	0	0
at Oklahoma St.	15	2	0	Kansas State	15	5	1
Baylor	13	5	0	Oklahoma	18	8	3
at Texas Tech	7	3	1	at Oklahoma St.	0	2	0
Oklahoma	24	3	0	Baylor	23	1	0
at Kansas	6	2	2	at Texas Tech	27	4	2
vs Iowa State	9	2	0	vs TCU	12	1	1
vs Missouri	10	4	0	vs Kansas State	5	1	1
vs Cincinnati	10	2	3	at Houston	6	2	2

MCCLELLAN CAREER STATISTICS

Season	GP	GS	Min.	Avg.	3-Point			Free Throws			Rebounds				Scoring										
					FG	FGA	Pct.	FT	FTA	Pct.	Off.	Def.	Tot.	Avg.	PF	FO	Ast.	TO	Blk	Stl	Pts.	Avg.			
2011-12	34	9	879	25.9	129	288	.448	35	113	.310	90	119	.756	39	73	112	3.3	34	0	21	30	3	35	383	11.3
2012-13	34	15	929	27.3	136	356	.382	33	121	.273	155	186	.833	36	96	132	3.9	28	0	29	57	3	28	460	13.5
TOTAL	68	24	1808	26.6	265	644	.411	68	234	.291	245	305	.803	75	169	244	3.6	62	0	50	87	6	63	843	12.4

PLAYERS



DAVON REED


Freshman | Guard | 6-6 | 208

#5

Ewing, N.J. | Princeton Day School (N.J.)

High School: Four-star swingman listed as a Top 100 player (No. 97) by *Rivals.com* and No. 78 in the Class of 2013 by ESPN ... Third-best talent in New Jersey and 18th best nationally at the shooting guard position, according to *ESPN.com* ... *Rivals* ranks him as 24th among shooting guards ... Kevin Durant Skills Academy ... 2,000 point scorer ... Averaged 24 points and 10 rebounds as a senior ... McDonald's All-American candidate ... Prep B Player of the Year in New Jersey .. All-area player of the year twice ... Averaged 27 points and nine rebounds per game for Princeton Day School (N.J.) junior season ... Coached by Paris McClean ... Youth Role Model Award from Join-Effort Princeton for both dedication to his community and excellence in his personal life.

Personal: Born June 11, 1995 ... Son of David and Rose Reed ... Brother to Miles ... Majoring in sports administration ... Played AAU ball with Team Final ... Chose Miami over offers from Wake Forest, Cincinnati, Xavier and Memphis.



ANGEL RODRIGUEZ #13

Junior | Guard | 5-11 | 181

Cupey, P.R. | Kansas State University | Miami Krop HS

Rodriguez Season / Career Highs

Points
Career: 22, vs. Baylor, 2/16/13
Rebounds
Career: 6, twice
Assists
Career: 10, twice
Steals
Career: 4, three times
Blocked Shots
Career: 1, vs. Oklahoma State, 3/3/12
Field Goals
Career: 8, vs. TCU, 3/5/13
Field Goal Attempts
Career: 19, vs. Lamar, 11/12/12
Free Throws
Career: 8, at Texas, 2/23/13
Free Throw Attempts
Career: 11, at Oklahoma State, 1/21/12
3-Point Field Goals
Career: 5, twice
3-Point Field Goal Attempts
Career: 10, vs. TCU, 3/5/13
Foul Disqualifications
Career: 5, 4 in 2011-12, 1 in 2012-13
Minutes
Career: 39, at Baylor, 2/18/12

As a Sophomore (2012-13): NABC District 8 second team ... All-Big 12 Second Team ... Big 12 All-Defensive Team ... Phillips 66 All-Championship Team ... Big 12 Co-Champions ... Phillips 66 co-Big 12 Player of the Week (Feb. 18) ... Averaged 11.4 points on 36.1 percent shooting, including 34.4 percent from 3-point range, to go with 5.2 assists, 2.1 rebounds and 1.5 steals in 28.2 minutes per game ... Started all 33 games ... Hit 82.6 percent at the free throw line and posted a 2.2 assist to turnover ratio ... Led the Wildcats in 3-point field goals (55), assists (173) and steals (50) ... Second on team in scoring (11.4 ppg.), double-digit scoring games (23) and minutes per game (28.2) ... Among Top 5 in the Big 12 in assist-to-turnover ratio (second), assists (third), free throw percentage (third) and steals (fourth) ... 173 assists are second-most in a single-season at K-State ... 5.24 assists per game average and 2.22 assist-to-turnover ratio rank fifth in school history ... Earned Jack Hartman Top Defensive Player and the Ernie Barrett Play Hard team awards.

As A Freshman (2011-12): Saw action in 32 games with 17 starts as a true freshman ... 17 starts all came in the last 17 games ... Fall 2011 Big 12 Commissioner's Honor Roll ... Averaged 8.3 points on 36 percent shooting (80-of-222), including 31.7 percent (32-of-101) from 3-point range, with 3.2 assists, 2.5 rebounds and 1.3 steals in 21.7 minutes per game ... Ranked among the Top 5 in seven categories, first in assists and steals, third in field goal attempts, 3-point field goals, free throws and fourth in scoring and minutes ... First freshman to pace the team in both assists and steals since Steve Henson in 1986-87 ... Ranked 11th in the Big 12 in assists, steals and assist-to-turnover ratio (1.2) ... One of just two freshmen in the league to rank in Top 15 in all three categories ... 14 double-digit points efforts ... Led the team in scoring in five games, including a season-best 17 points vs. Southern Illinois (12/22/11) ... Connected on at least two 3-point field goals in nine games, including a season-high five vs. Southern Illinois (12/22/11) ... Had a season-high six rebounds in a win at Oklahoma State (1/21/12) ... Paced the squad in assists in a team-best 13 games, including 12 in Big 12 play ... Dished out a season-best eight vs. Iowa State (2/25/12) ... Had at least five assists in eight games ... Nabbed at least one steal in 21 games, including a season-best four at Baylor (2/18/12) and Iowa State (2/25/12) ... Averaged 8.2 points on 39.1 percent shooting (45-of-115), including 31.1 percent (14-of-45), with 3.8 assists, 2.6 rebounds and 1.6 steals per game in Big 12 play ... Ranked among the Top 5 on the team in six categories in Big 12 play, including first in assists and steals, third in scoring, field goals and 3-point field goals and fourth in minutes ... Placed in the Top 10 in the Big 12 in assists (eighth), steals (fourth) and assist-to-turnover ratio (10th), the only Big 12 freshman to rank among the Top 10 in all three categories ... Started the Big 12 Championship Quarterfinal game vs. Baylor (3/8/12) and both NCAA Tournament games, the only freshman to do so on the squad ... Finished the year with double-digit points in five of the last six games ... Coached by Frank Martin.

High School: No. 4 prospect in the state of Florida by FloridaHoops.com... A three-year letterman at Dr. Michael Krop High School in Miami, Fla. ... Averaged 23 points and six assists as a senior ... Named first team All-Class 6A by the Florida Association of Basketball Coaches (FABC) ... All-Dade County team by the Miami Herald ... Had the steal and game-winning basket in a 57-55 win over Hialeah-Miami Lakes and future Kansas State teammate Adrian Diaz to capture the District 13-6A title ... Posted 32 points against Carol City (2/10/11) in the District 13-6A semifinals ... Helped the Lightning to a 26-6 record and its first trip to the Class 6A state final four as a junior in 2009-10 ... Averaged 20.9 points, seven assists and 3.9 rebounds as a junior... Miami Herald's 2009-10 Class 6A Player of the Year ... First team all-state... Second team All-Florida (all classifications) ... First team All-Class 6A by FloridaHoops.com as a junior ... Collected a team-high 23 points and eight rebounds in the loss to Orlando Dr. Phillips in the state semifinals ... Posted 39 points in the Regional Final win over Columbus ... 38 points in a win over Arlington Country Day ... Led the team in scoring and assists as a sophomore en route to guiding the Lightning to district title ... First team All-Dade County by the Miami Herald ... Injured knee during the summer after senior year of high school ... Coached by Marcos "Shakey" Rodriguez.


Personal: Angel Daniel Rodriguez Tricoche was born Dec. 5, 1992, in San Juan, Puerto Rico ... Left Puerto Rico at age 15 to come to the U.S. to play basketball ... Mother is Jacqueline Tricoche ... Has two younger brothers, Luis Rivera and Yaniel Rivera... Cousin, Javi Gonzalez, played three seasons (2007-10) at N.C. State ... Received scholarship offers from a number of schools, including Louisville, Florida and N.C. State... Major is sports administration ... Enjoys singing and watching reality TV.

2011-12				2012-13			
Opposition	P	R	A	Opposition	P	R	A
Charleston So.	5	2	1	North Dakota	13	2	2
Loyola Chicago	7	2	2	Lamar	19	2	4
UMES	5	2	1	Ala. Huntsville	10	5	6
George Washington	0	0	1	North Florida	2	2	6
at Virginia Tech	1	2	4	vs Delaware	12	4	5
vs West Virginia	7	4	3	vs Michigan	10	3	6
North Florida	6	4	2	USC Upstate	1	0	2
Alabama	13	3	7	at George Washington	17	0	5
vs So. Illinois	17	3	1	vs Gonzaga	14	0	3
vs UTEP	16	2	4	Texas Southern	9	1	5
vs Long Beach State	0	0	1	FLORIDA	4	1	3
Howard	11	3	2	Oklahoma State	3	3	8
at Kansas	0	1	0	at West Virginia	9	0	2
Missouri	3	2	4	at TCU	3	2	3
Baylor	7	0	1	Oklahoma	12	2	9
Texas	4	1	2	Kansas	12	5	8
at Oklahoma State	14	6	3	at Iowa State	9	1	6
at Texas Tech	8	3	3	Texas	11	2	8
Oklahoma	10	2	2	at Oklahoma	4	0	3
at Iowa State	8	3	5	at Texas Tech	13	0	2
Texas A&M	13	5	4	Iowa State	20	2	3
Texas Tech	7	2	3	at Kansas	17	2	6
at Texas	15	2	3	Baylor	22	5	10
Kansas	0	2	5	West Virginia	11	0	7
at Baylor	15	3	6	at Texas	16	2	7
at Missouri	7	3	6	Texas Tech	16	4	7
Iowa State	11	2	8	at Baylor	13	3	8
at Texas A&M	13	2	5	TCU	21	0	10
Oklahoma State	5	5	5	at Oklahoma State	10	5	6
vs Baylor	12	1	2	vs Texas	13	3	5
vs Southern Miss	13	3	4	vs Oklahoma State	17	6	4
vs Syracuse	12	4	1	vs Kansas	10	1	1
				vs La Salle	2	1	4

RODRIGUEZ CAREER STATISTICS

Season	GP	GS	Min.	Avg.	3-Point			Free Throws			Rebounds				Scoring										
					FG	FGA	Pct.	FT	FTA	Pct.	Off.	Def.	Tot.	Avg.	PF	FO	Ast.	TO	Blk	Stl	Pts.	Avg.			
2011-12	32	7	694	21.7	80	222	.360	32	106	.317	73	106	.689	18	61	79	2.5	89	4	101	85	1	41	265	8.3
2012-13	33	33	930	28.2	115	319	.361	55	160	.344	90	109	.826	18	51	69	2.1	70	1	173	78	0	50	375	11.4
Totals	65	40	1,624	25.0	195	541	.360	87	261	.333	163	215	.758	36	112	148	2.3	159	5	274	163	1	91	640	9.8

PLAYERS



STEVE SORENSON

Sophomore | Guard | 6-0 | 161

#3

Dallas, Texas | St. Mark's School of Texas

Sorenson Season / Career Highs

Points	Career: 1, vs. Duke 1/23/13
Rebounds	Career: --
Assists	Career: --
Steals	Career: --
Blocked Shots	Career: --
Field Goals	Career: --
Field Goal Attempts	Career: --
Free Throws	Career: 1, vs. Duke 1/23/13
Free Throw Attempts	Career: 1 (2x) last vs. Duke 1/23/13
3-Point Field Goals	Career: --
3-Point Field Goal Attempts	Career: --
Foul Disqualifications	Career: --
Minutes	Career: 3, vs. Charlotte, 12/14/12

ACC Academic Honor Roll

As a Freshman (2012-13): ACC Academic Honor Roll ... Walk on who joined the team prior to the season ... Played in eight games ... Hit a free throw vs. Duke to score first collegiate point on Jan. 23, 2013.

High School: Named all state by the Texas Association of Basketball Coaches as a senior ... TABC academic all-state ... Two-time All-Southwest Preparatory Conference... Trinity Valley Christian all-tournament team twice ... Team captain both junior and senior seasons ... Averaged 18 points, six assists, three rebounds, two steals in senior campaign ... Shot 50 percent from both the field and distance in final season ... Team leadership award ... Invited to TABC all-star game and 2012 Showboat Classic ... Team MVP ... Notched 12 points, five assists, four rebounds and two steals per game sophomore season ... Shot 50 percent from the field and 49 percent from three ... Most improved player sophomore season ... Three-year letterwinner ... Honor roll all four years.


Personal: Full name is Steven Lewis Sorenson, goes by Steve ... Born Dec. 30, 1993 in St. Louis, Mo. ... Son of Skip and Yvonne ... Brother to Erik, who was a walk-on with the Virginia Tech basketball team from 2010-12 ... Played AAU ball for Dallas Heroes ... Majoring in business.

2012-13			
Opposition	P	R	A
Jacksonville	0	0	0
Charlotte	0	0	0
at Hawai'i	0	0	0
Duke	1	0	0
Florida State	0	0	0
Boston College	0	0	0
North Carolina	0	0	0
vs. Pacific	0	0	0

SORENSON CAREER STATISTICS

Season	GP	GS	Min.	Avg.	3-Point			Free Throws			Rebounds				Scoring											
					FG	FGA	Pct.	FT	FTA	Pct.	Off.	Def.	Tot.	Avg.	PF	FO	Ast.	TO	Blk	Stl	Pts.	Avg.				
2012-13	8	0	10	1.3	0	0	.000	0	0	.000	1	3	.333	0	0	0	0.0	0	0	0	0	3	0	0	1	0.1

PLAYERS



ERIK SWOOPE

Senior | Forward | 6-5 | 220

#21

Lake Elsinore, Calif. | Harvard-Westlake

Swoope Season / Career Highs

Points
 Season: 7, vs. Jacksonville 11/16/12
 Career: 13, vs. Pepperdine 12/30/10
 ACC: 6, at Duke, 1/2/11

Rebounds
 Season: 4 (3x) last at Boston College, 1/16/13
 Career: 6, vs. NC Central 11/19/10
 ACC: 4 at Boston College, 1/16/13

Assists
 Season: 1 (3x) last at Duke 3/2/13
 Career: 2, at West Virginia 12/10/11
 ACC: 1 (3x), last at Duke 3/2/13

Steals
 Season: 2, vs. Jacksonville 11/16/12
 Career: 3 (3x), last vs. Rutgers 11/15/11
 ACC: 3, vs. Florida State, 1/19/11

Blocked Shots
 Season: 1, vs. Marquette, 3/28/13
 Career: 2 (2x), last vs. UNF 11/19/11
 ACC: --

Field Goals
 Season: 3 (2x), last vs. Marquette, 3/28/13
 Career: 4, vs. Pepperdine 12/30/10
 ACC: 2, vs. Florida State, 1/19/11

Field Goal Attempts
 Season: 4, vs. Charlotte, 12/14/12
 Career: 8, at Duke 1/2/11
 ACC: 8, at Duke, 1/2/11

Free Throws
 Season: 2 (2x) last vs. Pacific 3/22/13
 Career: 5, vs. Pepperdine 12/30/10
 ACC: 4, vs. Boston College, 1/15/11

Free Throw Attempts
 Season: 4 (2x) last vs. La Salle 1/2/13
 Career: 7, vs. Pepperdine 12/30/10
 ACC: 4, vs. Boston College, 1/15/11

3-Point Field Goals
 Season: 1, at UCF 12/18/12
 Career: 1, at UCF 12/18/12
 ACC: --

3-Point Field Goal Attempts
 Season: 1, at UCF 12/18/12
 Career: 1 (3x), last at UCF 12/18/12
 ACC: 1, vs. Maryland, 2/1/12

Foul Disqualifications
 Season: --
 Career: 3 - 1 in 2010-11; 2 in 2011-12
 ACC: --

Minutes
 Season: 23, vs. La Salle 1/2/13
 Career: 36, at Ole Miss 11/25/11
 ACC: 17 (2x) last vs. Florida State, 1/19/11

PLAYERS

As a Junior (2012-13): Perfect from the field (5-of-5) and free throw line (2-of-2) in NCAA tournament games ... Averaged 6.0 points, 1.0 rebounds and 6.5 minutes in a pair of NCAA tournament games ... Played 19 total minutes in three ACC tournament games, scoring two points and grabbing three rebounds ... Made 13 appearances in ACC play, notching 11 points and 16 rebounds ... Was .500 from the field (5-of-10) in ACC games ... Overall recorded a 64.3 field goal percentage (18-of-28) in 27 games, averaging 1.6 points and 1.2 rebounds ... Season highs: 7 points vs. Jacksonville; 4 rebounds twice - vs. LaSalle and vs. Jacksonville; 1 assist three times; 2 steals vs. Jacksonville; 1 blocked shot twice; 23 minutes vs. LaSalle.

As a Sophomore (2011-12): Started eight of the first 10 games of the season, averaging 4.9 points, 3.4 rebounds, 0.9 blocks, 0.9 steals and 0.7 assists in 22.9 minutes per game while shooting 57.9 percent from the field ... In 23 total games, averaged 2.3 points and 1.7 rebounds in 11.7 minutes per night ... Shot 50 percent (23-of-46) from the field and 47.1 percent at the line ... Scored in double digits in the opener against Tennessee Tech ... Pulled down at least three rebounds in seven games ... Played more than 10 minutes in his first 10 games, then didn't see more than eight minutes in the final 13 outings ... Led (or tied) for team game highs in steals three times, blocked shots twice and rebounds and assists once ... Season highs include 11 points vs. Tennessee Tech, eight rebounds against Rutgers, two assists at West Virginia, three steals twice, a pair of blocked shots twice and 36 minutes at Ole Miss.

As a Freshman (2010-11): Played in 29 games, making nine starts as a true freshman... Named to the 2011 ACC All-Academic Basketball Team... Averaged 1.4 points and 1.0 rebound in 6.5 minutes per game... After averaging just 3.8 minutes per game over the first 11 games this season, started eight-straight outings (12/22-1/23) - including five ACC games - for the Hurricanes with 14.6 minutes per game over that span, including a season-high 23 minutes versus Pepperdine (12/30)... Was back in the starting lineup versus Virginia (2/5)... Posted five points - including hitting both attempts from the charity stripe, a career-high three steals, a pair of boards and one assist versus Florida State (1/19).

High School: Named Mission League Most Valuable Player... The L.A. Daily News referred to him as the "most dominant boys' basketball player" in the San Fernando Valley... Rated as the No. 41 power forward by ESPN... An incredible physique, and is as bouncy as any prospect in the west... As a senior, averaged 21.8 points, 8.9 rebounds, 1.6 assists and 1.5 blocks per game, converting 74 percent from the field and 71 percent from the foul line... Registered 16 games of 20-or-more points, including eight games with 30-plus points... Scored in double-figures in all but two games as a senior... Averaged 26.2 points per outing over his last six games... Picked up 12 double-doubles as a senior, including a 30-point, 21-rebound effort against South Hills... Turned in a season-best 40 points on 14-of-17 shooting from the field - adding a 12-of-13 touch at the charity stripe - in a win over Notre Dame Prep... Collected three-straight games of 30 points against Palos Verdes, South Hills and Calabasas... Picked up 2.8 steals per game... As a sophomore, helped his team to the runner-up title of the Mission League... Selected as an ESPN Rise California State Stat Star of the Week (Feb. 11, 2010)... Coached by Greg Hilliard... Played AAU basketball for Pump N' Run Elite... Attended the same high school that produced NBA players Jason Collins (Atlanta Hawks) and Jarron Collins (Phoenix Suns).

Personal: Last name is pronounced Swope ... Born May 8, 1992 ... Son of Denise and Gerald Swoope ... Brother to Devin Swoope ... Majoring in economics ... Attacks the basket with reckless abandon, and has the ability to finish plays in traffic ... Has been practicing yoga for four years ... Lost 20 pounds since March by swimming and rowing, but gained 20lbs on bench press, up from 340 to 360 lbs ... Squats 495 lbs.

SWOOPE CAREER STATISTICS

Season	GP	GS	Min.	Avg.	3-Point			Free Throws			Rebounds				Scoring										
					FG	FGA	Pct.	FT	FTA	Pct.	Off.	Def.	Tot.	Avg.	PF	FO	Ast.	TO	Blk	Stl	Pts.	Avg.			
2010-11	29	9	189	6.5	11	25	.440	0	0	.000	18	30	.600	12	17	29	1.0	26	1	5	7	2	13	40	1.4
2011-12	23	8	269	11.7	23	46	.500	0	2	.000	8	17	.471	20	20	40	1.7	46	2	7	8	10	9	54	2.3
2012-13	27	0	161	6.0	18	28	.643	1	1	1.000	6	19	.316	16	16	32	1.2	18	0	3	3	2	4	43	1.6
TOTAL	79	17	619	7.8	52	99	.525	1	3	.333	32	66	.485	48	53	101	1.3	90	3	15	18	14	26	137	1.7

2012-13 RESULTS

	OVERALL	HOME	AWAY	NEUTRAL
ALL GAMES	29-7	14-1	10-3	5-3
CONFERENCE	15-3	8-1	7-2	0-0
NON-CONFERENCE	14-4	6-0	3-1	5-3

DATE	OPPONENT	RESULTS	RECORD	HIGH POINTS	HIGH REBOUNDS	ATTEND
11-09-12	STETSON	W, 87-79	1-0	(22)Reggie Johnson	(12)Kenny Kadji	3,160
11-13-12	at Florida Gulf Coast	L, 51-63	1-1	(14)Shane Larkin	(10)Reggie Johnson	4,552
11-16-12	JACKSONVILLE	W, 73-57	2-1	(27)Shane Larkin	(7)Rion Brown	3,135
11-24-12	DETROIT	W, 77-62	3-1	(15)Durand Scott (15)Shane Larkin	(11)Kenny Kadji	2,946
11-28-12	MICHIGAN STATE !	W, 67-59	4-1	(18)McKinney Jones	(11)Reggie Johnson	5,791
12-01-12	at Massachusetts	W, 75-62	5-1	(19)Reggie Johnson	(13)Reggie Johnson	7,004
12-14-12	CHARLOTTE	W, 77-46	6-1	(17)Kenny Kadji	(12)Durand Scott	3,275
12-18-12	at UCF	W, 72-50	7-1	(17)Durand Scott	(13)Reggie Johnson	5,189
12-22-12	at Hawai`i &	W, 73-58	8-1	(20)Durand Scott	(13)Julian Gamble	8,120
12-23-12	vs Arizona &	L, 50-69	8-2	(19)Kenny Kadji	(4)Kenny Kadji (4)Durand Scott	6,564
12-25-12	vs Indiana State &	L, 55-57 (OT)	8-3	(13)Kenny Kadji	(11)Trey McKinney Jones	6,514
01-02-13	LA SALLE	W, 76-59	9-3	(18)Shane Larkin (18)Durand Scott	(11)Kenny Kadji	3,259
01-05-13	at Georgia Tech *	W, 62-49	10-3	(22)Rion Brown	(14)Kenny Kadji	7,614
01-10-13	at North Carolina *	W, 68-59	11-3	(18)Kenny Kadji	(9)Kenny Kadji	20,516
01-13-13	MARYLAND *	W, 54-47	12-3	(14)Kenny Kadji	(9)Julian Gamble	5,809
01-16-13	at Boston College *	W, 60-59	13-3	(15)Durand Scott	(6)Shane Larkin	3,624
01-23-13	DUKE *	W, 90-63	14-3	(25)Durand Scott	(10)Shane Larkin (10)Julian Gamble	7,972
01-27-13	FLORIDA STATE *	W, 71-47	15-3	(15)McKinney Jones	(9)Shane Larkin	7,972
01-30-13	at Virginia Tech *	W, 73-64	16-3	(25)Shane Larkin	(10)Reggie Johnson	5,436
02-02-13	at NC State *	W, 79-78	17-3	(18)Durand Scott	(8)Reggie Johnson	19,557
02-05-13	BOSTON COLLEGE *	W, 72-50	18-3	(22)Rion Brown	(9)Reggie Johnson	5,149
02-09-13	NORTH CAROLINA *	W, 87-61	19-3	(18)Shane Larkin	(6)Kenny Kadji (6)Durand Scott (6)Julian Gamble	7,972
02-13-13	at Florida State *	W, 74-68	20-3	(22)Shane Larkin	(8)Reggie Johnson	9,007
02-17-13	at Clemson *	W, 45-43	21-3	(12)Kenny Kadji	(11)Durand Scott	8,998
02-19-13	VIRGINIA *	W, 54-50	22-3	(11)Shane Larkin	(7)Reggie Johnson (7)Julian Gamble	7,972
02-23-13	at Wake Forest *	L, 65-80	22-4	(17)Durand Scott	(6)Kenny Kadji (6)Rion Brown	12,037
02-27-13	VIRGINIA TECH *	W, 76-58	23-4	(22)Shane Larkin	(8)Reggie Johnson	7,434
03-02-13	at Duke *	L, 76-79	23-5	(25)Shane Larkin	(10)Kenny Kadji	9,314
03-06-13	GEORGIA TECH *	L, 69-71	23-6	(18)Kenny Kadji	(11)Kenny Kadji	7,394
03-09-13	CLEMSON *	W, 62-49	24-6	(23)Kenny Kadji	(12)Kenny Kadji	7,972
03-15-13	vs Boston College %	W, 69-58	25-6	(20)Shane Larkin	(11)Kenny Kadji	22,169
03-16-13	vs NC State %	W, 81-71	26-6	(32)Durand Scott	(9)Kenny Kadji	22,169
03-17-13	vs North Carolina %	W, 87-77	27-6	(28)Shane Larkin	(10)Julian Gamble	22,169
03-22-13	vs Pacific ^	W, 78-49	28-6	(21)Durand Scott	(10)Reggie Johnson	13,784
03-24-13	vs Illinois ^	W, 63-59	29-6	(21)Rion Brown	(8)Kenny Kadji	14,520
03-28-13	vs Marquette ^	L, 61-71	29-7	(14)Shane Larkin	(7)Durand Scott	19,731

! = ACC / Big Ten Challenge

& = Hawaiian Airlines Diamond Head Classic | Honolulu, Hawaii

% = ACC Tournament

^ = NCAA Tournament

* = Conference game

ATTENDANCE SUMMARY	GAMES	TOTALS	AVG/GAME
HOME	15	87,212	5,814
AWAY	13	120,968	9,305
NEUTRAL	8	127,620	15,952
TOTAL	36	335,800	9,328

2012-13 SEASON STATISTICS

ALL GAMES (29-7)

##	Player	GP-S	Min-Avg	TOTAL		3-PTS		REBOUNDS				PF-FO	A	TO	Blk	Stl	Pts	Avg			
				FG-A	Pct	3FG-A	Pct	FT-A	Pct	Off-Def	Tot-Avg										
00	Shane Larkin	36-35	1311-36.4	183-382	.479	69-170	.406	87-112	.777	17-121	138-3.8	59-0	164	82	4	71	522	14.5			
01	Durand Scott	33-32	1142-34.6	156-344	.453	36-102	.353	85-113	.752	31-100	131-4.0	75-4	86	65	3	51	433	13.1			
35	Kenny Kadji	36-36	1047-29.1	168-357	.471	47-134	.351	82-124	.661	56-188	244-6.8	87-1	30	63	46	14	465	12.9			
04	Trey McKinney Jones	36-34	1091-30.3	107-259	.413	59-150	.393	57-67	.851	13-109	122-3.4	55-0	56	34	1	29	330	9.2			
42	Reggie Johnson	26-9	553-21.3	57-150	.380	1-10	.100	59-87	.678	58-124	182-7.0	57-0	22	56	24	10	174	6.7			
45	Julian Gamble	36-28	733-20.4	98-170	.576	0-0	.000	39-81	.481	74-102	176-4.9	73-2	7	28	63	13	235	6.5			
15	Rion Brown	36-6	800-22.2	79-215	.367	38-130	.292	35-47	.745	24-48	72-2.0	52-0	30	22	2	15	231	6.4			
02	Bishop Daniels	3-0	50-16.7	5-11	.455	3-3	1.000	2-2	1.000	1-2	3-1.0	5-0	3	4	0	6	15	5.0			
21	Erik Swoope	27-0	161-6.0	18-28	.643	1-1	1.000	6-19	.316	16-16	32-1.2	18-0	3	3	2	4	43	1.6			
23	Tonye Jekiri	34-0	235-6.9	18-35	.514	0-0	.000	11-20	.550	28-27	55-1.6	35-0	4	11	11	7	47	1.4			
10	Raphael Akpejori	18-0	81-4.5	5-14	.357	0-0	.000	1-3	.333	6-14	20-1.1	8-0	1	3	3	3	11	0.6			
12	Justin Heller	9-0	11-1.2	1-3	.333	0-1	.000	0-2	.000	0-4	4-0.4	1-0	2	2	0	0	2	0.2			
03	Steve Sorenson	8-0	10-1.3	0-0	.000	0-0	.000	1-3	.333	0-0	0-0.0	0-0	0	3	0	0	1	0.1			
TEAM										45-63	108			9							
Total		36		895-1968	.455	254-701	.362	465-680	.684	369-918	1287-35.8	525-7	408	385	159	223	2509	69.7			
Opponents		36		795-1987	.400	226-694	.326	365-562	.649	365-810	1175-32.6	623-14	389	425	105	193	2181	60.6			

SCORE BY PERIODS: 1st 2nd OT Total

Miami	1121	1382	6	2509
Opponents	991	1182	8	2181

ACC GAMES (15-3)

##	Player	GP-S	Min-Avg	TOTAL		3-PTS		REBOUNDS				PF-FO	A	TO	Blk	Stl	Pts	Avg			
				FG-A	Pct	3FG-A	Pct	FT-A	Pct	Off-Def	Tot-Avg										
35	Kenny Kadji	18-18	522-29.0	96-183	.525	32-73	.438	40-62	.645	23-99	122-6.8	41-1	9	32	23	4	264	14.7			
00	Shane Larkin	18-17	654-36.3	89-182	.489	32-84	.381	38-55	.691	8-63	71-3.9	31-0	87	40	3	32	248	13.8			
01	Durand Scott	18-17	611-33.9	77-180	.428	15-51	.294	37-50	.740	15-46	61-3.4	44-2	47	37	2	28	206	11.4			
04	Trey McKinney Jones	18-18	523-29.1	53-131	.405	27-76	.355	23-29	.793	5-48	53-2.9	25-0	32	19	0	13	156	8.7			
45	Julian Gamble	18-16	408-22.7	54-97	.557	0-0	.000	19-37	.514	42-59	101-5.6	48-1	6	13	41	8	127	7.1			
15	Rion Brown	18-1	365-20.3	38-98	.388	21-64	.328	17-21	.810	9-23	32-1.8	22-0	10	12	0	6	114	6.3			
42	Reggie Johnson	14-3	276-19.7	27-75	.360	0-4	.000	20-32	.625	24-60	84-6.0	32-0	11	30	11	5	74	5.3			
23	Tonye Jekiri	18-0	124-6.9	12-20	.600	0-0	.000	6-11	.545	17-14	31-1.7	17-0	2	8	6	4	30	1.7			
21	Erik Swoope	13-0	59-4.5	5-10	.500	0-0	.000	1-6	.167	6-10	16-1.2	10-0	1	1	0	0	11	0.8			
10	Raphael Akpejori	10-0	48-4.8	3-9	.333	0-0	.000	0-0	.000	3-8	11-1.1	6-0	1	1	1	3	6	0.6			
03	Steve Sorenson	4-0	5-1.3	0-0	.000	0-0	.000	1-2	.500	0-0	0-0.0	0-0	0	3	0	0	1	0.3			
12	Justin Heller	4-0	5-1.3	0-2	.000	0-1	.000	0-0	.000	0-1	1-0.3	1-0	1	2	0	0	0	0.0			
TEAM										27-38	65-3.6			1							
Total		18		454-987	.460	127-353	.360	202-305	.662	179-469	648-36.0	277-4	207	199	87	103	1237	68.7			
Opponents		18		396-979	.404	99-311	.318	184-288	.639	165-409	574-31.9	298-6	182	202	63	104	1075	59.7			

SCORE BY PERIODS: 1st 2nd Total

Miami	578	659	1237
Opponents	486	589	1075

2012-13 POSTSEASON STATISTICS

ACC TOURNAMENT (2-1)			TOTAL		3-PTS			REBOUNDS											
##	Player	GP-S	Min-Avg	FG-A	Pct	3FG-A	Pct	FT-A	Pct	Off-Def	Tot-Avg	PF-FO	A	TO	Blk	Stl	Pts	Avg	
00	Shane Larkin	3-3	116-38.7	23-45	.511	9-20	.450	16-18	.889	3-12	15-5.0	6-0	15	9	0	7	71	23.7	
01	Durand Scott	3-3	108-36.0	17-33	.515	5-11	.455	8-9	.889	1-7	8-2.7	8-1	6	6	0	4	47	15.7	
04	Trey McKinney Jones	3-3	92-30.7	12-26	.462	8-16	.500	3-4	.750	0-8	8-2.7	3-0	4	1	0	4	35	11.7	
35	Kenny Kadji	3-3	82-27.3	9-25	.360	1-12	.083	11-15	.733	8-16	24-8.0	8-0	4	3	3	1	30	10.0	
45	Julian Gamble	3-3	66-22.0	11-14	.786	0-0	.000	3-10	.300	4-11	15-5.0	5-0	0	3	5	0	25	8.3	
15	Rion Brown	3-0	63-21.0	6-12	.500	3-7	.429	4-4	1.000	2-3	5-1.7	9-0	4	1	0	2	19	6.3	
42	Reggie Johnson	3-0	37-12.3	2-8	.250	0-0	.000	1-2	.500	6-6	12-4.0	5-0	1	4	0	1	5	1.7	
23	Tonye Jekiri	3-0	17-5.7	0-1	.000	0-0	.000	3-4	.750	4-1	5-1.7	4-0	0	0	0	0	3	1.0	
21	Erik Swoope	3-0	19-6.3	1-4	.250	0-0	.000	0-1	.000	2-1	3-1.0	2-0	0	0	0	0	2	0.7	
TEAM										5-5	10-3.3				1				
Total		3		81-168	.482	26-66	.394	49-67	.731	35-70	105-35.0	50-1	34	28	8	19	237	79.0	
Opponents		3		71-155	.458	27-63	.429	37-57	.649	23-56	79-26.3	57-1	41	34	5	18	206	68.7	

SCORE BY PERIODS:	1st	2nd	Total
Miami	110	127	237
Opponents	97	109	206

NCAA TOURNAMENT (2-1)			TOTAL		3-PTS			REBOUNDS											
##	Player	GP-S	Min-Avg	FG-A	Pct	3FG-A	Pct	FT-A	Pct	Off-Def	Tot-Avg	PF-FO	A	TO	Blk	Stl	Pts	Avg	
00	Shane Larkin	3-3	108-36.0	11-28	.393	6-16	.375	13-15	.867	2-7	9-3.0	5-0	18	6	0	5	41	13.7	
01	Durand Scott	3-3	99-33.0	11-31	.355	6-13	.462	9-10	.900	6-7	13-4.3	10-1	9	4	0	3	37	12.3	
15	Rion Brown	3-0	81-27.0	12-32	.375	9-21	.429	2-2	1.000	5-6	11-3.7	7-0	2	1	0	1	35	11.7	
35	Kenny Kadji	3-3	78-26.0	11-30	.367	2-8	.250	3-8	.375	4-10	14-4.7	5-0	1	3	2	1	27	9.0	
04	Trey McKinney Jones	3-3	91-30.3	6-19	.316	6-15	.400	2-2	1.000	1-13	14-4.7	2-0	3	1	0	1	20	6.7	
21	Erik Swoope	2-0	13-6.5	5-5	1.000	0-0	.000	2-2	1.000	2-0	2-1.0	1-0	0	0	1	1	12	6.0	
45	Julian Gamble	3-3	47-15.7	5-8	.625	0-0	.000	3-5	.600	8-5	13-4.3	2-0	0	2	4	0	13	4.3	
42	Reggie Johnson	2-0	42-21.0	2-6	.333	0-0	.000	3-4	.750	6-9	15-7.5	5-0	2	5	0	1	7	3.5	
23	Tonye Jekiri	3-0	31-10.3	5-10	.500	0-0	.000	0-0	.000	3-7	10-3.3	1-0	1	1	2	1	10	3.3	
10	Raphael Akpejori	2-0	8-4.0	0-1	.000	0-0	.000	0-0	.000	0-2	2-1.0	1-0	0	1	0	0	0	0.0	
03	Steve Sorenson	1-0	1-1.0	0-0	.000	0-0	.000	0-0	.000	0-0	0-0.0	0-0	0	0	0	0	0	0.0	
12	Justin Heller	1-0	1-1.0	0-0	.000	0-0	.000	0-0	.000	0-0	0-0.0	0-0	0	0	0	0	0	0.0	
TEAM										1-3	4-1.3				1				
Total		3		68-170	.400	29-73	.397	37-48	.771	38-69	107-35.7	39-1	36	25	9	14	202	67.3	
Opponents		3		68-165	.412	19-59	.322	24-37	.649	36-66	102-34.0	44-1	30	33	7	7	179	59.7	

SCORE BY PERIODS:	1st	2nd	Total
Miami	85	117	202
Opponents	74	105	179