

MIAMI BASKETBALL QUICK HITS

- 9** Miami had just 9 eligible scholarship student-athletes on the roster, led by seniors Davon Reed and Kamari Murphy, and junior Ja'Quan Newton.
- 4** The Hurricanes had 4 new players wearing Miami uniforms this season, all of whom were true freshmen.
- 12** Coach L is the 12th-winningest active coach in the country with 581 victories vs. major schools, and ranks No. 41 on the list of all-time winningest coaches.
- 1.7** Miami's facilities are undergoing \$1.7 million in renovations with graphics and new features in the office areas and locker rooms of the Watsco Center.
- 15** This season Jim Larrañaga and associate head coach Chris Caputo were in their 15th season on the sidelines together, dating back to their time at George Mason.

2016-17 SCHEDULE

Nov. 2	Barry (Ex.)	ACCN E	W, 73-62
Nov. 11	Western Carolina	ACCN E	W, 92-43
Nov. 16	at North Florida	ESPN3	W, 94-56
Nov. 19	Penn	ACCN E	W, 74-62
AdvoCare Invitational, HP Field House, Orlando, Fla.			
Nov. 24	Stanford	ESPN2	W, 67-53
Nov. 25	#21/22 Iowa State	ESPN2	L, 56-73
Nov. 27	Florida	ESPN2	L, 56-65
ACC/Big Ten Challenge			
Nov. 30	Rutgers	ESPNU	W, 73-61
HoopHall Miami Invitational, AAA, Miami			
Dec. 3	Wofford	ESPN3	W, 74-57
Dec. 6	South Carolina State	ACCN E	W, 82-46
Dec. 16	Florida Atlantic	ACCN E	W, 76-56
Dec. 22	George Washington	ACCN E	W, 72-64
Dec. 28	Columbia	ACCN E	W, 78-67
Atlantic Coast Conference Schedule			
Dec. 31	NC State	RSN	W, 81-63
Jan. 4	at Syracuse	RSN	L, 55-70
Jan. 12	#20 Notre Dame	ESPN	L, 62-67
Jan. 14	at Pittsburgh	RSN	W, 72-46
Jan. 18	at Wake Forest	ACCN	L, 79-96
Jan. 21	at #18 Duke	ESPN	L, 58-70
Jan. 25	Boston College	RSN	W, 78-77
Jan. 28	#9/6 North Carolina	CBS	W, 77-62
Feb. 1	#15/16 Florida State	ACCN	L, 57-75
Feb. 4	at NC State	ACCN	W, 84-79
Feb. 8	Virginia Tech	RSN	W, 74-68
Feb. 11	at #4 Louisville	ESPN2	L, 66-71
Feb. 15	Georgia Tech	ACCN	W, 70-61
Feb. 18	Clemson	RSN	W, 71-65
Feb. 20	at #18/19 Virginia	ESPN	W, 54-48 OT
Feb. 25	#10/11 Duke	CBS	W, 55-50
Feb. 27	[25] at RV - Virginia Tech	ESPN2	L, 61-66
March 4	[25] at #15/17 Florida State	ACCN	L, 57-66
ACC Tournament, Barclays Center, Brooklyn, N.Y.			
March 8	#9 UM vs. #8 Syracuse	ESPN/ACCN	W, 62-57
March 9	#9 UM vs. #1 No. 6 UNC	ESPN/ACCN	L, 53-78
NCAA Tournament, Tulsa, Okla.			
March 17	#8 UM vs. #9 MSU	TNT	L, 58-78

MIAMI COMMUNICATIONS

Amy LaBrie, Associate Director of Communications
 O: (305) 284-3241 | C: (813) 410-1194
 LaBrie@miami.edu | @CanesHoops
 Kevin Ivany, Communications Assistant



MIAMI HURRICANES (21-12, 10-8 ACC)

Head Coach: Jim Larrañaga
Record at Miami: 139-69, sixth season
Career Record: 609-403, 33rd season

2013 & 2016 ACC Coach of the Year
ACC Record at Miami: 64-42
Alma Mater: Providence, 1971



MIAMI IN THE NCAA TOURNAMENT

Appearances: 9
Coach L Record at Miami: 4-3 (3)
Record as #8 Seed: 0-1

All-Time Record: 8-9
Coach L All-Time: 9-8 (8)
Record vs. #9 Seed: 0-1

First Round: 5-4



MIAMI IN THE ACC TOURNAMENT

Appearances: 13
Second Round: 3-1
Record as #9 Seed: 2-3

All-Time Record: 14-12
Quarterfinals: 2-8
Record vs. #8 Seed: 2-2

Coach L at Miami: 8-5 (6)

Record vs. #1 Seed: 0-3



MIAMI IN THE ACC

Joined ACC: 2004-05
All-Time Record: 107-111
Regular Season Champions: 2013

Years in ACC: 13
Coach L at Miami: 64-42 (6)
Tournament Champions: 2013



MIAMI IN THE FINAL POLLS

Associated Press: NR in final poll. Only ranked one week - Feb. 27 - at No. 25.
USA Today: NR in final poll. Only ranked one week - Feb. 27 - at No. 25.

NCAA RPI: 42

KenPom: 42

Warren Nolan: 44

2016-17 TEAM HIGHLIGHTS

Miami played in back-to-back NCAA Tournaments for the first time since going to three straight from 1997-98 to 1999-2000.

The Hurricanes were one of two (Georgia Tech) unranked teams to defeat eventual national champion North Carolina this season. UM's 15-point victory over then-No. 9/6 UNC was the Tarheels' worst defeat of the season.

Miami has given the eventual national champs their worst loss two of the past three seasons (UNC 2017, Duke 2015).

Miami defeated three ranked teams this season, downing No. 9/6 North Carolina, No. 10/11 Duke in Coral Gables, and No. 18/19 Virginia on the road. This is the third-straight year and the fifth time in Coach L's six seasons that the Canes have defeated two top 15 teams.

After receiving votes in at least one poll each of the first 16 weeks, Miami entered the national rankings for the first time in the 2016-17 season at No. 25 in both the AP and USA TODAY Coaches Poll on Feb. 27.

Miami won its third-straight ACC-Big Ten Challenge matchup, defeating Rutgers in Coral Gables, Fla.

Coach Jim Larrañaga has posted five 20-win seasons in his first six years at The U and the Canes have won seven or more ACC games each season under Coach L.

Senior Davon Reed is the recipient of the ACC's 2017 Skip Prosser Award, presented annually to the top scholar-athlete in ACC men's basketball. Reed will graduate in May with a degree in sports administration and double minors in communications and marketing.

Freshman Bruce Brown, who is majoring in sports administration, was named to the All-ACC Academic Team.

Freshman guard Bruce Brown recorded a triple-double with 11 points, 11 rebounds and 10 assists against South Carolina State on Dec. 6. It was the second triple-double in program history at Miami.

Coach Larrañaga recorded his 600th career win on Jan. 14 at Pitt. With 600 wins, he is one of five ACC coaches with 600 victories, and the other four men are in the Basketball Hall of Fame.

In Miami's 21st game of the season vs. Florida State on Feb. 1, Larrañaga coached his 1,000th career game.

Miami's game against Georgia Tech was Coach L's 200th career game at UM.

With a 78-67 win over Columbia on Dec. 28, 2016, the University of Miami men's basketball program earned its 1,000th program victory.

In his 109th game at The U, senior guard Davon Reed scored 17 points against George Washington, solidifying his name in Miami's 1,000-point club.


For two straight seasons, Miami has sold out its season ticket allotment for all home games at the Watsco Center.

The Miami coaching staff reeled in Miami's top recruiting class in program history, signing McDonald's All-American Dewan Huell, Jordan Brand Classic All-American Bruce Brown, Australian standout Dejan "DJ" Vasiljevic and Rodney Miller from national powerhouse Oak Hill Academy (Va.). The group was ranked No. 9 from 247Sports, No. 10 from Scout, No. 13 from ESPN and No. 13 from Rivals.

Jim Larrañaga and his staff signed three ESPN Top 100 players for the 2017 class in McDonald's All-American and Jordan Brand Classic All-American guard Lonnie Walker (No. 18) and Jordan Brand Classic Regional Team honorees guard Chris Lykes (46) and forward Deng Gak (92). New Zealander Sam Waardenburg also joins the class, and practiced with the team this spring.

HEAD COACH JIM LARRAÑAGA

Coach Jim Larrañaga has led the Hurricanes to three NCAA Tournament appearances, including a pair of NCAA Sweet 16 appearances, and won the 2013 ACC regular season and ACC Tournament titles. He has been named the AP, Naismith, USBWA and Henry Iba National Coach of the Year, twice was both the ACC and USBWA District Coach of the Year (2013, 2016), and was the 2013 NABC District Coach of the Year. With Miami's win over Pittsburgh on Jan. 14, 2017, Coach L earned his 600th career victory.





2016-17 MIAMI HURRICANES

NAME	YR.	POS.	HT.	WT.	HOMETOWN PREVIOUS SCHOOL(S)
0 Ja'Quan Newton	Jr.	G	6-2	187	Philadelphia, Pa. / Neumann-Goretti HS Captain. Starting PG after being touted as Sixth Man of the Year as a sophomore. Scored 1,972 career points in high school.
2 Mike Robinson	So.	G	5-10	170	New Britain, Conn. / New Britain HS Team manager turned walk-on. Played basketball, football and was on track team in high school.
3 Anthony Lawrence, Jr.	So.	G/F	6-7	210	St. Petersburg, Fla. / Lakewood Senior HS PG in high school, small forward at Miami. Son of a high school coach. Nickname is Amp. Father and uncle played at Miami.
4 Dejan "DJ" Vasiljevic	Fr.	G	6-3	198	Melbourne, Australia / Australian Institute of Sport Goes by DJ. Combo guard. Experience with FIBA and Australian national team. Gained 50lbs on bench press since June.
5 Davon Reed	Sr.	G	6-6	220	Ewing, N.J. / Princeton Day School Three-year captain. Workman mentality. 2016 NABC Honors Court. All-ACC Academic Team.
11 Bruce Brown	Fr.	G	6-5	190	Boston, Mass. / Vermont Academy 2016 Jordan Brand Classic All-American. Boasts 6-9 wingspan. Multi-sport athlete in high school, also playing football.
14 Rodney Miller, Jr.	Fr.	C	7-0	258	Laurelton, N.Y. / Oak Hill Academy Ranked No. 15 center by ESPN and No. 17 by Scout. 7-1 wingspan. Ranked No. 90 overall by Scout and No. 96 by 247.com.
15 Ebuka Izundu	So.	C	6-10	231	Charlotte, N.C. / Victory Christian Center / Nigeria Born in Lagos, Nigeria, and moved to the United States in 2013. Lefty who has gained 30 pounds of muscle in two years.
20 Dewan Huell	Fr.	F	6-11	220	Miami, Fla. / Miami Norland HS 2016 McDonald's All-American. Ranked No. 21 by ESPN, No. 23 by Rivals and No. 25 by Scout.
21 Kamari Murphy	RSr.	F	6-8	220	Brooklyn, N.Y. / Oklahoma State / IMG / Lincoln HS Captain. Graduated in May 2016 with B.A. in sociology. Transfer from Oklahoma State. 43-inch three-step vertical jump.
35 Chris Stowell	Jr.	F	6-6	208	Exeter, N.H. / Tilton School / Exeter HS Walk-on with good athleticism. Speaks English, Spanish, some Italian, Russian, Chinese and Hebrew.
RS Sam Waardenburg	Fr.	F	6-9	205	Henderson, New Zealand / Rangitoto College HS Joined the team Dec. 29, with the expectation to begin competition in the fall of 2017.

LARRAÑAGA BY THE NUMBERS

5 - Coach Jim Larrañaga is one of five ACC coaches with a Final Four appearance to his credit. In 2006, Larrañaga became the first coach at a mid-major school to take his team to the NCAA Final Four in 27 years.

8 - In 33 years of coaching, Jim Larrañaga has a winning record in the NCAA Tournament, a 9-8 mark in eight appearances.

7 - Larrañaga is no stranger to the ACC. In his seven seasons as an assistant coach at Virginia, the Cavaliers participated in the NCAA Final Four in 1981 and 1984, won three ACC Championships and finished in the top five of the rankings.

17 - Larrañaga has made 17 postseason appearances in the past 28 years, including reaching eight NCAA Tournaments.

33 - Larrañaga is in his 33rd year as a head coach and has successfully transitioned three institutions into winning programs: Miami, Bowling Green and George Mason.

600 - Coach L is one of five ACC coaches with 600 or more wins.

COACH L TIES TO THE ACC

Coach Jim Larrañaga was an assistant coach at Virginia from 1979-1986, under the leadership of Terry Holland. In those seven seasons, Larrañaga helped the Cavaliers to five NCAA appearances: Final Four twice, Elite Eight once, Sweet 16 once and Round of 64 once, as well as two NIT appearances, including the Championship and Quarterfinal round.

LARRAÑAGA - WHY MIAMI?

Along with returning to the best basketball conference in the country, Coach L had a few personal reasons for accepting the head coaching job at Miami. Coach's grandfather was from Cuba, where he produced the Larrañaga [lare-en-YAH-ga] cigar. Coach's father was raised in Key West, Fla., before moving to The Bronx, N.Y., getting married and raising six children. Coach L was raised in The Bronx, but vacationed to Florida as a boy. He also owns a house in Sarasota, Fla., and three of his siblings have retired to Florida.

THE 2016-17 HURRICANES

Miami had nine scholarship players eligible for competition, led by a trio of captains in seniors Davon Reed and Kamari Murphy, along with junior Ja'Quan Newton. Sophomores Anthony Lawrence, Jr. and Ebuka Izundu also returned for the Hurricanes. This season a group of four newcomers comprising Miami's top recruiting class in program history donned a UM jersey for the first time. The Canes' coaching staff reeled in four freshmen in McDonald's All-American Dewan Huell, Jordan Brand Classic All-American Bruce Brown, Australian standout Dejan "DJ" Vasiljevic and Rodney Miller from national powerhouse Oak Hill Academy (Va.). The four-man group was named one of the top 2016 classes in the country, with a No. 9 ranking from 247Sports, No. 10 from Scout and No. 13 from ESPN and Rivals.

CANES SIGN A TRIO OF TOP-100 PLAYERS

Jim Larrañaga and his staff have signed three ESPN Top 100 players for the 2017 class in McDonald's All-American and Jordan Brand Classic All-American guard Lonnie Walker (No. 18), guard Chris Lykes (46) and forward Deng Gak (92). New Zealander Sam Waardenburg also joins the class, and practiced with the team this spring. This marks the second straight Miami recruiting class with at least two ESPN Top 100 players, following last year's signing of Bruce Brown (26) and Dewan Huell (28).

This class is ranked sixth by ESPN, eighth by Scout and 12th by Rivals.

Walker is a 6-foot-5-inch shooting guard from Reading, Pa., with great ball handling skills and is Miami's highest-ranked recruit in program history. Lykes is a 5-foot-6-inch explosive do-it-all point guard from Bowie, Md., who plays at Gonzaga College (D.C.) High School. Gak is a 6-foot-11-inch forward playing his prep ball at Blair Academy in New Jersey.

PRONUNCIATIONS

Players		
0	Ja'Quan Newton	Juh-quan
4	Dejan Vasiljevic	Day-on
		Vass-EEL-uh-vitch
5	Davon Reed	Dave-on
15	Ebuka Izundu	E-boo-kuh
		E-zoon-du
20	Dewan Huell	Duh-wan
		Hue-ull
21	Kamari Murphy	Kuh-mar-EE
35	Chris Stowell	Stole
Coaches		
	Jim Larrañaga	lare-uh-nay-guh
	Chris Caputo	ca-poo-toe

CLASS BREAKDOWN

Seniors (2)	Kamari Murphy Davon Reed
Juniors (2)	Ja'Quan Newton Chris Stowell#
Sophomores (3)	Ebuka Izundu Anthony Lawrence Jr., Mike Robinson#
Freshmen (5)	Bruce Brown Dewan Huell, Rodney Miller Jr. Dejan "DJ" Vasiljevic Sam Waardenburg

#Walk on

BY LOCATION

Australia	DJ Vasiljevic
New Zealand	Sam Waardenburg
Nigeria	Ebuka Izundu
Connecticut	Mike Robinson
Florida	Dewan Huell Anthony Lawrence, Jr.
Massachusetts	Bruce Brown
New Hampshire	Chris Stowell
New Jersey	Davon Reed
New York	Kamari Murphy Rodney Miller
Pennsylvania	Ja'Quan Newton

PRESEASON POLL

October 2016

- Duke
- North Carolina
- Virginia
- Louisville
- Syracuse
- NC State
- Notre Dame
- Florida State
- Miami**
- Virginia Tech
- Clemson
- Pittsburgh
- Wake Forest
- Georgia Tech
- Boston College

FINAL STANDINGS

March 4, 2017

- North Carolina 14-4
- Florida State 12-6
- Notre Dame 12-6
- Louisville 12-6
- Duke 11-7
- Virginia 11-7
- Virginia Tech 10-8
- Syracuse 10-8
- Miami 10-8**
- Wake Forest 9-9
- Georgia Tech 8-10
- Clemson 6-12
- NC State 4-14
- Pittsburgh 4-14
- Boston College 2-16



CANES IN THE POLLS IN 2016-17

	AP	USA TODAY	KenPom	RPI
Pre	RV (48)	RV (11)		
Nov. 14	RV (38)	RV (29)		
Nov. 21	RV (44)	RV (37)		
Nov. 28	NR	RV (4)	28	
Dec. 5	NR	NR	29	
Dec. 12	RV (6)	RV (13)	26	
Dec. 19	RV (5)	RV (13)	24	
Dec. 26	RV (8)	RV (13)	28	
Jan. 2	RV (16)	RV (19)	30	
Jan. 9	NR	RV (1)	36	71
Jan. 16	NR	RV (5)	68	31
Jan. 23	NR	RV (2)	40	81
Jan. 30	NR	RV (19)	33	64
Feb. 6	NR	RV (4)	39	55
Feb. 13	NR	RV (7)	34	52
Feb. 20	RV (2)	RV (11)	29	37
Feb. 27	25	25	29	35
March 6	RV (2)	RV (19)	31	38
Post	NR	NR	32	42
Final	--	NR	42	

DID YOU KNOW ...

Coach L became the first Miami coach to win 20+ games in his first two seasons at UM, only the third of 12 UM coaches to post at least three 20-win seasons and second (Bruce Hale, 5, 1954-67) to have five.

Former Cane Rick Barry was named one of the Greatest Players in NBA History.

Miami native and former Cane standout James Jones won the 2010-2011 NBA All-Star Weekend 3-Point Contest and the NBA Championship in the 2011-2012, 2012-13 and 2015-16 seasons.

Six-time NBA All Star Amar'e Stoudemire enrolled at UM in 2013 and took classes to earn his bachelor's degree. UM is in its 13th season in the ACC.

Coach L led the George Mason Patriots to the 2006 Final Four with big wins over some of basketball's elite teams such as Michigan State, North Carolina and UConn. He was the first coach to take a mid-major to a Final Four in 27 years (Penn '79) when his team advanced in 2006.

In 14 years at George Mason, Larrañaga led the Patriots to five NCAA Tournament appearances (2011, 2008, 2006, 2001, 1999), including the 2006 Final Four.

The Miami Department of Athletics recorded a Graduation Success Rate (GSR) of 90 percent. Miami's department-wide GSR is 15th overall among FBS programs, and the men's basketball team's 91 percent GSR is tied for 18th among FBS schools. UM has exceeded the NCAA average GSR in each of the last 11 years.

The Canes have averaged 23.2 wins per year over the last six seasons, since the arrival of Coach L in 2011-12.

The Hurricanes have made at least one trey in 971 of 979 games since the NCAA adopted the 3-point shot in 1986. The last time Miami was held without a 3-pointer was Feb. 26, 2014 at Virginia.

Miami has held 830 of its last 831 opponents to less than 100 points. North Carolina was the last team to score 100+, defeating UM, 105-64, on Jan. 31, 2007.



BRUCE BROWN

- 1 triple-double 30 points against No. 9/6 UNC
- 2 double-doubles 25 points against No. 10/11 Duke
- 8 15-plus point games
- Game-winning 3-pointer at No. 18/19 UVa
- 6 games with at least five points, five rebounds & five assists
- 55 points against No. 9/6 UNC and No. 10/11 Duke

LARRAÑAGA AT MIAMI

	ALL	H	A	N	N/C	ACC	H	A
2016-17	21-12	14-2	4-6	3-4	11-4	10-8	7-2	3-6
2015-16	27-8	15-1	6-5	6-2	14-3	13-5	9-0	4-5
2014-15	25-13	12-6	8-4	5-3	15-5	10-8	5-4	5-4
2013-14	17-16	8-8	7-6	2-2	10-5	7-11	3-6	4-5
2012-13	29-7	14-1	10-3	5-3	14-4	15-3	8-1	7-2
2011-12	20-13	14-4	5-8	1-1	11-6	9-7	6-2	3-5
TOTALS	139-69	77-22	40-32	22-15	75-27	64-42	38-15	26-27

MIAMI EARNS 20TH REGULAR SEASON WIN AND 10TH ACC VICTORY

Coach Jim Larrañaga has posted five 20-win seasons in his first six years at The U, and 11 career 20-win seasons. This was Miami's eighth 20-win season since joining the ACC for the 2004-05 campaign. Larrañaga is just the second coach in Miami history with five 20-win seasons, joining Bruce Hale (1954-67).

Also in six seasons under Coach Jim Larrañaga, the Canes have won seven or more ACC games each season and have had 10 or more league victories in four years. Prior to the arrival of Coach L, Miami had never won 10 ACC games in a season.

SELLING OUT THE WATSCO CENTER

In just his fifth season in Coral Gables, Jim Larrañaga and Miami SOLD OUT the season ticket allotment for all home games last year at the WatSCO Center. It was the first time in Miami athletics history a team sold out their season. And now, the arena is sold out in back-to-back seasons.

For two straight years, fans have bought over 5,500 season tickets, more than doubling the total number of season tickets sold in Larrañaga's first season in Coral Gables. When Coach L began his reign in Miami, fans bought 2,251 season tickets for the 2011-12 campaign. After a record-breaking season on the court in 2012-13, season tickets peaked at 3,674 for 2013-14, prior to this year's 5,750 mark.

Season Tickets per Year

2016-17: 5,750	2015-16: 5,500	2014-15: 3,427
2013-14: 3,674	2012-13: 2,372	2011-12: 2,251

HOME COURT ADVANTAGE

Miami has won 27 of its last 29 games at the WatSCO Center, with a 14-2 mark this season, added to 13 straight victories in the 2015-16 campaign. In six seasons under Coach L, Miami is 77-22 overall at home, 40-7 in non-conference play at home and 38-15 in ACC action at home. In both 2012-13 and 2015-16, the Canes had just one loss overall at the WatSCO Center.

Year	Overall	N-C	ACC	Year	All	N-C	ACC
2016-17	14-2	7-0	7-2	2013-14	8-8	5-2	3-6
2015-16	15-1	6-1	9-0	2012-13	14-1	6-0	8-1
2014-15	12-6	7-2	5-4	2011-12	14-4	8-2	6-2

Totals 77-22 40-7 38-15

LARRAÑAGA WINS 600TH CAREER GAME

Coach Jim Larrañaga won his 600th career game at Pittsburgh on Jan. 14. In 33 seasons as a head coach, Larrañaga's 600 wins place him at 47th in all-time NCAA victories and 14th among active coaches (as of games through Jan. 12). Of those 14, five are in the Naismith Memorial Basketball Hall of Fame, including four from the Atlantic Coast Conference. In his career, Coach L has won 27 games at American International, 170 at Bowling Green, 273 at George Mason and 139 at Miami. He is one of 15 coaches all-time with 100 or more wins at three D-I schools, four of whom are actively coaching.

LARRAÑAGA GRADUATES CANES

Seniors Kamari Murphy and Davon Reed both graduated from the University of Miami during their careers. Murphy graduated in May 2016 with B.A. in sociology and minor in communications while Reed earned his undergraduate degree in sports administration with a minor in marketing and communications in May 2017.

WINNINGEST ACTIVE COACHES AT MAJOR SCHOOLS

*Totals listed are at the end of the 2016-17 regular season
List compiled from "wins vs. major schools" on sports-reference.com

Rank	Coach	Wins*
1.	Mike Krzyzewski, Duke	1,071
2.	Jim Boeheim, Syracuse	904
3.	Roy Williams, North Carolina	816
4.	Rick Pitino, Louisville	770
5.	Bob Huggins, West Virginia	747
6.	Cliff Ellis, Coastal Carolina	735
7.	John Calipari, Kentucky	694
8.	Rick Barnes, Tennessee	635
9.	Bill Self, Kansas	623
10.	Lon Kruger, Oklahoma	601
11.	Dana Altman, Oregon	597
12.	Jim Larrañaga, Miami	581
13.	Tubby Smith, Memphis	576
14.	Steve Fisher, San Diego State	571
15.	Tom Izzo, Michigan State	544

IN COACH JIM LARRAÑAGA'S FIRST SIX SEASONS IN THE ACC

(Includes only seasons coaching at ACC schools during years as ACC member)

Among the 29 all-time ACC coaches with 100+ overall wins and 50+ ACC wins, In just six years in the league, Coach L is ...

- No. 7 all-time in winning percentage in ACC Tournament games (.615)
- No. 9 all-time in winning percentage in ACC games only (.604)
- No. 21 all-time in ACC regular season and tournament wins (.72)
- No. 24 all-time in overall wins (139)
- one of 18 coaches to win multiple ACC Coach of the Year honors

Among the 29 all-time ACC coaches with 100+ overall and 50+ ACC victories, In their first six years in the ACC, Coach L is ...

- No. 2 in overall victories (139)
- tied for No. 3 in ACC victories (64)
- tied for No. 5 in ACC Tournament winning percentage (.615)
- No. 8 overall winning percentage (.668)
- tied for No. 4 in ACC Tournament victories (8)
- tied for No. 10 in ACC winning percentage (.604)

Coach L is one of three coaches who ...

- posted at least five 20-win seasons
- won at least seven ACC Tournament games

Coach L is one of five coaches who had ...

- an overall winning season each year
- at least five ACC winning seasons

Coach L is one of seven coaches who ...

- won two-or-more ACC Coach of the Year honors

Among the seven current ACC coaches with six-plus years of experience, in their first six seasons in the league, Coach L is ...

- the only coach to win two ACC Coach of the Year honors in five years and one of three coaches to win two in six seasons
- No. 2 in overall wins (139)
- tied for No. 2 in ACC Championships (1), ACC victories (64), ACC Tournament victories (8)
- No. 3 in winning percentage in ACC games only (.604), overall winning percentage (.668)

Coach L is one of two coaches who had ...

- an overall winning season each year
- at least five ACC winning seasons

Coach L is one of three coaches who ...

- had at least four NCAA Tournament victories
- won at least eight ACC Tournament games

Coach L is one of four coaches who ...

- won an ACC Championship



UM COMMUNICATIONS

MBB Contact Amy (Woodruff) LaBrie
Associate Director of Communications
Work/Cell (305) 284-3241 / (813) 410-1194
E-mail LaBrie@miami.edu
Communications Assistant Kevin Ivany
Website www.HurricaneSports.com

2016-17 UM QUICK FACTS

Location Coral Gables, Fla.
Stadium Watsco Center (7,972)
Press Row 305-284-2111
Enrollment 16,188
Founded 1925
Colors Orange, Green, White
Nickname Hurricanes
Mascot Sebastian the Ibis
Conference Atlantic Coast
President Dr. Julio Frenk
Director of Athletics Blake James
Address 5821 San Amaro Drive
Coral Gables, FL 33146
Ticket Office Phone 1-800-GoCanes
Website HurricaneSports.com

2015-16 in Review

Overall Record 27-8
Home/Away/Neutral 15-1 / 6-5 / 6-2
ACC Record / Finish 13-5 / t-2nd
Letterwinners Returning / Lost 5 / 5
Starters Returning / Lost 2 / 3
Newcomers 5

Head Coach Jim Larrañaga
Alma Mater Providence, 1971
Record at UM 139-69 / 6th season
Overall Record 609-403 / 33rd season
ACC Record 64-42 (6th)
Assistants
Chris Caputo Westfield (Mass.) State, '02
Jamal Brunt Randolph-Macon, '03
Adam Fisher Penn State, '06, '09

HISTORY

First Season of Basketball 1926
Overall All-Time Record 1,011-739 (67 yrs.)
Year UM Joined ACC 2004-05
All-Time ACC Record 107-111 (13)
NCAA Appearances Nine (8-9)
1960, '98, '99, 2000, '02, '08, '13, '16, '17
Last NCAA Appearance First Round, 2017
vs. Michigan State
NIT Appearances 12 (11-12)
1961, 1963, 1964, 1995, 1997,
2001, 2005, 2006, 2009, 2011, 2015
Last NIT Appearance Championship Game
L, 66-64 (ot), vs. Stanford, 2015
ACC Regular Season Champions 1 / 2013
ACC Tournament Champions 1 / 2013

COMMUNICATIONS POLICIES

All interview requests for coaches or athletics department staff members must be approved and cleared by Amy LaBrie in the UM Communications office. Credential requests are taken via e-mail to LaBrie (LaBrie@miami.edu). Any misuse of credentials will result in removal from the Watsco Center and the permanent voiding of the credential. The UM locker room is closed at all times. For home games, Coach L and at least one Hurricane player will report to the media room for interviews following the opposing team's press conference.

MIAMI ENTERS BOTH NATIONAL POLLS AT NO. 25

After receiving votes in at least one poll each of the first 16 weeks, Miami entered the national rankings for the first time in the 2016-17 season at No. 25 in both the AP and USA TODAY Coaches Poll on Feb. 27. The Hurricanes received as many as 48 votes in the preseason AP Poll and 37 votes in the Nov. 21 (Week 3) Coaches Poll, but never cracked the top 25 until the 17th week. Miami has been ranked in four of Coach Jim Larrañaga's six seasons at The U, topping out at No. 2 in both polls on Feb. 18, 2013.

BROWN RECORDS PROGRAM'S SECOND TRIPLE-DOUBLE

Freshman guard Bruce Brown recorded a triple-double with 11 points, 11 rebounds and 10 assists against South Carolina State on Dec. 6. It was the second triple-double in program history at Miami, the 11th in the NCAA this season, fourth by a Power 6 player, second by a freshman (De'Aaron Fox, Kentucky) and the 23rd in ACC history.

In 2004, Miami's Anthony King recorded the school's first triple-double with 11 points, a school-record 13 blocks and 10 rebounds against FAU.

REED NAMED ALL-ACC AND TO ALL-DEFENSIVE TEAM

Senior guard Davon Reed earned third team All-ACC honors as well as a spot on the ACC All-Defensive Team. Reed ended the season 17th in scoring, 25th in rebounding, third in minutes played, sixth in free throw percentage, eighth in 3-pointers made per game and 10th in 3-point field goal percentage in ACC games.

Defensively, he helped Miami to the second-best mark in the ACC in points allowed, and 18th in the nation (third in the ACC) in defensive efficiency. He held Luke Kennard to 11 points, Steve Vasturia to 10 points, Terry Henderson to eight points and London Perrantes to four points.

REED EARNS ACADEMIC HONORS

Davon Reed is the recipient of the ACC's 2017 Skip Prosser Award, presented annually to the top scholar-athlete in ACC men's basketball. Reed will graduate in May with a degree in sports administration and double minors in communications and marketing. A three-time All-ACC Academic Team selection, he is also one of four of the league's top 20 scorers to be named to the 2017 All-ACC Academic Team.

Reed was one of five student-athletes named to the CoSIDA Academic All-District 4 Team and is now eligible for Academic All-America honors. The award recognizes the nation's top student-athletes for their combined performances athletically and in the classroom.

Reed is also one of nine ACC student-athletes who will receive the Weaver-James-Corrigan Honorary Award. The postgraduate scholarship is awarded to selected student-athletes who intend to pursue a graduate degree following completion of their undergraduate requirements.

In the summer of 2016, Reed was tabbed to the National Association of Basketball Coaches (NABC) 2015-16 NABC Honors Court, recognizing those student-athletes who excelled in academics during the past season.

"Davon Reed is the epitome of what a great student-athlete is all about," Miami head coach Jim Larrañaga said. "He's been our captain for the last three seasons because of his tremendous leadership qualities. He has been a Dean's List student since the day he arrived on our Miami campus. He's not only a great student, but he's also a tremendous basketball player. Davon is a complete player. He can score at the rim or from 3-point range, and he's a relentless defender and rebounder. But what separates Davon from other great student-athletes is his leadership off the court, on campus and in the community. He works tirelessly with the youngsters in Coral Gables and has been an inspirational leader for our Student-Athlete Advisory Committee. Skip Prosser would have loved to have coached Davon. Skip would be happy to have Davon's name on his award for the role model he's been the last four years."

DAVON REED (in ACC games)

17th - Scoring (16.0/g)
25th - Rebounding (5.3/g)
6th - Free throw percentage (85.7%)
8th - 3-point field goals made per game (2.6/g)
10th - 3-point field goal percentage (40.4%)
3rd - Minutes played (36.7/g)



UM SINCE JOINING THE ACC IN 2004-05

Season	Overall	ACC W-L	ACC Rank/Seed	ACCT	Post Season
2004-05	16-13	7-9	t6 / 6	0-1	NIT 0-1
2005-06	18-16	7-9	t7 / 8	1-1	NIT 2-1
2006-07	12-20	4-12	12 / 12	1-1	
2007-08	23-11	8-8	t5 / 5	1-1	NCAA 1-1
2008-09	19-13	7-9	t7 / 9	0-1	NIT 1-1
2009-10	20-13	4-12	12 / 12	2-1	
2010-11	21-15	6-10	9 / 9	1-1	NIT 2-1
2011-12	20-13	9-7	t4 / 6	1-1	NIT 1-1
2012-13	29-7	15-3	1 / 1	3-0	NCAA 2-1
2013-14	17-16	7-11	10 / 10	1-1	
2014-15	25-13	10-8	6 / 6	1-1	NIT 4-1
2015-16	27-8	13-5	2 / 3	1-1	NCAA 2-1
2016-17	21-12	10-8	t7 / 9	1-1	NCAA 0-1

EXCEEDING EXPECTATIONS

In the past six years, Coach Jim Larrañaga's Canes have exceeded or matched preseason expectations every campaign. Larrañaga is the only coach in the ACC to finish better than the preseason poll predictions every season, and has the largest margin of surpassing those expectations.

TOTAL	'16-17	'15-16	'14-15	'13-14	'12-13	'11-12	AVG.
Miami	2	2	4	2	4	1	2.5
Clemson	-1	5	2	8	-3	0	1.83
Virginia Tech	3	7	0	0	-2	-3	0.83
Virginia	-4	0	3	3	3	0	0.83
Georgia Tech	3	2	-1	0	0	1	0.83
Louisville	2	3	-1	-	-	-	1.67
Wake Forest	3	-3	0	2	2	2	1.0
Boston Co.	0	0	1	-6	4	3	0.33
Notre Dame	5	-1	4	-6	-	-	0.5
Florida State	6	-5	-1	2	-1	0	0.17
N. Carolina	1	0	-2	0	0	0	-0.17
Syracuse	-2	0	-3	0	-	-	-1.25
Pittsburgh	-1	1	-3	1	-	-	-0.5
Duke	-4	-2	-1	-2	0	0	-1.5
NC State	-7	-5	3	3	-3	4	-0.83

Key: A fifth-place prediction and second-place finish = +3

REED IN MIAMI'S CAREER RECORD BOOKS

In his four years at The U, senior Davon Reed made his way into the UM career record books.

SCORING

1. Rick Barry, 1962-65 2,298
16. Davon Reed, 2013-17 1,343

3-POINT FIELD GOALS MADE, CAREER

1. Jack McClinton, 2006-09 286
7. Davon Reed, 2013-17 202

3-POINT FIELD GOAL PERCENTAGE, CAREER

1. Jack McClinton, 2006-09 (286-650) .440
5. Davon Reed, 2013-17 (202-512) .395

CONSECUTIVE GAMES WITH 3-POINT FG MADE, CAREER

1. Malcolm Grant, 2011-12 35
Jack McClinton, 2008-09 35
5. Davon Reed, 2016-17 27

GAMES STARTED, CAREER

1. Durand Scott, 2009-13 125
8. Davon Reed, 2013-p 99

CONSECUTIVE GAMES STARTED, CAREER

1. Kevin Norris, 1994-98 108
4. Davon Reed, 2015-17 84

GAMES PLAYED, CAREER

1. Tonye Jekiri, 2012-16 139
4. Davon Reed, 2013-p 131

MINUTES PLAYED, CAREER*

1. Durand Scott, 2009-13 4,238
5. Davon Reed, 2013-17 3,679



BROWN TABBED ACC FRESHMAN OF THE WEEK

Guard Bruce Brown was recognized as the ACC Freshman of the Week Dec. 5 and Feb. 27. Brown, a 6-foot-5 guard from Boston, averaged 11.5 points, 7.0 rebounds, 1.5 steals and 1.5 assists per game in a pair of wins over Rutgers and Wofford in December. He hit 70 percent (7-10) of his shots from the field, 50 percent (2-4) from long range and connected on all seven of his attempts from the foul line. In February, Brown had ice in his veins in pair of Miami wins against nationally ranked teams, knocking down the game-winning 3-pointer in overtime at No. 18/19 Virginia, then scoring 25 points in the Canes' win over No. 10/11 Duke. This week Brown averaged 19.5 points, 3.5 rebounds, 2.0 assists, 2.0 steals and 1.5 blocks in 40.0 minutes per game.

MURPHY NAMED HOOPBALL INVITATIONAL MVP

Senior forward Kamari Murphy notched his third career double-double with a career-high 14 points and 10 rebounds against Wofford, earning him MVP honors for the game. Murphy was 5-10 from the field and 4-4 at the free throw line. He also tallied one block for the Canes.

THROWBACK UNIFORMS VS. NOTRE DAME

In the game against Notre Dame, Miami wore throwback adidas uniforms replicating those worn in the final three seasons before the team was disbanded from 1971-1985. The cream-colored uniforms with vertical green stripes were worn by players such as All-American Don Curnutt and 1,000-point scorers Willie Allen and Rusty Parker.

MIAMI BASKETBALL TEAMS MAKE SCHOOL HISTORY

The UM men's and women's basketball teams both landed in the NCAA Tournament for the second straight season, the first time both Miami basketball teams play in The Dance in consecutive years.

LARRAÑAGA TAPPED INTO IRON ARROW

Coach Jim Larrañaga was tapped into the Iron Arrow Honor Society, the highest honor one can attain at UM. Women's head coach Katie Meier and Golden Cane Sandy Nusbaum tapped Larrañaga and Deputy AD Tony Hernandez presented Coach L with his Iron Arrow jacket.

NEWTON OUT THREE GAMES

Ja'Quan Newton served a three-game suspension for violating team rules. He missed games against Georgia Tech, Clemson and at Virginia.

LARRAÑAGA FEATURED ON CBS' MEN OF MARCH

CBS Sports Network's Men Of March series aired a new episode on Sunday, Feb. 19 at 7 p.m. ET, profiling Coach Larrañaga. CBS Sports' Steve Lappas sat down with Larrañaga to discuss his coaching philosophy, his commitment to his players and his roots in the college basketball world. The Men of March series highlights coaches of the NCAA tournament from the nation's marquee programs.

"MATCH MARCUS" CAMPAIGN

Miami Athletics, in partnership with Miami native and the star of CNBC show "The Profit", Marcus Lemonis, have announced the 'Match Marcus' fundraising campaign for student-athlete excellence. The 'Match Marcus' campaign challenges the University of Miami community and Canes fans to raise a total of \$2 million to support UM studentathletes in their pursuit of excellence. For every donation to the campaign, Lemonis will match half of the total - resulting in up to a \$1 million gift from Lemonis.

MIAMI IN 2017 DIAMOND HEAD CLASSIC

Miami will join Akron, Davidson, Middle Tennessee, New Mexico State, USC, Utah State and Hawai'i in the Hawaiian Airlines Diamond Head Classic, which will be played Dec. 22, 23 and 25, 2017 at the Stan Sheriff Center in Honolulu.

BRUCE ALMIGHTY

In 103 total minutes against No. 9/6 North Carolina, No. 18 Duke, No. 10/11 Duke and No. 6 North Carolina, freshman Bruce Brown tallied 91 points, 16 assists, 20 rebounds, five blocks and six steals. He averaged 22.8 points, 5.0 rebounds, 4.0 assists, 1.5 steals and 1.3 blocks in 35.2 minutes, shooting 65.4 percent (34-52) from the field, 57.1 percent (8-14) from three and 83.3 percent (15-18) at the line.

	Pts	Reb	Ast	Stl	Blk	FG	3FG	FT
at No. 18 Duke	15	5	6	2	1	6-10	2-3	1-1
No. 9/6 UNC	30	4	5	2	2	8-11	4-6	10-13
No. 10/11 Duke	25	4	4	2	2	11-18	1-2	2-2
vs. No. 6 UNC	21	7	1	0	0	9-13	1-3	2-2

KENPOM.COM - MIAMI

Category	Offense (rank)	Def. (rank)	D-I Avg.
UM Adj. Efficiency	109.9 (76)	94.8 (25)	104.7
UM Adj. Tempo	63.0 (339)		67.7
UM Avg. Poss. Length	19.3 (325)	17.8 (279)	17.3
UM Effective FG%	51.0 (157)	47.6 (50)	50.5
UM Turnover %	19.5 (244)	18.3 (188)	18.5
UM 3FG %	35.6 (140)	33.0 (71)	35.0
UM 2FG%	49.8 (154)	46.6 (67)	49.3
UM SOS	Overall 32	Non-Conference 286	
UM Bench minutes	24.7% (318)	Exp. 1.46 yrs (262)	

MIAMI PICKED NINTH, FINISH T-SEVENTH, IN ACC POLL

Miami finished tied for seventh in the league after being predicted to finish ninth out of 15 teams in the ACC this season, as announced by the league at the 55th annual Operation Basketball. In his six years, Coach Jim Larrañaga's Canes have exceeded preseason expectations every campaign. In that time, Larrañaga is the only coach in the ACC to finish better than the preseason poll predictions every season.

Miami posted a 5-3 record against teams predicted to finish in the top six this season. The Canes were 5-5 against the projected bottom eight squads. The Canes went 6-1 against teams that finished below Miami in the final standings, falling only at 10th-seeded Wake Forest. Miami's all-time preseason poll breakdowns and finishes are as follows:

Under Coach L	2010-11 - 8th - 9th
2016-17 - 9th - t-7th	2009-10 - 10th - 12th
2015-16 - 5th - t-2nd	2008-09 - 4th - t-7th
2014-15 - 10th - t-6th	2007-08 - 12th - t-5th
2013-14 - 12th - 10th	2006-07 - 11th - 12th
2012-13 - 5th - 1st	2005-06 - 7th - t-7th
2011-12 - 5th - t-4th	2004-05 - 11th - t-6th

BRUNN NAMED TO ALL-ACC ACADEMIC BASKETBALL TEAM

Bruce Brown was named to the All-ACC Academic Men's Basketball Team. Brown is majoring in sports administration at Miami.

MILESTONES FOR THE CANES

600 Victories - Coach Larrañaga recorded his 600th career win on Jan. 14 at Pitt. With 600 wins, he is one of five ACC coaches with 600 victories, and the other four men are in the Basketball Hall of Fame.

1,000 Games Overall, 200 at Miami - Coach Larrañaga opened the 2016-17 season just 21 shy of 1,000 career games coached. Miami's 21st game of the season was vs. Florida State on Feb. 1. Prior to Miami, he coached 53 games at American International, 314 at Bowling Green and 437 at George Mason. Miami's game against Georgia Tech was Coach L's 200th career game at UM.

100 Blocks - With one swat against Syracuse, redshirt senior Kamari Murphy recorded his 100th career block. He had 61 at Oklahoma State before coming to Miami as a junior.

1,000 Points - In his 109th game at The U, senior guard Davon Reed scored 17 points against George Washington, solidifying his name in Miami's 1,000-point club. He is the 37th Hurricane to score 1,000 points.

100 Games - Seniors Kamari Murphy and Davon Reed each played in their 100th career game at North Florida on Nov. 16, 2016. Murphy, a redshirt senior, played in 66 games at Oklahoma State before coming to Miami as a junior. All of Reed's games are at UM.

1,000 Program Wins - With a 78-67 win over Columbia on Dec. 28, 2016, the University of Miami men's basketball program earned its 1,000th program victory. Current Coach Jim Larrañaga has helped UM to both its 900th victory, a 73-58 win over Hawaii on Dec. 22, 2012, and the 1,000th win, over Columbia.

MIAMI IN TOURNAMENT PLAY UNDER COACH L

In six seasons under Coach L, Miami is 30-15 in tournament play, including regular and postseason. The Canes are 4-3 in the NCAA Tournament.

- 2016-17: AdvoCare Invitational (1-2), ACC Tournament (1-1), NCAA Tournament (0-1).
- 2015-16: Puerto Rico Tip Off (3-0), ACC Tournament (1-1), NCAA Tournament (2-1).
- 2014-15: Charleston Classic (4-0), ACC Tournament (1-1), NIT (4-1).
- 2013-14: Wooden Legacy (3-1), ACC Tournament (1-1).
- 2012-13: Diamond Head Classic (1-2), ACC Tournament (3-0), NCAA Tournament (2-1).
- 2011-12: Orange Bowl Classic (1-0), ACC Tournament (1-1), NIT (1-1).

LUCKY SEVENS FROM LONG RANGE

Miami made at least seven shots from long range in 121 of Larrañaga's 208 games at UM. The Canes are 93-28 when making at least seven from 3-point range. This season, Miami was 11-5 when hitting seven from deep. 2015-16: 17-3; 2014-15: 18-5; 2013-14: 9-6; 2012-13: 19-3; 2011-12: 19-6.

Murphy vs.	Points Allowed	FGM	3FGM
Young, Pitt	2	0-10	0-3
Tatum, Duke	8	4-16	0-7
Colson, ND	8	2-12	1-2
Mitiglou, WFU	5	2-5	0-3
Mahmoud, UoFL	0	0-0	--
Stephens, GT	6	2-9	2-8
Meeks, UNC	5	1-3	--
Totals		20.0%	13.0%

Reed vs.	Points Allowed	FGM	3FGM
Kennard, Duke	11	3-8	1-3
Vasturia, ND	10	5-10	0-1
Henderson, NCST	8	2-6	2-6
Perrantes, Virginia	4	2-15	0-5

Miami ranked second in the ACC in points allowed. Miami is 18th in the nation, and was third in the ACC, in defensive efficiency.



FIRSTS UNDER JIM LARRAÑAGA AT MIAMI

First game: Nov. 11, 2011 vs. Tennessee Tech. W, 69-58.
 First starting lineup: Malcolm Grant, Durand Scott, Garrius Adams, Erik Swoope, Kenny Kadji.
 First opening tip: Miami – Kenny Kadji.
 First UM FG: 18:38, Durand Scott, 3-pointer.
 First lead: 18:38, 3-0.
 First halftime score: Tennessee Tech 32, Miami 27.
 First win: Nov. 11, 2011. Miami 69, Tennessee Tech 58.
 Attendance at first game: 3,600.
 First loss: Nov. 25, 2011 at Ole Miss, 64-61 (OT).
 First road win: Dec. 22, 2011 at Charlotte, 76-61.
 First ACC game: Jan. 7, 2012 at Virginia, L, 52-51.
 First ACC win: Jan. 18, 2012 vs. Clemson, 76-73.
 First ACC regular season title: 2012-13.
 First NCAA Tournament victory: March 22, 2013.
 First NCAA Sweet 16: March 28, 2013.
 First NIT championship game: April 2, 2015.

JIM LARRAÑAGA = PROGRAM CHANGER

In Coach L's Six Seasons at Miami ...

- ACC regular season & tournament championships
- .673 winning percentage
- Five 20-win seasons in six years
- Four postseason appearances with nine victories
- 15 ACC wins in 2013
- One All-American

Seven Seasons before Coach L at UM ...

- .561 winning percentage
- Best conference finish was fifth place
- One NCAA Tournament appearance
- Most ACC wins in a season was eight

In Coach L's 14 Seasons at George Mason ...

- .626 winning percentage
- 13 straight winning seasons
- A Final Four appearance
- Five trips to the NCAA Tournament
- Nine postseason appearances
- First national ranking
- First appearance in top 10
- First wins over top 10 teams
- Winningest coach in league history

Seven Seasons before Coach L at GMU...

- .340 winning percentage
- Seven straight losing seasons
- Zero postseason appearances
- Worst team in the CAA

SEBASTIAN THE IBIS



In 1926, the University of Miami adopted the Ibis as the official mascot for the University's athletic teams. Representing the leadership, courage, knowledge, strength and speed characteristics that our student-athletes portray. As the clouds become dark and a hurricane approaches, folklore maintains that other birds look to the Ibis for leadership. The Ibis uses its instinct to detect danger. It is the last sign of wildlife to take shelter before a hurricane hits, giving warning that danger is imminent. As the storm passes the Ibis is the first to reappear, a sign that clear skies are approaching.

CANES NEED 70 POINTS

This season Miami was 17-1 overall and 8-1 in ACC play when scoring 70+ points. UM scored fewer than 60 points in eight of its 12 losses.

PLAYING AS THE UNDERDOG

Miami is 11-24 under Coach Larrañaga when entering a game as the underdog against an AP top-25 ranked team. The Canes are 6-12 when the opponent is in the AP top 10.

COACH L AGAINST THE ACC

In Larrañaga's six seasons in the ACC, Miami has at least a .500 record against 11 league opponents. UM has a .500 record or better at home against 13 teams, and on the road against eight ACC squads. The Hurricanes have won a road game against all but two league opponents: Wake Forest (0-3) and Louisville (0-2).

	Overall	Home	Away	Neutral
Boston College	10-0	5-0	4-0	1-0
Clemson	5-2	4-0	1-2	--
Duke	5-3	3-1	2-2	--
Florida State	7-6	4-2	3-3	0-1
Georgia Tech	6-2	1-2	5-0	--
Louisville	1-3	1-1	0-2	--
North Carolina	5-5	2-2	2-2	1-1
NC State	6-5	2-2	3-2	1-1
Notre Dame	3-3	2-1	1-1	0-1
Pittsburgh	3-1	1-1	2-0	--
Syracuse	3-3	1-1	1-2	1-0
Virginia	3-5	2-1	1-3	0-1
Virginia Tech	10-4	5-1	2-3	3-0
Wake Forest	3-3	3-0	0-3	--

MIAMI'S INDIVIDUAL STAT RANKINGS IN ACC GAMES

Through the end of the ACC regular season, three Hurricanes were ranked in ACC stats (conference games only), including Bruce Brown, Kamari Murphy and Davon Reed.

Bruce Brown

Steals - 5th - 1.4/g

Kamari Murphy

Rebounding - 6th - 7.3/g Def. Rebounds - 9th - 4.9

Davon Reed

Minutes Played - 3rd - 36.7/g Scoring - 17th - 16.0/g

3-Point FG Made - 8th - 2.6 FT% - 6th - 85.7

Rebounding - 25th - 5.3/g 3FG% - 10th - 40.4

REED SERVING AS MARKETING INTERN

Senior Davon Reed will graduate in May with a degree in sports administration with a minor in marketing and communications. Since June of 2016, Reed has been an intern in the athletics marketing department, assisting the execution of strategic marketing planning for athletics programs with a focus on increasing attendance, game atmosphere and fan experience at Hurricane athletics events.

NEW ROLES FOR THE HURRICANES

Of Miami's nine available scholarship players, four were freshmen who did not play for UM last season, and only three of the returners played significant minutes for the Canes.

Miami's lack of experience not only equates to minutes played, but also to experience at their current position. Every player on the team has a new role this season, except senior forward Kamari Murphy. Ja'Quan Newton was the 2015-16 sixth man, and is now the Canes' starting point guard. Davon Reed was a third option offensively as a junior, but is now a primary option.

Returners - MPG in 2016-17 / MPG in 2015-16

Newton - 31.4 / 22.7 Reed - 35.3 / 28.8

Lawrence - 26.0 / 12.0 Murphy - 29.4 / 24.9

Izundu - 13.0 / 5.3

Newcomers - MPG in 2016-17 / MPG in 2015-16

Brown - 31.9 / DNP Vasiljevic - 17.5 / DNP

Huell - 17.4 / DNP Miller - 3.8 / DNP

COACHING COORDINATORS FOR MIAMI

Miami's assistant coaching staff is set up in a coordinator system, with Jamal Brunt as the offensive coordinator, Chris Caputo manning the defense and Adam Fisher handling the scout for every opponent. James Johnson was the dean of discipline.

LARRAÑAGA AND CAPUTO TOGETHER 15 YEARS

This season head coach Jim Larrañaga and associate head coach Chris Caputo completed their 15th season on sidelines together, dating back to their time at George Mason University. Caputo started on Coach L's staff as the video coordinator for the 2002-03 season, and along the way, the native of Elmhurst, N.Y., was an assistant coach and is now the associate head coach for the Hurricanes. Caputo helped the 2006 GMU team to the NCAA Final Four and has made five total NCAA Tournament appearances with Larrañaga. Both Caputo and Larrañaga attended Archbishop Molloy High School (N.Y.) and played for legendary head coach Jack Curran.

LARRAÑAGA CONTRACT EXTENDED THROUGH 2022

The University of Miami extended Coach Jim Larrañaga's contract through May 31, 2022. Director of Athletics Blake James announced in September 2014. Larrañaga first signed a five-year contract in April 2011, then was granted a three-year extension in 2012.

CAREER TRIPLE-DOUBLES

Bruce Brown

11p 11r 10a vs. SC State, 12-6-16

CAREER DOUBLE-DOUBLES

Bruce Brown

11p 11r 10a vs. SC State, 12-6-16

14p 12r vs. George Washington, 12-22-16

Kamari Murphy

16p 10r vs. Syracuse, 3-8-17 ACC T

10p 11r at #18 Virginia, 2-20-17 ACC

11p 10r vs. NC State, 12-31-16 ACC

14p 10r vs. Wofford, 12-3-16

11p 13r vs. Buffalo, 3-17-16 NCAA T

10p 10r at Texas (at OSU)

Davon Reed

10p 12r vs. Buffalo, 3-17-16 NCAA T

10p 12r at Richmond, 3-24-15 NIT

CAREER 30-POINT GAMES

Bruce Brown

30 vs. North Carolina, 1-28-17 ACC

CAREER 20-PLUS POINT GAMES

Bruce Brown

30 vs. North Carolina, 1-28-17 ACC

25 vs. Duke, 2-25-17 ACC

21 vs. North Carolina, 3-9-17 ACC T

Ja'Quan Newton

23 vs. Boston College, 1-27-17 ACC

22 vs. Columbia, 12-28-16

21 vs. NC State, 12-31-16 ACC

21 vs. #21/22 Iowa State, 11-25-16

20 vs. Stanford, 11-24-16

20 vs. Charleston, 12-19-15

Davon Reed

26 at NC State, 2-4-17 ACC

24 at Wake Forest, 1-18-17 ACC

22 at #15/17 Florida State, 3-4-17 ACC

21 vs. Georgia Tech, 2-15-17 ACC

21 vs. Notre Dame, 1-12-17 ACC

21 vs. FAU, 12-16-16

21 vs. Virginia, 2-22-16 ACC

20 vs. NC State, 12-31-16 ACC



FACES IN THE CROWD

Miami's game against Duke brought out some heavy hitters to the Watsco Center: Former Miami Heat star Ray Allen, retired Yankee and UM trustee Alex Rodriguez, former Florida Governor Jeb Bush, Heat forward Chris Bosh and Heat owner Micky Arison, while Duke alum Grant Hill called the game for CBS.

MIAMI BOASTS THREE TOP 15 WINNINGEST COACHES

Miami is the only FBS school with head coaches in football, men's basketball and baseball that rank among the 15 winningest active coaches in their respective sports. Basketball coach Jim Larrañaga is No. 14 with 609 wins, football coach Mark Richt is No. 10 with 154 victories and baseball coach Jim Morris is third with 1,535 games won.

FRESHMAN RECORDS - GAME - SINCE 2004-05

POINTS

30 Bruce Brown vs. North Carolina 01/28/17

FIELD GOALS MADE

11 Bruce Brown vs. Duke 02/25/17
Durand Scott at North Carolina 03/02/10

FIELD GOAL PCT, MIN, 7 MADE

1.000 (8-8) Reggie Johnson vs Wake Forest 03/11/10

3-POINT FIELD GOALS MADE

6 DJ Vasiljevic at Syracuse 01/04/17
Rion Brown vs Maryland 03/02/11

3-PT FG PCT, MIN, 4 MADE

1.000 (5-5) James Palmer at Virginia Tech 03/07/15
1.000 (4-4) Anthony Lawrence, Jr. vs Notre Dame 02/03/16
1.000 (4-4) Shane Larkin at Purdue 11/29/11

FREE THROWS MADE

10 Bruce Brown vs. North Carolina 01/28/17

FT PCT, MIN, 8 MADE

.900 (9-10) Bruce Brown at Virginia 02/20/17

REBOUNDS

14 Dwayne Collins vs Virginia 02/21/07

ASSISTS

10 Bruce Brown vs. South Carolina State 12/06/16
Durand Scott vs NC Central 11/14/09

STEALS

6 Shane Larkin at North Carolina 01/10/12
Shane Larkin at Ole Miss 11/25/11

BLOCKED SHOTS

5 Dwayne Collins vs Mississippi St. 12/11/06

MINUTES

44 Bruce Brown at Virginia 02/20/17

PRO CANES

James Jones	Cleveland Cavaliers
Sheldon McClellan	Washington Wizards
Jimmy Graham	Seattle Seahawks
Erik Swoope	Indianapolis Colts
Trey McKinney Jones	Fort Wayne Mad Ants (D-League)
Garrius Adams	Bashkimi (Kosovo)
Rion Brown	Kataja Basket (Finland)
Ivan Cruz Uceda	Cafes Candelas Breogan Lugo (Spain)
Guillermo Diaz	San Lorenzo de Almagra (Argentina)
Julian Gamble	Telekom Baskets Bonn (Germany)
Malcolm Grant	KK Tajfun Sentjur (Slovenia)
Tonye Jekiri	Bandirma Kirmizi (Turkey)
Reggie Johnson	Mono Vampire Bangkok (Thailand)
DeQuan Jones	Lille Metropole Basket (France)
Kenny Kadji	Trabzonspor Medical Park Basketbol (Turkey)
Donnavan Kirk	Fukuoka Rizing (Japan)
Shane Larkin	Saski Baskonia Vitoria (Spain)
Angel Rodriguez	Cholet (France)
Durand Scott	Enel Basket Brindisi (Italy)

WAARDENBURG ADDED TO CANES SQUAD

New Zealand native Sam Waardenburg has signed a grant-in-aid agreement with the University of Miami men's basketball team. Waardenburg, a forward from Henderson, New Zealand, has joined and is practicing with the team, but is expected to begin competition with the Hurricanes for the 2017-18 season.

ROOKIE MCCLELLAN SIGNS WITH WIZARDS

In June, former Cane Sheldon McClellan signed a partially guaranteed contract with the Washington Wizards, and on the NBA's opening day, the NBA rookie played in his first professional game. The contract of McClellan became fully guaranteed for the Wizards in January, locking in the undrafted rookie for the rest of the season.

McClellan made his first NBA start on Nov. 12 vs. Chicago, in just his fifth professional game played. Against the Bulls, he scored 15 points in 35 minutes played. "Mac" is averaging 2.7 points per game and hitting 37.5 percent from the field and 85.7 percent at the line in his 9.3 minutes per game.

CANES HOOPS PLAYERS IN THE NFL

Two former Hurricane basketball student-athletes made moves in the NFL this season. Jimmy Graham played his second season with the Seattle Seahawks and Erik Swoope played his first season with the Indianapolis Colts after being on the practice squad for two years. Graham, who played one season of football at Miami, recorded 923 yards and six touchdowns on 65 receptions for the Seahawks this season. Swoope, who never played organized football prior to his NFL career, tallied 297 yards and one touchdown from 15 receptions in his first season on an active roster in the pros.

2017-18 ROSTER HAS SIX TOP-100 RECRUITS

Miami has signed three ESPN Top 100 recruits for the class of 2017, including McDonald's All-American and Jordan Brand Classic All-American No. 18 Lonnie Walker from Reading, Pa., No. 46 Chris Lykes from Bowie, Md., and No. 92 Deng Gak from Blairstown, N.J. New Zealander Sam Waardenburg also joins the class, and is practicing with the team this spring. This marks the second straight Miami recruiting class with at least two ESPN Top 100 players, following last year's signing of Bruce Brown (26) and Dewan Huell (28).

Walker is a 6-foot-5-inch shooting guard from Reading, Pa., with great ball handling skills and is Miami's highest-ranked recruit in program history. Lykes is a 5-foot-6-inch explosive do-it-all point guard from Bowie, Md., who plays at Gonzaga College (D.C.) High School. Gak is a 6-foot-11-inch forward playing his prep ball at Blair Academy in New Jersey.

The 2017 trio will join current ESPN Top 100 Hurricanes Bruce Brown (No. 26 in 2016), Dewan Huell (No. 28 in 2016), Ja'Quan Newton (No. 58 in 2014) and Anthony Lawrence, Jr. (No. 100 in 2015) in the fall of 2017. In just six seasons at The U, Larrañaga has recruited seven of Miami's 12 ESPN Top 100 players since 2007.

ESPN Top 100 Players on 2017-18 Roster

18 Lonnie Walker - 2017	26 Bruce Brown - 2016
46 Chris Lykes - 2017	28 Dewan Huell - 2016
92 Deng Gak - 2017	58 Ja'Quan Newton - 2014
	100 Anthony Lawrence, Jr. - 2015

Miami's ESPN Top 100 Players, Since 2007

18 Lonnie Walker - 2017	53 Edwin Rios - 2007
26 Bruce Brown - 2016	58 Ja'Quan Newton - 2014
28 Dewan Huell - 2016	83 Garrius Adams - 2009
28 DeQuan Jones - 2008	88 Donnavan Kirk - 2009
43 Durand Scott - 2009	92 Deng Gak - 2017
46 Chris Lykes - 2017	100 Anthony Lawrence, Jr. - 2015

- Recruits under Coach L are in italics

NAVY SEALS TRAINING

The Miami basketball team went through a two-day training session with the Navy Seals on the UM campus in late August. The team worked out on both the land and in the swimming pool. Check out the highlight video here: https://youtu.be/VCZ_9t2FVR0.

MIAMI BASKETBALL - THE EARLY YEARS

The University of Miami basketball program was dormant for 14 years from 1971-1985. In 1983 Director of Athletics Sam Jankovich announced the resurrection of men's basketball at Miami, with the reinstatement vote by the UM Board of Trustees on Oct. 12, 1983. Head coach Bill Foster was hired March 21, 1984, adding assistants Clint Bryant, Seth Greenberg and Cesar Odio by July 1. On Oct. 15, 1984 the first men's basketball practice in 12 years was held on the patio in the center of campus, viewed by more than 200 students. Miami defeated The Citadel, 85-77, on Nov. 22, 1985, in the first game of the new era of UM basketball. Tim Harvey was the staff's first recruit, a 6-10, 240-pound center from Plainfield, N.J., who transferred from Georgia Tech.

GRADUATION RATE ABOVE NATIONAL AVERAGE

UM student-athletes posted a Graduation Success Rate (GSR) of 90 percent, the NCAA announced in November. The figures released by the NCAA show that the Hurricanes are above the national average of 84 percent. Miami's GSR rate is tied for 15th among Football Bowl Subdivision (FBS) institutions. The men's basketball team posted a GSR score of 91 percent, which is above the national average, and is tied for 18th among FBS schools.

CANES IN NATIONAL STATS (as of 4/4/17)

Category	Miami Rank	In ACC	Actual
Personal Fouls Per Game	11	3	15.6
Fewest Fouls	16	2	515
Scoring Defense	24	2	64.1
Rebound Margin	56	3	4.0
Three Pt FG Defense	71	4	33.0
Field-Goal Percentage Defense	74	6	41.9
Won-Lost Percentage	76	8	63.6
Scoring Margin	89	8	4.9
Blocked Shots Per Game	113	9	3.8
Total Blocks	114	11	125
Free-Throw Percentage	116	8	71.8
Field-Goal Percentage	127	11	45.2
Offensive Rebounds Per Game	134	5	11.00
Turnovers Per Game	135	12	12.6
Total Steals	139	9	213
Three-Point Field-Goal Percentage	143	10	35.6
Steals Per Game	151	8	6.5
Fewest Turnovers	155	9	417
Total Rebounds	161	9	1,176
Total Rebounds Per Game	181	8	35.64
Free Throws Made	224	13	443
Turnover Margin	231	12	-0.8
Defensive Rebounds per Game	232	11	24.64
Free Throw Attempts	249	12	617
Assist Turnover Ratio	253	15	0.93
Total 3-point FGM	255	14	209
Total Assists	265	15	389
Three-Point Field Goals Per Game	267	14	6.3
Scoring Offense	272	13	69.0
Turnovers Forced	272	11	11.88
3-pt Field Goal Attempts	277	14	587
Assists Per Game	279	15	11.8



BECKNER NAMED ACC BASKETBALL LEGEND

Forward Wayne Beckner (1962-65) has been named Miami's 2017 ACC Basketball Legend. Beckner served as the Hurricanes' team captain for both the 1963-64 and 1964-65 seasons. The 6-foot-5-inch Flora, Ind., native finished his collegiate career with 960 points, 386 field goals made and 538 rebounds. Beckner was a career 83 percent free-throw shooter, and his Miami tenure included a game in which he connected on 18 field goal attempts (versus Tampa in 1965) and another in which he pulled down 24 rebounds (versus Rollins in 1963). Beckner averaged 18.3 points per game and 8.2 rebounds per game for the 1964-65 season, helping to lead the Hurricanes to a 22-4 record. Miami earned postseason appearances in the NIT in both Beckner's sophomore and junior seasons.

STEVE EDWARDS TO BE INDUCTED INTO UMSHOF

University of Miami Sports Hall of Fame has announced its class of 2017 inductees, which includes Steve Edwards, who played basketball at Miami from 1992-96. One of the most prolific long-range shooters in Miami history, Edwards still ranks second in the record books with 265 career 3-point field goals, a mark that is still the BIG EAST Conference record. Edwards, a two-time honoree as "Mr. Basketball" in the state of Florida, was named to the conference all-freshman team in his first year for UMSHoF member Coach Leonard Hamilton. Plagued by injuries his whole career, he still led Miami in scoring in three of his four seasons and ranks 13th all-time with 1,393 points and is 10th in career steals. "Stevie" led the Canes to their first post-season appearance (1994-1995) since the rebirth of the basketball program and back-to-back-winning seasons.

ATTITUDE, COMMITMENT AND CLASS

Attitude, commitment and class are the cornerstone values of the Miami basketball program. Attitude: Be positive. Life is 10% what happens to you and 90% how you react to it. Commitment: Make a total and unconditional commitment to our program. Be passionate about what you do. Class: Show pride and respect in yourself and our program. Be the best you can be in thought, word and deed.

RECRUITING THE STATE OF MIAMI

Coach Jim Larrañaga has put great emphasis on recruiting the "state of Miami." UM's recruits from Florida in the past five years include Shane Larkin (Orlando), Tonye Jekiri (Hialeah), Angel Rodriguez (Miami), Joe Thomas (Miami), Anthony Lawrence (St. Petersburg), Dewan Huell (Miami).

10 COMMITMENTS OF MIAMI BASKETBALL

- We will set our defense every time.
- We will pressure the man with the ball.
- We will pack the lane to prevent penetration.
- We will contest all shots, hands high. Without fouling.
- We will block out, rebound and run.
- We will run for layups and open threes.
- We will share the ball.
- We will penetrate the defense.
- We will create good shots both inside and outside.
- We will attack the offensive boards.

CORAL GABLES AND MIAMI FACTS

The Florida city of Coral Gables, situated just a few miles southwest of Miami, is part of Miami-Dade County. Incorporated in 1925, Coral Gables was created as a fully-planned community by George Merrick, who envisioned an upscale Miami suburb with large elements of Mediterranean-style architecture to highlight the region's Spanish influence. In 1925, roughly simultaneous to the founding of Coral Gables, the city was selected as the home to the University of Miami, which was constructed that year on 240 acres of land just west of U.S. Route 1, approximately two miles south of downtown Coral Gables.

The average temperature in Coral Gables is 75 degrees. Coral Gables averages 300 days of sunshine per year. The Venetian Pool, located in Coral Gables, is acclaimed as "the world's most beautiful public swimming pool."

Miami has 84 miles of beaches. Miami is the most southerly major city in the continental United States.

Miami is the consistently ranked by Dr. Beach's top 10 beaches in the U.S.

Miami is the only major city to be founded by a woman - Julia Tuttle.

Bordered by The Everglades National Park & Biscayne National Park, Miami is the only city in the US that is bordered by two national parks.

Miami is home to 150+ ethnicities and 60+ languages. Memorable films made in Miami: Scarface, True Lies, 2 Fast 2 Furious, Bad Boys series, Caddyshack, The Bodyguard.

TV shows set/filmed in Miami: Miami Vice, Burn Notice, Dexter, The Golden Girls.

The Biltmore Golf Course in Coral Gables, has been played by Tiger Woods, and by amateur golf lovers Bill Clinton and Will Smith.

2016-17 STARTERS BY GAME

WCU	Newton	Lawrence	Reed	Izundu	Murphy
UNF	Newton	Lawrence	Reed	Izundu	Murphy
Penn	Newton	Brown	Reed	Lawrence	Murphy
Stanford	Newton	Lawrence	Reed	Izundu	Murphy
Iowa St.	Newton	Lawrence	Reed	Izundu	Murphy
Florida	Newton	Brown	Reed	Lawrence	Murphy
Rutgers	Newton	Brown	Reed	Huell	Murphy
Wofford	Newton	Brown	Reed	Huell	Murphy
SC State	Newton	Brown	Reed	Huell	Murphy
FAU	Newton	Brown	Reed	Huell	Murphy
GWU	Newton	Brown	Reed	Huell	Murphy
Columbia	Newton	Brown	Reed	Huell	Murphy
NC State	Newton	Brown	Reed	Huell	Murphy
Syracuse	Newton	Brown	Reed	Huell	Murphy
ND	Newton	Brown	Reed	Huell	Murphy
Pitt	Newton	Brown	Reed	Huell	Murphy
WFU	Newton	Brown	Reed	Huell	Murphy
Duke	Newton	Brown	Reed	Huell	Murphy
BC	Newton	Brown	Reed	Lawrence	Murphy
UNC	Newton	Brown	Reed	Lawrence	Murphy
FSU	Newton	Brown	Reed	Lawrence	Murphy
NCST	Newton	Brown	Reed	Huell	Murphy
VT	Newton	Brown	Reed	Huell	Murphy
UofL	Newton	Brown	Reed	Huell	Murphy
GT	Izundu	Brown	Reed	Lawrence	Murphy
Clemson	Izundu	Brown	Reed	Lawrence	Murphy
Virginia	Izundu	Brown	Reed	Lawrence	Murphy
Duke	Izundu	Brown	Reed	Lawrence	Murphy
VT	Izundu	Brown	Reed	Lawrence	Murphy
FSU	Newton	Brown	Reed	Lawrence	Murphy
SYR	Newton	Brown	Reed	Lawrence	Murphy
UNC	Newton	Brown	Reed	Lawrence	Murphy
MSU	Newton	Brown	Reed	Lawrence	Murphy

RECORD BY STARTING LINEUP

Newton, Brown, Reed, Huell, Murphy	10-5
Newton, Brown, Reed, Lawrence, Murphy	4-5
Newton, Reed, Lawrence, Murphy, Izundu	3-1
Brown, Reed, Lawrence, Murphy, Izundu	4-1

MIAMI INDIVIDUAL HIGHS	
Points	30, Bruce Brown, vs. North Carolina, 1/28
Field Goals Made	11, Bruce Brown, vs. Duke 2/25
Field Goal Attempts	18, Bruce Brown, vs. Duke 2/25
3-Point FG Made	7, Davon Reed, at NC State, 2/4
3-Point FG Attempts	12, DJ Vasiljevic, at Syracuse, 1/4
Free Throws Made	10, Bruce Brown, at North Carolina, 1/28
Free Throw Attempts	13, Bruce Brown, vs. North Carolina, 1/28
Rebounds	15, Kamari Murphy, at Duke, 1/21
Assists	10, Bruce Brown, vs. South Carolina State, 12/6
Blocks	3 (10x), Last by Dewan Huell, vs. Virginia Tech, 2/8

OPPONENT INDIVIDUAL HIGHS	
Points	31, Dennis Smith Jr., at NC State, 2/4
Field Goals Made	10, Dennis Smith Jr., at NC State, 2/4
Field Goal Attempts	20, Luke Kennard, vs. Duke 2/25
3-Point FG Made	8, Ty Outlaw, at Virginia Tech, 2/27
3-Point FG Attempts	10 (3x), last Ty Outlaw, at Virginia Tech, 2/27
Free Throws Made	9 (2x), last Andrew White III, vs. Syracuse, 3/8
Free Throw Attempts	10 (2x), last Andrew White III, vs. Syracuse, 3/8
Rebounds	12 (2x), last Tyler Lydon, vs. Syracuse, 3/8
Assists	10, John Gillon, at Syracuse, 1/4
Blocks	5, Omer Yurtseven, at NC State, 2/4

MIAMI HIGHS	
Points	94, at North Florida, 11/16
Points/Half	51 (2nd), vs. Western Carolina, 11/11
Field Goals Made	37, at North Florida, 11/16
Field Goal Att.	68, at North Florida, 11/16
Field Goal Pct.	55.6, at Pittsburgh, 1/14
3-Point FG Made	11 (2x), last at NC State, 2/4
3-Point FG Att.	26, at Syracuse, 1/4
Free Throws Made	24 (2x), vs. North Carolina, 1/28
Free Throw Att.	36, vs. Western Carolina, 11/11
Rebounds	52, vs. Western Carolina, 11/11
Assists	24, vs. South Carolina State, 12/6
Steals	11, vs. Penn, 11/19
Blocks	12, vs. Notre Dame, 1/12
Turnovers	20, vs. Columbia, 12/28
Bench Points	39, at North Florida, 11/16
Victory Margin	49, vs. Western Carolina, 11/11

OPPONENT HIGHS	
Points	96, at Wake Forest, 1/18
Points/Half	55 (2nd), vs. Boston College, 1/25
Field Goals Made	30 (2x), last vs. Michigan State, 3/17
Field Goal Att.	67 (2x), last vs. Notre Dame, 1/12
Field Goal Pct.	57.7, at Wake Forest, 1/18
3-Point FG Made	11, at Louisville, 2/11
3-Point FG Att.	33, vs. Western Carolina, 11/11
Free Throws Made	27, at Wake Forest, 1/18
Free Throw Att.	33, at Wake Forest, 1/18
Rebounds	46, vs. Duke 2/25
Assists	21, vs. North Carolina, 3/9
Steals	11, vs. Florida State, 2/1
Blocks	11 (2x), at NC State, 2/4
Turnovers	21, vs. Penn, 11/19
Bench Points	35, at North Florida, 11/16
Victory Margin	25, vs. North Carolina, 3/9

MIAMI LOWS	
Points	53, vs. North Carolina, 3/9
Points/Half	20 (1st half), at Virginia, 2/20
Field Goals Made	15, at Virginia, 2/20
Field Goal Att.	38, vs. Georgia Tech, 2/15
Field Goal Pct.	35.8, vs. North Carolina, 3/9
3-Point FG Made	1, vs. Duke 2/25
3-Point FG Att.	8, vs. Duke 2/25
Free Throws Made	2 (2x), last at Pittsburgh, 1/14
Free Throw Att.	3, at Pittsburgh, 1/14
Rebounds	23, vs. Michigan State, 3/17
Assists	5, vs. Florida State, 2/1
Steals	3 (2x), at Wake Forest, 1/18
Blocks	1 (4x), last vs. Michigan State, 3/17
Turnovers	6, vs. George Washington, 12/22
Bench Points	0, at Duke, 1/21
Victory Margin	1, vs. Boston College, 1/25

OPPONENT LOWS	
Points	43, vs. Western Carolina, 11/11
Points/Half	14 (1st), vs. South Carolina State, 12/6
Field Goals Made	16, at Virginia, 2/20
Field Goal Att.	37, at Virginia Tech, 2/27
Field Goal Pct.	25.4, vs. Western Carolina, 11/11
3-Point FG Made	3 (6x), last at Virginia, 2/20
3-Point FG Att.	9, vs. Florida, 11/27
Free Throws Made	2 (2x), vs. Georgia Tech, 2/15
Free Throw Att.	3 (2x), vs. Georgia Tech, 2/15
Rebounds	17, vs. Georgia Tech, 2/15
Assists	6, vs. South Carolina State, 12/6
Steals	1, vs. Michigan State, 3/17
Blocks	0, at Virginia Tech, 2/15
Turnovers	6, vs. Notre Dame, 1/12
Bench Points	2 (2x), last vs. Syracuse, 3/8
Victory Margin	5 (3x), last at Virginia Tech, 2/27

**MIAMI VS. AP RANKED OPPONENTS**

AP Only, Not USA TODAY

All-Time

Overall	53-147
Neutral	4-25
Overtime + 2OT	3-8
Single Overtime	3-4
Double Overtime	0-4

Since the Rebirth ('85-86)

Overall	52-136
Neutral	4-25

Since Joining ACC ('04-05)

Overall	27-63
Neutral	3-14
Overtime +2 OT	3-4
Single Overtime	3-2
Double Overtime	0-2

Under Coach Larrañaga

Overall	16-31
Neutral	2-8
Conference Games	11-21
OT + 2OT	2-2
2OT	0-1

SINCE THE ARRIVAL OF COACH L

2011-12	All: 2-6	H: 1-2	A: 1-3	N: 0-1
2012-13	All: 3-3	H: 2-0	A: 1-1	N: 0-2
2013-14	All: 0-5	H: 0-3	A: 0-2	N: 0-0
2014-15	All: 3-6	H: 1-3	A: 2-2	N: 0-1
2015-16	All: 5-4	H: 3-0	A: 0-2	N: 2-2
2016-17	All: 3-7	H: 2-2	A: 1-3	N: 0-2

VS. RANKED ACC TEAMS, UNDER COACH L

(ACC games only)

Top 5	All: 3-7	H: 2-2	A: 1-5
Top 10	All: 6-10	H: 4-5	A: 2-6
Top 15	All: 8-17	H: 6-7	A: 2-12
Top 20	All: 10-20	H: 6-9	A: 4-13
Top 25	All: 11-23	H: 7-10	A: 4-14
OT: 2-2	1OT: 2-1	2OT: 0-1	

MIAMI VS. RANKED TEAMS UNDER COACH L

[] Miami rank () Opponent rank

AP/USA TODAY

2011-12

12/06/11	Memphis (21/20)	L	71-54
1/07/12	at Virginia * (21/23)	L	52-51
1/10/12	at North Carolina * (3/3)	L	73-56
2/05/12	[RV/-] at Duke * (7/5)	OTW	78-74
2/11/12	at Florida State * (15/17)	L	64-59
2/15/12	North Carolina * (8/7)	L	73-64
2/26/12	Florida State * (15/16)	W	78-62
3/09/12	vs. Florida State (17/17)	L	82-71

2012-13

11/28/12	Michigan State (13/14)	W	67-59
12/23/12	vs. Arizona (4/5)	L	69-50
1/23/13	[25/RV] Duke * (1/1)	W	90-63
2/2/13	[14/15] at NC State * (19/19)	W	79-78
3/2/13	[5/7] at Duke * (3/3)	L	79-76
3/28/13	[5/4] vs. Marquette (15/16)	L	71-61

2013-14

1/04/14	at Syracuse * (2/2)	L	49-44
1/22/14	Duke * (18/18)	L	67-46
1/25/14	Syracuse * (2/2)	L	49-44
2/05/14	Pittsburgh * (25/22)	OT L	59-55
2/26/14	at Virginia * (12/11)	L	65-40

2014-15

11/17/14	[RV] at Florida (8/7)	W	69-67
12/2/14	[15] Illinois ! (24/25)	W	70-61
1/3/15	Virginia * (3/3)	2OT L	80-89
1/13/15	at Duke * (4/4)	W	90-74
1/17/15	at Notre Dame * (12/12)	L	70-75
2/3/15	Louisville * (9/8)	L	55-63
2/21/15	at Louisville (12/12)	L	53-55
2/28/15	North Carolina (15/18)	L	64-73
3/12/15	Notre Dame (11/9)	L	63-70

2015-16

11/20/15	[RV/RV] vs. Utah (16)	W	90-66
11/22/15	[RV/RV] vs. Butler (22/20)	W	85-75
01/12/16	[8/9] at Virginia (11/13)	L	58-66
01/25/16	[15/13] vs. Duke (24/20)	W	80-69
02/20/16	[11/10] at UNC (5/4)	L	71-96
02/22/16	[12/11] vs. Virginia (3)	W	64-61
02/27/16	[12/11] vs. Louisville (11)	W	73-65

2016-17

11/25/16	vs. Iowa State (21/22)	L	56-73
1/12/17	Notre Dame (20)	L	62-67
1/21/17	at Duke (18)	L	58-70
1/28/17	North Carolina (9/6)	W	77-62
2/1/17	Florida State (15/16)	L	57-75
2/11/17	at Louisville (4)	L	66-71
2/20/17	at Virginia (18/19)	OT W	54-48
2/25/17	Duke (10/11)	W	55-50
3/4/17	[25] at Florida State (15/17)	L	57-66
3/9/17	vs. North Carolina (6)	L	53-78

MIAMI'S LARGEST IN 2016-17

	Non-Conference	ACC
Lead	57, WCU	28, at Pitt
Deficit	27 vs. UNC (ACCT)	23, at Wake Forest
Margin of Victory	49, vs. WCU	26, at Pitt
Margin of Defeat	25, UNC (ACCT)	18, Florida State
Halftime Lead	28 (2x) last vs. SC State	17, vs. North Carolina
Halftime Deficit	11, vs. Michigan State	14, at Wake Forest
Deficit in Win	4, vs. Penn	12, at NC State
Halftime Deficit in Win	--	9, at NC State
Lead in Loss	12, vs. Michigan State	14, at Louisville
Halftime Lead in Loss	--	11, at Duke

2016-17 LED (TIED) THE TEAM IN ...

	Points	Rebounds	Assists	Steals	Blocks
Bruce Brown	5 (1)	6 (3)	12 (4)	5 (9)	1 (6)
Dewan Huell		1 (2)		(3)	11 (7)
Ebuka Izundu	1	(1)			2 (10)
Anthony Lawrence	1	(1)	1 (2)	7 (4)	1 (5)
Rodney Miller					(1)
Kamari Murphy	2	17 (4)		(1)	3 (7)
Ja'Quan Newton	9 (1)	1	9 (4)	3 (5)	
Davon Reed	12	3 (1)	4 (5)	7 (3)	2 (4)
DJ Vasiljevic	2			(4)	

Player	10+ pts	20+ pts	7+ rebs	2+ blks	4+ asts	3+ stls
Bruce Brown	20	3	11	4	16	5
Dewan Huell	6		5	5		
Ebuka Izundu	4		1	6		
Anthony Lawrence	9		2	2	4	7
Rodney Miller						
Kamari Murphy	9		19	4		
Ja'Quan Newton	23	5	2		11	4
Davon Reed	26	7	7	4	9	7
DJ Vasiljevic	8					

AP TOP 25

March 13, 2017 - Postseason

1	Villanova (59)	31-3	1,619
2	Gonzaga (6)	32-1	1,520
3	Kansas	28-4	1,479
4	Arizona	30-4	1,427
5	Kentucky	29-5	1,276
6	North Carolina	27-7	1,256
7	Duke	27-8	1,251
8	UCLA	29-4	1,208
9	Oregon	29-5	1,196
10	Louisville	24-8	983
11	SMU	30-4	953
12	Baylor	25-7	861
13	West Virginia	26-8	844
14	Notre Dame	25-9	684
15	Purdue	25-7	654
16	Florida State	25-8	570
17	Iowa State	23-10	562
18	Cincinnati	29-5	522
19	Wichita State	30-4	438
20	Florida	24-8	390
21	Butler	23-8	361
22	Saint Mary's	28-4	305
23	Michigan	24-11	254
24	Virginia	22-10	240
25	Wisconsin	25-9	153

USA TODAY COACHES POLL

March 13, 2017 - Final

1	North Carolina (31)	33-7	775
2	Gonzaga	37-2	744
3	Oregon	33-6	695
4	Kansas	31-5	653
5	Kentucky	32-6	627
6	South Carolina	26-11	561
7	Arizona	32-5	548
8	Villanova	32-4	498
9	UCLA	31-5	492
10	Florida	27-9	468
11	West Virginia	28-9	445
12	Baylor	27-8	352
13	Duke	28-9	348
14	Louisville	25-9	347
15	Purdue	27-8	319
16	Wisconsin	27-10	289
17	Michigan	26-12	278
18	Xavier	24-14	276
19	Butler	25-9	229
20	Notre Dame	26-10	199
21	Wichita State	31-5	162
22	Cincinnati	30-6	140
23	SMU	30-5	128
24	Florida St	26-9	127
25	Iowa State	24-11	106

Saint Mary's 80, Virginia 56, USC 31, Middle Tennessee 25, Arkansas 22, Rhode Island 15, Northwestern 12, Michigan State 8, Oklahoma State 6, Dayton 6, Maryland 3, Vcu 3, TCU 2, Northwestern 1



ACC TOURNAMENT GAMES (1-1)

#	Player	gp-gs	min	avg	Total		3-Point		F-Throw		Rebounds				pf	dq	a	to	blk	stl	pts	avg		
					fg-fga	fg%	3fg-fga	3fg%	ft-fta	ft%	off	def	tot	avg										
11	Bruce Brown	2-2	61	30.5	10-19	.526	2-8	.250	4-4	1.000	2	10	12	6.0	4	0	2	4	0	1	26	13.0		
21	Kamari Murphy	2-2	61	30.5	8-19	.421	0-0	.000	5-6	.833	6	8	14	7.0	4	0	2	3	1	0	21	10.5		
05	Davon Reed	2-2	71	35.5	7-19	.368	4-12	.333	3-4	.750	3	7	10	5.0	4	0	2	4	1	2	21	10.5		
04	DJ Vasiljevic	2-0	41	20.5	6-18	.333	4-14	.286	3-3	1.000	0	2	2	1.0	5	0	2	2	0	2	19	9.5		
00	Ja'Quan Newton	2-2	59	29.5	6-13	.462	1-2	.500	1-5	.200	1	4	5	2.5	2	0	7	3	0	2	14	7.0		
03	Anthony Lawrence	2-2	62	31.0	3-9	.333	3-7	.429	0-0	.000	2	3	5	2.5	6	0	5	4	1	4	9	4.5		
14	Rodney Miller	1-0	8	8.0	1-3	.333	0-0	.000	0-0	.000	1	0	1	1.0	1	0	0	0	0	0	2	2.0		
15	Ebuka Izundu	2-0	22	11.0	0-2	.000	0-0	.000	2-4	.500	2	1	3	1.5	4	0	0	0	1	0	2	1.0		
20	Dewan Huell	1-0	11	11.0	0-1	.000	0-0	.000	1-2	.500	0	1	1	1.0	2	0	0	1	2	0	1	1.0		
02	Mike Robinson	2-0	4	2.0	0-1	.000	0-1	.000	0-0	.000	0	0	0	0.0	0	0	0	0	0	0	0	0.0		
Team											3	4	7											
Total.....		2	400		41-104	.394	14-44	.318	19-28	.679	20	40	60	30.0	32	0	20	23	6	11	115	57.5		
Opponents.....		2	400		47-97	.485	14-38	.368	27-31	.871	13	49	62	31.0	25	0	31	21	5	15	135	67.5		

NEUTRAL SITES (3-4) STANFORD (W), IOWA STATE (L), FLORIDA (L), WOFFORD (W), SYRACUSE (W), NORTH CAROLINA (L), MICHIGAN STATE (L)

#	Player	gp-gs	min	avg	Total		3-Point		F-Throw		Rebounds				pf	dq	a	to	blk	stl	pts	avg		
					fg-fga	fg%	3fg-fga	3fg%	ft-fta	ft%	off	def	tot	avg										
00	Ja'Quan Newton	7-7	243	34.7	38-75	.507	2-6	.333	23-34	.676	4	12	16	2.3	7	0	24	16	0	10	101	14.4		
05	Davon Reed	7-7	247	35.3	25-71	.352	11-37	.297	17-21	.810	8	21	29	4.1	8	0	9	14	1	9	78	11.1		
11	Bruce Brown	7-5	210	30.0	26-55	.473	7-22	.318	17-22	.773	11	25	36	5.1	19	1	12	13	0	11	76	10.9		
21	Kamari Murphy	7-7	215	30.7	18-50	.360	0-0	.000	12-15	.800	16	39	55	7.9	14	0	5	15	6	0	48	6.9		
03	Anthony Lawrence	7-6	169	24.1	13-35	.371	8-25	.320	7-8	.875	3	18	21	3.0	22	1	9	12	1	10	41	5.9		
04	DJ Vasiljevic	7-0	124	17.7	12-37	.324	8-27	.296	3-3	1.000	0	7	7	1.0	10	0	4	5	1	4	35	5.0		
20	Dewan Huell	6-1	98	16.3	12-24	.500	0-0	.000	5-8	.625	6	11	17	2.8	16	0	1	8	4	1	29	4.8		
15	Ebuka Izundu	7-2	77	11.0	5-14	.357	0-0	.000	6-10	.600	10	7	17	2.4	16	0	0	5	4	1	16	2.3		
14	Rodney Miller	3-0	10	3.3	1-3	.333	0-0	.000	0-0	.000	1	1	2	0.7	1	0	0	0	0	0	2	0.7		
02	Mike Robinson	3-0	6	2.0	0-1	.000	0-1	.000	0-0	.000	0	0	0	0.0	0	0	0	0	0	0	0	0.0		
35	Chris Stowell	1-0	1	1.0	0-0	.000	0-0	.000	0-0	.000	0	0	0	0.0	0	0	0	0	0	0	0	0.0		
Team											11	14	25											
Total.....		7	1400		150-365	.411	36-118	.305	90-121	.744	70	155	225	32.1	113	2	64	92	17	46	426	60.9		
Opponents.....		7	1400		168-372	.452	39-121	.322	86-109	.789	63	167	230	32.9	121	1	90	83	25	48	461	65.9		

NON-CONFERENCE 2016-17 (NOT INCLUDING POSTSEASON) 10-2 OVERALL 7-0 HOME 1-0 ROAD 2-2 NEUTRAL

#	Player	gp-gs	min	avg	Total		3-Point		F-Throw		Rebounds				pf	dq	a	to	blk	stl	pts	avg		
					fg-fga	fg%	3fg-fga	3fg%	ft-fta	ft%	off	def	tot	avg										
00	Ja'Quan Newton	12-12	382	31.8	69-139	.496	6-18	.333	40-55	.727	10	34	44	3.7	16	0	50	39	1	16	184	15.3		
05	Davon Reed	12-12	397	33.1	55-124	.444	27-67	.403	33-41	.805	7	43	50	4.2	13	0	23	23	6	17	170	14.2		
11	Bruce Brown	12-8	354	29.5	43-99	.434	8-29	.276	32-43	.744	23	64	87	7.3	27	1	39	22	5	19	126	10.5		
20	Dewan Huell	12-6	248	20.7	39-75	.520	0-0	.000	15-19	.789	25	33	58	4.8	28	0	2	12	11	5	93	7.8		
03	Anthony Lawrence	12-6	293	24.4	28-61	.459	11-29	.379	18-26	.692	9	42	51	4.3	30	1	15	21	9	21	85	7.1		
21	Kamari Murphy	12-12	324	27.0	34-68	.500	0-1	.000	16-27	.593	32	61	93	7.8	29	1	7	25	8	3	84	7.0		
04	DJ Vasiljevic	12-0	219	18.3	26-68	.382	21-53	.396	7-7	1.000	3	12	15	1.3	19	0	8	5	1	4	80	6.7		
15	Ebuka Izundu	11-4	125	11.4	22-32	.688	0-0	.000	16-19	.842	18	16	34	3.1	23	0	2	14	12	4	60	5.5		
14	Rodney Miller	7-0	38	5.4	4-7	.571	0-0	.000	3-7	.429	3	4	7	1.0	5	0	0	1	0	0	11	1.6		
02	Mike Robinson	3-0	11	3.7	0-4	.000	0-3	.000	1-2	.500	1	0	1	0.3	1	0	0	1	0	1	1	0.3		
35	Chris Stowell	3-0	9	3.0	0-1	.000	0-1	.000	0-0	.000	0	2	2	0.7	0	0	0	0	0	0	0	0.0		
Team											18	22	40											
Total.....		12	2400		320-678	.472	73-201	.363	181-246	.736	149	333	482	40.2	191	3	146	164	53	90	894	74.5		
Opponents.....		12	2400		260-699	.372	63-223	.283	120-166	.723	131	251	382	31.8	222	2	123	159	40	81	703	58.6		



MIAMI'S RECORD WHEN... RECORD	2016-17		COACH L	
	ALL	ACC	AT UM	ACC
All games	21-12	10-8	139-69	64-42
Home	14-2	7-2	77-22	38-15
Away	4-6	3-6	40-32	26-27
Neutral	3-4	--	22-15	--
November	5-2	--	29-9	--
December	6-0	1-0	27-9	1-1
January	3-4	3-4	26-18	24-18
February	6-3	6-3	33-18	33-18
March	1-3	0-1	24-14	7-5
April	--	--	0-1	--
Vs. Top 10 opponents	2-2	2-1	7-13	6-9
Vs. Top 25 opponents (includes Top 10)	3-7	3-5	16-31	11-22
Vs. RV opponents (either or both polls)	1-2	0-1	11-4	4-1
Vs. teams over .500 on game day	14-12	9-8	90-62	47-37
Vs. teams under .500 on game day	5-0	1-0	32-6	13-5
Vs. teams at .500 on game day	2-0	--	16-1	4-0
While UM is in the Top 25	0-1	0-1	42-17	25-11
While UM is RV (only)	20-9	10-6	39-13	14-7
Leading at halftime	19-3	9-3	106-16	45-13
Trailing at halftime	2-8	1-4	28-50	15-27
Tied at halftime	0-1	0-1	5-3	3-2
Single overtime	1-0	1-0	4-6	2-2
Double overtime	--	--	3-1	2-1
In overtime games (single+double)	1-0	1-0	7-7	4-3
Leading with 2:00 left in regulation	20-1	9-1	128-8	59-4
Trailing with 2:00 left in regulation	1-11	1-7	9-58	4-37
Tied with 2:00 left in regulation	--	--	2-1	0-1
UM shoots 50% or better from field	10-0	5-0	52-5	19-2
UM shoots 40-49% from field	9-7	3-6	70-24	37-20
UM shoots under 40% from field	2-5	2-2	17-40	8-20
Opp. shoots 50% or better from field	2-5	2-3	9-24	5-14
Opp. shoots 40-49% from field	8-4	4-2	60-29	31-17
Opp. shoots under 40% from field	12-2	5-2	72-15	29-10
UM shoots 70% or better from the line	12-6	6-4	89-35	39-21
UM shoots less than 70% from the line	9-6	4-4	50-34	34-20
UM makes more 3-point FGs	10-5	4-4	72-28	34-22
UM makes fewer 3-point FGs	6-7	4-4	43-29	22-17
3-point FGs are even	5-0	2-0	15-5	8-3
Four or more Canes in double figures	12-1	4-0	69-13	28-9
Three Canes score in double figures	8-4	5-3	52-26	28-12
Two or less Canes score in double figures	1-7	1-5	18-30	8-21
UM outrebounds opponent	16-5	7-3	92-24	37-16
Opp. outrebounds UM	4-7	2-5	40-45	24-26
Tied in rebounds	1-0	1-0	6-0	3-0
UM records 10 or more steals	2-0	--	21-4	7-1
UM records 15 or more assists	8-2	4-2	42-4	19-3
UM commits less than 15 turnovers	13-8	6-6	118-56	55-36
UM commits 15 or more turnovers	8-4	4-2	19-7	7-6
UM commits less turnovers than opp.	10-3	4-2	76-26	35-14
UM commits more turnovers than opp.	9-7	4-4	49-30	21-20
Tied in turnovers	2-2	2-2	14-12	8-8
UM scores 59 points or less	2-8	2-4	11-34	7-21
UM scores between 60-69 points	2-3	0-3	38-23	20-11
UM scores between 70-79 points	12-1	6-1	57-11	25-9
UM scores between 80-89 points	3-0	2-0	22-1	8-1
UM scores between 90-99 points	2-0	--	10-0	3-0
UM scores 100 or more points	--	--	1-0	0-0
Playing during the morning (11 a.m.)	0-1	--	1-1	--
Playing during the afternoon	8-4	6-2	44-24	26-17
Playing in the evening (5 p.m. or later)	13-7	4-6	93-43	38-25
Games decided by three points or less	1-0	1-0	16-13	9-9
Games decided by four to 10 points	8-4	6-4	44-26	24-19
Games decided by 11-19 points	7-5	2-3	48-21	20-9
Games decided by more than 20 points	5-2	1-0	31-8	11-4

SINCE THE ARRIVAL OF COACH JIM LARRAÑAGA AT MIAMI IN 2011-12 ...

(only includes teams while in the ACC, not with previous conference affiliations) as of March 5, 2017 (end of regular season)

- Miami won ACC Regular Season and ACC Tournament Championships in 2013.
- Miami has played in three NCAA Tournaments, including a pair of NCAA Sweet 16 games, in 2013 and 2016.
- Miami is one of five schools with eight-or-more wins in the ACC Tournament: North Carolina 11, Duke 9, Miami 8, NC State 8 and Florida State 8.
- Miami is one of eight ACC schools with a winning record in the NCAA Tournament: Duke, Louisville, Miami, North Carolina, NC State, Notre Dame, Syracuse and Virginia.
- Miami's seeds in the ACC Tournament have been No. 1, No. 3, No. 6 (2x), No. 9 and No. 10.
- Miami is one of 12 ACC teams to make an NCAA tournament appearance.
- Miami played in the championship game of the NIT in 2015.
- Miami has 39 overall road wins, the third most in the conference, behind 41 from North Carolina and 40 by Virginia.
- Miami has posted a 10-7 combined record against Duke (5-3) and North Carolina (5-4).
- Miami has the fourth-most ACC wins (64) in league play, behind North Carolina (78), Duke (77) and Virginia (76).
- Miami has the fourth-most ACC road wins (26) in league play, behind North Carolina (31), Duke (32) and Virginia (30).
- Miami has the fourth-most ACC home wins (38), behind Virginia (46), Duke (45), North Carolina (44).
- Miami is one of eight ACC schools with a winning record in the NCAA tournament: Duke, Louisville, Miami, North Carolina, NC State, Notre Dame, Syracuse and Virginia.
- ACC Selections: Two ACC Coach of the Year, one ACC Player of the Year, ACC Defensive Player of the Year, one ACC Tournament MVP, four ACC All-Tournament, one first-team All-ACC, two second-team All-ACC, six third-team All-ACC, six honorable mention All-ACC, one ACC All-Rookie Team and seven ACC All-Defensive Team.
- Miami has the most lopsided win over Duke (27 points) and second-most lopsided wins over North Carolina (26 points) and Florida State (24 points) of any ACC team.
- Miami has won nine ACC games by 20-or-more points: Boston College (27, 22, 22 and 21), Duke (27), North Carolina (26), Pitt (26), Florida State (24) and Virginia Tech (24).
- Won at Cameron Indoor Stadium twice. Dealt Duke two of its six overall, and four ACC, losses by 16-plus points. Scored 90 points against Duke twice. Dealt Duke two of its last four regular-season losses by 16-or-more points: 27 (90-63) on Jan. 23, 2013 at Miami, and 16 (90-74) on Jan. 13, 2015 at Duke.
- All 21 seniors have earned academic degrees from UM: Garrius Adams, Raphael Akpejori, Rion Brown, Ivan Cruz Uceda, Julian Gamble, Malcolm Grant, Justin Heller, Tonye Jekiri, Reggie Johnson, DeQuan Jones, Kenny Kadji, Donnavan Kirk, Sheldon McClellan, Kamari Murphy, Trey McKinney Jones, Ryan Quiglar, Davon Reed, Angel Rodriguez, Durand Scott, Erik Swoope and Joe Thomas.

In the five years prior to the arrival of Coach L (2006-11) ...

- Miami tied for the 10th-most ACC wins (29) in the league, tied with Georgia Tech (29), and ahead of NC State (25).
- Miami recorded 95 overall wins, seventh-most in the ACC.
- Miami's seeds in the ACC Tournament were No. 5, No. 8, No. 9 (2x) and No. 12.
- Miami was 1-14 combined vs. Duke and UNC.
- Miami had one first-team All-ACC, one second-team All-ACC, two third-team All-ACC, one honorable mention All-ACC, one ACC All-Rookie Team and one ACC All-Tournament Team selection.

COACH LARRAÑAGA'S MILESTONE VICTORIES

Victory	Date	Opponent	Score	School
50	02/10/88	Miami (Ohio)	65-59	Bowling Green
100	02/23/91	Kent State	84-57	Bowling Green
150	12/22/94	at Ohio State	59-50	Bowling Green
200	12/27/97	Northeastern	66-60	George Mason
250	12/20/00	Coastal Carolina	81-65	George Mason
300	12/02/03	East Carolina	76-65	George Mason
350	01/26/06	William & Mary	81-58	George Mason
400	02/27/08	William & Mary	68-59	George Mason
450	12/08/10	Loyola (Md.)	66-52	George Mason
500	01/05/12	at Georgia Tech	62-49	Miami
550	01/24/15	at Syracuse	66-62	Miami
600	1/14/17	at Pittsburgh	72-46	Miami
100th win at Miami	Co. of Charleston, 12/19/15	85-63		



THE LAST TIME ...

Player Scored 30 Points

Miami Bruce Brown (30), vs. North Carolina, 1/28/17
Opponent Dennis Smith Jr. (31), at NC State, 2/4/17

Player Scored 35 Points

Miami Jack McClinton (35) vs. North Carolina, 3/15/09
Opponent Xavier Rathan-Mayes (35) Florida State, 2/25/15

Player Scored 40 Points

Miami Darius Rice (43) vs. Connecticut, 1/20/03
Opponent Sean Singletary (41), Virginia, 3/1/08

Two Players Scored 20 Points

Miami Ja'Quan Newton (21), Davon Reed (20), vs. NC State, 12/31/16
Opponent Dennis Smith Jr. (31), Terry Henderson (21), at NC State, 2/4/17

Three Players Scored 20 Points

Miami Dwayne Collins (23), Brian Asbury (21), Jack McClinton (20) vs. Virginia Tech, 1/25/09
Opponent Travis Mays (40), Alvin Hegggs (22), Lance Blanks (21), Texas, 2/22/89

Five (not 5+) Players Scored in Double Figures

Miami Ja'Quan Newton (18), Bruce Brown (15), Dewan Huell (11),
DJ Vasiljevic (11), Davon Reed (11) vs Penn, 11/19/16
Opponent Justin Robinson (15), Chris Clarke (13), Ahmed Hill (12),
Seth Allen (10), Zach LeDay (10) vs. Virginia Tech 2/9/17

Six (not 6+) Players Scored in Double Figures

Miami Davon Reed (19), Angel Rodriguez (18), Sheldon McClellan (16),
Ivan Cruz Uceda (13), Anthony Lawrence (12), Ja'Quan Newton (11)
vs. Louisiana 11/16/15

Seven+ Players Scored in Double Figures

Miami Sheldon McClellan (18), Ja'Quan Newton (15), James Palmer (14), Ebuka Izundu (11)
Angel Rodriguez (11), Ivan Cruz Uceda (10), Anthony Lawrence Jr. (10)
vs. Mississippi State 11/19/15

Player Grabbed 15 Rebounds

Miami Kamari Murphy (15), at Duke, 1/21/17
Opponent Brice Johnson (15) vs. North Carolina, 2/20/16

Two Players Grabbed 10 Rebounds

Miami Kamari Murphy (10), Dewan Huell (10), vs. FAU, 12/16/16
Opponent Tyler Roberson (11), Tyler Lydon (10), Syracuse, 1/2/16

Three Players Grabbed 10 Rebounds

Miami Mark Richardson (11), Eric Brown (10), Joe Wylie (10) vs. FIU, 3/6/89
Opponent Matt Harpring (12), Dion Glover (10), Michael Maddox (10), Georgia Tech, 12/27/97

Player Had 10 Assists

Miami Bruce Brown (10), vs. South Carolina State, 12/6/16
Opponent John Gillon (11), at Syracuse, 1/4/17

Player Had 10 Blocks

Miami Anthony King (10) vs. Florida Atlantic, 11/29/04
Opponent Jarvis Varnado (10), Mississippi State, 12/13/07

Player Had a Double-Double

Miami Kamari Murphy (16 pts, 12 reb), vs. Syracuse, 3/8/17
Opponent Isaiah Wilkins (10 pts, 10 reb), at Virginia, 2/20/17

Player Had a Triple-Double

Miami Bruce Brown (11 pts, 11 reb, 10 ast), vs. South Carolina State, 12/6/16
Opponent Brendan Haywood (18 pts, 14 reb, 10 blks), North Carolina, 12/4/00

Two Players Had Double-Doubles

Miami Kamari Murphy (11 pts, 13 reb) and Davon Reed (10 pts, 12 reb) vs. Buffalo, 3/17/16
Opponent Brice Johnson (22 pts, 11 rebs) & J.P. Tokoto (10 pts, 10 rebs), North Carolina, 2/28/15

Team Scored 100 Points

Miami 105 vs. Mississippi State, 11/19/15
Opponent 105, North Carolina, 1/31/07

Team Scored 90-99 Points

Miami 94, at North Florida, 11/16/16
Opponent 96, at Wake Forest, 1/18/17

Team Scored 50 Points in a Half

Miami 51 (2nd half) vs. Western Carolina, 11/11/16
Opponent 55 (2nd half) vs. Boston College, 1/25/17

Team Shot 50 Percent in Both Halves

Miami .522 (12-23) / .600 (9-15), vs. Georgia Tech, 2/15/17
Opponent .500 (14-28) / .640 (16-25), vs. Michigan State, 3/17/17

Team Shot 60 Percent in a Half

Miami .619 (13-21), first half, vs. Syracuse, 3/8/17
Opponent .640 (16-25), second half, vs. Michigan State, 3/17/17

Team Shot 70 Percent in a Half

Miami .739 (17-23), first half, at Florida State, 2/13/13

Team Shot 60 Percent in a Game

Miami .638 (30-47), at Florida State, 2/13/13
Opponent .627 (32-51), Villanova, 3/24/16

Team Shot Less Than 30 Percent in a Game

Miami .293 (12-41), vs. Eastern Kentucky, 12/19/14
Opponent .290 (18-62), vs. South Carolina State, 12/6/16

Team Won by 50+ Points

Miami 50, vs. Nova Southeastern, 11/16/09
Opponent 53, by Notre Dame, 2/22/86

Team won by 40-49 Points

Miami 49, vs. Western Carolina, 11/11/16
Opponent 41, at North Carolina, 1/31/07

Team Won by 30-39 Points

Miami 36, vs. South Carolina State, 12/6/16
Opponent 32, at Charlotte (11/28/00)

Overtime

Miami won in overtime 54-48 (OT) at No. 18/19 Virginia, 2/20/17
Miami lost in overtime 66-64 (OT) vs. Stanford, 4/2/15, NIT Championship

Rankings

Miami defeated a ranked opponent 55-50, vs. No. 10/11 Duke, 2/25/17
Miami lost to a ranked opponent 78-53, vs. No. 6 North Carolina, 3/9/17
Miami defeated a top 5 opponent 64-61 vs.No. 3 Virginia, 2/22/16
Miami lost to a top 5 opponent 71-66 at No. 4 Louisville, 2/11/17

THE LAST TIME A MIAMI FRESHMAN ...

Scored 26+ Points: Bruce Brown (30), vs. North Carolina, 1/28/17
Scored 20-25 Points: Bruce Brown (21), vs. North Carolina, 3/9/17
Perfect from Field (5+ att): Reggie Johnson (RS), 8-of-8, vs. Wake Forest, 3/11/10
Perfect from 3-Pt (3+ att): Anthony Lawrence, 4-of-4, vs. Notre Dame, 2/3/16
10+ Rebounds: Bruce Brown, 12, vs. George Washington, 12/22/16
10+ Assists: Bruce Brown, 10, vs. South Carolina State, 12/6/16
5-9 Assists: Bruce Brown, 5, at Virginia Tech, 2/27/17
5+ Steals: Shane Larkin, 6, vs. North Carolina, 01/10/12
4+ Blocks: Raphael Akpejori, 4, McNeese State, 11/24/10
Double-Double: Bruce Brown (14 pts, 12 reb), vs. George Washington, 12/22/16
Triple-Double: Bruce Brown (11 pts, 11 reb, 10 ast), vs. South Carolina State, 12/6/16



JIM LARRAÑAGA

Head Coach, Sixth Season
Providence, 1971

HEAD COACH

2011-pres.	Miami
1997-2011	George Mason
1986-97	Bowling Green
1977-79	American International
Assistant Coach	
1979-86	Virginia
1971-76	Davidson
Player / Coach	
1977	Geronemo Basketball Club (Belgium)

NCAA APPEARANCES

1999 - George Mason
2001 - George Mason
2006 - George Mason (Final Four)
2008 - George Mason
2011 - George Mason
2013 - Miami (Sweet 16)
2016 - Miami (Sweet 16)
2017 - Miami

NIT APPEARANCES

1990 - Bowling Green
1991 - Bowling Green
1997 - Bowling Green
2002 - George Mason
2004 - George Mason
2009 - George Mason
2012 - Miami
2015 - Miami (Championship game)

PLAYING CAREER

Geronemo Basketball Club (Belgium) 1976-77
Providence College, 1967-71
Archbishop Molloy High School, 1963-67

COACHING HONORS

AP, Naismith, Iba, Rupp Coach of the Year, 2013
NABC All-District II, 2013
USBWA District IV Coach of the Year, 2013, 2016
Clair Bee National Coach of the Year, 2006
ACC Coach of the Year, 2013, 2016
CAA Coach of the Year, 2011, 1999
MAC Coach of the Year, 1997
Eight NCAA tournament appearances: 2017, 2016, 2013, 2011, 2008, 2006, 2001, 1999
Eight postseason NIT appearances: 2015, 2012, 2009, 2004, 2002, 1997, 1991, 1990
Ten 20-win seasons

PERSONAL

Hometown Bronx, N.Y.
Born Oct. 2, 1949
Family Wife: Liz
Sons: Jay and Jon
Grandchildren: Tia, James, Jon Temple and Henry
Education Providence College, 1971, B.A. Economics
Archbishop Molloy High School, 1967

NOTABLE COLLEGE PLAYERS COACHED

Sheldon McClellan (Miami) - All-ACC Second Team, ACC Tournament Second Team

Shane Larkin (Miami) - NBA first round draft pick (18th overall), ACC Player of the Year, ACC Tournament MVP, finalist for Cousy, Naismith & Wooden awards, All-ACC First Team and All-ACC Defensive Team, Lute Olson National Player of the Year, AP and NABC All-American (Second team), Sporting News All-American (Third), ESPN, Wooden, Olson and Driesell Defensive All-American, USBWA All-District, Basketball Times All-District

Durand Scott (Miami) - ACC Defensive Player of the Year, ACC Tournament First Team, All-ACC Third Team

George Evans (George Mason) - Three-time CAA Player of the Year, CAA Rookie of the Year, three-time CAA Defensive Player of the Year, three-time CAA All-Defensive Team

Antonio Daniels (Bowling Green) - MAC Player of the Year, MAC Freshman of the Year

WINNINGEST ACTIVE COACHES AT MAJOR SCHOOLS

*Totals listed are at the end of the 2016-17 regular season
List compiled from "wins vs. major schools" on sports-reference.com

Rank	Coach	*Wins
1.	Mike Krzyzewski, Duke	1,071
2.	Jim Boeheim, Syracuse	904
3.	Roy Williams, North Carolina	816
4.	Rick Pitino, Louisville	770
5.	Bob Huggins, West Virginia	747
6.	Cliff Ellis, Coastal Carolina	735
7.	John Calipari, Kentucky	694
8.	Rick Barnes, Tennessee	635
9.	Bill Self, Kansas	623
10.	Lon Kruger, Oklahoma	601
11.	Dana Altman, Oregon	597
12.	Jim Larrañaga, Miami	581
13.	Tubby Smith, Memphis	576
14.	Steve Fisher, San Diego State	571
15.	Tom Izzo, Michigan State	544

LARRAÑAGA YEAR-BY-YEAR

Year	School	Overall		Conference		Post Season
		W-L	W-L	Finish		
1977-78	American International	14-13				
1978-79	American International	13-13				
1986-87	Bowling Green	15-14	10-6	3		
1987-88	Bowling Green	12-16	7-9	t-5		
1988-89	Bowling Green	13-15	6-10	t-6		
1989-90	Bowling Green	18-11	9-7	t-3	NIT 0-1	
1990-91	Bowling Green	17-13	9-7	t-4	NIT 0-1	
1991-92	Bowling Green	14-15	8-8	5		
1992-93	Bowling Green	11-16	8-10	t-6		
1993-94	Bowling Green	18-10	12-6	t-2		
1994-95	Bowling Green	16-11	10-8	t-5		
1995-96	Bowling Green	14-13	9-9	t-6		
1996-97	Bowling Green	22-10	13-5	t-1	NIT 0-1	
1997-98	George Mason	9-18	6-10	6		
1998-99	George Mason	19-11	13-3	1	NCAA 0-1	
1999-00	George Mason	19-11	12-4	t-1		
2000-01	George Mason	18-12	11-5	3	NCAA 0-1	
2001-02	George Mason	19-10	13-5	2	NIT 0-1	
2002-03	George Mason	16-12	11-7	4		
2003-04	George Mason	23-10	12-6	3	NIT 2-1	
2004-05	George Mason	16-13	10-8	6		
2005-06	George Mason	27-8	15-3	t-1	NCAA 4-1	
2006-07	George Mason	18-15	9-9	5		
2007-08	George Mason	23-11	12-6	2	NCAA 0-1	
2008-09	George Mason	22-11	13-5	2	NIT 0-1	
2009-10	George Mason	17-15	12-6	4	CIT 0-1	
2010-11	George Mason	27-7	16-2	1	NCAA 1-1	
2011-12	Miami	20-13	9-7	t-4	NIT 1-1	
2012-13	Miami	29-7	15-3	1	NCAA 2-1	
2013-14	Miami	17-16	7-11	10		
2014-15	Miami	25-13	10-8	6	NIT 4-1	
2015-16	Miami	27-8	13-5	t-2	NCAA 2-1	
2016-17	Miami	21-12	10-8	t-7	NCAA 0-1	
	Overall	609-403	330-206	16-16		

					NCAA 9-8
					NIT 7-8
					CIT 0-1

Years	Team	Record	W/L Pct.
2 years	American International	27-26	.509
11 years	Bowling Green	170-144	.541
14 years	George Mason	273-164	.625
6th year	Miami	139-69	.668
33rd year		609-403	.602

WINNINGEST COACHES AT MAJOR SCHOOLS

*Totals listed are at the end of the 2016-17 regular season

	Name	*Total Wins
1.	Mike Krzyzewski	1,071
2.	Jim Boeheim	904
3.	Bob Knight	899
4.	Dean Smith	879
5.	Jim Calhoun	877
6.	Adolph Rupp	876
7.	Roy Williams	816
8.	Eddie Sutton	806
9.	Lefty Driesell	786
10.	Lute Olson	776
11.	Lou Henson	775
12.	Rick Pitino	770
13.	Jerry Tarkanian	761
14.	E.A. Diddle	759
15.	Hank Iba	752
16.	Bob Huggins	747
17.	Cliff Ellis	735
18.	Ray Meyer	724
19.	Phog Allen	719
	Don Haskins	719
21.	John Calipari	694
22.	Mike Montgomery	676
23.	Denny Crum	675
24.	Ralph Miller	674
25.	Gary Williams	668
26.	John Wooden	664
27.	Rick Barnes	635
28.	Hugh Durham	634
	Norm Stewart	634
30.	Bill Self	623
31.	Stew Morrill	620
32.	Billy Tubbs	609
33.	Lon Kruger	601
34.	Slats Gill	599
35.	Dana Altman	597
	Tom Davis	597
37.	John Thompson	596
38.	Thomas Penders	594
39.	Guy Lewis	592
40.	Bobby Cremins	586
41.	Jim Larrañaga	581
42.	Tubby Smith	576
43.	Steve Fisher	571
44.	Gale Catlett	565
45.	Tony Hinkle	558
	Norm Sloan	558
47.	Gene Keady	550
48.	Frank McGuire	549
49.	Tom Izzo	544
50.	Fran Dunphy	540



Official Basketball Box Score -- Game Totals -- Final Statistics
STANFORD vs Miami
11/24/16 12 p.m. ET at Lake Buena Vista, Fla. (HP Field House)

STANFORD 53 • 4-1

Table with columns: Player, FG-FGA, 3-Ptr, FT-FTA, Rebounds (Off, Def, Tot), PF, TP, A, TO, Blk, Stl, Min. Includes team totals and half-by-half statistics.

Miami 67 • 4-0

Table with columns: Player, FG-FGA, 3-Ptr, FT-FTA, Rebounds (Off, Def, Tot), PF, TP, A, TO, Blk, Stl, Min. Includes team totals and half-by-half statistics.

Officials: Karl Hess, Terry Wymer, Ron Tyburski
Technical fouls: STANFORD-None. Miami-None.
Attendance: 2436
Advocate Invitational Game Two

Score by periods table with columns: 1st, 2nd, Total. Rows for STANFORD and Miami.

Last FG - STANFORD 2nd-06:15, UM 2nd-00:23.
Largest lead - STANFORD by 9 1st-06:59, UM by 14 2nd-00:23.
STANFORD led for 20:32. UM led for 12:32. Game was tied for 06:56.

Official Basketball Box Score -- Game Totals -- Final Statistics
Iowa State vs Miami
11-25-16 11 am ET at Lake Buena Vista, Fla. (HP Field House)

Iowa State 73 • 5-0

Table with columns: Player, FG-FGA, 3-Ptr, FT-FTA, Rebounds (Off, Def, Tot), PF, TP, A, TO, Blk, Stl, Min. Includes team totals and half-by-half statistics.

Miami 56 • 4-1

Table with columns: Player, FG-FGA, 3-Ptr, FT-FTA, Rebounds (Off, Def, Tot), PF, TP, A, TO, Blk, Stl, Min. Includes team totals and half-by-half statistics.

Officials: James Breeding, Tim Nestor, Brent Hampton
Technical fouls: Iowa State-Thomas, Matt. Miami-None.
Attendance:
Advocate Invitational Game Five

Score by periods table with columns: 1st, 2nd, Total. Rows for Iowa State and Miami.

Last FG - ISU 2nd-01:20, UM 2nd-00:32.
Largest lead - ISU by 21 2nd-01:20, UM by 5 1st-10:48.
ISU led for 31:15. UM led for 05:57. Game was tied for 02:48.

Official Basketball Box Score -- Game Totals -- Final Statistics
Miami vs Florida
11-27-16 4:30 pm ET at Lake Buena Vista, Fla. (HP Field House)

Miami 56 • 4-2

Table with columns: Player, FG-FGA, 3-Ptr, FT-FTA, Rebounds (Off, Def, Tot), PF, TP, A, TO, Blk, Stl, Min. Includes team totals and half-by-half statistics.

Florida 65 • 6-1

Table with columns: Player, FG-FGA, 3-Ptr, FT-FTA, Rebounds (Off, Def, Tot), PF, TP, A, TO, Blk, Stl, Min. Includes team totals and half-by-half statistics.

Officials: Zelton Steed, Brent Hampton, Chris Beaver
Technical fouls: Miami-None. Florida-None.
Attendance:
Advocate Invitational Third Place Game

Score by periods table with columns: 1st, 2nd, Total. Rows for Miami and Florida.

Last FG - UM 2nd-00:40, UF 2nd-01:28.
Largest lead - UM by 8 1st-14:50, UF by 10 2nd-00:47.
UM led for 17:52. UF led for 18:31. Game was tied for 03:17.

Official Basketball Box Score -- Game Totals -- Final Statistics
Rutgers vs Miami
11-30-16 7 p.m. at Watsco Center | Coral Gables, Fla.

Rutgers 61 • 6-1

Table with columns: Player, FG-FGA, 3-Ptr, FT-FTA, Rebounds (Off, Def, Tot), PF, TP, A, TO, Blk, Stl, Min. Includes team totals and half-by-half statistics.

Miami 73 • 5-2

Table with columns: Player, FG-FGA, 3-Ptr, FT-FTA, Rebounds (Off, Def, Tot), PF, TP, A, TO, Blk, Stl, Min. Includes team totals and half-by-half statistics.

Officials: Tim Clougherty, Tim Nestor, Ted Valentine
Technical fouls: Rutgers-None. Miami-None.
Attendance: 7064

Score by periods table with columns: 1st, 2nd, Total. Rows for Rutgers and Miami.

Last FG - RUTGERS 2nd-00:32, UM 2nd-01:06.
Largest lead - RUTGERS by 2 1st-19:32, UM by 21 2nd-11:27.
RUTGERS led for 00:21. UM led for 39:11. Game was tied for 00:28.



Official Basketball Box Score -- Game Totals -- Final Statistics
North Carolina vs Miami
01-28-17 1:07 p.m. at Watsco Center | Coral Gables, Fla.

North Carolina 62 • 19-4 (7-2)

Player statistics table for North Carolina vs Miami. Columns include Player, FG-FGA, 3-Ptr, Rebounds, PF, TP, A TO Blk Stl, Min. Totals: 21-60, 7-24, 13-19, 12 24 36, 25 62, 12 14 3 2 200.

FG % 1st Half: 6-29 20.7% 2nd half: 15-31 48.4% Game: 21-60 35.0%
3FG % 1st Half: 2-9 22.2% 2nd half: 5-15 33.3% Game: 7-24 29.2%
FT % 1st Half: 8-8 100.0 2nd half: 5-11 45.5% Game: 13-19 68.4%

Miami 77 • 14-6 (4-4)

Player statistics table for Miami vs North Carolina. Columns include Player, FG-FGA, 3-Ptr, Rebounds, PF, TP, A TO Blk Stl, Min. Totals: 23-56, 7-20, 24-30, 11 30 41, 20 77, 14 10 6 8 200.

FG % 1st Half: 12-25 48.0% 2nd half: 11-31 35.5% Game: 23-56 41.1%
3FG % 1st Half: 4-8 50.0% 2nd half: 3-12 25.0% Game: 7-20 35.0%
FT % 1st Half: 11-12 91.7% 2nd half: 13-18 72.2% Game: 24-30 80.0%

Officials: Ron Groover, Sean Hull, John Gaffney
Technical fouls: North Carolina-Berry II,Joel. Miami-None.
Attendance: 7563

Score by periods table for NC vs MI. Columns: 1st, 2nd, Total. Rows: North Carolina (22, 40, 62), Miami (39, 38, 77).

Last FG - NC 2nd-00:23, UM 2nd-01:27.
Largest lead - NC by 9 1st-16:28, UM by 22 2nd-14:00.
NC led for 05:52. UM led for 33:15. Game was tied for 00:53.

Official Basketball Box Score -- Game Totals -- Final Statistics
Florida State vs Miami
02-01-17 8:06 p.m. at Watsco Center | Coral Gables, Fla.

Florida State 75 • 19-4 (7-3)

Player statistics table for Florida State vs Miami. Columns include Player, FG-FGA, 3-Ptr, Rebounds, PF, TP, A TO Blk Stl, Min. Totals: 27-52, 7-18, 14-15, 10 17 27, 19 75, 12 9 4 11 200.

FG % 1st Half: 12-27 44.4% 2nd half: 15-25 60.0% Game: 27-52 51.9%
3FG % 1st Half: 4-10 40.0% 2nd half: 3-8 37.5% Game: 7-18 38.9%
FT % 1st Half: 3-4 75.0% 2nd half: 11-11 100.0 Game: 14-15 93.3%

Miami 57 • 14-7 (4-5)

Player statistics table for Miami vs Florida State. Columns include Player, FG-FGA, 3-Ptr, Rebounds, PF, TP, A TO Blk Stl, Min. Totals: 19-42, 2-11, 17-22, 10 16 26, 11 57, 5 14 1 5 200.

FG % 1st Half: 11-23 47.8% 2nd half: 8-19 42.1% Game: 19-42 45.2%
3FG % 1st Half: 1-6 16.7% 2nd half: 1-5 20.0% Game: 2-11 18.2%
FT % 1st Half: 11-12 91.7% 2nd half: 6-10 60.0% Game: 17-22 77.3%

Officials:
Technical fouls: Florida State-None. Miami-None.
Attendance: 7279

Score by periods table for FL vs MI. Columns: 1st, 2nd, Total. Rows: Florida State (31, 44, 75), Miami (34, 23, 57).

Last FG - FS 2nd-00:34, UM 2nd-00:24.
Largest lead - FS by 22 2nd-01:39, UM by 7 1st-01:07.
FS led for 25:26. UM led for 10:36. Game was tied for 03:58.

Official Basketball Box Score -- Game Totals -- Final Statistics
Miami vs NC State
02-04-17 3:00 p.m. at Raleigh, N.C. (PNC Arena)

Miami 84 • 15-7, 5-5 ACC

Player statistics table for Miami vs NC State. Columns include Player, FG-FGA, 3-Ptr, Rebounds, PF, TP, A TO Blk Stl, Min. Totals: 31-62, 11-21, 11-14, 17 19 36, 12 84, 16 11 2 5 200.

FG % 1st Half: 15-31 48.4% 2nd half: 16-31 51.6% Game: 31-62 50.0%
3FG % 1st Half: 5-9 55.6% 2nd half: 6-12 50.0% Game: 11-21 52.4%
FT % 1st Half: 1-1 100.0 2nd half: 10-13 76.9% Game: 11-14 78.6%

NC State 79 • 14-10, 3-8 ACC

Player statistics table for NC State vs Miami. Columns include Player, FG-FGA, 3-Ptr, Rebounds, PF, TP, A TO Blk Stl, Min. Totals: 27-48, 11-18, 14-17, 5 16 21, 12 79, 15 11 11 5 200.

FG % 1st Half: 18-29 62.1% 2nd half: 9-19 47.4% Game: 27-48 56.3%
3FG % 1st Half: 8-10 80.0% 2nd half: 3-8 37.5% Game: 11-18 61.1%
FT % 1st Half: 1-2 50.0% 2nd half: 13-15 86.7% Game: 14-17 82.4%

Officials: Jeff Clark, Tim Comer, Les Jones
Technical fouls: Miami-None. NC State-None.
Attendance: 17567
Fouled out: Miami: #15 Izundu, C. at 0:29.2 in 2nd half

Score by periods table for MI vs NC. Columns: 1st, 2nd, Total. Rows: Miami (36, 48, 84), NC State (45, 34, 79).

Last FG - UM 2nd-00:02, ST 2nd-00:04.
Largest lead - UM by 8 2nd-02:25, ST by 12 1st-01:31.
UM led for 07:56. ST led for 26:50. Game was tied for 05:13.

Official Basketball Box Score -- Game Totals -- Final Statistics
Virginia Tech vs Miami
02-08-17 9:06 p.m. at Watsco Center | Coral Gables, Fla.

Virginia Tech 68 • 16-7 (5-6)

Player statistics table for Virginia Tech vs Miami. Columns include Player, FG-FGA, 3-Ptr, Rebounds, PF, TP, A TO Blk Stl, Min. Totals: 22-46, 4-13, 20-25, 4 28 32, 15 68, 12 15 1 5 200.

FG % 1st Half: 11-21 52.4% 2nd half: 11-25 44.0% Game: 22-46 47.8%
3FG % 1st Half: 3-8 37.5% 2nd half: 1-5 20.0% Game: 4-13 30.8%
FT % 1st Half: 9-10 90.0% 2nd half: 11-15 73.3% Game: 20-25 80.0%

Miami 74 • 16-7 (6-5)

Player statistics table for Miami vs Virginia Tech. Columns include Player, FG-FGA, 3-Ptr, Rebounds, PF, TP, A TO Blk Stl, Min. Totals: 29-64, 7-21, 9-13, 10 22 32, 17 74, 15 10 5 6 200.

FG % 1st Half: 17-32 53.1% 2nd half: 12-32 37.5% Game: 29-64 45.3%
3FG % 1st Half: 5-12 41.7% 2nd half: 2-9 22.2% Game: 7-21 33.3%
FT % 1st Half: 1-3 33.3% 2nd half: 8-10 80.0% Game: 9-13 69.2%

Officials:
Technical fouls: Virginia Tech-Robinson,Justin. Miami-None.
Attendance: 6620

Score by periods table for VT vs MI. Columns: 1st, 2nd, Total. Rows: Virginia Tech (34, 34, 68), Miami (40, 34, 74).

Last FG - VT 2nd-00:01, UM 2nd-01:34.
Largest lead - VT by 4 1st-18:04, UM by 17 2nd-04:29.
VT led for 12:23. UM led for 22:11. Game was tied for 05:19.



Official Basketball Box Score -- Game Totals -- Final Statistics Duke vs Miami 02-25-17 4 p.m. at Watsco Center | Coral Gables, Fla.

Duke 50 • 22-7 (10-6)

Box score for Duke vs Miami. Includes player statistics for Jayson Tatum, Harry Giles, Amile Jefferson, Luke Kennard, Matt Jones, and Frank Jackson. Team totals and game percentages are provided at the bottom.

Miami 55 • 20-8 (10-6)

Box score for Miami vs Duke. Includes player statistics for Kamari Murphy, Ebuka Izundu, Anthony Lawrence, Davon Reed, Bruce Brown, Ja'Quan Newton, DJ Vasiljevic, and Dewan Huell. Team totals and game percentages are provided at the bottom.

Officials: Roger Ayers, John Gaffney, Brian O'Connell Technical fouls: Duke-None. Miami-None. Attendance: 7972

Score by periods table showing 1st, 2nd, and Total scores for Duke and Miami.

Last FG - DU 2nd-00:08, UM 2nd-00:05. Largest lead - DU by 3 1st-07:52, UM by 10 2nd-14:52. DU led for 07:44. UM led for 30:46. Game was tied for 01:30.

Score tied - 3 times. Lead changed - 6 times.

Official Basketball Box Score -- Game Totals -- Final Statistics Miami vs Virginia Tech 02-27-17 9:00 PM at Cassell Coliseum, Blacksburg, Va.

Miami 61 • 20-9 10-7

Box score for Miami vs Virginia Tech. Includes player statistics for Anthony Lawrence, Davon Reed, Bruce Brown, Ebuka Izundu, Kamari Murphy, Ja'Quan Newton, DJ Vasiljevic, and Dewan Huell. Team totals and game percentages are provided at the bottom.

Virginia Tech 66 • 21-8, 10-7

Box score for Virginia Tech vs Miami. Includes player statistics for Sy, Khadim, Robinson, Justin, Bibbs, Justin, Hill, Ahmed, Outlaw, Ty, Allen, Seth, LeDay, Zach, and Dewan Huell. Team totals and game percentages are provided at the bottom.

Officials: Les Jones, Terry Wymer, Bert Smith Technical fouls: Miami-None. Virginia Tech-None. Attendance: 6962

Score by periods table showing 1st, 2nd, and Total scores for Miami and Virginia Tech.

Last FG - UM 2nd-00:22, VT 2nd-02:12. Largest lead - UM by 2 2nd-19:44, VT by 9 1st-17:24. UM led for 04:51. VT led for 31:56. Game was tied for 03:13.

Score tied - 7 times. Lead changed - 10 times.

Official Basketball Box Score -- Game Totals -- Final Statistics Miami vs Florida State 03-04-17 4:00 pm at the Tucker Center - Tallahassee, Florida

Miami 57 • 20-10, 10-8 ACC

Box score for Miami vs Florida State. Includes player statistics for Kamari Murphy, Ja'Quan Newton, Anthony Lawrence, Davon Reed, Bruce Brown, DJ Vasiljevic, Ebuka Izundu, and Dewan Huell. Team totals and game percentages are provided at the bottom.

Florida State 66 • 24-7, 12-6 ACC

Box score for Florida State vs Miami. Includes player statistics for Isaac, Jonathan, Smith, Jarquez, Ojo, Michael, Bacon, Dwayne, Rathan-Maxey, Xavier, Cofer, Phyl, Walker, CJ, Forrest, Trent, Savoy, PJ, Angola-Rodas, Braian, Mann, Terance, Kounadje, Christ, and Dewan Huell. Team totals and game percentages are provided at the bottom.

Officials: Jamie Luckie, Tim Comer, Ray Styons Technical fouls: Miami-None. Florida State-None. Attendance: 11675

Score by periods table showing 1st, 2nd, and Total scores for Miami and Florida State.

Last FG - UM 2nd-00:34, FS 2nd-00:01. Largest lead - UM by 4 1st-08:22, FS by 11 2nd-04:16. UM led for 03:26. FS led for 32:14. Game was tied for 04:20.

Score tied - 6 times. Lead changed - 9 times.

Official Basketball Box Score -- Game Totals -- Final Statistics Miami vs Syracuse 03-08-17 12 p.m. at Barclays Center (Brooklyn, N.Y.)

Miami 62 • 21-10

Box score for Miami vs Syracuse. Includes player statistics for Anthony Lawrence, Kamari Murphy, Ja'Quan Newton, Davon Reed, Bruce Brown, Mike Robinson, DJ Vasiljevic, and Ebuka Izundu. Team totals and game percentages are provided at the bottom.

Syracuse 57 • 18-14

Box score for Syracuse vs Miami. Includes player statistics for Andrew White III, Tyler Lydon, Taurean Thompson, John Gillon, Tyus Battle, Frank Howard, Tyler Roberson, and Dewan Huell. Team totals and game percentages are provided at the bottom.

Officials: Ted Valentine, Les Jones, Tim Comer Technical fouls: Miami-None. Syracuse-None. Attendance: 2017 ACC Tournament Second Round - No. 9 Miami vs. No. 8 Syracuse

Score by periods table showing 1st, 2nd, and Total scores for Miami and Syracuse.

Last FG - UM 2nd-00:16, SU 2nd-00:12. Largest lead - UM by 8 1st-11:28, SU by 4 1st-18:09. UM led for 36:19. SU led for 02:23. Game was tied for 01:18.

Score tied - 1 time. Lead changed - 3 times.



Official Basketball Box Score -- Game Totals -- Final Statistics
Miami vs North Carolina
03-09-17 12 p.m. at Barclays Center (Brooklyn, N.Y.)

Miami 53 • 21-11

##	Player	Total		3-Ptr		Rebounds			PF	TP	A	TO	Blk	Stl	Min
		FG-FGA	FG-FGA	FT-FTA	Off	Def	Tot								
21	Kamari Murphy	f	2-6	0-0	1-2	1	3	4	2	5	1	2	1	0	25
00	Ja'Quan Newton	g	1-4	0-0	1-5	1	0	1	1	3	1	2	0	1	26
03	Anthony Lawrence	g	2-6	2-5	0-0	1	2	3	3	6	1	1	1	4	32
05	Davon Reed	g	2-8	1-5	2-2	3	3	6	1	7	2	3	0	1	34
11	Bruce Brown	g	9-13	1-3	2-2	2	5	7	2	21	1	3	0	0	33
02	Mike Robinson	g	0-1	0-1	0-0	0	0	0	0	0	0	0	0	0	2
04	DJ Vasiljevic	g	2-9	1-7	1-1	0	1	1	2	6	1	2	0	1	19
14	Rodney Miller	g	1-3	0-0	0-0	1	0	1	1	2	0	0	0	0	8
15	Ebuka Izundu	g	0-2	0-0	2-2	1	1	2	3	2	0	0	0	0	10
20	Dewan Huell	g	0-1	0-0	1-2	0	1	1	2	1	0	1	2	0	11
Team						1	2	3							
Totals			19-53	5-21	10-16	11	18	29	17	53	7	15	4	7	200

FG % 1st Half: 10-23 43.5% 2nd half: 9-30 30.0% Game: 19-53 35.8% Deadball Rebounds 2
 3FG % 1st Half: 2-8 25.0% 2nd half: 3-13 23.1% Game: 5-21 23.8%
 FT % 1st Half: 7-10 70.0% 2nd half: 3-6 50.0% Game: 10-16 62.5%

North Carolina 78 • 27-6

##	Player	Total		3-Ptr		Rebounds			PF	TP	A	TO	Blk	Stl	Min
		FG-FGA	FG-FGA	FT-FTA	Off	Def	Tot								
03	Meeks,Kennedy	f	4-7	0-0	2-2	2	5	7	2	10	0	0	1	0	24
44	Jackson,Justin	f	5-11	2-7	0-1	0	2	2	0	12	3	3	0	2	33
01	Pinson,Theo	g	3-7	1-3	2-4	1	3	4	3	9	6	3	0	0	24
02	Berry II,Joel	g	5-8	1-3	0-0	1	3	4	2	11	5	2	0	3	29
04	Hicks,Isaiah	g	5-7	0-0	9-9	2	4	6	1	19	2	1	0	1	25
00	Britt,Nate	g	1-4	1-1	0-0	0	1	1	0	3	2	0	0	3	20
05	Bradley,Tony	g	2-4	0-0	2-2	2	2	4	2	6	1	0	0	0	16
14	Robinson,Brandon	g	0-1	0-1	0-0	0	0	0	1	0	1	0	0	0	6
21	Woods,Seventh	g	0-0	0-0	0-0	0	2	2	0	0	1	1	0	0	8
30	White,Stilman	g	1-2	0-0	0-0	0	0	0	0	2	0	0	0	0	2
32	Maye,Luke	g	2-2	2-2	0-0	1	2	3	1	6	0	1	0	0	13
Team						0	3	3							
Totals			28-53	7-17	15-18	9	27	36	12	78	21	11	1	9	200

FG % 1st Half: 11-21 52.4% 2nd half: 17-32 53.1% Game: 28-53 52.8% Deadball Rebounds 1
 3FG % 1st Half: 1-6 16.7% 2nd half: 6-11 54.5% Game: 7-17 41.2%
 FT % 1st Half: 11-11 100.0 2nd half: 4-7 57.1% Game: 15-18 83.3%

Officials: Roger Ayers, Tim Nestor, Jerry Heater
 Technical fouls: Miami-None. North Carolina-None.
 Attendance: 17732
 2017 ACC Tournament Quarterfinals - No. 9 Miami vs. No. 1 North Carolina

Score by periods	1st	2nd	Total
Miami	29	24	53
North Carolina	34	44	78

Last FG - UM 2nd-00:51, NC 2nd-01:10.
 Largest lead - UM by 5 1st-15:05, NC by 27 2nd-01:10.
 UM led for 04:20. NC led for 32:59. Game was tied for 02:41.

	In	Off	2nd	Fast	Bench
Points	Paint	T/O	Chance	Break	
UM	24	11	12	6	11
NC	34	21	8	12	17

Score tied - 4 times.
 Lead changed - 5 times.

Official Basketball Box Score -- Game Totals -- Final Statistics
Michigan State vs Miami
03-17-17 8:20 p.m. at Tulsa, Okla. (BOK Center)

Michigan State 78 • 20-14

##	Player	Total		3-Ptr		Rebounds			PF	TP	A	TO	Blk	Stl	Min
		FG-FGA	FG-FGA	FT-FTA	Off	Def	Tot								
22	Bridges, Miles	f	8-12	2-4	0-0	2	7	9	2	18	3	1	1	0	35
44	Ward, Nick	f	8-9	0-0	3-3	3	4	7	2	19	0	1	1	0	26
01	Langford, Joshua	g	5-10	2-4	1-2	1	1	2	2	13	1	0	0	0	24
03	Ellis III, Alvin	g	3-9	0-5	1-1	1	6	7	1	7	1	3	0	0	30
11	Nairn Jr., Lourawls	g	0-2	0-1	0-0	0	1	1	3	0	5	2	0	0	18
00	Ahrens, Kyle	g	0-0	0-0	0-0	0	0	0	0	0	0	0	0	0	5
05	Winston, Cassius	g	2-5	1-3	2-2	0	1	1	4	7	5	0	0	1	22
20	McQuaid, Matt	g	2-4	1-3	2-2	1	4	5	1	7	3	3	0	0	25
25	Goins, Kenny	g	2-2	0-0	2-2	1	1	2	2	6	0	2	0	0	12
30	Van Dyk, Matt	g	0-0	0-0	1-2	0	0	0	0	1	0	0	1	0	1
40	Roy, Greg	g	0-0	0-0	0-0	0	0	0	0	1	0	0	0	0	1
41	George, Conner	g	0-0	0-0	0-0	0	0	0	0	0	0	0	0	0	1
Team						1	1	2							
Totals			30-53	6-20	12-14	10	26	36	18	78	18	12	3	1	200

FG % 1st Half: 14-28 50.0% 2nd half: 16-25 64.0% Game: 30-53 56.6% Deadball Rebounds 1
 3FG % 1st Half: 4-13 30.8% 2nd half: 2-7 28.6% Game: 6-20 30.0%
 FT % 1st Half: 6-6 100.0 2nd half: 6-8 75.0% Game: 12-14 85.7%

Miami 58 • 21-12

##	Player	Total		3-Ptr		Rebounds			PF	TP	A	TO	Blk	Stl	Min
		FG-FGA	FG-FGA	FT-FTA	Off	Def	Tot								
21	Kamari Murphy	f	0-6	0-0	1-2	1	1	2	1	1	1	2	1	0	26
00	Ja'Quan Newton	g	5-12	0-1	6-7	0	2	2	2	16	2	1	0	3	34
03	Anthony Lawrence	g	1-5	1-5	0-0	1	2	3	3	3	0	1	0	0	22
05	Davon Reed	g	5-10	2-6	0-0	1	2	3	0	12	0	1	0	2	37
11	Bruce Brown	g	3-6	1-3	4-6	0	2	2	3	11	4	1	0	3	34
02	Mike Robinson	g	0-0	0-0	0-0	0	0	0	0	0	0	0	0	0	2
04	DJ Vasiljevic	g	1-3	0-1	0-0	0	2	2	1	2	1	1	0	1	16
14	Rodney Miller	g	0-0	0-0	0-0	0	1	1	0	0	0	0	0	0	1
15	Ebuka Izundu	g	2-5	0-0	1-2	2	1	3	4	5	0	0	0	0	18
20	Dewan Huell	g	4-5	0-0	0-0	0	0	0	3	8	0	1	0	0	9
35	Chris Stowell	g	0-0	0-0	0-0	0	0	0	0	0	0	0	0	0	1
Team						4	1	5							
Totals			21-52	4-16	12-17	9	14	23	17	58	8	10	1	9	200

FG % 1st Half: 11-26 42.3% 2nd half: 10-26 38.5% Game: 21-52 40.4% Deadball Rebounds 1
 3FG % 1st Half: 2-7 28.6% 2nd half: 2-9 22.2% Game: 4-16 25.0%
 FT % 1st Half: 3-3 100.0 2nd half: 9-14 64.3% Game: 12-17 70.6%

Officials: Michael Stephens, Don Daily, Rick Crawford
 Technical fouls: Michigan State-None. Miami-None.
 Attendance: 14715

Score by periods	1st	2nd	Total
Michigan State	38	40	78
Miami	27	31	58

Last FG - MSU 2nd-01:28, UM 2nd-02:59.
 Largest lead - MSU by 23 2nd-08:51, UM by 12 1st-13:13.
 MSU led for 24:17. UM led for 13:48. Game was tied for 01:55.

	In	Off	2nd	Fast	Bench
Points	Paint	T/O	Chance	Break	
MSU	40	7	17	6	21
UM	28	14	6	4	15

Score tied - 2 times.
 Lead changed - 1 time.

U
2016-17 MIAMI HURRICANES



0

JA'QUAN NEWTON
 Jr. | G | 6-2 | 187
 Philadelphia, Pa.
 Neumann-Goretti HS




2

MIKE ROBINSON
 So. | G | 5-10 | 170
 New Britain, Conn.
 New Britain HS



3

ANTHONY LAWRENCE, JR.
 So. | G | 6-7 | 210
 St. Petersburg, Fla.
 Lakewood Senior HS



4

DEJAN "DJ" VASILJEVIC
 Fr. | G | 6-3 | 198
 Melbourne, Australia
 Australian Institute of Sport



5

DAVON REED
 Sr. | G | 6-6 | 220
 Ewing, N.J.
 Princeton Day School



11

BRUCE BROWN
 Fr. | G | 6-5 | 190
 Boston, Mass.
 Vermont Academy



14

RODNEY MILLER, JR.
 Fr. | C | 7-0 | 258
 Laurelton, N.Y.
 Oak Hill Academy



15

EBUKA IZUNDU
 So. | C | 6-10 | 231
 Charlotte, N.C. | Nigeria
 Victory Christian Center



20

DEWAN HUELL
 Fr. | F | 6-11 | 220
 Miami, Fla.
 Miami Norland HS




21

KAMARI MURPHY
 RSr. | F | 6-8 | 220
 Brooklyn, N.Y.
 Oklahoma State | IMG | Lincoln HS



32

SAM WAARDENBURG
 Fr. | F | 6-9 | 205
 Henderson, New Zealand
 Rangitoto College HS



35

CHRIS STOWELL
 Jr. | F | 6-6 | 208
 Exeter, N.H.
 Tilton School | Exeter




JIM LARRAÑAGA
 Head Coach




CHRIS CAPUTO
 Associate Head Coach



JAMAL BRUNT
 Assistant Coach



ADAM FISHER
 Assistant Coach



JAMES JOHNSON
 Director of Operations



11 BRUCE BROWN

Fr. | 6-5 | 190 | Guard
Boston, Mass. | Vermont Academy

All-ACC Academic Basketball Team, 2017
ACC Rookie of the Week - Dec. 12, 2016 & Feb. 28, 2017
2016 Jordan Brand Classic All-American

As a freshman, recorded Miami's second triple double in program history with 11 points, 11 rebounds and 10 assists against SC State on Dec. 6, 2016.

- Playing both point guard and two guard at Miami.
- Feisty defender. Competitive mentality. Active rebounder from the guard position.
- Offensively can get past defenders and finish at the rim.
- Boasts a 6-8 wingspan.
- Bench: 275 lbs. Added 50 lbs on bench since arrival at UM in July 2016.
- Increased 185 bench from eight reps to 16 from July to October 2016.
- Vertical: 42-inches, on 3-step approach.
- Five-star shooting guard at Vermont Academy in Saxton's River, Vt. Played at Vermont Academy two seasons.
- Ranked No. 30 by ESPN, No. 44 per Scout and No. 49 by Rivals.
- Won 2016 New England Prep School Basketball Class AA State Tournament.
- Named 2016 NEPSAC Tournament MVP ... First Team All-NEPSAC.
- Nike Basketball Academy, the NBPA Top 100 Camp and Nike Elite 100.
- Second Team All-EYBL performer playing for Boston Amateur Basketball Club ... With BABC at the Peach Jam in 2015, averaged 15.6 points, 5.6 rebounds, 2.0 steals, 1.8 assists and 1.4 blocks per game.
- Multi-sport athlete at Wakefield High School two years ... Played wide receiver and strong safety on the football team ... Also played baseball and JV soccer.
- Born Aug. 15, 1996 in Boston. Son of Roberta Brown and Bruce Brown. Brother to 10 siblings. Cousin of Jalen Adams (UConn).
- Started playing basketball at age six, first dunk was in eighth grade.
- Recorded Miami's second triple double in program history with 11 points, 11 rebounds and 10 assists against SC State on Dec. 6, 2016, the same day his uncle passed away and the team played the game "for Bruce's uncle".
- Favorites: Athlete: Russell Westbrook. Athlete in another sport: Neymar. Pro sports team: Patriots. Meal: Fried chicken / mac & cheese. Midnight snack: Zebra cakes. Video game: FIFA. Ice Cream: Vanilla. Cereal: Frosted Cheerios. Movie: Friday. TV Show: SportsCenter.
- When I played ball as a kid, I pretended I was: Rajon Rondo. When I was little, I wanted to be a: Police officer.

TRIPLE-DOUBLES				
Opposition	P	R	A	
SC State	11	11	10	
DOUBLE-DOUBLES				
Opposition	P	R		
SC State	11	11		
George Washington	14	12		

BROWN HIGHS

Points

Season: 30, vs. North Carolina, 1/28/17
ACC: 30, vs. North Carolina, 1/28/17

Rebounds

Season: 12, vs. Geo. Washington, 12/22/16
ACC: 9, vs. Notre Dame, 1/12/17

Assists

Season: 10, vs. SC State, 12/6/16
ACC: 6 (2x) last at NC State, 2/4/17

Steals

Season: 3 (5x) last vs. Michigan State, 3/17/17
ACC: 3, vs. NC State, 12/31/16

Blocked Shots

Season: 3 (2x) last vs. Notre Dame, 1/12/17
ACC: 3, vs. Notre Dame, 1/12/17

Field Goals

Season: 11, vs. Duke, 2/25/17
ACC: 11, vs. Duke, 2/25/17

Field Goal Attempts

Season: 18, vs. Duke, 2/25/17
ACC: 18, vs. Duke, 2/25/17

Free Throws

Season: 10, vs. North Carolina, 1/28/17
ACC: 10, vs. North Carolina, 1/28/17

Free Throw Attempts

Season: 13, vs. North Carolina, 1/28/17
ACC: 13, vs. North Carolina, 1/28/17

3-Point Field Goals

Season: 4, vs. North Carolina, 1/28/17
ACC: 4, vs. North Carolina, 1/28/17

3-Point Field Goal Attempts

Season: 6, vs. North Carolina, 1/28/17
ACC: 6, vs. North Carolina, 1/28/17

Minutes


Season: 44, at Virginia, 2/20/17
ACC: 44, at Virginia, 2/20/17

BROWN CAREER STATISTICS

Season	GP	GS	Min.	Avg.	3-Point			Free Throws			Rebounds				Scoring										
					FG	FGA	Pct.	FT	FTA	Pct.	Off.	Def.	Tot.	Avg.	PF	FO	Ast.	TO	Blk	Stl	Pts.	Avg.			
2016-17	33	29	1053	31.9	134	292	.459	33	95	.347	90	121	.744	48	138	186	5.6	83	2	106	67	18	49	391	11.8

BROWN 2016-17

Opponent	Date	GS	Min	FG	FGA	Pct	3-PTS	3FG	3FGA	Pct	FREE THROWS	FT	FTA	Pct	REBOUNDS	Off	Def	Tot	Avg	PF	FO	A	TO	Blk	Stl	Pts	Avg
W Carolina	11-11-16		25	2	8	.250	0	2	.000	3	6	.500	1	7	8	8.0	0	0	5	1	1	0	7	7.0			
at North Florida	11-16-16		25	3	7	.429	0	1	.000	1	2	.500	2	4	6	7.0	1	0	2	0	0	2	7	7.0			
Penn	11-19-16	*	27	6	10	.600	1	3	.333	2	2	1.000	2	3	5	6.3	2	0	1	1	3	3	15	9.7			
vs Stanford	11-24-16		22	3	8	.375	0	2	.000	4	6	.667	2	4	6	6.3	3	0	2	0	0	1	10	9.8			
vs Iowa State	11-25-16		21	1	5	.200	0	2	.000	0	0	.000	2	5	7	6.4	5	1	2	4	0	1	2	8.2			
vs Florida	11-27-16	*	35	6	13	.462	2	4	.500	1	2	.500	3	1	4	6.0	3	0	1	2	0	2	15	9.3			
RUTGERS	11-30-16	*	28	4	6	.667	0	1	.000	3	3	1.000	2	7	9	6.4	3	0	2	5	0	0	11	9.6			
vs Wofford	12-03-16	*	37	3	4	.750	2	3	.667	4	4	1.000	2	3	5	6.3	1	0	1	2	0	3	12	9.9			
SC STATE	12-06-16	*	30	5	11	.455	0	3	.000	1	2	.500	3	8	11	6.8	3	0	10	2	0	2	11	10.0			
FAU	12-16-16	*	38	4	11	.364	0	3	.000	6	8	.750	2	6	8	6.9	2	0	6	2	0	2	14	10.4			
GEO. WASH.	12-22-16	*	33	3	9	.333	2	2	1.000	6	6	1.000	2	10	12	7.4	1	0	2	0	0	0	14	10.7			
COLUMBIA	12-28-16	*	33	3	7	.429	1	3	.333	1	2	.500	0	6	6	7.3	3	0	5	3	1	3	8	10.5			
NC STATE	12-31-16	*	26	7	11	.636	1	2	.500	2	4	.500	3	5	8	7.3	4	0	4	2	1	3	17	11.0			
at Syracuse	01-04-17	*	33	3	8	.375	2	4	.500	1	2	.500	4	3	7	7.3	2	0	2	2	0	1	9	10.9			
NOTRE DAME	01-12-17	*	30	2	6	.333	2	3	.667	1	3	.333	2	7	9	7.4	1	0	1	4	3	1	7	10.6			
at Pitt	01-14-17	*	32	7	13	.538	3	5	.600	0	0	.000	2	4	6	7.3	3	0	3	3	1	2	17	11.0			
at Wake Forest	01-18-17	*	31	4	7	.571	0	1	.000	1	1	1.000	0	3	3	7.1	4	0	1	0	0	1	9	10.9			
at Duke	01-21-17	*	38	6	10	.600	2	3	.667	1	1	1.000	0	5	5	6.9	2	0	6	1	1	2	15	11.1			
BOSTON COLLEGE	01-25-17	*	35	4	8	.500	1	2	.500	3	7	.429	0	6	6	6.9	2	0	4	0	1	2	12	11.2			
NORTH CAROLINA	01-28-17	*	34	8	11	.727	4	6	.667	10	13	.769	1	3	4	6.8	2	0	5	4	2	2	30	12.1			
FLORIDA STATE	02-01-17	*	36	4	10	.400	0	1	.000	9	11	.818	2	3	5	6.7	3	0	1	4	0	2	17	12.3			
at NC State	02-04-17	*	32	3	8	.375	1	3	.333	0	0	.000	1	1	2	6.5	2	0	6	1	0	1	7	12.1			
VIRGINIA TECH	02-08-17	*	32	1	12	.083	0	5	.000	0	0	.000	0	5	5	6.4	3	0	4	2	0	1	2	11.7			
at LOUISVILLE	02-11-17	*	36	4	10	.400	0	1	.000	4	6	.667	2	5	7	6.4	3	0	4	3	0	0	12	11.7			
GEORGIA TECH	02-15-17	*	37	1	4	.250	0	2	.000	6	6	1.000	1	2	3	6.3	1	0	5	4	0	1	8	11.5			
CLEMSON	02-18-17	*	29	4	8	.500	1	3	.333	0	0	.000	2	3	5	6.2	3	0	5	2	0	0	9	11.4			
at Virginia	02-20-17	*	44	2	7	.286	1	4	.250	9	10	.900	1	2	3	6.1	2	0	0	4	1	2	14	11.5			
DUKE	02-25-17	*	36	11	18	.611	1	2	.500	2	2	1.000	1	3	4	6.0	3	0	4	1	2	2	25	12.0			
at Virginia Tech	02-27-17	*	31	3	8	.375	1	5	.200	1	2	.500	1	2	3	5.9	5	1	5	2	0	1	8	11.9			
at Florida State	03-04-17	*	32	4	9	.444	2	3	.667	0	0	.000	0	0	0	5.7	4	0	1	1	1	2	10	11.8			
vs Syracuse	03-08-17	*	28	1	6	.167	1	5	.200	2	2	1.000	0	5	5	5.7	2	0	1	1	0	1	5	11.6			
vs North Carolina	03-09-17	*	33	9	13	.692	1	3	.333	2	2	1.000	2	5	7	5.8	2	0	1	3	0	0	21	11.9			
vs Michigan St.	03-17-17	*	34	3	6	.500	1	3	.333	4	6	.667	0	2	2	5.6	3	0	4	1	0	3	11	11.8			



20 DEWAN HUELL

Fr. | 6-11 | 220 | Forward
Miami, Fla. | Miami Norland HS

2016 McDonald's All-American

- Name is pronounced Duh-wan Hue-ull
- Five-star, top-25 power forward from local Norland High in Miami, Fla.
- Explosive player with ability to dunk in traffic.
- Good touch around the rim, developing baby hook shot.
- Elevates above the defense to score.
- Weighed 214 lbs in July 2016, up to 227 lbs by October.
- Never lifted weights before coming to UM.
- Ranked the No. 21 player by ESPN, No. 23 by Rivals and No. 25 by Scout.
- Named top player in the state of Florida by Scout. Second in the state by ESPN and Rivals.
- Nike Elite 100, LeBron James Skills Academy, adidas Nations Atlanta, adidas Nations California, Elite 24 all-star game, UA All-America Camp and the NBPA Top 100 Camp. adidas US select U-18 team at adidas Eurocamp in Treviso, Italy.
- Played AAU ball for Team Breakdown.
- Led the Norland Vikings to three state championships.
- *Miami Herald* Class 9A-6A Male Athlete of the Year. Two-time *Miami Herald* Class 8A-6A Boy's Basketball Player of the Year.
- Averaged 16.5 points, 8.7 rebounds and 1.8 blocks per game as a senior. Posted 19.2 points and 9.1 rebounds as a junior, 10.9 ppg, 7.9 rpg as a sophomore and 4.8 ppg and 3.7 rpg as a freshman at Norland.
- Also was on the track team where he participated in the 800 meter run and the high jump.
- Chose hometown Miami over offers from Kansas, North Carolina, Florida State, Florida and Louisville.
- Nickname is Stretch.
- Born Dec. 9, 1996 in Miami. Son of Christina Fernandez. Brother to six siblings: Three brothers – Dewell, Dewanis and Dylan (deceased); Three sisters – Deanna, Charese and Brittany. Cousin to former Canes football player Duke Johnson.
- Majoring in sports management.

- Favorites: Athlete: LeBron James. Athlete in another sport: Floyd Mayweather. Song right now: Pray for 'em – Meek Mills. Pro sports team: Heat. Meal: Mom's lasagna. Midnight snack: Gushers. Ice Cream: Cookies and cream. Cereal: Fruit Loops. Movie: The Purge 3. TV Shows: Ballers, Power, Survivor's Remorse. Musical Artist: G Herbo.
- When I played ball as a kid, I pretended I was: LeBron. When I was little, I wanted to be: The President or an astronaut. Now my dream job is: Coach.

HUELL HIGHS

Points

Season: 15, at North Florida, 11/16/16
ACC: 13, vs. Georgia Tech, 2/16/17

Rebounds

Season: 10, vs. FAU, 12/16/16
ACC: 8, at Wake Forest, 1/18/17

Assists

Season: 1 (6x) last at Louisville, 2/11/17
ACC: 1 (4x) last at Louisville, 2/11/17

Steals

Season: 2, vs. Rutgers, 11/30/16
ACC: 1 (8x) last at Florida State, 3/4/17

Blocked Shots

Season: 3, vs. Virginia Tech, 2/8/17
ACC: 3, vs. Virginia Tech, 2/8/17

Field Goals

Season: 6 (2x) last vs. Rutgers, 11/30/16
ACC: 4 (2x) last vs. Georgia Tech, 2/16/17

Field Goal Attempts

Season: 14, vs. Rutgers, 11/30/16
ACC: 9, at Wake Forest, 1/18/17

Free Throws

Season: 5, vs. Georgia Tech, 2/16/17
ACC: 5, vs. Georgia Tech, 2/16/17

Free Throw Attempts

Season: 6, vs. Georgia Tech, 2/16/17
ACC: 6, vs. Georgia Tech, 2/16/17

3-Point Field Goals

Season: --
ACC: --

3-Point Field Goal Attempts

Season: --
ACC: 1 (2x) last vs. Virginia Tech, 2/8/17

Minutes

Season: 26, at Duke, 1/21/17
ACC: 26, at Duke, 1/21/17

HUELL CAREER STATISTICS

Season	GP	GS	Min.	Avg.	3-Point			Free Throws			Rebounds				Scoring										
					FG	FGA	Pct.	FT	FTA	Pct.	Off.	Def.	Tot.	Avg.	PF	FO	Ast.	TO	Blk	Stl	Pts.	Avg.			
2016-17	32	15	557	17.4	77	145	.531	0	2	.000	33	51	.647	45	54	99	3.1	61	0	6	30	25	13	187	5.8

HUELL 2016-17		TOTAL				3-PTS			FREE THROWS			REBOUNDS				PF	FO	A	TO	Blk	Stl	Pts	Avg	
Opponent	Date	GS	Min	FG	FGA	Pct	3FG	FGA	Pct	FT	FTA	Pct	Off	Def	Tot									Avg
W Carolina	11-11-16		25	5	9	.556	0	0	.000	3	3	1.000	2	5	7	7.0	2	0	1	1	1	0	13	13.0
at North Florida	11-16-16		19	6	9	.667	0	0	.000	3	3	1.000	3	5	8	7.5	4	0	0	0	1	0	15	14.0
Penn	11-19-16		24	5	6	.833	0	0	.000	1	1	1.000	5	0	5	6.7	2	0	0	2	0	0	11	13.0
vs Stanford	11-24-16		19	1	1	1.000	0	0	.000	1	2	.500	1	2	3	5.8	2	0	0	0	0	1	3	10.5
vs Iowa State	11-25-16		24	2	5	.400	0	0	.000	1	2	.500	2	4	6	5.8	4	0	0	1	1	0	5	9.4
vs Florida	11-27-16		22	4	9	.444	0	0	.000	2	2	1.000	3	3	6	5.8	2	0	1	2	1	0	10	9.5
RUTGERS	11-30-16	*	25	6	14	.429	0	0	.000	2	2	1.000	5	2	7	6.0	0	0	0	0	1	2	14	10.1
vs Wofford	12-03-16	*	13	1	3	.333	0	0	.000	0	0	.000	0	1	1	5.4	3	0	0	3	0	0	2	9.1
SC STATE	12-06-16	*	18	2	2	1.000	0	0	.000	1	2	.500	0	3	3	5.1	3	0	0	2	2	1	5	8.7
FAU	12-16-16	*	24	4	10	.400	0	0	.000	1	2	.500	4	6	10	5.6	2	0	0	0	1	1	9	8.7
GEO. WASH.	12-22-16	*	18	1	5	.200	0	0	.000	0	0	.000	0	1	1	5.2	1	0	0	0	1	0	2	7.1
COLUMBIA	12-28-16	*	17	2	2	1.000	0	0	.000	0	0	.000	0	1	1	4.8	3	0	0	1	2	0	4	7.8
NC STATE	12-31-16	*	14	0	3	.000	0	1	.000	0	0	.000	0	0	0	4.5	1	0	1	0	0	1	0	7.2
at Syracuse	01-04-17	*	19	3	5	.600	0	0	.000	0	1	.000	2	1	3	4.4	2	0	1	1	0	1	6	7.1
NOTRE DAME	01-12-17	*	10	1	1	1.000	0	0	.000	0	0	.000	0	0	0	4.1	0	0	0	0	0	0	2	6.7
at Pitt	01-14-17	*	21	2	3	.667	0	0	.000	0	0	.000	1	2	3	4.0	1	0	0	1	2	1	4	6.6
at Wake Forest	01-18-17	*	25	3	9	.333	0	0	.000	3	4	.750	2	6	8	4.2	4	0	0	0	1	0	9	6.7
at Duke	01-21-17	*	26	3	5	.600	0	0	.000	1	3	.333	3	0	3	4.2	3	0	0	3	0	0	7	6.7
BOSTON COLLEGE	01-25-17		11	4	5	.800	0	0	.000	0	1	.000	2	1	3	4.1	2	0	1	1	0	1	8	6.8
NORTH CAROLINA	01-28-17		19	2	3	.667	0	0	.000	1	2	.500	1	0	1	4.0	1	0	0	1	0	1	5	6.7
FLORIDA STATE	02-01-17		22	3	6	.500	0	0	.000	1	2	.500	1	0	1	3.8	1	0	0	0	1	0	7	6.7
at NC State	02-04-17	*	12	1	2	.500	0	0	.000	1	2	.500	1	1	2	3.7	1	0	0	1	0	0	3	6.5
VIRGINIA TECH	02-08-17	*	14	1	5	.200	0	1	.000	1	2	.500	3	2	5	3.8	2	0	0	0	3	0	3	6.4
at LOUISVILLE	02-11-17	*	14	2	2	1.000	0	0	.000	0	0	.000	0	3	3	3.8	2	0	1	1	1	1	4	6.3
GEORGIA TECH	02-15-17		21	4	7	.571	0	0	.000	5	6	.833	1	1	2	3.7	0	0	0	1	2	1	13	6.6
CLEMSON	02-18-17		17	2	4	.500	0	0	.000	2	3	.667	1	0	1	3.6	2	0	0	1	1	0	6	6.5
at Virginia	02-20-17		11	0	1	.000	0	0	.000	1	2	.500	1	0	1	3.5	2	0	0	1	0	0	1	6.3
DUKE	02-25-17		9	1	1	1.000	0	0	.000	0	0	.000	1	0	1	3.4	0	0	0	0	0	0	2	6.2
at Virginia Tech	02-27-17		9	0	0	.000	0	0	.000	0	0	.000	0	1	1	3.3	3	0	0	2	0	0	0	6.0
at Florida State	03-04-17		15	2	2	1.000	0	0	.000	1	2	.500	0	2	2	3.3	1	0	0	2	1	1	5	5.9
vs Syracuse	03-08-17	DNP																						
vs North Carolina	03-09-17		11	0	1	.000	0	0	.000	1	2	.500	0	1	1	3.2	2	0	0	1	2	0	1	5.8
vs Michigan St	03-17-17		9	4	5	.800	0	0	.000	0	0	.000	0	0	0	3.1	3	0	0	1	0	0	8	5.8



15 EBUKA IZUNDU

So. | 6-10 | 231 | Center
Charlotte, N.C. | Lagos, Nigeria | Victory Christian Center

- First name Ebuka is pronounced E-boo-kuh. Last name is E-zoon-du.
- Born in Lagos, Nigeria. Speaks African language of Igbo.
- Moved to the United States in 2013, at age 17.
- Grew up playing soccer, then started playing basketball in 2011.
- Long and athletic body.
- Lefty with great touch around the basket.
- Potential to develop into a great ACC post scorer.
- 7-foot, 1-inch wingspan. Weighed 201 lbs as a freshman, weighed 231 in Oct. 2016.
- Benched 185 lbs upon arrival in Sept. 2015, up to 300 lbs in Oct. 2016.
- Increased 185 bench from one rep to 13 reps in one year.
- Six reps of 315 squat in Oct. 2016.
- As a freshman (2015-16) scored in double digits once with 11 points against Mississippi State in the Puerto Rico Classic.
- Signed with Charlotte, then was released from commitment after 49ers coach was let go.
- No. 134 player and No. 19 center in 2015 class by Rivals.com ... No. 70 player, No. 20 power forward and No. 5 player in North Carolina in 2015 class by 247Sports. First-team All-Charlotte Observer.
- Averaged 21.0 points, 15.0 rebounds and 6.0 blocks for Victory Christian Center School as a senior. Averaged 18.0 points, 12.0 rebounds and 6.0 blocks in junior season.
- Played AAU for Charlotte ACES
- In high school also played soccer and ran the 100 and 200 meters in track.
- Born June 28, 1996. Son of Emma and Ifeoma Izundu. One brother: Okwy; Four sisters: Chioma Ojo, Vivian, Chingo and Ifunaya.
- Majoring in sports administration.

- Favorites: Athlete: Kevin Durant. Athlete in another sport: Cristiano Ronaldo. Pro sports team: OKC Thunder. Meal: Rice, Chicken, Sweet plantains. Midnight snack: Chicken wings. Video game: Grand Theft Auto. Class at UM: Dance. Ice Cream: Strawberry. Cereal: Lucky Charms. Movie: Fast & Furious 6. TV Show: Game of Thrones. Musical Artist: Future.
- When I played ball as a kid, I pretended I was: Hakeem Olajuwon. When I was little, I wanted to be a: Soccer player. Now my dream job is: Own my own business.

2015-16			
Opposition	P	R	A
UTRGV	0	0	0
Louisiana	0	0	0
vs. Miss. St.	11	7	0
vs. Utah	4	3	1
vs. Butler	DNP		
Northeastern	DNP		
at Nebraska	DNP		
Charlotte	0	0	1
Florida	0	1	0
Charleston	1	0	0
at La Salle	6	4	0
Princeton	DNP		
Syracuse	DNP		
Florida State	DNP		
at Virginia	DNP		
at Clemson	0	0	0
at Boston College	DNP		
Wake Forest	DNP		
DUKE	DNP		
at NC State	DNP		
Notre Dame	DNP		
at Georgia Tech	DNP		
Pittsburgh	2	0	0
at Florida State	0	0	0
Virginia Tech	0	0	0
at North Carolina	6	2	1
Virginia	DNP		
Louisville	DNP		
at Notre Dame	DNP		
at Virginia Tech	2	0	0
vs. Virginia Tech	DNP		
vs. Virginia	DNP		
vs. Buffalo	DNP		
vs. Wichita State	DNP		
vs. Villanova	0	2	0

IZUNDU HIGHS

Points

Season: 16, at NC State, 2/4/17
Career: 16, at NC State, 2/4/17
ACC: 16, at NC State, 2/4/17

Rebounds

Season: 7, vs. NC State, 12/31/16
Career: 7 (2x) last vs. NC State, 12/31/16
ACC: 7, vs. NC State, 12/31/16

Assists

Season: 1 (6x) last at Virginia, 2/20/17
Career: 1 (9x) last at Virginia, 2/20/17
ACC: 1 (5x) last at Virginia, 2/20/17

Steals

Season: 1 (7x) last vs. Duke, 2/25/17
Career: 1 (9x) last vs. Duke, 2/25/17
ACC: 1 (5x) last vs. Duke, 2/25/17

Blocked Shots

Season: 3 (3x) last vs. Notre Dame, 1/12/17
Career: 3 (3x) last vs. Notre Dame, 1/12/17
ACC: 3, vs. Notre Dame, 1/12/17

Field Goals

Season: 6, at NC State, 2/4/17
Career: 6, at NC State, 2/4/17
ACC: 6, at NC State, 2/4/17

Field Goal Attempts

Season: 10, vs. Clemson, 2/18/17
Career: 10, vs. Clemson, 2/18/17
ACC: 10, vs. Clemson, 2/18/17

Free Throws

Season: 4 (3x) last at NC State, 2/4/17
Career: 5, vs. Mississippi State, 11/19
ACC: 4 (2x) last at NC State, 2/4/17

Free Throw Attempts

Season: 5 (2x) last at NC State, 2/4/17
Career: 7, vs. Mississippi State, 11/19
ACC: 6, at North Carolina, 2/20/16

3-Point Field Goal Attempts

Career: --

Minutes


Season: 27, at NC State, 2/4/17
Career: 27, at NC State, 2/4/17
ACC: 27, at NC State, 2/4/17

IZUNDU CAREER STATISTICS

Season	GP	GS	Min.	Avg.	3-Point			Free Throws			Rebounds				Scoring										
					FG	FGA	Pct.	FT	FTA	Pct.	Off.	Def.	Tot.	Avg.	PF	FO	Ast.	TO	Blk	Stl	Pts.	Avg.			
2015-16	15	0	79	5.3	10	16	.625	0	0	.000	12	19	.632	13	6	19	1.3	17	0	3	5	3	2	32	2.1
2016-17	32	9	417	13.0	53	98	.541	0	0	.000	29	42	.690	47	50	97	3.0	75	2	6	27	25	7	135	4.2
TOTAL	47	9	496	10.6	63	114	.553	0	0	.000	41	61	.672	60	56	116	2.5	92	2	9	32	28	9	167	3.6

IZUNDU 2016-17

Opponent	Date	GS	TOTAL			3-PTS			FREE THROWS			REBOUNDS				PF	FO	A	TO	Blk	Stl	Pts	Avg	
			Min	FG	FGA	Pct	3FG	FGA	Pct	FT	FTA	Pct	Off	Def	Tot									Avg
W Carolina	11-11-16	*	13	5	5	1.000	0	0	.000	4	4	1.000	2	3	5	5.0	3	0	1	3	1	1	14	14.0
at North Florida	11-16-16	*	4	2	2	1.000	0	0	.000	0	0	.000	3	1	4	4.5	1	0	0	0	0	0	4	9.0
Penn	11-19-16		DNP - lower left extremity injury																					
vs Stanford	11-24-16	*	11	0	2	.000	0	0	.000	0	0	.000	2	1	3	4.0	2	0	0	1	1	0	0	6.0
vs Iowa State	11-25-16	*	9	0	0	.000	0	0	.000	0	0	.000	1	2	3	3.8	1	0	0	1	1	0	0	4.5
vs Florida	11-27-16		2	0	0	.000	0	0	.000	0	0	.000	0	0	0	3.0	2	0	0	0	0	0	0	3.6
RUTGERS	11-30-16		12	2	2	1.000	0	0	.000	0	0	.000	0	2	2	2.8	4	0	0	2	3	0	4	3.7
vs Wofford	12-03-16		15	3	5	.600	0	0	.000	3	4	.750	3	2	5	3.1	3	0	0	3	1	1	9	4.4
SC STATE	12-06-16		17	4	7	.571	0	0	.000	1	2	.500	2	1	3	3.1	0	0	0	1	3	0	9	5.0
FAU	12-16-16		6	0	0	.000	0	0	.000	2	2	1.000	1	1	2	3.0	4	0	0	3	0	1	2	4.7
GEO. WASH.	12-22-16		20	4	6	.667	0	0	.000	4	5	.800	3	1	4	3.1	1	0	0	0	1	0	12	5.4
COLUMBIA	12-28-16		16	2	3	.667	0	0	.000	2	2	1.000	1	2	3	3.1	2	0	1	0	1	1	6	5.5
NC STATE	12-31-16		19	1	2	.500	0	0	.000	1	2	.500	4	3	7	3.4	3	0	0	1	0	0	3	5.3
at Syracuse	01-04-17		7	0	1	.000	0	0	.000	0	0	.000	1	1	2	3.3	2	0	0	0	1	0	0	4.8
NOTRE DAME	01-12-17		10	1	1	1.000	0	0	.000	1	3	4	3.4	3	0	0	3	0	0	3	0	0	2	4.6
at Pitt	01-14-17		9	1	3	.333	0	0	.000	0	0	.000	1	1	2	3.3	2	0	0	1	0	0	2	4.5
at Wake Forest	01-18-17		10	3	4	.750	0	0	.000	0	0	.000	2	3	5	3.4	5	1	0	1	0	0	6	4.6
at Duke	01-21-17		14	0	2	.000	0	0	.000	0	2	.000	1	1	2	3.3	1	0	1	1	0	0	0	4.3
BOSTON COLLEGE	01-25-17		6	0	2	.000	0	0	.000	0	0	.000	0	2	2	3.2	2	0	0	0	0	0	0	4.1
NORTH CAROLINA	01-28-17		8	0	1	.000	0	0	.000	0	0	.000	0	3	3	3.2	2	0	0	0	2	0	0	3.8
FLORIDA STATE	02-01-17		5	0	0	.000	0	0	.000	0	0	.000	1	0	1	3.1	0	0	0	1	0	0	0	3.7
at NC State	02-04-17		27	6	9	.667	0	0	.000	4	5	.800	4	2	6	3.2	5	1	0	2	1	1	16	4.2
VIRGINIA TECH	02-08-17		19	4	6	.667	0	0	.000	0	0	.000	1	0	1	3.1	2	0	1	0	1	0	8	4.4
at LOUISVILLE	02-11-17		15	3	4	.750	0	0	.000	2	2	1.000	2	3	5	3.2	4	0	0	3	2	0	8	4.6
GEORGIA TECH	02-15-17	*	13	1	2	.500	0	0	.000	0	0	.000	0	3	3	3.2	0	0	0	0	0	0	2	4.5
CLEMSON	02-18-17	*	25	5	10	.500	0	0	.000	2	4	.500	1	1	2	3.2	3	0	1	1	0	1	12	4.8
at Virginia	02-20-17	*	20	3	5	.600	0	0	.000	0	0	.000	2	1	3	3.2	3	0	1	1	0	0	6	4.8
DUKE	02-25-17	*	18	1	5	.200	0	0	.000	1	2	.500	3	2	5	3.2	1	0	0	0	2	1	3	4.7
at Virginia Tech	02-27-17	*	16	0	2	.000	0	0	.000	0	0	.000	0	2	2	3.2	3	0	0	0	0	0	0	4.6
at Florida State	03-04-17		11	0	0	.000	0	0	.000	0	0	.000	1	1	2	3.1	3	0	0	1	0	0	0	4.4
vs Syracuse	03-08-17		12	0	0	.000	0	0	.000	0	0	.000	1	0	1	3.1	1	0	0	0	1	0	0	4.3
vs North Carolina	03-09-17		10	0	2	.000	0	0	.000	2	2	1.000	1	1	2	3.0	3	0	0	0	0	0	2	4.2
vs Michigan St	03-17-17		18	2	5	.400	0	0	.000	1	2	.500	2	1	3	3.0	4	0	0	0	0	0	5	4.2



3 ANTHONY LAWRENCE, JR.

So. | 6-7 | 210 | Guard
St. Petersburg, Fla. | Lakewood Senior HS

- Nickname is Amp.
- Can play multiple positions. Was point guard in high school and plays small forward at Miami.
- Athletic and can attack the basket with authority.
- Son of a high school coach.
- Increased 185 bench to 18 reps as a sophomore, from 12 as a freshman.
- Benched personal best 320 lbs in Oct. 2016. Has added 15 lbs on bench since March 2016.
- Led Lakewood Senior High School team to the Class 5A state championship game as a junior. Scored 18 points in the championship game and totaled 25 rebounds in two state tournament games.
- Averaged 20 points and 13 rebounds as a junior at Lakewood. In sophomore campaign, averaged 21 points, eight rebounds and four steals.
- Ranked No. 100 in ESPN's Top 100. Ranked No. 9 in the state and 18th-best small forward in the country by ESPN.
- Played AAU ball for Each 1 Teach 1 Elite.
- Also was on the track team in high school, participating in the high jump.
- Born Sept. 6, 1996 in St. Petersburg, Fla. Son of Anthony Sr. and Zelia One sister, Taylor.
- Father, Anthony Lawrence Sr., was a two-year letterman at Miami from 1991-93 and after college, played overseas in Portugal, Mexico and the Dominican Republic. Uncle, Patrick, also played at Miami from 1991-94.
- Majoring in sports administration.
- Played in first basketball game at age four.

- Favorites: Athlete: LeBron. Athlete in another sport: Lionel Messi. Pro sports team: Warriors. Meal: Crabs. Midnight snack: Gushers. Class at UM: Dance. Book: More than a Game – LeBron James. Ice Cream: Vanilla. Cereal: Captain Crunch with Crunch Berries. Movie: Friday. TV Show: Martin. Musical Artist: Young Thug.
- When I played ball as a kid, I pretended I was: LeBron. My first job was: Swept floors at a barber shop. When I was little, I wanted to be a: Rapper or NBA player. Now my dream job is: Rapper.

LAWRENCE, JR. HIGHS

Points

Season: 19, at NC State, 2/4/17
Career: 19 at NC State, 2/4/17
ACC: 19, at NC State, 2/4/17

Rebounds

Season: 9, vs. Notre Dame, 1/12/17
Career: 9, vs. Notre Dame, 1/12/17
ACC: 9, vs. Notre Dame, 1/12/17

Assists

Season: 5 (2x) last at Virginia, 2/20/17
Career: 5 (2x) last at Virginia, 2/20/17
ACC: 5 (2x) last at Virginia, 2/20/17

Steals

Season: 4 (3x) last vs. North Carolina, 3/9/17
Career: 4 (3x) last vs. North Carolina, 3/9/17
ACC: 3 (2x) last vs. Clemson, 2/18/17

Blocked Shots

Season: 3, vs. Western Carolina, 11/11/16
Career: 3, vs. Western Carolina, 11/11/16
ACC: 2 (2x) last vs. Virginia Tech, 2/17/16

Field Goals

Season: 7, at NC State, 2/4/17
Career: 7, at NC State, 2/4/17
ACC: 7, at NC State, 2/4/17

Field Goal Attempts

Season: 9 (5x) last at Virginia Tech, 2/27/17
Career: 9 (5x) last at Virginia Tech, 2/27/17
ACC: 9 (4x) last at Virginia Tech, 2/27/17

Free Throws

Season: 4 (5x) last at Virginia, 2/20/17
Career: 5, vs. Louisiana, 11/16/15
ACC: 4 (5x) last at Virginia, 2/20/17

Free Throw Attempts

Season: 5 (3x) last vs. Georgia Tech, 2/15/17
Career: 6 (2x) last vs. Mississippi State, 11/19/15
ACC: 5 (2x) last vs. Georgia Tech, 2/15/17

3-Point Field Goals

Season: 4, at Wake Forest, 1/18/17
Career: 4 (2x) last at Wake Forest, 1/18/17
ACC: 4 (2x) last at Wake Forest, 1/18/17

3-Point Field Goal Attempts

Season: 8, at Wake Forest, 1/18/17
Career: 8, at Wake Forest, 1/18/17
ACC: 8, at Wake Forest, 1/18/17

Minutes

Season: 40, at Virginia, 2/20/17
Career: 40, at Virginia, 2/20/17
ACC: 40, at Virginia, 2/20/17

2015-16			
Opposition	P	R	A
UTRGV	1	2	0
Louisiana vs. Miss. St.	12	6	4
vs. Utah	10	4	2
vs. Butler	0	0	2
Northeastern at Nebraska	7	1	1
Charlotte	0	1	0
Florida	13	7	0
Charleston	9	1	1
at La Salle	DNP		
Princeton	11	2	1
Syracuse	2	2	3
Florida State at Virginia	0	1	0
at Clemson	3	1	0
at Boston College	0	0	1
Wake Forest	0	0	0
DUKE	DNP		
at NC State	0	0	0
Notre Dame	18	2	0
at Georgia Tech	5	3	3
Pittsburgh	2	1	0
at Florida State	3	1	1
Virginia Tech	5	2	0
at North Carolina	11	4	2
Virginia	1	3	2
Louisville	3	2	1
at Notre Dame	0	1	2
at Virginia Tech	2	4	0
vs. Virginia Tech	4	2	1
vs. Virginia	5	4	0
vs. Buffalo	0	0	0
vs. Wichita State	0	2	0
vs. Villanova	8	1	0

LAWRENCE CAREER STATISTICS

Season	GP	GS	Min.	Avg.	3-Point			Free Throws			Rebounds				Scoring										
					FG	FGA	Pct.	FT	FTA	Pct.	Off.	Def.	Tot.	Avg.	PF	FO	Ast.	TO	Blk	Stl	Pts.	Avg.			
2015-16	33	0	397	12.0	47	92	.511	18	42	.429	24	40	.600	29	34	63	1.9	39	0	27	13	11	17	136	4.1
2016-17	33	18	857	26.0	72	173	.416	35	99	.354	45	62	.726	27	97	124	3.8	78	1	57	47	15	42	224	6.8
TOTAL	66	18	1254	19.0	119	265	.449	53	141	.376	69	102	.676	56	131	187	2.8	117	1	84	60	26	59	360	5.5

LAWRENCE 2016-17

Opponent	Date	GS	Min	TOTAL FG	FGA	Pct	3-PTS 3FG	FGA	Pct	FREE THROWS FT	FTA	Pct	REBOUNDS Off	Def	Tot	Avg	PF	FO	A	TO	Blk	Stl	Pts	Avg
W Carolina	11-11-16	*	23	3	5	.600	1	1	1.000	1	1	1.000	1	5	6	6.0	2	0	3	1	3	3	8	8.0
at North Florida	11-16-16	*	31	4	8	.500	1	3	.333	1	2	.500	1	4	5	5.5	1	0	2	4	1	1	10	9.0
Penn	11-19-16	*	33	0	3	.000	0	1	.000	0	0	.000	0	3	3	4.7	3	0	2	3	1	4	0	6.0
vs Stanford	11-24-16	*	24	6	9	.667	3	6	.500	3	3	1.000	0	3	3	4.3	3	0	1	2	0	4	18	9.0
vs Iowa State	11-25-16	*	24	1	6	.167	0	2	.000	4	5	.800	0	2	2	3.8	4	0	0	2	0	1	6	8.4
vs Florida	11-27-16	*	20	1	4	.250	0	3	.000	0	0	.000	0	3	3	3.7	5	1	2	1	0	1	2	7.3
RUTGERS	11-30-16	*	25	2	6	.333	1	4	.250	3	4	.750	0	4	4	3.7	0	0	0	1	0	2	8	7.4
vs Wofford	12-03-16	*	17	1	2	.500	1	2	.500	0	0	.000	0	5	5	3.9	1	0	1	2	0	0	3	6.9
SC STATE	12-06-16	*	23	1	4	.250	1	3	.333	2	2	1.000	1	6	7	4.2	2	0	1	0	1	0	5	6.7
FAU	12-16-16	*	23	4	5	.800	3	3	1.000	2	4	.500	3	3	6	4.4	3	0	0	1	0	1	13	7.3
GEO. WASH.	12-22-16	*	21	1	3	.333	0	0	.000	0	0	.000	0	2	2	4.2	3	0	2	1	1	1	2	6.8
COLUMBIA	12-28-16	*	29	4	6	.667	0	1	.000	2	5	.400	3	2	5	4.3	3	0	1	3	2	3	10	7.1
NC STATE	12-31-16	*	28	3	8	.375	0	4	.000	0	2	.000	2	3	5	4.3	2	0	1	1	0	2	6	7.0
at Syracuse	01-04-17	*	6	0	1	.000	0	0	.000	0	0	.000	0	0	0	4.0	2	0	1	1	0	0	0	6.5
NOTRE DAME	01-12-17	*	25	2	9	.222	1	2	.500	1	2	.500	7	2	9	4.3	1	0	1	1	1	1	6	6.5
at Pitt	01-14-17	*	26	4	5	.800	1	1	1.000	0	0	.000	1	4	5	4.4	4	0	2	0	0	2	9	6.6
at Wake Forest	01-18-17	*	23	4	8	.500	4	8	.500	4	4	1.000	0	0	0	4.1	3	0	2	1	0	0	16	7.2
at Duke	01-21-17	*	14	0	3	.000	0	2	.000	0	0	.000	0	0	0	3.9	4	0	0	0	0	0	0	6.8
BOSTON COLLEGE	01-25-17	*	30	2	5	.400	2	4	.500	1	2	.500	1	5	6	4.0	1	0	1	3	0	0	7	6.8
NORTH CAROLINA	01-28-17	*	31	1	5	.200	1	4	.250	0	0	.000	0	4	4	4.0	3	0	4	1	1	3	3	6.6
FLORIDA STATE	02-01-17	*	30	1	4	.250	0	3	.000	0	0	.000	0	2	2	3.9	2	0	1	0	0	0	2	6.4
at NC State	02-04-17	*	32	7	9	.778	3	5	.600	2	2	1.000	1	3	4	3.9	1	0	2	1	1	0	19	7.0
VIRGINIA TECH	02-08-17	*	29	5	7	.714	2	4	.500	0	0	.000	1	3	4	3.9	2	0	3	0	0	2	12	7.2
at LOUISVILLE	02-11-17	*	26	1	5	.200	1	4	.250	4	4	1.000	1	2	3	3.9	1	0	3	0	1	0	7	7.2
GEORGIA TECH	02-15-17	*	29	0	1	.000	0	0	.000	4	5	.800	0	4	4	3.9	2	0	2	6	0	1	4	7.0
CLEMSON	02-18-17	*	37	4	9	.444	2	5	.400	0	1	.000	1	3	4	3.9	0	0	5	0	0	3	10	7.2
at Virginia	02-20-17	*	40	0	4	.000	0	3	.000	4	4	1.000	0	6	6	4.0	4	0	5	2	1	1	4	7.0
DUKE	02-25-17	*	20	0	4	.000	0	2	.000	2	2	1.000	0	3	3	3.9	2	0	2	2	0	1	2	6.9
at Virginia Tech	02-27-17	*	28	6	9	.667	3	5	.600	3	4	.750	0	5	5	4.0	2	0	1	0	0	1	18	7.2
at Florida State	03-04-17	*	26	0	2	.000	0	2	.000	2	4	.500	0	1	1	3.9	3	0	1	2	0	0	2	7.1
vs Syracuse	03-08-17	*	30	1	3	.333	1	2	.500	0	0	.000	1	1	2	3.8	3	0	4	3	0	0	3	6.9
vs North Carolina	03-09-17	*	32	2	6	.333	2	5	.400	0	0	.000	1	2	3	3.8	3	0	1	1	1	4	6	6.9
vs Michigan St	03-17-17	*	22	1	5	.200	1	5	.200	0	0	.000	1	2	3	3.8	3	0	0	1	0	0	3	6.8



14 RODNEY MILLER

Fr. | 7-0 | 258 | Center
Laurelton, N.Y. | Oak Hill Academy (Va.)

- Soft touch around the rim.
 - Never lifted weights in high school. Increased 185 bench from one rep to four reps in three months.
 - Consensus four-star recruit, ranked No. 90 overall by Scout.com and No. 96 by 247.com. As a center, was ranked No. 15 by ESPN and No. 17 by Scout.com.
 - Has a 7-foot-1-inch wingspan.
 - Played AAU ball for the NY Lightning.
 - In 2014 participated in the Nike Elite 100.
 - On Oak Hill's Honor Court, a leadership committee where student members are chosen by the administration for their citizenship and sound ethical and moral judgment.
 - Also played baseball and water polo in school.
 - Played freshman season at St. Benedict's (N.J.).
 - Born Dec. 29, 1996. Son of Maria and Rodney Miller, Sr. Brother to Sasha.
 - Majoring in business and finance.
 - Started playing basketball at age 11 and first dunk was at age 12, in the Rucker League.
- Favorites: Athlete: Bill Russell. Athlete in another sport: Cristiano Ronaldo. Pro sports team: NY Knicks. Meal: Mom's meatloaf / mashed potatoes. Midnight snack: Honey Bun. Class at UM: Public Speaking. Ice Cream: Rocky Road. Cereal: Cinnamon Toast Crunch. Movie: Space Jam. TV Show: The Flash.
- No one can believe I watch: Naruto (anime). My dream job is: Businessman in NBA.

MILLER HIGHS

Points

Season: 5, vs. Western Carolina, 11/11/16
ACC: 1, at Wake Forest, 1/18/17

Rebounds

Season: 3, at North Florida, 11/16/16
ACC: --

Assists

Season: --
ACC: --

Steals

Season: --
ACC: --

Blocked Shots

Season: 1, vs. NC State, 12/31/16
ACC: 1, vs. NC State, 12/31/16

Field Goals

Season: 2, at North Florida, 11/16/16
ACC: --

Field Goal Attempts

Season: 4, vs. Western Carolina, 11/11/16
ACC: 1, at Pitt, 1/14/17

Free Throws

Season: 3, vs. Western Carolina, 11/11/16
ACC: 1, at Wake Forest, 1/18/17

Free Throw Attempts

Season: 6, vs. Western Carolina, 11/11/16
ACC: 2, at Wake Forest, 1/18/17

3-Point Field Goal Attempts

Season: --
ACC: --


Minutes

Season: 11, at North Florida, 11/16/16
ACC: 3 (2x) last vs. Florida State, 2/1/17

MILLER CAREER STATISTICS

Season	GP	GS	Min.	Avg.	FG	FGA	Pct.	3-Point			Free Throws			Rebounds				Scoring							
								FG	FGA	Pct.	FT	FTA	Pct.	Off.	Def.	Tot.	Avg.	PF	FO	Ast.	TO	Blk	Stl	Pts.	Avg.
2016-17	15	0	57	3.8	5	11	.455	0	0	.000	4	9	.444	4	5	9	0.6	6	0	0	1	1	0	14	0.9

MILLER 2016-17		TOTAL				3-PTS			FREE THROWS			REBOUNDS								Pts		Avg		
Opponent	Date	GS	Min	FG	FGA	Pct	3FG	FGA	Pct	FT	FTA	Pct	Off	Def	Tot	Avg	PF	FO	A	TO	Blk	Stl	Pts	Avg
W Carolina	11-11-16		10	1	4	.250	0	0	.000	3	6	.500	2	0	2	2.0	1	0	0	0	0	0	5	5.0
at North Florida	11-16-16		11	2	2	1.000	0	0	.000	0	0	.000	1	2	3	2.5	2	0	0	0	0	0	4	4.5
Penn	11-19-16		4	1	1	1.000	0	0	.000	0	0	.000	0	0	0	1.7	1	0	0	0	0	0	2	3.7
vs Stanford	11-24-16		DNP																					
vs Iowa State	11-25-16		DNP																					
vs Florida	11-27-16		1	0	0	.000	0	0	.000	0	0	.000	0	0	0	1.3	0	0	0	0	0	0	0	2.8
RUTGERS	11-30-16		2	0	0	.000	0	0	.000	0	1	.000	0	0	0	1.0	1	0	0	0	0	0	0	2.2
vs Wofford	12-03-16		DNP																					
SC STATE	12-06-16		7	0	0	.000	0	0	.000	0	0	.000	0	2	2	1.2	0	0	0	1	0	0	0	1.8
FAU	12-16-16		3	0	0	.000	0	0	.000	0	0	.000	0	0	0	1.0	0	0	0	0	0	0	0	1.6
GEO. WASH.	12-22-16		DNP																					
COLUMBIA	12-28-16		DNP																					
NC STATE	12-31-16		3	0	0	.000	0	0	.000	0	0	.000	0	0	0	0.9	0	0	0	0	1	0	0	1.4
at Syracuse	01-04-17		0	0	0	.000	0	0	.000	0	0	.000	0	0	0	0.8	0	0	0	0	0	0	0	1.2
NOTRE DAME	01-12-17		DNP																					
at Pitt	01-14-17		2	0	1	.000	0	0	.000	0	0	.000	0	0	0	0.7	0	0	0	0	0	0	0	1.1
at Wake Forest	01-18-17		1	0	0	.000	0	0	.000	1	2	.500	0	0	0	0.6	0	0	0	0	0	0	1	1.1
at Duke	01-21-17		DNP																					
BOSTON COLLEGE	01-25-17		DNP - Illness																					
NORTH CAROLINA	01-28-17		DNP - Illness																					
FLORIDA STATE	02-01-17		3	0	0	.000	0	0	.000	0	0	.000	0	0	0	0.6	0	0	0	0	0	0	0	1.0
at NC State	02-04-17		DNP																					
VIRGINIA TECH	02-08-17		DNP																					
at LOUISVILLE	02-11-17		1	0	0	.000	0	0	.000	0	0	.000	0	0	0	0.5	0	0	0	0	0	0	0	0.9
GEORGIA TECH	02-15-17		DNP																					
CLEMSON	02-18-17		DNP																					
at Virginia	02-20-17		DNP																					
DUKE	02-25-17		DNP																					
at Virginia Tech	02-27-17		DNP																					
at Florida State	03-04-17		DNP																					
vs Syracuse	03-08-17		DNP																					
vs North Carolina	03-09-17		8	1	3	.333	0	0	.000	0	0	.000	1	0	1	0.6	1	0	0	0	0	0	2	1.0
vs Michigan St	03-17-17		1	0	0	.000	0	0	.000	0	0	.000	0	1	1	0.6	0	0	0	0	0	0	0	0.9



JA'QUAN NEWTON

Jr. | 6-2 | 187 | Guard

Philadelphia, Pa. | Neumann-Goretti HS

- First name pronounced Juh-Quan.
- Two-guard turned starting point guard.
- Touted as one of the best sixth men in the country in 2015-16.
- Competitor with a real feel for the game. Fearless and relentless.
- Knack for getting in the lane off the dribble, then makes good decisions in the lane: floater, pass, attack.
- Improved defensively and can play multiple positions, on and off of the ball.
- 185 bench improved from one rep to nine in two seasons. Max bench is 265 lbs.
- Tremendous ability to finish eight feet and in. Working to become a better 3-point shooter.
- As a sophomore was touted by Dick Vitale as the country's best sixth man.
- Increased scoring from 4.0 ppg as a rookie to 10.5 ppg as a sophomore, the fifth-best improvement (+6.5) among ACC players.
- Ranked No. 58 in ESPN's Top 100. Ranked No. 1 in the state and 12th-best PG in the country by ESPN.
- Scored 1,972 career points in high school. Averaged 21.7 ppg as a senior, 18.0 as a junior.
- Leading scorer in both the history of the Catholic School League in Philadelphia and in Neumann-Goretti history.
- Owns three PIAA state titles. Scored 33 points and go-ahead bucket in overtime to win PIAA Class AAA Championship in 2014.
- Catholic League MVP.
- NBPA Top 100 Camp and LeBron James Skills Academy.
- Played AAU ball for Team Final, the same squad as Miami teammate Davon Reed.
- Born Ja'Quan Naasir Newton on Aug. 23, 1995 in Philadelphia. Son of the late Lisa Brown, and Joe Newton. Brother to Cary Rudd and Miing Newton.
- Mother passed away March 2014 after three-year battle with breast cancer, one day prior to state championship game in which Newton scored 33 points.
- Father was the 1998 NABC Division II national player of the year out of the University of Central Oklahoma.
- Started playing basketball at age six and first dunk was in eighth grade in an AAU game.
- Played on Cherashore Playground basketball court at 10th and Olney in Philadelphia.
- Played in the Chosen League.
- Also boxed in high school.
- Majoring in sociology at Miami.

• Favorites: Food: Fried chicken. Movie: Friday. Pro athlete: LeBron James. Subject in school: Math. Ice cream flavor: Cookies and Cream. Cartoon: Tom and Jerry. Player when I was a kid: Allen Iverson. Athlete in another sport: Cristiano Ronaldo. Pro sports team: Cavs. Midnight snack: Honey Bun. Book: Cat in the Hat. Cereal: Cinnamon Toast Crunch. TV Show: Martin. Hate to admit it, but I love: Roller skating. When I was little, I wanted to be: NBA player. Now my dream job is: Sports commentator. Why UM: Style of play and city of Miami. Ideal job after hoops: Coach.

NEWTON HIGHS

Points

Season: 23, vs. Boston College, 1/25/17
 Career: 23, vs. Boston College, 1/25/17
 ACC: 23, vs. Boston College, 1/25/17

Rebounds

Season: 9, vs. Columbia, 12/28/16
 Career: 9, vs. Columbia, 12/28/16
 ACC: 7, vs. North Carolina, 1/28/17

Assists

Season: 9, vs. Wofford, 12/3/16
 Career: 9, vs. Wofford, 12/3/16
 ACC: 7 (2x) last at Wake Forest, 1/18/17

Steals

Season: 3 (4x) last vs. Michigan State, 3/17/17
 Career: 4 (2x) last at NC State, 1/30/16
 ACC: 4, at NC State, 1/30/16

Blocked Shots

Season: 1, vs. Rutgers, 11/30/16
 Career: 1 (9x) last vs. Virginia Tech, 3/10/16
 ACC: 1 (3x) last vs. Virginia, 2/22/16

Field Goals

Season: 9, vs. Iowa State, 11/25/16
 Career: 9, vs. Iowa State, 11/25/16
 ACC: 8, vs. Boston College, 1/25/17

Field Goal Attempts

Season: 16 (2x) last vs. Notre Dame, 1/12/17
 Career: 16 (2x) last vs. Notre Dame, 1/12/17
 ACC: 16, vs. Notre Dame, 1/12/17

Free Throws

Season: 7 (2x) last vs. Boston College, 1/25/17
 Career: 9 (2x) last vs. Virginia, 3/11/16
 ACC: 7 (2x) last vs. Boston College, 1/25/17

Free Throw Attempts

Season: 10 (3x) last vs. NC State, 12/31/16
 Career: 11, vs. Virginia, 3/11/16
 ACC: 10 (2x) last vs. NC State, 12/31/16

3-Point Field Goals

Season: 3, vs. Columbia, 12/28/16
 Career: 3, vs. Columbia, 12/28/16
 ACC: 2 (2x) last at Louisville, 2/11/17

3-Point Field Goal Attempts

Season: 5, vs. Columbia, 12/28/16
 Career: 5, vs. Columbia, 12/28/16
 ACC: 3 (3x) last at Louisville, 2/11/17

Minutes


Season: 38 (2x) last vs. Florida, 11/27/16
 Career: 38 (2x) last vs. Florida, 11/27/16
 ACC: 36, vs. Notre Dame, 1/12/17

NEWTON CAREER STATISTICS

Season	GP	GS	Min.	Avg.	FG			3-Point			Free Throws			Rebounds				Other			Scoring	
					FGA	Pct.	3FGA	Pct.	FTA	Pct.	Off.	Def.	Tot.	Avg.	PF	FO	Ast.	TO	Blk	Stl	Pts.	Avg.
2014-15	34	3	459	13.5	45	.405	4	.400	41	.641	8	35	43	1.3	34	0	47	39	4	8	135	4.0
2015-16	31	1	703	22.7	105	.461	9	.346	105	.734	16	55	71	2.3	48	0	76	66	5	27	324	10.5
2016-17	30	28	942	31.4	150	.452	11	.275	93	.699	18	87	105	3.5	49	0	101	98	1	34	404	13.5
TOTAL	95	32	2104	22.1	300	.447	24	.316	239	.703	42	177	219	2.3	131	0	224	203	10	69	863	9.1

NEWTON 2016-17

Opponent	Date	GS	Min	TOTAL			3-PTS			FREE THROWS			REBOUNDS				PF	FO	A	TO	Blk	Stl	Pts	Avg
				FG	FGA	Pct	3FG	FGA	Pct	FT	FTA	Pct	Off	Def	Tot	Avg								
W Carolina	11-11-16	*	25	3	8	.375	0	0	.000	7	10	.700	0	4	4	4.0	2	0	2	2	0	1	13	13.0
at North Florida	11-16-16	*	27	7	10	.700	0	1	.000	2	2	1.000	0	3	3	3.5	3	0	7	0	0	3	16	14.5
Penn	11-19-16	*	34	6	16	.375	1	3	.333	5	6	.833	0	4	4	3.7	0	0	3	5	0	3	18	15.7
vs Stanford	11-24-16	*	37	7	14	.500	0	0	.000	6	10	.600	0	2	2	3.3	2	0	2	1	0	1	20	16.8
vs Iowa State	11-25-16	*	38	9	13	.692	0	0	.000	3	4	.750	0	2	2	3.0	0	0	3	3	0	3	21	17.6
vs Florida	11-27-16	*	38	6	15	.400	0	1	.000	3	3	1.000	2	1	3	3.0	0	0	1	4	0	1	15	17.2
RUTGERS	11-30-16	*	34	5	13	.385	0	2	.000	1	1	1.000	2	4	6	3.4	0	0	3	6	1	1	11	16.3
vs Wofford	12-03-16	*	37	5	8	.625	1	2	.500	4	5	.800	1	1	2	3.3	1	0	9	4	0	0	15	16.1
SC STATE	12-06-16	*	24	4	7	.571	1	2	.500	2	2	1.000	0	1	1	3.0	1	0	5	1	0	0	11	15.6
FAU	12-16-16	*	23	3	9	.333	0	1	.000	2	2	1.000	0	6	6	3.3	2	0	6	1	0	1	8	14.8
GEO. WASH.	12-22-16	*	35	7	12	.583	0	1	.000	0	2	.000	1	1	2	3.2	4	0	5	2	0	1	14	14.7
COLUMBIA	12-28-16	*	30	7	14	.500	3	5	.600	5	8	.625	4	5	9	3.7	1	0	4	10	0	1	22	15.3
NC STATE	12-31-16	*	34	7	15	.467	1	3	.333	6	10	.600	1	3	4	3.7	2	0	1	3	0	1	21	15.8
at Syracuse	01-04-17	*	35	3	12	.250	1	3	.333	1	3	.333	1	3	4	3.7	4	0	7	4	0	1	8	15.2
NOTRE DAME	01-12-17	*	36	5	16	.313	0	1	.000	4	5	.800	1	2	3	3.7	2	0	1	3	0	0	14	15.1
at Pitt	01-14-17	*	30	7	10	.700	0	1	.000	0	1	.000	0	3	3	3.6	0	0	5	7	0	0	14	15.1
at Wake Forest	01-18-17	*	34	3	6	.500	0	0	.000	3	5	.600	1	2	3	3.6	3	0	7	4	0	0	9	14.7
at Duke	01-21-17	*	33	5	13	.385	0	1	.000	3	6	.500	0	3	3	3.6	3	0	1	4	0	1	13	14.6
BOSTON COLLEGE	01-25-17	*	32	8	13	.615	0	1	.000	7	7	1.000	1	4	5	3.6	1	0	2	5	0	2	23	15.1
NORTH CAROLINA	01-28-17	*	27	6	14	.429	0	2	.000	6	6	1.000	1	6	7	3.8	4	0	3	2	0	1	18	15.2
FLORIDA STATE	02-01-17	*	32	4	5	.800	0	0	.000	4	4	1.000	0	3	3	3.8	2	0	2	5	0	1	12	15.0
at NC State	02-04-17	*	34	5	15	.333	0	2	.000	3	4	.750	1	2	3	3.7	1	0	5	2	0	2	13	15.0
VIRGINIA TECH	02-08-17	*	33	7	15	.467	0	1	.000	2	4	.500	0	4	4	3.7	3	0	1	5	0	1	16	15.0
at LOUISVILLE	02-11-17	*	34	5	12	.417	2	3	.667	3	5	.600	0	5	5	3.8	0	0	2	1	0	1	15	15.0
GEORGIA TECH	02-15-17		DNP - Suspension - Violation of team rules																					
CLEMSON	02-18-17		DNP - Suspension - Violation of team rules																					
at Virginia	02-20-17		DNP - Suspension - Violation of team rules																					
DUKE	02-25-17		24	3	10	.300	0	0	.000	1	2	.500	0	5	5	3.8	1	0	0	4	0	1	7	14.7
at Virginia Tech	02-27-17		24	1	5	.200	0	1	.000	0	0	.000	0	0	0	3.7	3	0	4	4	0	0	2	14.2
at Florida State	03-04-17	*	25	1	7	.143	0	0	.000	3	4	.750	0	2	2	3.6	0	0	1	2	0	1	5	13.9
vs Syracuse	03-08-17	*	33	5	9	.556	1	2	.500	0	0	.000	0	4	4	3.6	1	0	6	1	0	1	11	13.8
vs North Carolina	03-09-17	*	26	1	4	.250	0	0	.000	1	5	.200	1	0	1	3.6	1	0	1	2	0	1	3	13.4
vs Michigan St	03-17-17	*	34	5	12	.417	0	1	.000	6	7	.857	0	2	2	3.5	2	0	2	1	0	3	16	13.5



4 DJ VASILJEVIC

Fr. | 6-3 | 198 | Guard
Melbourne, Australia | Australian Institute of Sport

- Full name is Dejan Vasiljevic, but goes by DJ. Pronounced Day-on Vass-EEL-uh-vitch.
- Sharpshooter from long range.
- Good at getting to the basket and manipulating shot to go around taller players.
- Gained 50 lbs on his bench press since June 2016, now up to 275 lbs.
- Improving quickness due to dropping body fat percentage from 13 percent to 10 percent since his arrival in June 2016.
- In U-20 National Championships in Ipswich, averaged 16.3 ppg, 3.9 rpg and 1.9 apg. Notched 20-plus points in three games, with a high of 25 in his first outing.
- At 2015 FIBA U-19 World Championships in Greece, averaged 13.3 ppg, 3.1 rpg and 1.0 apg.
- At 2014 FIBA U-18 Oceania Championships, averaged of 12.6 ppg, 4.6 rpg and 4.2 apg.
- All-tournament team at the 2014 FIBA U-17s. Averaged 17.4 ppg, 6.6 rpg and 1.3 apg. Led team to silver medal.
- Captain of the U-17 Australian team.
- Leading scorer at the 2013 FIBA Oceania U-16 Championships, putting up 19.3 ppg, 3.7 rpg and 1.0 apg.
- Won national title with Victorian U-18 team.
- 2015 Basketball Without Borders Camp. adidas Nations Tournament in Los Angeles.
- Also played soccer and rugby.
- Born April 26, 1997 in Calgary, Alberta, Canada, but moved to Melbourne, Australia, at age six.
- Of Serbian descent. Speaks English and Serbian languages.
- Son of Todor and Danijela Vasiljevic. Both parents played semi-pro handball. Brother to Ivana.
- Started playing basketball at age 12, with influence from his sister.
- Shaping his game into the mold of Croatian scoring legend, Drazen Petrovic.

- Favorites: Athlete: Kobe. Athlete in another sport: Cristiano Ronaldo. Pro sports team: Lakers. Meal: Chicken schnitzel. Midnight snack: Nutella. Video game: Call of Duty. Ice Cream: Chocolate. Cereal: Nutri grain. Movie: Rush Hour. TV Show: Fresh Prince of Bel Air. Musical Artist: Drake. Former UM athlete: Shane Larkin. Non-basketball sport to watch: Tennis (Novak Djokovic).
- When I played ball as a kid, I pretended I was: Kobe. When I was little, I wanted to be a: Police Officer. Now my dream job is: Accountant.

VASILJEVIC HIGHS	
Points	
Season: 18, at Syracuse, 1/4/17	
ACC: 18, at Syracuse, 1/4/17	
Rebounds	
Season: 4, at Virginia, 2/20/17	
ACC: 4, at Virginia, 2/20/17	
Assists	
Season: 2 (2x) last vs. SC State, 12/6/16	
ACC: 1 (4x) last vs. Clemson, 2/18/17	
Steals	
Season: 1 (9x) last vs. North Carolina, 3/9/17	
ACC: 1 (4x) last at Virginia, 2/20/17	
Blocked Shots	
Season: 1, vs. Stanford, 11/24/16	
ACC: --	
Field Goals	
Season: 6, at Syracuse, 1/4/17	
ACC: 6, at Syracuse, 1/4/17	
Field Goal Attempts	
Season: 13, vs. SC State, 12/6/16	
ACC: 12, at Syracuse, 1/4/17	
Free Throws	
Season: 3, vs. Rutgers, 11/30/16	
ACC: 2 (2x) last at Virginia, 2/20/17	
Free Throw Attempts	
Season: 3, vs. Rutgers, 11/30/16	
ACC: 2 (5x) last at Florida State, 3/4/17	
3-Point Field Goals	
Season: 6, at Syracuse, 1/4/17	
ACC: 6, at Syracuse, 1/4/17	
3-Point Field Goal Attempts	
Season: 12, at Syracuse, 1/4/17	
ACC: 12, at Syracuse, 1/4/17	
Minutes	
Season: 29, at Virginia, 2/20/17	
ACC: 29, at Virginia, 2/20/17	

VASILJEVIC CAREER STATISTICS																									
Season	GP	GS	Min.	Avg.	3-Point			Free Throws			Rebounds				Scoring										
					FG	FGA	Pct.	FT	FTA	Pct.	Off.	Def.	Tot.	Avg.	PF	FO	Ast.	TO	Blk	Stl	Pts.	Avg.			
2016-17	33	0	577	17.5	65	182	.357	51	146	.349	16	20	.800	5	39	44	1.3	31	0	15	13	1	11	197	6.0

VASILJEVIC 2016-17		TOTAL				3-PTS			FREE THROWS			REBOUNDS												
Opponent	Date	GS	Min	FG	FGA	Pct	3FG	FGA	Pct	FT	FTA	Pct	Off	Def	Tot	Avg	PF	FO	A	TO	Blk	Stl	Pts	Avg
W Carolina	11-11-16	23	4	8	.500	3	7	.429	0	0	.000	1	1	2	2.0	4	0	2	0	0	1	11	11.0	
at North Florida	11-16-16	21	4	10	.400	3	6	.500	2	2	1.000	0	1	1	1.5	3	0	0	0	0	1	13	12.0	
Penn	11-19-16	18	4	7	.571	3	5	.600	0	0	.000	0	0	0	1.0	1	0	1	2	0	0	11	11.7	
vs Stanford	11-24-16	22	1	2	.500	1	2	.500	0	0	.000	0	1	1	1.0	1	0	1	1	1	0	3	9.5	
vs Iowa State	11-25-16	16	2	7	.286	1	5	.200	0	0	.000	0	0	0	0.8	1	0	0	1	0	1	5	8.6	
vs Florida	11-27-16	9	0	1	.000	0	1	.000	0	0	.000	0	0	0	0.7	1	0	0	0	0	0	0	7.2	
RUTGERS	11-30-16	11	0	1	.000	0	1	.000	3	3	1.000	0	1	1	0.7	1	0	1	0	0	0	3	6.6	
vs Wofford	12-03-16	20	2	6	.333	2	4	.500	0	0	.000	0	2	2	0.9	1	0	0	0	0	0	6	6.5	
SC STATE	12-06-16	25	5	13	.385	5	11	.455	2	2	1.000	1	1	2	1.0	2	0	2	0	0	0	17	7.7	
FAU	12-16-16	26	1	4	.250	0	3	.000	0	0	.000	1	1	2	1.1	2	0	0	1	0	0	2	7.1	
GEO. WASH.	12-22-16	13	2	5	.400	2	4	.500	0	0	.000	0	3	3	1.3	1	0	0	0	0	0	6	7.0	
COLUMBIA	12-28-16	15	1	4	.250	1	4	.250	0	0	.000	0	1	1	1.3	1	0	1	0	0	1	3	6.7	
NC STATE	12-31-16	8	1	1	1.000	1	1	1.000	0	0	.000	0	2	2	1.3	0	0	0	0	0	0	3	6.4	
at Syracuse	01-04-17	28	6	12	.500	6	12	.500	0	2	.000	0	0	0	1.2	0	0	0	0	0	1	18	7.2	
NOTRE DAME	01-12-17	19	1	6	.167	1	5	.200	0	0	.000	0	0	0	1.1	2	0	1	0	0	1	3	6.9	
at Pitt	01-14-17	18	2	6	.333	2	6	.333	0	0	.000	1	1	2	1.2	0	0	1	0	0	0	6	6.9	
at Wake Forest	01-18-17	13	1	6	.167	1	6	.167	0	0	.000	0	0	0	1.1	1	0	0	0	0	0	3	6.6	
at Duke	01-21-17	8	0	2	.000	0	2	.000	0	0	.000	0	1	1	1.1	1	0	0	1	0	0	0	6.3	
BOSTON COLLEGE	01-25-17	16	1	6	.167	1	6	.167	0	0	.000	0	1	1	1.1	0	0	0	0	0	0	3	6.1	
NORTH CAROLINA	01-28-17	15	1	5	.200	1	4	.250	0	0	.000	0	1	1	1.1	0	0	0	0	0	0	3	6.0	
FLORIDA STATE	02-01-17	8	1	2	.500	1	2	.500	0	0	.000	1	0	1	1.1	0	0	0	0	0	0	3	5.8	
at NC State	02-04-17	9	0	1	.000	0	1	.000	0	0	.000	0	1	1	1.1	0	0	0	0	0	0	0	5.5	
VIRGINIA TECH	02-08-17	10	2	5	.400	1	2	.500	0	0	.000	0	1	1	1.1	0	0	0	0	0	0	5	5.5	
at LOUISVILLE	02-11-17	11	1	3	.333	1	2	.500	0	0	.000	0	0	0	1.0	0	0	0	0	0	1	3	5.4	
GEORGIA TECH	02-15-17	28	4	9	.444	3	6	.500	2	2	1.000	0	2	2	1.1	0	0	1	1	0	0	13	5.7	
CLEMSON	02-18-17	21	2	5	.400	1	4	.250	0	0	.000	0	3	3	1.2	0	0	1	2	0	0	5	5.7	
at Virginia	02-20-17	29	3	6	.500	2	5	.400	2	2	1.000	0	4	4	1.3	1	0	0	0	0	1	10	5.9	
DUKE	02-25-17	20	0	3	.000	0	3	.000	0	0	.000	0	2	2	1.3	1	0	0	0	0	0	0	5.6	
at Virginia Tech	02-27-17	21	3	8	.375	2	6	.333	1	2	.500	0	1	1	1.3	0	0	0	0	0	0	9	5.8	
at Florida State	03-04-17	19	3	7	.429	2	5	.400	1	2	.500	0	3	3	1.3	0	0	0	1	0	0	9	5.9	
vs Syracuse	03-08-17	22	4	9	.444	3	7	.429	2	2	1.000	0	1	1	1.3	3	0	1	0	0	1	13	6.1	
vs North Carolina	03-09-17	19	2	9	.222	1	7	.143	1	1	1.000	0	1	1	1.3	2	0	1	2	0	1	6	6.1	
vs Michigan St	03-17-17	16	1	3	.333	0	1	.000	0	0	.000	0	2	2	1.3	1	0	1	1	0	1	2	6.0	



32 SAM WAARDENBURG

Fr. | 6-9 | 205 | Forward
Henderson, New Zealand | Rangitoto College HS

At Miami: Joined team Dec. 29, 2016 after signing a grant-in-aid ... Eligible immediately, but expected to begin competition in fall of 2017.
Prior to Miami: Won tournament MVP honors when he helped Rangitoto College win the SAS Secondary Schools National Championship. In the final game, he had 18 points, eight rebounds and four blocks ... Internationally, has represented New Zealand in the 3x3 Under 18 World Championship in Kazakhstan ... On the Under 17 men's team that won silver at the age-groups FIBA Oceania Championships ... Under 16 men's team that won bronze at the Australian State Championships ... Played in adidas Nations Tournament in Los Angeles, averaging 13.4 points and 6.4 rebounds in five outings. He was 7-of-11 from long range in the event and named one of the top 10 players of the camp ... Played in the National Basketball Players Association (NBPA) Top 100 High School Basketball Camp in Virginia ... Named the most outstanding player at both the Nike All Asia Camp in Beijing and the Basketball Without Borders Camp in Australia ... Spent time with the Supercity Rangers and the Breakers Academy, which led him to a role as a development player for the SKYCITY Breakers ... Played games in the United States with Harbour Basketball

Personal: Chose Miami over considerations from Virginia, SMU and Utah ... Joins current Hurricane DJ Vasiljevic and incoming freshman Deng Gak, both of Australia, as the third player from the Australasia region of the South Pacific.




2 MIKE ROBINSON

So. | 5-10 | 170 | Guard
New Britain, Conn. | New Britain HS

Book Buster Honor Roll (3.0+ GPA): Fall 2015, Spring 2016

- Team manager turned walk on.
- Nicknames are Mike Rob and Springs.
- As a freshman (2015-16) scored six points, all from long range, in one minute against Utah in the Puerto Rico Tip Off.
- Good athlete who played basketball, football and was on track team, participating in the high jump, long jump, triple jump and 4x100 relay team, in high school.
- Two-year varsity basketball captain. One-year football and track captain.
- William F. Burns Memorial Award and Scholarship. Harry L. Stromquist Memorial Scholarship.
- 2014 Connecticut Association of Schools Scholar-Athlete. Academic all-conference in basketball four seasons.
- Born Michael Andre Robinson May 2, 1996 in New Britain, Conn. Son of Eugene and Veronica Robinson. Brother to Eugene.
- Majoring in finance.
- Favorites: Athlete: Kobe Bryant. Pro Team: Lakers. Athlete in another sport: Cam Newton. Meal: Fried Chicken, Macaroni & Cheese, Corn Bread, Candied yams. Midnight snack: Cinnamon Toast Crunch. Ice Cream: Strawberry. Movie: Love & Basketball. TV Show: Power.
- My first job was: At Target. My dream job is: Financial advisor or manager.

2016-17			
Opposition	P	R	A
W. Carolina	0	0	0
at North Florida	0	0	0
SC State	1	1	0
Pitt	0	0	0
at Duke	0	0	0
UNC	0	0	0
2015-16			
Opposition	P	R	A
UT RGV	3	1	0
Mississippi State	0	0	0
Utah	6	0	0
Charlotte	0	0	0
Co. of Charleston	0	0	0
La Salle	3	0	0
North Carolina	0	0	0
Virginia Tech	0	0	0
vs. Villanova	0	0	0



35 CHRIS STOWELL

Jr. | 6-6 | 208 | Forward
Exeter, N.H. | Tilton School | Exeter HS

All-ACC Academic Honor Roll - 2014-15

- President's List (4.0 GPA): Spring 2016, Fall 2015, Spring 2015**
- Provost Honor Roll (3.75+ GPA): Spring 2016, Fall 2015, Spring 2015, Fall 2014**
- Dean's List (3.5+ GPA): Spring 2016, Fall 2015, Spring 2015, Fall 2014**
- Athletic Director's Honor Roll (3.2+ GPA): Spring 2016, Fall 2015, Spring 2015, Fall 2014**
- Book Buster Honor Roll (3.0+ GPA): Spring 2016, Fall 2015, Spring 2015, Fall 2014**

- Last name is pronounced stole.
- Good athleticism and is improving his strength.
- Looking to expand his offensive game to shoot 3-pointers.
- Walk on from New Hampshire who played postgraduate year at Tilton School. Earned postseason coaches award.
- At Exeter High School helped Blue Hawks to state playoffs in both the 2011-12 and 2012-13 seasons. Reached quarterfinals senior year.
- In 2012-13 assisted team to championship game of the 50th Annual Queen City Invitational by scoring 10 points and going 6-for-6 from line in semifinal game.
- Twice earned scholar-athlete award. Honor roll.
- Foote Fellow at UM - a program that is offered to a select number of incoming freshmen who have a record of curricular and co-curricular distinction in high school and exhibit an interest in and capacity for independent and self-motivated learning.
- Born Christopher Michael Stowell on Dec. 29, 1994 in Exeter, N.H.
- Son of Bill and Maria. Brother to Bill, Jr., who played basketball at Plymouth State University.
- Student-Athlete Advisory Committee representative at UM.
- Majoring in entrepreneurship and business technology with minors in international business and sports administration.
- Speaks English, Spanish, some Italian, a little Russian, and is learning Chinese and Hebrew.
- Started playing basketball at age five.
- Favorites: Athlete: Matt Bonner. Athlete in another sport: Alex Rodriguez. Song right now: Hype by Drake. Pro sports team: New York Yankees. Meal: Sloppy Joes. Midnight snack: Ice Cream. Video game: Star Wars Battlefront. Class at UM: Accounting. Book: Harry Potter. Ice Cream: Peanut Butter. Cereal: Cinnamon Toast Crunch. Movie: The Town. TV Show: Game of Thrones. Musical Artist: Drake. Cuban Food: Pastelitos.
- When I played ball as a kid, I pretended I was: Kobe Bryant. My first job was: Golf course cart boy. When I was little, I wanted to be a: Golfer. Now my dream job is: Entrepreneur.

2016-17			
Opposition	P	R	A
W. Carolina	0	0	0
at North Florida	0	0	0
SC State	0	2	0
at Duke	0	0	0
UNC	0	0	0
2015-16			
Opposition	P	R	A
UTRGV	0	0	0
Mississippi State	0	0	0
Utah	0	0	0
Charlotte	0	1	0
Co. of Charleston	0	1	0
La Salle	0	1	0
at North Carolina	0	0	0
at Virginia Tech	0	0	0
vs. Villanova	0	0	0
2014-15			
Opposition	P	R	A
Howard	0	0	1
Charleston	0	0	0
Virginia Tech	0	0	0
at Virginia Tech	0	0	0

THE STAT CREW SYSTEM
Miami Team Game-by-Game (as of Mar 20, 2017)
All games

TEAM STATISTICS

Opponent	Date	Score	W	Total		3-Pointers		Free throws		Rebounds				pf	a	t/o	blk	stl	pts	avg
				fg-fga	pct	3fg-fga	pct	ft-fa	pct	off	def	tot	avg							
WESTERN CAROLINA	11-11-16	92-43	W	31-62	.500	6-13	.462	24-36	.667	15	37	52	52.0	15	15	10	8	9	92	92.0
at North Florida	11-16-16	94-56	W	37-68	.544	7-20	.350	13-16	.813	15	31	46	49.0	19	14	10	2	9	94	93.0
PENN	11-19-16	74-62	W	28-62	.452	6-20	.300	12-13	.923	12	25	37	45.0	14	10	16	5	11	74	86.7
vs Stanford	11-24-16	67-53	W	23-50	.460	5-13	.385	16-24	.667	7	23	30	41.2	18	7	11	4	8	67	81.8
vs Iowa State	11-25-16	56-73	L	18-50	.360	2-16	.125	18-22	.818	8	29	37	40.4	18	6	19	2	7	56	76.6
vs Florida	11-27-16	56-65	L	23-61	.377	4-14	.286	6-9	.667	16	21	37	39.8	16	8	13	2	4	56	73.2
RUTGERS	11-30-16	73-61	W	26-54	.481	3-12	.250	18-22	.818	15	29	44	40.4	17	9	19	8	7	73	73.1
vs Wofford	12-03-16	74-57	W	24-48	.500	7-15	.467	19-21	.905	10	28	38	40.1	12	15	16	2	7	74	73.2
SOUTH CAROLINA STAT	12-06-16	82-46	W	31-58	.534	10-25	.400	10-16	.625	13	32	45	40.7	12	24	12	7	6	82	74.2
FLORIDA ATLANTIC	12-16-16	76-56	W	25-55	.455	8-19	.421	18-27	.667	16	32	48	41.4	18	13	12	3	7	76	74.4
GEORGE WASHINGTON	12-22-16	72-64	W	25-57	.439	7-14	.500	15-19	.789	12	22	34	40.7	14	10	6	3	5	72	74.2
COLUMBIA	12-28-16	78-67	W	29-53	.547	8-20	.400	12-21	.571	10	24	34	40.2	18	15	20	7	10	78	74.5
NC STATE	12-31-16	81-63	W	31-65	.477	6-20	.300	13-23	.565	17	24	41	40.2	17	8	8	2	9	81	75.0
at Syracuse	01-04-17	55-70	L	21-54	.389	11-26	.423	2-10	.200	12	14	26	39.2	15	15	15	2	4	55	73.6
NOTRE DAME	01-12-17	62-67	L	24-63	.381	6-18	.333	8-14	.571	19	28	47	39.7	12	7	13	12	3	62	72.8
at Pitt	01-14-17	72-46	W	30-54	.556	10-21	.476	2-3	.667	8	29	37	39.6	14	17	18	6	6	72	72.8
at Wake Forest	01-18-17	79-96	L	26-60	.433	8-23	.348	19-25	.760	10	20	30	39.0	26	14	9	1	3	79	73.1
at Duke	01-21-17	58-70	L	22-55	.400	7-16	.438	7-15	.467	12	24	36	38.8	18	10	18	3	6	58	72.3
BOSTON COLLEGE	01-25-17	78-77	W	27-54	.500	6-18	.333	18-24	.750	7	28	35	38.6	15	12	15	5	7	78	72.6
NORTH CAROLINA	01-28-17	77-62	W	23-56	.411	7-20	.350	24-30	.800	11	30	41	38.8	20	14	10	6	8	77	72.8
FLORIDA STATE	02-01-17	57-75	L	19-42	.452	2-11	.182	17-22	.773	10	16	26	38.1	11	5	14	1	5	57	72.0
at NC State	02-04-17	84-79	W	31-62	.500	11-21	.524	11-14	.786	17	19	36	38.0	12	16	11	2	5	84	72.6
VIRGINIA TECH	02-08-17	74-68	W	29-64	.453	7-21	.333	9-13	.692	10	22	32	37.8	17	15	10	5	6	74	72.7
at Louisville	02-11-17	66-71	L	23-52	.442	5-15	.333	15-21	.714	10	22	32	37.5	17	13	8	4	4	66	72.4
GEORGIA TECH	02-15-17	70-61	W	21-38	.553	6-12	.500	22-27	.815	5	26	31	37.3	6	9	17	2	8	70	72.3
CLEMSON	02-18-17	71-65	W	28-56	.500	6-19	.316	9-13	.692	9	23	32	37.1	13	19	7	3	6	71	72.2
at Virginia	02-20-17	54-48	Wot	15-41	.366	4-19	.211	20-22	.909	6	28	34	37.0	18	9	15	3	4	54	71.6
DUKE	02-25-17	55-50	W	22-58	.379	1-8	.125	10-14	.714	13	29	42	37.1	10	8	10	5	9	55	71.0
at Virginia Tech	02-27-17	61-66	L	21-49	.429	7-21	.333	12-17	.706	5	21	26	36.8	20	15	9	1	6	61	70.6
at Florida State	03-04-17	57-66	L	18-43	.419	8-17	.471	13-19	.684	4	23	27	36.4	14	9	13	2	4	57	70.2
vs Syracuse	03-08-17	62-57	W	22-51	.431	9-23	.391	9-12	.750	9	22	31	36.3	15	13	8	2	4	62	69.9
vs North Carolina	03-09-17	53-78	L	19-53	.358	5-21	.238	10-16	.625	11	18	29	36.0	17	7	15	4	7	53	69.4
vs Michigan State	03-17-17	58-78	L	21-52	.404	4-16	.250	12-17	.706	9	14	23	35.6	17	8	10	1	9	58	69.0
Miami		2278		813-1800	.452	209-587	.356	443-617	.718	363	813	1176	35.6	515	389	417	125	213	2278	69.0
Opponents		2116		761-1817	.419	208-631	.330	386-522	.739	319	724	1043	31.6	553	395	392	101	197	2116	64.1

Games played: 33
Points/game: 69.0
FG Pct: 45.2
3FG Pct: 35.6
FT Pct: 71.8

Rebounds/game: 35.6
Assists/game: 11.8
Turnovers/game: 12.6
Assist/turnover ratio: 0.9
Steals/game: 6.5
Blocks/game: 3.8

THE STAT CREW SYSTEM
Miami Opponent Game-by-Game (as of Mar 20, 2017)
All games

OPPONENT STATISTICS

Opponent	Date	Score		Total		3-Pointers		Free throws		Rebounds				pf	a	t/o	blk	stl	pts	avg
				fg-fga	pct	3fg-fga	pct	ft-fa	pct	off	def	tot	avg							
WESTERN CAROLINA	11-11-16	92-43	W	17-67	.254	7-33	.212	2-3	.667	14	22	36	36.0	29	10	16	3	3	43	43.0
at North Florida	11-16-16	94-56	W	21-61	.344	7-24	.292	7-13	.538	13	18	31	33.5	17	9	14	5	2	56	49.5
PENN	11-19-16	74-62	W	22-56	.393	9-23	.391	9-13	.692	12	22	34	33.7	14	12	21	4	9	62	53.7
vs Stanford	11-24-16	67-53	W	21-51	.412	3-12	.250	8-11	.727	9	25	34	33.8	25	10	18	2	5	53	53.5
vs Iowa State	11-25-16	56-73	L	25-61	.410	8-19	.421	15-18	.833	9	27	36	34.2	21	10	10	1	10	73	57.4
vs Florida	11-27-16	56-65	L	24-52	.462	3-9	.333	14-20	.700	9	24	33	34.0	15	11	9	11	9	65	58.7
RUTGERS	11-30-16	73-61	W	23-63	.365	3-16	.188	12-16	.750	13	17	30	33.4	18	9	11	2	12	61	59.0
vs Wofford	12-03-16	74-57	W	21-58	.362	5-23	.217	10-15	.667	13	16	29	32.9	17	10	13	3	8	57	58.8
SOUTH CAROLINA STAT	12-06-16	82-46	W	18-62	.290	4-14	.286	6-8	.750	13	18	31	32.7	14	6	10	2	5	46	57.3
FLORIDA ATLANTIC	12-16-16	76-56	W	19-57	.333	3-17	.176	15-18	.833	9	20	29	32.3	19	7	9	3	4	56	57.2
GEORGE WASHINGTON	12-22-16	72-64	W	23-56	.411	7-22	.318	11-15	.733	13	22	35	32.5	14	11	12	3	5	64	57.8
COLUMBIA	12-28-16	78-67	W	26-55	.473	4-11	.364	11-16	.688	4	20	24	31.8	19	18	16	1	9	67	58.6
NC STATE	12-31-16	81-63	W	21-54	.389	10-23	.435	11-18	.611	13	20	33	31.9	20	11	15	1	3	63	58.9
at Syracuse	01-04-17	55-70	L	25-44	.568	8-19	.421	12-14	.857	5	25	30	31.8	11	16	15	4	6	70	59.7
NOTRE DAME	01-12-17	62-67	L	25-67	.373	5-20	.250	12-14	.857	14	24	38	32.2	11	15	6	1	9	67	60.2
at Pitt	01-14-17	72-46	W	18-53	.340	5-17	.294	5-8	.625	8	15	23	31.6	7	9	14	1	3	46	59.3
at Wake Forest	01-18-17	79-96	L	30-52	.577	9-19	.474	27-33	.818	5	27	32	31.6	25	17	9	2	3	96	61.5
at Duke	01-21-17	58-70	L	24-52	.462	5-16	.313	17-23	.739	7	27	34	31.8	19	9	10	2	9	70	61.9
BOSTON COLLEGE	01-25-17	78-77	W	29-62	.468	9-23	.391	10-15	.667	9	24	33	31.8	18	16	12	2	9	77	62.7
NORTH CAROLINA	01-28-17	77-62	W	21-60	.350	7-24	.292	13-19	.684	12	24	36	32.0	25	12	14	3	2	62	62.7
FLORIDA STATE	02-01-17	57-75	L	27-52	.519	7-18	.389	14-15	.933	10	17	27	31.8	19	12	9	4	11	75	63.3
at NC State	02-04-17	84-79	W	27-48	.563	11-18	.611	14-17	.824	5	16	21	31.3	12	15	11	11	5	79	64.0
VIRGINIA TECH	02-08-17	74-68	W	22-46	.478	4-13	.308	20-25	.800	4	28	32	31.3	15	12	15	1	5	68	64.2
at Louisville	02-11-17	66-71	L	22-56	.393	11-28	.393	16-20	.800	14	22	36	31.5	18	13	9	4	4	71	64.5
GEORGIA TECH	02-15-17	70-61	W	25-52	.481	9-23	.391	2-3	.667	2	15	17	31.0	18	17	12	5	8	61	64.3
CLEMSON	02-18-17	71-65	W	27-59	.458	3-17	.176	8-15	.533	13	23	36	31.2	13	8	7	1	3	65	64.3
at Virginia	02-20-17	54-48	Wot	16-51	.314	3-12	.250	13-20	.650	11	20	31	31.1	18	7	9	2	8	48	63.7
DUKE	02-25-17	55-50	W	21-66	.318	5-21	.238	3-9	.333	21	25	46	31.7	11	9	13	5	6	50	63.2
at Virginia Tech	02-27-17	61-66	L	19-37	.514	10-20	.500	18-26	.692	1	23	24	31.4	12	12	11	0	3	66	63.3
at Florida State	03-04-17	57-66	L	25-57	.439	4-19	.211	12-17	.706	11	23	34	31.5	16	13	9	4	3	66	63.4
vs Syracuse	03-08-17	62-57	W	19-44	.432	7-21	.333	12-13	.923	4	22	26	31.3	13	10	10	4	6	57	63.2
vs North Carolina	03-09-17	53-78	L	28-53	.528	7-17	.412	15-18	.833	9	27	36	31.5	12	21	11	1	9	78	63.7
vs Michigan State	03-17-17	58-78	L	30-53	.566	6-20	.300	12-14	.857	10	26	36	31.6	18	18	12	3	1	78	64.1
Opponents		2116		761-1817	.419	208-631	.330	386-522	.739	319	724	1043	31.6	553	395	392	101	197	2116	64.1
Miami		2278		813-1800	.452	209-587	.356	443-617	.718	363	813	1176	35.6	515	389	417	125	213	2278	69.0

Games played: 33
Points/game: 64.1
FG Pct: 41.9
3FG Pct: 33.0
FT Pct: 73.9

Rebounds/game: 31.6
Assists/game: 12.0
Turnovers/game: 11.9
Assist/turnover ratio: 1.0
Steals/game: 6.0
Blocks/game: 3.1

Individual Career History

Bruce Brown

Season	gp-gs	min/avg	Total		3-Point		F-Throws		Rebounds				Scoring							
			fg-fga	pct	fg-fga	pct	ft-fta	pct	off	def	tot	avg	pf	fo	ast	to	blk	stl	pts	avg
2016	33-29	1053/31.9	134-292	.459	33-95	.347	90-121	.744	48	138	186	5.6	83	2	106	67	18	49	391	11.8
TOTAL	33-29	1053/31.9	134-292	.459	33-95	.347	90-121	.744	48	138	186	5.6	83	2	106	67	18	49	391	11.8

Dewan Huell

Season	gp-gs	min/avg	Total		3-Point		F-Throws		Rebounds				Scoring							
			fg-fga	pct	fg-fga	pct	ft-fta	pct	off	def	tot	avg	pf	fo	ast	to	blk	stl	pts	avg
2016	32-15	557/17.4	77-145	.531	0-2	.000	33-51	.647	45	54	99	3.1	61	0	6	30	25	13	187	5.8
TOTAL	32-15	557/17.4	77-145	.531	0-2	.000	33-51	.647	45	54	99	3.1	61	0	6	30	25	13	187	5.8

Ebuka Izundu

Season	gp-gs	min/avg	Total		3-Point		F-Throws		Rebounds				Scoring							
			fg-fga	pct	fg-fga	pct	ft-fta	pct	off	def	tot	avg	pf	fo	ast	to	blk	stl	pts	avg
2015	15-0	79/5.3	10-16	.625	0-0	.000	12-19	.632	13	6	19	1.3	17	0	3	5	3	2	32	2.1
2016	32-9	417/13.0	53-98	.541	0-0	.000	29-42	.690	47	50	97	3.0	75	2	6	27	25	7	135	4.2
TOTAL	47-9	496/10.6	63-114	.553	0-0	.000	41-61	.672	60	56	116	2.5	92	2	9	32	28	9	167	3.6

Anthony Lawrence

Season	gp-gs	min/avg	Total		3-Point		F-Throws		Rebounds				Scoring							
			fg-fga	pct	fg-fga	pct	ft-fta	pct	off	def	tot	avg	pf	fo	ast	to	blk	stl	pts	avg
2015	33-0	397/12.0	47-92	.511	18-42	.429	24-40	.600	29	34	63	1.9	39	0	27	13	11	17	136	4.1
2016	33-18	857/26.0	72-173	.416	35-99	.354	45-62	.726	27	97	124	3.8	78	1	57	47	15	42	224	6.8
TOTAL	66-18	1254/19.0	119-265	.449	53-141	.376	69-102	.676	56	131	187	2.8	117	1	84	60	26	59	360	5.5

Rodney Miller

Season	gp-gs	min/avg	Total		3-Point		F-Throws		Rebounds				Scoring							
			fg-fga	pct	fg-fga	pct	ft-fta	pct	off	def	tot	avg	pf	fo	ast	to	blk	stl	pts	avg
2016	15-0	57/3.8	5-11	.455	0-0	.000	4-9	.444	4	5	9	0.6	6	0	0	1	1	0	14	0.9
TOTAL	15-0	57/3.8	5-11	.455	0-0	.000	4-9	.444	4	5	9	0.6	6	0	0	1	1	0	14	0.9

Kamari Murphy

Season	gp-gs	min/avg	Total		3-Point		F-Throws		Rebounds				Scoring							
			fg-fga	pct	fg-fga	pct	ft-fta	pct	off	def	tot	avg	pf	fo	ast	to	blk	stl	pts	avg
2015	32-28	797/24.9	78-153	.510	0-7	.000	24-43	.558	47	144	191	6.0	68	2	16	26	30	13	180	5.6
2016	33-33	971/29.4	96-189	.508	0-1	.000	42-69	.609	79	162	241	7.3	78	2	19	50	23	13	234	7.1
TOTAL	65-61	1768/27.2	174-342	.509	0-8	.000	66-112	.589	126	306	432	6.6	146	4	35	76	53	26	414	6.4

Ja'Quan Newton

Season	gp-gs	min/avg	Total		3-Point		F-Throws		Rebounds				Scoring							
			fg-fga	pct	fg-fga	pct	ft-fta	pct	off	def	tot	avg	pf	fo	ast	to	blk	stl	pts	avg
2014	34-3	459/13.5	45-111	.405	4-10	.400	41-64	.641	8	35	43	1.3	34	0	47	39	4	8	135	4.0
2015	31-1	703/22.7	105-228	.461	9-26	.346	105-143	.734	16	55	71	2.3	48	0	76	66	5	27	324	10.5
2016	30-28	942/31.4	150-332	.452	11-40	.275	93-133	.699	18	87	105	3.5	49	0	101	98	1	34	404	13.5
TOTAL	95-32	2104/22.1	300-671	.447	24-76	.316	239-340	.703	42	177	219	2.3	131	0	224	203	10	69	863	9.1

Davon Reed

Season	gp-gs	min/avg	Total		3-Point		F-Throws		Rebounds				Scoring							
			fg-fga	pct	fg-fga	pct	ft-fta	pct	off	def	tot	avg	pf	fo	ast	to	blk	stl	pts	avg
2013	33-10	683/20.7	71-207	.343	40-112	.357	35-53	.660	12	43	55	1.7	55	0	38	44	4	16	217	6.6
2014	30-21	824/27.5	77-164	.470	37-81	.457	56-77	.727	25	96	121	4.0	68	1	57	32	13	27	247	8.2
2015	35-35	1007/28.8	129-275	.469	46-120	.383	84-103	.816	21	122	143	4.1	72	0	42	44	15	27	388	11.1
2016	33-33	1165/35.3	161-372	.433	79-199	.397	90-108	.833	28	130	158	4.8	52	0	79	67	16	43	491	14.9
TOTAL	131-99	3679/28.1	438-1018	.430	202-512	.395	265-341	.777	86	391	477	3.6	247	1	216	187	48	113	1343	10.3

Individual Career History

Mike Robinson

Season	gp-gs	min/avg	Total		3-Point		F-Throws		Rebounds				Scoring							
			fg-fga	pct	fg-fga	pct	ft-fta	pct	off	def	tot	avg	pf	fo	ast	to	blk	stl	pts	avg
2015	9-0	14/1.6	5-9	.556	4-7	.571	0-0	.000	0	1	1	0.1	3	0	0	0	0	0	14	1.6
2016	9-0	19/2.1	0-5	.000	0-4	.000	1-2	.500	1	0	1	0.1	2	0	0	1	0	1	1	0.1
TOTAL	18-0	33/1.8	5-14	.357	4-11	.364	1-2	.500	1	1	2	0.1	5	0	0	1	0	1	15	0.8

Chris Stowell

Season	gp-gs	min/avg	Total		3-Point		F-Throws		Rebounds				Scoring							
			fg-fga	pct	fg-fga	pct	ft-fta	pct	off	def	tot	avg	pf	fo	ast	to	blk	stl	pts	avg
2014	4-0	6/1.5	0-1	.000	0-0	.000	0-0	.000	0	0	0	0.0	1	0	1	0	0	0	0	0.0
2015	9-0	13/1.4	0-1	.000	0-1	.000	0-0	.000	0	3	3	0.3	1	0	0	1	1	0	0	0.0
2016	6-0	10/1.7	0-1	.000	0-1	.000	0-0	.000	0	2	2	0.3	0	0	0	0	0	0	0	0.0
TOTAL	19-0	29/1.5	0-3	.000	0-2	.000	0-0	.000	0	5	5	0.3	2	0	1	1	1	0	0	0.0

DJ Vasiljevic

Season	gp-gs	min/avg	Total		3-Point		F-Throws		Rebounds				Scoring							
			fg-fga	pct	fg-fga	pct	ft-fta	pct	off	def	tot	avg	pf	fo	ast	to	blk	stl	pts	avg
2016	33-0	577/17.5	65-182	.357	51-146	.349	16-20	.800	5	39	44	1.3	31	0	15	13	1	11	197	6.0
TOTAL	33-0	577/17.5	65-182	.357	51-146	.349	16-20	.800	5	39	44	1.3	31	0	15	13	1	11	197	6.0

THE STAT CREW SYSTEM
Miami Combined Team Statistics (as of Jan 05, 2017)
Non-conference games

RECORD:	OVERALL	HOME	AWAY	NEUTRAL
ALL GAMES	10-2	7-0	1-0	2-2
CONFERENCE	0-0	0-0	0-0	0-0
NON-CONFERENCE	10-2	7-0	1-0	2-2

##	Player	gp-gs	min	avg	Total		3-Point		F-Throw		Rebounds				pf	dq	a	to	blk	stl	pts	avg		
					fg-fga	fg%	3fg-fga	3fg%	ft-fta	ft%	off	def	tot	avg										
00	Ja'Quan Newton	12-12	382	31.8	69-139	.496	6-18	.333	40-55	.727	10	34	44	3.7	16	0	50	39	1	16	184	15.3		
05	Davon Reed	12-12	397	33.1	55-124	.444	27-67	.403	33-41	.805	7	43	50	4.2	13	0	23	23	6	17	170	14.2		
11	Bruce Brown	12-8	354	29.5	43-99	.434	8-29	.276	32-43	.744	23	64	87	7.3	27	1	39	22	5	19	126	10.5		
20	Dewan Huell	12-6	248	20.7	39-75	.520	0-0	.000	15-19	.789	25	33	58	4.8	28	0	2	12	11	5	93	7.8		
03	Anthony Lawrence	12-6	293	24.4	28-61	.459	11-29	.379	18-26	.692	9	42	51	4.3	30	1	15	21	9	21	85	7.1		
21	Kamari Murphy	12-12	324	27.0	34-68	.500	0-1	.000	16-27	.593	32	61	93	7.8	29	1	7	25	8	3	84	7.0		
04	DJ Vasiljevic	12-0	219	18.3	26-68	.382	21-53	.396	7-7	1.000	3	12	15	1.3	19	0	8	5	1	4	80	6.7		
15	Ebuka Izundu	11-4	125	11.4	22-32	.688	0-0	.000	16-19	.842	18	16	34	3.1	23	0	2	14	12	4	60	5.5		
14	Rodney Miller	7-0	38	5.4	4-7	.571	0-0	.000	3-7	.429	3	4	7	1.0	5	0	0	1	0	0	11	1.6		
02	Mike Robinson	3-0	11	3.7	0-4	.000	0-3	.000	1-2	.500	1	0	1	0.3	1	0	0	1	0	1	1	0.3		
35	Chris Stowell	3-0	9	3.0	0-1	.000	0-1	.000	0-0	.000	0	2	2	0.7	0	0	0	0	0	0	0	0.0		
Team											18	22	40											
Total.....		12	2400	320-678		.472	73-201	.363	181-246	.736	149	333	482	40.2	191	3	146	164	53	90	894	74.5		
Opponents.....		12	2400	260-699		.372	63-223	.283	120-166	.723	131	251	382	31.8	222	2	123	159	40	81	703	58.6		

TEAM STATISTICS	UM	OPP	Date	Opponent	Score	Att.
SCORING	894	703	11-11-16	WESTERN CAROLINA	w 92-43	7142
Points per game	74.5	58.6	11-16-16	at North Florida	w 94-56	3148
Scoring margin	+15.9	-	11-19-16	PENN	w 74-62	6753
FIELD GOALS-ATT	320-678	260-699	^ 11-24-16	vs Stanford	w 67-53	2436
Field goal pct	.472	.372	^ 11-25-16	vs Iowa State	L 56-73	1876
3 POINT FG-ATT	73-201	63-223	^ 11-27-16	vs Florida	L 56-65	1216
3-point FG pct	.363	.283	@ 11-30-16	RUTGERS	w 73-61	7064
3-pt FG made per game	6.1	5.3	% 12-03-16	vs Wofford	w 74-57	4885
FREE THROWS-ATT	181-246	120-166	12-06-16	SOUTH CAROLINA STATE	w 82-46	6489
Free throw pct	.736	.723	12-16-16	FLORIDA ATLANTIC	w 76-56	6857
F-Throws made per game	15.1	10.0	12-22-16	GEORGE WASHINGTON	w 72-64	6871
REBOUNDS	482	382	12-28-16	COLUMBIA	w 78-67	7045
Rebounds per game	40.2	31.8				
Rebounding margin	+8.3	-	^ = AdvoCare Invitational, Orlando, Fla.			
ASSISTS	146	123	@ = ACC/Big Ten Challenge			
Assists per game	12.2	10.3	% = Hoophall Miami Invitational			
TURNOVERS	164	159	* = Conference game			
Turnovers per game	13.7	13.3				
Turnover margin	-0.4	-				
Assist/turnover ratio	0.9	0.8				
STEALS	90	81				
Steals per game	7.5	6.8				
BLOCKS	53	40				
Blocks per game	4.4	3.3				
ATTENDANCE	48221	13561				
Home games-Avg/Game	7-6889	1-3148				
Neutral site-Avg/Game	-	4-2603				

Score by Periods	1st	2nd	Totals
Miami	429	465	894
Opponents	308	395	703

THE STAT CREW SYSTEM
Miami Combined Team Statistics (as of Mar 09, 2017)
Conference games

RECORD:	OVERALL	HOME	AWAY	NEUTRAL
ALL GAMES	10-8	7-2	3-6	0-0
CONFERENCE	10-8	7-2	3-6	0-0
NON-CONFERENCE	0-0	0-0	0-0	0-0

##	Player	gp-gs	min	avg	Total		3-Point		F-Throw		Rebounds				pf	dq	a	to	blk	stl	pts	avg		
					fg-fga	fg%	3fg-fga	3fg%	ft-fta	ft%	off	def	tot	avg										
05	Davon Reed	18-18	660	36.7	94-219	.429	46-114	.404	54-63	.857	17	78	95	5.3	35	0	54	39	9	22	288	16.0		
11	Bruce Brown	18-18	604	33.6	78-168	.464	22-55	.400	50-68	.735	23	62	85	4.7	49	1	61	40	13	26	228	12.7		
00	Ja'Quan Newton	15-13	467	31.1	70-168	.417	4-19	.211	46-66	.697	7	47	54	3.6	29	0	42	55	0	13	190	12.7		
21	Kamari Murphy	18-18	560	31.1	54-96	.563	0-0	.000	20-34	.588	40	92	132	7.3	44	1	9	20	13	10	128	7.1		
03	Anthony Lawrence	18-9	480	26.7	40-98	.408	20-58	.345	27-36	.750	15	50	65	3.6	39	0	37	21	5	17	127	7.1		
04	DJ Vasiljevic	18-0	301	16.7	32-93	.344	26-78	.333	6-10	.600	2	23	25	1.4	6	0	4	5	0	4	96	5.3		
20	Dewan Huell	18-9	289	16.1	34-64	.531	0-2	.000	17-30	.567	20	20	40	2.2	28	0	4	16	12	8	85	4.7		
15	Ebuka Izundu	18-5	252	14.0	29-59	.492	0-0	.000	10-17	.588	25	32	57	3.2	44	2	4	13	12	3	68	3.8		
14	Rodney Miller	6-0	10	1.7	0-1	.000	0-0	.000	1-2	.500	0	0	0	0.0	0	0	0	0	1	0	1	0.2		
35	Chris Stowell	2-0	0	0.0	0-0	.000	0-0	.000	0-0	.000	0	0	0	0.0	0	0	0	0	0	0	0	0.0		
02	Mike Robinson	3-0	2	0.7	0-0	.000	0-0	.000	0-0	.000	0	0	0	0.0	1	0	0	0	0	0	0	0.0		
Team											36	22	58											
Total.....		18	3625		431-966	.446	118-326	.362	231-326	.709	185	426	611	33.9	275	4	215	220	65	103	1211	67.3		
Opponents.....		18	3625		424-968	.438	125-350	.357	227-311	.730	165	398	563	31.3	288	8	223	200	53	100	1200	66.7		

TEAM STATISTICS	UM	OPP	Date	Opponent	Score	Att.
SCORING	1211	1200	* 12-31-16	NC STATE	W 81-63	6837
Points per game	67.3	66.7	* 01-04-17	at Syracuse	L 55-70	17393
Scoring margin	+0.6	-	* 01-12-17	NOTRE DAME	L 62-67	7972
FIELD GOALS-ATT	431-966	424-968	* 01-14-17	at Pitt	W 72-46	9714
Field goal pct	.446	.438	* 01-18-17	at Wake Forest	L 79-96	9691
3 POINT FG-ATT	118-326	125-350	* 01-21-17	at Duke	L 58-70	9314
3-point FG pct	.362	.357	* 01-25-17	BOSTON COLLEGE	W 78-77	7139
3-pt FG made per game	6.6	6.9	* 01-28-17	NORTH CAROLINA	W 77-62	7563
FREE THROWS-ATT	231-326	227-311	* 02-01-17	FLORIDA STATE	L 57-75	7279
Free throw pct	.709	.730	* 02-04-17	at NC State	W 84-79	17567
F-Throws made per game	12.8	12.6	* 02-08-17	VIRGINIA TECH	W 74-68	6620
REBOUNDS	611	563	* 02-11-17	at Louisville	L 66-71	21427
Rebounds per game	33.9	31.3	* 02-15-17	GEORGIA TECH	W 70-61	7111
Rebounding margin	+2.7	-	* 02-18-17	CLEMSON	W 71-65	6987
ASSISTS	215	223	* 02-20-17	at Virginia	Wot 54-48	14623
Assists per game	11.9	12.4	* 02-25-17	DUKE	W 55-50	7972
TURNOVERS	220	200	* 02-27-17	at Virginia Tech	L 61-66	6962
Turnovers per game	12.2	11.1	* 03-04-17	at Florida State	L 57-66	11675
Turnover margin	-1.1	-				
Assist/turnover ratio	1.0	1.1	^ = AdvoCare Invitational, Orlando, Fla.			
STEALS	103	100	@ = ACC/Big Ten Challenge			
Steals per game	5.7	5.6	% = Hoophall Miami Invitational			
BLOCKS	65	53	* = Conference game			
Blocks per game	3.6	2.9				
ATTENDANCE	65480	118366				
Home games-Avg/Game	9-7276	9-13152				
Neutral site-Avg/Game	-	0-0				

Score by Periods	1st	2nd	OT	Totals
Miami	588	612	11	1211
Opponents	543	652	5	1200

THE STAT CREW SYSTEM
Miami Combined Team Statistics (as of Mar 20, 2017)
All games

RECORD:	OVERALL	HOME	AWAY	NEUTRAL
ALL GAMES	21-12	14-2	4-6	3-4
CONFERENCE	10-8	7-2	3-6	0-0
NON-CONFERENCE	11-4	7-0	1-0	3-4

##	Player	gp-gs	min	Total		3-Point		F-Throw		Rebounds				pf	dq	a	to	blk	stl	pts	avg			
				fg-fga	fg%	3fg-fga	3fg%	ft-fa	ft%	off	def	tot	avg											
05	Davon Reed	33-33	1165	35.3	161-372	.433	79-199	.397	90-108	.833	28	130	158	4.8	52	0	79	67	16	43	491	14.9		
00	Ja'Quan Newton	30-28	942	31.4	150-332	.452	11-40	.275	93-133	.699	18	87	105	3.5	49	0	101	98	1	34	404	13.5		
11	Bruce Brown	33-29	1053	31.9	134-292	.459	33-95	.347	90-121	.744	48	138	186	5.6	83	2	106	67	18	49	391	11.8		
21	Kamari Murphy	33-33	971	29.4	96-189	.508	0-1	.000	42-69	.609	79	162	241	7.3	78	2	19	50	23	13	234	7.1		
03	Anthony Lawrence	33-18	857	26.0	72-173	.416	35-99	.354	45-62	.726	27	97	124	3.8	78	1	57	47	15	42	224	6.8		
04	DJ Vasiljevic	33-0	577	17.5	65-182	.357	51-146	.349	16-20	.800	5	39	44	1.3	31	0	15	13	1	11	197	6.0		
20	Dewan Huell	32-15	557	17.4	77-145	.531	0-2	.000	33-51	.647	45	54	99	3.1	61	0	6	30	25	13	187	5.8		
15	Ebuka Izundu	32-9	417	13.0	53-98	.541	0-0	.000	29-42	.690	47	50	97	3.0	75	2	6	27	25	7	135	4.2		
14	Rodney Miller	15-0	57	3.8	5-11	.455	0-0	.000	4-9	.444	4	5	9	0.6	6	0	0	1	1	0	14	0.9		
02	Mike Robinson	9-0	19	2.1	0-5	.000	0-4	.000	1-2	.500	1	0	1	0.1	2	0	0	1	0	1	1	0.1		
35	Chris Stowell	6-0	10	1.7	0-1	.000	0-1	.000	0-0	.000	0	2	2	0.3	0	0	0	0	0	0	0	0.0		
Team											61	49	110											
Total.....		33	6625		813-1800	.452	209-587	.356	443-617	.718	363	813	1176	35.6	515	7	389	417	125	213	2278	69.0		
Opponents.....		33	6625		761-1817	.419	208-631	.330	386-522	.739	319	724	1043	31.6	553	10	395	392	101	197	2116	64.1		

TEAM STATISTICS	UM	OPP	Date	Opponent	Score	Att.			
SCORING	2278	2116	11-11-16	WESTERN CAROLINA	w	92-43	7142		
Points per game	69.0	64.1	11-16-16	at North Florida	w	94-56	3148		
Scoring margin	+4.9	-	11-19-16	PENN	w	74-62	6753		
FIELD GOALS-ATT	813-1800	761-1817	^ 11-24-16	vs Stanford	w	67-53	2436		
Field goal pct	.452	.419	^ 11-25-16	vs Iowa State	L	56-73	1876		
3 POINT FG-ATT	209-587	208-631	^ 11-27-16	vs Florida	L	56-65	1216		
3-point FG pct	.356	.330	@ 11-30-16	RUTGERS	w	73-61	7064		
3-pt FG made per game	6.3	6.3	% 12-03-16	vs Wofford	w	74-57	4885		
FREE THROWS-ATT	443-617	386-522	12-06-16	SOUTH CAROLINA STATE	w	82-46	6489		
Free throw pct	.718	.739	12-16-16	FLORIDA ATLANTIC	w	76-56	6857		
F-Throws made per game	13.4	11.7	12-22-16	GEORGE WASHINGTON	w	72-64	6871		
REBOUNDS	1176	1043	12-28-16	COLUMBIA	w	78-67	7045		
Rebounds per game	35.6	31.6	* 12-31-16	NC STATE	w	81-63	6837		
Rebounding margin	+4.0	-	* 01-04-17	at Syracuse	L	55-70	17393		
ASSISTS	389	395	* 01-12-17	NOTRE DAME	L	62-67	7972		
Assists per game	11.8	12.0	* 01-14-17	at Pitt	w	72-46	9714		
TURNOVERS	417	392	* 01-18-17	at Wake Forest	L	79-96	9691		
Turnovers per game	12.6	11.9	* 01-21-17	at Duke	L	58-70	9314		
Turnover margin	-0.8	-	* 01-25-17	BOSTON COLLEGE	w	78-77	7139		
Assist/turnover ratio	0.9	1.0	* 01-28-17	NORTH CAROLINA	w	77-62	7563		
STEALS	213	197	* 02-01-17	FLORIDA STATE	L	57-75	7279		
Steals per game	6.5	6.0	* 02-04-17	at NC State	w	84-79	17567		
BLOCKS	125	101	* 02-08-17	VIRGINIA TECH	w	74-68	6620		
Blocks per game	3.8	3.1	* 02-11-17	at Louisville	L	66-71	21427		
ATTENDANCE	113701	182106	* 02-15-17	GEORGIA TECH	w	70-61	7111		
Home games-Avg/Game	16-7106	10-12151	* 02-18-17	CLEMSON	w	71-65	6987		
Neutral site-Avg/Game	-	7-8656	* 02-20-17	at Virginia	wot	54-48	14623		
Score by Periods	1st	2nd	OT	Totals	* 02-25-17	DUKE	w	55-50	7972
Miami	1109	1158	11	2278	* 02-27-17	at Virginia Tech	L	61-66	6962
Opponents	951	1160	5	2116	* 03-04-17	at Florida State	L	57-66	11675
					# 03-08-17	vs Syracuse	w	62-57	17732
					# 03-09-17	vs North Carolina	L	53-78	17732
					\$ 03-17-17	vs Michigan State	L	58-78	14715

^ = AdvoCare Invitational, Orlando, Fla.
 @ = ACC/Big Ten Challenge
 % = Hoophall Miami Invitational
 * = Conference game
 # = ACC Tournament, Brooklyn, N.Y.
 \$ = NCAA Tournament, Tulsa, Okla.