



2013-14 @MIAMIWBB GAME NOTES

Miami Athletic Communications • 5821 San Amaro Drive • Coral Gables, FL 33146 • HurricaneSports.com
Assistant Director of Communications (WBB): Taylor McGillis • Email: t.mcgillis@miami.edu • Phone: 305-284-3249/786-510-7462
Twitter: @MiamiWBB | Instagram: @MiamiWBB | Facebook: /MiamiWBB | Tumblr: uwomenshoops.tumblr.com

2013-14 STATISTICAL LEADERS

SCORING



CAPRICE DENNIS

19.6 PPG

KEYONA HAYES

11.8 PPG

REBOUNDING



JASS WILLIAMS

6.3 RPG

KEYONA HAYES

5.9 RPG

ASSISTS



ADRIENNE MOTLEY

20

MCGUIRE, SAUNDERS

17

2013-14 SCHEDULE

DATE	OPPONENT	TIME (ET)
Nov. 8	NORTH FLORIDA	W, 79-39
Nov. 10	RICHMOND	L, 57-50
Nov. 15	MIDDLE TENNESSEE	L, 61-55
Nov. 19	at Oakland	W, 86-68
Nov. 25	YALE	W, 91-67
Nov. 29	ST. FRANCIS BROOKLYN	W, 78-56
Nov. 30	MISSOURI	W, 74-68
Dec. 5	at Minnesota Big Ten/ACC Challenge	L, 74-67
Dec. 15	COPPIN STATE	1 p.m.
Dec. 21	at Arizona State	2:30 p.m.
Dec. 28	MORGAN STATE	1 p.m.
Dec. 29	WESTERN CAROLINA/UNM	TBA
Jan. 1	PENN	2 p.m.
Jan. 4	at Wake Forest*	4 p.m.
Jan. 9	FLORIDA STATE*	7 p.m.
Jan. 12	at Virginia Tech*	2 p.m.
Jan. 16	at Boston College*	7 p.m.
Jan. 19	NC STATE*	2 p.m.
Jan. 23	at Notre Dame*	8:30 p.m.
Jan. 26	at Clemson*	2 p.m.
Jan. 30	DUKE*	7 p.m.
Feb. 2	at North Carolina*	2 p.m.
Feb. 9	GEORGIA TECH*	2 p.m.
Feb. 13	MARYLAND*	7 p.m.
Feb. 16	at Florida State*	2 p.m.
Feb. 20	SYRACUSE*	7 p.m.
Feb. 23	WAKE FOREST*	1 p.m.
Feb. 27	at Virginia*	7 p.m.
Mar. 2	PITTSBURGH*	1 p.m.

All Times Eastern and Subject to Change

Home games in **BOLD CAPS**, played at the BankUnited Center (Coral Gables, Fla.)

* ACC game

GAME 9 | DEC. 15, 2013 • 1 PM ET • CORAL GABLES, FLA. | BANKUNITED CENTER



MIAMI HURRICANES (5-3)

Head Coach: Katie Meier (Duke, 1990)

Record at UM: 152-109 (9th season), Career Record: 228-154 (13th season)

VS



COPPIN STATE EAGLES (4-4)

Head Coach: Derek Brown

Record at Minnesota: 229-185 (14th season), Career Record: 229-185 (14th season)

SERIES HISTORY: Miami leads the series 3-0. Miami most recently defeated Coppin State 60-54 in 2006-07

Live Stream: CanesAllAccess • HurricaneSports.com

Radio: WVUM • Dan Kane • Oliver Redsten

Twitter: @MiamiWBB

#3THINGS

MATCHUP

The Hurricanes are 3-0 all-time against the Eagles, having most recently won 60-54 in 2006-07. Prior to that, in 2004-05, Miami beat Coppin State by 10 and in 1998-99 sent the Eagles home with a 97-68 loss. CSU comes into the game having just beaten Delaware State, 80-75 on the road.

HOLIDAY SCHEDULE

After the game against Coppin State, Miami will travel out west to Tempe, Ariz. to take on the ASU Sun Devils for just the second time in school history. Then, the Canes will return to south Florida for its annual Holiday Tournament on Dec. 28-29 where they will welcome Morgan State, W. Carolina and New Mexico.

LAST TIME OUT

The Hurricanes fell at Minnesota on Dec. 5 by a score of 74-67, ending the Canes two-game win streak in ACC / Big Ten Challenge games. Overall, the ACC still won the challenge 7-4 to claim their 6th overall title in the Challenge. Miami was led by Keyona Hayes who dropped in a career-high 20 points in the come from behind effort.

PROJECTED STARTERS

12

Krystal Saunders

5-8 | G | SR
West Park, Fla.



CAREER HIGHS

Points: 16

Rebounds: 8

Assists: 5

Steals: 4

Blocks: 1

Minutes: 39

33

Suriya McGuire

5-11 | G | JR
Minneapolis, Ind.



CAREER HIGHS

Points: 17

Rebounds: 9

Assists: 6

Steals: 5

Blocks: 3

Minutes: 35

21

Jassany Williams

6-2 | F | JR
Davie, Fla.



CAREER HIGHS

Points: 13

Rebounds: 6

Assists: 2

Steals: 3

Blocks: 7

Minutes: 28

20

Keyona Hayes

6-1 | F | SO
Marietta, Ga.



CAREER HIGHS

Points: 20

Rebounds: 15

Assists: 2

Steals: 3

Blocks: 4

Minutes: 32

1

Caprice Dennis

5-9 | G | SO
Detroit, Mich.



CAREER HIGHS

Points: 26

Rebounds: 4

Assists: 4

Steals: 3

Blocks: 1

Minutes: 32

QUICK FACTS

UNIVERSITY INFORMATION

Name of School	University of Miami
Location	Coral Gables, Fla.
Enrollment	15,629
Founded	1925
Nickname	Hurricanes
Mascot	Sebastian the Ibis
Colors	Orange (PMS 1665), Green (PMS 3435) and White
President	Dr. Donna E. Shalala
Athletics Director	Blake James
Conference / Division	Atlantic Coast Conference
Stadium / Capacity	BankUnited Center / 7,900
Press Row Phone	(305) 284-2111
Ticket Office Phone	1-800-GO-CANES (462-2637)
Website	HurricaneSports.com
Mailing Address	5821 San Amaro Drive, Coral Gables, FL 33146

ATHLETICS ADMINISTRATION

Director of Athletics	Blake James
Associate AD / Communications & Marketing	Chris Freet
Deputy AD / Business Operations	Tony Hernandez
Sr. Assoc. AD / Admin. & Student Excellence / SWA	Jennifer Strawley
Senior Associate AD / Facilities & Event Operations	Tim Wise
Associate AD / Academic Services	David Wyman
Assistant AD / Business Operations	Josh Boone
Associate AD / Compliance	Craig Anderson
Assistant AD / Digital Strategy	Brian Bowsher
Associate AD / Development	Jesse Marks
Assistant AD / Marketing	Andrew Goodrich
Assistant AD / Ticket Operations	Ben Crank
Assistant AD / Ticket Sales	Ben Creed

COACHING STAFF

Head Coach	Katie Meier (Duke, 1990)
Record at Miami	148-107 (9th season)
Career Record	225-152 (13th season)
Assistant Coach	Darrick Gibbs (Wofford, 2000)
Assistant Coach	Carolyn Kieger (Marquette, 2006)
Assistant Coach	Octavia Blue (Miami, 2008)
Director of Operations	Lonnette Hall
Coordinator of Special Projects and Technology	Drew Thomas
Video Coordinator	MaryLynne Schaefer
Strength Coach	Jasman Marks
Athletic Trainer	Alana Eichman

PROGRAM HISTORY

First Year of Basketball	1972
All-Time Record	653-463
All-Time ACC Record	57-75
NCAA Appearances	9
(1989, '92, '93, '98, 2003, '04, '11, '12, '13)	
Last NCAA Postseason Opponent	Iowa

TEAM INFORMATION

2012-13 Overall Record	21-11
Home/Away/Neutral	15-4 / 5-6 / 1-1
2012-13 ACC Record / Finish	11-7 / 5th
Returning / Lost	7 / 6
Newcomers	5

RETURNING STARTERS	YEAR	POS	PPG	RPG
Suriya McGuire Jr.	G	7.2	3.6	
Krystal SaundersSr.	G	6.2	3.2	

KEY RETURNERS	YEAR	POS	PPG	RPG
Michelle Woods	Jr.	G	5.9	2.8
Keyona Hayes	So.	F	5.4	5.2

KEY LOSSES	POS	PPG	RPG
Stefanie Yderstrom	G	11.7	1.3
Pepper Wilson	F	10.0	8.6
Morgan Stroman	F	12.9	8.8

THE LAST TIME IT HAPPENED

Points Scored

Miami scored 100+ points	103 vs. ULM (12/16/11)
An opponent scored 100+ points	111 by (1/1) Maryland (1/10/07)
Miami scored 90+ points	91 vs. VCU (12/29/11)
An opponent scored 90+ points	93 by (19/20) Florida State (2/10/13)
Miami scored 80+ points	86 at Oakland (11/21/13)
An opponent scored 80+ points	93 by (19/20) Florida State (2/10/13)

Margin of Victory

Miami won by 50+ points	53 vs. UNF (11/9/12)
An opponent won by 50+ points	58 by Maryland (1/10/07)
Miami won by 40+ points	40 vs. UNF (11/8/13)
An opponent won by 40+ points	40 by Maryland (1/31/08)
Miami won by 30+ points	40 vs. UNF (11/8/13)
An opponent won by 30+ points	39 by 5/4 Duke (1/31/13)

Overtime

Miami won in overtime	91-82 (20T) vs. (11/11) Rutgers (12/5/11)
Miami lost in overtime	66-65 (OT) vs. Wake Forest (3/4/10)

Rankings

Miami defeated a ranked opponent	69-65 vs. (5/4) Duke (2/28/13)
Miami lost to a ranked opponent	70-58 vs. (23/23) Florida State (3/8/13)
Miami defeated a top 15 opponent	69-65 vs. (5/4) Duke (2/28/13)
Miami lost to a top 15 opponent	82-43 at (5/4) Duke (1/31/13)
Miami defeated a top 10 opponent	69-65 vs. (5/4) Duke (2/28/13)
Miami lost to a top 10 opponent	82-43 at (5/4) Duke (1/31/13)
Miami defeated a top 5 opponent	69-65 vs. (5/4) Duke (2/28/13)
Miami lost to a top 5 opponent	82-43 at (5/4) Duke (1/31/13)

Individual Points

A UM player scored 40+ points	42 by Renee Taylor at Houston (12/19/05)
An opponent scored 40+ points	43 by Monique Currie of Duke (2/19/06)
A UM player scored 30+ points	34 by Riquna Williams vs. (5/5) Maryland (11/12/12)
An opponent scored 30+ points	37 by Ty Marshall of Georgia Tech (2/24/13)

Individual Rebounds

A UM player had 20+ rebounds	21 by Tamara James vs. USF (11/22/02)
An opponent had 20+ rebounds	22 by Crystal Langhorne of Maryland (2/17/05)
A UM player had 15+ rebounds	16 by Jassany Williams vs MTSU (11/15/13)
An opponent 15+ rebounds	17 by Natasha Howard of FSU (1/15/12)

Assists

A UM player had 10+ assists	10 by Riquna Williams at Cornell (12/21/09)
An opponent had 10+ assists	11 by Emily Pollock of Austin Peay (11/28/08)

Steals

A UM player had 5+ steals	5 by Suriya McGuire vs. Alcorn State (12/3/12)
An opponent had 5+ steals	5 by Kristina King of Richmond on 11/10/13

Blocked Shots

A UM player had 5+ blocks	5 by Morgan Stroman vs. Alcorn State (12/5/12)
An opponent had 5+ blocks	5 by Jacki Mann of Quinnipiac (12/28/09)

AGAINST 2013-14 OPPONENTS

The Hurricanes are 109-132 all-time against their 2012-13 opponents. Below are the Canes all-time record against their opponents this season.

North Florida – 3-0	Virginia Tech – 11-8
Richmond – 2-1	Boston College – 23-16
Middle Tennessee – 1-1	NC State – 7-9
Oakland– 1-1	Notre Dame– 3-13
Yale – 2-0	Clemson – 7-5
St. Francis (Brooklyn) – 1-0	Duke – 1-10
Missouri – 2-0	UNC – 5-12
Hartford – 0-2	Georgia Tech – 11-12
Minnesota – 1-3	Maryland – 5-9
Coppin St. – 3-0	Syracuse – 17-6
Arizona State– 0-1	Wake Forest– 6-7
Morgan State – 1-0	Virginia– 4-8
Western Carolina– 0-0	Pittsburgh – 16-8
New Mexico – 0-1	
Penn– 0-0	
Wake Forest – 6-7	
Florida State – 11-33	

LAST TIME OUT



The Atlantic Coast Conference enjoyed another successful Big Ten/ACC Women's Basketball Challenge in 2013. It was the seventh year of the event that has been extended to 2016.

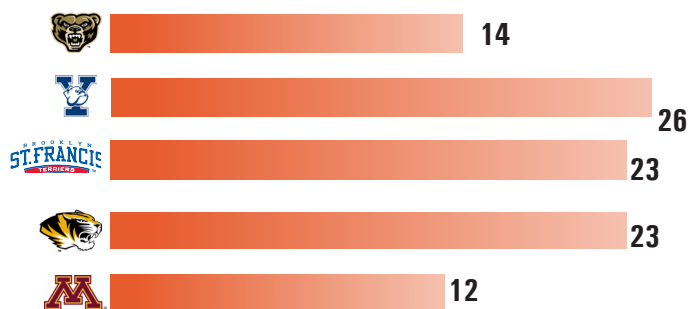
The ACC took the 2013 Challenge title, 7-5, and has won six Challenge titles, including the first four.

The 2013 Challenge again featured a two-day format on Dec. 4 and Dec. 5. Highlighting the ACC's wins on the first day of action on Dec. 4 were No. 18/16 North Carolina topping No. 15/13 Nebraska, 75-62; No. 4/5 Notre Dame capturing a 77-67 win at No. 10/11 Penn State; No. 8/8 Maryland defeating Ohio State, 67-55; Georgia Tech topping Illinois, 93-69, and Florida State edging RV/25 Michigan State, 60-58. In the second day of competition, No. 2/2 Duke bested No. 16/22 Purdue, 99-78, and NC State won at Northwestern, 76-61

DENNIS DROPPING BUCKETS



CAPRICE DENNIS

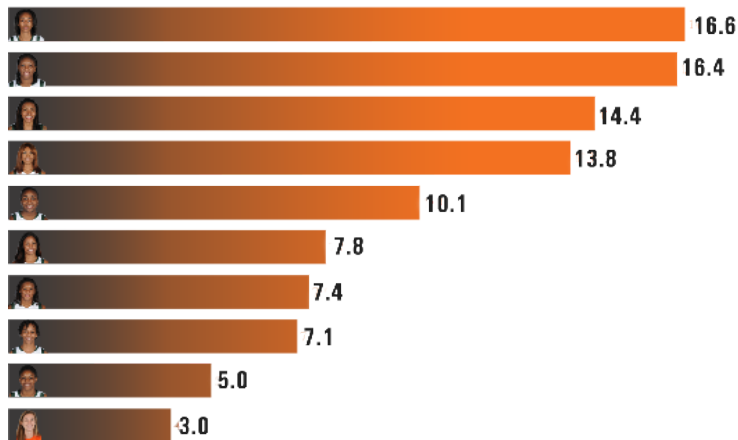


TEAM SEASON HIGHS

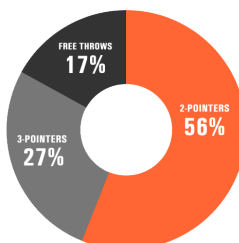
POINTS	91	YALE (11-25-13)
	86	at Oakland (11/19/13)
	79	NORTH FLORIDA (11/08/13)
	78	ST. FRANCIS BROOKLYN (11/29/13)
	74	MISSOURI (11/30/13)
FGs MADE	35	YALE (11-25-13)
	31	at Oakland (11/19/13)
FG ATTEMPTS	73	at Minnesota (12/05/13)
	72	at Oakland (11/19/13)
FIELD GOAL %	.583 (35-60)	YALE (11-25-13)
	.500 (28-56)	ST. FRANCIS BROOKLYN (11/29/13)
3 PT FGs MADE	15	at Oakland (11/19/13)
	9	ST. FRANCIS BROOKLYN (11/29/13)
	9	NORTH FLORIDA (11/08/13)
3 PT FG ATTEMPTS	31	at Oakland (11/19/13)
	24	NORTH FLORIDA (11/08/13)
3 PT FG %	.500 (9-18)	ST. FRANCIS BROOKLYN (11/29/13)
	.484 (15-31)	at Oakland (11/19/13)
ETs MADE	22	MISSOURI (11/30/13)
	19	YALE (11-25-13)
ETs ATTEMPTED	32	MISSOURI (11/30/13)
	28	YALE (11-25-13)
ET%	.867 (13-15)	MIDDLE TENNESSEE (11/15/13)
	.688 (22-32)	MISSOURI (11/30/13)
REBOUNDS	51	at Oakland (11/19/13)
	48	NORTH FLORIDA (11/08/13)
ASSISTS	22	at Oakland (11/19/13)
	16	ST. FRANCIS BROOKLYN (11/29/13)
	16	YALE (11-25-13)
STEALS	17	NORTH FLORIDA (11/08/13)
	13	ST. FRANCIS BROOKLYN (11/29/13)
BLOCKED SHOTS	8	at Oakland (11/19/13)
	7	MIDDLE TENNESSEE (11/15/13)
TURNOVERS	22	RICHMOND (11/10/13)
	19	MIDDLE TENNESSEE (11/15/13)
FOULS	23	at Minnesota (12/05/13)
	21	YALE (11-25-13)

University of Miami High/Low Analysis (as of Dec 12, 2013)
All games

PLAYER EFFICIENCY RATINGS



POINT DISTRIBUTION



Miami has scored 159 points off three-pointers this season, accounting for 27% of all points. The Canes have made 101 free-throws, at 17% of points.

ROSTER BREAKDOWN

NUMERICAL ROSTER

NO.	NAME	POS	HT	CL	HOMETOWN/ HIGH SCHOOL (PREVIOUS SCHOOL)
1	Caprice Dennis	G	5-9	So.	Detroit, Mich. / Pershing HS
3	Jessica Thomas	G	5-6	Fr.	Gainesville, Fla. / Buchholz HS
5	Nigia Greene	G	5-10	Fr.	Atlanta, Ga. / St. Francis HS
10	Michelle Woods	G	5-8	Jr.	Naples, Fla. / Community HS
12	Krystal Saunders	G	5-8	Sr.	West Park, Fla. / South Broward HS
13	Tara Schwitter	G	5-4	Sr.	Oradell, N.J. / Immaculate Heart Academy
15	Necole Sterling	F	5-10	Jr.	Los Angeles, Calif. / Stonewall Jackson(Gulf Coast CC)
20	Keyona Hayes	F	6-1	So.	Marietta, Ga. / St. Francis HS
21	Jassany Williams	F	6-2	RJr.	Davie, Fla. / Nova HS (Auburn)
33	Suriya McGuire	G	5-11	Jr.	Minneapolis, Minn. / Roosevelt HS
23	Adrienne Motley	G	5-9	Fr.	Newport News, Va. / Woodside HS
50	Maria Brown	F	6-1	Sr.	Monroe, La. / Ouachita Parish HS

ALPHABETICAL ROSTER

NO.	NAME	POS	HT	CL	HOMETOWN / HIGH SCHOOL (PREVIOUS SCHOOL)
50	Maria Brown	F	6-1	Sr.	Monroe, La. / Ouachita Parish HS
1	Caprice Dennis	G	5-9	So.	Detroit, Mich. / Pershing HS
5	Nigia Greene	G	5-10	Fr.	Atlanta, Ga. / St. Francis HS
20	Keyona Hayes	F	6-1	So.	Marietta, Ga. / Saint Francis HS
33	Suriya McGuire	G	5-11	Jr.	Minneapolis, Minn. / Roosevelt HS
23	Adrienne Motley	G	5-9	Fr.	Newport News, Va. / Woodside HS
12	Krystal Saunders	G	5-8	Sr.	West Park, Fla. / South Broward HS
13	Tara Schwitter	G	5-4	Sr.	Oradell, N.J. / Immaculate Heart Academy
15	Necole Sterling	F	5-10	Jr.	Los Angeles, Calif. / Stonewall Jackson(Gulf Coast CC)
3	Jessica Thomas	G	5-6	Fr.	Gainesville, Fla. / Buchholz HS

RETURNERS

NO.	NAME	POS	HT	CL	HOMETOWN / HIGH SCHOOL (PREVIOUS SCHOOL)
50	Maria Brown	F	6-1	Sr.	Monroe, La. / Ouachita Parish HS
1	Caprice Dennis	G	5-9	So.	Detroit, Mich. / Pershing HS
20	Keyona Hayes	F	6-1	So.	Marietta, Ga. / Saint Francis HS
33	Suriya McGuire	G	5-11	Jr.	Minneapolis, Minn. / Roosevelt HS
12	Krystal Saunders	G	5-8	Sr.	West Park, Fla. / South Broward HS
10	Michelle Woods	G	5-8	Jr.	Naples, Fla. / Community HS

NEWCOMERS

NO.	NAME	POS	HT	CL	HOMETOWN / HIGH SCHOOL (PREVIOUS SCHOOL)
5	Nigia Greene	G	5-10	Fr.	Atlanta, Ga. / St. Francis HS
23	Adrienne Motley	G	5-9	Fr.	Newport News, Va. / Woodside HS
15	Necole Sterling	F	5-10	Jr.	Los Angeles, Calif / Gulf Coast CC
13	Tara Schwitter	G	5-4	Sr.	Oradell, N.J. / Immaculate Heart Academy
3	Jessica Thomas	G	5-6	Fr.	Gainesville, Fla. / Buchholz HS
21	Jassany Williams	F	6-2	RJr.	David, Fla. / Nova HS (Auburn)

BY CLASS

NO.	NAME	POS	HT	CL	HOMETOWN / HIGH SCHOOL (PREVIOUS SCHOOL)
50	Maria Brown	F	6-1	Sr.	Monroe, La. / Ouachita Parish HS
12	Krystal Saunders	G	5-8	Sr.	West Park, Fla. / South Broward HS
13	Tara Schwitter	G	5-4	Sr.	Oradell, N.J. / Immaculate Heart Academy
21	Jassany Williams	F	6-2	RJr.	Davie, Fla. / Nova HS (Auburn)
33	Suriya McGuire	G	5-11	Jr.	Minneapolis, Minn. / Roosevelt HS
15	Necole Sterling	F	5-10	Jr.	Los Angeles, Calif. / Stonewall Jackson HS (Gulf Coast CC)
10	Michelle Woods	G	5-8	Jr.	Naples, Fla. / Community HS
1	Caprice Dennis	G	5-9	So.	Detroit, Mich. / Pershing HS
20	Keyona Hayes	F	6-1	So.	Marietta, Ga. / Saint Francis HS
5	Nigia Greene	G	5-10	Fr.	Atlanta, Ga. / St. Francis HS
23	Adrienne Motley	G	5-9	Fr.	Newport News, Va. / Woodside HS
3	Jessica Thomas	G	5-6	Fr.	Gainesville, Fla. / Buchholz HS

PRONUNCIATION GUIDE

50 Maria Ma - RYE - uh
 33 Suriya sir-RAY-uh
 20 Keyona key-AH-nuh

Coaches

Meier Meyer
 Carolyn Kieger CARE-oh-lynn
 KEY-grr

PLAYER SPOTLIGHTS



1 • CAPRICE DENNIS • SO • G

YEAR	GP-GS	PPG	RPG	MIN
2013	5-4	19.6	2.2	27.6



3 • JESSICA THOMAS • FR • G

YEAR	GP-GS	PPG	RPG	MIN
2013	8-0	8.6	2.6	21.5



5 • NIGIA GREENE • FR • G

YEAR	GP-GS	PPG	RPG	MIN
2013	0-0	0.0	0.0	0.0



10 • MICHELLE WOODS • JR • G

YEAR	GP-GS	PPG	RPG	MIN
2013	0-0	0.0	0.0	0.0



12 • KRystal SAUNDERS • SR • G

YEAR	GP-GS	PPG	RPG	MIN
2013	8-8	8.3	2.8	29.6



13 • TARA SCHWITTER • SR • G

YEAR	GP-GS	PPG	RPG	MIN
2013	1-0	1.0	0.0	3.0



15 • NICOLE STERLING • JR • F

YEAR	GP-GS	PPG	RPG	MIN
2013	7-2	5.6	3.9	20.0



20 • KEYONA HAYES • SO • F

YEAR	GP-GS	PPG	RPG	MIN
2013	8-5	11.8	5.9	23.5



21 • JASSANY WILLIAMS • JR • F

YEAR	GP-GS	PPG	RPG	MIN
2013	8-2	7.1	6.3	20.6



23 • ADRIENNE MOTLEY • FR • G

YEAR	GP-GS	PPG	RPG	MIN
2013	8-8	5.8	3.6	25.4



33 • SURIYA MCGUIRE • JR • G

YEAR	GP-GS	PPG	RPG	MIN
2013	8-5	10.4	4.8	24.9



50 • MARIA BROWN • SR • F

YEAR	GP-GS	PPG	RPG	MIN
2013	8-6	3.4	5.0	19.4

AP TOP 25

Five of Miami's 2013-14 opponents appear in this week's AP's Top 25. Hurricanes' opponents appear in bold.

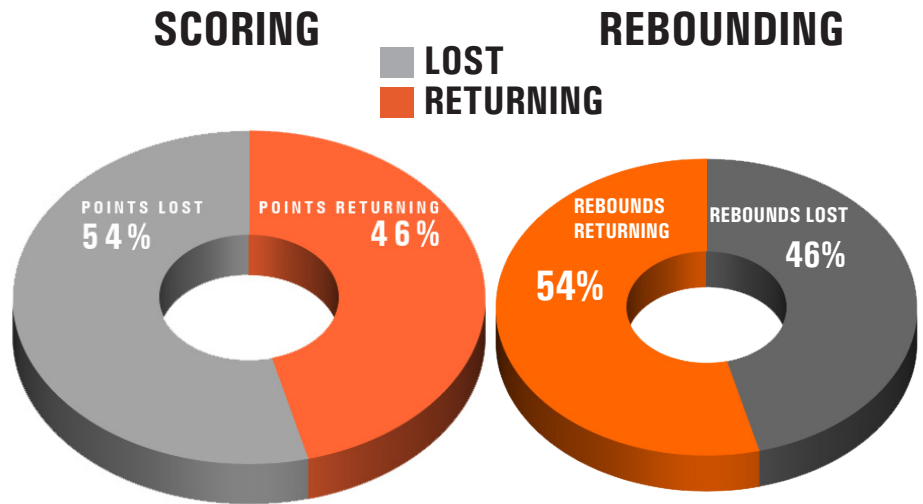
1	Connecticut (36)	10-0
2	Duke	10-0
3	Tennessee	9-0
4	Notre Dame	9-0
5	Kentucky	9-0
6	Stanford	9-0
7	Louisville	9-1
8	Maryland	8-1
9	Baylor	7-1
10	South Carolina	9-0
11	Colorado	9-0
12	Penn State	7-1
13	LSU	6-1
14	Oklahoma State	6-0
15	North Carolina	7-2
16	Georgia	8-0
17	Iowa State	8-0
18	Purdue	6-2
19	Nebraska	7-2
20	Oklahoma	6-3
21	Iowa	10-1
22	California	7-2
23	Gonzaga	6-1
24	Texas A&M	6-2
25	Syracuse	8-1

ACC PRESEASON POLLS

The Hurricanes were picked 9th by both the Blue Ribbon Panel and the conference's 15 head coaches

1. Duke	1. Duke
2. Notre Dame	2. Notre Dame
3. Maryland	3. Maryland
4. North Carolina	4. North Carolina
T5. Georgia Tech	5. Georgia Tech
T5. Florida State	6. Florida State
7. Syracuse	7. Syracuse
8. Virginia	8. Virginia
9. Miami	9. Miami
10. NC State	10. NC State
11. Boston College	11. Boston College
12. Wake Forest	12. Wake Forest
13. Virginia Tech	13. Virginia Tech
14. Clemson	14. Clemson
15. Pittsburgh	15. Pittsburgh

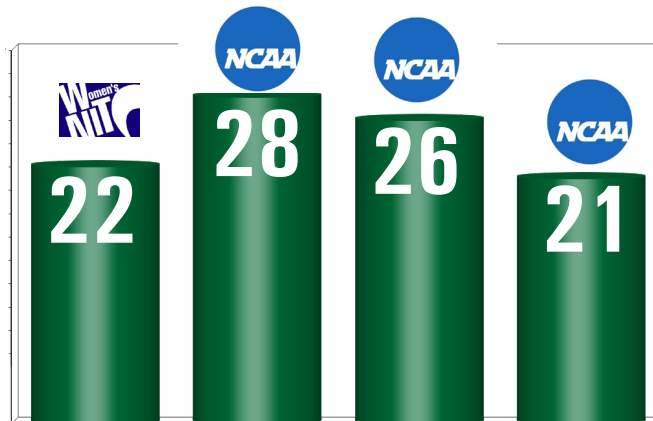
POINTS / REBOUNDS RETURNING



4 STRAIGHT 20 WIN SEASONS

Miami has played in the postseason in four consecutive years with the most recent three in the NCAA tournament. In each of those seasons, Miami posted 20+ wins.

In 2013-14 Miami will aim to reach its fourth consecutive NCAA tournament and 5th straight 20-win season--something that hasn't been done since the span of 1988-89 through 1992-93.



MEIER LEADS USA TO GOLD MEDAL



Coach Meier spent her July leading the USA U19 team to a gold medal at the FIBA World Championships in Lithuania.

In the summer of 2012, Meier led many of the same players to a gold medal at the U18 games.

COMBINED OVERALL STATISTICS

#	Player	gp-gs	min	avg	Total		3-Point		F-Throw		Rebounds					pts	avg								
					fg-fga	fg%	3fg-fga	3fg%	ft-fta	ft%	off	def	tot	avg	pf			dq	a	to	blk	stl			
01	Caprice Dennis	5-4	138	27.6	34-74	.459	14-30	.467	16-25	.640	1	10	11	2.2	12	0	6	8	0	7	98	19.6			
20	Keyona Hayes	8-5	188	23.5	39-73	.534	1-4	.250	15-28	.536	14	33	47	5.9	19	1	8	16	6	13	94	11.8			
33	Suriya McGuire	8-5	199	24.9	33-70	.471	1-6	.167	16-28	.571	16	22	38	4.8	18	0	17	21	8	15	83	10.4			
03	Jessica Thomas	8-0	172	21.5	22-49	.449	13-32	.406	12-21	.571	3	18	21	2.6	14	0	16	17	0	10	69	8.6			
12	Krystal Saunders	8-8	237	29.6	20-59	.339	17-43	.395	9-11	.818	6	16	22	2.8	21	1	17	11	0	5	66	8.3			
21	Jassany Williams	8-2	165	20.6	21-43	.488	0-0	.000	15-22	.682	12	38	50	6.3	14	0	6	7	17	2	57	7.1			
23	Adrienne Motley	8-8	203	25.4	17-59	.288	1-16	.063	11-17	.647	12	17	29	3.6	11	0	20	14	3	9	46	5.8			
15	Necole Sterling	7-2	140	20.0	16-50	.320	6-20	.300	1-3	.333	7	20	27	3.9	15	0	14	16	0	3	39	5.6			
50	Maria Brown	8-6	155	19.4	11-34	.324	0-0	.000	5-7	.714	13	27	40	5.0	23	1	6	11	9	9	27	3.4			
13	Tara Schwitter	1-0	3	3.0	0-1	.000	0-1	.000	1-2	.500	0	0	0	0.0	0	0	0	0	0	3	1	1.0			
Team											24	26	50												1
Total.....		8	1600		213-512	.416	53-152	.349	101-164	.616	108	227	335	41.9	147	3	110	122	43	76	580	72.5			
Opponents.....		8	1600		170-485	.351	59-195	.303	92-138	.667	114	224	338	42.2	159	-	106	148	15	42	491	61.4			

TEAM STATISTICS

	UM	OPP	Date	Opponent	Score	Att.
SCORING	580	491	11/08/13	NORTH FLORIDA	w 79-39	703
Points per game	72.5	61.4	11/10/13	RICHMOND	L 50-57	397
Scoring margin	+11.1	-	11/15/13	MIDDLE TENNESSEE	L 55-61	850
FIELD GOALS-ATT	213-512	170-485	11/19/13	at Oakland	w 86-68	467
Field goal pct	.416	.351	11-25-13	YALE	w 91-67	549
3 POINT FG-ATT	53-152	59-195	11/29/13	ST. FRANCIS BROOKLYN	w 78-57	620
3-point FG pct	.349	.303	11/30/13	MISSOURI	w 74-68	862
3-pt FG made per game	6.6	7.4	12/05/13	at Minnesota	L 67-74	2158
FREE THROWS-ATT	101-164	92-138	* - Conference game			
Free throw pct	.616	.667				
F-Throws made per game	12.6	11.5				
REBOUNDS	335	338				
Rebounds per game	41.9	42.2				
Rebounding margin	-0.4	-				
ASSISTS	110	106				
Assists per game	13.8	13.3				
TURNOVERS	122	148				
Turnovers per game	15.3	18.5				
Turnover margin	+3.3	-				
Assist/turnover ratio	0.9	0.7				
STEALS	76	42				
Steals per game	9.5	5.3				
BLOCKS	43	15				
Blocks per game	5.4	1.9				
ATTENDANCE	3981	2625				

POINTS-ASSISTS-REBOUNDS

Opponent	Date	Score	01	03	12	13	15	20	21
			DENNIS,CAP	THOMAS,JES	SAUNDERS,K	SCHWITTER,	STERLING,N	HAYES,KEYO	WILLIAMS,J
NORTH FLORIDA	11/08/13	79-39 w	DNP	13-2-2	16-4-2	DNP	3-7-1	13-9-2	8-7-0
RICHMOND	11/10/13	50-57 L	DNP	10-4-1	5-5-2	DNP	14-4-2	2-6-0	4-7-0
MIDDLE TENNESSEE	11/15/13	55-61 L	DNP	11-4-2	2-2-1	DNP	9-2-2	12-1-0	9-16-1
at Oakland	11/19/13	86-68 w	14-2-0	15-5-6	12-2-4	DNP	6-9-4	15-5-2	9-9-0
YALE	11-25-13	91-67 w	26-1-3	10-2-3	2-1-1	DNP	5-2-1	17-7-0	12-4-2
ST. FRANCIS BROOKLYN	11/29/13	78-57 w	23-4-3	7-2-2	13-6-5	1-0-0	0-1-1	15-5-0	0-1-0
MISSOURI	11/30/13	74-68 w	23-2-0	3-1-0	7-2-1	DNP	DNP	0-8-2	4-3-0
at Minnesota	12/05/13	67-74 L	12-2-0	0-1-0	9-0-1	DNP	2-2-3	20-6-2	11-3-3

CATEGORY LEADERS

Points	G	Pts	Pts/G
Caprice Dennis	5	98	19.6
Keyona Hayes	8	94	11.8
Suriya McGuire	8	83	10.4
Jessica Thomas	8	69	8.6
Krystal Saunders	8	66	8.3
Jassany Williams	8	57	7.1
Adrienne Motley	8	46	5.8
Necole Sterling	7	39	5.6
Maria Brown	8	27	3.4
Tara Schwitter	1	1	1.0

FG Percentage	FG	Att	Pct
Keyona Hayes	39	73	.534
Jassany Williams	21	43	.488
Suriya McGuire	33	70	.471
Caprice Dennis	34	74	.459
Jessica Thomas	22	49	.449
Krystal Saunders	20	59	.339
Maria Brown	11	34	.324
Necole Sterling	16	50	.320
Adrienne Motley	17	59	.288
Tara Schwitter	0	1	.000

3-Point Percentage	3FG	Att	Pct
Caprice Dennis	14	30	.467
Jessica Thomas	13	32	.406
Krystal Saunders	17	43	.395
Necole Sterling	6	20	.300
Keyona Hayes	1	4	.250
Suriya McGuire	1	6	.167
Adrienne Motley	1	16	.063
Tara Schwitter	0	1	.000

Free Throw Percent	FG	Att	Pct
Krystal Saunders	9	11	.818
Maria Brown	5	7	.714
Jassany Williams	15	22	.682
Adrienne Motley	11	17	.647
Caprice Dennis	16	25	.640
Suriya McGuire	16	28	.571
Jessica Thomas	12	21	.571
Keyona Hayes	15	28	.536
Tara Schwitter	1	2	.500
Necole Sterling	1	3	.333

Scoring Average	G	Pts	Avg/G
Caprice Dennis	5	98	19.6
Keyona Hayes	8	94	11.8
Suriya McGuire	8	83	10.4
Jessica Thomas	8	69	8.6
Krystal Saunders	8	66	8.3
Jassany Williams	8	57	7.1
Adrienne Motley	8	46	5.8
Necole Sterling	7	39	5.6
Maria Brown	8	27	3.4
Tara Schwitter	1	1	1.0

Field Goal Attempts	G	Att	Att/G
Caprice Dennis	5	74	14.8
Keyona Hayes	8	73	9.1
Suriya McGuire	8	70	8.8
Adrienne Motley	8	59	7.4
Krystal Saunders	8	59	7.4

Field Goals Made	G	Made	Made/G
Keyona Hayes	8	39	4.9
Caprice Dennis	5	34	6.8
Suriya McGuire	8	33	4.1
Jessica Thomas	8	22	2.8
Jassany Williams	8	21	2.6

3-Point FG Attempts	G	Att	Att/G
Krystal Saunders	8	43	5.4
Jessica Thomas	8	32	4.0
Caprice Dennis	5	30	6.0
Necole Sterling	7	20	2.9
Adrienne Motley	8	16	2.0

3-Point FG Made	G	Made	Made/G
Krystal Saunders	8	17	2.1
Caprice Dennis	5	14	2.8
Jessica Thomas	8	13	1.6
Necole Sterling	7	6	0.9
Keyona Hayes	8	1	0.1
Adrienne Motley	8	1	0.1
Suriya McGuire	8	1	0.1

Free Throw Attempts	G	Att	Att/G
Suriya McGuire	8	28	3.5
Keyona Hayes	8	28	3.5
Caprice Dennis	5	25	5.0
Jassany Williams	8	22	2.8
Jessica Thomas	8	21	2.6

Free Throws Made	G	Made	Made/G
Suriya McGuire	8	16	2.0
Caprice Dennis	5	16	3.2
Jassany Williams	8	15	1.9
Keyona Hayes	8	15	1.9
Jessica Thomas	8	12	1.5



THE KATIE MEIER FILE

Ninth Season | Duke, 1990

Hometown: Wheaton, Ill. | Head Coach: Charlotte, 2001-05 | Miami, 2005-present

MEIER'S CAREER

Assistant	Tulane
1994-99	UNC Asheville
Associate Head Coach	
1999-2001	Tulane
Head Coach	
2005-pres.	Miami
2001-05	Charlotte

EDUCATION

Wheaton High School, 1985
 Duke University, 1990
 M.A. English (Teaching English)
 Duke University, 1989
 B.A. English (Literature)

NCAA APPEARANCES

2003 - Charlotte
 2011 - Miami
 2012 - Miami
 2013 - Miami

WNIT APPEARANCES

2004 - Charlotte
 2005 - Charlotte
 2006 - Miami
 2010 - Miami

PLAYING CAREER

Wheaton High School, 1981-85
 Duke University, 1985-90
 BBC Mini-Flat Waregem (Belgium), 1990-93

MISCELLANEOUS

ACC Rookie of the Year, 1986
 GTE Academic All-American, 1988
 First Team All-ACC, 1990
 Kodak/WBCA District All-American, 1990
 Duke Hall of Honor Inductee, 2002
 ACC Tournament Legend, 2006
 ACC Coach of the Year, 2011
 AP National Coach of the Year, 2011

PERSONAL

Hometown: Wheaton, Ill.

Katie Meier enters her ninth season as the head coach of the Hurricanes' women's basketball program in 2012-13. A well-known and respected figure in women's basketball, Meier has worked tirelessly to put her mark on Miami's program and to build a winning tradition.

All of her hard work was rewarded after the 2010-11 season when she was named the Associated Press National Coach of the Year - sharing the award with Connecticut's Geno Auriemma and Stanford's Tara VanDerveer.

Meier led the Hurricanes into the NCAA tournament for the first time since 2004 and its win over Gardner-Webb in the first round was the first tournament win for the 'Canes since 1993. Miami entered the 2010-11 season with high internal expectations, but was picked eighth in the Preseason ACC Poll and coming off a season in which it was the No. 12 seed in the ACC Tournament.

However, the Hurricanes exceeded all of the outside expectations and, at one point, won 17 straight games. They were a perfect 20-0 inside the BankUnited Center and finished 12-2 in ACC play - earning their first regular season conference title since joining the league in 2004. As a reward, Meier was named the ACC Coach of the Year and later would be selected as the WBCA/RUSSELL ATHLETIC Region 2 Coach of the Year, as voted on by her peers.

Meier continued that success into the 2011-12 season, a year in which the Canes accomplished many firsts for the program.

Miami defeated Maryland - the eventual ACC Tournament champ - twice during the regular season, the first when they were ranked No. 5 in the nation. It was the first time in program history that the Hurricanes had defeated a Top 5 team. Later in the year, UM ascended to its highest ranking ever, also at No. 5.

The Hurricanes have proved to be formidable on the court inside the BankUnited Center, as the 2011-12 season saw Miami go undefeated at home for the second consecutive season. Their 16-0 mark on the year pushed the Canes record home win streak to 40 consecutive games. Only Stanford ended the season with a longer active streak.

For her dedication to the University of Miami and the athletic department, Meier was signed to a two-year contract extension, securing the Wheaton, Ill., native through the 2017-18 season.

A New Era

Hired April 19, 2005, Meier was appointed by then Miami AD Paul Dee in front of national and local media, fans, alumni and support staff, signifying the beginning of a new era.

Following an unprecedented career as one of the greatest athletes to ever play in the Atlantic Coast Conference, Meier quickly established herself in the coaching ranks. Following an impressive four-year tenure as the head coach at Charlotte where she helped bring the 49er program into national prominence, Meier made it clear that her goal was to make Miami one of the premier women's basketball programs in the country.

Creating a Winning Program

In her first season, Meier wasted little time in making the first steps towards those goals. After receiving little attention in the ACC preseason polls, the Hurricanes posted an impressive overall record of 17-13. Fighting through a conference that would send nine teams to the postseason, including three to the NCAA Final Four. Miami finished with a sixth-place, 6-8 record in ACC play en route to earning a berth into the second round of the 2006 Women's National Invitation Tournament.

Throughout the season Miami posted wins over ranked teams such as Mississippi (No. 25), Boston College (No. 21) and Virginia Tech (No. 25) and nearly knocked off then-No. 1 Duke in double-overtime. The Hurricanes also recorded wins over two eventual conference champions in Hartford (America East) and Oakland (Mid-Continent). Under her direction, standout Tamara James produced one of the greatest seasons ever seen by a UM player in 2005-06 becoming the Miami's all-time leading scorer and selected as the No. 8 overall pick in the 2006 WNBA Draft by the Washington Mystics.

In Meier's second season in 2006-07, the Hurricanes got off to a strong start, winning seven of their first eight games--including a 79-70 win over Indiana to claim the UM Thanksgiving Tournament title. On Dec. 1, Meier picked up her 100th career victory as the Hurricanes defeated Jackson State, 77-50. However, with only eight healthy players to call upon by the start of the ACC schedule, Miami faced challenge after challenge competing in a league that ranked among the top-three strongest women's basketball conferences nationally and produced two of the NCAA Tournament's four No. 1 seeds in 2006-07.

MEIER'S CAREER RECORDS

School	Years	Overall	Conference
Charlotte	2001-05	76-45	36-20
Miami	2005-pres.	152-109	53-65
Overall	12	228-154	89-85

Renee Taylor emerged as the ACC's leading scorer--upholding Miami's streak of producing the league's leading scorer in all three years it had been a member. The All-ACC Second Team selection set school records in single-game scoring with 42 points at Houston and becoming the 19th Hurricane to score at least 1,000 points--and just the sixth to do so in her first two seasons. In addition, transfer Maurita Reid emerged as a defensive threat, tying the school record with 10 steals versus Wake Forest and finishing among the ACC's leaders and NCAA's top 10 in steals per game.

The 2007-08 season, Meier's third with the Hurricanes, saw Maurita Reid continue her rise among the ACC elite. The senior was nothing short of impressive shooting beyond the arc and picking opponent's pockets. She hit four or more three-pointers on 10 different occasions and finished the season with 110 steals, good for second in the conference and fifth in the NCAA. The Queens, N.Y. native led the team in points (15.3 ppg) and rebounding (5.6 rpg) and was also named to the ACC All-Defensive Team.



MARIA BROWN

Senior | Forward | 6-1

Monroe, La. | Ouachita Parish

#50

Brown Season / Career Highs

Points

Season: 9, vs. Missouri 11/30/13

Career: 10, vs. FAU 11/23/12

Rebounds

Season: 8, vs. Missouri 11/30/13

Career: 9, vs. Radford 11/24/12

Assists

Season: 3, vs Yale 11/25/13

Career: 3, vs Yale 11/25/13

Steals

Season: 3, at Oakland 11/19/13

Career: 3*, at Oakland 11/19/13

Blocked Shots

Season: 4, vs MTSU 11/15/13

Career: 4, vs MTSU 11/15/13

Field Goals

Season: 3, vs Missouri 11/30/13

Career: 4*, vs. FAU 11/23/12

Field Goal Attempts

Season: 8*, vs Missouri 11/30/13

Career: 10, vs. Radford 11/24/12

Free Throws

Season: 1, vs Yale 11/25/13

Career: 5, vs. UAB 11/22/10

Free Throw Attempts

Season: 3, vs Missouri 11/30/13

Career: 6*, vs. Virginia Tech 1/23/12

3-Point Field Goals

Season: --

3-Point Field Goal Attempts

Season: --

Career: 1*, vs. Duke 2/28/13

Minutes

Season: 23*, vs Missouri 11/30/13

Career: 27, vs. Penn State 11/29/12

*Recorded more than once with most recent listed

As a Junior (2012-13): Scored six points and grabbed five rebounds vs. Virginia Tech (2/3)... Pulled down six rebounds in win over No. 6 Penn State (11/29)... In first career start, scored eight points, grabbed a career-high nine rebounds and dished out career-high tying two assists vs. Radford (11/24)... Scored a career-best 10 points vs. FAU (11/23).

As a Sophomore (2011-12): Tied game-high with six rebounds vs. Boston College (2/26)... Scored six points and pulled down six boards at Boston College (1/29)... Grabbed career-best seven rebounds at North Carolina (1/2)... Scored seven points and had three rebounds and two steals vs. Holy Cross (12/28)... Scored seven points with four rebounds versus USF (11/24)... Grabbed four boards and scored four points vs. Prairie View A&M (11/17)... Was great off the bench at No. 3 Tennessee (11/15), hitting 4-of-5 shots for eight points.

As a Freshman (2010-11): Appeared in all 33 games of 2010-11 season... Scored career-high nine points and four field goals at Ole Miss (12/21)... Grabbed career-best six rebounds against UC Riverside (12/18) and George Washington (12/28)... Recorded career-best three steals vs. Alcorn State (12/11)... Led team in blocked shots in nine games during 2010-11 season.

High School: Rated as 28th best player at position nationally by HoopGurlz.com... Averaged 13 points and nine rebounds per game as junior... Received all-state recognition after sophomore and junior seasons... During career helped Lady Lions achieve No. 1 ranking in state in class 5A.

2010-11			
Opposition	P	R	A
KENNESAW STATE	0	4	0
at Nebraska	0	1	0
MIAMI (OH)	4	3	1
UAB	5	1	1
FLORIDA ATLANTIC	7	4	0
UNC GREENSBORO	3	4	0
SOUTHERN	5	3	1
CAL STATE BAKERSFIELD	3	1	
GEORGETOWN	3	4	1
ALCORN STATE	8	3	0
UC RIVERSIDE	7	6	1
at Ole Miss	9	3	1
GEORGE WASHINGTON	6	6	1
MORGAN STATE	6	3	1
LIPSCOMB	2	5	0
at Virginia	0	2	0
at Virginia Tech	0	1	0
CLEMSON	2	5	0
BOSTON COLLEGE	0	0	1
at Florida State	1	1	1
NC STATE	4	1	0
GEORGIA TECH	2	0	0
at Duke	0	1	1
MARYLAND	1	0	0
at North Carolina	0	1	1
at Boston College	2	0	0
WAKE FOREST	4	3	0
FLORIDA STATE	1	1	1
at Georgia Tech	0	1	0
vs. NC State	2	4	0
vs. North Carolina	0	1	0
vs. Gardner-Webb	0	0	0
vs. Oklahoma	0	0	0

2011-12			
Opposition	P	R	A
TEXAS-PAN AMERICAN	2	4	2
at Tennessee	8	3	0
PRAIRIE VIEW A&M	4	4	2
at AK.-Anchorage	5	2	0
vs. USF	7	4	0
LONGWOOD	2	3	0
at Michigan State	2	3	0
RUTGERS	2	2	0
OLE MISS	4	3	1
LA-MONROE	2	2	1
at Georgetown	2	5	1
HOLY CROSS	7	3	0
VCU	2	3	0
at North Carolina	0	7	0
NC STATE	4	2	1
at Georgia Tech	0	4	0
MARYLAND	0	3	0
at Florida State	0	2	0
at Virginia	0	1	0
VIRGINIA TECH	6	2	2
WAKE FOREST	2	3	0
at Boston College	6	6	0
CLEMSON	6	1	1
NORTH CAROLINA	0	4	1
at Maryland	0	1	1
at NC State	0	1	0
FLORIDA STATE	4	2	1
at Duke	0	1	0
BOSTON COLLEGE	2	6	0
vs. Wake Forest	0	0	0
vs. Idaho State	0	2	0
at Gonzaga	0	4	0

2012-13			
Opposition	P	R	A
UNF	2	2	2
Richmond	4	0	0
Tennessee	4	8	1
FAU	10	2	1
Radford	8	9	2
Penn State	2	6	1
Alcorn State	2	3	0
Davidson	0	2	1
Rutgers	0	1	0
NC State	0	4	1
Central Conn. St.	0	0	1
Wisconsin	2	6	1
Clemson	2	5	2
Virginia	2	4	0
Maryland	3	1	1
Florida State	4	3	1
Georgia Tech	0	0	0
Virginia	2	3	0
Wake Forest	2	3	1
North Carolina	2	1	0
Duke	0	0	0
Virginia Tech	6	5	0
Clemson	0	2	0
Florida State	4	4	0
Boston College	2	4	0
NC State	5	4	0
Georgia Tech	4	2	0
Duke	0	4	2
Virginia Tech	2	5	0
Virginia Tech	4	0	1
Florida State	2	4	1

2013-14			
Opposition	P	R	A
UNF	2	2	0
Richmond	4	5	0
Middle Tennessee	0	3	1
Oakland	4	7	1
Yale	3	5	3
St. Francis	5	4	1
Mizzou	9	8	0
Minnesota	0	6	0
Coppin State	-	-	-
Arizona State	-	-	-
Morgan State	-	-	-
W. Carolina/UNM	-	-	-
Penn	-	-	-
Wake Forest	-	-	-
Florida State	-	-	-
Virginia Tech	-	-	-
Boston College	-	-	-
NC State	-	-	-
Notre Dame	-	-	-
Clemson	-	-	-
Duke	-	-	-
North Carolina	-	-	-
Georgia Tech	-	-	-
Maryland	-	-	-
Florida State	-	-	-
Syracuse	-	-	-
Wake Forest	-	-	-
Virginia	-	-	-
Pittsburgh	-	-	-

CAREER STATISTICS																					
Season	GP	GS	Min.	Avg.	FG	Total FGA	Pct.	3-Point FG	3-Point FGA	Pct.	Free Throws FT	Free Throws FTA	Pct.	Rebounds REB	Avg.	Ast.	TO	Blk	Stl	Pts.	Scoring Avg.
2010-11	33	0	441	13.4	32	75	.427	0	0	.000	24	42	.571	76	2.3	13	36	15	12	88	2.7
2011-12	32	0	416	13.0	33	94	.351	0	2	.000	15	36	.417	93	2.9	13	33	5	15	81	2.5
2012-13	31	3	437	14.1	32	88	.364	0	1	.000	16	18	.889	97	3.1	21	35	9	14	80	2.6
2013-14	8	6	155	19.4	11	34	.324	0	0	.000	5	7	.714	40	5.0	6	11	9	9	27	3.4
TOTAL	104	9	1449	13.9	108	291	.371	0	3	.000	60	103	.583	306	2.9	53	115	38	50	276	2.65



CAPRICE DENNIS

#1

Sophomore | Guard | 5-9

Detroit, Mich. | Pershing

As a Freshman (2012-13): Reached season highs in points (9) and assists (4) vs. Alcorn State... Scored five point to go along with three rebounds and two steals in collegiate debut vs. UNF (11/9).

High School: Four-star prospect according to ESPN HoopGurlz... Ranked as No. 47 overall prospect and the No. 16 guard in country... During senior season, led team to a 15-1 record, averaging 26 points, eight rebounds and eight assists per game... Won multiple awards during 2011-12 season, was named AP Class A Player of the Year by Michigan Chapter of Associated Press and also won Detroit Public School League Miss Basketball Award... Named to All-State Dream Team by Detroit News.

Opposition	2012-13		
	P	R	A
UNF	5	1	3
Richmond	4	1	1
Tennessee	6	0	0
FAU	5	2	1
Radford	3	1	1
Penn State	4	0	0
Alcorn State	9	1	4
Davidson	2	1	0
Rutgers	2	1	0
NC State	0	4	1
Central Conn. St.	0	3	1
Wisconsin	3	3	2
Clemson	5	3	1
Virginia	0	1	2
Maryland	2	1	1
Florida State	0	0	0
Georgia Tech	1	0	0
Virginia	-	-	-
Wake Forest	0	0	0
North Carolina	0	0	0
Duke	0	0	0
Virginia Tech	3	0	1
Clemson	2	0	0
Florida State	5	0	1
Boston College	0	0	0
NC State	0	2	0
Georgia Tech	2	0	1
Duke	-	-	-
Virginia Tech	-	-	-
Virginia Tech	-	-	-
Florida State	-	-	-

Opposition	2013-14		
	P	R	A
UNF	-	-	-
Richmond	-	-	-
Middle Tennessee	-	-	-
Oakland	14	2	0
Yale	26	3	1
St. Francis	23	4	3
Mizzou	23	2	0
Minnesota	12	2	0
Coppin State	-	-	-
Arizona State	-	-	-
Morgan State	-	-	-
W. Carolina/UNM	-	-	-
Penn	-	-	-
Wake Forest	-	-	-
Florida State	-	-	-
Virginia Tech	-	-	-
Boston College	-	-	-
NC State	-	-	-
Notre Dame	-	-	-
Clemson	-	-	-
Duke	-	-	-
North Carolina	-	-	-
Georgia Tech	-	-	-
Maryland	-	-	-
Florida State	-	-	-
Syracuse	-	-	-
Wake Forest	-	-	-
Virginia	-	-	-
Pittsburgh	-	-	-

Dennis Season / Career Highs

Points	Season: 26, vs. Yale 11/25/13
	Career: 26, vs. Yale 11/25/13
Rebounds	Season: 2, vs Oakland 11/19/13
	Career: 4, vs NC State 12/20/12
Assists	Season: 3, vs Yale 11/25/13
	Career: 4, vs. Alcorn State 12/3/12
Steals	Season: 3, vs Missouri 11/30/13
	Career: 3*, vs Missouri 11/30/13
Blocked Shots	Season:
	Career: 1*, vs. Wisconsin 12/29/12
Field Goals	Season: 9*, vs Missouri 11/30/13
	Career: 9*, vs Missouri 11/30/13
Field Goal Attempts	Season: 16*, vs Missouri 11/30/13
	Career: 16*, vs Missouri 11/30/13
Free Throws	Season: 7, vs Yale 11/25/13
	Career: 7, vs Yale 11/25/13
Free Throw Attempts	Season: 8, vs Yale 11/25/13
	Career: 8, vs Yale 11/25/13
3-Point Field Goals	Season: 4, at Oakland, 11/19/13
	Career: 4, at Oakland, 11/19/13
3-Point Field Goal Attempts	Season: 10, at Oakland, 11/19/13
	Career: 10, at Oakland 11/19/13
Minutes	Season: 32, vs. Yale 11/25/13
	Career: 32, vs Yale 11/25/13

*Recorded more than once with most recent

CAREER STATISTICS

Season	GP	GS	Min.	Avg.	Total			3-Point			Free Throws			Rebounds				Blk			Stl			Pts.		Scoring
					FG	FGA	Pct.	FG	FGA	Pct.	FT	FTA	Pct.	REB	Avg.	Ast.	TO	Blk	Stl	Pts.	Avg.					
2012-13	26	0	360	13.8	23	97	.237	10	54	.185	7	12	.583	25	1.0	21	20	2	19	63	2.4					
2013-14	5	4	138	27.6	34	74	.459	14	30	.467	16	25	.640	11	2.2	6	8	0	7	98	19.6					
CAREER	31	4	498	16.1	57	171	.333	24	84	.286	23	37	.622	36	1.2	27	28	2	26	161	5.19					



NIGIA GREENE

Freshman | Guard | 5-10

#5

Atlanta, Ga. | St. Francis HS

High School: Graduated from Saint Francis HS in 2013...Played for head coach Aisha Kennedy ... Was ranked No. 41 overall in nation and eighth at position according to ESPN HoopGurlz ... Averaged 18 points per game while leading St. Francis to a 25-6 record ... Played for Peak Performance National ... Named to North Fulton All-Metro Honorable Mention ... As a sophomore was named Georgia All-State Class A Second Team.

Personal: Full name is Nigia Greene ... Goes by Gia ... Born on Oct. 5, 1994, in Chesapeake, Va. ... Majoring in computer science ... Hobbies include shopping and listening to music ... Daughter of Shikena Greene.



KEYONA HAYES

Sophomore | Forward | 6-1

Marietta, Ga. | Saint Francis

#20

Hayes Season / Career Highs

Points
 Season: 20, at Minnesota 12/5/13
 Career: 20, at Minnesota 12/5/13

Rebounds
 Season: 9, vs UNF 11/8/13
 Career: 15, vs. Central Conn. St. 12/28/12

Assists
 Season: 2*, at Minnesota 12/5/13
 Career: 2*, at Minnesota 12/5/13

Steals
 Season: 3*, at Minnesota 12/5/13
 Career: 3, at Minnesota 12/5/13

Blocked Shots
 Season: 2*, vs Missouri 11/30/13
 Career: 4, vs. Davidson 12/8/12

Field Goals
 Season: 9, at Minnesota 12/5/13
 Career: 9, at Minnesota 12/5/13

Field Goal Attempts
 Season: 16, at Minnesota 12/5/13
 Career: 16, at Minnesota 12/5/13

Free Throws
 Season: 7, vs Yale 11/25/13
 Career: 7, vs Yale 11/25/13

Free Throw Attempts
 Season: 13, vs Yale 11/25/13
 Career: 13, vs Yale 11/25/13

3-Point Field Goals
 Season: 1, at Oakland 11/19/13
 Career: 1, at Oakland 11/19/13

3-Point Field Goal Attempts
 Season: 1*, vs St. Francis 11/29/13
 Career: 1*, vs St. Francis 11/29/13

Minutes
 Season: 32, vs St. Francis 11/29/13
 Career: 32, vs St. Francis 11/29/13

Jan. 11, 2013 ACC Rookie of the Week

As a Freshman (2012-13): Recorded her fifth double-double of the season with 14 points and 11 rebounds at Georgia Tech (2/24)... Pulled down nine rebounds and scored seven points vs. Boston College (2/17)... Netted fourth double-double of season with 12 points and 10 rebounds at Clemson (2/7)... Led Miami with 11 rebounds vs. Virginia Tech (2/3), also scored eight points... Scored seven points at Florida State (1/13)... Named to the UM Holiday All-Tournament Team... Third double-double came with 11 points and 15 rebounds vs. Central Connecticut State (12/28)... Poured in 10 points in ACC opener against NC State (12/20)... Scored 12 points to go with four rebounds and a season-best four block vs. Davidson (12/8)... Pulled down six rebounds in win over No. 6 Penn State (11/29)... Second double-double came vs. FAU, scored new career-high 14 points and grabbed 14 boards (11/23)... Recorded first double-double of collegiate career with 10 points and 11 rebounds at Richmond (11/12)... Scored four points and grabbed two rebounds in collegiate debut vs. UNF (11/9).

High School: Ranked as high as No. 31 overall prospect by Blue Star Basketball... ESPN HoopGurlz ranked as No. 11 forward in nation... Named to 2012 GSWA Class A All-State first team and 2012 Atlanta Journal-Constitution Class A All-State first team averaging 16 points and 6 rebounds as a senior... Averaged 18 points, 12 rebounds, six assists and five blocks per game as junior and 19 points and 13 rebounds as sophomore.

Opposition	2012-13		
	P	R	A
UNF	4	2	0
Richmond	10	11	2
Tennessee	7	6	1
FAU	14	11	0
Radford	10	5	0
Penn State	4	6	0
Alcorn State	3	0	0
Davidson	12	4	0
Rutgers	0	3	1
NC State	10	4	0
Central Conn. St.	11	15	0
Wisconsin	6	9	0
Clemson	5	1	0
Virginia	4	1	0
Maryland	2	3	0
Florida State	7	3	2
Georgia Tech	2	1	0
Virginia	8	5	0
Wake Forest	3	2	0
North Carolina	0	1	0
Duke	2	8	0
Virginia Tech	8	11	0
Clemson	12	10	0
Florida State	8	10	0
Boston College	7	9	1
NC State	4	6	1
Georgia Tech	14	11	1
Duke	2	2	1
Virginia Tech	2	3	0
Virginia Tech	2	1	0

Opposition	2013-14		
	P	R	A
UNF	13	9	2
Richmond	2	6	0
Middle Tennessee	12	1	0
Oakland	15	5	2
Yale	17	7	0
St. Francis	15	5	0
Mizzou/Hartford	0	8	2
Minnesota	20	6	2
Coppin State	-	-	-
Arizona State	-	-	-
Morgan State	-	-	-
W. Carolina/UNM	-	-	-
Penn	-	-	-
Wake Forest	-	-	-
Florida State	-	-	-
Virginia Tech	-	-	-
Boston College	-	-	-
NC State	-	-	-
Notre Dame	-	-	-
Clemson	-	-	-
Duke	-	-	-
North Carolina	-	-	-
Georgia Tech	-	-	-
Maryland	-	-	-
Florida State	-	-	-
Syracuse	-	-	-
Wake Forest	-	-	-
Virginia	-	-	-
Pittsburgh	-	-	-

CAREER STATISTICS				Total		3-Point			Free Throws			Rebounds				Scoring					
Season	GP	GS	Min.	Avg.	FG	FGA	Pct.	FG	FGA	Pct.	FT	FTA	Pct.	REB	Avg.	Ast.	TO	Blk	Stl	Pts.	Avg.
2012-13	31	0	451	14.5	67	154	.435	0	1	.000	40	59	.678	165	5.3	12	41	18	25	174	5.6
2013-14	8	5	188	23.5	39	73	.534	1	4	.250	15	28	.536	47	5.9	8	16	6	13	94	11.8
CAREER	39	5	639	16.4	106	227	.467	1	5	.200	55	87	.632	212	5.4	20	57	24	38	268	6.9



SURIYA MCGUIRE #33

Junior | Guard | 5-11

Minneapolis, Minn. | Roosevelt

McGuire Season / Career Highs

Points
 Season: 16, vs Missouri 11/30/13
 Career: 17, at Wake Forest 1/24/13

Rebounds
 Season: 9, at Minnesota 12/5/13
 Career: 9, at Minnesota 12/5/13

Assists
 Season: 5, at Minnesota 12/5/13
 Career: 6, vs. Louisiana-Monroe 2/16/11

Steals
 Season: 4, vs. UNF 11/8/13
 Career: 5, vs. Alcorn State 12/3/12

Blocked Shots
 Season: 2, vs Missouri 11/30/13
 Career: 3, vs. VCU 12/29/11

Field Goals
 Season: 7, vs UNF 11/8/13
 Career: 7*, vs UNF 11/8/13

Field Goal Attempts
 Season: 12, at Minnesota 12/5/13
 Career: 14, at Maryland 1/10/13

Free Throws
 Season: 8, vs Missouri 11/30/13
 Career: 8, vs Missouri 11/30/13

Free Throw Attempts
 Season: 13, vs Missouri 11/30/13
 Career: 13, vs Missouri 11/30/13

3-Point Field Goals
 Season: 1, at Oakland 11/19/13
 Career: 2, vs. FAU 11/23/12

3-Point Field Goal Attempts
 Season: 2*, at Oakland 11/19/13
 Career: 2*, at Oakland 11/19/13

Minutes
 Season: 35, vs Richmond 11/10/13
 Career: 35, vs. Richmond 11/10/13

*Recorded more than once with most recent listed

As a Sophomore (2012-13): Scored 13 points and pulled down a career-best seven rebounds vs. Florida State (3/8)... Scored 12 points and grabbed four rebounds at Virginia Tech (3/3)... Tied a career-best with six rebounds at NC State (2/21), also added eight points... Scored 12 points and grabbed five rebounds vs. Boston College (2/17)... Scored 10 points vs. Florida State (2/10) to go with five rebounds and four assists... Scored 10 first-half points and had four assists vs. Virginia Tech (2/3)... Scored a new career best of 17 points at Wake Forest (1/24), for the second time this season, made game-winning basket in final seconds... Scored 11 points, including reaching a career-best with five made free throws vs. Georgia Tech (1/17), added team-best four assists and four rebounds... Matched a career-high 13 points at No. 10 Maryland (1/10), also added five rebounds... Grabbed a career-best six rebounds vs. Wisconsin (12/29)... Poured in a new career-best 13 points to go with five steals vs. Alcorn State (12/3)... Scored eight points, including the game-winner on a layup against No. 6 Penn State (11/29)... Matched a career-best with five rebounds vs. Radford, also scored eight points (11/24)... Dished out five assists and scored four points to go with three steals vs. UNF (11/9).

2011-12				
Opposition	P	R	A	
TEXAS-PAN AMERICAN	4	5	2	
at Tennessee	4	0	0	
PRAIRIE VIEW A&M	9	0	0	
at AK-Anchorage	0	0	2	
vs. USF	7	5	0	
LONGWOOD	5	4	1	
at Michigan State	2	2	2	
RUTGERS	0	0	0	
OLE MISS	4	1	1	
LA-MONROE	1	4	6	
at Georgetown	3	3	0	
HOLY CROSS	6	2	0	
VCU	10	3	0	
at North Carolina	5	3	1	
NC STATE	1	0	1	
at Georgia Tech	0	1	1	
MARYLAND	0	0	0	
at Florida State	0	0	0	
at Virginia	0	1	0	
VIRGINIA TECH	0	0	1	
WAKE FOREST	0	0	1	
at Boston College	9	2	1	
CLEMSON	4	4	0	
NORTH CAROLINA	0	2	0	
at Maryland	-	-	-	
at NC State	6	0	0	
FLORIDA STATE	2	2	1	
at Duke	0	3	1	
BOSTON COLLEGE	3	1	1	
vs. Wake Forest	0	2	0	
vs. Idaho State	9	1	0	
at Gonzaga	6	2	1	

2012-13				
Opposition	P	R	A	
UNF	4	4	5	
Richmond	6	1	1	
Tennessee	2	5	1	
FAU	6	4	4	
Radford	8	5	1	
Penn State	8	1	2	
Alcorn State	13	0	1	
Davidson	5	2	1	
Rutgers	2	3	1	
NC State	5	4	3	
Central Conn. St.	5	4	2	
Wisconsin	2	6	2	
Clemson	5	4	3	
Virginia	9	4	2	
Maryland	13	5	1	
Florida State	4	1	4	
Georgia Tech	11	4	4	
Virginia	6	5	3	
Wake Forest	17	2	2	
North Carolina	8	3	2	
Duke	3	1	1	
Virginia Tech	10	3	4	
Clemson	4	2	4	
Florida State	10	5	4	
Boston College	12	4	2	
NC State	8	6	1	
Georgia Tech	4	4	2	
Duke	7	3	3	
Virginia Tech	12	4	2	
Virginia Tech	0	4	0	
Florida State	13	7	1	

2013-14				
Opposition	P	R	A	
UNF	15	0	0	
Richmond	11	5	4	
Middle Tennessee	10	3	0	
Oakland	3	3	3	
Yale	12	4	1	
St. Francis	5	3	2	
Mizzou/Hartford	16	8	3	
Minnesota	11	9	5	
Coppin State	-	-	-	
Arizona State	-	-	-	
Morgan State	-	-	-	
W. Carolina/UNM	-	-	-	
Penn	-	-	-	
Wake Forest	-	-	-	
Florida State	-	-	-	
Virginia Tech	-	-	-	
Boston College	-	-	-	
NC State	-	-	-	
Notre Dame	-	-	-	
Clemson	-	-	-	
Duke	-	-	-	
North Carolina	-	-	-	
Georgia Tech	-	-	-	
Maryland	-	-	-	
Florida State	-	-	-	
Syracuse	-	-	-	
Wake Forest	-	-	-	
Virginia	-	-	-	
Pittsburgh	-	-	-	

As a Freshman (2011-12): Scored nine points at Boston College (1/29)... In just 11 minutes, scored season-best 10 points, to go with three rebounds and three blocks (12/29)... Scored six points with two boards vs. Holy Cross (12/28)... Dished out six assists to go with four rebounds vs. ULM (12/16)... Had four steals in just 11 minutes vs. Ole Miss (12/10)... Recorded career-first block vs. Longwood (11/27), while scoring five points and pulling down four rebounds... Had seven points with five rebounds vs. USF (11/24)... Scored nine points to go with four steals in 13 minutes vs. Prairie View A&M... Was defensive catalyst for Canes at No. 3 Tennessee (11/15), recording pair of steals to go with four points... Scored four points, grabbed five boards and handed out pair of assists in collegiate debut, win over Texas-Pan American (11/11).

High School: Was ranked as No. 7 overall player in nation by Collegiate Girls Basketball Report and fifth-best point guard by hoopgurlz.com... Scored 13 points per game season ago and was one of five players to be named to Nike Nationals All-Tournament Team while playing for North Tartan AAU squad.

CAREER STATISTICS																					
Season	GP	GS	Min.	Avg.	FG	Total FGA	Pct.	3-Point FG	3-Point FGA	Pct.	FT	Free Throws FTA	Pct.	Rebounds REB	Avg.	Ast.	TO	Blk	Stl	Pts.	Scoring Avg.
2011-12	31	10	321	10.4	39	92	.424	3	8	.375	19	32	.594	53	1.7	24	43	11	26	100	3.2
2012-13	31	20	744	24.0	89	239	.372	5	27	.185	39	70	.557	110	3.5	69	78	21	43	222	7.2
2013-14	8	5	199	24.9	33	70	.471	1	6	.167	16	28	.571	38	4.8	17	21	8	15	83	10.4
TOTAL	70	35	1264	18.1	161	401	.401	9	41	.220	74	129	.574	201	2.9	110	142	40	84	405	5.8



ADRIENNE MOTLEY

Freshman | Guard | 5-9

#23

Newport News, Va. | Woodside HS

High School: Graduated from Woodside HS in 2013 where she played for Coach Mike Tallon ... TCIS Player of the Year ... Named TCIS first-team All-Conference ... Named 2011, 2012, and 2013 Peninsula District Player of the Year ... 2012 and 2013 Gatorade Player of the Year Finalist ... 2012 and 2013 first team all-state ... Nominee for 2013 McDonalds All-American Game ... Rated No. 27 overall and No. 7 guard in 2013 ESPN HoopGurlz Recruiting Rankings ... Recipient of 2013 Peninsula Sports Club Award, Outstanding High School Female Athlete of the Year ... 2012 Virginia Co-Player of the Year ... 2011-12 Eastern Region Player of the Year.

Personal: Born on Sept. 27, 1995, in Amsterdam, Netherlands ... Hobbies include listening to music ... Majoring in communications/broadcast journalism ... Held summer jobs at Hampton University communications program and as youth league coach ... Names Rajon Rondo as athletic role model ... Her uncle, Kenny Harris, played basketball at VCU ... Daughter of Adrian and Norma Motley ... Has two sisters, Nikesha Williams and Dominique Mason.

Opposition	2013-14		
	P	R	A
UNF	9	8	2
Richmond	0	3	3
Middle Tennessee	2	3	4
Oakland	8	3	3
Yale	4	4	2
St. Francis	9	4	2
Mizzou/Hartford	12	4	3
Minnesota	2	0	1
Coppin State	-	-	-
Arizona State	-	-	-
Morgan State	-	-	-
W. Carolina/UNM	-	-	-
Penn	-	-	-
Wake Forest	-	-	-
Florida State	-	-	-
Virginia Tech	-	-	-
Boston College	-	-	-
NC State	-	-	-
Notre Dame	-	-	-
Clemson	-	-	-
Duke	-	-	-
North Carolina	-	-	-
Georgia Tech	-	-	-
Maryland	-	-	-
Florida State	-	-	-
Syracuse	-	-	-
Wake Forest	-	-	-
Virginia	-	-	-
Pittsburgh	-	-	-

Motley Season / Career Highs

- Points
- Season: 12, vs Missouri 11/30/13

- Rebounds
- Season: 8, vs UNF 11/8/13

- Assists
- Season: 4, vs Middle Tennessee 11/15/13

- Steals
- Season: 4, vs UNF 11/8/13

- Blocked Shots
- Season: 1* at Oakland 11/19/13

- Field Goals
- Season: 4, vs St. Francis 11/29/13

- Field Goal Attempts
- Season: 11*, at Oakland 11/19/13

- Free Throws
- Season: 5, vs Missouri 11/30/13

- Free Throw Attempts
- Season: 7, vs Missouri 11/30/13

- 3-Point Field Goals
- Season: 1, vs Missouri 11/30/13

- 3-Point Field Goal Attempts
- Season: 5, vs UNF 11/8/13

- Minutes
- Season: 33, vs Missouri 11/30/13

*Recorded more than once with most recent listed

CAREER STATISTICS

Season	GP	GS	Min.	Avg.	Total			3-Point			Free Throws			Rebounds			TO	Blk	Stl	Pts.	Scoring Avg.
					FG	FGA	Pct.	FG	FGA	Pct.	FT	FTA	Pct.	REB	Avg.	Ast.					
2013-14	8	8	203	25.4	17	59	.288	1	16	.063	11	17	.647	29	3.6	20	14	3	9	46	5.8



KRYSTAL SAUNDERS #12

Senior | Guard | 5-8

West Park, Fla. | South Broward

Saunders Season / Career Highs

Points
 Season: 16, vs. UNF 11/8/13
 Career: 16, vs. UNF 11/8/13

Rebounds
 Season: 6, vs. St. Francis 11/29/13
 Career: 8, vs. Florida Atlantic 11/26/10

Assists
 Season: 5, vs. St. Francis 11/29/13
 Career: 5*, vs. St. Francis 11/29/13

Steals
 Season: 3, vs. UNF 11/8/13
 Career: 4*, vs. Wisconsin 12/29/12

Blocked Shots
 Season:
 Career: 1*, vs. Central Conn. St. 12/28/12

Field Goals
 Season: 5, vs. UNF 11/8/13
 Career: 6, vs. Louisiana-Monroe 12/16/11

Field Goal Attempts
 Season: 8*, at Oakland 11/19/13
 Career: 15, at Duke 1/31/13

Free Throws
 Season: 4, vs. St. Francis 11/29/13
 Career: 7, vs. Duke 2/28/13

Free Throw Attempts
 Season: 4, vs. St. Francis 11/29/13
 Career: 10, vs. Duke 2/28/13

3-Point Field Goals
 Season: 5, vs. UNF 11/8/13
 Career: 5*, vs. UNF 11/8/13

3-Point Field Goal Attempts
 Season: 9, vs. Richmond 11/10/13
 Career: 13, at Duke 1/31/13

Minutes
 Season: 34*, vs. Missouri 11/30/13
 Career: 39, vs. Georgia Tech 1/17/13

As a Junior (2012-13): Grabbed a season-high seven rebounds at Virginia Tech (3/3)... Matched a season-high with 15 points vs. Duke (2/28)... Scored 11 points and grabbed four rebounds vs. Boston College (2/17)... Had nine points to go with four rebounds vs. Florida State (2/10)... Scored nine points and grabbed three rebounds at Wake Forest (1/24)... Tied a season-best with six rebounds to go with seven points vs. Georgia Tech (1/17)... Scored 10 points to go with six rebounds vs. Wisconsin (12/29)... Reached season-highs in points (13), rebounds (6) and assists (4) vs. Davidson (12/8)... Scored eight points in Miami's win over No. 6 Penn State (11/29)... Knocked down a pair of threes on way to score 13 points vs. Radford (11/24)... Hit three-pointer with 17 second left to seal win at Richmond (11/12)... Scored five points and pulled down five rebounds vs. UNF (11/9).

As a Sophomore (2011-12): Grabbed seven rebounds, six on offensive glass and scored nine points at Duke (2/24)... Made first career start vs. Virginia Tech (1/23)... Scored career-high 16 points vs. ULM (12/16), connecting on 2-of-3 3-pointers... Hit first 3-pointer of season at Michigan State (12/1)... Dished out five assists to go with two steals and four points vs. Longwood (11/27)... Had seven points and was 3-3 from FT line at Alaska Anchorage (11/23)... Scored six points and grabbed six rebounds to go with five assists and pair of steals vs. Prairie View A&M (11/17).

As a Freshman (2010-11): Appeared in 24 games of 2010-11 season... Led all freshman with 18.8 minutes per game despite missing nine games with hand injury... Scored career-best 14 points against George Washington (12/28)... Grabbed career-high eight rebounds vs. FAU (11/26)... Led team once on season in rebounds, assists and steals.

High School: Was named Florida's Miss Basketball after leading South Broward to 23-2 record and appearance in Class 6A Final Four... Led team with 22.7 points, 7.0 rebounds and 5.1 assists per game that season... Was named Sun-Sentinel Player of the Year.

Opposition	2010-11			2011-12			
	P	R	A	P	R	A	
KENNESAW STATE	5	4	3	TEXAS-PAN AMERICAN	2	2	1
at Nebraska	4	1	2	at Tennessee	2	1	0
MIAMI (OH)	8	0	0	PRAIRIE VIEW A&M	6	6	5
UAB	2	0	0	at Alaska-Anchorage	7	1	0
FLORIDA ATLANTIC	6	8	2	vs. USF	6	2	2
UNC GREENSBORO	3	3	1	LONGWOOD	4	3	5
SOUTHERN	2	3	3	at Michigan State	3	3	3
CAL STATE BAKERSFIELD	3	3	0	RUTGERS	0	0	0
GEORGETOWN	8	1	1	OLE MISS	0	1	1
ALCORN STATE	2	3	3	LA.-MONROE	16	4	1
UC RIVERSIDE	10	3	0	at Georgetown	0	1	0
at Ole Miss	0	0	1	HOLY CROSS	2	5	2
GEORGE WASHINGTON	14	2	1	VCU	4	2	1
MORGAN STATE	4	4	1	at North Carolina	0	0	0
LIPSCOMB	7	0	2	NC STATE	6	3	1
at Virginia	0	0	0	at Georgia Tech	2	3	3
at Virginia Tech	8	1	1	MARYLAND	0	0	0
CLEMSON	6	3	2	at Florida State	0	2	2
BOSTON COLLEGE	2	1	1	at Virginia	2	0	1
at Florida State	6	0	1	VIRGINIA TECH	4	1	1
NC STATE	0	1	1	WAKE FOREST	4	1	0
GEORGIA TECH	3	1	2	at Boston College	6	4	2
at Duke	0	1	1	CLEMSON	0	4	1
MARYLAND	0	0	0	NORTH CAROLINA	4	2	0
at North Carolina	-	-	-	at Maryland	0	0	0
at Boston College	-	-	-	at NC State	3	1	0
WAKE FOREST	-	-	-	FLORIDA STATE	0	0	0
FLORIDA STATE	-	-	-	at Duke	9	7	0
at Georgia Tech	-	-	-	BOSTON COLLEGE	6	2	2
vs. NC State	-	-	-	vs. Wake Forest	0	1	0
vs. North Carolina	-	-	-	vs. Idaho State	3	2	0
vs. Gardner-Webb	-	-	-	at Gonzaga	3	1	1
vs. Oklahoma	-	-	-				

Opposition	2012-13		
	P	R	A
UNF	5	5	2
Richmond	3	0	2
Tennessee	2	2	0
FAU	2	1	1
Radford	13	5	3
Davidson	8	2	1
Penn State	3	5	2
Alcorn State	3	5	2
Wisconsin	13	6	4
Rutgers	7	3	3
NC State	2	3	2
Central Conn. St.	7	5	3
Wisconsin	10	6	1
Clemson	7	2	1
Virginia	8	4	3
Maryland	3	0	0
Florida State	6	3	3
Georgia Tech	7	6	2
Virginia	6	1	3
Wake Forest	9	3	0
North Carolina	7	2	1
Duke	15	2	2
Virginia Tech	2	5	2
Clemson	2	4	2
Florida State	9	4	0
Boston College	11	4	1
NC State	0	0	1
Georgia Tech	0	1	3
Duke	15	1	1
Virginia Tech	3	7	2
Virginia Tech	4	3	0
Florida State	2	2	2

Opposition	2013-14		
	P	R	A
UNF	16	4	2
Richmond	5	5	2
Middle Tennessee	2	2	1
Oakland	12	2	4
Yale	2	1	1
St. Francis	13	6	5
Mizzou/Hartford	7	2	1
Minnesota	9	0	1
Coppin State	-	-	-
Arizona State	-	-	-
Morgan State	-	-	-
W. Carolina/UNM	-	-	-
Penn	-	-	-
Wake Forest	-	-	-
Florida State	-	-	-
Virginia Tech	-	-	-
Boston College	-	-	-
NC State	-	-	-
Notre Dame	-	-	-
Clemson	-	-	-
Duke	-	-	-
North Carolina	-	-	-
Georgia Tech	-	-	-
Maryland	-	-	-
Florida State	-	-	-
Syracuse	-	-	-
Wake Forest	-	-	-
Virginia	-	-	-
Pittsburgh	-	-	-

*Recorded more than once with most recent listed

CAREER STATISTICS													Scoring Avg.								
Season	GP	GS	Min.	Avg.	FG	Total FGA	Pct.	FG	3-Point FGA	Pct.	FT	Free Throws FTA	Pct.	Reb	Ast.	TO	Blk	Stl	Pts.	Avg.	
2010-11	24	0	450	18.8	35	121	.289	20	78	.256	16	21	.762	43	1.8	28	24	1	23	106	4.4
2011-12	32	6	508	15.9	39	132	.295	10	55	.182	16	21	.762	67	2.1	36	31	0	25	104	3.3
2012-13	31	27	859	27.7	66	218	.303	31	132	.235	28	43	.651	97	3.1	53	60	2	24	191	6.2
2013-14	8	8	237	29.6	20	59	.339	17	43	.395	9	11	.818	22	2.1	17	11	0	5	66	8.1
TOTAL	95	41	2054	21.6	153	518	.295	78	308	.253	69	96	.719	229	2.4	134	126	3	77	467	4.92



NECOLE STERLING

Junior | Forward | 5-10

#15

Los Angeles, Calif. | Gulf Coast Community College | Stonewall Jackson HS

Junior College: Sterling comes to Miami by way of Gulf Coast Community College where she played for Coach Vernette Skeete ... Was named all-conference and to the All-National Tournament Team.

High School: Graduated from Stonewall Jackson HS in 2011 ... Played for Coach Nsonji White ... Earned four varsity letters ... Played for AAU team Horizon Sandstorms.

Personal: Born on Aug. 21, 1993 in Los Angeles, Calif. ... Majoring in liberal arts ... Hobbies include watching movies and watching basketball ... Daughter of Zenelta Looper-Scott ... Has one brother, Nicholie Scott.

Opposition	2013-14		
	P	R	A
UNF	3	7	1
Richmond	14	4	2
Middle Tennessee	9	2	2
Oakland	6	9	4
Yale	5	2	1
St. Francis	0	1	1
Mizzou	-	-	-
Minnesota	2	2	3
Coppin State	-	-	-
Arizona State	-	-	-
Morgan State	-	-	-
W. Carolina/UNM	-	-	-
Penn	-	-	-
Wake Forest	-	-	-
Florida State	-	-	-
Virginia Tech	-	-	-
Boston College	-	-	-
NC State	-	-	-
Notre Dame	-	-	-
Clemson	-	-	-
Duke	-	-	-
North Carolina	-	-	-
Georgia Tech	-	-	-
Maryland	-	-	-
Florida State	-	-	-
Syracuse	-	-	-
Wake Forest	-	-	-
Virginia	-	-	-
Pittsburgh	-	-	-

Sterling Season / Career Highs

- Points
- Season: 14, vs Richmond 11/10/13

- Rebounds
- Season: 9, at Oakland 11/19/13

- Assists
- Season: 4, at Oakland 11/19/13

- Steals
- Season: 2, vs. UNF 11/8/13

- Blocked Shots
- Season:

- Field Goals
- Season: 6, vs Richmond 11/10/13

- Field Goal Attempts
- Season: 14, vs Richmond 11/10/13

- Free Throws
- Season: 1*, at Oakland 11/19/13

- Free Throw Attempts
- Season: 2, at Oakland 11/19/13

- 3-Point Field Goals
- Season: 2, vs Richmond 11/10/13

- 3-Point Field Goal Attempts
- Season: 6, vs Richmond 11/10/13

- Minutes
- Season: 28*, vs. Richmond 11/10/13

*Recorded more than once with most recent listed

CAREER STATISTICS																					
Season	GP	GS	Min.	Avg.	FG	Total FGA	Pct.	FG	3-Point FGA	Pct.	FT	Free Throws FTA	Pct.	Rebounds REB	Avg.	Ass.	TO	Blk	Stl	Pts.	Scoring Avg.
2013-14	7	2	140	20.0	16	50	.320	6	20	.300	1	3	.333	27	3.9	14	16	0	3	39	5.6



JESSICA THOMAS

Freshman | Guard | 5-6

#3

Gainesville, Fla. | Buchholz HS

High School: Graduated from Buchholz HS in 2013 ... Played for head coach Rebecca Williams ... Named 2013 Florida Miss Basketball ... Was named all-state, first team all-area, 7A MVP, and Father Lopez Christmas Tournament MVP ... Was named team captain and Queen of the Court ... Averaged 32 points, six assists and three steals in senior season ... Team won class 7A State Championship ... Was also member of women's golf team ... Member of National Honors Society and was named Scholar Athlete of the Year.

Personal: Full name is Jessica Lauren Thomas ... Goes by JT ... Born on Oct. 27, 1994, in Gainesville, Fla... Majoring in communications ... Daughter of Tara and Larone Thomas.

Opposition	2013-14		
	P	R	A
UNF	13	2	2
Richmond	10	4	1
Middle Tennessee	11	4	2
Oakland	15	5	6
Yale	10	2	3
St. Francis	9	4	2
Mizzou	3	1	0
Minnesota	0	1	0
Coppin State	-	-	-
Arizona State	-	-	-
Morgan State	-	-	-
W. Carolina/UNM	-	-	-
Penn	-	-	-
Wake Forest	-	-	-
Florida State	-	-	-
Virginia Tech	-	-	-
Boston College	-	-	-
NC State	-	-	-
Notre Dame	-	-	-
Clemson	-	-	-
Duke	-	-	-
North Carolina	-	-	-
Georgia Tech	-	-	-
Maryland	-	-	-
Florida State	-	-	-
Syracuse	-	-	-
Wake Forest	-	-	-
Virginia	-	-	-
Pittsburgh	-	-	-

Thomas Season / Career Highs

Points

Season: 15, at Oakland 11/19/13

Rebounds

Season: 5, at Oakland 11/19/13

Assists

Season: 6, at Oakland 11/19/13

Steals

Season: 3*, vs. Yale 11/25/13

Blocked Shots

Season:

Field Goals

Season: 5, vs UNF 11/8/13

Field Goal Attempts

Season: 9, vs UNF 11/8/13

Free Throws

Season: 3, at Oakland 11/19/13

Free Throw Attempts

Season: 7, at Oakland 11/19/13

3-Point Field Goals

Season: 4, at Oakland 11/19/13

3-Point Field Goal Attempts

Season: 7, vs UNF 11/8/13

Minutes

Season: 29, vs UNF 11/8/13

*Recorded more than once with most recent listed

CAREER STATISTICS

Season	GP	GS	Min.	Avg.	FG	Total FGA	Pct.	FG	3-Point FGA	Pct.	FT	Free Throws FTA	Pct.	Rebounds REB	Avg.	Ast.	TO	Blk	Stl	Pts.	Scoring Avg.
2013-14	8	0	172	21.5	22	49	.449	13	32	.406	12	21	.571	21	2.6	16	17	0	10	69	8.6



JASSANY WILLIAMS #21

R-Junior | Forward | 6-2

Davie, Fla. | Auburn | Nova

As a Sophomore at Auburn (2011-12): Played in all 30 games, starting nine... Scored 105 points, averaging 3.5 per game... Had season high of 12 points and neared double-double with eight rebounds against Troy... Started and logged nine points, five rebounds, and two blocks in season opener at Mercer... Tied season-high of eight rebounds at FIU... Pulled down 111 rebounds averaging 3.7... Blocked career-high seven shots at Duke, tying for 13th all-time at Auburn in single-game blocks... 57 blocks rank in tie for third all-time among Auburn sophomores in single-season blocks... Finished season ranked fourth in SEC, 47th in country, in blocks with 1.9 per game... Had five games with four or more blocks during 2011-12 season... Transferred from Auburn to Miami (Fla.) following season.

As a Freshman at Auburn (2010-11): Played in all 32 games, starting nine... All nine starts came in the final nine games of the season... Scored 118 points, averaging 3.7 per game; also pulled down 120 rebounds for 3.8 per game... Blocked 23 shots on season, ranking 10th all-time at Auburn in single-season blocks by freshman... Made collegiate debut in season-opener against Mercer, scoring nine points with six rebounds, two blocks and two steals... Earned first collegiate start at LSU, scoring six points with two rebounds and two blocks in 19 minutes... Came off bench to score season-high 13 points against South Alabama... Pulled down season-high 12 rebounds against Alabama... Dished out season-high two assists at Tennessee Tech in WNIT... Blocked two shots in eight different games and tallied three steals each against Florida State, Ole Miss and South Carolina... Named to SEC First-Year Academic Honor Roll and Auburn Academic Top Tiger.

High School: Ranked as No. 59 overall prospect in the country by ESPN.com's HoopGurlz and is seventh-best post prospect in nation... Also received top-100 ranking from All-Star Girls Report, coming in at 83rd... Recognized as ESPN Rise Magazine Player to Watch, led team to state runner-up finish as junior... The state championship appearance was first for any team, boys or girls, at high school... Named to All-Sun-Sentinel and Miami Herald first teams... Also been recognized as part of FAB 5 of Broward County... Averaged 18.9 points, 10.0 rebounds and 3.0 blocks per game as senior... Was runner-up for Florida Class 5A Player of the Year... All-State first team selection... Three-time All-Big 8 Tournament Team selection... Played for South Florida Lady Jaguars club team... Led team to a runner-up finish at the 2005 USSA Girls National Invitational Tournament and was MVP the next year at USSA Treasure Coast State Qualifier... Named MVP of South Florida Lady Jaguar Tournament and Big Orange Classic in 2009.

Opposition	2013-14		
	P	R	A
UNF	8	7	0
Richmond	4	7	0
Middle Tennessee	9	16	1
Oakland	9	9	0
Yale	12	4	2
St. Francis	0	1	0
Mizzou	4	3	0
Minnesota	11	3	3
Coppin State	-	-	-
Arizona State	-	-	-
Morgan State	-	-	-
W. Carolina/UNM	-	-	-
Penn	-	-	-
Wake Forest	-	-	-
Florida State	-	-	-
Virginia Tech	-	-	-
Boston College	-	-	-
NC State	-	-	-
Notre Dame	-	-	-
Clemson	-	-	-
Duke	-	-	-
North Carolina	-	-	-
Georgia Tech	-	-	-
Maryland	-	-	-
Florida State	-	-	-
Syracuse	-	-	-
Wake Forest	-	-	-
Virginia	-	-	-
Pittsburgh	-	-	-

J. Williams Season/Career Highs at UM/ Auburn	
Points	
Season: 12, vs Yale 11/25/13	
Career: 13, vs. South Alabama 12/2/10	
Rebounds	
Season: 16, vs. MTSU 11/15/13	
Career: 16, vs. MTSU 11/15/13	
Assists	
Season: 3, at Minnesota 12/5/13	
Career: 3, at Minnesota 12/5/13	
Steals	
Season: 1, at Minnesota 12/5/13	
Career: 3*, at Florida 2/9/12	
Blocked Shots	
Season: 4*, vs Yale 11/25/13	
Career: 7, at Duke 11/18/11	
Field Goals	
Season: 4*, at Minnesota 12/5/13	
Career: 5*, vs. Troy 11/30/11	
Field Goal Attempts	
Season: 7*, at Minnesota 12/5/13	
Career: 13, vs. Mercer 11/12/10	
Free Throws	
Season: 4, vs Yale 11/25/13	
Career: 4, vs Yale 11/25/13	
Free Throw Attempts	
Season: 6, vs Yale 11/25/13	
Career: 9, vs. Florida State 2/26/12	
3-Point Field Goals	
Season: N/A	
Career: N/A	
3-Point Field Goal Attempts	
Season: N/A	
Career: N/A	

*Recorded more than once with most recent listed

Season	GP	GS	Min.	Avg.	Total			3-Point			Free Throws			Rebounds				Scoring			
					FG	FGA	Pct.	FG	FGA	Pct.	FT	FTA	Pct.	REB	Avg.	Stl	Blk	Pts.	Avg.		
At Auburn																					
2010-11	32	9	481	15.0	45	113	.398	0	0	.000	28	52	.538	120	3.8	7	39	23	26	118	3.7
2011-12	30	9	451	15.0	42	106	.396	0	0	.000	21	34	.618	111	3.7	7	29	57	20	105	3.5
2013-14	8	2	165	20.6	21	43	.488	0	0	.000	15	22	.682	50	6.3	6	7	17	2	57	7.1
TOTAL	70	20	1097	15.7	108	262	.412	0	0	.000	64	108	.593	281	4.0	20	75	97	48	280	4.0



MICHELLE WOODS #10

Junior | Guard | 5-8

Naples, Fla. | Community

As a Sophomore (2012-13): Grabbed a career-best eight rebounds vs. Virginia Tech in the first round of the ACC Tournament (3/7)... Scored nine points vs. Florida State (2/10)... Poured in 15 points, grabbed five rebounds and dished out six assists vs. Virginia Tech (2/3)... Scored 15 points to go with five rebounds and four assists vs. NC State (12/20)... Dished out a career-best six assists to go with nine points vs. Alcorn State (12/3)... Scored 11 points and grabbed five rebounds in Miami's win over No. 6 Penn State (11/29)... For second straight game, scored a new career best, pouring in 20 at Richmond (11/12)... Scored career-best 19 points while hitting 5-of-7 3-pointers, also added four rebounds vs. UNF (11/9).

As a Freshman (2011-12): Grabbed season-best five rebounds vs. North Carolina (2/8)... Scored eight points to go with three assists vs. Clemson (2/5)... Dished out team-high four assists at Boston College (1/29)... Scored nine rebounds and grabbed three rebounds vs. Wake Forest (1/26)... Grabbed season-best four rebounds vs. Holy Cross (12/28)... In only 11 minutes at Georgetown (12/21), hit three 3-pointers in seven attempts, for all nine points... Scored freshman season-high 13 points vs. ULM (12/16) to go along with five assists and three steals... Scored seven points with pair of assists vs. USF (11/24).. Had hand in on six steals to go with five points and three assists against Prairie View A&M (11/17)... In collegiate debut against Texas-Pan American (11/11), scored seven points and hit one of three UM 3-pointers, to go along with three steals.

High School: Ranked as high as No. 44 overall prospect by ESPN HoopGurlz.com and No. 10 best shooting guard by AllStarGirlsReport.com... Finished high school with 2,365 career points... Averaged 18 points, 5.5 rebounds, and 4.0 assists per game at Naples Community School... Named 2A state player of the year during sophomore and senior years... Led team to two state championships and five district championships.

2011-12			
Opposition	P	R	A
TEXAS-PAN AMERICAN	7	1	0
at Tennessee	0	1	0
PRAIRIE VIEW A&M	5	1	3
at AK-Anchorage	4	0	1
vs. USF	7	2	2
LONGWOOD	2	3	1
at Michigan State	5	2	0
RUTGERS	0	2	0
OLE MISS	3	2	0
LA-MONROE	13	3	5
at Georgetown	9	1	0
HOLY CROSS	2	4	0
VCU	0	0	3
at North Carolina	0	0	1
NC STATE	0	0	0
at Georgia Tech	2	0	1
MARYLAND	-	-	-
at Florida State	0	0	0
at Virginia	0	0	1
VIRGINIA TECH	1	2	1
WAKE FOREST	9	3	0
at Boston College	0	0	4
CLEMSON	8	4	3
NORTH CAROLINA	1	5	2
at Maryland	1	2	0
at NC State	3	1	1
FLORIDA STATE	0	0	0
at Duke	2	0	1
BOSTON COLLEGE	2	2	0
vs. Wake Forest	2	1	0
vs. Idaho State	7	1	0
at Gonzaga	2	1	0

2012-13			
Opposition	P	R	A
UNF	19	4	0
Richmond	20	2	1
Tennessee	17	4	2
FAU	4	4	4
Radford	4	1	2
Penn State	11	5	1
Alcorn State	9	3	6
Davidson	5	4	1
Rutgers	1	1	0
NC State	15	5	4
Central Conn. St.	0	2	4
Wisconsin	6	3	4
Clemson	8	2	4
Virginia	2	3	2
Maryland	1	2	2
Florida State	0	0	1
Georgia Tech	-	-	-
Virginia	0	0	0
Wake Forest	7	1	1
North Carolina	4	1	0
Duke	6	3	4
Virginia Tech	15	5	6
Clemson	0	2	1
Florida State	9	2	2
Boston College	3	4	4
NC State	2	1	1
Georgia Tech	3	3	1
Duke	2	3	2
Virginia Tech	3	1	4
Virginia Tech	4	8	1
Florida State	2	2	0

Woods Season / Career Highs

Points
 Season: 20, at Richmond 11/12/12
 Career: 20, at Richmond 11/12/12

Rebounds
 Season: 8, vs. Virginia Tech 3/07/13
 Career: 8, vs. Virginia Tech 3/07/13

Assists
 Season: 6*, vs. Virginia Tech 2/03/13
 Career: 6*, vs. vs. Virginia Tech 2/03/13

Steals
 Season: 4*, vs. Central Conn. St. 12/28/12
 Career: 6, vs. Prairie View A&M 11/17/11

Blocked Shots
 Season: 2, vs. Penn State 11/29/12
 Career: 2, vs. Penn State 11/29/12

Field Goals
 Season: 7, vs. UNF 11/9/12
 Career: 7, vs. UNF 11/9/12

Field Goal Attempts
 Season: 13, vs. Tennessee 11/12/12
 Career: 13, vs. Tennessee 11/12/12

Free Throws
 Season: 5, vs. Penn State 11/29/12
 Career: 5*, vs. Penn State 11/29/12

Free Throw Attempts
 Season: 7*, vs. Tennessee 11/18/12
 Career: 7*, vs. Tennessee 11/18/12

3-Point Field Goals
 Season: 5, vs. UNF 11/9/12
 Career: 5, vs. UNF 11/9/12

3-Point Field Goal Attempts
 Season: 8, vs. Virginia Tech 2/03/13
 Career: 8, vs. Virginia Tech 2/03/13

Minutes
 Season: 33, at Richmond 11/12/12
 Career: 33, at Richmond 11/12/12

*Recorded more than once with most recent listed

CAREER STATISTICS

Season	GP	GS	Min.	Avg.	FG	Total FGA	Pct.	FG	3-Point FGA	Pct.	FT	Free Throws FTA	Pct.	Rebounds REB	Avg.	Ast.	TO	Blk	Stl	Pts.	Scoring Avg.
2011-12	31	0	350	11.3	29	92	.315	15	58	.259	24	33	.727	44	1.4	30	31	0	31	97	3.1
2012-13	30	15	671	22.4	61	175	.349	24	80	.300	36	60	.600	81	2.7	66	84	7	33	182	6.1
TOTAL	61	15	1021	16.7	90	267	.337	39	138	.283	60	93	.645	125	2.0	96	115	7	64	279	4.7