



NATIONAL CHAMPIONS 1983, 1987, 1989, 1991, 2001

Sports Media Relations/Contacts: Mark Pray, Kerwin Lonzo-Main Football Contact (klonzo@miami.edu), Rob Dunning
Sports Media Relations, University of Miami, 5821 San Amaro Drive, Coral Gables, FL 33146
(305) 284-3244, (305) 284-2807 FAX, www.hurricanesports.com

MIAMI (4-1, 2-1 ACC Coastal)

Date	Opponent	(TV)	Time/Result
Sept. 7	at (18/19) Florida State*	ESPN	W, 38-34
Sept. 17	(14/13) GEORGIA TECH*	ESPN	W, 33-17
Sept. 26	at (11/12) Virginia Tech*	ABC/ESPN	L, 7-31
Oct. 3	(8/8) OKLAHOMA	ABC	W, 21-20
Oct. 10	FLORIDA A&M	ESPN360.com	W, 48-16
Oct. 17	at UCF	CBS CS	7:30 p.m.
Oct. 24	Clemson*	ABC	3:30 or 8 p.m.
Oct. 31	at Wake Forest*		TBA
Nov. 7	VIRGINIA*		TBA
Nov. 14	at North Carolina*		TBA
Nov. 21	DUKE*		TBA
Nov. 28	at (21/21) USF		TBA

*ACC game; all times Eastern; Coaches poll rankings second ()

UCF (3-2, 1-2 C-USA)

Date	Opponent	Time/Result
Sept. 5	SAMFORD	W, 28-24
Sept. 12	at Southern Miss*	L, 19-26
Sept. 19	BUFFALO	W, 23-17
Sept. 26	at East Carolina*	L, 14-19
Oct. 3	MEMPHIS*	W, 32-14
Oct. 17 (9/11) MIAMI		7:30 p.m.
Oct. 24	at Rice*	3:30 p.m.
Nov. 1	MARSHALL*	8:15 p.m.
Nov. 7	at (3/2) Texas	TBA
Nov. 14	(23/23) HOUSTON*	Noon
Nov. 21	TULANE*	2 p.m.
Nov. 28	at UAB*	1:30 p.m.

*C-USA game; all times Eastern; Coaches poll rankings second ()

2009 STATISTICAL COMPARISON

Offense	UCF	Miami
Scoring	116	147
Points per game	23.2	29.4
First Downs	90	100
Rush-pass-pen	40-46-4	34-62-4
Total offense	1598	1951
Average per play	5.0	6.3
Average per game	319.6	390.2
Rushing yards	641	688
Yards per rush	3.5	4.0
Yards per game	128.2	137.6
Passing yards	957	1263
Pass att.-cmp.-int.	136-82-6	139-88-7
Yards per attempt	7.0	9.1
Yards per completion	11.7	14.4
Yards per game	191.4	252.6
Completion pct.	60.3	63.3
Defense	UCF	Miami
Total points allowed	100	118
Points per game	20.0	23.6
First downs allowed	96	85
Rush-pass-pen	30-58-8	42-31-12
Total offense allowed	1702	1605
Yards per game	340.4	321.0
Rushing yards allowed	472	748
Yards per carry	2.8	3.7
Yards per game	94.4	149.6
Passing yards allowed	1230	857
Pass att.-cmp.-int.	174-110-4	120-62-2
Yards per attempt	7.1	7.1
Yards per completion	11.2	13.8
Yards per game	246.0	171.4



9 MIAMI HURRICANES

Ranking	No. 9 (AP); No. 11 (Coaches)
Last Game	Oct. 10 - 48-16 win vs. Florida A&M at Land Shark Stadium
Head Coach	Randy Shannon (3rd Season)
Shannon's Career Record:	16-14 (3 seasons)
vs. UCF	1-0 Overall 1-0 in Miami First meeting in Orlando

2009 STATISTICAL LEADERS
Rushing-Att.-Yds-TDs
J. James - 54-297-3

Passing- C-A-I-Yds-TDs
J. Harris - 85-136-7-1,225-10

Receiving-C-Yds-TDs
T. Benjamin - 11-234-2

Tackles-UA-A-Tot
C. McCarthy - 17-21-38

UCF KNIGHTS

Ranking	N/A
Last Game	Oct. 3 - 32-14 win vs. Memphis in Orlando
Head Coach	George O'Leary (6th Season)
O'Leary's Career Record:	81-71 (14 seasons) overall 29-38 (6 seasons) at UCF
vs. Miami	0-2 Overall (0-1 at UCF) 0-1 in Miami First meeting in Orlando

2009 STATISTICAL LEADERS
Rushing-Att.-Yds-TDs
B. Harvey - 128-538-6

Passing- C-A-I-Yds-TDs
B. Hodges - 77-125-6-908-6

Receiving-C-Yds-TDs
R. Ross - 17-220-1

Tackles-UA-A-Tot
C. Hogue - 23-17-40 D. Hallman - 22-18-40

GAME 6 INFORMATION

Date: Saturday, Oct. 17, 2009
Location: Bright House Networks Stadium (Natural Grass), (45,323) in Orlando, Fla.
Kickoff: 7:30 p.m. (ET)

TELEVISION - CBS COLLEGE SPORTS

Tom Hart (play-by-play)
Aaron Taylor (color)
Tape Delay Telecast - CSS
Mon., Oct. 5 at 7 p.m.; Thurs. Oct. 8 at Noon

LOCAL RADIO - 560 WQAM, 1450 ESPN DEPORTES

560 WQAM
Joe Zagacki (play-by-play)
Don Bailey Jr. (color analyst)
Fans can also listen online at www.wqam.com

1450 ESPN Deportes En Español

Joe Pujala (play-by-play)
Joe Martinez (color analyst)

WEBSITES

Miami (www.hurricanesports.com)
UCF (www.ucfathletics.com)

No. 9 MIAMI HEADS TO ORLANDO FOR SHOWDOWN WITH UCF

► No. 9 Miami plays its third consecutive nonconference game of the season when the Hurricanes head to Orlando to take on UCF Saturday night at 7:30 p.m. at Bright House Networks Stadium. It will be Miami's first trip to Orlando for a football game since 1936.

► The Hurricanes are coming off a 48-16 win against Florida A&M at home. Miami registered its first win over a Top 10 opponent since 2005 - having defeated No. 8 Oklahoma, 21-20, a few weeks ago. The Hurricanes have wins at No. 18 Florida State, vs. No. 14 Georgia Tech and vs. No. 8 Oklahoma.

► Jacory Harris continues to be off to one of the best starts for a quarterback in school history, winning Atlantic Coast Conference Player of the Week honors after each of Miami's first two games. The sophomore from Miami ranks 17th nationally in passing efficiency (152.13), has 1,225 passing yards in five games and has already accounted for 11 touchdowns (10 passing, 1 rushing).

► Junior running back Damien Berry had a breakout performance in his first career appearance at tailback. Berry ran 14 times for 162 yards and a touchdown. His performance followed senior running back Javarris James' 150 yard rushing performance against then-No. 8 Oklahoma one week earlier.

► Running back Graig Cooper ranks 14th nationally as an all-purpose runner, averaging 165.0 all-purpose yards per game. Cooper, James and wide receiver Travis Benjamin have combined for 49.6 percent (1,342 of 2,702) of Miami's all-purpose yardage through the season's first five games. Cooper, who has a team-high 660 yards, leads the team in kick-return yards (400) and has 200 rushing yards. James leads the team with 297 yards on the ground and adds another 54 through the air. Benjamin, who scored his second touchdown of the season against OU, has a team-best 234 receiving yards.

► Linebacker Colin McCarthy has a team-high 38 tackles (17 solo, 21 assisted), which includes four tackles for loss. Linebacker Sean Spence ranks second in tackles (27) on the team while linebacker Darryl Sharpton and defensive back Brandon Harris are tied with 25 tackles.

► Senior defensive tackle Joe Joseph picked up a career-best 3.5 tackles for loss against Florida A&M, leading a defense which had 11 tackles for loss against the Rattlers. As a team, Miami already has 39 tackles for loss through five games, which ranks 13th nationally.

► Cornerback Brandon Harris picked up a career-high five pass breakups in the win over Florida A&M and leads the ACC with 10 pass breakups on the season. He also picked up his second career interception.

COVERING THE HURRICANES

For the UCF game, players are available up to the end of practice on Wednesday. Interviews with players and coaches must be arranged at least 24 hours in advance. Practices are open to the media from the start through stretch. Head coach Randy Shannon will address the media following each practice.

ACC Teleconference Call - Wed. Sept. 30 - (Contact UM Media Relations for the phone number)

- 10:30 a.m. Frank Spaziani, Boston College
- 10:40 a.m. Dabo Swinney, Clemson
- 10:50 a.m. Bobby Bowden, Florida State
- 11:00 a.m. David Cutcliffe, Duke
- 11:10 a.m. Paul Johnson, Georgia Tech
- 11:20 a.m. Ralph Friedgen, Maryland
- 11:30 a.m. Randy Shannon, Miami
- 11:40 a.m. Butch Davis, North Carolina
- 11:50 a.m. Tom O'Brien, NC State
- 12:00 a.m. Al Groh, Virginia
- 12:10 a.m. Frank Beamer, Virginia Tech
- 12:20 a.m. Jim Grobe, Wake Forest

MIAMI FOOTBALL MEDIA RELATIONS

Mark Pray	Assistant AD/Communications
Kerwin Lonzo	Associate SID/Football Contact
Rob Dunning	Assistant SID
Phone	(305) 284-3244
Fax	(305) 284-2807

COACHES SHOW

UM's coaches show, "Hurricane Game Day With Randy Shannon" airs twice weekly on CSS, at 5:30 p.m. Thursdays and 10 a.m. Saturdays. The show is hosted by Joe Zagacki and Don Bailey Jr. and features Hurricanes players as coach Shannon's guests.

HURRICANE HOTLINE

Hurricane Hotline is a weekly two-hour show hosted by Joe Zagacki and Don Bailey, Jr. that airs from 7-9 p.m. Thursday nights during the season from The Sports Exchange (45 Miracle Mile, Coral Gables, Fla. 33134; Phone: 305-774-1222). Hurricane Hotline features interviews with UM head football coach Randy Shannon, players, coaches and other UM personnel as well as other featured guests. Fans are encouraged to listen on 560 WQAM or view the show in-person at The Sports Exchange.

The MIAMI-UCF SERIES

- ▶ Saturday's game marks just the second meeting all-time between Miami and UCF.
- ▶ The series started just last season, with Miami winning 20-14 at Land Shark Stadium.
- ▶ The Hurricanes will be playing its first game in Orlando since a 1936 game against Rollins that Miami won 26-0 oddly enough on Oct. 17, 1936 - 70 years to date of Saturday's meeting.

A 'CANES WIN OVER THE KNIGHTS WOULD GIVE...

- ▶ The 'Canes a third-straight win over a non-conference foe this season.
- ▶ Miami its second road win in the state of Florida after beating FSU in Tallahassee on Sept. 7.
- ▶ Miami its first 5-1 start since opening the 2005 season with an 8-1 record and a 7-3 mark in the month of October under Randy Shannon.

The COACHES

- ▶ Randy Shannon is in his third season as Miami's head coach and owns an overall record of 16-14. George O'Leary is in his sixth season at UCF and has a overall record of 81-71 in 14 seasons as a collegiate head coach.

Scouting THE KNIGHTS

- ▶ UCF comes into Saturday's contest with an overall record of 3-2, with wins over Samford, Buffalo and Memphis and losses at Southern Miss and at East Carolina. The Knights, who are coming off a bye week, defeated Memphis, 32-14, two weeks ago to pick up their first conference victory.
- ▶ The UCF offense is centered around sophomore running back Brynn Harvey. Heading into this weekend, Harvey ranks 16th nationally with an average of 107.2 yards per game on the ground. Through five games, he has carried the ball 128 times for 536 yards and six touchdowns. Senior quarterback Brett Hodges has tossed for 908 yards with six touchdowns and six interceptions. Ricky Ross (17 catches, 220 yards) is the team's top receiving threat.
- ▶ Defensively for the Knights, linebacker Cory Hogue and safety Derrick Hallman are tied for a team-high 40 tackles. Defensive ends Bruce Miller and Jarvis Geathers each have 4.5 sacks. Geathers has forced two fumbles thus far while Miller has a team-best 6.5 tackles for a loss. Corner Darin Baldwin has five pass break-ups.
- ▶ Ricky Ross is 16th nationally in punt return average (13.9), Quincy McDuffie has a 95-yard kick return for a touchdown and the team averages 28 yards per return this season.
- ▶ Punter Blake Clingan averages 36.7 yards per punt while kick Nick Cattoi is 9-of-11 in field goals, with a long of 50.

'Canes AT LAND SHARK

- ▶ Miami is 10-2 all-time in Land Shark Stadium, going 3-0 in bowl games, 4-2 last season and 3-0 this year.
- ▶ The 'Canes won the 1996 Carquest Bowl over Virginia, the 1998 Micron PC Bowl over NC State and the 2003 Orange Bowl over FSU before beating Charleston Southern, UCF, Wake Forest and Virginia Tech in the team's inaugural season at its new stadium. UM opened Land Shark Stadium in 2009 with a 33-17 win over No. 14 Georgia Tech on Sept. 17 followed by victories over No. 8 Oklahoma (21-20 on Oct.3) and FAMU (48-16 on Oct. 10).

Coastal DIVISION UPDATE

- ▶ After opening the season with wins over No. 18 Florida State and No. 14 Georgia Tech, and a loss at No. 11 Virginia Tech, the ninth-ranked Hurricanes are currently fourth in the Coastal Division with a league record of 2-1.
- ▶ Virginia Tech (3-0) remained atop the division standings with a blow out win at home over Boston College while Georgia Tech improved to 3-1 in conference play last weekend with a road win at FSU. Virginia (1-0) ranks second in the division, having only played one league game thus far. Duke (1-1) evened its league mark with a road win at NC State while North Carolina (0-2) is still winless in league play.

Spreading THE WEALTH


- ▶ Quarterback Jacory Harris completed a pass to 11 different receivers in Miami's win over the eighth-ranked Sooners two weeks ago. Harris, who finished the night 19-for-28 for 202 yards, successfully found Aldarius Johnson (4 times), Travis Benjamin (3), Dedrick Epps (3), LaRon Byrd (2), Jimmy Graham (1), Tervaris Johnson (1), Mike James (1), Javarris James (1), Thearon Collier (1), Graig Cooper (1) and Leonard Hankerson (1) against OU.
- ▶ On the year, Harris has found 14 different receivers, with Patrick Hill, Tommy Streeter and Kendal Thompkins also recording a reception a piece.

THIS WEEK IN MIAMI FOOTBALL (practice times subject to change)


OCTOBER 2009

Monday	Tuesday	Wednesday	Thursday	Friday	Saturday	Sunday
12	13	14	15	16	17	18
PLAYERS DAY OFF	5:45 a.m. - PRACTICE Players and coaches available after 11:30 a.m. - 1 p.m. Weekly Press Conference	5:45 a.m. - PRACTICE Players and coaches available after 10:30 a.m. - ACC Coaches Teleconference	2:30 p.m. - PRACTICE Coach Shannon available after	WALK THRU No Media Availability	MIAMI at UCF 7:30 p.m. (CBS College Sports)	GAME RECAP 3 p.m. Conference Call - contact sports media relations office for phone number and code

'Canes IN THE FOOTBALL ACADEMIC PROGRESS REPORT SCORES



► Miami's APR score in 2009 ranked 7th nationally with a score of 977. The score was the highest among all Florida institutions and second highest in the Atlantic Coast Conference.



► Miami's APR score in 2009 ranked 7th nationally with a score of 977. The score was the highest among all Florida institutions and second highest in the Atlantic Coast Conference.


'Canes IN THE CLASS ROOM

- Of the 20 seniors on this year's squad, eight have already earned degrees, while the remaining 11 are all on course to graduate either in December of 2009 or May of 2010.
- The eight players that have already earned degrees include: Jake Byrne (Finance), Joe Joseph (Sports Administration), Eric Moncur (Bachelor of Liberal Arts), Matt Perrelli (Marketing and Management), Matt Piphon (Biology), Darryl Sharpton (Finance), A.J. Trump (Management and Organization), Jimmy Graham (Management and Marketing).
- Last season, Miami had 13 early graduates, which were the most in the nation.
- Four graduates on the 2009 roster are currently pursuing their master's degrees: Joe Joseph (Master's of Liberal Arts), Jimmy Graham (Master's of Liberal of Arts), Matt Perrelli (Sports Administration) and Jake Byrne (Master's of Business Administration).



'Number OF PLAYERS WHO HAVE OBTAINED UNDERGRADUATE DEGREES ON 2009 ROSTERS

► Miami ranks fifth nationally in the number of players with degrees on 2009 rosters.



'Canes IN THE COMMUNITY

- Miami launched one of the biggest community outreach projects by a major college football team this past summer when the Hurricanes spent Saturdays with kids under the age of 12 in Miami-Dade, Broward and Palm Beach Counties in the month of July.
- The entire team split up into groups of approximately 15-20 players that visited area youth football programs and interacted with some of the teams' youngest fans.
- "South Florida is our home," explained Head Coach Randy Shannon. "This is a way for our players to give back to the community and it allows the football program and the athletic department to say thanks as well."
- The outreach events focused on football and life skills and lasted approximately 45 minutes at each site.

2009 HURRICANES RADIO NETWORK

Miami football games can be heard throughout the state of Florida on the Hurricane Sports Network, anchored by WQAM (560 AM). The games are also broadcast in Spanish on 1450 ESPN Deportes (1450 AM).

FLAGSHIP STATIONS

Miami/Fort Lauderdale	WQAM (560 AM)
Miami/Fort Lauderdale	ESPN Deportes (1450 AM)
University of Miami	WVUM (90.5 FM)

AFFILIATES

Miami/Ft. Lauderdale	WQAM (560)
Daytona	WPUL (1590)
Ft. Myers	WWCN (770)
Jupiter	ESPN (760)
Key West	WKWF (1600)
Live Oak	WLVO (106.1)
Marathon	WFFG (1300)
Melbourne	WIXC (1060)
Orlando	WAMT (1190)
Stuart	WSTU (1450)
Tampa	WMGG (1470)
Titusville	WIXC (1060)
West Palm Beach	ESPN (760)

MIAMI MEDIA POLICIES

Releases Available Via E-Mail

Media members interested in receiving Miami football releases via e-mail should send requests to Football SID Kerwin Lonzo at klonzo@miami.edu.

GAME DAY PRESS POLICIES

Only working press will be admitted to the Land Shark Stadium press box. Seats will be issued according to the following criteria:

1. State newspapers by circulation, wire services, national publications, newspapers from opponent's area, and student newspapers from UM and opponent's schools.
2. Other daily newspapers, with preference to those that regularly cover UM.
3. Radio and television personnel not broadcasting, but considered reporting.
4. Non-daily newspapers, with preference to those which regularly cover UM.
5. Scouts. Freelance and/or non-daily writers may be asked to produce copies of actual publications in which their work has appeared. In some cases, these materials will be required as verification of the writers' status.

CONFERENCE ROAD GAME CREDENTIALS

Writers covering UM on a regular basis can make all requests for conference road credentials with Mark Pray (mpray@miami.edu) or through the media relations department of the home team.

NON-CONFERENCE ROAD GAME CREDENTIALS

Writers covering UM on a regular basis may make requests for non-conference road credentials with the UM Sports Information Office. Credential requests are faxed to the opponent school by Monday two weeks prior to the contest.

Right BETWEEN THE NUMBERS

- ▶ Sophomore quarterback Jacory Harris ranks 17th in the nation in passing efficiency (152.13).
- ▶ Junior running back Graig Cooper ranks 14th nationally in all-purpose yards per game (165.00). He also ranks third in the ACC in all-purpose yardage behind Maryland's Torrey Smith (236.7) and Clemson's C.J. Spiller (206.6).
- ▶ Miami is currently ranked No. 12 in the latest Sagarin Ratings.
- ▶ As a team, Miami currently ranks 16th nationally in pass efficiency (153.29), 32nd in passing offense (252.60) and 18th in kickoff returns (26.17).
- ▶ Junior running back Damien Berry had a break-out performance in Miami's 48-16 win over FAMU last weekend. Berry, seeing his first action at running back, carried the ball 14 times for 162 yards and a touchdown against FAMU.
- ▶ With 15 carries against No. 8 Oklahoma, Javarris James (457 career attempts) moved into sole possession of fourth place on the program's all-time rushing attempts, passing Stephen McGuire (450) and Danyell Ferguson (454).
- ▶ James also tallied his fifth 100-yard rushing game as a Hurricane with a career-best 150 yards rushing against the Sooners. James now has 1,967 rushing yards - good enough for eighth in school history. With 33 more yards on the ground, James will become just the seventh player in school history to amass 2,000 career rushing yards.
- ▶ UM's 12 scheduled opponents this season had a combined record of 93-61 (.604) last season, with eight of the 12 opponents having won at least eight games.
- ▶ Four UM receivers stand at 6-3 or taller: Leonard Hankerson and Aldarius Johnson are 6-3, LaRon Byrd is 6-4 and Tommy Streeter is 6-5. Miami's top three tight ends are all 6-4 or taller, including Jimmy Graham who stands at 6-8.
- ▶ Nine different players either led or tied for the team-lead in receptions in a game last season. This season, the number is already up to six. In UM's 2009 season-opener, Travis Benjamin and Leonard Hankerson led the team with four catches a piece, LaRon Byrd led the team in receptions the next two games (5 vs. Georgia Tech, 4 at Virginia Tech) while Aldarius Johnson had a team-high four receptions in Miami's win over Oklahoma. Last weekend, a pair of freshman tied for the team-lead, as Tommy Streeter and Mike James each finished with three receptions.
- ▶ Miami is 6-3 in the month of October under Randy Shannon and 28-5 in October this decade.
- ▶ Sixteen different players players have caught at least one pass through the seasons first five games and eight of those 16 have at least five catches - including LaRon Byrd, who has a team-high 13 receptions.
- ▶ The UM football team currently consists of 53 freshmen and sophomores and only 38 juniors and seniors.
- ▶ No position on the UM roster is as young as the receiver position, where junior Leonard Hankerson is the lone upperclassmen. Behind Hankerson, the next seven receivers are all in just their second year in the program.
- ▶ After playing 21 true freshmen in last season's season-opener, UM played just five in the 2009 opener in Tallahassee.
- ▶ A year after Travis Benjamin collected 274 all-purpose yards against FSU, Graig Cooper nearly matched the impressive feat in tallying 232 yards against the 'Noles in Tallahassee in the season opener.
- ▶ For the second straight year, UM opened the season without an upperclassman at the top two quarterback spots on the depth chart (2008 - Robert Marve and Jacory Harris; 2009 - Jacory Harris and A.J. Highsmith).
- ▶ Miami's season-opening win at Florida State on Labor Day night was ESPN's third-most viewed regular season college football game in the history of the network.

ASSOCIATED PRESS TOP 25 Oct. 11, 2009		
No	Team	Record Pts.
1	Florida (50)	5-0 1490
2	Alabama (10)	6-0 1430
3	Texas	5-0 1395
4	Virginia Tech	5-1 1283
5	Boise State	5-0 1199
6	USC	4-1 1161
7	Ohio State	5-1 1048
8	Cincinnati	5-0 1038
9	Miami (FL)	4-1 970
10	LSU	5-1 947
11	Iowa	6-0 919
12	TCU	5-0 917
13	Oregon	5-1 776
14	Penn State	5-1 597
15	Nebraska	4-1 576
16	Oklahoma State	4-1 559
17	Kansas	5-0 551
18	Brigham Young	5-1 490
19	Georgia Tech	5-1 453
20	Oklahoma	3-2 432
21	South Florida	5-0 330
22	South Carolina	5-1 319
23	Houston	4-1 192
24	Utah	4-1 76
25	Notre Dame	4-1 75

ARV: Pittsburgh 58, Auburn 55, West Virginia 46, Mississippi 28, Wisconsin 27, Missouri 25, Arkansas 16, Central Michigan 6, Arizona 5, Michigan 5, Oregon State 2, Navy 1, Idaho 1, Stanford 1, Texas Tech 1

USA TODAY COACHES' TOP 25 Oct. 11, 2009		
No	Team	Record Pts.
1	Florida (53)	5-0 1468
2	Texas (1)	5-0 1402
3	Alabama (5)	6-0 1378
4	Virginia Tech	5-1 1241
5	USC	4-1 1175
6	Boise State	5-0 1170
7	Ohio State	5-1 1122
8	TCU	5-0 979
9	Cincinnati	5-0 973
10	LSU	5-1 944
11	Miami (FL)	4-1 847
12	Iowa	6-0 785
13	Penn State	5-1 782
14	Oklahoma State	4-1 676
15	Kansas	5-0 640
16	Oregon	5-1 620
17	Nebraska	4-1 491
18	Oklahoma	3-2 447
19	Brigham Young	5-1 441
20	Georgia Tech	5-1 420
21	South Florida	5-0 305
22	South Carolina	5-1 279
23	Houston	4-1 96
24	Missouri	4-1 90
25	Notre Dame	4-1 76

ARV: Auburn 73, Mississippi 60, Pittsburgh 57, Utah 49, Wisconsin 37, West Virginia 13, Arkansas 12, Oregon State 8, Stanford 8, CENTRL MICHIGAN 7, Michigan 2, North Carolina 1, UCLA 1

HARRIS POLL Oct. 11, 2009		
No	Team	Record Pts.
1	Florida (99)	5-0 2831
2	Alabama (13)	6-0 2684
2	Texas (2)	5-0 2684
4	Virginia Tech	5-1 2386
5	Boise State	5-0 2274
6	USC	4-1 2250
7	Ohio State	5-1 2073
8	Cincinnati	5-0 1935
9	LSU	5-1 1905
10	TCU	5-0 1805
11	Iowa	6-0 1697
12	Miami (FL)	4-1 1627
13	Penn State	5-1 1371
14	Oregon	5-1 1350
15	Oklahoma State	4-1 1186
16	Kansas	5-0 1141
17	Brigham Young	5-1 963
18	Oklahoma	3-2 883
19	Nebraska	4-1 869
20	Georgia Tech	5-1 771
21	South Florida	5-0 691
22	South Carolina	5-1 481
23	Houston	4-1 252
24	Auburn	5-1 164
25	Notre Dame	4-1 142

ARV: Utah 119, Missouri 96, Mississippi 94, Wisconsin 90, Pittsburgh 75, West Virginia 50, Arkansas 32, Michigan 22, Oregon State 21, Idaho 8, Stanford 7, Central Michigan 6, Michigan State 4, California 4, Connecticut 4, Tennessee 2, Navy 1.

Miami TEAM LEADERS

► Here is list of Miami's statistical team leaders through five games this season:

Passing Yards	Jacory Harris	1,225
Rushing Yards	Javarris James	297
Receiving Yards	Travis Benjamin	234
Receptions	LaRon Byrd	13
Punt Return Yards	Thearon Collier	62
Kick Return Yards	Graig Cooper	400
Total Touchdowns	Javarris James	3
	Jimmy Graham	3
Scoring	Matt Boshier	31
All-Purpose Yards	Graig Cooper	660
Solo Tackles	Colin McCarthy	17
Total Tackles	Colin McCarthy	38
Tackles for a loss	Joe Joseph	5.0
Sacks	Allen Bailey	3.0
	Marcus Robinson	3.0
Interceptions	Randy Phillips	1
	Brandon Harris	1
Pass breakups	Brandon Harris	10
Fumbles recovered	Kendal Thompkins	1
	Josh Holmes	1
	Joe Joseph	1
Fumbles forced	Marcus Robinson	2

Recapping THE FAMU GAME

- **SWEET START:** With tonight's win over Florida A&M, Miami improves to 4-1 for the second time under third-year head coach Randy Shannon and has won at least four of its first five games eight times this decade.
- **BERRY, BERRY GOOD DEBUT:** In his first game with a carry, Damien Berry also notched his first career 100-yard rushing game, finishing with a team- season-high 162 yards on 14 carries, including a career-long 49-yard run.
 - It marks the most rushing yards by a Hurricane since Tyrone Moss racked up 195 yards on the ground in a 34-16 win over North Carolina on Oct. 29, 2005, at the Orange Bowl.
 - It is the second-straight game a Hurricane has rushed for 150-or-more yards, as Javarris James tallied 150 yards on 15 carries versus Oklahoma's top-ranked defense one week ago.
 - Damien Berry posted his first career carry with a five-yard run with 10:15 remaining in the second quarter. He followed that up with a 26-yard carry two minutes later.
- **OFFENSIVE PRODUCTION:** Miami scored a season-high 48 points versus the Rattlers, besting its previous season high of 38 points in the season-opening win at then-No. 18 Florida State.
 - Miami's 470 total yards of offense is the second-most recorded by the Hurricanes this season and marks their third 450-plus yard offensive output in five games this season. UM previously notched 476 yards at FSU and 454 yards versus Georgia Tech.
 - It is the highest offensive production for the Hurricanes since they beat Duke 49-31 on Oct. 18, 2008 in Durham.
 - Miami's 31 first-half points were the most in a half for the Hurricanes since a 35-point second half barrage in that Duke game on Oct. 18, 2008, which resulted in a 49-31 UM win.
 - It marks the most first-half points by the 'Canes since a 34-point opening half in the 47-17 win at Wake Forest on Nov. 12, 2005.
 - Miami's 48 points are more than Florida A&M has allowed all season. The Rattlers have given up 44 total points in their four previous games this season.
 - Six different Hurricanes scored versus the Rattlers – the most since seven Miami players scored in that 2008 win at Duke. Miami posted three rushing TDs (Chambers, M. James, Berry), two receiving TDs (Graham, Hankerson) and one punt return for a TD (Collier).
 - **THAT'S A FIRST:** Mike James rushed for his first career touchdown with a five yard carry in the second quarter to help put Miami up 24-3. He added a career-long 17-yard reception in the second quarter.
 - Tommy Streeter made his offensive debut for the Hurricanes with 9:20 remaining in the opening quarter and recorded his first reception with a 17-yard catch with 2:20 remaining in the quarter.
 - Kendal Thompkins notched his first career reception in the second quarter with an 18-yard catch. With the catch, he became the 14th Hurricane to catch a pass from Jacory Harris in five games this season.
 - Lee Chambers rushed for his first career touchdown with a two-yard carry in the second quarter to help put the 'Canes up 31-3.
- **HANKERSON JOINS THE PARTY:** Junior Leonard Hankerson posted his first touchdown reception of the season and the fourth of his career with a five-yard TD pass in the opening quarter to get the Hurricanes on the board, 7-3. He is the sixth Hurricane to catch a touchdown reception from Jacory Harris this season.
- **MOVING UP THE CHARTS:** With his 55th consecutive point after touchdown for Miami's 24th point of the game, Matt Boshier took sole possession of fourth place in all-time consecutive PATs. He went 6-for-6 today – and 19-for-19 on the season – to extend his streak to 59-straight PATs.

Whipple BALL

- Five games into his tenure as the University of Miami's offensive coordinator, Mark Whipple has the 'Canes' passing game off to a fast start as Miami ranks in the nation's Top 40 in both passing efficiency (16th; 153.29) and passing offense (32nd; 25260 ypg).
- Despite going up against four ranked teams in the season's first five games, the Hurricanes' offense has scored more than 20 points four times, including a 38-point performance in Miami's season-opening win over No. 18 FSU in Tallahassee, a 33-point showing the following week against No. 14 Georgia Tech and a season-high 48-point performance this past weekend against Florida A&M.
- Quarterback Jacory Harris has proven to be one of the league's top passers through the first month of the 2009 season, ranking 17th nationally in pass efficiency (152.13) and fifth in the ACC in passing yards per game (245.0).

Fox EARNS WEEKLY HONOR AFTER OU GAME

- Senior offensive tackle Jason Fox was named ACC Offensive Lineman of the Week after anchoring an offensive front that paved the way for Javarris James' 150 rushing yards against the nation's top-ranked rushing defense in a 21-20 win against eighth-ranked Oklahoma on Oct. 3. Aided by Fox's performance at the tackle position, the Hurricanes piled on 342 yards of total offense. Fox graded out at 99 percent for the game and added three pancake blocks, while not allowing a sack.

McCARTHY RETURNING TO FORM

- ▶ Five games into the 2009 season, junior linebacker Colin McCarthy has emerged as one of the ACC's top tacklers after missing most of the 2008 season with an injury.
- ▶ He currently leads the Miami defense with 38 total tackles. He ranks in a tie for sixth in the ACC with an 7.4 tackle-per-game average despite having played against four ranked teams to open the season.
- ▶ As a sophomore in 2007, McCarthy ranked third on the team with 68 total tackles, including 12 for a loss.

Three 'CANES TO BE INDUCTED INTO RING OF HONOR

- ▶ University of Miami Director of Athletics Kirby Hocutt and head football coach Randy Shannon have announced the selection of three new members to the UM Ring of Honor.
- ▶ Former 'Canes Bennie Blades, Eddie Dunn and Steve Walsh will all be placed in the Ring of Honor during halftime of Miami's home game against Clemson on Saturday, Oct. 24 at Land Shark Stadium.
- ▶ The Ring of Honor was established during the 1997 season as a way to recognize the outstanding players that have passed through the UM football program. This will be the fourth class to be inducted.
- ▶ Blades, Dunn and Walsh will join current Ring of Honor members in the Ring of Honor. The new inductees' names will be on display at future UM games in Land Shark Stadium beginning Oct. 24.

CURRENT RING OF HONOR MEMBERS

- Ottis Anderson (1975-78)
- Don Bosseler (1953-56)
- Jim Dooley (1949-51)
- Ted Hendricks (1966-68)
- Jim Kelly (1979-82)
- Cortez Kennedy (1988-89)
- Bernie Kosar (1982-84)
- Edgerrin James (1996-98)
- George Mira (1961-63)
- Jim Otto (1957-59)
- Burgess Owens (1970-72)
- Vinny Testaverde (1982-86)
- Gino Torretta (1989-92)

2009 INDUCTEES

- Bennie Blades (1985-87)
- Eddie Dunn (1935-39)
- Steve Walsh (1987-88)

▶ The Ring of Honor was established during the 1997 season as a way to recognize the outstanding players that have passed through the Hurricane Football program. This becomes the fourth class to be inducted. The initial class was made up of Mira, Dooley, Hendricks and Testaverde while the second class of Anderson, Bosseler, Kosar and Owens was inducted in 1999. Last year, Miami inducted its third class of Kelly, Kennedy, James, Otto and Torretta.

▶ A special luncheon featuring the new Ring of Honor inductees and members from previous classes will be held the day before the game - Friday, October 23, 2009- from 12 - 2 p.m. at the Four Seasons Hotel Miami at 1435 Brickell Avenue, Miami, Florida. Sponsor tables can be purchased for \$1,500 and luncheon tickets may be purchased for \$100 per person. For further information please contact the University of Miami Hurricane Club at (305) 284-6699. Proceeds from the Luncheon will benefit the Hurricane Club Student-Athlete Scholarship Fund. Sponsor table hosts will receive their name in the program and a special gift, as well as preferred seating.

Miami NO. 12 IN LATEST SAGARIN RATINGS

- ▶ After winning four of its first five games - including three wins against ranked opponents - the University of Miami is ranked 12th in the latest Jeff Sagarin Ratings.
- ▶ The 'Canes currently have a rating of 84.51, just behind Cincinnati (84.98) and LSU (84.89).
- ▶ Three of Miami's first four opponents this season are currently in the Top 20, with Virginia Tech currently at No. 3, Georgia Tech at No. 15 and Oklahoma at No. 16.
- ▶ In fact, over half of Miami's 12 regular season opponents are currently ranked in the Top 50 of the Sagarin Ratings (VT - 3, GT - 167, OU - 16, USF - 23, Clemson - 42, FSU-45, Wake Forest - 50).

	Record	Strength of Schedule	vs. Top 30 Rated	Rating
1. Florida	5-0	69.83 (49)	1-0	93.99
2. Alabama	6-0	72.75 (24)	2-0	93.46
3. Virginia Tech	5-1	78.94 (2)	2-1	90.99
4. Southern Cal	4-1	74.66 (13)	2-0	87.90
5. Boise State	5-0	68.77 (59)	1-0	88.60
6. Oregon	4-1	74.65 (14)	2-1	88.58
7. Nebraska	4-1	70.55 (40)	0-1	86.99
8. Ohio State	5-1	71.07 (37)	1-1	86.22
9. Iowa	6-0	72.23 (30)	2-0	85.90
10. Cincinnati	5-0	63.24 (109)	0-0	84.98
11. LSU	5-1	73.94 (18)	0-1	84.89
12. MIAMI	4-1	76.88 (6)	2-1	84.51
13. TCU	5-0	67.30 (75)	0-0	83.49
14. Texas	5-0	64.63 (100)	0-0	83.49
15. Georgia Tech	5-1	74.49 (15)	0-1	82.86

NFL U

- ▶ Seven former University of Miami football players were named to the Pro Bowl last season, easily the highest representation for any school in the nation.
- ▶ This year, a number of 'Canes rank among the NFL's elite statistically.
 - ▶ Willis McGahee (Ravens) is tied with Adrian Peterson for a league-high seven TDs
 - ▶ Clinton Portis (Redskins) ranks 10th in the league in rushing yards (338)
 - ▶ Reggie Wayne (Colts) ranks second in the league in receiving yards (459) and is tied for first in receiving touchdowns (4).
 - ▶ Andre Johnson (Texans) ranks fifth in the league in receiving yards (437) and is tied for first in receiving touchdowns (4).
 - ▶ Kellen Winslow is tied for the league-lead with four receiving touchdowns.
 - ▶ Ray Lewis (Ravens) is tied for eighth in the league in total tackles (45).
 - ▶ D.J. Williams (Broncos) is tied for 13th in the league in total tackles (40).
 - ▶ Ed Reed (Ravens) is tied for ninth in the league with two interceptions.

▶ For more updates on Hurricanes in the NFL, see page 12.

National PERSPECTIVE

▶ In addition to a No. 9 ranking in the AP poll and a No. 11 ranking in the USA Today/ESPN Coaches polls, the 'Canes are receiving other Top 25 recognition after starting 4-1, with three wins against ranked opposition.

Here is a list of some other national rankings for the 'Canes heading into the weekend:

- ▶ **ESPN Power Ranking:** 9
- ▶ **ESPNU Fan Ranking:** 10
- ▶ **Legends Poll:** 13
- ▶ **Sporting News:** 11
- ▶ **CBSSports.com 120:** 11
- ▶ **Yahoo! User Rankings:** 13
- ▶ **CollegeFootballNews.com:** 6
- ▶ **Harris Interactive:** 12

Coaches AT THEIR ALMA MATERS

► Miami's Randy Shannon is one of 15 head coaches working at their alma maters this season. The Hurricanes are scheduled to face two coaches coaching at their alma maters this season (Frank Beamer - Virginia Tech; Al Groh - Virginia).

Chris Ault - Nevada

Frank Beamer - Virginia Tech

Troy Calhoun - Air Force

Steve Fairchild - Colorado State

Pat Fitzgerald - Northwestern

Ralph Friedgen - Maryland

Al Groh - Virginia

Mike Gundy - Oklahoma State

Doug Marrone - Syracuse

Rick Neuheisel - UCLA

Randy Shannon - Miami

Mark Snyder - Marshall

Dave Wannstedt - Pittsburgh

Charlie Weis - Notre Dame

Paul Wulff - Washington State

Jacory HAS RECORD GAME AGAINST FSU

- Sophomore quarterback Jacory Harris, making just his third career start, had one of the top passing performances in school history in Miami's season-opening 38-34 win at No. 18 Florida State.
- Harris etched his name into the Hurricanes' record books in tossing for the 10th-most passing yards in a single game in school history with 386 yards through the air against the 'Noles.
- It was the most passing yards ever by a Miami quarterback ever against FSU and was the most by a 'Cane since Ken Dorsey tossed for 422 yards against West Virginia in 2002.
- Harris, who earned ACC Offensive Back of the Week honors for his performance, finished the contest 21-of-34 with two passing touchdowns and a rushing touchdown.

Ratings REPORT: MIAMI-FSU

- Miami's season-opening win at FSU on Labor Day is ESPN's third-most viewed regular season college football game in the history of the network – behind the 2009 USC-Ohio State game and the Miami-FSU Labor Day battle in 2006.
- The '09 Labor Day game recorded 5,820,001 household impressions, had 8,406,103 viewers with a rating of 5.89.
- The Hurricanes have now been a part of four of ESPN's six most-watched regular season games on the network.

MOST VIEWED REGULAR SEASON COLLEGE FOOTBALL GAMES IN ESPN HISTORY

DATE	GAME (Result)	HOUSEHOLDS
Sept. 12, 2009	USC at Ohio State (USC won, 18-15)	7,243,000
Sept. 4, 2006	Florida State at Miami (Florida State won, 13-10)	6,329,828
Sept. 7, 2009	Miami at Florida State (Miami won, 38-34)	5,820,001
Nov. 2, 2006	West Virginia at Louisville (Louisville won, 44-34)	4,915,915
Sept. 6, 2008	Miami at Florida (Florida won, 26-3)	4,886,206
Oct.8, 1994	Florida State at Miami (Miami won, 34-20)	4,846,320

Its ALL ABOUT THE BENJAMIN

- Sophomore wide receiver/return man Travis Benjamin has had the best two games of his career against arch-rival Florida State.
- Last year against the Seminoles in Miami, he collected an impressive 274 all-purpose yards - the most by a Hurricane since Edgerrin James had 310 all-purpose yards (299 rushing, 11 receiving) against UCLA in 1998. He finished the contest with 185 yards on kick returns, 71 yards receiving and 18 yards rushing.
- In the season-opener against FSU in Tallahassee, Benjamin didn't match his total yardage from 2008, but he did have the best receiving game of any Hurricane since 2006, catching four passes for 128 yards and a touchdown. His four catches went for gains of 39, 29, 20 and 40 yards.
- Benjamin ranked second on the team with 1,012 all-purpose yards last year and is third this year with 263 after four games.
- He now has three career touchdowns against the Seminoles, scoring the first two touchdowns of his career last season (18-yard rushing TD, 51-yard receiving TD) before picking up his third this season (39-yard receiving TD).
- Last year, Benjamin was named a Rivals.com Freshman All-American after finishing the season with team-highs in punt return yardage (181), kick return yardage (496) and yards per reception (16.3).
- This season, he leads the 'Canes in receiving yards (234), yards per catch (21.3) and ranks third in all-purpose yardage (331).

TRAVIS BENJAMIN CAREER vs. FSU

YEAR	RUSHING	RECEIVING	KICK RETURN	PUNT RETURN	ALL-PURPOSE	TOUCHDOWNS
2009	5	128	-	7	140	1
2008	18	71	185	-	274	2

Freshmen SEE FIRST ACTION

- After playing 21 true freshmen in the season-opener last season, Miami played just five true freshman in the 2009 opener in Tallahassee. Ray-Ray Armstrong, Mike James, Brandon McGee, Olivier Vernon and Brandon Washington all saw action against the 'Noles, with Vernon seeing the most significant time at the defensive end position.

Coop DOES IT ALL

- A year after Travis Benjamin collected 274 all-purpose yards against FSU, Graig Cooper nearly matched the impressive feat in tallying 232 yards against the 'Noles in Tallahassee in the season opener on Labor Day.
- The junior collected 177 kick return yards - the fourth-highest single game total in school history.
- He averaged 35.4 yards per return - including a 63-yard return in the third quarter.
- Cooper scored the eventual game-winning touchdown against FSU in the opener on a 3-yard run to put the 'Canes up 38-34 with 1:53 to play.
- On Sept. 17 against Georgia Tech, Cooper was at it again, racking up 93 yards rushing, 32 receiving and 61 yards on kick returns for a game-high 186 all-purpose yards.
- At Virginia Tech, he once again led the 'Canes in all-purpose yardage, racking up 130 total yards.
- He enters Saturday's game against the Knights ranking 14th nationally in all-purpose yards per game (165.0).

It's BEEN A WHILE

► Sophomore quarterback Jacory Harris entered the season snapping a streak of at least 16 years since a player from Miami-Dade County quarterbacked a University of Miami team. Hialeah High School's Ryan Collins started the last seven games of the 1993 season, but did not go into the season as the starter. Kary Baker was the last Miami-Dade County quarterback to enter the season as the starting quarterback. Baker, from Miami-Edison High School, was UM's starter in 1974 and also was Miami's first African-American quarterback.

MIAMI QUARTERBACKS SINCE 1974

2009	<i>Jacory Harris</i>	<i>Miami</i>
2008	Robert Marve	Tampa
2007	Kyle Wright	Danville, Calif.
2006	Kyle Wright	Danville, Calif.
2005	Kyle Wright	Danville, Calif.
2004	Brock Berlin	Shreveport, La.
2003	Brock Berlin	Shreveport, La.
2002	Ken Dorsey	Orinda, Calif.
2001	Ken Dorsey	Orinda, Calif.
2000	Ken Dorsey	Orinda, Calif.
1999	Ken Dorsey	Orinda, Calif.
1998	Scott Covington	Laguna Niguel, Calif.
1997	Ryan Clement	Denver, Colo.
1996	Ryan Clement	Denver, Colo.
1995	Ryan Clement	Denver, Colo.
1994	Frank Costa	Philadelphia, Pa.
1993	Frank Costa	Philadelphia, Pa.
	<i>Ryan Collins</i>	<i>Pembroke Pines</i>
1992	Gino Torretta	Pinole, Calif.
1991	Gino Torretta	Pinole, Calif.
1990	Craig Erickson	West Palm Beach
1989	Craig Erickson	West Palm Beach
1988	Steve Walsh	St. Paul, Minn.
1987	Steve Walsh	St. Paul, Minn.
1986	Vinny Testaverde	Elmont, N.Y.
1985	Vinny Testaverde	Elmont, N.Y.
1984	Bernie Kosar	Boardman, Ohio
1983	Bernie Kosar	Boardman, Ohio
1982	Mark Richt	Boca Raton
1981	Jim Kelly	East Brady, Pa.
1980	Jim Kelly	East Brady, Pa.
1979	Mike Rodrigue	Tallahassee
1978	Kenny McMillian	DeLand
1977	Kenny McMillian	DeLand
	E.J. Baker	Lakeland
1976	E.J. Baker	Lakeland
1975	E.J. Baker	Lakeland
1974	<i>Kary Baker</i>	<i>Miami</i>

Miami ON THE BIG STAGE

► The Hurricanes came right out of the gate in 2009 its first four games against a ranked opponent on national TV. Miami opened its season Labor Day night in Tallahassee with a 38-34 win over No. 18 Florida State, 10 days before beating No. 14 Georgia Tech, 33-17, on a ESPN Primetime Thursday contest.
 ► Three weeks ago, the 'Canes suffered their only defeat of 2009, falling at No. 11 Virginia Tech on ABC before picking up their third win over a ranked opponent two weeks back with a 21-20 win over No. 8 Oklahoma in primetime on ABC.

Miami VS. AP-RANKED TEAMS

► Miami has won 27 of its last 43 games against ranked teams, dating back to the 2000 season.
 ► Miami is 88-114-1 vs. AP-ranked teams since its first game against a ranked opponent in No. 18 Alabama in 1941.
 ► Miami is 40-57 vs. AP top-10 teams since playing No. 6 Alabama in 1947.
 ► Miami is 22-33 against AP top-5 teams since playing No. 3 Maryland in 1953.
 ► Miami's victory over No. 1 Florida State on Oct. 7, 2000, extended UM's record to 10-7 against No. 1-ranked teams. Of those 16 meetings with No. 1, six of the past eight have been against FSU.

Miami VS. RANKED OPPONENTS SINCE 1990

► Since 1990, Miami has registered a 48-38 mark against Associated Press ranked teams and a 125-16 record against unranked opponents. Miami's loss to North Carolina in 2004 marked the first loss to an unranked team since losing to East Carolina in 1999, a span of 65 games.

Running FOR RECORDS

Here is a quick look at some individual UM career rushing records to watch out for during the 2009 season:

► With 55 rushing attempts this season, senior Javarris James has moved from eighth place on Miami's all-time rushing attempts list to fourth through the season's five games. With 15 carries two weeks back in the Hurricanes' win over No. 8 Oklahoma, James passed both Stephen McGuire (450 attempts) and Danyell Ferguson (454 attempts) to move into fourth place with 456 career attempts. He now trails only Ottis Anderson (691 attempts), James Jackson (541 attempts) and his cousin Edgerrin James (474 attempts).

MIAMI'S CAREER RUSHING ATTEMPTS LEADERS

1. Ottis Anderson	691
2. James Jackson	541
3. Edgerrin James	474
4. Javarris James	457
5. Danyell Ferguson	454

► James also moved into the school's Top 10 in career rushing yards against the Sooners, moving into eighth place with 1,963 yards before adding four yards against FAMU. With 150 yards on the ground against Oklahoma, James passed Alonzo Highsmith (1,914), Tyrone Moss (1,942) and McGuire (1,953) on the list. With nine more yards rushing, he will pass Frank Gore (1,975) for seventh place and with 43 more yards, he would become just the seventh player in school history to amass 2,000 career rushing yards.

MIAMI'S CURRENT TOP 10 CAREER RUSHING LEADERS

1. Ottis Anderson	3,331
2. Edgerrin James	2,960
3. James Jackson	2,953
4. Clinton Portis	2,523
5. Danyell Ferguson	2,214
6. Willis McGahee	2,067
7. Frank Gore	1,975
8. Javarris James	1,967
9. Stephen McGuire	1,953
10. Tyrone Moss	1,942

► Junior Graig Cooper (1,723) needs 219 rushing yards to enter the program's all-time Top 10 all-time.
 ► Cooper and James also rank in a tie for ninth all-time with five career 100-yard games apiece.

Other RECORDS TO WATCH

► Jason Fox has started 41 games in his career. He could tie William Joseph for a UM record 50 career starts if the 'Canes play in the ACC Championship game and a bowl game and Fox starts all 14 games this season. (Ed Reed is second on the list with 48 career starts).
 ► Matt Boshier is 4th all-time in consecutive PATs (59) and 10th in FGs made (22) and points scored by a kicker (125).

The NORTHWESTERN SEVEN

▶ Last season's freshman class included seven players from Northwestern High School in Miami.

Here is a look at how each fared their first season at Miami in 2008:

QB JACORY HARRIS

▶ Played in all 13 games, starting two; Threw for 1,195 yards and 12 touchdowns; also ran for 101 yards

LB SEAN SPENCE

▶ Earned numerous Freshman All-America honors; Named ACC Defensive Rookie of the Year; Recorded 65 tackles

WR ALDARIUS JOHNSON

▶ Led the 'Canes in catches (31) and receiving yards (332); Caught eight passes for 84 yards and a TD at Duke

DT MARCUS FORSTON

▶ Earned numerous Freshman All-America honors; Had 4.5 tackles for a loss, including three sacks

WR TOMMY STREETER

▶ Sat out the 2008 season with a wrist injury

WR KENDAL THOMPkins

▶ Played in the first two games before an injury forced him to miss the remainder of the season.

OL BEN JONES

▶ Redshirted; Participated on the scout team

Torretta HONORED FOR HALL INDUCTION

▶ Former Hurricane great Gino Torretta was honored at halftime of the Miami-Georgia Tech game on Sept. 17 after it was announced on April 30 that he will be inducted into the College Football Hall of Fame. Archie Manning – the chairman of The National Football Foundation and College Hall of Fame – announced that Torretta would join 15 fellow First Team All-America players and two legendary coaches in the College Football Hall of Fame Class of 2009.

▶ He will be inducted in the Hall of Fame on Dec. 8 in New York City and officially enshrined at the Hall in South Bend, Ind., during ceremonies in the summer of 2010. Joining Torretta in the class is an impressive group of college football names, including Notre Dame wide receiver Tim Brown, Ohio State linebacker Chris Spielman and legendary coaches John Robinson and Dick McPherson.

▶ With the announcement, he became just the fourth Hurricane player to be selected for induction in the Hall, joining Bennie Blades (2006), Don Bosseler (1990) and Ted Hendricks (1987) in prestigious company.

Testaverde NAMED TO ACC'S 2009 LEGENDS CLASS

▶ Former quarterback Vinny Testaverde has been named by the Atlantic Coast Conference as the University of Miami's representative in its Class of 2009 Dr Pepper Football Championship Game Legends. Testaverde, a Ring of Honor and Hall of Fame member at UM, headlines the 12-member group announced by the league on Sept. 2 that also includes former Florida State quarterback Chris Weinke and one of the winningest head coaches in league history in Clemson's Danny Ford.

▶ The Legends will be honored at this year's Dr Pepper ACC Football Championship Game weekend. They will appear at the ACC Coaches and Awards Luncheon at noon on Friday, Dec. 4, and will be honored at the "ACC Night of Legends" held at the Grand Hyatt Tampa Bay on Friday evening. They will also be recognized during pre-game ceremonies at Raymond James Stadium for the 5th Annual Dr Pepper ACC Football Championship, which has an 8 p.m. kickoff on Dec. 5 and will be nationally televised by ESPN.

Jacory GETTING EARLY HEISMAN ATTENTION

▶ In the latest ESPN.com Experts' Poll, sophomore quarterback Jacory Harris is ranked fifth on the Heisman Watch list, trailing only Tim Tebow of Florida, Colt McCoy of Texas, Jimmy Clausen of Notre Dame and Tony Pike of Cincinnati. The poll listed below is as of Oct. 5

ESPN Experts' Poll

Name	Position	School	Year	1st	2nd	3rd	4th	5th	Total
Tim Tebow	QB	Florida	Sr.	12	3	0	0	0	72
Colt McCoy	QB	Texas	Sr.	3	9	2	0	1	58
Jimmy Clausen	QB	Notre Dame	Jr.	0	3	7	3	1	40
Tony Pike	QB	Cincinnati	Sr.	0	0	5	3	3	24
Jacory Harris	QB	MIAMI	Soph.	0	0	1	3	3	12
Case Keenum	QB	Houston	Jr.	0	0	0	3	2	8
Toby Gerhart	RB	Stanford	Sr.	0	0	0	1	3	5
Ryan Mathews	RB	Fresno State	Jr.	0	0	0	1	0	2
Todd Reesing	QB	Kansas	Sr.	0	0	0	1	0	2
Jahvid Best	RB	Cal	Jr.	0	0	0	0	1	1
Ryan Williams	RB	Virginia Tech	Fr.	0	0	0	0	1	1

ESPN Experts: Brian Bennett, Beano Cook, Rece Davis, Heather Dinich, Brad Edwards, Bruce Feldman, Pat Forde, Tim Griffin, Chris Low, Ivan Maisel, Todd McShay, Ted Miller, Adam Rittenberg, Mark Schlabach and Graham Watson

The TOUGH BIG FOUR TO OPEN

▶ The University of Miami's first four games of the 2009 season were against four ranked opponents in Florida State, Georgia Tech, Virginia Tech and Oklahoma. Those teams were all ranked in the final polls last year and had a combined 2008 record of 40-14. This week, three of the four are ranked inside the AP Top 25. Virginia Tech is currently ranked fifth, Oklahoma is ranked 19th and Georgia Tech comes in at No. 22

▶ Not only were Miami's first three games against ACC schools, but it was against the top three ACC teams going into the season as predicted by the Atlantic Coast Conference media. (Florida State 1st in Atlantic, Virginia Tech 1st in Coastal and Georgia Tech 2nd in Coastal).

▶ The 'Canes first non-conference game was against 2008 national runner-up Oklahoma. The 'Canes defeated the eighth-ranked Sooners, 21-20, to finish the opening stretch with a 3-1 record.

Turning THE CORNER

- ▶ Sophomore cornerback Brandon Harris is off to a strong start through the first five games of the 2009 season. He currently leads the Atlantic Coast Conference with 10 pass break-ups, ranks in a tie for third on the team with 25 tackles, and he just recorded his first interception of the season last week against Florida A&M.
- ▶ He recorded a career-high nine total tackles at FSU in the season-opener, earning ACC Defensive Back of the Week honors for his effort in Tallahassee.
- ▶ Harris, a 2009 All-ACC Academic Team member, recorded 30 total tackles and had just three passes defended in 13 games as a true freshman last season.

Spence OF OLD

- ▶ After a slow start to the season, sophomore linebacker Sean Spence has come on the last three games against Virginia Tech, Oklahoma and Florida A&M.
- ▶ After recording a combined five tackles in Miami's first two games (3 at FSU, 2 vs. Georgia Tech), Spence has averaged over seven tackles per game since, recording eight tackles at Virginia Tech, a career-high tying 10 vs. Oklahoma and four last week against FAMU.
- ▶ Spence, ACC's Defensive Rookie of the Year last season, currently ranks second on the team in tackles with 27.

Comparison: MIAMI AND UCF

▶ Here is a quick look at the match-ups you will see when the 'Canes and Knights square off on Saturday at Bright House Networks Stadium:

MIAMI HURRICANES			UCF KNIGHTS		
Offense	Avg	NCAA Rank	Defense	Avg	NCAA Rank
PPG	29.40	49	PPG	20.00	35
Rushing	137.60	70	Rushing	94.40	15
Passing	252.60	32	Passing	246.00	95

Defense	Avg	NCAA Rank	Offense	Avg	NCAA Rank
PPG	23.56	56	PPG	23.20	87
Rushing	149.60	78	Rushing	128.20	83
Passing	171.40	22	Passing	191.40	84

Net Punting	Avg	NCAA Rank	PR	Avg	NCAA Rank
Average	34.47	80	Average	11.89	31

PR	Avg	NCAA Rank	Net Punting	Avg	NCAA Rank
Average	8.20	72	Average	35.80	67

40 SOMETHING

- ▶ While Javarris James (50 yards) and Damien Berry (49) have the two longest plays from scrimmage this season, three wideouts share the longest gain on offense through the air this season.
- ▶ LaRon Byrd, Travis Benjamin and Leonard Hankerson each have a team-leading 40-yard reception this season. ▶ Benjamin and Hankerson each had a 40-yard catch at FSU in the season opener while Byrd's 40-yard catch came against Georgia Tech (Both Benjamin and Byrd scored on their 40-yard receptions).

Highsmith MAKES HIS DEBUT

- ▶ True freshman quarterback A.J. Highsmith saw his first collegiate action last weekend against Florida A&M.
- ▶ Highsmith -- son of former UM running back Alonzo Highsmith - played the entire second half against the Rattlers, completing all three of his passes for 38 yards, including a 29-yard toss to fellow freshman Tommy Streeter.

Coop AND BABY J

- ▶ So much of Miami's success offensively comes from the running back tandem of junior Graig Cooper and senior Javaris James. In the rushing duo's time together at UM, the Hurricanes have a 7-3 record when the two combine to get at least 25 carries, and a 5-9 record when they both play and are under the 25-carry mark.
- ▶ In 2007, reaching this mark was extremely important to the team's success as all five of UM's victories came when the two combined to reach the 25-carry mark.
- ▶ Last year, James missed the better part of five games with a high ankle sprain, and the only time the pair combined for more than 25 carries the 'Canes won at Virginia when Cooper and James ran 33 times for 186 yards.
- ▶ Against Georgia Tech this year, the pair combined for 31 carries and 165 yards and averaged 5.3 yards per carry against the Yellow Jackets.

ACC HONORS FOR JACORY AND BRANDON

- ▶ Miami quarterback Jacory Harris and defensive back Brandon Harris were selected Atlantic Coast Conference football players of the week for the weekend of Sept. 3-7.
- ▶ Jacory Harris earned ACC Offensive Back of the Week honors after throwing for a career-high 386 yards and two touchdowns on 21-of-34 passing in Miami's 38-34 win over No. 18 Florida State in Tallahassee.
- ▶ Brandon Harris was selected ACC Defensive Back of the Week after tallying a game- and career-high nine tackles (three solo) and breaking up two passes against FSU.
- ▶ Jacory repeated as ACC Player of the week after his performance against Georgia Tech, going 20-for-25 for 270 yards and three touchdowns.

Big BAILEY INSIDE

- ▶ First a linebacker, a year later, a defensive end, now, at 6-4 and nearly 300 pounds, junior Allen Bailey has made the move to defensive tackle in 2009. Bailey, who led the 'Canes with five sacks in 2008, played mostly on special teams as a freshman linebacker in 2007 before moving to defensive end last season, becoming the team's sack leader. This season, he has 12 sacks, 3.5 tackles for a loss, three sacks and a forced fumble.

Two SPORT STAR

- ▶ With five national championships and decades of success on the gridiron, football players at "The U" are usually the most recognizable athletes. However, one of the most recognizable names on the 2009 roster is former UM basketball player Jimmy Graham.
- ▶ Graham, who is among the program's all-time Top 10 in career blocks, opted to join the football team in lieu of pursuing a professional basketball career after his basketball eligibility expired at the conclusion of the 2008-09.
- ▶ He has played in each of Miami's first five games this season. His only three catches have gone for touchdowns, scoring in all three of UM's home games this season (vs. Georgia Tech, vs. Oklahoma and vs. FAMU).
- ▶ At 6-8, Graham is the second-tallest player on the UM football team (reserve offensive lineman Ian Symonette stands at 6-9).
- ▶ He is one of four former college basketball players making the switch to the gridiron in 2009 - Arizona forward-turned-Houston tight end Fendi Onobu, Michigan point guard-turned-slot receiver Kelvin Grady and Duke point guard-turned Syracuse quarterback Greg Paulus.

Shields SHIFTING GEARS

- ▶ After three seasons as a wide receiver, veteran Sam Shields has made the move over to cornerback for his senior season.
- ▶ Shields, who had just 470 receiving yards combined the last two seasons after tallying 501 yards as a freshman, is UM's fastest player (4.2 40-yard dash) and has instantly added another dimension to the UM secondary.
- ▶ Through the season's first five games, Shields ranks fifth on the team with 22 tackles and is tied for second in passes defended (2).

Byrd BREAKS OUT

- ▶ After being held without a catch in the season-opener at Florida State, sophomore wideout LaRon Byrd responded with a big night against Georgia Tech on Sept. 17, catching five passes for 83 yards - including an early 40-yard touchdown reception from Jacory Harris. On the year, Byrd has a team-high 13 catches for 173 yards and a touchdown.

All-Purpose YARDS RETURN

- ▶ Miami returns nine of its top 10 players in terms of all-purpose yards gained in 2008, with only Kayne Farquharson (280 yards) not back this season.
- ▶ In Miami's 2009 opener against FSU, Graig Cooper and Travis Benjamin continued to dominate the team's all-purpose yardage, accounting for over half (372 of 664) of the Hurricanes' all-purpose yardage. Cooper led the team with 232 yards - including 177 on kick-returns - while Benjamin had 140, 128 of which came through the air.
- ▶ Despite missing UM's last game against FAMU, Cooper has a team-high 660 all-purpose yards, ranking him third in the ACC with an average of 165.0 yards per game.
- ▶ Behind Cooper, Javaris James (351), Benjamin (331), Leonard Hankerson (229) and Mike James (190) round out the top five all-purpose performers for the 'Canes.
- ▶ Cooper (1,133) led the team in all-purpose yards in '08.
- ▶ Benjamin (1,012) ranked second on the team in all-purpose yards last year. It marked the second time a UM freshman recorded at least 1,000 all-purpose yards in the last three seasons, after Javaris James tallied 1,002 yards as a freshman in 2006.

FOX ON SPORTING NEWS TODAY

- ▶ University of Miami offensive tackle Jason Fox is among 18 college football stars writing weekly diaries throughout the season in Sporting News Today, the world's first digital daily sports newspaper.
- ▶ The diaries, which will cover topics on the field and off it, began a week before the season-opener at FSU. To sign up for the free digital newspaper, which is no fewer than 30 pages a day, go to sportingnewstoday.com. At 7 a.m. ET each day, subscribers are sent an e-mail directing them to that day's edition.

Fourth DOWN FORTUNE

- ▶ One of the team's strengths the last few seasons has been its success on fourth down on both sides of the ball.
- ▶ The 'Canes currently rank fifth in the ACC offensively in fourth down conversions (3-for-6) while the defense is third in the league in allowing just two of seven attempts by its opponents.
- ▶ Last season, UM led the ACC and ranked 13th nationally in converting 68.4 percent of its fourth down attempts. On the defensive side, the 'Canes ranked fourth in the ACC and 23rd nationally with a 38.1 percent success rate on fourth down.

Old WISE MEN

- ▶ Safety Randy Phillips and defensive end Eric Moncur return in 2009 as the senior citizens of the Hurricanes' defense. Moncur came to UM in 2004 and redshirted that season before Phillips joined him on the field in 2005.
- ▶ This season, Randy Phillips was among the team's tackle leaders before missing the last few games recovering from an injury. On the year, Phillips has 18 tackles and has one of UM's interceptions this season - recording his sixth career pick in the season-opening win at then-No. 18 FSU.
- ▶ Moncur made his 2009 debut on Sept. 17 vs. Georgia Tech, recording three tackles in his first game in nearly a year. He recorded his first sack of the season against FAMU and now has 10 total tackles on the season heading into the UCF game.
- ▶ The pair has combined to play in 77 games in their careers, with Moncur (40 games) playing in one more than Phillips (37).

Butkus BOYS

- ▶ Senior Darryl Sharpton and sophomore Sean Spence were named to the initial watch list for the 2009 Dick Butkus Award, given annually to the nation's top linebacker.
- ▶ Eight Atlantic Coast Conference linebackers were among the 35 selected to the list while Miami was one of eight schools nationally with two players represented on the list, along with Penn State, Georgia, USC, Alabama, Oklahoma, North Carolina and Iowa.
- ▶ Spence was named 2008 ACC Defensive Rookie of the Year last season while Sharpton returns after starting 10 of 13 games a season ago.
- ▶ This year, Sharpton is tied for third on the team with 25 tackles while Spence has 27 - including three-and-a-half for a loss.

Bosher NAMED TO GROZA WATCH LIST

- ▶ Junior Matt Bosher was named to the preseason watch list for the Lou Groza Award, given annually to the nation's top collegiate kicker.
- ▶ Nine 2008 semifinalists - including Bosher - are named to the list. As a sophomore in 2008, Bosher earned second team All-ACC honors as a kicker and punter and also was awarded Miami's Jack Harding Award, given to the team's most valuable player.
- ▶ Bosher led Miami with 94 points in 2008, connecting on 18-of-20 field goal attempts and 40-of-40 PAT's.

Best BEHAVIOR

- ▶ Through head coach Randy Shannon's first 30 games at the helm of the University of Miami football program, the statistics have shown a drastic change in the Hurricanes' discipline on the field. The last two seasons, the Hurricanes were close to even when it came to penalty differential. The last time the Hurricanes finished the season with fewer penalty yards than their opponents was 1994, when UM was penalized for 775 yards compared to 807 for its opponents.

PENALTY YARDAGE

YEAR	MIAMI	OPPONENTS	+/-
2009	334	275	+59
2008	605	537	+68
2007	622	611	+11
2006	805	507	+298
2005	841	626	+215
2004	736	584	+152
2003	1,027	766	+261
2002	1,055	517	+538
2001	944	687	+257
2000	887	609	+278
1999	783	544	+239
1998	822	670	+152
1997	820	661	+159
1996	675	384	+291
1995	739	722	+17
1994	775	807	-32

Mighty MARCUS

- ▶ After recording just nine total tackles and 2.0 tackles for a loss in UM's first nine games last season, defensive end Marcus Robinson came alive in the 'Canes last four contests, recording team-highs in solo tackles (19), total tackles (26), tackles for a loss (7.0) and sacks (4.0) over that span.
- ▶ Over the last four games of last season (vs. Virginia Tech, at Georgia Tech, at NC State, vs. California), Robinson averaged 6.5 tackles, 1.75 tackles for a loss and one sack per contest.
- ▶ This season, Robinson has 11 tackles, 4.5 tackles for a loss - including a team-high tying three sacks, a quarterback hurry and a team-best two forced fumbles.

Hurricanes IN THE ACC IN 2009

- ▶ The following is a list of where Miami is ranked as a team and individually in the Atlantic Coast Conference this season:

Team	Rank	Player	Rank
Scoring Offense	6th (29.4)	Jacory Harris	
Scoring Defense	8th (23.6)	Passing Avg./Game	5th (245.0)
Pass Offense	5th (252.6)	Passing Efficiency	4th (152.1)
Pass Defense	4th (171.4)	Total Offense	6th (231.4)
Rush Offense	4th (137.6)	Passing Touchdowns	4th (10)
Rush Defense	9th (149.6)	Graig Cooper	
Total Offense	5th (390.2)	Kick Return Avg.	3rd (28.6)
Total Defense	7th (321.0)	All-Purpose	3rd (165.0)
Kickoff Coverage	7th (41.2)	Javarris James	
Kickoff Returns	2nd (26.2)	Rushing Yards/Game	4th (59.4)
Pass Efficiency	4th (153.3)	Thearon Collier	
Punting	10th (34.5)	Punt Return Avg.	6th (12.4)
Punt Return Avg.	9th (8.2)	Matt Bosher	
Time of Possession	7th (29:43)	Scoring	8th (6.2)
Turnover Margin	11th (-0.6)	Scoring (Kick)	5th (6.2)
First Downs	8th (100)	Punting	2nd (43.3)
Opponent 1st Downs	t-3rd (85)	PAT Kick Pct.	t-1st (100.0)
Sacks By	t-7th (10)	Field Goal Pct.	8th (66.7)
Sacks Against	t-3rd (10)	Brandon Harris	
Penalties	12th (66.8)	Tackles/Game	t-44th (5.0)
Opponent Penalties	5th (55.0)	Passes Defended	1st (2.20)
Pass Def. Efficiency	5th (122.1)	Colin McCarthy	
3rd Down Conv.	5th (42.9)	Tackles/Game	t-6th (7.4)
Opp. 3rd Down Conv.	6th (36.1)	Marcus Robinson	
4th Down Conv.	t-5th (50.0)	Fumbles Forced	4th (0.40)
Opp. 4th Down Conv.	t-3rd (28.6)	Sean Spence	
Field Goals	7th (.667)	Tackles/Game	t-32nd (5.4)
PAT Kicking	t-1st (1.000)	Darryl Sharpton	
Red Zone Offense	12th (73.9)	Tackles/Game	t-44th (5.0)
Red Zone Defense	8th (81.2)		

Recapping THE SPRING GAME

- ▶ Damien Berry carried 14 times for 114 yards including a 54-yard TD run and Jacory Harris completed 9-of-16 passes for 141 yards as the UM offense shined in a 52-3 win over the defense at Lockhart Stadium on March 28 in the annual UM Spring game.
- ▶ Miami's offense racked up 406 total yards on 71 total plays while scoring 52 points in a scoring system put together by the coaching staff. The offense scored six points on a touchdown, three points on a field goal, one point on a PAT, one point for crossing the 50-yard line and one point for every first down.
- ▶ UM's defense was able to score six points for any defensive touchdown, two points for a fumble, two points for an INT and one point for a three-and-out. The defense scored its three points on an INT by safety Randy Phillips and one point for a three-and-out.
- ▶ Thearon Collier led all receivers with 65 yards on five receptions including a 26-yard long. Kendal Thompkins caught two passes for 45 yards while LaRon Byrd had 43 yards on two receptions.

2009 'CANES ON NATIONAL PRESEASON LISTS

► Hurricane players have been getting some preseason accolades. Take a look at how some analysts feel about some of the 'Canes in 2009:

SEAN SPENCE

- Butkus Award Watch List
- Rivals.com National No. 17 Linebacker
- Herbie Award (ESPN): No. 5 Best Outside Linebacker
- Phil Steele All-ACC Second Team Linebacker
- College Football News All-ACC Second Team Linebacker
- College Football News No. 27 Top ACC Player

MATT BOSHER

- Groza Award Watch List
- Preseason All-ACC Selection
- Phil Steele All-ACC First Team Kicker
- Phil Steele All-ACC Third Team Punter
- College Football News All-ACC First Team Kicker
- College Football News Honorable Mention All-American Kicker

JASON FOX

- Preseason All-ACC Selection
- Rivals.com National No. 20 Offensive Tackle
- Phil Steele All-ACC First Team Offensive Tackle
- College Football News National No. 21 Offensive Tackle

ALDARIUS JOHNSON

- Phil Steele All-ACC First Team Wide Receiver
- College Football News All-ACC First Team Wide Receiver
- College Football News No. 28 Top ACC Player
- College Football News National No. 20 Wide Receiver

GRAIG COOPER

- Phil Steele All-ACC Fourth Team Running Back
- College Football News All-ACC Second Team Running Back
- College Football News No. 18 Top ACC Player

TRAVIS BENJAMIN

- Phil Steele All-ACC First Team Punt Returner
- College Football News All-ACC First Team Punt Returner

ERIC MONCUR

- Phil Steele All-ACC Fourth Team Defensive End
- College Football News All-ACC Second Team Defensive End

DARRYL SHARPTON

- Butkus Award Watch List

RYAN HILL

- Phil Steele All-ACC Fourth Team Strong Safety

COLIN MCCARTHY

- Phil Steele All-ACC Third Team Linebacker

MARCUS FORSTON

- Phil Steele All-ACC Second Team Defensive Tackle

JACORY HARRIS

- Herbie Award (ESPN): No. 5 Top First-Year QB Starters

ORLANDO FRANKLIN

- Phil Steele All-ACC Second Team Offensive Guard

Miami 4th NATIONALLY IN SCORES BY RETURNS

► Since the turn of the century, Virginia Tech and Kansas State are the only two schools that have scored more touchdowns than Miami on various returns. Here's the list:

Most Touchdowns Via Returns Since 2000

School	00	01	02	03	04	05	06	07	08	09	Bwls	Tot.
Virginia Tech	6	7	7	10	6	6	5	8	5	4	3	67
Kansas State	5	2	12	5	5	5	9	7	9	3	1	64
Texas	6	6	7	9	2	7	8	4	4	6	3	62
Miami	13	11	6	10	8	3	1	2	3	1	3	61
Fresno State	5	3	5	4	6	7	3	3	8	1	3	48
Florida State	4	5	6	6	3	4	3	4	4	2	7	48
NC State	2	4	9	10	5	2	4	3	3	1	1	44
Nebraska	7	5	6	4	4	4	0	3	4	1	3	41
Colorado	4	7	7	1	6	3	1	3	3	0	4	39
East Carolina	5	4	5	4	3	0	4	2	6	1	3	37
Notre Dame	6	4	9	1	1	5	4	3	2	0	1	36
Texas Tech	7	8	5	3	2	3	2	1	3	0	2	36
Wake Forest	2	2	3	6	5	3	2	10	3	0	0	36

Coordinators ON TAP

► Randy Shannon's 2009 staff has two new assistant coaches – assistant head coach Mark Whipple and defensive coordinator John Lovett.

► **Mark Whipple, Assistant Head Coach/Quarterbacks/Offensive Coordinator** - Whipple is a veteran of 27 seasons as a coach on both the collegiate and professional levels.

Whipple spent the 2008 season as an offensive assistant coach with the Philadelphia Eagles helping the team to an appearance in the NFC championship game. Before joining the Eagles, he served as the quarterbacks coach of the Pittsburgh Steelers from 2004-06 where he was instrumental in the development of Ben Roethlisberger, who became the youngest starting quarterback to win a Super Bowl. In 2004, Roethlisberger became the first NFL quarterback to finish a season undefeated with a 13-0 record in games he started. Prior to his move to the NFL, Whipple coached 16 seasons as a head coach at the collegiate level compiling an overall record of 121-59 (.672) at stops at the University of Massachusetts, Brown and New Haven.

While at UMass, he posted a 49-26 (.653) record in six years (1998-2003) leading the Minutemen to a Division I-AA National Championship in his first season with the team in 1998. He also won a pair of conference championships. His 1998 national championship team finished with a school record in wins finishing the season 12-3. He was named National Coach of the Year by the American Football Coaches Association and Don Hansen's National Weekly Football Gazette in 1998 and earned Atlantic 10 Coach of the Year honors in 2003. He posted five winning seasons in only six years as head coach. He coached nine different players who won first team All-America honors.

► **John Lovett, Defensive Coordinator**– Lovett has 18 years of experience as a defensive coordinator with stops at Clemson, Auburn and Mississippi, Lovett inherits a unit that returns 15 players with starting experience, including three Freshman All-Americans. Lovett spent the last two seasons as the special teams coordinator and a defensive assistant at North Carolina, where the kickoff coverage unit ranked among the nation's top 15 and the Tar Heels blocked six kicks in 2008. He coached the NCAA all-time leader in combined kick return yards in Brandon Tate. Tate also established the ACC career mark for kickoff return yards. Kicker Connor Barth set the school career mark for field goals.

Prior to going to North Carolina, Lovett was the defensive coordinator at Bowling Green from 2005-06. In addition to coordinating the defense at Bowling Green, Lovett coached linebackers in 2005 and defensive backs in 2006. In his first year with the Falcons, Lovett's defense ranked 20th in the country in turnover margin. Lovett served as the defensive coordinator at Clemson from 2002-04 and helped develop one of the ACC's top defenses. In 2004, Clemson was 11th in the nation in pass defense efficiency (103.4) and 26th in total defense (327.3). In 2003, his defense allowed just 19.2 points per game as Clemson finished the year with nine wins and a top 25 national ranking.

'Canes IN THE NFL IN WEEK FIVE

▶ Tune into nearly any NFL game on a Sunday or Monday, and you're likely to see several former Hurricanes excelling at the next level. No school in the country has as many former players in the NFL than the University of Miami, and that is evident by the number of current Pro Bowl players and Super Bowl champions that hail from "The U". The following list is the top performances by former Hurricanes this past weekend in the NFL:

1. Ed Reed - Baltimore Ravens S (vs. Cincinnati)

▶ Returned an INT 52 yards for a touchdown; Also had a forced fumble and six solo tackles

2. Kellen Winslow Jr. - Tampa Bay Buccaneers TE (at Philadelphia)

▶ Caught nine passes for 102 yards and two touchdowns in road loss at Philadelphia

3. Andre Johnson - Houston Texans WR (at Arizona)

▶ Finished with eight receptions for 101 yards and two touchdowns at Arizona

4. Jon Beason - Carolina Panthers LB (vs. Washington)

▶ Had 10 total tackles (eight solo) and sacked Jason Campbell for a safety

5. Clinton Portis - Washington Redskins RB (at Carolina)

▶ Scored two touchdowns (1 rush., 1 rec.) and had 74 total yards on offense

6. Ray Lewis - Baltimore Ravens (vs. Cincinnati)

▶ Finished with a game-high 10 tackles (all solo) in loss to Cincinnati

7. D.J. Williams - Denver Broncos LB (vs. New England)

▶ Finished with a team-high nine tackles (eight solo) in home win vs. New England

8. Reggie Wayne - Indianapolis Colts WR (at Tennessee)

▶ Caught six passes for 60 yards and a touchdown in road win over the Titans

9. Vernon Carey - Miami Dolphins RT (vs. NY Jets)

▶ Part of a Dolphins' line that did not allow a sack and blocked for Chad Henne's 20-for-26 night

10. Antrel Rolle - Arizona Cardinals FS (vs. Houston)

▶ Had eight tackles (seven solo) in home win over the Texans

11. Rocky McIntosh - Washington Redskins LB (vs. Carolina)

▶ Finished with six total tackles (four solo, two assisted) and defended a pass

12. Bryant McKinnie - Minnesota Vikings LT (at St. Louis)

▶ Anchored a line that helped lead the Minnesota offense to four TDs and 377 total yards

13. Vince Wilfork - New England Patriots DT (at Denver)

▶ Recorded five tackles (four solo) and consistently got into the Broncos' backfield

14. Brandon Meriweather - New England Patriots (at Denver)

▶ Recorded six tackles (all solo) in road loss at Denver

15. Edgerrin James - Seattle Seahawks RB (vs. Jacksonville)

▶ Came of the bench to rush 16 times for 46 yards in his most playing time this season

'Canes IN THE PRO BOWL

▶ Seven former University of Miami football players were named to the 2009 NFL Pro Bowl, easily the highest representation for any school in the nation. The list included:

WR	Andre Johnson	Houston Texans
WR	Reggie Wayne	Indianapolis Colts
RB	Clinton Portis	Washington Redskins
LB	Ray Lewis	Baltimore Ravens
LB	Jon Beason	Carolina Panthers
S	Ed Reed	Baltimore Ravens
P	Jeff Feagles	New York Giants

▶ With seven Pro Bowl players, Miami had as many or more than the representation of three entire BCS-conferences. UM's seven former players tied the entire Big 10 Conference (7) while it led the total produced by both the Pac-10 (6) and the Big East (4).

▶ The Atlantic Coast Conference topped all leagues with 20 representatives from current ACC schools. The Southeastern Conference was second with 13 former players selected.

'Canes AND THE LEAGUE

▶ The University of Miami had 41 players on 2009 opening day NFL rosters - the second-most of any college football program in the country. Trailing only LSU by one, the Hurricanes lead a group of nine ACC schools in the Top 25 most-represented programs in the country. Here is a list of schools which had at least 30 former players on NFL rosters on opening day:

School	Total
LSU	42
MIAMI	41
Ohio State	39
Texas	39
Georgia	38
USC	37
Tennessee	35
Florida State	32
Michigan	30

▶ Miami currently has 39 players on teams as of the second week of the 2009 NFL season. Take a look at the former Hurricanes currently in the NFL.

ARIZONA CARDINALS

Calais Campbell	DL
Antrel Rolle	DB

ATLANTA FALCONS

Spencer Adkins	LB
Brett Romberg	OL

BUFFALO BILLS

Roscoe Parrish	WR
----------------	----

BALTIMORE RAVENS

Tavares Gooden	LB
Ray Lewis	LB
Willis McGahee	RB
Ed Reed	S

CAROLINA PANTHERS

Jon Beason	LB
Damione Lewis	DL

CHICAGO BEARS

Devin Hester	WR/PR
Greg Olsen	TE

DENVER BRONCOS

D.J. Williams	LB
---------------	----

DETROIT LIONS

Phillip Buchanon	DB
------------------	----

HOUSTON TEXANS

Rashad Butler	OL
Andre Johnson	WR
Chris Myers	OL
Eric Winston	OL

INDIANAPOLIS COLTS

Reggie Wayne	WR
--------------	----

MIAMI DOLPHINS

Vernon Carey	OL
--------------	----

MINNESOTA VIKINGS

Bryant McKinnie	OL
-----------------	----

NEW ENGLAND PATRIOTS

Brandon Meriweather	S
Vince Wilfork	DL

NEW ORLEANS SAINTS

Jeremy Shockey	TE
Jonathan Vilma	LB

NEW YORK GIANTS

Jeff Feagles	P
Bruce Johnson	DB
Sinorice Moss	WR
Kenny Phillips	S

PHILADELPHIA EAGLES

Antonio Dixon	DL
---------------	----

SAN FRANCISCO 49ERS

Frank Gore	RB
------------	----

SEATTLE SEAHAWKS

Edgerrin James	RB
Kelly Jennings	DB

TAMPA BAY BUCCANEERS

Kellen Winslow	TE
----------------	----

WASHINGTON REDSKINS

Antonio Dixon	DL
Rocky McIntosh	LB
Santana Moss	WR
Clinton Portis	RB

(Updated as of Sept. 21, 2009)

2009 ALPHABETICAL ROSTER

No.	Name	Class	Pos.	Ht.	Wt.	Hometown/High School/College
26	Ray-Ray Armstrong	Fr.	DB	6-4	220	Sanford, Fla./Seminole
57	Allen Bailey	Jr.	DL	6-4	288	Sapelo, Ga./McIntosh County Academy
3	Travis Benjamin	Soph.	WR	5-10	175	Belle Glade, Fla./Glades Central
20	Damien Berry	Jr.	RB	5-11	217	Belle Glade, Fla./Glades Central
25	Matt Bosher	Jr.	P/PK	6-0	205	Jupiter, Fla./Jupiter
11	Arthur Brown	Soph.	LB	6-2	220	Wichita, Kan./Wichita East
45	Ramon Buchanan	Soph.	LB	6-1	215	Melbourne, Fla./Palm Bay
47	LaRon Byrd	Soph.	WR	6-4	215	Hahnville, La./Hahnville
87	Jake Byrne	Sr.	TE/LS	6-4	215	Miami, Fla./Gulliver Prep
43	John Calhoun	Soph.	FB	6-3	255	Micco, Fla./Sebastian River
47	Jared Campbell	Jr.	DB	6-0	205	Aurora, Colo./Overland
32	Lee Chambers	Soph.	RB	5-10	192	Coffeerville, Miss./Coffeerville
28	Thearon Collier	Soph.	WR	5-9	192	Miami, Fla./Booker T. Washington
2	Graig Cooper	Jr.	RB	6-0	205	Memphis, Tenn./Melrose/Milford Prep
49	Dyron Dye	Fr.	DL	6-5	240	Sanford, Fla./Seminole
18	Dedrick Epps	Sr.	TE	6-4	253	Richmond, Va./Huguenot
61	Joel Figueroa	Jr.	OL	6-5	330	Miami, Fla./North Miami
99	Marcus Forston	Soph.	DL	6-3	310	Miami, Fla./Northwestern
64	Jason Fox	Sr.	OT	6-7	314	Fort Worth, Texas/North Crowley
74	Orlando Franklin	Jr.	OL	6-7	318	Toronto, Can./Atlantic (Delray Beach, Fla.)
58	Jordan Futch	Soph.	LB	6-2	235	Hollywood, Fla./Chaminade Madonna
69	Sean Goldstein	R-Fr.	LB	6-0	225	Dresher, Pa./Chestnut Hill Academy
84	Richard Gordon	Sr.	TE	6-4	265	Miami, Fla./Norland/Milford Prep (N.Y.)
80	Jimmy Graham	Sr.	TE	6-8	260	Goldsboro, N.C./Charis Prep
24	Chavez Grant	Sr.	DB	5-11	183	Miami, Fla./Booker T. Washington
51	Shayon Green	Fr.	LB	6-2	235	Tifton, Ga./Tifton County
66	Harland Gunn	Soph.	OL	6-2	315	Omaha, Neb./Central
85	Leonard Hankerson Jr.	WR	6-3	215	Fort Lauderdale, Fla./St. Thomas Aquinas	
95	Gavin Hardin	R-Fr.	DL	6-4	245	Jackson, Tenn./Central-Merry
1	Brandon Harris	Soph.	DB	5-11	195	Miami, Fla./Booker T. Washington
12	Jacory Harris	Soph.	QB	6-4	190	Miami, Fla./Northwestern
19	A.J. Highsmith	Fr.	QB	6-0	195	Missouri City, Texas/Hightower
30	Patrick Hill	Sr.	FB	5-9	255	Torrance, Calif./Fairfax HS (Calif.)/El Camino C.C.
13	Ryan Hill	Sr.	DB	6-0	205	Tallahassee, Fla./Rickards
92	Josh Holmes	Jr.	DL	6-0	280	San Diego, Calif./Point Loma
34	C.J. Holton	R-Fr.	LB	6-1	215	Crawfordville, Fla./Wakulla
63	Tyler Horn	Soph.	OL	6-4	300	Memphis, Tenn./University
60	Chris Ivory	Soph.	LS	6-2	228	Belleview, Fla./Belleview
5	Javarris James	Sr.	RB	6-0	208	Immokalee, Fla./Immokalee
22	Mike James	Fr.	RB	5-11	220	Hanies City, Fla./Ridge Community
4	Aldarius Johnson	Soph.	WR	6-3	208	Miami, Fla./Northwestern
81	Davon Johnson	Soph.	WR	6-0	192	Miami, Fla./Booker T. Washington
78	Jermaine Johnson	Fr.	OL	6-6	310	Fort Lauderdale, Fla./Hargrave Military
23	Tervaris Johnson	Sr.	TE	6-3	240	Miami, Fla./Monsignor Pace
55	Ben Jones	R-Fr.	OL	6-5	300	Miami, Fla./Northwestern
91	Joe Joseph	Sr.	DL	6-3	304	Orlando, Fla./Oak Ridge
98	Jeremy Lewis	Soph.	DL	6-3	310	West Palm Beach, Fla./Palm Beach Lakes

No.	Name	Class	Pos.	Ht.	Wt.	Hometown/High School/College
44	Colin McCarthy	R-Jr.	LB	6-3	242	Clearwater, Fla./Clearwater Central Catholic
21	Brandon McGee	Fr.	DB	6-0	190	Plantation, Fla./Plantation
27	Lamar Miller	Fr.	RB	5-11	205	Miami, Fla./Killian
94	Eric Moncur	Sr.	DL	6-2	250	Miami, Fla./Carol City
38	Cory Nelms	Jr.	DB	6-1	195	Neptune, N.J./Neptune
29	JoJo Nicolas	Jr.	DB	6-1	200	Homestead, Fla./Homestead Senior
97	Adewale Ojomo	Soph.	DL	6-4	253	Hialeah, Fla./Hialeah
53	Levi Paalua	R-Fr.	LB	6-2	225	Laie, Hawaii/Kahuku
17	Matt Perrelli	Sr.	QB/HO	6-3	240	Jupiter, Fla./Jupiter
6	Randy Phillips	Sr.	DB	6-1	210	Belle Glade, Fla./Glades Central
65	Matt Piphon	Sr.	OL	6-7	307	LaPorte City, Iowa/Union
77	Stephen Plein	Fr.	OL	6-6	260	Fort Myers, Fla./Fort Myers
96	Curtis Porter	Fr.	DL	6-1	315	Charlotte, N.C./Victory Christian
54	Micanor Regis	Soph.	DL	6-3	300	Pahokee, Fla./Pahokee
15	Jamal Reid	Fr.	DB	6-1	180	Mayo, Fla./Lafayette
36	Kylan Robinson	Jr.	LB	6-1	235	Anchorage, Alaska/Tampa Chamberlain
93	Luther Robinson	Fr.	DL	6-3	292	Fort Pierce, Fla./Westwood
56	Marcus Robinson	Soph.	DL	6-1	237	Homestead, Fla./Homestead
88	Billy Sanders	Fr.	TE	6-4	248	Phoenix, Ariz./Brophy College Preparatory
50	Darryl Sharpton	Sr.	LB	6-0	235	Coral Gables, Fla./Coral Gables
9	Sam Shields	Sr.	DB	6-0	190	Sarasota, Fla./Booker
48	Andrew Smith	Soph.	DL	6-2	245	Coconut Creek, Fla./Monarch
31	Sean Spence	Soph.	LB	6-0	212	Miami, Fla./Northwestern
86	Tommy Streeter	R-Fr.	WR	6-5	209	Miami, Fla./Northwestern
68	Ian Symonette	Jr.	OL	6-9	349	Nassau, Bahamas/St. Pius (Houston)
7	Vaughn Telemaque	R-Fr.	DB	6-2	197	Long Beach, Calif./Long Beach Poly
83	Kendal Thompkins	R-Fr.	WR	5-10	180	Miami, Fla./Northwestern
70	A.J. Trump	Sr.	OL	6-3	300	Clearwater, Fla./Central Catholic
33	Alex Uribe	Sr.	K	6-1	175	Miami, Fla./Gulliver Prep
8	DeMarcus Van Dyke	Jr.	DB	6-1	185	Miami, Fla./Monsignor Pace
35	Olivier Vernon	Fr.	DL	6-3	250	Miami, Fla./American
72	Brandon Washington	Fr.	OL	6-4	330	Miami, Fla./Milford (N.Y.) Academy/Northwestern
90	Steven Wesley	Jr.	DL	6-3	250	Bartow, Fla./Bartow
75	Jared Wheeler	Fr.	OL	6-5	330	Miami, Fla./American Heritage
71	Cory White	Fr.	OL	6-5	260	Orange Park, Fla./Fleming Island
40	Jake Wieclaw	R-Fr.	K	6-2	198	New Lenox, Ill./Lincoln Way Central

Walk-Ons (Duplicate Numbers)

Ben Bruneau	Soph.	WR	6-2	205	Opa-Locka, Fla./UCLA/Monsignor Pace
Nathan Gholston	Soph.	DB	5-7	180	Westland, Mich./Plymouth
Chris Hayes	Sr.	HO/WR	5-9	170	Sarasota, Fla./Out-of-Door Academy
Kris Kimball	Sr.	WR	5-9	195	Flourtown, Pa./Chestnut Hill Academy
Eduardo Lopez	Fr.	OL	6-0	315	Miami, Fla./Southwest Miami
David Thompson	R-Fr.	FB	5-10	245	Miami, Fla./Coral Reef

PRONUNCIATION GUIDE

Matt Bosher	BOSH-er
Ramon Buchanan	ray-mon
LaRon Byrd	luh-RON
Jake Byrne	Bern
Jared Campbell	JAR-ed
Thearon Collier	ther-RON
Graig Cooper	GREG
Dyron Dye	DYE-ron
Dedrick Epps	DEE-drick
Joel Figueroa	Jo-el fig-er-OH-uh
Chavez Grant	CHEV-ez
Shayon Green	SHAY-on
Javarris James	ja-VARR-iss
Davon Johnson	duh-VON

Tervaris Johnson	ter-VARR-iss
Eric Moncur	mahn-KURR
JoJo Nicholas	NICK-o-less
Adewale Ojomo	ad-uh-WALL-ee o-JO-mo
Levi Paalua	PAH-ah-lu-ah
Matt Perrelli	per-RELL-ee
Matt Piphon	PEE-po
Steven Plein	Pline
Micanor Regis	muh-connor REE-gis
Kylan Robinson	KIE-lin
Ian Symonette	SIM-uh-net
Olivier Vernon	OH-liv-ee-ay
Vaughn Telemaque	TELL-uh-mack
Jake Wieclaw	WHY-claw

2009 NUMERICAL ROSTER

No.	Name	Class	Pos.	Ht.	Wt.	Hometown/High School/College
1	Brandon Harris	Soph.	DB	5-11	195	Miami, Fla./Booker T. Washington
2	Graig Cooper	Jr.	RB	6-0	205	Memphis, Tenn./Melrose/Milford Prep
3	Travis Benjamin	Soph.	WR	5-10	175	Belle Glade, Fla./Glades Central
4	Aldarius Johnson	Soph.	WR	6-3	208	Miami, Fla./Northwestern
5	Javarris James	Sr.	RB	6-0	208	Immokalee, Fla./Immokalee
6	Randy Phillips	Sr.	DB	6-1	210	Belle Glade, Fla./Glades Central
7	Vaughn Telemaque	R-Fr.	DB	6-2	197	Long Beach, Calif./Long Beach Poly
8	DeMarcus Van Dyke	Jr.	DB	6-1	185	Miami, Fla./Monsignor Pace
9	Sam Shields	Sr.	DB	6-0	190	Sarasota, Fla./Booker
11	Arthur Brown	Soph.	LB	6-2	220	Wichita, Kan./Wichita East
12	Jacory Harris	Soph.	QB	6-4	190	Miami, Fla./Northwestern
13	Ryan Hill	Sr.	DB	6-0	205	Tallahassee, Fla./Rickards
15	Jamal Reid	Fr.	DB	6-1	180	Mayo, Fla./Lafayette
17	Matt Perrelli	Sr.	QB/HO	6-3	240	Jupiter, Fla./Jupiter
18	Dedrick Epps	Sr.	TE	6-4	253	Richmond, Va./Huguenot
19	A.J. Highsmith	Fr.	QB	6-0	195	Missouri City, Texas/Hightower
20	Damien Berry	Jr.	RB	5-11	217	Belle Glade, Fla./Glades Central
21	Brandon McGee	Fr.	DB	6-0	190	Plantation, Fla./Plantation
22	Mike James	Fr.	RB	5-11	220	Haines City, Fla./Ridge Community
23	Tervaris Johnson	Sr.	TE	6-3	240	Miami, Fla./Monsignor Pace
24	Chavez Grant	Sr.	DB	5-11	183	Miami, Fla./Booker T. Washington
25	Matt Boshier	Jr.	P/PK	6-0	205	Jupiter, Fla./Jupiter
26	Ray-Ray Armstrong	Fr.	DB	6-4	220	Sanford, Fla./Seminole
27	Lamar Miller	Fr.	RB	5-11	205	Miami, Fla./Killian
28	Thearon Collier	Soph.	WR	5-9	192	Miami, Fla./Booker T. Washington
29	JoJo Nicolas	Jr.	DB	6-1	200	Homestead, Fla./Homestead
30	Patrick Hill	Sr.	FB	5-9	255	Torrance, Calif./Fairfax HS (Calif.)/El Camino C.C.
31	Sean Spence	Soph.	LB	6-0	212	Miami, Fla./Northwestern
32	Lee Chambers	Soph.	RB	5-10	192	Coffeeville, Miss./Coffeeville
33	Alex Uribe	Sr.	K	6-1	175	Miami, Fla./Gulliver Prep
34	C.J. Holton	R-Fr.	LB	6-1	215	Crawfordville, Fla./Wakulla
35	Olivier Vernon	Fr.	DL	6-3	250	Miami, Fla./American
36	Kylan Robinson	Jr.	LB	6-1	235	Anchorage, Alaska/Tampa Chamberlain
37	Jared Campbell	Jr.	DB	6-0	205	Aurora, Colo./Overland
38	Cory Nelms	Jr.	DB	6-1	195	Neptune, N.J./Neptune
40	Jake Wieclaw	R-Fr.	K	6-2	198	New Lenox, Ill./Lincoln Way Central
43	John Calhoun	Soph.	FB	6-3	255	Micco, Fla./Sebastian River
44	Colin McCarthy	R-Jr.	LB	6-3	242	Clearwater, Fla./Clearwater Central Catholic
45	Ramon Buchanan	Soph.	LB	6-1	215	Melbourne, Fla./Palm Bay
47	LaRon Byrd	Soph.	WR	6-4	215	Hahnville, La./Hahnville
48	Andrew Smith	Soph.	DL	6-2	245	Coconut Creek, Fla./Monarch
49	Dyron Dye	Fr.	DL	6-5	240	Sanford, Fla./Seminole
50	Darryl Sharpton	Sr.	LB	6-0	235	Coral Gables, Fla./Coral Gables
51	Shayon Green	Fr.	LB	6-2	235	Tifton, Ga./Tifton County
53	Levi Paalua	R-Fr.	LB	6-2	225	Laie, Hawaii/Kahuku
54	Micanor Regis	Soph.	DL	6-3	300	Pahokee, Fla./Pahokee
55	Ben Jones	R-Fr.	OL	6-5	300	Miami, Fla./Northwestern
56	Marcus Robinson	Soph.	DL	6-1	237	Homestead, Fla./Homestead
57	Allen Bailey	Jr.	DL	6-4	288	Sapelo, Ga./McIntosh County Academy
58	Jordan Futch	Soph.	LB	6-2	235	Hollywood, Fla./Chaminade Madonna

No.	Name	Class	Pos.	Ht.	Wt.	Hometown/High School/College
60	Chris Ivory	Soph.	LS	6-2	228	Bellevue, Fla./Bellevue
61	Joel Figueroa	Jr.	OL	6-5	330	Miami, Fla./North Miami
63	Tyler Horn	Soph.	OL	6-4	300	Memphis, Tenn./University
64	Jason Fox	Sr.	OT	6-7	314	Fort Worth, Texas/North Crowley
65	Matt Piphio	Sr.	OL	6-7	307	LaPorte City, Iowa/Union
66	Harland Gunn	Soph.	OL	6-2	315	Omaha, Neb./Central
68	Ian Symonette	Jr.	OL	6-9	349	Nassau, Bahamas/St. Pius (Houston)
69	Sean Goldstein	R-Fr.	LB	6-0	225	Dresher, Pa./Chestnut Hill Academy
70	A.J. Trump	Sr.	OL	6-3	300	Clearwater, Fla./Central Catholic
71	Cory White	Fr.	OL	6-5	260	Orange Park, Fla./Fleming Island
72	Brandon Washington	Fr.	OL	6-4	330	Miami, Fla./Milford (N.Y.) Academy/Northwestern
74	Orlando Franklin	Jr.	OL	6-7	318	Toronto, Can./Atlantic (Delray Beach, Fla.)
75	Jared Wheeler	Fr.	OL	6-5	330	Miami, Fla./American Heritage
77	Stephen Plein	Fr.	OL	6-6	260	Fort Myers, Fla./Fort Myers
78	Jermaine Johnson	Fr.	OL	6-6	310	Ft. Lauderdale, Fla./Hargrave Military
80	Jimmy Graham	Sr.	TE	6-8	260	Goldsboro, N.C./Charis Prep
81	Davon Johnson	Soph.	WR	6-0	192	Miami, Fla./Booker T. Washington
83	Kendal Thompkins	R-Fr.	WR	5-10	180	Miami, Fla./Northwestern
84	Richard Gordon	Sr.	TE	6-4	265	Miami, Fla./Norland/Milford Prep (N.Y.)
85	Leonard Hankerson	Jr.	WR	6-3	215	Fort Lauderdale, Fla./St. Thomas Aquinas
86	Tommy Streeter	R-Fr.	WR	6-5	209	Miami, Fla./Northwestern
87	Jake Byrne	Sr.	TE/LS	6-4	215	Miami, Fla./Gulliver Prep
88	Billy Sanders	Fr.	TE	6-4	248	Phoenix, Ariz./Brophy College Preparatory
90	Steven Wesley	Jr.	DL	6-3	250	Bartow, Fla./Bartow
91	Joe Joseph	Sr.	DL	6-3	304	Orlando, Fla./Oak Ridge
92	Josh Holmes	Jr.	DL	6-0	280	San Diego, Calif./Point Loma
93	Luther Robinson	Fr.	DL	6-3	292	Fort Pierce, Fla./Westwood
94	Eric Moncur	Sr.	DL	6-2	250	Miami, Fla./Carol City
95	Gavin Hardin	R-Fr.	DL	6-4	245	Jackson, Tenn./Central-Merry
96	Curtis Porter	Fr.	DL	6-1	315	Charlotte, N.C./Victory Christian
97	Adewale Ojomo	Soph.	DL	6-4	253	Hialeah, Fla./Hialeah
98	Jeremy Lewis	Soph.	DL	6-3	310	West Palm Beach, Fla./Palm Beach Lakes
99	Marcus Forston	Soph.	DL	6-3	310	Miami, Fla./Northwestern

Walk-Ons

Ben Bruneau	Soph.	WR	6-2	205	Opa-Locka, Fla./UCLA/Monsignor Pace
Nathan Gholston	Soph.	DB	5-7	180	Westland, Mich./Plymouth
Chris Hayes	Sr.	HO/WR	5-9	170	Sarasota, Fla./Out-of-Door Academy
Kris Kimball	Sr.	WR	5-9	195	Flourtown, Pa./Chestnut Hill Academy
Eduardo Lopez	Fr.	OL	6-0	315	Miami, Fla./Southwest Miami
David Thompson	R-Fr.	FB	5-10	245	Miami, Fla./Coral Reef

DEPTH CHART

OFFENSE

WR	47	LaRon Byrd (6-4, 215, Soph.)
	86	Tommy Streeter (6-5, 209, R-Fr.)
LT	64	Jason Fox (6-7, 314, Sr.)
	55	Ben Jones (6-5, 300, R-Fr.)
LG	74	Orlando Franklin (6-7, 318, Jr.)
	72	Brandon Washington (6-4, 330, Fr.)
C	70	A.J. Trump (6-3, 300, Sr.)
	63	Tyler Horn (6-4, 300, Soph.)
RG	66	Harland Gunn (6-2, 315, Soph.)
	or 61	Joel Figueroa (6-5, 330, Jr.)
RT	65	Matt Piphoo (6-7, 307, Sr.)
	78	Jermaine Johnson (6-6, 310, Fr.)
TE	18	Dedrick Epps (6-4, 253, Sr.)
	80	Jimmy Graham (6-8, 260, Sr.)
	or 23	Tervaris Johnson (6-3, 240, Sr.)
WR	85	Leonard Hankerson (6-3, 215, Jr.)
	3	Travis Benjamin (5-10, 175, Soph.)
QB	12	Jacory Harris (6-4, 190, Soph.)
	19	A.J. Highsmith (6-0, 195, Fr.)
HB	5	Javarris James (6-0, 208, Sr.)
	2	Graig Cooper (6-0, 205, Jr.)
FB	30	Patrick Hill (5-9, 255, Sr.)
	23	Tervaris Johnson (6-3, 240, Sr.)
	22	Mike James (5-11, 220, Fr.)

DEFENSE

LE	56	Marcus Robinson (6-1, 237, Soph.)
	or 90	Steven Wesley (6-3, 250, Jr.)
	57	Allen Bailey (6-4, 288, Jr.)
LT	57	Allen Bailey (6-4, 288, Jr.)
	91	Joe Joseph (6-3, 304, Sr.)
RT	91	Joe Joseph (6-3, 304, Sr.)
	99	Marcus Forston (6-3, 310, Soph.)
	or 54	Micanor Regis (6-3, 300, Jr.)
RE	48	Andrew Smith (6-2, 245, Soph.)
	or 94	Eric Moncur (6-2, 250, Sr.)
	35	Olivier Vernon (6-3, 250, Fr.)
SLB	44	Colin McCarthy (6-3, 242, Jr.)
	45	Ramon Buchanan (6-1, 215, Soph.)
MLB	50	Darryl Sharpton (6-0, 235, Sr.)
	11	Arthur Brown (6-2, 220, Soph.)
WLB	31	Sean Spence (6-0, 212, Soph.)
	34	C.J. Holton (6-1, 215, R-Fr.)
LCB	1	Brandon Harris (5-11, 195, Soph.)
	24	Chavez Grant (5-11, 183, Sr.)
RCB	9	Sam Shields (6-0, 190, Sr.)
	or 8	DeMarcus Van Dyke (6-1, 185, Jr.)
SS	6	Randy Phillips (6-1, 210, Sr.)
	37	Jared Campbell (6-0, 205, Jr.)
	or 26	Ray Ray Armstrong (6-4, 220, Fr.)
FS	7	Vaughn Telemaque (6-2, 197, R-Fr.)
	26	Ray Ray Armstrong (6-4, 220, Fr.)
	or 29	JoJo Nicolas (6-1, 200, Jr.)

SPECIAL TEAMS

PK	25	Matt Boshier (6-0, 205, Jr.)
	40	Jake Wieclaw (6-2, 198, R-Fr.)
KO	33	Alex Uribe (6-1, 175, Sr.)
	or 40	Jake Wieclaw (6-2, 198, R-Fr.)
P	25	Matt Boshier (6-0, 205, Soph.)
	40	Jake Wieclaw (6-2, 198, R-Fr.)
H	17	Matt Perrelli (6-3, 248, Sr.)
	46	Chris Hayes (5-9, 170, Sr.)
LS-Punt	60	Chris Ivory (6-2, 227, Soph.)
	87	Jake Byrne (6-4, 215, Sr.)

LS-FG	87	Jake Byrne (6-4, 215, Sr.)
	60	Chris Ivory (6-2, 227, Soph.)
PR	2	Graig Cooper (6-0, 205, Jr.)
	3	Travis Benjamin (5-10, 162, Soph.)
	28	Thearon Collier (5-8, 184, Soph.)
KOR	2	Graig Cooper (6-0, 205, Jr.)
	13	Ryan Hill (6-0, 205, Sr.)
KOR	1	Brandon Harris (5-11, 195, Soph.)
	22	Mike James (5-11, 220, Fr.)

THE ATLANTIC COAST CONFERENCE

2009 ACC Standings

Coastal Division						Atlantic Division							
Team	ACC Games					Overall					Streak		
	W-L	Pts	Opp	H	A	W-L	Pts	Opp	H	A		N	vs. Div.
Virginia Tech	3-0	113	47	2-0	1-0	5-1	205	106	4-0	1-0	0-1	2-0	Won 5
Virginia	1-0	16	3	0-0	1-0	2-3	125	103	1-2	1-1	0-0	1-0	Won 2
Georgia Tech	3-1	120	111	2-0	1-1	5-1	199	159	3-0	2-1	0-0	1-1	Won 3
Miami	2-1	78	82	1-0	1-1	4-1	147	118	3-0	1-1	0-0	1-1	Won 2
Duke	1-1	75	62	0-1	1-0	3-3	191	163	1-2	2-1	0-0	0-1	Won 1
North Carolina	0-2	10	40	0-1	0-1	4-2	135	85	3-1	1-1	0-0	0-2	Won 1

THIS WEEK IN THE ACC

Saturday, Oct. 17

Wake Forest at Clemson (Raycom)	12 p.m.
NC State at Boston College (ABC)	3:30 p.m.
Virginia at Maryland (ESPNU)	4 p.m.
Virginia Tech at Georgia Tech (ESPN2)	6 p.m.
Miami at UCF (CBS CS)	7:30 p.m.

LAST WEEK IN THE ACC

Saturday, Oct. 10

Virginia Tech 48, Boston College 14
North Carolina 42, Georgia Southern 12
Virginia 47, Indiana 7
Duke 49, NC State 28
Wake Forest 42, Maryland 32
Miami 48, Florida A&M 16
Georgia Tech 49, Florida State 44

NEXT WEEK IN THE ACC

Thursday, Oct. 22

Florida State at North Carolina (ESPN)	8 p.m.
--	--------

Saturday, Oct. 24

Boston College at Notre Dame (NBC)	3:30 p.m.
Clemson at Miami	TBA
Maryland at Duke	TBA
Georgia Tech at Virginia	TBA
Wake Forest at Navy	TBA

MIAMI VS. THE ACC

► Miami is 115-75-1 all time against teams in the Atlantic Coast Conference:

Team	Record	Last Game
Boston College	23-4	2007
Clemson	5-2	2005
Duke	5-1	2008
Florida State	31-23	2009
Georgia Tech	5-10	2009
Maryland	7-8	2006
North Carolina	5-7	2008
North Carolina State	7-5-1	2008
Virginia	4-2	2008
Virginia Tech	17-10	2009
Wake Forest	6-3	2008

2009 ACC PRESEASON POLL

The media at the 2009 ACC Football Kickoff selected Virginia Tech and Florida State to win their respective divisions while Virginia Tech was picked to win the 2009 ACC Championship Game.

Coastal Division (1st Place Votes)

Atlantic Division	Points
1. Florida State (56)	479
2. Clemson (14)	387
3. NC State (10)	364
4. Wake Forest (7)	295
5. Maryland	157
6. Boston College	145

Coastal Division Points

1. Virginia Tech (78)	512
2. Georgia Tech (9)	415
3. North Carolina	350
4. Miami	282
5. Virginia	148
6. Duke	120

First Place Votes in Parentheses

ACC Championship Game Winner: Virginia Tech (69 votes)

LAST TIME IT HAPPENED

Kickoff Return For TD	By Hurricane: Devin Hester at North Carolina State, 10/23/04, 100 yards, UM 45-31
	By Opponent: Joe Burnett, UCF, 10/11/08, 91 yards, UM 20-14
Punt Return For TD	By Hurricane: Thearon Collier vs. Florida A&M, 10/10/09, 61 yards, UM 48-16
	By Opponent: Ricky Hall, Virginia Tech, 11/13/99, 64 yards, VT 43-10
Blocked Punt Return For TD	By Hurricane: Quadtrine Hill vs. North Carolina, 10/29/05, recovered in end zone, blocked by Quadtrine Hill, UM 34-16
	By Opponent: Matt Reidy, Virginia Tech, 9/26/09, 1 yard, blocked by Jacob Sykes, VT 31-7
Interception Return For TD	By Hurricane: Sean Spence vs. Florida State, 10/4/08, 7 yards, FSU 41-39
	By Opponent: Marcus White, FSU, 9/7/09, 31 yards, UM 38-34
Fumble Return For TD	By Hurricane: Glenn Cook at Texas A&M, 9/20/08, 2 yards, UM 41-23
	By Opponent: Chris Cook, Virginia, 11/10/07, 44 yards, VA 48-0
Safety Recorded	By Hurricanes: vs. Georgia Tech, 9/17/09, Bad snap, Chandler Anderson kicks ball out of end zone, UM 33-17
	By Opponent: at Florida, 9/6/08, Matt Boshier punt blocked out of the endzone, UF 26-3
Shutout at Home	By Hurricanes: vs. Florida International, 10/14/06, UM 35-0
	By Opponent: vs. Virginia, 11/10/07, VA 48-0
Shutout On Road	By Hurricanes: at Syracuse, 11/18/00, UM 26-0
	By Opponent: at Florida State, 10/4/97, FSU 47-0
Blocked Punt	By Hurricane: Richard Gordon vs. UCF, 10/11/08, UM 20-14
	By Opponent: Jacob Sykes, Virginia Tech, 9/26/09, VT 31-7
Blocked Field Goal	By Hurricane: Thomas Carroll vs. Florida, 12/31/04, UM 27-10
	By Opponent: Duane Brown, Virginia Tech, blocked 52-yard attempt, 11/4/06, VT 17-10
Missed Extra Point	By Hurricanes: Francesco Zampogna at North Carolina, 10/6/07, NC 33-27
	By Opponent: Dustin Hopkins, FSU, 9/7/09, UM 38-34
100-Yard Rushing-Game	By Hurricane: Damien Berry vs. Florida A&M, 162 yards, 14 carries, 10/10/09, UM 48-16
	By Opponent: Ryan Williams, Virginia Tech, 150 yards, 34 carries, 9/26/09, VT 31-7
200-Yard Rushing-Game	By Hurricane: Willis McGahee vs. Virginia Tech, 205 yards, 39 carries, 12/7/02, UM 56-45
	By Opponent: Tashard Choice, Georgia Tech, 204 yards, 37 carries, 10/13/07, GT 17-14
300-Yard Passing-Game	By Hurricane: Jacory Harris at Florida State, 386 yards, 9/7/09, 21 of 34, UM 38-34
	By Opponent: Matt Ryan, Boston College, 11/24/07, 369 yards, 26 of 43, BC 28-14
400-Yard Passing-Game	By Hurricane: Ken Dorsey at West Virginia, 10/26/02, 422 yards, 22 of 36, UM 40-23
	By Opponent: Luke McCown, Louisiana Tech, 10/28/00, 418 yards, 42 of 72, UM 42-31
500-Yard Passing-Game	By Hurricane: None
	By Opponent: Cade McNown, UCLA, 12/5/98, 513 yards, 26 of 35, UM 49-45
100-199 Yard Receiving-Game	By Hurricane: Travis Benjamin at Florida State, 9/7/09, 128 yards, 4 receptions, UM 38-34
	By Opponent: Rich Gunnell, Boston College, 11/24/07, 135 yards, 9 receptions, BC 28-14
200+Yard Receiving-Game	By Hurricane: Wesley Carroll vs. California, 9/15/90, 208 yards, 11 receptions, UM 52-24
	By Opponent: Gerard Phelan, Boston College, 11/23/84, 226 yards, 11 receptions, BC 47-45
60-69 Yard Punt	By Hurricane: Matt Boshier at Florida, 9/6/08, 61 yards, UF 26-3
	By Opponent: Durant Brooks, Georgia Tech, 10/28/06, 63 yards, GT 30-23
70+Yard Punt	By Hurricane: Matt Boshier at Duke, 10/18/08, 76 yards, UM 49-31
	By Opponent: Ben Arndt, Georgia Tech, 11/19/05, 78 yards, GT 14-10
50+Yard Field Goal	By Hurricane: Matt Boshier vs. Wake Forest, 10/25/08, 52 yards, UM 16-10
	By Opponent: Matt Boshier at Florida, 9/6/08, 50 yards, UF 26-3
	By Opponent: Dustin Hopkins, Florida State, 9/7/09, 52 yards, FSU 38-34
Four Field Goals-Game	By Hurricane: Jon Peattie vs. West Virginia, 10/2/03, (22, 32, 43, 30, 23), UM 22-20
	By Opponent: Connor Barth, UNC, 10/6/07 (33, 51, 35, 20), NC 33-27, Steven Hauschka, NCST, 11/3/07 (31, 35, 47, 42), NCST 19-16 (OT)
Five Field Goals-Game	By Hurricane: Jon Peattie vs. West Virginia, 10/2/03, (22, 32, 43, 30, 23), UM 22-20
	By Opponent: Gary Cismesia, Florida State, 10/20/07 (23, 31, 33, 45, 45), UM 37-29
Three TDs-Game	By Hurricane: Jacory Harris vs. Oklahoma 10/3/09, (18 pass, 11 pass, 38 pass), UM 21-20
	By Opponent: Malcolm Kelly, Oklahoma, 9/8/07 (23 pass, 24 pass, 30 pass), OU 51-13
Three Rushing TDs-Game	By Hurricane: Tyrone Moss vs. North Carolina, 10/29/05 (1 run, 1 run, 4 run, 15 run), UM 34-16
	By Opponent: Reggie Merriweather, Clemson, 11/6/04 (27, 1, 2), Clemson (24-17 (OT)
Four Rushing TDs-Game	By Hurricane: Tyrone Moss vs. North Carolina, 10/29/05 (1 run, 1 run, 4 run, 15 run), UM 34-16
	By Opponent: Antone Smith, Florida State, 2008, (19, 2, 5, 20), FSU 41-39
Three Passing TDs-Game	By Hurricane: Jacory Harris vs. Oklahoma 10/3/09, (18 pass, 11 pass, 38 pass), UM 21-20
	By Opponent: Stefan LeFors, Louisville, 10/14/04, (12, 17, 22), UM 41-38
Five Passing TDs-Game	By Hurricane: (5) Kyle Wright at Wake Forest, 11/12/05, (64, 11, 15, 76, 10), UM 47-17
	(4) Jacory Harris at Duke, 10/18/08, (9, 6, 25, 10), UM 49-31
	By Opponent: (5) Cade McNown, UCLA, 12/5/98, (77, 7, 14, 61, 59), UM 49-45 and (5) Sam Bradford, Oklahoma, 9/8/07 (23, 24, 6, 30, 9), OU 51-13
Three Receiving TDs-Game	By Hurricane: Santana Moss at Rutgers, 10/3/98, (12, 28, 71), UM 53-17
	By Opponent: Malcolm Kelly, Oklahoma, 9/8/07 (23 pass, 24 pass, 30 pass), OU 51-13

2009 TEAM STATISTICS

TEAM STATISTICS	MIAMI	OPP
SCORING	147	118
Points Per Game	29.4	23.6
FIRST DOWNS	100	85
Rushing	34	42
Passing	62	31
Penalty	4	12
RUSHING YARDAGE	688	748
Yards gained rushing	816	936
Yards lost rushing	128	188
Rushing Attempts	173	201
Average Per Rush	4.0	3.7
Average Per Game	137.6	149.6
TDs Rushing	8	6
PASSING YARDAGE	1263	857
Comp-Att-Int	88-139-7	62-120-2
Average Per Pass	9.1	7.1
Average Per Catch	14.4	13.8
Average Per Game	252.6	171.4
TDs Passing	10	5
TOTAL OFFENSE	1951	1605
Total Plays	312	321
Average Per Play	6.3	5.0
Average Per Game	390.2	321.0
KICK RETURNS: #-Yards	24-628	26-528
PUNT RETURNS: #-Yards	15-123	5-84
INT RETURNS: #-Yards	2-0	7-125
KICK RETURN AVERAGE	26.2	20.3
PUNT RETURN AVERAGE	8.2	16.8
INT RETURN AVERAGE	0.0	17.9
FUMBLES-LOST	5-1	9-3
PENALTIES-Yards	40-334	33-275
Average Per Game	66.8	55.0
PUNTS-Yards	19-779	24-1004
Average Per Punt	41.0	41.8
Net punt average	34.5	34.2
TIME OF POSSESSION/Game	29:44	30:16
3RD-DOWN Conversions	27/63	26/72
3rd-Down Pct	43%	36%
4TH-DOWN Conversions	3/6	2/7
4th-Down Pct	50%	29%
SACKS BY-Yards	10-62	10-77
MISC YARDS	0	0
TOUCHDOWNS SCORED	19	13
FIELD GOALS-ATTEMPTS	4-6	9-11
ON-SIDE KICKS	0-0	0-1
RED-ZONE SCORES	(17-23) 74%	(13-16) 81%
RED-ZONE TOUCHDOWNS	(13-23) 57%	(7-16) 44%
PAT-ATTEMPTS	(19-19) 100%	(11-12) 92%
ATTENDANCE	154978	147310
Games/Avg Per Game	3/51659	2/73655
Neutral Site Games		0/0

2009 RESULTS

Date	Opponent	W/L	Score	Time	Attendance
*Sept. 7	at #18 Florida State	W	38-34	3:47	81077
* Sept. 17	#14 GEORGIA TECH	W	33-17	3:06	45329
* Sept. 26	at #11 Virginia Tech	L	7-31	3:11	66233
Oct 03	#8 OKLAHOMA	W	21-20	3:14	61790
Oct 10	FLORIDA A&M	W	48-16	3:03	47859

* ACC game AP rank in ()

SCORE BY QUARTERS

	1st	2nd	3rd	4th	OT	Total
Miami (Fla.)	31	38	50	28	0	147
Opponents	34	13	40	31	0	118

100-YARD PERFORMANCES

Rushing

Oklahoma
 Javarri James 15-150
Florida A&M
 Damien Berry 14-162

Receiving

Florida State
 Travis Benjamin 4-128

SCORING IN THE RED ZONE

	UM	Opp.
Times	23	16
Scores	17	13
Touchdowns	13	7
Field Goals	4	6
Turnovers	1	0
Missed Field Goals	2	2
Interceptions	1	0
Fumbles Lost	0	0
Lost on Downs	2	0
Game/Half Ended	1	1

THIRD-DOWN CONVERSIONS

	UM	Opp.
Florida State	5/13	6/15
Georgia Tech	8/13	6/14
Virginia Tech	1/11	5/14
Oklahoma	8/13	5/15
Florida A&M	5/13	4/14
Totals	27/63	26/72

NON-OFFENSIVE SCORES (1)

Florida A&M
 Thearon Collier 61-yd punt return for TD

2009 INDIVIDUAL STATISTICS

RUSHING	GP	Att	Gain	Lost	Total	Avg	TD	Lng	Avg/G
Javaris James	5	55	303	6	297	5.4	3	50	59.4
Graig Cooper	4	43	213	13	200	4.7	1	31	50.0
Damien Berry	5	14	165	3	162	11.6	1	49	32.4
Lee Chambers	3	23	68	8	60	2.6	1	12	20.0
Mike James	5	9	22	2	20	2.2	1	6	4.0
Travis Benjamin	5	3	19	0	19	6.3	0	13	3.8
Thearon Collier	5	3	15	8	7	2.3	0	15	1.4
John Calhoun	5	1	6	0	6	6.0	0	6	1.2
A.J. Highsmith	1	1	0	2	-2	-2.0	0	0	-2.0
TEAM	4	8	0	13	-13	-1.6	0	0	-3.2
Jacory Harris	5	13	5	73	-68	-5.2	1	4	-13.6
Total	5	173	816	128	688	4.0	8	50	137.6
Opponents	5	201	936	188	748	3.7	6	48	149.6

PASSING	G	EfficAtt-Cmp-Int	Pct	Yds	TD	Lng	Avg/G	
Jacory Harris	5	152-13	85-136-7	62.5	1225	10	40	245.0
A.J. Highsmith	1	206-40	3-3-0	100.0	38	0	29	38.0
Total	5	153-30	88-139-7	63.3	1263	10	40	252.6
Opponents	5	122-07	62-120-2	51.7	857	5	56	171.4

RECEIVING	G	No.	Yds	Avg	TD	Long	Avg/G
LaRon Byrd	5	13	173	13.3	1	40	34.6
Travis Benjamin	5	11	234	21.3	2	40	46.8
Leonard Hankerson	5	11	229	20.8	1	40	45.8
Dedrick Epps	4	10	134	13.4	2	27	33.5
Aldarius Johnson	3	9	124	13.8	0	31	41.3
Javaris James	5	7	54	7.7	0	20	10.8
Graig Cooper	4	6	59	9.8	1	24	14.8
Mike James	5	5	38	7.6	0	17	7.6
Thearon Collier	5	4	59	14.8	0	28	11.8
Tommy Streeter	2	3	55	18.3	0	29	27.5
Jimmy Graham	5	3	39	13.0	3	18	7.8
Tervaris Johnson	5	2	24	12.0	0	14	4.8
Kendal Thompkins	5	1	18	18.0	0	18	3.6
Patrick Hill	3	1	14	14.0	0	14	4.7
Damien Berry	5	1	5	5.0	0	5	1.0
John Calhoun	5	1	4	4.0	0	4	0.8
Total	5	88	1263	14.4	10	40	252.6
Opponents	5	62	857	13.8	5	56	171.4

PUNT RETURNS	No.	Yds	Avg	TD	Long
Travis Benjamin	8	60	7.5	0	33
Thearon Collier	5	62	12.4	1	61
Graig Cooper	2	1	0.5	0	1
Total	15	123	8.2	1	61
Opponents	5	84	16.8	1	51

INTERCEPTIONS	No.	Yds	Avg	TD	Long
Brandon Harris	1	0	0.0	0	0
Randy Phillips	1	0	0.0	0	0
Total	2	0	0.0	0	0
Opponents	7	125	17.9	1	31

KICK RETURNS	No.	Yds	Avg	TD	Long
Graig Cooper	14	400	28.6	0	63
Mike James	5	132	26.4	0	41
Brandon Harris	2	63	31.5	0	37
Jordan Futch	1	4	4.0	0	4
Lee Chambers	1	11	11.0	0	11
Travis Benjamin	1	18	18.0	0	18
Total	24	628	26.2	0	63
Opponents	26	528	20.3	0	51

FUMBLE RETURNS	No.	Yds	Avg	TD	Long
Total	0	0	0.0	0	0
Opponents	1	4	4.0	0	4

PUNTING	No.	Yds	Avg	Long	TB	FC	I20	Blkd
Matt Boshier	18	779	43.3	59	2	6	10	0
TEAM	1	0	0.0	0	0	0	0	1
Total	19	779	41.0	59	2	6	10	1
Opponents	24	1004	41.8	71	3	0	2	0

KICKOFFS	No.	Yds	Avg	TB	OB	Ret	Net	YdLine
Alex Uribe	21	1348	64.2	0	2			
Matt Boshier	7	335	47.9	0	0			
Total	28	1683	60.1	0	2	528	41.2	28
Opponents	27	1661	61.5	2	0	628	36.8	33

SCORING	TD	FGs	PATs			DXP	Saf	Points
			Kick	Rush	Rcv			
Matt Boshier	0	4-6	19-19	0-0	0	0-0	0	31
Javaris James	3	0-0	0-0	0-0	0	0-0	0	18
Jimmy Graham	3	0-0	0-0	0-0	0	0-0	0	18
Graig Cooper	2	0-0	0-0	0-0	0	0-0	0	12
Travis Benjamin	2	0-0	0-0	0-0	0	0-0	0	12
Dedrick Epps	2	0-0	0-0	0-0	0	0-0	0	12
LaRon Byrd	1	0-0	0-0	0-0	0	0-0	0	6
Damien Berry	1	0-0	0-0	0-0	0	0-0	0	6
Thearon Collier	1	0-0	0-0	0-0	0	0-0	0	6
Mike James	1	0-0	0-0	0-0	0	0-0	0	6
Lee Chambers	1	0-0	0-0	0-0	0	0-0	0	6
Jacory Harris	1	0-0	0-0	0-0	0	0-0	0	6
Leonard Hankerson	1	0-0	0-0	0-0	0	0-0	0	6
TEAM	0	0-0	0-0	0-0	0	0-0	1	2
Total	19	4-6	19-19	0-0	0	0-0	1	147
Opponents	13	9-11	11-12	0-0	1	1-1	0	118

TOTAL OFFENSE	G	Plays	Rush	Pass	Total	Avg/G
Jacory Harris	5	149	-68	1225	1157	231.4
Javaris James	5	55	297	0	297	59.4
Graig Cooper	4	43	200	0	200	50.0
Damien Berry	5	14	162	0	162	32.4
Lee Chambers	3	23	60	0	60	20.0
A.J. Highsmith	1	4	-2	38	36	36.0
Mike James	5	9	20	0	20	4.0
Travis Benjamin	5	3	19	0	19	3.8
Thearon Collier	5	3	7	0	7	1.4
John Calhoun	5	1	6	0	6	1.2
TEAM	4	8	-13	0	-13	-3.2
Total	5	312	688	1263	1951	390.2
Opponents	5	321	748	857	1605	321.0

FIELD GOALS	FGM-FGA	Pct	1-19	20-29	30-39	40-49	50+	Lg	Blk
Matt Boshier	4-6	66.7	1-1	1-2	2-3	0-0	0-0	34	0

FG SEQUENCE	MIAMI	OPPONENTS
Florida State	(18)	(52),(45)
Georgia Tech	(34),(26),(31)	(32),(39)
Virginia Tech	-	25,(22)
Oklahoma	-	(21),(39)
Florida A&M	(20),(33)	(32),(34),(21)

Numbers in parentheses indicate field goal was made.

ALL PURPOSE	G	Rush	Rec	PR	KOR	IR	Tot	Avg/G
Graig Cooper	4	200	59	1	400	0	660	165.0
Javaris James	5	297	54	0	0	0	351	70.2
Travis Benjamin	5	19	234	60	18	0	331	66.2
Leonard Hankerson	5	0	229	0	0	0	229	45.8
Mike James	5	20	38	0	132	0	190	38.0
LaRon Byrd	5	0	173	0	0	0	173	34.6
Damien Berry	5	162	5	0	0	0	167	33.4
Dedrick Epps	4	0	134	0	0	0	134	33.5
Thearon Collier	5	7	59	62	0	0	128	25.6
Aldarius Johnson	3	0	124	0	0	0	124	41.3
Lee Chambers	3	60	0	0	11	0	71	23.7
Brandon Harris	5	0	0	0	63	0	63	12.6
Tommy Streeter	2	0	55	0	0	0	55	27.5
Jimmy Graham	5	0	39	0	0	0	39	7.8
Tervaris Johnson	5	0	24	0	0	0	24	4.8
Kendal Thompkins	5	0	18	0	0	0	18	3.6
Patrick Hill	3	0	14	0	0	0	14	4.7
John Calhoun	5	6	4	0	0	0	10	2.0
Jordan Futch	5	0	0	0	4	0	4	0.8
A.J. Highsmith	1	-2	0	0	0	0	-2	-2.0
TEAM	4	-13	0	0	0	0	-13	-3.2
Jacory Harris	5	-68	0	0	0	0	-68	-13.6
Total	5	688	1263	123	628	0	2702	540.4
Opponents	5	748	857	84	528	125	2342	468.4

2009 TEAM STATISTICS

DEFENSIVE LEADERS	GP	Tackles			TFL/Yds	Sacks			BrUp	QBH	Fumbles		Blkd	
		Solo	Ast	Total		No-Yards	Int-Yds	Rcv-Yds			FF	Kick	Saf	
44 Colin McCarthy	5	17	21	38	4.0-7	.	.	1	
31 Sean Spence	5	13	14	27	3.5-5	.	.	.	1	
1 Brandon Harris	5	13	12	25	1.0-5	1.0-5	1-0	10	.	.	1	.	.	
50 Darryl Sharpton	5	14	11	25	1.5-3	
9 Sam Shields	5	15	7	22	1.0-5	.	.	2	
6 Randy Phillips	3	10	8	18	.	.	1-0	
91 Joe Joseph	5	8	9	17	5.0-12	1-0	.	.	.	
7 Vaughn Telemaque	4	11	6	17	1.5-4	
35 Olivier Vernon	3	3	9	12	4.0-14	0.5-3	
57 Allen Bailey	5	7	5	12	3.5-20	3.0-19	.	1	.	.	1	.	.	
37 Jared Campbell	5	5	6	11	
56 Marcus Robinson	5	5	6	11	4.5-22	3.0-20	.	.	1	.	2	.	.	
54 Micanor Regis	5	4	7	11	2.0-5	0.5-2	.	.	1	
26 Ray-Ray Armstrong	5	7	4	11	
29 JoJo Nicholas	3	3	7	10	
94 Eric Moncur	4	4	6	10	1.0-10	1.0-10	.	.	1	
45 Ramon Buchanan	5	5	2	7	
8 Demarcus Van Dyke	4	4	3	7	.	.	.	2	
48 Andrew Smith	4	4	2	6	1.0-3	
92 Josh Holmes	5	3	3	6	1.0-9	.	.	.	1	1-0	.	.	.	
11 Arthur Brown	5	3	2	5	
90 Steven Wesley	4	5	.	5	4.0-8	1.0-3	.	.	1	
34 C.J. Holton	4	2	2	4	
58 Jordan Futch	5	2	2	4	
24 Chavez Grant	5	3	1	4	0.5-3	.	.	1	
20 Damien Berry	5	2	1	3	
25 Matt Boshier	5	3	.	3	
13 Ryan Hill	3	1	1	2	
33 Alex Uribe	4	1	1	2	
32 Lee Chambers	3	1	1	2	
21 Brandon McGee	3	.	1	1	
36 Kylan Robinson	5	.	1	1	
66 Harland Gunn	4	1	.	1	
65 Matt Pipho	5	1	.	1	
83 Kendal Thompkins	5	.	1	1	1-0	.	.	.	
38 Cory Nelms	4	1	.	1	
2 Graig Cooper	4	1	.	1	
TM TEAM	4	1	
Total	5	182	162	344	39-135	10-62	2-0	17	6	3-0	4	.	1	
Opponents	5	180	164	344	26.0-116	10-77	7-125	16	3	1-4	4	1	.	

2009 STARTING LINEUPS

OFFENSE	Florida State	Georgia Tech	Virginia Tech	Oklahoma	Florida A&M	UCF	Clemson	Wake Forest	Virginia	North Carolina	Duke	USF
WR	Byrd	Byrd	Byrd		A. Johnson							
LT	Fox	Fox	Fox	Fox	Fox							
LG	Franklin	Franklin	Franklin	Franklin	Franklin							
C	Trump	Trump	Trump	Trump	Trump							
RG	GUNN	Figueroa	Gunn	Figueroa	Figueroa							
RT	PIPHO	Pipho	Pipho	Pipho	Pipho							
TE	Gordon	Epps	GRAHAM	Epps								
TE				T. Johnson	T. Johnson							
WR	Hankerson	Hankerson	Hankerson	Hankerson	Hankerson							
WR				Collier								
QB	Jacory Harris	Jacory Harris	Jacory Harris	Jacory Harris	Jacory Harris							
RB	Cooper	Cooper	J. James	J. James	J. James							
FB	J. James	J. James		M. James	M. James							
DEFENSE	Florida State	Georgia Tech	Virginia Tech	Oklahoma	Florida A&M	UCF	Clemson	Wake Forest	Virginia	North Carolina	Duke	USF
LE	Robinson	Robinson	Wesley	Robinson	Robinson							
LDT	Bailey	Bailey	Bailey	Joseph	Joseph							
RDT	Forston	Joseph	Joseph	Holmes	Holmes							
RE	SMITH	Smith	VERNON	Smith	Smith							
SLB	McCarthy	Spence	McCarthy	Futch								
MLB		Sharpton	Sharpton	Sharpton	Sharpton							
WLB	Spence	Futch	Spence	Spence	Spence							
LCB	SHIELDS	B. Harris	B. Harris	B. Harris	Shields							
RCB	Van Dyke	Shields	Van Dyke	Shields	Van Dyke							
FS	Grant	TELEMAQUE	Telemaque	Telemaque	Telemaque							
SS	Phillips	Phillips	Phillips	CAMPBELL	Campbell							
Nickel	B. Harris				B. Harris							
SPECIALISTS	Florida State	Georgia Tech	Virginia Tech	Oklahoma	Florida A&M	UCF	Clemson	Wake Forest	Virginia	North Carolina	Duke	USF
P	Bosher	Bosher	Bosher	Bosher	Bosher							
KO	Bosher	URIBE	Uribe	Uribe	Uribe							
PK	Bosher	Bosher	Bosher	Bosher	Bosher							
PR	Cooper	Benjamin	Benjamin	Benjamin	Benjamin							
KOR	Cooper	Cooper	Cooper	Cooper	B. Harris							
	Harris	M. James	M. James	M. James	M. James							
LS-P	Ivory	Ivory	Ivory	Ivory	Ivory							
LSFG	Byrne	Byrne	Byrne	Byrne	Byrne							
H	Perrelli	Perrelli	Perrelli	Perrelli	Perrelli							

CAPS indicate first career start

STARTING EXPERIENCE

Offensive Starters	2004	2005	2006	2007	2008	2009	Total								
Jason Fox, OT (Sr.)	-	-	12	12	12	5	41	Andrew Smith, RE (Soph.)	-	-	-	-	-	4	4
Javaris James, RB (Sr.)	-	-	10	12	1	5	28	Vaughn Telemaque, FS (R-Fr.)	-	-	-	-	-	4	4
Orlando Franklin, G (Jr.)	-	-	-	3	11	5	19	Josh Holmes, RDT (Jr.)	-	-	-	-	-	2	2
A.J. Trump, OG/C (Sr.)	-	-	-	-	10	5	15	Jared Campbell, SS (Jr.)	-	-	-	-	-	2	2
Graig Cooper, RB (Jr.)	-	-	-	1	11	2	14	Jordan Fulch, LB (Soph.)	-	-	-	-	-	1	1
Dedrick Epps, TE, (Sr.)	-	-	-	1	10	2	13	Olivier Vernon, RE (Fr.)	-	-	-	-	-	1	1
Aldarius Johnson, WR (Soph.)	-	-	-	-	8	1	9	Special Teams Starters	2005	2006	2007	2008	2009	Total	
Leonard Hankerson, WR (Jr.)	-	-	-	2	2	5	9	Matt Bosher, P (Jr.)	-	-	12	13	5	30	
Joel Figueroa, RG (Jr.)	-	-	-	-	5	3	8	Ryan Hill, KOR (Sr.)	-	5	10	13	-	28	
Jacory Harris, QB (Soph.)	-	-	-	-	2	5	7	Matt Bosher, PK (Jr.)	-	-	-	13	5	18	
Travis Benjamin, WR (Soph.)	-	-	-	-	5	1	6	Jake Byrne, K-LS (Sr.)	-	-	-	13	5	18	
LaRon Byrd, WR (Soph.)	-	-	-	-	3	3	6	Chris Ivory, P-LS (Soph.)	-	-	-	11	5	16	
Matt Pipho, RT (Sr.)	-	-	-	-	-	5	5	Matt Bosher, KO (Jr.)	-	-	-	13	1	14	
Patrick Hill, FB (Sr.)	-	-	-	-	4	-	4	Travis Benjamin, PR (Soph.)	-	-	-	8	4	12	
Richard Gordon, TE (Sr.)	-	-	-	-	3	1	4	Graig Cooper, PR (Jr.)	-	-	7	3	1	11	
Thearon Collier, WR (Soph.)	-	-	-	-	3	1	4	Brandon Harris, KOR (Soph.)	-	-	-	6	3	9	
Harland Gunn, RG (Soph.)	-	-	-	-	-	2	2	Graig Cooper, KR (Jr.)	-	-	-	-	4	4	
Mike James, FB (Fr.)	-	-	-	-	-	2	2	Mike James, KR (Fr.)	-	-	-	-	4	4	
Tervaris Johnson, TE (Sr.)	-	-	-	-	-	2	2	Alex Uribe, KO (Sr.)	-	-	-	-	4	4	
Davon Johnson, WR (Soph.)	-	-	-	-	-	1	1	Jake Byrne, P-LS (Sr.)	-	-	-	2	-	2	
								Thearon Collier, PR (Soph.)	-	-	-	2	-	2	
Defensive Starters	2004	2005	2006	2007	2008	2009	Total								
Darryl Sharpton, LB (Sr.)	-	0	5	4	9	4	22								
Chavez Grant, CB (Sr.)	-	-	5	6	7	1	19								
Joe Joseph, DT (Sr.)	-	0	0	5	9	4	18								
Eric Moncur, DE (Sr.)	0	2	3	8	3	-	16								
Colin McCarthy, LB (Jr.)	-	-	0	10	4	2	16								
Randy Phillips, CB (Sr.)	-	-	8	4	1	3	16								
Sean Spence, LB (Soph.)	-	-	-	-	9	5	14								
DeMarcus Van Dyke, CB (Jr.)	-	-	-	8	2	3	13								
Steven Wesley, DE (Jr.)	-	-	-	-	11	1	12								
Brandon Harris, CB (Soph.)	-	-	-	-	6	5	11								
Marcus Robinson, RE (Soph.)	-	-	-	-	5	4	9								
JoJo Nicolas, S (Jr.)	-	-	-	-	7	-	7								
Allen Bailey, LE/LT (Jr.)	-	-	-	-	4	3	7								
Ryan Hill, S (Sr.)	-	-	-	-	5	-	5								
Adewale Ojomo, RE (Soph.)	-	-	-	-	3	-	3								
Marcus Forston, DT (Soph.)	-	-	-	-	1	1	2								
Sam Shields, RCB (Sr.)	-	-	-	-	-	4	4								

2009 PARTICIPATION

GP/GS	Gm/Starts	FSU	GT	VT	Okla.	FAMU	UCF	CLEM	WAKE	UVA	UNC	DUKE	USF
26	Armstrong, R.	5/-	XXX	XXX	XXX	XXX	XXX						
57	Bailey, A.	5/3	START	START	START	XXX	XXX						
3	Benjamin, T.	5/-	XXX	XXX	XXX	XXX	XXX						
20	Berry, D.	5/-	XXX	XXX	XXX	XXX	XXX						
25	Bosher, M.	5/-	XXX	XXX	XXX	XXX	XXX						
11	Brown, A.	5/-	XXX	XXX	XXX	XXX	XXX						
45	Buchanan, R.	5/-	XXX	XXX	XXX	XXX	XXX						
47	Byrd, L.	5/3	START	START	START	XXX	XXX						
87	Byrne, J.	5/-	XXX	XXX	XXX	XXX	XXX						
43	Calhoun, J.	5/-	XXX	XXX	XXX	XXX	XXX						
37	Campbell, J.	5/2	XXX	XXX	XXX	START	START						
32	Chambers, L.	3/-	XXX	XXX	XXX						
28	Collier, T.	5/1	XXX	XXX	START	XXX	XXX						
2	Cooper, G.	4/2	START	START	XXX	XXX	...						
18	Epps, D.	4/2	XXX	START	XXX	START	...						
61	Figueroa, J.	5/3	XXX	START	XXX	START	START						
99	Forston, M.	3/1	START	XXX	...	XXX	...						
64	Fox, J.	5/5	START	START	START	START	START						
74	Franklin, O.	5/5	START	START	START	START	START						
58	Futch, J.	5/2	XXX	START	XXX	START	XXX						
84	Gordon, R.	1/1	START						
80	Graham, J.	5/1	XXX	XXX	START	XXX	XXX						
24	Grant, C.	5/1	START	XXX	XXX	XXX	XXX						
66	Gunn, H.	5/2	START	XXX	START	XXX	XXX						
85	Hankerson, L.	5/5	START	START	START	START	START						
1	Harris, B.	5/5	START	START	START	START	START						
12	Harris, J.	5/5	START	START	START	START	START						
19	Highsmith, A.	1/-	XXX						
30	Hill, P.	3/-	XXX	XXX	XXX						
13	Hill, R.	3/-	...	XXX	XXX	XXX	...						
92	Holmes, J.	5/2	XXX	XXX	XXX	START	START						
34	Holton, C.	4/-	...	XXX	XXX	XXX	XXX						
63	Horn, T.	1/-	XXX						
60	Ivory, C.	3/-	XXX	XXX	XXX						
5	James, J.	5/5	START	START	START	START	START						
22	James, M.	5/2	XXX	XXX	XXX	START	START						
4	Johnson, A.	3/1	XXX	XXX	START						
23	Johnson, T.	5/2	XXX	XXX	XXX	START	START						
55	Jones, B.	1/-	XXX						
91	Joseph, J.	5/4	XXX	START	START	START	START						
44	McCarthy, C.	5/2	START	XXX	START	XXX	XXX						
21	McGee, B.	3/-	XXX	XXX	XXX						
94	Moncur, E.	4/-	...	XXX	XXX	XXX	XXX						
38	Nelms, C.	4/-	XXX	XXX	...	XXX	XXX						
29	Nicholas, J.	3/-	XXX	XXX	XXX						
17	Perrelli, M.	5/-	XXX	XXX	XXX	XXX	XXX						
6	Phillips, R.	3/3	START	START	START						
65	Pipho, M.	5/5	START	START	START	START	START						
96	Porter, C.	1/-	XXX						
54	Regis, M.	5/-	XXX	XXX	XXX	XXX	XXX						
36	Robinson, K.	5/-	XXX	XXX	XXX	XXX	XXX						
56	Robinson, M.	5/4	START	START	XXX	START	START						
50	Sharpton, D.	5/4	XXX	START	START	START	START						
9	Shields, S.	5/4	START	START	XXX	START	START						
48	Smith, A.	4/4	START	START	...	START	START						
31	Spence, S.	5/5	START	START	START	START	START						
86	Streeter, T.	2/-	...	XXX	XXX						
68	Symonette, I.	5/-	XXX	XXX	XXX	XXX	XXX						
7	Telemaque, V.	4/4	...	START	START	START	START						
83	Thompkins, K.	5/-	XXX	XXX	XXX	XXX	XXX						
70	Trump, A.	5/5	START	START	START	START	START						
33	Uribe, A.	4/-	...	XXX	XXX	XXX	XXX						
8	Van Dyke, D.	4/3	START	...	START	XXX	START						
35	Vernon, O.	3/1	XXX	XXX	START						
72	Washington, B.	5/-	XXX	XXX	XXX	XXX	XXX						
90	Wesley, S.	4/1	XXX	XXX	START	XXX	...						

2009 GAME-BY GAME STATISTICS

JACORY HARRIS

Game	Cmp	Att	Pct.	Int.	Yds	TD	Lg	Sacked
9/7 at Florida State	21	34	61.8	2	386	2	40	1
9/17 Georgia Tech	20	25	80.0	0	270	3	40	0
9/26 at Virginia Tech	9	25	36.0	1	150	0	34	3
10/3 Oklahoma	19	28	67.9	2	202	3	38	4
10/10 Florida A&M	16	24	66.7	2	217	2	37	1
10/17 at UCF								
10/24 Clemson								
10/31 at Wake Forest								
11/7 Virginia								
11/14 at North Carolina								
11/21 Duke								
11/28 at USF								

A.J. HIGHSMITH

Game	Cmp	Att	Pct.	Int.	Yds	TD	Lg	Sacked
10/10 Florida A&M	3	3	100.0	0	38	0	29	1

2009 RUSHING

GRAIG COOPER

Game	No.	Yds	Avg.	TD	Lg
9/7 at Florida State	7	31	4.4	1	13
9/17 Georgia Tech	17	93	5.5	0	31
9/26 at Virginia Tech	11	55	5.0	0	14
10/3 Oklahoma	8	21	2.6	0	8
10/10 Florida A&M	Did Not Play				
10/17 at UCF					
10/24 Clemson					
10/31 at Wake Forest					
11/7 Virginia					
11/14 at North Carolina					
11/21 Duke					
11/28 at USF					

JAVARRIS JAMES

Game	No.	Yds	Avg.	TD	Lg
9/7 at Florida State	11	36	3.3	1	9
9/17 Georgia Tech	14	72	5.1	1	14
9/26 at Virginia Tech	14	35	2.5	1	15
10/3 Oklahoma	15	150	10.0	0	50
10/10 Florida A&M	1	4	4.0	0	4
10/17 at UCF					
10/24 Clemson					
10/31 at Wake Forest					
11/7 Virginia					
11/14 at North Carolina					
11/21 Duke					
11/28 at USF					

LEE CHAMBERS

Game	No.	Yds	Avg.	TD	Lg
9/7 at Florida State	5	10	2.0	0	4
9/17 Georgia Tech	2	12	6.0	0	8
9/26 at Virginia Tech	DNP				
10/3 Oklahoma	0	0	0.0	0	0
10/10 Florida A&M	16	46	2.4	1	12
10/17 at UCF					
10/24 Clemson					
10/31 at Wake Forest					
11/7 Virginia					
11/14 at North Carolina					
11/21 Duke					
11/28 at USF					

TRAVIS BENJAMIN

Game	No.	Yds	Avg.	TD	Lg
9/7 at Florida State	1	5	5.0	0	5
9/17 Georgia Tech	1	13	13.0	0	13
9/26 at Virginia Tech	0	0	0.0	0	0
10/3 Oklahoma	1	1	1.0	0	1
10/10 Florida A&M	0	0	0.0	0	0
10/17 at UCF					
10/24 Clemson					
10/31 at Wake Forest					
11/7 Virginia					
11/14 at North Carolina					
11/21 Duke					
11/28 at USF					

THEARON COLLIER

Game	No.	Yds	Avg.	TD	Lg
9/7 at Florida State	2	13	6.5	0	15
9/17 Georgia Tech	0	0	0.0	0	0
9/26 at Virginia Tech	1	-6	-6.0	0	0
10/3 Oklahoma	0	0	0.0	0	0
10/10 Florida A&M	0	0	0.0	0	0
10/17 at UCF					
10/24 Clemson					
10/31 at Wake Forest					
11/7 Virginia					
11/14 at North Carolina					
11/21 Duke					
11/28 at USF					

JACORY HARRIS

Game	No.	Yds	Avg.	TD	Lg
9/7 at Florida State	3	1	0.3	1	4
9/17 Georgia Tech	1	0	0.0	0	0
9/26 at Virginia Tech	4	-28	-7.0	0	0
10/3 Oklahoma	4	-30	-7.5	0	0
10/10 Florida A&M	1	0	-7.0	0	0
10/17 at UCF					
10/24 Clemson					
10/31 at Wake Forest					
11/7 Virginia					
11/14 at North Carolina					
11/21 Duke					
11/28 at USF					

MIKE JAMES

Game	No.	Yds	Avg.	TD	Lg
9/7 at Florida State	0	0	0.0	0	0
9/17 Georgia Tech	0	0	0.0	0	0
9/26 at Virginia Tech	4	3	0.8	0	2
10/3 Oklahoma	1	3	3.0	0	3
10/10 Florida A&M	4	15	3.5	1	6
10/17 at UCF					
10/24 Clemson					
10/31 at Wake Forest					
11/7 Virginia					
11/14 at North Carolina					
11/21 Duke					
11/28 at USF					

DAMIEN BERRY

Game	No.	Yds	Avg.	TD	Lg
10/10 Florida A&M	14	162	11.6	1	49
10/17 at UCF					
10/24 Clemson					
10/31 at Wake Forest					
11/7 Virginia					
11/14 at North Carolina					
11/21 Duke					
11/28 at USF					

JOHN CALHOUN

Game	No.	Yds	Avg.	TD	Lg
10/10 Florida A&M	1	4	4.0	0	4
10/17 at UCF					
10/24 Clemson					
10/31 at Wake Forest					
11/7 Virginia					
11/14 at North Carolina					
11/21 Duke					
11/28 at USF					

2009 GAME-BY GAME STATISTICS - RECEIVING

TRAVIS BENJAMIN

Game	No.	Yds	Avg.	TD	Lg
9/7 at Florida State	4	128	32.0	1	40
9/17 Georgia Tech	3	29	9.7	0	20
9/26 at Virginia Tech	0	0	0.0	0	0
10/3 Oklahoma	3	61	20.3	1	38
10/10 Florida A&M	1	16	16.0	0	16
10/17 at UCF					
10/24 Clemson					
10/31 at Wake Forest					
11/7 Virginia					
11/14 at North Carolina					
11/21 Duke					
11/28 at USF					

LEONARD HANKERSON

Game	No.	Yds	Avg.	TD	Lg
9/7 at Florida State	4	72	18.0	0	40
9/17 Georgia Tech	1	35	35.0	0	35
9/26 at Virginia Tech	3	79	26.3	0	34
10/3 Oklahoma	1	1	1.0	0	1
10/10 Florida A&M	2	42	21.0	1	37
10/17 at UCF					
10/24 Clemson					
10/31 at Wake Forest					
11/7 Virginia					
11/14 at North Carolina					
11/21 Duke					
11/28 at USF					

LARON BYRD

Game	No.	Yds	Avg.	TD	Lg
9/7 at Florida State	0	0	0.0	0	0
9/17 Georgia Tech	5	83	16.6	1	40
9/26 at Virginia Tech	4	58	14.5	0	23
10/3 Oklahoma	2	12	6.0	0	7
10/10 Florida A&M	2	20	10.0	0	17
10/17 at UCF					
10/24 Clemson					
10/31 at Wake Forest					
11/7 Virginia					
11/14 at North Carolina					
11/21 Duke					
11/28 at USF					

DEDRICK EPPS

Game	No.	Yds	Avg.	TD	Lg
9/7 at Florida State	2	46	23.0	0	27
9/17 Georgia Tech	3	37	12.3	1	14
9/26 at Virginia Tech	2	13	6.5	0	9
10/3 Oklahoma	3	38	12.7	1	19
10/10 Florida A&M					
10/17 at UCF					
10/24 Clemson					
10/31 at Wake Forest					
11/7 Virginia					
11/14 at North Carolina					
11/21 Duke					
11/28 at USF					

GRAIG COOPER

Game	No.	Yds	Avg.	TD	Lg
9/7 at Florida State	2	24	12.0	1	24
9/17 Georgia Tech	3	32	10.7	0	13
9/26 at Virginia Tech	0	0	0.0	0	0
10/3 Oklahoma	1	3	3.0	0	3
10/10 Florida A&M					
10/17 at UCF					
10/24 Clemson					
10/31 at Wake Forest					
11/7 Virginia					
11/14 at North Carolina					
11/21 Duke					
11/28 at USF					

ALDARIUS JOHNSON

Game	No.	Yds	Avg.	TD	Lg
9/7 at Florida State	3	48	16.0	0	31
9/17 Georgia Tech					
9/26 at Virginia Tech					
10/3 Oklahoma	4	45	11.25	0	12
10/10 Florida A&M	2	31	15.5	0	21
10/17 at UCF					
10/24 Clemson					
10/31 at Wake Forest					
11/7 Virginia					
11/14 at North Carolina					
11/21 Duke					
11/28 at USF					

JAVARRIS JAMES

Game	No.	Yds	Avg.	TD	Lg
9/7 at Florida State	3	35	11.7	0	20
9/17 Georgia Tech	2	12	6.0	0	9
9/26 at Virginia Tech	0	0	0.0	0	0
10/3 Oklahoma	1	4	4.0	0	4
10/10 Florida A&M	1	3	3.0	0	3
10/17 at UCF					
10/24 Clemson					
10/31 at Wake Forest					
11/7 Virginia					
11/14 at North Carolina					
11/21 Duke					
11/28 at USF					

THEARON COLLIER

Game	No.	Yds	Avg.	TD	Lg
9/7 at Florida State	2	28	14.0	0	18
9/17 Georgia Tech	0	0	0.0	0	0
9/26 at Virginia Tech	0	0	0.0	0	0
10/3 Oklahoma	1	3	3.0	0	3
10/10 Florida A&M	1	28	28.0	0	28
10/17 at UCF					
10/24 Clemson					
10/31 at Wake Forest					
11/7 Virginia					
11/14 at North Carolina					
11/21 Duke					
11/28 at USF					

TERVARIS JOHNSON

Game	No.	Yds	Avg.	TD	Lg
9/7 at Florida State	0	0	0.0	0	0
9/17 Georgia Tech	1	14	14.0	0	14
9/26 at Virginia Tech	0	0	0.0	0	0
10/3 Oklahoma	1	10	10.0	0	10
10/10 Florida A&M	0	0	0.0	0	0
10/17 at UCF					
10/24 Clemson					
10/31 at Wake Forest					
11/7 Virginia					
11/14 at North Carolina					
11/21 Duke					
11/28 at USF					

JIMMY GRAHAM

Game	No.	Yds	Avg.	TD	Lg
9/7 at Florida State	0	0	0.0	0	0
9/17 Georgia Tech	1	14	14.0	1	14
9/26 at Virginia Tech	0	0	0.0	0	0
10/3 Oklahoma	1	18	18.0	1	18
10/10 Florida A&M	1	7	7.0	1	7
10/17 at UCF					
10/24 Clemson					
10/31 at Wake Forest					
11/7 Virginia					
11/14 at North Carolina					
11/21 Duke					
11/28 at USF					

PATRICK HILL

Game	No.	Yds	Avg.	TD	Lg
9/7 at Florida State	0	0	0.0	0	0
9/17 Georgia Tech	1	14	14.0	0	14
9/26 at Virginia Tech	0	0	0.0	0	0
10/3 Oklahoma					
10/10 Florida A&M					
10/17 at UCF					
10/24 Clemson					
10/31 at Wake Forest					
11/7 Virginia					
11/14 at North Carolina					
11/21 Duke					
11/28 at USF					

MIKE JAMES

Game	No.	Yds	Avg.	TD	Lg
9/7 at Florida State	1	5	5.0	0	5
9/17 Georgia Tech	0	0	0.0	0	0
9/26 at Virginia Tech	0	0	0.0	0	0
10/3 Oklahoma	1	7	7.0	0	7
10/10 Florida A&M	3	26	8.7	0	17
10/17 at UCF					
10/24 Clemson					
10/31 at Wake Forest					
11/7 Virginia					
11/14 at North Carolina					
11/21 Duke					
11/28 at USF					

TOMMY STREETER

Game	No.	Yds	Avg.	TD	Lg
10/10 Florida A&M	3	55	18.3	0	29
10/17 at UCF					
10/24 Clemson					
10/31 at Wake Forest					
11/7 Virginia					
11/14 at North Carolina					
11/21 Duke					
11/28 at USF					

KENDAL THOMPKINS

Game	No.	Yds	Avg.	TD	Lg
10/10 Florida A&M	1	18	18.0	0	18
10/17 at UCF					
10/24 Clemson					
10/31 at Wake Forest					
11/7 Virginia					
11/14 at North Carolina					
11/21 Duke					
11/28 at USF					

DAMIEN BERRY

Game	No.	Yds	Avg.	TD	Lg
10/10 Florida A&M	1	5	5.0	0	5
10/17 at UCF					
10/24 Clemson					
10/31 at Wake Forest					
11/7 Virginia					
11/14 at North Carolina					
11/21 Duke					
11/28 at USF					

JOHN CALHOUN

Game	No.	Yds	Avg.	TD	Lg
10/10 Florida A&M	1	4	4.0	0	4
10/17 at UCF					
10/24 Clemson					
10/31 at Wake Forest					
11/7 Virginia					
11/14 at North Carolina					
11/21 Duke					
11/28 at USF					

2009 GAME-BY GAME STATISTICS - KICKOFF/PUNT RETURNS

KICK RETURNS

GRAIG COOPER

Game	No.	Yds	Avg.	TD	Lg
9/7 at Florida State	5	173	34.6	0	63
9/17 Georgia Tech	2	61	30.5	0	36
9/26 at Virginia Tech	3	74	24.7	0	39
10/3 Oklahoma	4	88	22.0	0	28
10/10 Florida A&M	Did Not Play				
10/17 at UCF					
10/24 Clemson					
10/31 at Wake Forest					
11/7 Virginia					
11/14 at North Carolina					
11/21 Duke					
11/28 at USF					

MIKE JAMES

Game	No.	Yds	Avg.	TD	Lg
9/7 at Florida State	0	0	0.0	0	0
9/17 Georgia Tech	1	40	40.0	0	40
9/26 at Virginia Tech	2	25	12.5	0	21
10/3 Oklahoma	1	26	26.0	0	26
10/10 Florida A&M					
10/17 at UCF					
10/24 Clemson					
10/31 at Wake Forest					
11/7 Virginia					
11/14 at North Carolina					
11/21 Duke					
11/28 at USF					

TRAVIS BENJAMIN

Game	No.	Yds	Avg.	TD	Lg
9/7 at Florida State	2	46	23.0	0	27
9/17 Georgia Tech	3	37	12.3	1	14
9/26 at Virginia Tech	0	0	0.0	0	0
10/3 Oklahoma	0	0	0.0	0	0
10/10 Florida A&M					
10/17 at UCF					
10/24 Clemson					
10/31 at Wake Forest					
11/7 Virginia					
11/14 at North Carolina					
11/21 Duke					
11/28 at USF					

BRANDON HARRIS

Game	No.	Yds	Avg.	TD	Lg
10/10 Florida A&M	2	63	31.5	0	37
10/17 at UCF					
10/24 Clemson					
10/31 at Wake Forest					
11/7 Virginia					
11/14 at North Carolina					
11/21 Duke					
11/28 at USF					

PUNT RETURNS

TRAVIS BENJAMIN

Game	No.	Yds	Avg.	TD	Lg
9/7 at Florida State	2	7	3.5	0	6
9/17 Georgia Tech	1	14	14.0	0	14
9/26 at Virginia Tech	1	-10	-10.0	0	0
10/3 Oklahoma	2	-3	-1.5	0	0
10/10 Florida A&M	2	52	26.0	0	33
10/17 at UCF					
10/24 Clemson					
10/31 at Wake Forest					
11/7 Virginia					
11/14 at North Carolina					
11/21 Duke					
11/28 at USF					

GRAIG COOPER

Game	No.	Yds	Avg.	TD	Lg
9/7 at Florida State	1	0	0.0	0	0
9/17 Georgia Tech	0	0	0.0	0	0
9/26 at Virginia Tech	1	1	1.0	0	1

THEARON COLLIER

Game	No.	Yds	Avg.	TD	Lg
10/10 Florida A&M	5	62	12.4	0	61

2009 GAME-BY GAME STATISTICS - DEFENSE

TACKLES FOR LOSS	UA-A	Total	FSU	GT	VT	OKLA	FAMU	UCF	CLEMSON	WAKE	UVA	UNC	DUKE	USF
Joseph, J. DL	4-2	5.0	-	-	-	1.5-2	3.5-10							
Robinson, M. DL	3-3	4.5	1.0-10	0.5-1	-	1.5-7	1.5-4							
McCarthy, C. LB	3-2	4.0	1.5-2	0.5-2	-	1.0-1	1.0-2							
Wesley, S. DE	4-0	4.0	1.0-3	2.0-4	1.0-1	-	DNP							
Vernon, O. DL	2-4	4.0	1.0-3	3.0-11	-	DNP	DNP							
Bailey, A. DL	3-1	3.5	1.0-7	-	0.5-1	1.0-6	1.0-6							
Spence, S. LB	2-3	3.5	1.5-1	0.5-2	0.5-0	1.0-2	-							
Regis, M. DL	1-2	2.0	-	1.0-3	-	1.0-2	-							
Telemaque, V. DB	1-1	1.5	DNP	1.5-4	-	-	-							
Sharpton, D. LB	1-1	1.5	0.5-1	-	-	-	1.0-2							
Smith, A. DL	1-0	1.0	-	1.0-3	DNP	-	-							
Shields, S.	1-0	1.0	-	-	-	-	1.0-5							
Holmes, J.	1-0	1.0	-	-	-	-	1.0-9							
Moncur, E. DL	1-0	1.0	DNP	-	-	-	1.0-10							
Harris, B. DB	1-0	1.0	-	-	-	1.0-5	-							
Grant, C. DB	0-1	0.5	0.5-3	-	-	-	-							
FUMBLES RECOVERED	No	FSU	GT	VT	OKLA	FAMU	UCF	CLEMSON	WAKE	UVA	UNC	DUKE	USF	
Holmes, J.	1	1	-	-	-	-								
Thompkins, K. WR	1	-	-	1	-	-								
Joseph, J.	1	-	-	-	1	-								
FORCED FUMBLES	No	FSU	GT	VT	OKLA	FAMU	UCF	CLEMSON	WAKE	UVA	UNC	DUKE	USF	
Robinson, M.	2	1	-	-	-	1								
Bailey, A.	1	-	-	-	1	-								
Harris, B.	1	-	-	-	1	-								
FUMBLES LOST	No-Lost	FSU	GT	VT	OKLA	FAMU	UCF	CLEMSON	WAKE	UVA	UNC	DUKE	USF	
Harris, J. QB	3-1	-	-	2-1	1-0	-								
Harris, B.	1-0	-	-	-	-	1-0								
James, M. RB	1-0	-	-	1-0	-	-								

2009 GAME-BY GAME STATISTICS - KICKING

PUNTING - MATT BOSHER

Opponent	No.	Yards	Avg.	Long	Blk	TB	In20	+50
9/7 at Florida State	4	165	41.2	48	0	1	3	0
9/17 Georgia Tech	1	41	41.0	41	0	1	0	0
9/26 at Virginia Tech	6	249	41.5	53	1	0	3	1
10/3 Oklahoma	5	229	45.8	58	0	0	3	2
10/10 Florida A&M	2	95	47.5	59	0	0	1	1
10/17 at UCF								
10/24 Clemson								
10/31 at Wake Forest								
11/7 Virginia								
11/14 at North Carolina								
11/21 Duke								
11/28 at USF								

PLACEKICKING - MATT BOSHER

Opponent	EXTRA POINTS		FIELD GOALS				FG BREAKDOWN				
	XP/XPA	PCT	FG/FGA	PCT	LG	PTS	1-19	20-29	30-39	40-49	50+
19/19	100.0		4/6	66.7	34	31	1/1	1/2	2/3	0/0	0/0
Opponent	FG/FGA	Distances	XP/XPA	Game Pts.							
9/7 at Florida State	1/1	18g	5/5	8							
9/17 Georgia Tech	1/3	34g, 26 wr, 31 wr	4/4	7							
9/26 at Virginia Tech	0/0		1/1	1							
10/3 Oklahoma	0/0		3/3	3							
10/10 Florida A&M	2/2	20g, 33g	6/6	12							
10/17 at UCF											
10/24 Clemson											
10/31 at Wake Forest											
11/7 Virginia											
11/14 at North Carolina											
11/21 Duke											
11/28 at USF											

2009 GAME-BY GAME STATISTICS - DEFENSE

SACKS	UA-A	Total	FSU	GT	VT	OKLA	FAMU	UCF	CLEMSON	WAKE	UVA	UNC	DUKE	USF
Bailey, A. DL	3-0	3.0	1.0-7	-	-	1.0-6	1.0-6							
Robinson, M. DL	3-0	3.0	1.0-10	-	-	1.0-6	1.0-4							
Moncur, E. DL	1-0	1.0	DNP	-	-	-	1.0-10							
Wesley, S. DE	1-0	1.0	-	1.0-3	-	-	DNP							
Harris, B. DB	1-0	1.0	-	-	-	1.0-5	-							
Regis, M. DL	0-1	0.5	-	0.5-2	-	-	-							
Vernon, O. DL	0-1	0.5	-	0.5-3	-	DNP	DNP							
TACKLES	UA-A	Total	FSU	GT	VT	OKLA	FAMU	UCF	CLEMSON	WAKE	UVA	UNC	DUKE	USF
McCarthy, C. LB	17-21	38	5-3	0-4	4-9	4-3	4-2							
Spence, S. LB	13-14	27	2-1	0-2	2-6	5-5	4-0							
Sharpton, D. LB	14-11	25	3-1	6-2	1-4	3-3	1-1							
Harris, B. DB	13-12	25	3-6	3-1	3-2	2-2	2-1							
Shields, S.	15-7	22	2-2	5-1	2-2	3-2	3-0							
Phillips, R. DB	10-8	18	4-2	3-2	3-4	DNP	DNP							
Joseph, J. DL	8-9	17	1-0	1-0	2-3	1-3	3-3							
Telemaque, V. DB	11-6	17	DNP	1-2	2-0	6-3	2-1							
Vernon, O. DL	3-9	12	1-2	2-2	0-5	DNP	DNP							
Bailey, A. DL	7-5	12	2-0	1-0	0-3	3-1	1-1							
Robinson, M. DL	5-6	11	2-0	0-1	0-1	1-2	2-2							
Campbell, J. DB	5-6	11	2-1	1-0	0-2	1-3	1-0							
Regis, M. DL	4-7	11	1-0	0-2	0-3	2-0	1-2							
Armstrong, R. DB	7-4	11	1-0	-	1-1	4-3	1-0							
Moncur, E. DL	4-6	10	DNP	1-2	0-1	2-3	1-0							
Nicholas, J. DB	3-7	10	2-2	-	1-5	DNP	DNP							
Buchanan, R. LB	5-2	7	1-0	-	1-0	-	3-2							
Van Dyke, D. DB	4-3	7	1-0	DNP	1-2	-	2-1							
Holmes, J.	3-3	6	-	0-1	0-2	2-0	1-0							
Smith, A. DL	4-2	6	1-1	2-0	DNP	-	1-1							
Wesley, S. DE	5-0	5	1-0	2-0	2-0	-	DNP							
Brown, A. LB	3-2	5	1-0	0-1	-	1-0	1-1							
Grant, C. DB	3-1	4	1-1	-	-	1-0	1-0							
Holton, C. LB	2-2	4	DNP	-	-	0-2	2-0							
Futch, J. LB	2-2	4	1-0	1-0	0-1	-	0-1							
Berry, D.	2-1	3	1-0	1-1	-	-	-							
Bosher, M.	3-0	3	2-0	-	-	1-0	-							
Uribe, A. K	1-1	2	DNP	-	-	-	1-1							
Hill, R. DB	1-1	2	DNP	-	-	1-1	DNP							
Chambers, L.	1-1	2	-	0-1	DNP	DNP	1-0							
Robinson, K. LB	0-1	1	-	-	-	-	0-1							
Pipho, M.	1-0	1	-	-	-	1-0	-							
Gunn, H.	1-0	1	-	-	1-0	-	-							
Thompkins, K.	0-1	1	-	-	-	-	0-1							
Nelms, C. DB	1-0	1	-	-	DNP	1-0	-							
McGee, B.	0-1	1	-	0-1	DNP	DNP	-							
Cooper, G.	1-0	1	-	-	1-0	-	DNP							
INTERCEPTIONS	Total	FSU	GT	VT	OKLA	FAMU	UCF	CLEMSON	WAKE	UVA	UNC	DUKE	USF	
Phillips, R. DB	1-0	1-0	-	-	-	-	-							
Harris, B. DB	1-0	-	-	-	-	1-0	-							

2009 TEAM GAME HIGHS

INDIVIDUAL GAME HIGHS

Rushes	17	Graig Cooper vs Georgia Tech (Sep 17, 2009)
Yards Rushing	162	Damien Berry vs Florida A&M (Oct 10, 2009)
TD Rushes	1	Graig Cooper at Florida State (Sep 07, 2009)
		Javarris James at Florida State (Sep 07, 2009)
		Jacory Harris at Florida State (Sep 07, 2009)
		Javarris James vs Georgia Tech (Sep 17, 2009)
		Javarris James at Virginia Tech (Sep 26, 2009)
		Damien Berry vs Florida A&M (Oct 10, 2009)
		Mike James vs Florida A&M (Oct 10, 2009)
		Lee Chambers vs Florida A&M (Oct 10, 2009)
Long Rush	50	Javarris James vs Oklahoma (Oct 03, 2009)
Pass attempts	34	Jacory Harris at Florida State (Sep 07, 2009)
Pass completions	21	Jacory Harris at Florida State (Sep 07, 2009)
Yards Passing	386	Jacory Harris at Florida State (Sep 07, 2009)
TD Passes	3	Jacory Harris vs Georgia Tech (Sep 17, 2009)
		Jacory Harris vs Oklahoma (Oct 03, 2009)
Long Pass	40	Jacory Harris at Florida State (Sep 07, 2009)
		Jacory Harris vs Georgia Tech (Sep 17, 2009)
Receptions	5	LaRon Byrd vs Georgia Tech (Sep 17, 2009)
Yards Receiving	128	Travis Benjamin at Florida State (Sep 07, 2009)
TD Receptions	1	Graig Cooper at Florida State (Sep 07, 2009)
		Travis Benjamin at Florida State (Sep 07, 2009)
		Dedrick Epps vs Georgia Tech (Sep 17, 2009)
		LaRon Byrd vs Georgia Tech (Sep 17, 2009)
		Jimmy Graham vs Georgia Tech (Sep 17, 2009)
		Travis Benjamin vs Oklahoma (Oct 03, 2009)
		Dedrick Epps vs Oklahoma (Oct 03, 2009)
		Jimmy Graham vs Oklahoma (Oct 03, 2009)
		Jimmy Graham vs Florida A&M (Oct 10, 2009)
		Leonard Hankerson vs Florida A&M (Oct 10, 2009)
Long Reception	40	Travis Benjamin at Florida State (Sep 07, 2009)
		Leonard Hankerson at Florida State (Sep 07, 2009)
		LaRon Byrd vs Georgia Tech (Sep 17, 2009)
Field Goals	2	Matt Boshier vs Florida A&M (Oct 10, 2009)
Long Field Goal	34	Matt Boshier vs Georgia Tech (Sep 17, 2009)
Punts	6	Matt Boshier at Virginia Tech (Sep 26, 2009)
Punting Avg	47.5	Matt Boshier vs Florida A&M (Oct 10, 2009)
Long Punt	59	Matt Boshier vs Florida A&M (Oct 10, 2009)
Long Punt Return	61	Thearon Collier vs Florida A&M (Oct 10, 2009)
Long Kickoff Return	63	Graig Cooper at Florida State (Sep 07, 2009)
Tackles	13	Colin McCarthy at Virginia Tech (Sep 26, 2009)
Sacks	1.0	Marcus Robinson at Florida State (Sep 07, 2009)
		Allen Bailey at Florida State (Sep 07, 2009)
		Steven Wesley vs Georgia Tech (Sep 17, 2009)
		Brandon Harris vs Oklahoma (Oct 03, 2009)
		Marcus Robinson vs Oklahoma (Oct 03, 2009)
		Allen Bailey vs Oklahoma (Oct 03, 2009)
		Marcus Robinson vs Florida A&M (Oct 10, 2009)
		Allen Bailey vs Florida A&M (Oct 10, 2009)
		Eric Moncur vs Florida A&M (Oct 10, 2009)
Tackles For Loss	3.5	Joe Joseph vs Florida A&M (Oct 10, 2009)
Interceptions	1	Randy Phillips at Florida State (Sep 07, 2009)
		Brandon Harris vs Florida A&M (Oct 10, 2009)

TEAM GAME HIGHS




Rushes	39	vs Georgia Tech (Sep 17, 2009)
Yards Rushing	215	vs Florida A&M (Oct 10, 2009)
Yards Per Rush	5.7	vs Florida A&M (Oct 10, 2009)
TD Rushes	3	at Florida State (Sep 07, 2009)
		vs Florida A&M (Oct 10, 2009)
Pass attempts	34	at Florida State (Sep 07, 2009)
Pass completions	21	at Florida State (Sep 07, 2009)
Yards Passing	386	at Florida State (Sep 07, 2009)
Yards Per Pass	11.4	at Florida State (Sep 07, 2009)
TD Passes	3	vs Georgia Tech (Sep 17, 2009)
		vs Oklahoma (Oct 03, 2009)
Total Plays	65	vs Florida A&M (Oct 10, 2009)
Total Offense	476	at Florida State (Sep 07, 2009)
Yards Per Play	7.4	at Florida State (Sep 07, 2009)
Points	48	vs Florida A&M (Oct 10, 2009)
Sacks By	3	vs Oklahoma (Oct 03, 2009); vs Florida A&M (Oct 10, 2009)
First Downs	24	vs Florida A&M (Oct 10, 2009)
Penalties	12	vs Oklahoma (Oct 03, 2009)
Penalty Yards	115	vs Oklahoma (Oct 03, 2009)
Turnovers	2	at Florida State (Sep 07, 2009)
		at Virginia Tech (Sep 26, 2009)
		vs Oklahoma (Oct 03, 2009)
		vs Florida A&M (Oct 10, 2009)

OPPONENT INDIVIDUAL GAME HIGHS

Rushes	34	Williams, R, at Virginia Tech (Sep 26, 2009)
Yards Rushing	150	Williams, R, at Virginia Tech (Sep 26, 2009)
TD Rushes	2	Williams, R, at Virginia Tech (Sep 26, 2009)
Long Rush	48	Brown, Chris, vs Oklahoma (Oct 03, 2009)
Pass attempts	41	Ponder, C, at Florida State (Sep 07, 2009)
Pass completions	24	Ponder, C, at Florida State (Sep 07, 2009)
Yards Passing	294	Ponder, C, at Florida State (Sep 07, 2009)
TD Passes	2	Ponder, C, at Florida State (Sep 07, 2009)
Long Pass	56	Nesbitt, J., vs Georgia Tech (Sep 17, 2009)
Receptions	6	Thomas, D., vs Georgia Tech (Sep 17, 2009)
		Kenney, Cameron, vs Oklahoma (Oct 03, 2009)
Yards Receiving	133	Thomas, D., vs Georgia Tech (Sep 17, 2009)
TD Receptions	1	Easterling, T, at Florida State (Sep 07, 2009)
		Pirowski, C, at Florida State (Sep 07, 2009)
		Thomas, D., vs Georgia Tech (Sep 17, 2009)
		Boykin, J, at Virginia Tech (Sep 26, 2009)
		Kenney, Cameron, vs Oklahoma (Oct 03, 2009)
Long Reception	56	Thomas, D., vs Georgia Tech (Sep 17, 2009)
Field Goals	3	SCOTT, Trevor, vs Florida A&M (Oct 10, 2009)
Long Field Goal	52	Hopkins, D, at Florida State (Sep 07, 2009)
Punts	7	HOLDREN, Brandon, vs Florida A&M (Oct 10, 2009)
Punting Avg	50.4	Way, Tress, vs Oklahoma (Oct 03, 2009)
Long Punt	71	Way, Tress, vs Oklahoma (Oct 03, 2009)
Long Punt Return	51	Franks, Dominqu, vs Oklahoma (Oct 03, 2009)
Long Kickoff Return	51	Reid, G, at Florida State (Sep 07, 2009)
Tackles	12	GRAHAM, Alvis, vs Florida A&M (Oct 10, 2009)
Sacks	3.0	Beal, Jeremy, vs Oklahoma (Oct 03, 2009)
Tackles For Loss	3.0	Beal, Jeremy, vs Oklahoma (Oct 03, 2009)
Interceptions	1	Reid, G, at Florida State (Sep 07, 2009)
		White, M, at Florida State (Sep 07, 2009)
		Carmichael, R, at Virginia Tech (Sep 26, 2009)
		Jackson, Brian, vs Oklahoma (Oct 03, 2009)
		Franks, Dominqu, vs Oklahoma (Oct 03, 2009)
		HOLCOMB, Curtis, vs Florida A&M (Oct 10, 2009)
		WILSON, Fabian, vs Florida A&M (Oct 10, 2009)

OPPONENT TEAM GAME HIGHS

Rushes	55	at Virginia Tech (Sep 26, 2009)
Yards Rushing	272	at Virginia Tech (Sep 26, 2009)
Yards Per Rush	4.9	at Virginia Tech (Sep 26, 2009)
TD Rushes	2	at Virginia Tech (Sep 26, 2009)
Pass attempts	41	at Florida State (Sep 07, 2009)
Pass completions	24	at Florida State (Sep 07, 2009)
Yards Passing	294	at Florida State (Sep 07, 2009)
Yards Per Pass	10.9	at Virginia Tech (Sep 26, 2009)
TD Passes	2	at Florida State (Sep 07, 2009)
Total Plays	72	vs Oklahoma (Oct 03, 2009)
Total Offense	404	at Florida State (Sep 07, 2009)
Yards Per Play	5.8	at Virginia Tech (Sep 26, 2009)
Points	34	at Florida State (Sep 07, 2009)
Sacks By	4	vs Oklahoma (Oct 03, 2009)
First Downs	21	at Florida State (Sep 07, 2009)
		vs Oklahoma (Oct 03, 2009)
Penalties	8	vs Georgia Tech (Sep 17, 2009)
Penalty Yards	79	vs Oklahoma (Oct 03, 2009)
Turnovers	2	at Florida State (Sep 07, 2009)
Interceptions By	2	at Florida State (Sep 07, 2009)
		vs Oklahoma (Oct 03, 2009)
		vs Florida A&M (Oct 10, 2009)

MIAMI HURRICANES **FLORIDA STATE SEMINOLES**

38 **34**

MONDAY, SEPT. 7, 2009 - DOAK CAMPBELL STADIUM

Tallahassee, Fla. (AP) - Sophomore quarterback Jacory Harris threw for 386 yards - including a 40-yard pass over double coverage to Travis Benjamin, setting up Graig Cooper's 3-yard touchdown run with 1:53 left - and led the Hurricanes past No. 18 Florida State 38-34 in a wild, back-and-forth game on Labor Day night.

Florida State got to the Miami 2 with 14 seconds left. But Christian Ponder threw three straight incompletions, the last coming on a ball that Jarmon Fortson nearly caught in the end zone on the game's final play, and Miami escaped.

Harris completed 21 of 34 passes for two touchdowns and two interceptions. He got hurt on the second of those turnovers; Harris was drilled by blitzing cornerback Greg Reid and his throw on that play resulted in nothing more than a pop fly that Markus White ran back 31 yards for a 31-24 Florida State lead with 11:45 remaining.

Harris connected with Cooper for a 24-yard score to tie the game at 31, and after Florida State took the lead again on Dustin Hopkins' 45-yard field goal with 4:11 left, the 'Canes went back to work. They went 59 yards in six plays, Harris' perfect lob to Benjamin accounting for most of them, and Cooper plowed in for the go-ahead score.

Score by Quarters	1	2	3	4	Score
Miami (Fla.)	7	7	3	21	38
Florida State	7	3	13	11	34

SCORING SUMMARY:

Qtr	Time	Team	Scoring play	Conversion	Plays-Yds	TOP	UM	FSU
1st	12:02	UM	Travis Benjamin 39 yd pass from Jacory Harris (Matt Bosher kick)		6-66	2:58	7	0
	04:55	FS	Piurowski, C 10 yd pass from Ponder, C (Hopkins, D kick)		13-67	7:03	7	7
2nd	02:50	FS	Hopkins, D 52 yd field goal		9-64	4:28	7	10
	00:42	UM	Javaris James 6 yd run (Matt Bosher kick)		7-75	2:00	14	10
3rd	12:01	FS	Ponder, C 9 yd run (Hopkins, D kick failed)		6-46	2:51	14	16
	04:57	FS	Easterling, T 21 yd pass from Ponder, C (Hopkins, D kick)		7-82	3:05	14	23
	03:12	UM	Matt Bosher 18 yd field goal		5-28	1:34	17	23
4th	13:43	UM	Jacory Harris 1 yd run (Matt Bosher kick)		5-61	2:45	24	23
	11:45	FS	White, M 31 yd interception return (Goodman, R pass from Ponder, C)				24	31
	07:14	UM	Graig Cooper 24 yd pass from Jacory Harris (Matt Bosher kick)		10-73	4:19	31	31
	04:11	FS	Hopkins, D 45 yd field goal		7-43	3:00	31	34
	01:53	UM	Graig Cooper 3 yd run (Matt Bosher kick)		6-59	2:12	38	34

Attendance: 81077

TEAM STATISTICS




	UM	FSU
FIRST DOWNS	22	21
RUSHES-YARDS (NET)	30-90	30-110
PASSING YDS (NET)	386	294
Passes Att-Comp-Int	34-21-2	41-24-1
TOTAL OFFENSE PLAYS-YARDS	64-476	71-404
Fumble Returns-Yards	0-0	0-0
Punt Returns-Yards	3-7	0-0
Kickoff Returns-Yards	6-181	7-129
Interception Returns-Yards	1-0	2-31
Punts (Number-Avg)	4-41.2	4-39.5
Fumbles-Lost	0-0	1-1
Penalties-Yards	9-74	5-35
Possession Time	28:35	31:25
Third-Down Conversions	5 of 13	6 of 15
Fourth-Down Conversions	1 of 1	1 of 1
Red-Zone Scores-Chances	4-4	2-3
Sacks By: Number-Yards	2-17	1-8

INDIVIDUAL STATISTICS

RUSHING: Miami (Fla.)-Javaris James 11-36; Graig Cooper 7-31; Thearon, Collier 2-13; Lee Chambers 5-10; Travis Benjamin 1-5; TEAM 1-minus 2; Jacory Harris 3-minus 3. Florida State Jones, T 14-59; Ponder, C 8-28; Givens, L 1-13; Thomas, J 7-10.

PASSING: Miami (Fla.)-Jacory Harris 21-34-2-386. Florida State-Ponder, C 24-41-1-294.

RECEIVING: Miami (Fla.)-Travis Benjamin 4-128; Leonard Hankerson 4-72; Aldarius Johnson 3-48; Javaris James 3-35; Dedrick Epps 2-46; Thearon, Collier 2-28; Graig Cooper 2-24; Mike James 1-5. Florida State-Goodman, R 5-82; Reed, B 5-63; Fortson, J 3-53; Piurowski, C 3-33; Owens, R 3-31; Easterling, T 2-21; Thomas, J 2-7; Reliford, B 1-4.

MIAMI HURRICANES **GEORGIA TECH YELLOW JACKETS**

33 **17**

THURSDAY, SEPT. 17, 2009 - LAND SHARK STADIUM

Miami Gardens, Fla. (AP) - Miami quarterback Jacory Harris raised some eyebrows this week when he suggested the Hurricanes' offense couldn't be stopped. Georgia Tech did nothing to disprove that theory. Cool and in control throughout, Harris completed 20 of 25 passes for 270 yards and three touchdowns, and the 20th-ranked Hurricanes put an emphatic end to a four-game losing streak against No. 14 Georgia Tech with a 33-17 victory Thursday night.

Miami (2-0, 2-0 Atlantic Coast Conference) matched its best league start since 2004, outgained Georgia Tech 453-228 and set up a Coastal Division showdown at Virginia Tech on Sept. 26. Graig Cooper ran for 93 yards, Javaris James rushed for 72 more and a touchdown, and LaRon Byrd caught five passes for 83 yards and another score. Georgia Tech (2-1, 1-1) blew Miami out a year ago, dooming the Hurricanes' conference title hopes by rushing for 472 yards. This time, Miami handled the triple option with relative ease, holding the Yellow Jackets to 95 yards rushing -- nearly half of those on the game's first drive.

Harris led Miami to scores on its first three possessions, the Hurricanes led 24-3 early in the third quarter after James scored from 3 yards out to cap a 60-yard, six-play drive, and the Hurricanes sauntered off celebrating their most significant win in years.

The Yellow Jackets ran for 45 yards on that drive--and managed only 42 more the rest of the half. Meanwhile, Harris was the picture of cool, setting the tone for the Miami sideline.

He used seven receivers in the first half alone, the Hurricanes scored on their first three possessions and the big-play capability that Miami flashed against Florida State continued, with nine gains of at least 10 yards in the opening two quarters. A 35-yard pass to Leonard Hankerson was immediately followed by a 40-yard toss to Byrd for Miami's first touchdown. Dedrick Epps caught a 13-yarder for a 14-3 lead early in the second quarter, and Matt Bosher connected on a 34-yard field goal with 5:45 left in the half.

Score by Quarters	1	2	3	4	Score
Georgia Tech	3	0	7	7	17
Miami (Fla.)	7	10	16	0	33

SCORING SUMMARY:

Qtr	Time	Team	Scoring play	Conversion	Plays-Yds	TOP	GT	UM
1st	08:09	GT	Blair,S. 32 yd field goal		13-45	6:51	3	0
	06:30	UM	LaRon Byrd 40 yd pass from Jacory Harris (Matt Bosher kick)		4-75	1:39	3	7
2nd	13:33	UM	Dedrick Epps 13 yd pass from Jacory Harris (Matt Bosher kick)		13-71	5:54	3	14
	05:45	UM	Matt Bosher 34 yd field goal		8-61	3:29	3	17
3rd	11:50	UM	Javaris James 3 yd run (Matt Bosher kick)		6-60	3:10	3	24
	08:07	GT	Allen,A. 3 yd run (Blair,S. kick)		7-60	3:43	10	24
	03:08	UM	Jimmy Graham 14 yd pass from Jacory Harris (Matt Bosher kick)		9-52	4:59	10	31
	00:32	UM	TEAM safety				10	33
4th	08:37	GT	Thomas,D. 56 yd pass from Nesbitt,J. (Blair,S. kick)		4-80	2:17	17	33

Attendance: 45329

TEAM STATISTICS

	GT	UM
FIRST DOWNS	12	21
RUSHES-YARDS (NET)	39-95	39-184
PASSING YDS (NET)	133	270
Passes Att-Comp-Int	15-6-0	25-20-0
TOTAL OFFENSE PLAYS-YARDS	54-228	64-454
Fumble Returns-Yards	0-0	0-0
Punt Returns-Yards	0-0	1-14
Kickoff Returns-Yards	4-111	4-119
Interception Returns-Yards	0-0	0-0
Punts (Number-Avg)	3-45.7	1-41.0
Fumbles-Lost	3-0	0-0
Penalties-Yards	8-44	9-74
Possession Time	26:25	33:35
Third-Down Conversions	6 of 14	8 of 13
Fourth-Down Conversions	0 of 2	0 of 0
Red-Zone Scores-Chances	2-3	4-6
Sacks By: Number-Yards	0-0	2-8




INDIVIDUAL STATISTICS

RUSHING: Georgia Tech-Allen,A. 6-42; Nesbitt,J. 14-29; Jones,R. 6-18; Wright, M. 3-7; Dwyer,J. 5-7; Cox,L. 2-6; Lyons,P. 1-6; Peeples,E. 1-3; Team 1-minus 23.

Miami (Fla.)-Graig Cooper 17-93; Javaris James 14-72; Travis Benjamin 1-13; Lee Chambers 2-12; Jacory Harris 1-0; TEAM 4-minus 6.

PASSING: Georgia Tech-Nesbitt,J. 6-15-0-133. Miami (Fla.)-Jacory Harris 20-25-0-270.

RECEIVING: Georgia Tech-Thomas,D. 6-133. Miami (Fla.)-LaRon Byrd 5-83; Dedrick Epps 3-37; Graig Cooper 3-32; Travis Benjamin 3-29; Javaris James 2-12; Leonard Hankerson 1-35; Jimmy Graham 1-14; Tervaris Johnson 1-14; Patrick Hill 1-14.

MIAMI HURRICANES
7

VIRGINIA TECH HOKIES
31

SATURDAY, SEPT. 26, 2009 - LANE STADIUM

Blacksburg, Va. (AP) - No. 11 Virginia Tech harassed Hurricane quarterback Jacory Harris en route to a 31-7 defeat of No. 9 Miami in a downpour. Miami, ranked in the top 10 for the first since 2005, had a chance to take a commanding lead in the ACC's Coastal Division. Instead, Virginia Tech (3-1, 1-0 Atlantic Coast Conference), Miami's third consecutive ranked opponent, cooled off the Hurricanes. Ryan Williams' 2-yard run 5:14 into the game capped an 11-yard drive for Virginia Tech. Harris finished 9-for-25 for 150 yards and was sacked three times.

Virginia Tech also took the wraps off Tyrod Taylor, and he combined with Williams for most of the Hokies 272 rushing yards on the rain-soaked turf at sold-out Lane Stadium. Williams ran for 150 yards, and Taylor finished with 75. From the start, it looked like the Hokies' day as a steady and chilling rain fell. Helped by a blocked punt that was returned for a touchdown, several fortunate bounces and one big defensive stop, the Hokies led 21-0 by halftime and Miami never threatened.

The Hokies muffed one punt early in the first quarter and had another glance off a player's leg deep in their own territory, but recovered both. They also botched a snap on a punt of their own, giving Miami possession at the Tech 23, but a false start penalty, a rush for a loss of 2 and a sack for minus-9 forced the Hurricanes to punt it away.

Harris and the Hurricanes did drive 46 yards in five plays for a touchdown just 1:43 into the third quarter, pulling them within 21-7. After Miami forced the Hokies to punt, they drove to the Virginia Tech 30 with a chance to make the quieting crowd really nervous.

Instead, with the help of two drops by Jimmy Graham, Miami faced a fourth-and-13 from the 33, went for it and Harris' 9-yard completion to Dedrick Epps came up four yards short. The Hokies then drove for Matt Waldron's 22-yard field goal and it was 24-7.

Score by Quarters	1	2	3	4	Score
Miami (Fla.)	0	0	7	0	7
Virginia Tech	14	7	3	7	31

SCORING SUMMARY:

Qtr	Time	Team	Scoring play	Conversion	Plays-Yds	TOP	UM	VT
1st	09:46	VT	Williams, R 2 yd run	(Waldron, M kick)	3-11	1:11	0	7
	04:46	VT	Boykin, J 48 yd pass from Taylor, T	(Waldron, M kick)	7-89	3:30	0	14
2nd	04:39	VT	Reidy, M 1 yd blocked punt return	(Waldron, M kick)				0 21
3rd	13:17	UM	Javarris James 1 yd run	(Matt Bosher kick)	5-46	1:43	7	21
	03:49	VT	Waldron, M 22 yd field goal		10-70	4:47	7	24
4th	12:16	VT	Williams, R 1 yd run	(Waldron, M kick)	5-25	2:21	7	31

Attendance: 66233




TEAM STATISTICS	UM	VT
FIRST DOWNS	12	17
RUSHES-YARDS (NET)	34-59	55-272
PASSING YDS (NET)	150	98
Passes Att-Comp-Int	25-9-1	9-4-0
TOTAL OFFENSE PLAYS-YARDS	59-209	64-370
Fumble Returns-Yards	0-0	1-4
Punt Returns-Yards	2-9	3-18
Kickoff Returns-Yards	5-99	2-28
Interception Returns-Yards	0-0	1-28
Punts (Number-Avg)	7-35.6	5-40.2
Fumbles-Lost	3-1	2-1
Penalties-Yards	5-45	6-49
Possession Time	26:40	33:20
Third-Down Conversions	1 of 11	5 of 14
Fourth-Down Conversions	1 of 3	0 of 2
Red-Zone Scores-Chances	1-2	3-4
Sacks By: Number-Yards	0-0	3-28

INDIVIDUAL STATISTICS

RUSHING: Miami (Fla.)- Graig Cooper 11-55; Javarris James 14-35; Mike James 4-3; Thearon, Collier 1-minus 6; Jacory Harris 4-minus 28. **Virginia Tech** -Williams, R 34-150; Taylor, T 10-75; Oglesby, J 4-48; Roberts, D 2-12; Wilson, D 4-9; Team 1-minus 22.

PASSING: Miami (Fla.)-Jacory Harris 9-25-1-150. **Virginia Tech** -Taylor, T 4-9-0-98.

RECEIVING: Miami (Fla.)-LaRon Byrd 4-58; Leonard Hankerson 3-79; Dedrick Epps 2-13. **Virginia Tech** -Williams, R 2-40; Boykin, J 1-48; Boone, G 1-10.

MIAMI HURRICANES
21

OKLAHOMA SOONERS
20

SATURDAY, OCT. 3, 2009 - LAND SHARK STADIUM

Miami Gardens, Fla. (AP) - Once Jacory Harris settled down and Miami's defense got rolling, the Hurricanes found the right combination for their biggest win in years.

And for Sam Bradford-less Oklahoma, it was just another frustrating trip to South Florida. Harris survived a shaky start to throw three touchdown passes, Javarris James ran for a career-high 150 yards against the nation's top rush defense, and No. 17 Miami knocked off No. 8 Oklahoma 21-20 - in what will join some games from the 1980s as another Hurricanes-Sooners classic. With Oklahoma's reigning Heisman Trophy-winning quarterback watching from the sideline, still out with a right shoulder injury, Miami (3-1) scored 21 straight points to take control.

Oklahoma led 10-0 early, significant because for nearly seven years, that's been automatic doom for Sooners foes. Oklahoma had won 40 straight when scoring at least the game's first 10 points, dating to Nov. 9, 2002.

Not this time.

This one almost certainly ended any Sooners national title hopes, too. Landry Jones threw for 188 yards and DeMarco Murray and Chris Brown combined to rush for 151 more for Oklahoma (2-2).

Score by Quarters	1	2	3	4	Score
Oklahoma	7	3	7	3	20
Miami (Fla.)	0	7	14	0	21

SCORING SUMMARY:

Qtr	Time	Team	Scoring play	Conversion	Plays-Yds	TOP	OU	UM
1st	10:34	OU	Kennedy, Cameron 16 yd pass from Jones, Landry(Stevens, Jimmy kick)		8-84	2:27	7	0
2nd	11:39	OU	Stevens, Jimmy 21 yd field goal		11-95	5:04	10	0
	08:20	UM	Jimmy Graham 18 yd pass from Jacory Harris (Matt Bosher kick)		6-91	3:19	10	7
3rd	14:21	UM	Dedrick Epps 11 yd pass from Jacory Harris (Matt Bosher kick)		1-11	0:05	10	14
	06:54	UM	Travis Benjamin 38 yd pass from Jacory Harris (Matt Bosher kick)		8-73	3:40	10	21
	03:43	OU	Murray, DeMarco 2 yd run (Stevens, Jimmy kick)		9-81	3:11	17	21
4th	04:18	OU	Stevens, Jimmy 39 yd field goal		8-26	3:43	20	21

Attendance: 66233


TEAM STATISTICS	OU	UM
FIRST DOWNS	21	21
RUSHES-YARDS (NET)	42-153	32-140
PASSING YDS (NET)	188	202
Passes Att-Comp-Int	30-18-0	28-19-2
TOTAL OFFENSE PLAYS-YARDS	72-341	60-342
Fumble Returns-Yards	0-0	0-0
Punt Returns-Yards	1-51	2-3
Kickoff Returns-Yards	4-69	5-114
Interception Returns-Yards	2-12	0-0
Punts (Number-Avg)	5-50.4	5-45.8
Fumbles-Lost	2-1	1-0
Penalties-Yards	7-79	12-115
Possession Time	29:17	30:43
Third-Down Conversions	5 of 15	8 of 13
Fourth-Down Conversions	1 of 2	0 of 0
Red-Zone Scores-Chances	3-3	2-3
Sacks By: Number-Yards	4-32	3-17

INDIVIDUAL STATISTICS

RUSHING: Oklahoma-Murray, DeMarco 23-80; Brown, Chris 11-71; Madu, Mossis 3-17;Whitson, Carter 1-2; Jones, Landry 4-minus 17. **Miami (Fla.)**-Javarris James 15-150; Graig Cooper 8-21; Mike James 1-3; Travis Benjamin 1-1; TEAM 3-minus 5; Jacory Harris 4-minus 30.

PASSING: Oklahoma-Jones, Landry 18-30-0-188. **Miami (Fla.)**-Jacory Harris 19-28-2-202.


RECEIVING: Oklahoma-Kennedy, Cameron 6-72; Caleb, Brandon 4-26; Murray, DeMarco 2-21; Madu, Mossis 2-10; Broyles, Ryan 1-37; Tennell, Adron 1-9; Eldridge, Brody 1-9; Hanna, James 1-4. **Miami (Fla.)**-Aldarius Johnson 4-45; Travis Benjamin 3-61; Dedrick Epps 3-38; LaRon Byrd 2-12; Jimmy Graham 1-18; Tervaris Johnson 1-10; Mike James 1-7; Javarris James 1-4; Thearon, Collier 1-3; Graig Cooper 1-3; Leonard Hankerson 1-1.



**MIAMI
HURRICANES**

48

**GAME
5**



**FLORIDA A&M
RATTLERS**

16

SATURDAY, OCT. 10, 2009 - LAND SHARK STADIUM

Miami Gardens, Fla. (AP) - Already trailing the Miami Hurricanes by three touchdowns, Florida A&M tried lining up on defense with 13 players.

That didn't work either. The referee threw a flag and sent two Rattlers to the sideline, and four plays later the Hurricanes scored another touchdown en route to a 48-16 victory. Jacory Harris led No. 11 Miami to 31 points playing only the first half, and the Hurricanes (4-1) made the most of the mismatch facing an unranked team for the first time this season. Florida A&M (4-1) lost to Miami for the seventh time in a row.

Fourth-string Hurricanes halfback Damien Berry, a former safety, carried for the first time in his career and gained 162 yards in 14 attempts, including a 35-yard touchdown. Two long kick returns helped Miami take a 17-3 lead after 14 minutes, and Thearon Collier scored on a 61-yard punt runback in the second half. Harris went 16 for 24 for 217 yards, including touchdown passes of 5 and 7 yards. In the first half the Hurricanes totaled 303 yards and built a 31-3 lead, moving the ball so effectively an official had to stop the clock when the sideline chains broke. Harris was intercepted twice, once in the end zone, but Miami didn't punt until he was replaced by A.J. Highsmith. The true freshman made his college debut to start the second half and went 3 for 3 for 38 yards while directing two scoring drives. Six Hurricanes scored a touchdown apiece, and 12 caught at least one pass. Florida A&M's Curtis Pulley threw for 144 yards, ran for 81 and scored on a 26-yard run. Pulley completed a 27-yard pass to Adrian Smith on the first play from scrimmage, and the Rattlers moved 59 yards before settling for a field goal.

Score by Quarters	1	2	3	4	Score
Florida A&M	3	0	10	3	16
Miami (Fla.)	17	14	10	7	48

SCORING SUMMARY:

Qtr	Time	Team	Scoring play	Conversion	Plays-Yds	TOP	FAMU	UM
1st	10:16	FAMU	SCOTT,Trevor 32 yd field goal		9-59	4:44	3	0
	08:13	UM	Hankerson 5 yd pass from Jacory Harris	(Matt Boshier kick)	6-55	2:03	3	7
	05:34	UM	Matt Boshier 20 yd field goal		5-23	1:31	3	10
	01:19	UM	Jimmy Graham 7 yd pass from Jacory Harris	(Matt Boshier kick)	4-37	1:14	3	17
2nd	11:56	UM	Mike James 5 yd run	(Matt Boshier kick)	6-75	1:44	3	24
	06:03	UM	Lee Chambers 2 yd run	(Matt Boshier kick)	9-78	4:39	3	31
3rd	09:58	FAMU	SCOTT,Trevor 34 yd field goal		7-47	2:55	6	31
	05:12	UM	Thearon Collier 61 yd punt return	(Matt Boshier kick)			6	38
	03:40	FAMU	PULLEY,Curtis 26 yd run	(SCOTT,Trevor kick)	4-55	1:32	13	38
	01:23	UM	Matt Boshier 33 yd field goal		5-39	2:17	13	41
4th	10:33	FAMU	SCOTT,Trevor 21 yd field goal		12-66	5:50	16	41
	09:20	UM	Damien Berry 35 yd run	(Matt Boshier kick)	2-89	1:13	16	48

Attendance: 47859

TEAM STATISTICS	FAMU	UM
FIRST DOWNS	14	24
RUSHES-YARDS (NET)	35-118	38-215
PASSING YDS (NET)	144	255
Passes Att-Comp-Int	25-10-1	27-19-2
TOTAL OFFENSE PLAYS-YARDS	60-262	65-470
Fumble Returns-Yards	0-0	0-0
Punt Returns-Yards	1-15	7-114
Kickoff Returns-Yards	9-191	4-115
Interception Returns-Yards	2-54	1-0
Punts (Number-Avg)	7-36.6	2-47.5
Fumbles-Lost	1-0	1-0
Penalties-Yards	7-68	5-26
Possession Time	30:55	29:05
Third-Down Conversions	4 of 14	5 of 13
Fourth-Down Conversions	0 of 0	1 of 2
Red-Zone Scores-Chances	3-3	6-8
Sacks By: Number-Yards	2-9	3-20

INDIVIDUAL STATISTICS

RUSHING: Florida A&M-PULLEY,Curtis 17-81; SYLVESTER,Phili 12-24; HENRY,Demitric 4-12; BENSON,Mykel 1-1; ROCKER,Eddie 1-0. Miami (Fla.)-Damien Berry 14-162; Lee Chambers 16-38; Mike James 4-14; John Calhoun 1-6; Javarris James 1-4; A.J. Highsmith 1-minus 2; Jacory Harris 1-minus 7.

PASSING: Florida A&M-PULLEY,Curtis 10-25-1-144. Miami (Fla.)-Jacory Harris 16-24-2-217; A.J. Highsmith 3-3-0-38.

RECEIVING: Florida A&M-ELLIOTT,Kevin 3-57; SMITH,Adrian 3-55; HENRY,Demitric 2-31; PURCELL,Max 1-6; SYLVESTER,Phili 1-minus 5. Miami (Fla.)-Tommy Streater 3-55; Mike James 3-26; Leonard Hankerson 2-42; Aldarius Johnson 2-31; LaRon Byrd 2-20; Thearon Collier 1-28; Kendall Thompkins 1-18; Travis Benjamin 1-16; Jimmy Graham 1-7; Damien Berry 1-5; John Calhoun 1-4; Javarris James 1-3.

Miami (FL) (4 - 1 - 0)

Thru: 10/10/2009 - Week 6

SCHEDULE AND RESULTS

4-1-0 W-2

Atlantic Coast Conference Record: 2-1-0

Date	Location	Score	Result
Mon 09/07/2009	@ Florida St. *	38 - 34	W
Thu 09/17/2009	GEORGIA TECH *	33 - 17	W
Sat 09/26/2009	@ Virginia Tech	7 - 31	L
Sat 10/03/2009	OKLAHOMA	21 - 20	W
Sat 10/10/2009	FLORIDA A&M	48 - 16	W
Sat 10/17/2009	@ UCF *		
Sat 10/24/2009	CLEMSON		
Sat 10/31/2009	@ Wake Forest		
Sat 11/07/2009	VIRGINIA		
Sat 11/14/2009	@ North Carolina		
Sat 11/21/2009	DUKE		
Sat 11/28/2009	@ South Fla.		

HOME GAME IN CAPS * Night Game ^ Neutral Site
OT Overtime Game

TEAM RANKINGS

120 teams ranked in Football Bowl Subdivision
12 teams ranked in the Atlantic Coast Conference

Category	National Rank	Actual	National Leader	Actual	Conf Rank	Atlantic Coast Conference Leader	Actual
Rushing Offense	70	137.60	Nevada	288.80	4	Georgia Tech	277.00
Passing Offense	32	252.60	Houston	443.60	5	Duke	314.50
Total Offense	51	390.20	Houston	569.20	5	Georgia Tech	426.67
Scoring Offense	49	29.40	Texas	47.20	6	Virginia Tech	34.17
Rushing Defense	78	149.60	Texas	46.20	9	North Carolina St.	62.83
Pass Efficiency Defense	50	122.11	Florida	78.32	5	North Carolina	87.55
Total Defense	39	321.00	Florida	202.60	7	North Carolina	237.67
Scoring Defense	56	23.60	Florida	6.40	8	North Carolina	14.17
Net Punting	80	34.47	Georgia	44.00	10	Virginia Tech	38.43
Punt Returns	72	8.20	Georgia Tech	26.71	9	Georgia Tech	26.71
Kickoff Returns	18	26.17	Texas	34.64	2	Clemson	27.81
Turnover Margin	93	-.60	Air Force	2.67	11	Georgia Tech	.83
Pass Defense	22	171.40	Florida	115.20	4	North Carolina	125.17
Passing Efficiency	16	153.29	Notre Dame	172.51	4	Georgia Tech	169.24
Sacks	T-50	2.00	Southern California	4.20	5	North Carolina St.	3.00
Tackles For Loss	13	7.80	Cincinnati	10.00	2	North Carolina	9.33
Sacks Allowed	T-69	2.00	Iowa St.	.33	4	Georgia Tech	.67

T=tied at this ranking

PLAYER RANKINGS

Player must have played in 75% of team's games
Summary of the top 100 national leaders and top 25 conference leaders
15 categories ranked

Category	Player	National Rank	Actual	National Leader	Actual	Conf Rank	Atlantic Coast Conference Leader	Actual
Rushing	Javarris James	T-88	59.40	Mathews (Fresno St.)	148.20	T-7	Williams (Virginia Tech)	122.33
	Graig Cooper		50.00			11		
	Damien Berry		32.40			20		
Passing Efficiency (Min. 15 Att./Game)	Jacory Harris	17	152.13	Clausen (Notre Dame)	179.25	4	Skinner (Wake Forest)	163.05
Total Offense	Jacory Harris	47	231.40	Keenum (Houston)	438.80	6	Ponder (Florida St.)	317.33
	Javarris James		59.40			T-19		
	Graig Cooper		50.00			22		
Receptions Per Game				Barnes (Bowling Green)	12.50		Williams (Wake Forest)	5.33
Receiving Yards Per Game	Travis Benjamin		46.80	Salas (Hawaii)	136.00	17	Thomas (Georgia Tech)	103.33
	Leonard Hankerson		45.80			19		
Interceptions	Brandon Harris		.20	Moore (UCLA)	1.00	T-14	McDaniel (Clemson)	.80
Punting (Min. 3.6 Punts/Game)	Matt Boshier	23	43.28	Butler (Georgia)	49.79	2	Bowden (Virginia Tech)	45.37
Punt Returns (Min. 1.2 Ret./Game)	Travis Benjamin	46	7.50	Sanders (SMU)	26.00	8	Ford (Clemson)	15.00
Kickoff Returns (Min. 1.2 Ret./Game)	Graig Cooper	14	28.57	Monroe (Texas)	51.50	3	Roberts (Virginia Tech)	39.88
Field Goals	Matt Boshier	T-89	.80	Jackson (Clemson)	2.80	11	Jackson (Clemson)	2.80
Scoring	Matt Boshier		6.20	Dobbs (Navy)	14.00	8	Jackson (Clemson)	10.40
All-Purpose Runners	Graig Cooper	14	165.00	Smith (Maryland)	236.67	3	Smith (Maryland)	236.67
	Javarris James		70.20			25		
Sacks	Marcus Robinson	T-58	.60	Miller (Texas A&M)	1.80	T-5	Quinn (North Carolina)	1.17
	Allen Bailey	T-58	.60			T-5		
Tackles	Colin McCarthy		7.40	Messina (New Mexico)	13.33	T-6	Wujciak (Maryland)	10.50
Tackles For Loss	Steven Wesley	T-92	1.00	Schofield (Wisconsin)	2.42	T-8	Quinn (North Carolina)	1.83
	Joe Joseph	T-92	1.00			T-8		
	Marcus Robinson		.90			T-16		

T=tied at this ranking