



**UNIVERSITY OF MIAMI  
ATHLETIC MEDIA RELATIONS**

**DEPARTMENT of INTERCOLLEGIATE ATHLETICS**

**CORAL GABLES, FLORIDA 33146 • TELEPHONE (305) 284-3249 • FAX (305) 284-2807**

**ASST. SID/VOLLEYBALL CONTACT: Bryan J. Harvey • EMAIL: bharvey@miami.edu**

**2008 Schedule/Results**

**Overall: 19-4**

**ACC: 7-4**

*Century Tel Premier - San Marcos, Texas*

Aug. 29	vs. Sacramento State	W, 3-0
	at Texas State	W, 3-1
Aug. 30	vs. Texas-Pan Am	W, 3-0
	vs. Louisiana-Monroe	W, 3-0

*Hurricane Invitational - Coral Gables, Fla.*

Sept. 4	South Dakota State	W, 3-0
Sept. 6	Alabama	W, 3-1
	Virginia Commonwealth	W, 3-0

*Asics/Coca-Cola Invitational- San Francisco, Calif.*

Sept. 12	vs. Villanova	W, 3-1
Sept. 13	vs. Sacramento State	W, 3-0
	at San Francisco	W, 3-2

Sept. 19 Florida State\* W, 3-1

Sept. 20 at Florida Atlantic W, 3-0

Sept. 25 at Duke\* W, 3-1

Sept. 26 at Wake Forest\* L, 0-3

Oct. 3 at Clemson\* L, 0-3

Oct. 4 at Georgia Tech\* W, 3-1

Oct. 7 Florida Atlantic W, 3-0

Oct. 10 Boston College\* W, 3-0

Oct. 12 Maryland\* W, 3-1

Oct. 17 N.C. State\* W, 3-0

Oct. 18 North Carolina\* W, 3-1

Oct. 24 at Virginia\* L, 2-3

Oct. 25 at Virginia Tech\* L, 1-3

**Oct. 31 Duke\* 7 p.m.**

**Nov. 2 Wake Forest\* 1 p.m.**

Nov. 7 at Maryland\* 7 p.m.

Nov. 9 at Boston College\* Noon

**Nov. 14 Georgia Tech\* 7 p.m.**

**Nov. 16 Clemson\* 1 p.m.**

Nov. 20 at North Carolina\* 5 p.m.

Nov. 21 at N.C. State\* 7 p.m.

Nov. 26 at Florida State\* 2 p.m.

*NCAA Championships*

Dec. 4-6 NCAA First/Second Round TBD

Dec. 12-14 NCAA Regional TBD

Dec. 18 NCAA Semifinal TBD

Dec. 20 NCAA Final TBD

\* - Atlantic Coast Conference match

All times are Eastern Standard Time (EST)

**BOLD** indicates home matches

Ranking according to AVCA/CBS poll at time of match

**For Release: Oct. 31, 2008**

**Hurricanes Host Haunted Weekend of Volleyball with Duke and Wake Forest Visiting Coral Gables**



**UPCOMING MATCHES**

Oct. 31 Duke 7 p.m.



Nov. 2 Wake Forest 1 p.m.

Nov. 7 at Maryland 7 p.m.



Live stats for this weekend's matches will be provided through Gametracker at ... [www.hurricanesports.com](http://www.hurricanesports.com).

**All UM results of matches on Hurricanesports.com**

**Miami Probable Starters**

No.	Name	Yr.	Pos.	Ht.	kps	pct.	dps	bps	pps
2	Lane Carico	Fr.	OH	5-11	3.22	.210	3.55	0.40	3.72
8	Angelica Ellis	Sr.	MB	6-0	2.04	.335	0.59	0.93	2.86
9	Katie Gallagher	So.	S	5-11	1.16	.297	2.40	0.43	1.75
11	Genny Mayhew	Jr.	OH	5-11	3.10	.205	2.47	0.46	3.53
32	Lici McGee	R-So.	MB	6-3	1.71	.278	0.35	1.18	2.46
36	Cassie Loessberg	Jr.	LIB	5-7	0.01	-.111	4.85	0.00	0.29
77	Ashley Woods	R-Sr.	RS	6-2	1.90	.292	0.49	0.72	2.32

**2008 UNIVERSITY OF MIAMI HURRICANES ROSTER**

#	Name	Pos.	Ht.	Cl.	Hometown/Previous School
2	Lane Carico	OH	5-11	Fr.	Manhattan Beach, Calif./Mira Costa HS
3	Tatiana Alvarez	DS	5-1	So.	Miami, Fla./Florida Christian School
4	Ariell Cooke	MB	6-0	So.	Oakland, Calif./Bishop O'Dowd HS
6	Maria Andersson	OH	5-10	So.	Angelholm, Sweden/Allebergsgymnasiet
7	Bridget Bomhack	OH/S	6-0	Sr.	Waukesha, Wis./Catholic Memorial HS
8	Angelica Ellis	MB	6-0	Sr.	Houston, Texas/Alief Taylor HS
9	Katie Gallagher	S	5-11	So.	Winter Park, Fla./Lake Highland HS
11	Genny Mayhew	OH	5-11	Jr.	Clovis, Calif./Clovis HS
16	Griffin Udelson	DS	5-7	Jr.	Attleboro, Mass./Bishop Feehan HS
17	Christine Williamson	OH	5-11	R-Fr.	Tampa, Fla./Plant HS
21	Ali Becker	MB	6-1	Fr.	Katy, Texas/Cinco Ranch HS
32	Lici McGee	MB	6-3	R-So.	Warr Acres, Okla./Putnam City Original HS
36	Cassie Loessberg	LIB	5-7	Jr.	Sacramento, Calif./St. Francis HS
77	Ashley Woods	RS	6-2	R-Sr.	Round Rock, Texas/Stony Point HS

**Head Coach** – Nicole Lantagne Welch (Maryland, 1994), Eighth Season

**Asst. Coach** – Felix Hou (Shanghai Physical Education Institute, 1986), First Season

**Asst. Coach** – Laura Kuhn (Georgia Tech, 2005), First Season

**Student Manager** – Kelley Schoonover

**Trainer** - Kelly Donahue

**Follow the Hurricanes at  
[www.hurricanesports.com](http://www.hurricanesports.com)**

**THE FACTS...**

For the first time all season, the University of Miami faces a tough task of trying to climb back atop the ACC standings. The Hurricanes dropped back-to-back matches last weekend in one road swing for the first time all season. They are now tied for fourth place in the league, sitting one match back with a log jam atop the standings, as well as in the fourth place position.

Miami is tied with Georgia Tech and North Carolina, respectively, in fourth place while holding a light head-to-head advantage over both schools.

The 'Canes come into this weekend looking to bounce back, but it will have to come against Duke (17-6, 8-3 ACC) and Wake Forest (15-8, 6-5 ACC). The 'Canes fell to Wake Forest, 0-3, back on Sept. 26, but did come away with just their first-ever win at Duke, 3-1, on Sept. 25. The loss to Wake Forest on the road, curbed UM's winning streak at 15 matches dating back to the end of the 2007 campaign.

Miami enters the weekend looking for just their third-ever win over Duke, and their sixth over Wake Forest. The 'Canes are ranked third in the league in kills (1,111) and atop the league in service aces (140). They are also third in digs (1,355).

The 'Canes had a chance to secure the top spot at the midway point of the ACC campaign last weekend for the first time since joining the league back in 2004. However, that was halted by Virginia and Virginia Tech. The 'Canes had a 2-0 lead against the Cavaliers, only to drop the final three sets. They were bounced 3-1 against Virginia Tech a night later in Blacksburg.

UM is only one game out of first place, but the back end of the schedule looks promising as all of UM's losses in the first half of the season came away from the Knight Sports Complex. They return those teams to Coral Gables on the back end, beginning with two touch matches this weekend with a meeting from teams with a combined 32-14 record (14-8 ACC).

UM has no injuries to report, other than Griffin Udelson (Jr., DS) who has been sitting out all year taking a medical redshirt.

**ON DUKE...**

Duke may be a team with three ACC losses, but they are a team that's also won four ACC matches in a row. They are coming off a stretch where they shutout Boston College and Maryland at home. Jourdan Norman is among the top 10 players in hitting percentage in the league, and teammate Rachael Moss is in the top five for kills. Mix the fact that Kellie Catanach is fourth in assists, and the Blue Devils are starting to peak at just the right time for a run at the ACC title. The Blue Devils are tied for first place with Clemson and Virginia Tech, but they do hold a lead over Virginia Tech with a head-to-head win, but not against Clemson.

Duke has Becci Burling (231) and Rachael Moss (299) leading the way in kills, with Jourdan Norman (196) just behind them that would give the Blue Devils a league second-best three players with 200-plus kills on the campaign. Clemson has three players with 200-or more kills already. The defense for Duke is sparked by Claire Smalzer with 387 digs, placing her sixth in the conference for that category.

**ON WAKE FOREST..**

The Demon Deacons of Wake Forest are an exceptionally talented group that proved just that a month ago in Winston-Salem, stopping the Hurricanes 13-0 record, and ending a 15-match win streak for Miami. Wake Forest is tied for seventh place in the league at 6-5 in the ACC, while sitting beside Florida State in the league-standings. Wake did win their last two matches against Maryland and Boston College, respectively.

**Atlantic Coast Conference**

**2008 ACC STANDINGS**

<u>School</u>	<u>ACC</u>	<u>Overall</u>
Virginia Tech	8-3	17-5
Duke	8-3	17-6
Clemson	8-3	16-6
Miami	7-4	19-4
Georgia Tech	7-4	15-6
North Carolina	7-4	13-9
Florida State	6-5	14-7
Wake Forest	6-5	15-8
Virginia	5-6	13-10
North Carolina State	3-8	9-17
Maryland	1-10	5-18
Boston College	0-11	6-17

**UPCOMING ACC SCHEDULE**

**Friday, Oct. 31**

Virginia at Clemson.....	7:00 p.m.
Duke at Miami.....	7:00 p.m.
Wake Forest at Florida State .....	7:00 p.m.
Virginia Tech at Georgia Tech.....	7:00 p.m.
NC State at Maryland .....	7:00 p.m.
North Carolina at Boston College.....	8:00 p.m.

**Saturday, Nov. 1**

Virginia Tech at Clemson .....	6:00 p.m.
Virginia at Georgia Tech .....	7:00 p.m.

**Sunday, Nov. 2**

Duke at Florida State .....	1:00 p.m.
North Carolina at Maryland.....	1:00 p.m.
Wake Forest at Miami.....	1:00 p.m.

**Friday, Nov. 7**

Clemson at Duke .....	7:00 p.m.
Georgia Tech at Wake Forest.....	7:00 p.m.
Miami at Maryland .....	7:00 p.m.
NC State at Virginia Tech .....	7:00 p.m.
North Carolina at Virginia .....	7:00 p.m.
Florida State at Boston College .....	8:00 p.m.

**Saturday, Nov. 8**

Florida State at Maryland .....	7:00 p.m.
NC State at Virginia .....	7:00 p.m.
North Carolina at Virginia Tech.....	7:00 p.m.
Clemson at Wake Forest .....	TBA
Georgia Tech at Duke.....	TBA

**Sunday, Nov. 9**

Miami at Boston College.....	12:00 p.m.
------------------------------	------------

## Head Coach ... Nicole Lantagne Welch



Nicole Lantagne Welch enters her eighth season at the helm of the University of Miami women's volleyball program. Under her guidance since 2001, the team has posted winning records in five of the last seven seasons, including a second-place finish in the team's first year in ACC play in 2004.

In the 2006 season-opener, Lantagne Welch recorded her 100th career win with a 3-2 victory over Alabama. In 2007, UM finished 14-17 overall and 8-14 in ACC play, pushing Lantagne Welch's career

record to 125-81 overall in seven seasons as a head coach, all at Miami.

Her career at UM is highlighted by two consecutive seasons with at least 20 wins (2003 & 2004) and a trip to the Sweet 16 in the Hurricanes' first-ever appearance at the NCAA Tournament in 2002. In her seven seasons at the helm, the Hurricanes have averaged 17.8 wins per season.

Lantagne Welch played at the University of Maryland from 1990-1993. As a four-year starting setter, she guided the Terrapins to their first-ever Atlantic Coast Conference Championship and an automatic berth to the NCAA Tournament in 1990. As a top collegiate setter, Lantagne Welch garnered first-team All-Atlantic Coast Conference honors in 1992 and 1993, and earned second-team honors in 1991. She was also named AVCA National Player of the Week (Oct. 12, 1993) following an upset victory over Florida State.

As team captain her final two seasons, Lantagne Welch finished her outstanding collegiate career as Maryland's all-time assists, digs and matches played leader. Throughout her career at Maryland, Lantagne Welch accumulated various academic honors including ACC Honor Roll and district academic All-America as a senior. She graduated in 1994 with a Bachelor of Science degree in Business Marketing. For her accomplishments as a student-athlete, Lantagne Welch was named to the Atlantic Coast Conference 50th Anniversary Volleyball Team along with five other Terrapins from teams of the 1990s.

Lantagne Welch began her coaching career in 1994 as an assistant coach on the Maryland staff before becoming a graduate assistant coach at Ohio University in 1995. At Ohio, she developed training sessions for setters and assisted in the scouting of opponents and in the development of game plans.

Lantagne Welch arrived at Miami after serving as an assistant coach at Texas A&M. During her three seasons there, the Aggies finished ranked in the top 20 and qualified for the NCAA Tournament each season (1997-99). In 1999, Texas A&M advanced to the elite eight of the NCAA Tournament, compiling a 28-6 record and a No. 9 final ranking.

Under Lantagne Welch's training, Aggie setter Jenna Moscovic was named the 1999 Big 12 Conference Freshman of the Year and named to the All-American Freshman Team by Volleyball Magazine. As a sophomore, Moscovic was selected to the 2000 All-Big 12 Team and All-District 5 Team. Lantagne Welch also played a major role in bringing the Aggies back-to-back Top 10 recruiting classes. The 1999 class was ranked in the Top 10 by Student Sports Magazine and the 1998 class was ranked sixth by Volleyball Magazine.

In 2002, she married Wesley Paul Welch of Denver City, Texas, in her hometown of Encinitas, Calif. On Dec. 7th, 2004, the couple celebrated the birth of their daughter, Riley Jaye and on April 8, 2007, son Ayden Fletcher was born. Lantagne Welch and her family reside in Miami.

## HURRICANES RECORD VS. CONFERENCES

Atlantic Coast .....	7-4
Big East .....	1-0
Big Sky .....	1-0
Colonial Athletic Association.....	1-0
Great West .....	2-0
Southeastern .....	1-0
Southland .....	1-0
The Summit League .....	1-0
Sun Belt .....	3-0
West Coast.....	1-0

## CBS Sports/AVCA Division I Top 25 Poll

#	School	Record	Previous
1.	Penn State (60)	22-0	1
2.	Nebraska	20-0	2
3.	Texas	16-2	3
4.	California	18-2	4
5.	Stanford	17-3	5
6.	Washington	16-3	6
7.	Oregon	17-4	7
8.	Hawaii	17-3	9
9.	UCLA	14-6	10
10.	Wichita State	22-0	12
11.	Florida	17-2	8
12.	Southern California	11-7	14
13.	Minnesota	18-4	11
14.	Colorado State	18-2	16
15.	San Diego	16-3	17
16.	Kansas State	18-4	13
17.	Illinois	15-5	19
18.	Michigan	18-4	20
19.	Pepperdine	16-3	15
20.	Purdue	17-5	18
21.	Kentucky	20-3	22
22.	San Francisco	18-4	NR
23.	Saint Louis	19-4	25
24.	Santa Clara	13-6	23
25.	Wisconsin	14-8	21

## UM Muscle Milk Player of the Week

<u>Student-Athlete</u>	<u>Sport</u>	<u>Date</u>
Vikki Alonzo	Soccer	Oct. 27
Jacory Harris	Football	Oct. 20
JC Whitner	Men's Tennis	Oct. 13
Travis Benjamin	Football	Oct. 6
Bianca Eichkorn	Women's Tennis	Sept. 29
Graig Cooper	Football	Sept. 22
Katie Gallagher	Volleyball	Sept. 15
Vikki Alonzo	Soccer	Sept. 8

**ACC PLAYER OF THE WEEK**

**September**

- 1 - Alison Campbell (Fr., OH), Georgia Tech
- 9 - Rachael Moss (Sr., OH), Duke
- 15 - Brianna Barry (Jr., MB), Florida State  
Kelsey Jones (So., S), Wake Forest
- 22 - Lane Carico (Fr., OH), Miami
- 29 - Aiwane Iboaya (Sr., MB), N.C. State

**October**

- 6 - Lauren Dickson (Jr., OH), Virginia
- 13 - Danielle Hepburn (Sr., MB), Clemson
- 20 - Lane Carico (Fr., OH), Miami
- 27 - Stephanie Neville (So., OH), Florida State



**boston college EAGLES**



**clemson university TIGERS**



**duke university BLUE DEVILS**



**florida state university SEMINOLES**



**georgia tech YELLOW JACKETS**



**university of maryland TERRAPINS**



**university of miami HURRICANES**



**university of north carolina TAR HEELS**



**north carolina state university WOLFPACK**



**university of virginia CAVALIERS**



**virginia tech HOKIES**



**wake forest university DEMON DEACONS**



**Miami's Record When...**

When Playing at Home .....	9-0
When Playing on the Road .....	5-4
On a Neutral Floor .....	5-0
In night matches .....	12-4
In day matches .....	7-0
In Tournament Play.....	10-0
In the Atlantic Coast Conference.....	7-4
ACC Home Record.....	5-0
ACC Away Record .....	2-4
ACC Night Record .....	6-4
ACC Day Record .....	1-0
vs. CBS Sports/AVCA Top 25 .....	0-0
vs. Top 25 at Home.....	0-0
vs. Top 25 on the Road .....	0-0
When Recording Less than 40 Kills .....	3-1
When Recording 40-49 Kills .....	7-2
When Recording 50-59 Kills .....	5-0
When Recording 60-69 Kills .....	4-1
When Recording 70-79 Kills .....	0-0
When Recording More than 80 Kills.....	0-0
When Recording 1-3 Aces.....	1-3
When Recording 4-6 Aces.....	7-1
When Recording 7-9 Aces.....	9-0
When Recording 10 or more Aces .....	2-0
When Recording 0-5 Blocks .....	4-1
When Recording 6-10 Blocks .....	11-2
When Recording 11-15 Blocks .....	3-1
When Recording 16-20 Blocks .....	1-0
When Recording 21-25 Blocks .....	0-0
When Recording More than 25 Blocks.....	0-0
When Recording Less than 30 Digs.....	0-0
When Recording 31-50 Digs .....	8-0
When Recording 51-70 Digs .....	8-3
When Recording 71-90 Digs .....	2-0
When Recording 91-110 Digs .....	1-1
When Recording More than 110 Digs .....	0-0
When No Hurricanes Reach 10+ Kills .....	3-0
When One 'Cane Reaches 10+ Kills .....	4-3
When Multiple 'Canes Reach 10+ Kills .....	12-1
When No Opponents Reach 10+ Kills .....	7-0
When One Opponent Reaches 10+ Kills.....	3-1
When Multiple Opponents Reach 10+ Kills .....	9-3
When No Hurricanes Reach 10+ Digs.....	1-0
When One 'Cane Reaches 10+ Digs.....	4-1
When Multiple 'Canes Reach 10+ Digs .....	14-3
When No Opponents Reach 10+ Digs.....	4-0
When One Opponent Reaches 10+ Digs .....	4-1
When Multiple Opponents Reach 10+ Digs.....	11-3
When Miami has more Total Attempts .....	5-2
When Opponent has more Total Attempts .....	13-1
When Total Attempts are tied .....	1-1
When Miami has more Assists .....	15-1
When Opponent has more Assists .....	2-3
When Assists are Tied .....	2-0
When wearing White Jerseys .....	7-0
When wearing Orange Jerseys.....	6-2
When wearing Green Jerseys.....	6-2

**INDIVIDUAL MARKS**

**MIAMI DOUBLE-DOUBLES**

**Lane Carico (11)**

- 8/29 at Texas State (15 kills, 11 digs)
- 9/6 vs. Alabama (10 kills, 16 digs)
- 9/13 at San Francisco (10 kills, 19 digs)
- 9/19 vs. Florida State (16 kills, 13 digs)
- 9/20 at Florida Atlantic (12 kills, 13 digs)
- 9/25 at Duke (21 kills, 12 digs)
- 9/26 at Wake Forest (13 kills, 12 digs)
- 10/4 at Georgia Tech (13 kills, 15 digs)
- 10/12 vs. Maryland (17 kills, 17 digs)
- 10/18 vs. North Carolina (18 kills, 21 digs)
- 10/24 at Virginia (20 kills, 27 digs)

**Genny Mayhew (9)**

- 8/29 vs. Sacramento State (10 kills, 14 digs)
- 8/29 at Texas State (15 kills, 13 digs)
- 9/4 vs. South Dakota State (13 kills, 12 digs)
- 9/19 vs. Florida State (13 kills, 13 digs)
- 9/25 at Duke (18 kills, 13 digs)
- 10/4 at Georgia Tech (20 kills, 13 digs)
- 10/12 vs. Maryland (10 kills, 14 digs)
- 10/18 vs. North Carolina (14 kills, 14 digs)
- 10/24 at Virginia (10 kills, 17 digs)

**Katie Gallagher (8)**

- 9/6 vs. Alabama (40 assists, 12 digs)
- 9/19 vs. Florida State (39 assists, 11 digs)
- 9/25 at Duke (52 assists, 10 digs)
- 9/26 at Wake Forest (24 assists, 11 digs)
- 10/4 at Georgia Tech (48 assists, 13 digs)
- 10/18 vs. North Carolina (43 assists, 16 digs)
- 10/24 at Virginia (51 assists, 23 digs)
- 10/25 at Virginia Tech (38 assists, 12 digs)

**Lici McGee (1)**

- 9/19 vs. Florida State (10 kills, 11 blocks)

**HURRICANES VB MEDIA POLICY****KNIGHT SPORTS COMPLEX**

Press row for University of Miami volleyball matches is located on the north side of the court at the James L. Knight Sports Complex, across from the team benches. The media entrance to the arena is from the southwest corner of the Complex, and the southwest entrance is also used for Will Call pick-up of credentials. Parking is located in either the lot for Mark Light Field, or Cobb Stadium directly adjacent to the Knight Sports Complex.

**MEDIA & PHOTO PASSES**

Credentials for Hurricanes home matches are issued for working media only and must be requested through the sports media relations office at least 24 hours prior to the selected home event you wish to attend. Credentials are issued on a match-by-match basis and a formal request must be issued to the Miami Sports Media Relations Office. Only photographers on assignment from an accredited media agency will be issued credentials. Photographers are required to abide by the guidelines set forth by the NCAA on shooting limitations from the sidelines. Those not complying with the guidelines may be removed.

**MEDIA SERVICES**

Pregame media supplements including notes, statistics, media guides and gameday programs will be available prior to the start of the first set. Between-game and final statistics, plus a running play-by-play and post game notes will be provided. Final statistics will be emailed and/or faxed via Miami's broadcast system following the conclusion of the match. In-game questions or concerns can be addressed on press row by Assistant Sports Information Director Bryan J. Harvey.

**WEBSITES**

As a general rule, fan-based web sites containing at least one or more of the following: chat rooms, message boards, recruiting information, scouting reports and links to news sites, as well as other fan-based features shall not be issued credentials to Miami volleyball matches. Local and national organizations that maintain a news-based Web site in connection with their regular newspaper or magazine, as well as radio or television broadcast, shall be issued credentials on a match-by-match basis. Live, real-time updates will not be permitted. Fan-based web sites wishing to discuss coverage and credential options should contact the Miami Sports Media Relations office at (305) 284-3244.

**INTERVIEWS**

Following home games, Miami head coach Nicole Lantagne Welch will return to the court to handle any media questions, and players will also be available after a brief cooling-off period following the match's conclusion. Miami's locker will be closed at all times.

**TELEPHONES**

Telephone lines at the Knight Sports Complex are limited to home radio and the visiting teams' "official" sports administrator/Media relations contact. All media wishing to file stories should contact Bryan J. Harvey prior to the conclusion of the game in order to make arrangements to be escorted back to the Sports Media Relations Office in order to work in a work-friendly environment. Any and all questions will be addressed in this designated area.

Wake Forest is sparked by Natalie Mullikin (272 kills) and Kristen White (206 kills) on the year. Libero Megan Thornberry leads the defense with 374 digs, and setter Kelsey Jones sets up the offense with a league third-best mark of 888 assists. Mullikin is ninth in the league in hitting percentage (.332) while sitting in fifth place for kills. Thornberry is fourth for her dig performance.

**ON THE NET...**

All Miami home matches this year will feature live stats through Gametracker on [www.hurricanesports.com](http://www.hurricanesports.com). A select number of them will feature radio broadcast through WVUM...the official student radio station for the University of Miami. That is also followed by a pair of matches on ACC Select sponsored through the Atlantic Coast Conference. The matches to be shown on ACC Select include home stands against Duke (Oct. 31) and a match at home against Clemson (Nov. 16).

**MIAMI VS. DUKE SERIES...**

Miami trails the all-time series with the Blue Devils by a count of 7-2. However, the Miami Hurricanes did enjoy a 3-1 win over the Blue Devils earlier this year, earning their first win over Duke in Durham, N.C. The other win came back on Nov. 6, 2002 in the First Round of the NCAA Tournament in Madison, Wisconsin. The Hurricanes took the match, 3-0 (30-25, 30-18, 30-20) en route to their only Sweet 16 appearance in school history. Prior to this year, Duke had won the previous five meetings consecutively, including two in Durham.

**MIAMI VS. WAKE FOREST SERIES...**

The Hurricanes lead the all-time series, 5-3 against Wake Forest, but the upstart Demon Deacons shocked the Hurricanes last month in Winston-Salem, N.C. They picked up a 3-0 sweep of the 'Canes, stopping UM's 13-0 record. The 'Canes have taken four of the last six matches. But Wake Forest outscored the Orange and Green last year in Coral Gables, 3-0.

**DIG FOR THE CURE...**

Head coach Nicole Lantagne Welch and the Hurricanes will show their support of breast cancer awareness this month while participating in the Dig for the Cure program benefitting Susan G. Komen for the Cure.

When the Hurricanes host Wake Forest on Sunday, the 'Canes will be one of over 200 programs across the nation participating in the annual event in their support of breast cancer awareness.

In previous years, teams across America in all divisions of the sport have donned pink jerseys and played with pink collegiate volleyballs to show their support. The Dig for the Cure program was started in 2003 by Lisa Marston, a former volleyball coach at UNC Charlotte after her mother survived breast cancer. The D4C foundation hopes to raise \$350,000 this year.

In past years, some schools have given away brochures and reading material at matches, as well as having local and national media do features on the program itself.

**GALLAGHER, MAYHEW HAVE HISTORICAL NIGHTS...**

In the loss to the Virginia Cavaliers last Friday night, sophomore setter Katie Gallagher had 51 assists to give her sole possession of second place all-time in school history for assists. Gallagher passed Mallory James (2001-04) with 2,070 assists to her credit in just two years. She trails all-time leader Jill Robinson (2003-06) by 2,867. Junior outside hitter Genny Mayhew's 17 digs added her name to an elite group of athletes in UM volleyball history as she moved into the "500 Club", now holding more than 500 kills and 500 digs in a career.

**MIAMI IN THE ACC RANKINGS...**

Though dropping back-to-back matches in which they hit just .138--the lowest in a two-match stretch since 2007, the 'Canes do have several players ranked among the top 10 in several ACC categories. The 'Canes ranked atop the league in service aces, while Katie Gallagher (6th) and Maria Andersson (10th) help that cause. junior libero Cassie Loessberg is second in digs, while

Gallagher is fifth in assists, and Lici McGee is fifth in total blocks.

### **VOLLEYBALL GETS HAUNTED...**

Against Duke, the Hurricanes are asking all children to wear costumes for the Halloween match. All children wearing costumes will be admitted free of charge. Students are encouraged to wear costumes in support of the Hurricanes as well. It's a Haunted match at the James L. Knight Sports Complex.

### **ON THESE DATES IN HISTORY...**

On these dates in history, the records look better than worse for the Orange and Green. Miami owns a record of 10-2 on matches played on Halloween, while going just 2-3 on Nov. 2 matches. That gives the 'Canes a record of 12-5 in matches played on these dates throughout history.

### **WIN TOTAL SURPASSED; WINNING SEASON ASSURED...**

The Hurricanes assured themselves a winning season and have the best record they've enjoyed since joining the ACC in 2004. Currently holding a 19-4 overall mark, the Orange and Green are just one win away from a 20-win season, which would be their first since 2003. Miami won just 14 matches in 2007, and just 12 in 2006. They had a 17-9 performance in 2004, and collected a 16-14 record in 2005.

### **SHUTTING THE DOOR...**

Miami has shutout 10 opponents this season in their first 21 matches. Last year, the Hurricanes managed eight shutouts in 2007 altogether. The 2006 class had just four and 2005 with six. The most shutouts for the Hurricanes since joining the ACC is 11 back in 2004--their first season in the league. The most under head coach Nicole Lantagne Welch is 17 back in 2002, the last year UM made it to the NCAA Tournament.

### **HOME IS WHERE THE HEART IS...**

Miami is 9-0 on the year at the James L. Knight Sports Complex, and they are currently riding a 12-match home winning streak dating back to last year. The Hurricanes are hitting a solid ENTER HERE at home, and own five shutouts at home.

### **SPOTLIGHT ON THE STATS...**

Miami is currently ranked 21st as a team in service aces per set (1.71) nationally. Grambling State University leads the nation in that category (2.46). The 'Canes are also ranked 26th in digs per set (16.52), 45th in hitting percentage (.248) and 50th in kills per set (13.55). They are tied for 21st in win-loss percentage, sitting at .826 (19-4) beside Northern Iowa, Middle Tennessee Saint Louis and Denver. Individually, the 'Canes has a player ranked nationally as well with

Cassie Loessberg ranked 33rd in digs per set (4.85).

### **TRACKING LOESSBERG AND THE DIGS...**


Junior libero Cassie Loessberg continues to jump up the charts this season as she now has 398 digs on the campaign, upping her career total to 1,268. The Sacramento, Calif. junior is just 353 digs behind the all-time leader, Jamie Grass (2001-04) for the top place in school history.

### **MAYHEW NAMED TO PRESEASON ALL-ACC TEAM...**

Junior outside hitter Genny Mayhew was named to the Preseason All-ACC Team as voted on by head coaches around the Atlantic Coast Conference. Mayhew, a 5-foot-11 junior from Clovis, Calif. (Clovis HS), finished ninth in the conference in both kills (428) and points (465) a year ago. She also finished fourth on the squad in digs (224) and tied for fifth in blocks (43) alongside teammate Ariell Cooke while playing in 111 games for the 'Canes.

### **CLEMSON PREDICTED TO WIN ACC ... AGAIN...**

After finishing atop the league last season, the Clemson Tigers have been predicted to repeat as conference champs after collecting 11 of a possible 12 first place votes. Georgia Tech received the other first place vote while being predicted to finish second. Duke and North Carolina were third and fourth, while Florida State and Virginia tied for fifth, respectively.





2 LANE CARICO  
OH, 5-11, Fr.  
Manhattan Beach, Calif.



3 TATIANA ALVAREZ  
DS, 5-1, So.  
Miami, Fla.



4 ARIELL COOKE  
MB, 6-0, So.  
Oakland, Calif.



6 MARIA ANDERSSON  
OH, 5-10, So.  
Angelholm, Sweden



7 BRIDGET BOMHACK  
OH/S, 6-0, Sr.  
Waukesha, Wisc.



8 ANGELICA ELLIS  
MB, 6-0, Sr.  
Houston, Texas



9 KATIE GALLAGHER  
S, 5-11, So.  
Winter Park, Fla.



11 GENNY MAYHEW  
OH, 5-11, Jr.  
Clovis, Calif.




16 GRIFFIN UDELSON  
DS, 5-7, Jr.  
Attleboro, Mass.



17 CHRISTINE WILLIAMSON  
OH, 5-11, R-Fr.  
Tampa, Fla.



21 ALI BECKER  
MB, 6-1, Fr.  
Katy, Texas



32 LICI MCGEE  
MB, 6-3, R-So.  
Warr Acres, Okla.




36 CASSIE LOESSBERG  
LIB, 5-7, Jr.  
Sacramento, Calif.



77 ASHLEY WOODS  
RS, 6-2, R-Sr.  
Round Rock, Texas



Head Coach  
NICOLE LANTAGNE WELCH  
Eighth Season



Assistant Coach  
FELIX HOU  
First Season



Assistant Coach  
LAURA KUHN  
First Season



Student Manager  
KELLEY SCHOONOVER



**2008 University of Miami Volleyball**  
**Miami Overall Team Statistics (as of Oct 28, 2008)**  
**All matches**



Overall record: 19-4 Conf: 7-4 Home: 9-0 Away: 5-4 Neutral: 5-0

<b>Team Statistics</b>	<b>UM</b>	<b>OPP</b>
<b>ATTACK</b>		
Kills	1111	989
Errors	384	482
Total Attacks	2936	3017
Attack Pct	.248	.168
Kills/Set	13.5	12.1
<b>SET</b>		
Assists	1002	898
Attempts	2705	2848
Assist Pct	.370	.315
Assists/Set	12.2	11.0
<b>SERVE</b>		
Aces	140	91
Errors	148	142
Attempts	1914	1667
Serve Pct	.923	.915
Aces/Set	1.7	1.1
<b>SERVE RECEPTIONS</b>		
Errors	91	140
Errors/Set	1.1	1.7
Attempts	1509	1758
Reception Pct	.940	.920
<b>DEFENSE</b>		
Digs	1355	1244
Digs/Set	16.5	15.2
<b>BLOCKING</b>		
Block Solo	46	45
Block Assist	299	216
Total Blocks	195.5	153.0
Blocks Per Game	2.4	1.9
Block Errors	54	23
Ball handling errors	17	31
<b>ATTENDANCE</b>		
Total	3876	5388
Dates/Avg Per Date	9/431	9/599
Neutral site #/Avg	5/167	
Current win streak	0	-
Home win streak	9	-

<b>Match wins by #sets</b>	<b>1st</b>	<b>2nd</b>	<b>3rd</b>	<b>4th</b>	<b>5th</b>	<b>Total</b>
Miami	0	0	10	8	1	19
Opponents	0	0	2	1	1	4

<b>Sets won by set</b>	<b>1st</b>	<b>2nd</b>	<b>3rd</b>	<b>4th</b>	<b>5th</b>	<b>Total</b>
Miami	12	20	19	8	1	60
Opponents	11	3	4	3	1	22

<b>Points by set</b>	<b>1st</b>	<b>2nd</b>	<b>3rd</b>	<b>4th</b>	<b>5th</b>	<b>Total</b>
Miami	512	574	555	271	28	1940
Opponents	466	441	460	254	25	1646





**2008 University of Miami Volleyball**  
**Miami Overall Individual Statistics (as of Oct 28, 2008)**  
**All matches**



Overall record: 19-4 Conf: 7-4 Home: 9-0 Away: 5-4 Neutral: 5-0

##	Player	sp	mp-ms	Attack					Set				Serve				
				k	k/s	e	ta	pct	a	a/s	ta	pct	sa	sa/s	se	ta	pct
2	Lane Carico	82	23-23	264	3.22	105	758	.210	22	0.27	179	.123	23	0.28	26	317	.918
3	Tatiana Alvarez	17	13-0	0	0.00	0	1	.000	0	0.00	2	.000	4	0.24	3	29	.897
4	Ariell Cooke	26	13-2	25	0.96	5	60	.333	2	0.08	5	.400	0	0.00	1	9	.889
6	Maria Andersson	74	22-3	1	0.01	2	9	-.111	21	0.28	89	.236	22	0.30	24	282	.915
7	Bridget Bomhack	38	20-3	27	0.71	9	67	.269	26	0.68	77	.338	1	0.03	9	66	.864
8	Angelica Ellis	74	23-22	151	2.04	44	319	.335	7	0.09	22	.318	21	0.28	23	252	.909
9	Katie Gallagher	80	23-23	93	1.16	25	229	.297	827	10.34	1818	.455	28	0.35	23	289	.920
11	Genny Mayhew	81	23-23	251	3.10	92	775	.205	29	0.36	143	.203	15	0.19	11	290	.962
17	Christine Williamson	19	13-0	21	1.11	8	50	.260	1	0.05	5	.200	0	0.00	0	0	.000
21	Ali Becker	47	22-14	58	1.23	21	143	.259	2	0.04	5	.400	1	0.02	4	18	.778
32	Lici McGee	49	19-8	84	1.71	34	180	.278	2	0.04	13	.154	0	0.00	0	0	.000
36	Cassie Loessberg	82	23-0	1	0.01	2	9	-.111	38	0.46	245	.155	23	0.28	23	350	.934
77	Ashley Woods	71	22-17	135	1.90	37	336	.292	25	0.35	102	.245	2	0.03	1	12	.917
	MIAMI	82	23-23	1111	13.55	384	2936	.248	1002	12.22	2705	.370	140	1.71	148	1914	.923
	Opponents	82	23-23	989	12.06	482	3017	.168	898	10.95	2848	.315	91	1.11	142	1667	.915

##	Player	sp	Recept			Dig		Blocking					Points		
			re	ta	pct	dig	dig/s	bs	ba	total	blk/s	be	bhe	pts	pts/s
2	Lane Carico	82	18	363	.950	291	3.55	3	30	33	0.40	16	1	305.0	3.72
3	Tatiana Alvarez	17	0	0	.000	3	0.18	0	0	0	0.00	0	0	4.0	0.24
4	Ariell Cooke	26	0	0	.000	7	0.27	1	15	16	0.62	1	0	33.5	1.29
6	Maria Andersson	74	18	207	.913	108	1.46	0	0	0	0.00	0	2	23.0	0.31
7	Bridget Bomhack	38	6	75	.920	51	1.34	1	8	9	0.24	0	1	33.0	0.87
8	Angelica Ellis	74	2	6	.667	44	0.59	11	58	69	0.93	3	2	212.0	2.86
9	Katie Gallagher	80	0	6	1.000	192	2.40	4	30	34	0.43	7	9	140.0	1.75
11	Genny Mayhew	81	16	389	.959	200	2.47	3	34	37	0.46	10	2	286.0	3.53
17	Christine Williamson	19	0	4	1.000	4	0.21	0	8	8	0.42	0	0	25.0	1.32
21	Ali Becker	47	1	5	.800	5	0.11	3	27	30	0.64	5	0	75.5	1.61
32	Lici McGee	49	0	0	.000	17	0.35	15	43	58	1.18	11	0	120.5	2.46
36	Cassie Loessberg	82	22	390	.944	398	4.85	0	0	0	0.00	0	0	24.0	0.29
77	Ashley Woods	71	0	9	1.000	35	0.49	5	46	51	0.72	1	0	165.0	2.32
-	TEAM	-	8	-	-	-	-	-	-	-	-	-	-	-	-
	MIAMI.....	82	91	1509	.940	1355	16.52	46	299	195.5	2.38	54	17	1446.5	17.64
	Opponents.....	82	140	1758	.920	1244	15.17	45	216	153.0	1.87	23	31	1233.0	15.04



**2008 University of Miami Volleyball**  
**Miami Combined Team Statistics (as of Oct 28, 2008)**  
**All matches**



<b>RECORD:</b>	<b>OVERALL</b>	<b>HOME</b>	<b>AWAY</b>	<b>NEUTRAL</b>
ALL GAMES	19-4	9-0	5-4	5-0
CONFERENCE	7-4	5-0	2-4	0-0
NON-CONFERENCE	12-0	4-0	3-0	5-0

#	Player	sp	Attack					Set		Serve			Dig			Blocking					points	
			k	k/s	e	ta	pct	a	a/s	sa	se	sa/s	re	dig	dig/s	bs	ba	total	blk/s	be		bhe
2	Lane Carico	82	264	3.22	105	758	.210	22	0.27	23	26	0.28	18	291	3.55	3	30	33	0.40	16	1	305.0
3	Tatiana Alvarez	17	0	0.00	0	1	.000	0	0.00	4	3	0.24	0	3	0.18	0	0	0	0.00	0	0	4.0
4	Ariell Cooke	26	25	0.96	5	60	.333	2	0.08	0	1	0.00	0	7	0.27	1	15	16	0.62	1	0	33.5
6	Maria Andersson	74	1	0.01	2	9	-.111	21	0.28	22	24	0.30	18	108	1.46	0	0	0	0.00	0	2	23.0
7	Bridget Bomhack	38	27	0.71	9	67	.269	26	0.68	1	9	0.03	6	51	1.34	1	8	9	0.24	0	1	33.0
8	Angelica Ellis	74	151	2.04	44	319	.335	7	0.09	21	23	0.28	2	44	0.59	11	58	69	0.93	3	2	212.0
9	Katie Gallagher	80	93	1.16	25	229	.297	827	10.34	28	23	0.35	0	192	2.40	4	30	34	0.43	7	9	140.0
11	Genny Mayhew	81	251	3.10	92	775	.205	29	0.36	15	11	0.19	16	200	2.47	3	34	37	0.46	10	2	286.0
17	Christine Williamson	19	21	1.11	8	50	.260	1	0.05	0	0	0.00	0	4	0.21	0	8	8	0.42	0	0	25.0
21	Ali Becker	47	58	1.23	21	143	.259	2	0.04	1	4	0.02	1	5	0.11	3	27	30	0.64	5	0	75.5
32	Lici McGee	49	84	1.71	34	180	.278	2	0.04	0	0	0.00	0	17	0.35	15	43	58	1.18	11	0	120.5
36	Cassie Loessberg	82	1	0.01	2	9	-.111	38	0.46	23	23	0.28	22	398	4.85	0	0	0	0.00	0	0	24.0
77	Ashley Woods	71	135	1.90	37	336	.292	25	0.35	2	1	0.03	0	35	0.49	5	46	51	0.72	1	0	165.0
	TEAM	-	-	-	-	-	-	-	-	-	-	-	8	-	-	-	-	-	-	-	-	-
	MIAMI	82	1111	13.55	384	2936	.248	1002	12.22	140	148	1.71	91	1355	16.52	46	299	195.5	2.38	54	17	1446.5
	Opponents	82	989	12.06	482	3017	.168	898	10.95	91	142	1.11	140	1244	15.17	45	216	153.0	1.87	23	31	1233.0

<b>Team Statistics</b>	<b>UM</b>	<b>OPP</b>
<b>ATTACK</b>		
Kills	1111	989
Errors	384	482
Total Attacks	2936	3017
Attack Pct	.248	.168
Kills/Set	13.5	12.1
<b>SET</b>		
Assists	1002	898
Attempts	2705	2848
Assist Pct	.370	.315
Assists/Set	12.2	11.0
<b>SERVE</b>		
Aces	140	91
Errors	148	142
Attempts	1914	1667
Serve Pct	.923	.915
Aces/Set	1.7	1.1
<b>SERVE RECEPTIONS</b>		
Errors	91	140
Errors/Set	1.1	1.7
Attempts	1509	1758
Reception Pct	.940	.920
<b>DEFENSE</b>		
Digs	1355	1244
Digs/Set	16.5	15.2
<b>BLOCKING</b>		
Block Solo	46	45
Block Assist	299	216
Total Blocks	195.5	153.0
Blocks Per Game	2.4	1.9
Block Errors	54	23
Ball handling errors	17	31
<b>ATTENDANCE</b>		
Total	3876	5388
Dates/Avg Per Date	9/431	9/599
Neutral site #/Avg	5/167	
Current win streak	0	-
Home win streak	9	-

<b>Date</b>	<b>Opponent</b>	<b>Score</b>	<b>Score by set</b>	<b>Att.</b>
!Aug 29	vs Sacramento State	W	3-0 25-23,25-16,25-22	230
!Aug 29	at Texas State	W	3-1 13-25,25-20,25-23,25-15	451
!Aug 30	vs Texas-Pan American	W	3-0 25-10,25-21,25-20	219
!Aug 30	vs Louisiana-Monroe	W	3-0 25-11,25-6,25-12	211
%Sep 04	SOUTH DAKOTA STATE	W	3-0 25-17,25-12,25-21	212
%Sep 06	ALABAMA	W	3-1 22-25,25-16,25-20,25-22	217
%Sep 06	VCU	W	3-0 25-19,25-21,25-9	301
\$Sep 12	vs Villanova	W	3-1 21-25,25-16,31-29,25-22	88
\$Sep 13	vs Sacramento State	W	3-0 25-11,25-23,25-15	88
\$Sep 13	at San Francisco	W	3-2 11-25,25-19,25-17,21-25,15-10	229
*Sep 19	FLORIDA STATE	W	3-1 23-25,25-19,25-22,31-29	834
Sep 20	at Florida Atlantic	W	3-0 25-15,25-18,25-18	274
*Sep 25	at Duke	W	3-1 22-25,25-15,25-22,25-20	344
*Sep 26	at Wake Forest	L	0-3 19-25,22-25,21-25	642
*Oct 03	at Clemson	L	0-3 19-25,20-25,23-25	865
*Oct 04	at Georgia Tech	W	3-1 25-23,21-25,25-19,27-25	1704
Oct 07	FLORIDA ATLANTIC	W	3-0 25-13,25-13,25-19	287
*Oct 10	BOSTON COLLEGE	W	3-0 25-13,25-14,25-14	307
*Oct 12	MARYLAND	W	3-1 24-26,34-32,25-22,25-23	617
*Oct 17	NORTH CAROLINA STATE	W	3-0 25-16,25-20,25-17	520
*Oct 18	NORTH CAROLINA	W	3-1 20-25,25-21,25-19,25-23	581
*Oct 24	at Virginia	L	2-3 25-19,27-25,13-25,22-25,13-15	315
*Oct 25	at Virginia Tech	L	1-3 18-25,25-19,17-25,20-25	564

! = Century Tel Premier Tournament (San Marcos, Texas)  
 % = Hurricane Invitational (Coral Gables, Fla.)  
 \$ = Asics/Coca-Cola Invitational (San Francisco, Calif.)  
 \* = Atlantic Coast Conference match

Record in 3-set matches: 10-2  
 Record in 4-set matches: 8-1  
 Record in 5-set matches: 1-1



**2008 University of Miami Volleyball**  
**Miami Team Match-by-Match (as of Oct 28, 2008)**  
**All matches**



Date	Opponent	sp	attack				set			serve				recept			dig	blocking			bhe	points	score	
			k	e	ta	pct	a	ta	pct	sa	se	ta	pct	re	ta	pct		bs	ba	be				total
Aug 29, 2008	vs Sacramento State	3	41	18	119	.193	35	99	.354	5	8	74	.892	5	56	.911	59	0	18	0	9.0	0	55.0	3-0
Aug 29, 2008	at Texas State	4	52	19	139	.237	44	122	.361	7	7	89	.921	6	81	.926	65	1	4	0	3.0	0	62.0	3-1
Aug 30, 2008	vs Texas-Pan American	3	41	6	101	.347	37	87	.425	6	4	73	.945	3	48	.938	50	2	12	0	8.0	0	55.0	3-0
Aug 30, 2008	vs Louisiana-Monroe	3	31	6	63	.397	28	50	.560	12	9	74	.878	2	22	.909	40	2	16	1	10.0	0	53.0	3-0
Sep 04, 2008	SOUTH DAKOTA STATE	3	48	12	102	.353	42	93	.452	4	10	73	.863	2	46	.957	53	4	2	2	5.0	0	57.0	3-0
Sep 06, 2008	ALABAMA	4	52	16	138	.261	49	134	.366	7	7	96	.927	5	74	.932	68	2	8	6	6.0	3	65.0	3-1
Sep 06, 2008	VCU	3	36	8	90	.311	32	85	.376	9	8	74	.892	3	46	.935	44	4	8	3	8.0	0	53.0	3-0
Sep 12, 2008	vs Villanova	4	60	21	145	.269	53	103	.515	3	12	97	.876	7	77	.909	51	0	20	1	10.0	2	73.0	3-1
Sep 13, 2008	vs Sacramento State	3	41	10	96	.323	36	81	.444	5	6	72	.917	1	43	.977	46	4	10	1	9.0	1	55.0	3-0
Sep 13, 2008	at San Francisco	5	57	18	166	.235	49	123	.398	7	8	96	.917	10	85	.882	65	1	25	5	13.5	0	77.5	3-2
Sep 19, 2008	FLORIDA STATE	4	56	22	160	.213	47	145	.324	6	9	103	.913	6	85	.929	67	8	18	4	17.0	0	79.0	3-1
Sep 20, 2008	at Florida Atlantic	3	42	14	90	.311	40	90	.444	5	6	73	.918	2	47	.957	41	0	16	1	8.0	1	55.0	3-0
Sep 25, 2008	at Duke	4	66	14	154	.338	59	144	.410	4	6	96	.938	2	77	.974	66	2	15	0	9.5	2	79.5	3-1
Sep 26, 2008	at Wake Forest	3	33	18	132	.114	29	133	.218	2	6	64	.906	2	68	.971	58	4	10	6	9.0	1	44.0	0-3
Oct 03, 2008	at Clemson	3	43	23	128	.156	38	121	.314	1	1	63	.984	2	70	.971	57	0	2	3	1.0	0	45.0	0-3
Oct 04, 2008	at Georgia Tech	4	64	19	156	.288	60	153	.392	7	7	97	.928	3	86	.965	71	0	23	3	11.5	3	82.5	3-1
Oct 07, 2008	FLORIDA ATLANTIC	3	44	18	90	.289	41	88	.466	9	5	73	.932	2	44	.955	37	2	12	0	8.0	1	61.0	3-0
Oct 10, 2008	BOSTON COLLEGE	3	35	3	77	.416	31	73	.425	8	3	73	.959	4	37	.892	38	1	8	0	5.0	0	48.0	3-0
Oct 12, 2008	MARYLAND	4	64	25	167	.234	62	171	.363	8	6	107	.944	7	99	.929	70	1	20	6	11.0	0	83.0	3-1
Oct 17, 2008	NORTH CAROLINA STATE	3	40	13	102	.265	35	95	.368	10	5	73	.932	2	47	.957	49	2	4	1	4.0	1	54.0	3-0
Oct 18, 2008	NORTH CAROLINA	4	59	22	181	.204	53	173	.306	8	2	93	.978	3	81	.963	98	1	14	4	8.0	0	75.0	3-1
Oct 24, 2008	at Virginia	5	64	38	199	.131	63	200	.315	3	8	100	.920	6	105	.943	102	2	20	4	12.0	2	79.0	2-3
Oct 25, 2008	at Virginia Tech	4	42	21	141	.149	39	142	.275	4	5	81	.938	6	85	.929	60	3	14	3	10.0	0	56.0	1-3
		82	1111	384	2936	.248	1002	2705	.370	140	148	1914	.923	91	1509	.940	1355	46	299	54	195.5	17	1446.5	
Opponents		82	989	482	3017	.168	898	2848	.315	91	142	1667	.915	140	1758	.920	1244	45	216	23	153.0	31	1233.0	

Sets played: 82  
 Kills per set: 13.55  
 Assists per set: 12.22

Service aces per set: 1.71  
 Digs per set: 16.52  
 Blocks per set: 2.38

Points per set: 17.64  
 Ball handling errors per set: 0.21  
 Reception errors per set: 1.11



**2008 University of Miami Volleyball  
Miami Opponent Match-by-Match (as of Oct 28, 2008)  
All matches**



**OPPONENT STATS**

Date	Opponent	sp	attack				set			serve				recept			dig	blocking			bhe	points	score	
			k	e	ta	pct	a	ta	pct	sa	se	ta	pct	re	ta	pct		bs	ba	be				total
Aug 29, 2008	vs Sacramento State	3	28	21	120	.058	27	102	.265	5	7	63	.889	5	66	.924	54	2	6	0	5.0	0	38.0	3-0
Aug 29, 2008	at Texas State	4	49	21	143	.196	42	127	.331	6	4	86	.953	7	82	.915	53	1	14	0	8.0	0	63.0	3-1
Aug 30, 2008	vs Texas-Pan American	3	36	21	112	.134	31	100	.310	3	4	52	.923	6	69	.913	47	0	2	0	1.0	0	40.0	3-0
Aug 30, 2008	vs Louisiana-Monroe	3	12	21	76	-.118	8	67	.119	2	8	30	.733	12	64	.812	22	1	0	2	1.0	0	15.0	3-0
Sep 04, 2008	SOUTH DAKOTA STATE	3	26	15	104	.106	21	102	.206	2	6	52	.885	4	63	.937	38	4	2	3	5.0	2	33.0	3-0
Sep 06, 2008	ALABAMA	4	51	22	149	.195	49	148	.331	5	10	84	.881	7	89	.921	65	3	10	2	8.0	4	64.0	3-1
Sep 06, 2008	VCU	3	30	21	100	.090	28	100	.280	3	4	50	.920	9	65	.862	38	0	10	2	5.0	1	38.0	3-0
Sep 12, 2008	vs Villanova	4	52	24	132	.212	50	113	.442	7	12	92	.870	3	83	.964	55	1	6	0	4.0	1	63.0	3-1
Sep 13, 2008	vs Sacramento State	3	31	21	106	.094	31	77	.403	1	3	50	.940	5	65	.923	38	0	2	1	1.0	2	33.0	3-0
Sep 13, 2008	at San Francisco	5	60	25	166	.211	53	136	.390	10	4	96	.958	7	86	.919	73	3	7	1	6.5	2	76.5	3-2
Sep 19, 2008	FLORIDA STATE	4	58	27	159	.195	53	155	.342	6	11	96	.885	6	94	.936	75	5	10	3	10.0	1	74.0	3-1
Sep 20, 2008	at Florida Atlantic	3	27	22	92	.054	26	90	.289	2	6	53	.887	5	67	.925	23	1	12	1	7.0	0	36.0	3-0
Sep 25, 2008	at Duke	4	58	21	157	.236	53	149	.356	2	6	83	.928	4	90	.956	68	0	10	1	5.0	0	65.0	3-1
Sep 26, 2008	at Wake Forest	3	45	20	131	.191	43	126	.341	2	5	73	.932	2	58	.966	61	3	8	2	7.0	2	54.0	0-3
Oct 03, 2008	at Clemson	3	49	13	128	.281	41	114	.360	2	4	74	.946	1	62	.984	53	2	4	1	4.0	1	55.0	0-3
Oct 04, 2008	at Georgia Tech	4	59	20	160	.244	53	157	.338	3	6	93	.935	7	90	.922	60	3	14	0	10.0	0	72.0	3-1
Oct 07, 2008	FLORIDA ATLANTIC	3	19	17	77	.026	19	85	.224	2	3	47	.936	9	68	.868	26	3	16	1	11.0	1	32.0	3-0
Oct 10, 2008	BOSTON COLLEGE	3	30	20	96	.104	30	98	.306	4	6	43	.860	8	70	.886	34	0	2	0	1.0	3	35.0	3-0
Oct 12, 2008	MARYLAND	4	64	27	174	.213	59	174	.339	7	5	104	.952	8	101	.921	69	5	14	0	12.0	2	83.0	3-1
Oct 17, 2008	NORTH CAROLINA STATE	3	31	14	101	.168	28	100	.280	2	8	55	.855	10	68	.853	45	4	4	0	6.0	2	39.0	3-0
Oct 18, 2008	NORTH CAROLINA	4	59	21	188	.202	53	180	.294	3	8	89	.910	8	91	.912	91	1	18	1	10.0	1	72.0	3-1
Oct 24, 2008	at Virginia	5	55	27	196	.143	46	192	.240	6	4	109	.963	3	91	.967	88	2	29	2	16.5	2	77.5	2-3
Oct 25, 2008	at Virginia Tech	4	60	21	150	.260	54	156	.346	6	8	93	.914	4	76	.947	68	1	16	0	9.0	4	75.0	1-3
		82	989	482	3017	.168	898	2848	.315	91	142	1667	.915	140	1758	.920	1244	45	216	23	153.0	31	1233.0	
Miami		82	1111	384	2936	.248	1002	2705	.370	140	148	1914	.923	91	1509	.940	1355	46	299	54	195.5	17	1446.5	

Sets played: 82  
Kills per set: 12.06  
Assists per set: 10.95

Service aces per set: 1.11  
Digs per set: 15.17  
Blocks per set: 1.87

Points per set: 15.04  
Ball handling errors per set: 0.38  
Reception errors per set: 1.71



**2008 University of Miami Volleyball  
Miami Match Highs (as of Oct 28, 2008)  
All matches**



**INDIVIDUAL MATCH HIGHS**

**ATTACK PERCENT (K-E-TA) minimum 12 kills**

.560 (15- 1-25)	Ashley Woods at Georgia Tech (Oct 04, 2008)
.524 (13- 2-21)	Angelica Ellis vs Maryland (Oct 12, 2008)
.522 (14- 2-23)	Lici McGee at San Francisco (Sep 13, 2008)
.432 (21- 2-44)	Lane Carico at Duke (Sep 25, 2008)
.405 (18- 1-42)	Lane Carico vs North Carolina (Oct 18, 2008)
.400 (13- 1-30)	Genny Mayhew vs South Dakota State (Sep 04, 2008)
.400 (12- 4-20)	Lane Carico at Florida Atlantic (Sep 20, 2008)
.357 (18- 3-42)	Genny Mayhew at Duke (Sep 25, 2008)
.354 (20- 3-48)	Genny Mayhew at Georgia Tech (Oct 04, 2008)
.333 (16- 3-39)	Lane Carico vs Florida State (Sep 19, 2008)

**KILLS (K-E-TA)**

21 (21- 2-44) 4s	Lane Carico at Duke (Sep 25, 2008)
20 (20- 3-48) 4s	Genny Mayhew at Georgia Tech (Oct 04, 2008)
20 (20-10-55) 5s	Lane Carico at Virginia (Oct 24, 2008)
19 (19- 4-47) 4s	Genny Mayhew vs Villanova (Sep 12, 2008 in San Francisco, CA)
18 (18- 1-42) 4s	Lane Carico vs North Carolina (Oct 18, 2008)
18 (18- 3-42) 4s	Genny Mayhew at Duke (Sep 25, 2008)
17 (17- 7-42) 4s	Lane Carico vs Maryland (Oct 12, 2008)
16 (16-10-44) 3s	Lane Carico at Clemson (Oct 03, 2008)
16 (16- 3-39) 4s	Lane Carico vs Florida State (Sep 19, 2008)
15 (15- 7-45) 4s	Genny Mayhew vs Alabama (Sep 06, 2008)

**KILLS 3-SETS (K-E-TA)**

16 (16-10-44)	Lane Carico at Clemson (Oct 03, 2008)
13 (13- 1-30)	Genny Mayhew vs South Dakota State (Sep 04, 2008)
13 (13- 6-40)	Lane Carico at Wake Forest (Sep 26, 2008)
12 (12- 4-20)	Lane Carico at Florida Atlantic (Sep 20, 2008)
12 (12- 3-33)	Lane Carico vs North Carolina State (Oct 17, 2008)

**KILLS 4-SETS (K-E-TA)**

21 (21- 2-44)	Lane Carico at Duke (Sep 25, 2008)
20 (20- 3-48)	Genny Mayhew at Georgia Tech (Oct 04, 2008)
19 (19- 4-47)	Genny Mayhew vs Villanova (Sep 12, 2008 in San Francisco, CA)
18 (18- 1-42)	Lane Carico vs North Carolina (Oct 18, 2008)
18 (18- 3-42)	Genny Mayhew at Duke (Sep 25, 2008)

**KILLS 5-SETS (K-E-TA)**

20 (20-10-55)	Lane Carico at Virginia (Oct 24, 2008)
14 (14- 7-34)	Ashley Woods at Virginia (Oct 24, 2008)
14 (14- 2-23)	Lici McGee at San Francisco (Sep 13, 2008)
13 (13- 3-41)	Genny Mayhew at San Francisco (Sep 13, 2008)
11 (11- 2-26)	Angelica Ellis at Virginia (Oct 24, 2008)

**TOTAL ATTEMPTS (K-E-TA)**

55 (20-10-55) 5s	Lane Carico at Virginia (Oct 24, 2008)
50 (14- 7-50) 4s	Genny Mayhew vs North Carolina (Oct 18, 2008)
49 (10-10-49) 5s	Lane Carico at San Francisco (Sep 13, 2008)
48 (20- 3-48) 4s	Genny Mayhew at Georgia Tech (Oct 04, 2008)
47 (19- 4-47) 4s	Genny Mayhew vs Villanova (Sep 12, 2008 in San Francisco, CA)
47 (10-10-47) 4s	Genny Mayhew vs Maryland (Oct 12, 2008)
46 (15-11-46) 4s	Lane Carico at Texas State (Aug 29, 2008)
46 (10- 9-46) 5s	Genny Mayhew at Virginia (Oct 24, 2008)
45 (15- 7-45) 4s	Genny Mayhew vs Alabama (Sep 06, 2008)
44 (21- 2-44) 4s	Lane Carico at Duke (Sep 25, 2008)

**TOTAL ATTEMPTS 3-SETS (K-E-TA)**

44 (16-10-44)	Lane Carico at Clemson (Oct 03, 2008)
40 (13- 6-40)	Lane Carico at Wake Forest (Sep 26, 2008)
33 (12- 3-33)	Lane Carico vs North Carolina State (Oct 17, 2008)
32 (12- 3-32)	Lane Carico vs Sacramento State (Aug 29, 2008 in San Marcos, Texas)
32 ( 9- 3-32)	Genny Mayhew vs Sacramento State (Sep 13, 2008 in San Francisco, CA)

**TOTAL ATTEMPTS 4-SETS (K-E-TA)**

50 (14- 7-50)	Genny Mayhew vs North Carolina (Oct 18, 2008)
48 (20- 3-48)	Genny Mayhew at Georgia Tech (Oct 04, 2008)
47 (19- 4-47)	Genny Mayhew vs Villanova (Sep 12, 2008 in San Francisco, CA)
47 (10-10-47)	Genny Mayhew vs Maryland (Oct 12, 2008)
46 (15-11-46)	Lane Carico at Texas State (Aug 29, 2008)

**TOTAL ATTEMPTS 5-SETS (K-E-TA)**

55 (20-10-55)	Lane Carico at Virginia (Oct 24, 2008)
49 (10-10-49)	Lane Carico at San Francisco (Sep 13, 2008)
46 (10- 9-46)	Genny Mayhew at Virginia (Oct 24, 2008)
41 (13- 3-41)	Genny Mayhew at San Francisco (Sep 13, 2008)
34 (14- 7-34)	Ashley Woods at Virginia (Oct 24, 2008)



**2008 University of Miami Volleyball  
Miami Match Highs (as of Oct 28, 2008)  
All matches**



**POINTS**

24.0 (21- 1- 2.0) 4s	Lane Carico at Duke (Sep 25, 2008)
22.0 (20- 1- 1.0) 4s	Genny Mayhew at Georgia Tech (Oct 04, 2008)
21.5 (19- 2- 0.5) 4s	Genny Mayhew vs Villanova (Sep 12, 2008 in San Francisco, CA)
20.0 (20- 0- 0.0) 5s	Lane Carico at Virginia (Oct 24, 2008)
19.0 (18- 0- 1.0) 4s	Genny Mayhew at Duke (Sep 25, 2008)

**POINTS 3-SETS**

16.5 (16- 0- 0.5)	Lane Carico at Clemson (Oct 03, 2008)
15.5 (12- 2- 1.5)	Lane Carico vs Sacramento State (Aug 29, 2008 in San Marcos, Texas)
14.5 (13- 1- 0.5)	Genny Mayhew vs South Dakota State (Sep 04, 2008)
14.5 ( 9- 5- 0.5)	Lane Carico vs VCU (Sep 06, 2008)
14.5 (11- 0- 3.5)	Ashley Woods vs Texas-Pan American (Aug 30, 2008 in San Marcos, Texas)

**POINTS 4-SETS**

24.0 (21- 1- 2.0)	Lane Carico at Duke (Sep 25, 2008)
22.0 (20- 1- 1.0)	Genny Mayhew at Georgia Tech (Oct 04, 2008)
21.5 (19- 2- 0.5)	Genny Mayhew vs Villanova (Sep 12, 2008 in San Francisco, CA)
19.0 (18- 0- 1.0)	Genny Mayhew at Duke (Sep 25, 2008)
18.5 (18- 0- 0.5)	Lane Carico vs North Carolina (Oct 18, 2008)

**POINTS 5-SETS**

20.0 (20- 0- 0.0)	Lane Carico at Virginia (Oct 24, 2008)
17.0 (14- 0- 3.0)	Lici McGee at San Francisco (Sep 13, 2008)
16.5 (14- 1- 1.5)	Ashley Woods at Virginia (Oct 24, 2008)
15.0 (11- 0- 4.0)	Angelica Ellis at Virginia (Oct 24, 2008)
14.0 (13- 0- 1.0)	Genny Mayhew at San Francisco (Sep 13, 2008)



**2008 University of Miami Volleyball  
Miami Match Highs (as of Oct 28, 2008)  
All matches**



**ASSISTS**

55 (4s)	Katie Gallagher vs Maryland (Oct 12, 2008)
52 (4s)	Katie Gallagher at Duke (Sep 25, 2008)
51 (5s)	Katie Gallagher at Virginia (Oct 24, 2008)
48 (4s)	Katie Gallagher at Georgia Tech (Oct 04, 2008)
48 (4s)	Katie Gallagher vs Villanova (Sep 12, 2008 in San Francisco, CA)

**ASSISTS 3-SETS**

36	Katie Gallagher vs South Dakota State (Sep 04, 2008)
36	Katie Gallagher at Florida Atlantic (Sep 20, 2008)
33	Katie Gallagher at Clemson (Oct 03, 2008)
32	Katie Gallagher vs Sacramento State (Aug 29, 2008 in San Marcos, Texas)
32	Katie Gallagher vs Florida Atlantic (Oct 07, 2008)

**ASSISTS 4-SETS**

55	Katie Gallagher vs Maryland (Oct 12, 2008)
52	Katie Gallagher at Duke (Sep 25, 2008)
48	Katie Gallagher at Georgia Tech (Oct 04, 2008)
48	Katie Gallagher vs Villanova (Sep 12, 2008 in San Francisco, CA)
43	Katie Gallagher vs North Carolina (Oct 18, 2008)

**ASSISTS 5-SETS**

51	Katie Gallagher at Virginia (Oct 24, 2008)
45	Katie Gallagher at San Francisco (Sep 13, 2008)
5	Ashley Woods at Virginia (Oct 24, 2008)
3	Maria Andersson at Virginia (Oct 24, 2008)
2	Cassie Loessberg at Virginia (Oct 24, 2008)

**DIGS**

28 (4s)	Cassie Loessberg vs North Carolina (Oct 18, 2008)
27 (5s)	Lane Carico at Virginia (Oct 24, 2008)
24 (5s)	Cassie Loessberg at Virginia (Oct 24, 2008)
23 (5s)	Cassie Loessberg at San Francisco (Sep 13, 2008)
23 (5s)	Katie Gallagher at Virginia (Oct 24, 2008)

**DIGS 3-SETS**

22	Cassie Loessberg vs North Carolina State (Oct 17, 2008)
20	Cassie Loessberg at Clemson (Oct 03, 2008)
19	Cassie Loessberg vs Sacramento State (Aug 29, 2008 in San Marcos, Texas)
18	Cassie Loessberg vs Texas-Pan American (Aug 30, 2008 in San Marcos, Texas)
18	Cassie Loessberg vs Sacramento State (Sep 13, 2008 in San Francisco, CA)

**DIGS 4-SETS**

28	Cassie Loessberg vs North Carolina (Oct 18, 2008)
23	Cassie Loessberg at Virginia Tech (Oct 25, 2008)
21	Lane Carico vs North Carolina (Oct 18, 2008)
20	Cassie Loessberg at Texas State (Aug 29, 2008)
20	Cassie Loessberg vs Alabama (Sep 06, 2008)

**DIGS 5-SETS**

27	Lane Carico at Virginia (Oct 24, 2008)
24	Cassie Loessberg at Virginia (Oct 24, 2008)
23	Katie Gallagher at Virginia (Oct 24, 2008)
23	Cassie Loessberg at San Francisco (Sep 13, 2008)
19	Lane Carico at San Francisco (Sep 13, 2008)

**ACES**

6	Cassie Loessberg vs North Carolina (Oct 18, 2008)
5	Lane Carico vs VCU (Sep 06, 2008)
5	Angelica Ellis at San Francisco (Sep 13, 2008)
4	Maria Andersson vs Texas-Pan American (Aug 30, 2008 in San Marcos, Texas)
4	Maria Andersson vs Louisiana-Monroe (Aug 30, 2008 in San Marcos, Texas)

**BLOCKS (BS-BA)**

11 ( 4- 7)	Lici McGee vs Florida State (Sep 19, 2008)
9 ( 3- 6)	Lici McGee at Virginia Tech (Oct 25, 2008)
7 ( 1- 6)	Angelica Ellis at San Francisco (Sep 13, 2008)
7 ( 0- 7)	Angelica Ellis at Georgia Tech (Oct 04, 2008)
6 ( 2- 4)	Angelica Ellis at Virginia (Oct 24, 2008)
6 ( 1- 5)	Angelica Ellis vs Maryland (Oct 12, 2008)
6 ( 0- 6)	Ali Becker vs Sacramento State (Aug 29, 2008 in San Marcos, Texas)
6 ( 0- 6)	Lici McGee at San Francisco (Sep 13, 2008)
6 ( 0- 6)	Ashley Woods at San Francisco (Sep 13, 2008)
6 ( 0- 6)	Angelica Ellis vs North Carolina (Oct 18, 2008)



**2008 University of Miami Volleyball  
Miami Match Highs (as of Oct 28, 2008)  
All matches**



**TEAM MATCH HIGHS**

**ATTACK PERCENT (K-E-TA)**

.416 (35- 3- 77)	vs Boston College (Oct 10, 2008)
.397 (31- 6- 63)	vs Louisiana-Monroe (Aug 30, 2008 in San Marcos, Texas)
.353 (48-12-102)	vs South Dakota State (Sep 04, 2008)
.347 (41- 6-101)	vs Texas-Pan American (Aug 30, 2008 in San Marcos, Texas)
.338 (66-14-154)	at Duke (Sep 25, 2008)
.323 (41-10- 96)	vs Sacramento State (Sep 13, 2008 in San Francisco, CA)
.311 (36- 8- 90)	vs VCU (Sep 06, 2008)
.311 (42-14- 90)	at Florida Atlantic (Sep 20, 2008)
.289 (44-18- 90)	vs Florida Atlantic (Oct 07, 2008)
.288 (64-19-156)	at Georgia Tech (Oct 04, 2008)

**KILLS (K-E-TA)**

66 (66-14-154) 4s	at Duke (Sep 25, 2008)
64 (64-25-167) 4s	vs Maryland (Oct 12, 2008)
64 (64-38-199) 5s	at Virginia (Oct 24, 2008)
64 (64-19-156) 4s	at Georgia Tech (Oct 04, 2008)
60 (60-21-145) 4s	vs Villanova (Sep 12, 2008 in San Francisco, CA)
59 (59-22-181) 4s	vs North Carolina (Oct 18, 2008)
57 (57-18-166) 5s	at San Francisco (Sep 13, 2008)
56 (56-22-160) 4s	vs Florida State (Sep 19, 2008)
52 (52-19-139) 4s	at Texas State (Aug 29, 2008)
52 (52-16-138) 4s	vs Alabama (Sep 06, 2008)

**KILLS 3-SETS (K-E-TA)**

48 (48-12-102)	vs South Dakota State (Sep 04, 2008)
44 (44-18- 90)	vs Florida Atlantic (Oct 07, 2008)
43 (43-23-128)	at Clemson (Oct 03, 2008)
42 (42-14- 90)	at Florida Atlantic (Sep 20, 2008)
41 (41-18-119)	vs Sacramento State (Aug 29, 2008 in San Marcos, Texas)

**KILLS 4-SETS (K-E-TA)**

66 (66-14-154)	at Duke (Sep 25, 2008)
64 (64-25-167)	vs Maryland (Oct 12, 2008)
64 (64-19-156)	at Georgia Tech (Oct 04, 2008)
60 (60-21-145)	vs Villanova (Sep 12, 2008 in San Francisco, CA)
59 (59-22-181)	vs North Carolina (Oct 18, 2008)

**KILLS 5-SETS (K-E-TA)**

64 (64-38-199)	at Virginia (Oct 24, 2008)
57 (57-18-166)	at San Francisco (Sep 13, 2008)

**TOTAL ATTEMPTS (K-E-TA)**

199 (64-38-199) 5s	at Virginia (Oct 24, 2008)
181 (59-22-181) 4s	vs North Carolina (Oct 18, 2008)
167 (64-25-167) 4s	vs Maryland (Oct 12, 2008)
166 (57-18-166) 5s	at San Francisco (Sep 13, 2008)
160 (56-22-160) 4s	vs Florida State (Sep 19, 2008)
156 (64-19-156) 4s	at Georgia Tech (Oct 04, 2008)
154 (66-14-154) 4s	at Duke (Sep 25, 2008)
145 (60-21-145) 4s	vs Villanova (Sep 12, 2008 in San Francisco, CA)
141 (42-21-141) 4s	at Virginia Tech (Oct 25, 2008)
139 (52-19-139) 4s	at Texas State (Aug 29, 2008)

**TOTAL ATTEMPTS 3-SETS (K-E-TA)**

132 (33-18-132)	at Wake Forest (Sep 26, 2008)
128 (43-23-128)	at Clemson (Oct 03, 2008)
119 (41-18-119)	vs Sacramento State (Aug 29, 2008 in San Marcos, Texas)
102 (48-12-102)	vs South Dakota State (Sep 04, 2008)
102 (40-13-102)	vs North Carolina State (Oct 17, 2008)

**TOTAL ATTEMPTS 4-SETS (K-E-TA)**

181 (59-22-181)	vs North Carolina (Oct 18, 2008)
167 (64-25-167)	vs Maryland (Oct 12, 2008)
160 (56-22-160)	vs Florida State (Sep 19, 2008)
156 (64-19-156)	at Georgia Tech (Oct 04, 2008)
154 (66-14-154)	at Duke (Sep 25, 2008)

**TOTAL ATTEMPTS 5-SETS (K-E-TA)**

199 (64-38-199)	at Virginia (Oct 24, 2008)
166 (57-18-166)	at San Francisco (Sep 13, 2008)





**2008 University of Miami Volleyball  
Miami Match Highs (as of Oct 28, 2008)  
All matches**



**ASSISTS**

63 (5s) at Virginia (Oct 24, 2008)  
62 (4s) vs Maryland (Oct 12, 2008)  
60 (4s) at Georgia Tech (Oct 04, 2008)  
59 (4s) at Duke (Sep 25, 2008)  
53 (4s) vs Villanova (Sep 12, 2008 in San Francisco, CA)

**ASSISTS 3-SETS**

42 vs South Dakota State (Sep 04, 2008)  
41 vs Florida Atlantic (Oct 07, 2008)  
40 at Florida Atlantic (Sep 20, 2008)  
38 at Clemson (Oct 03, 2008)  
37 vs Texas-Pan American (Aug 30, 2008 in San Marcos, Texas)

**ASSISTS 4-SETS**

62 vs Maryland (Oct 12, 2008)  
60 at Georgia Tech (Oct 04, 2008)  
59 at Duke (Sep 25, 2008)  
53 vs Villanova (Sep 12, 2008 in San Francisco, CA)  
53 vs North Carolina (Oct 18, 2008)

**ASSISTS 5-SETS**

63 at Virginia (Oct 24, 2008)  
49 at San Francisco (Sep 13, 2008)

**DIGS**

102 (5s) at Virginia (Oct 24, 2008)  
98 (4s) vs North Carolina (Oct 18, 2008)  
71 (4s) at Georgia Tech (Oct 04, 2008)  
70 (4s) vs Maryland (Oct 12, 2008)  
68 (4s) vs Alabama (Sep 06, 2008)

**DIGS 3-SETS**

59 vs Sacramento State (Aug 29, 2008 in San Marcos, Texas)  
58 at Wake Forest (Sep 26, 2008)  
57 at Clemson (Oct 03, 2008)  
53 vs South Dakota State (Sep 04, 2008)  
50 vs Texas-Pan American (Aug 30, 2008 in San Marcos, Texas)

**DIGS 4-SETS**

98 vs North Carolina (Oct 18, 2008)  
71 at Georgia Tech (Oct 04, 2008)  
70 vs Maryland (Oct 12, 2008)  
68 vs Alabama (Sep 06, 2008)  
67 vs Florida State (Sep 19, 2008)

**DIGS 5-SETS**

102 at Virginia (Oct 24, 2008)  
65 at San Francisco (Sep 13, 2008)

**ACES**

12 vs Louisiana-Monroe (Aug 30, 2008 in San Marcos, Texas)  
10 vs North Carolina State (Oct 17, 2008)  
9 vs Florida Atlantic (Oct 07, 2008)  
9 vs VCU (Sep 06, 2008)  
8 vs Maryland (Oct 12, 2008)

**BLOCKS**

17.0 vs Florida State (Sep 19, 2008)  
13.5 at San Francisco (Sep 13, 2008)  
12.0 at Virginia (Oct 24, 2008)  
11.5 at Georgia Tech (Oct 04, 2008)  
11.0 vs Maryland (Oct 12, 2008)  
10.0 vs Villanova (Sep 12, 2008 in San Francisco, CA)  
10.0 at Virginia Tech (Oct 25, 2008)  
10.0 vs Louisiana-Monroe (Aug 30, 2008 in San Marcos, Texas)  
9.5 at Duke (Sep 25, 2008)  
9.0 vs Sacramento State (Sep 13, 2008 in San Francisco, CA)