

**IT'S ALL ABOUT THE U**  
ACADEMICS • LIFE • ATHLETICS



NATIONAL CHAMPIONS 1983, 1987, 1989, 1991, 2001

Assoc. AD for Communications: Chris Freet (c.freet@miami.edu); Rob Dunning (rdunning@miami.edu); Bryan Harvey (bharvey@miami.edu)  
Sports Media Relations, University of Miami, 5821 San Amaro Drive, Coral Gables, FL 33146  
(305) 284-3244, (305) 284-2807 FAX, www.hurricanesports.com

**25 MIAMI (4-2, 2-1 ACC COASTAL)**

Date	Opponent	(TV)	Time/Result
Sept. 2	FLORIDA A&M	ESPN3.com	W, 45-0
Sept. 11	at (2/2) Ohio State	ESPN	L, 24-36
Sept. 23	at Pittsburgh	ESPN	W, 31-3
Oct. 2	at Clemson*	ESPN2	W, 30-21
Oct. 9	(23/24) FLORIDA STATE*	ABC	L, 17-45
Oct. 16	at Duke*	ESPN3.com	W, 28-13
<b>Oct. 23</b>	<b>NORTH CAROLINA*</b>	<b>ESPN2</b>	<b>7:30 p.m.</b>
Oct. 30	at Virginia*	ESPN or ESPN2	12 p.m.
Nov. 6	MARYLAND*	TBA	TBA
Nov. 13	at Georgia Tech*	TBA	TBA
Nov. 20	VIRGINIA TECH*	TBA	TBA
Nov. 27	USF	TBA	TBA

\*ACC game; all times Eastern; Coaches poll rankings second ()

**UNC (4-2, 2-1 ACC COASTAL)**

Date	Opponent	Time/Result
Sept. 4	vs. (21/16) LSU	L, 24-30
Sept. 18	(15/17) GEORGIA TECH*	L, 24-30
Sept. 25	at Rutgers	W, 17-13
Oct. 2	EAST CAROLINA	W, 42-17
Oct. 9	CLEMSON*	W, 21-16
Oct. 16	at Virginia*	W, 44-10
<b>Oct. 23</b>	<b>at (25/25) Miami*</b>	<b>7:30 p.m.</b>
Oct. 30	WILLIAM & MARY	3:30 p.m.
Nov. 6	at Florida State*	TBA
Nov. 13	VIRGINIA TECH*	TBA
Nov. 20	NC STATE*	TBA
Nov. 27	at Duke*	TBA

\*ACC game; all times Eastern; Coaches poll rankings second ()

**2010 STATISTICAL COMPARISON**

Offense	UNC	Miami
Scoring	172	175
Points per game	28.7	29.2
First Downs	113	130
Rush-pass-pen	47-56-10	52-71-7
Total offense	2261	2353
Average per play	5.8	5.4
Average per game	376.8	392.2
Rushing yards	752	959
Yards per rush	3.6	4.4
Yards per game	125.3	159.8
Passing yards	1509	1394
Pass comp.-att.-int.	122-184-1	112-213-10
Yards per attempt	8.2	6.5
Yards per completion	12.4	12.4
Yards per game	251.5	232.2
Completion pct.	66.3	52.6
Defense	UNC	Miami
Total points allowed	116	118
Points per game	19.3	19.7
First downs allowed	102	96
Rush-pass-pen	46-51-5	46-44-6
Total offense allowed	1992	1830
Yards per game	332.0	305.0
Rushing yards allowed	927	926
Yards per carry	4.2	3.8
Yards per game	154.5	154.3
Pass yards allowed	1065	904
Pass comp.-att.-int.	108-182-11	79-162-12
Yards per attempt	5.9	5.6
Yards per completion	9.9	11.4
Yards per game	177.5	150.7



**UNC TAR HEELS**

**Ranking**  
ARV (AP), ARV (Coaches)  
**Last Game**  
UNC 44, Virginia 10  
**Head Coach**  
Butch Davis  
**Davis's Career Record:**  
75-40 (10th season) and 24-20 in fourth season at UNC  
**vs. Miami**  
3-0

**2010 STATISTICAL LEADERS**  
**Rushing- Att. / Yds / TDs**  
J. White - 86 / 464 / 4

**Passing - C / A / I / Yards / TDs**  
T.J. Yates - 121 / 182 / 11 / 1,495 / 11

**Receiving - C / Yards / TDs**  
Z. Pianalto - 30 / 311 / 1

**Tackles - UA / A / Total**  
Z. Brown - 24 / 14 / 38



**25 MIAMI HURRICANES**

**Ranking**  
25 (AP) / 25 (Coaches)  
**Last Game**  
Miami 28, Duke 13  
**Head Coach**  
Randy Shannon  
**Shannon's Career Record:**  
25-19 (Fourth season at UM)  
**vs. UNC**  
0-3

**2010 STATISTICAL LEADERS**  
**Rushing- Att. / Yds / TDs**  
D. Berry - 112 / 539 / 3

**Passing - C / A / I / Yards / TDs**  
J. Harris - 104 / 200 / 9 / 1,344 / 11

**Receiving - C / Yards / TDs**  
L. Hankerson - 34 / 540 / 7

**Tackles - UA / A / Total**  
S. Spence - 29 / 27 / 56

**GAME 7 INFORMATION**

**Date:** Saturday, Oct. 23, 2010  
**Location:** Sun Life Stadium / 74,916 / Grass  
Miami Gardens, Fla.  
**Kickoff:** 7:30 p.m. (ET)

**ESPN2**  
Mark Jones (play-by-play)  
Bob Davie (color)

**LOCAL RADIO**  
**560 WQAM**  
Joe Zagacki (play-by-play)  
Don Bailey Jr. (color)  
Josh Darrow (sideline)  
Fans can also listen online at [www.wqam.com](http://www.wqam.com)

**1450 ESPN Deportes En Español**  
Joe Pujala (play-by-play)  
Joe Martinez (color)

**WEBSITES**  
**Miami:** [www.hurricanesports.com](http://www.hurricanesports.com)  
**Miami Blog:** [www.thefootball.com](http://www.thefootball.com)  
**UNC:** [www.tarheelblue.com](http://www.tarheelblue.com)

**SOCIAL MEDIA**  
**Twitter:** [Twitter.com/HurricaneSports](https://twitter.com/HurricaneSports)  
**Facebook:** [Facebook.com/MiamiHurricanes](https://facebook.com/MiamiHurricanes)

**UNIVERSITY OF MIAMI**



► On June 10, 2009, the split-U proudly worn by Hurricanes student-athletes was chosen to represent the entire university as its new, bold graphic identity mark. One of the most recognized collegiate athletic brands in the nation, the orange and green "U" is now used to promote the university's world-renowned academic and health programs and will be incorporated into a full range of uses.

**NO. 25 MIAMI RETURNS TO SUN LIFE TO HOST NORTH CAROLINA**

► The University of Miami football team will be in search of its best start in ACC play since 2005 when it plays host to North Carolina Saturday at 7:30 p.m. at Sun Life Stadium. The Hurricanes (4-2, 2-1 ACC) are coming off a convincing 28-13 win at Duke in a game in which UM created seven turnovers and racked up a season-best 448 yards offensively.

► The 'Canes and Tar Heels (4-2, 2-1 ACC) share identical records as both teams look to stay towards the top of the ACC Coastal Division. Miami will look for its first 3-1 start in ACC play under fourth-year head coach Randy Shannon.

► Senior running back Damien Berry will come into the game against UNC having recorded three straight 100-yard rushing games after tallying 111 yards on 25 carries against the Blue Devils. Berry is one of just five UM players since 1975 to record three straight 100-yard rushing games, joining Willis McGahee, Edgerrin James, Clinton Portis and Frank Gore as the only five players to accomplish the feat. Berry leads the 'Canes with 539 rushing yards and ranks third in the ACC in averaging 89.8 rushing yards per game.

► Senior wide receiver Leonard Hankerson continues to thrive in the Hurricanes' passing game, catching six balls for 80 yards and a touchdown at Duke. Hankerson, who now has 34 catches for 540 yards, leads the 'Canes with seven touchdowns this season.

► Freshman linebacker Kelvin Cain earned his first career start as a 'Cane against Duke, starting at middle linebacker and eventually tallying nine tackles, one sack, one forced fumble, one fumble recovery and two quarterback hurries. Fellow linebacker Sean Spence led the 'Canes with 12 tackles, while Ryan Hill and Micanor Regis each set new career-highs for tackles with 10 and nine respectively.

► Overall, Miami's defense had one of its best games in recent memory, forcing Duke into five interceptions and two fumbles while holding one of the league's best passing attacks to just 187 yards through the air. Vaughn Telemaque had two of Miami's five interceptions on the day, while Micanor Regis returned his third career interception 22 yards for a defensive score. The Hurricanes finished with nine tackles for loss in the game, including sacks by Regis, Kelvin Cain and Allen Bailey.

**COVERING THE HURRICANES**

Interviews with players and coaches must be arranged at least 24 hours in advance. Practices are open to the media from the start through stretch. Head coach Randy Shannon will address the media following each practice.

**ACC Teleconference Call - Wed. Sept. 29** - (Contact UM Media Relations for the phone number)

10:30 a.m.	Jim Grobe, Wake Forest
10:40 a.m.	Frank Beamer, Virginia Tech
10:50 a.m.	Mike London, Virginia
11:00 a.m.	Tom O'Brien, NC State
11:10 a.m.	Butch Davis, North Carolina
<b>11:20 a.m.</b>	<b>Randy Shannon, Miami</b>
11:30 a.m.	Ralph Friedgen, Maryland
11:40 a.m.	Paul Johnson, Georgia Tech
11:50 a.m.	Jimbo Fisher, Florida State
12:00 p.m.	David Cutcliffe, Duke
12:10 p.m.	Dabo Swinney, Clemson
12:20 p.m.	Frank Spaziani, Boston College

**MIAMI FOOTBALL MEDIA RELATIONS**

Chris Freet	Associate AD/Communications
Rob Dunning	Assistant Media Relations Director
Bryan Harvey	Assistant Media Relations Director
Phone	(305) 284-3244
Fax	(305) 284-2807

**COACHES SHOW**

UM's coaches show, "Hurricane Game Day with Randy Shannon" airs twice weekly on CSS, at 5:30 p.m. Thursdays and 10 a.m. Saturdays. The show is hosted by Joe Zagacki and Don Bailey Jr. and features Hurricanes players as coach Shannon's guests.

**HURRICANE HOTLINE**

Hurricane Hotline is a weekly two-hour show hosted by Joe Zagacki and Don Bailey, Jr. that airs from 7-9 p.m. Thursday nights during the season from Monty's (2550 South Bayshore Drive Coconut Grove, Florida 33133). Hurricane Hotline features interviews with UM head football coach Randy Shannon, players, coaches and other UM personnel as well as other featured guests. Fans are encouraged to listen on 560 WQAM or view the show in-person at Monty's in Coconut Grove.

**The MIAMI-UNC SERIES**

- ▶ The Tar Heels hold an 8-5 edge in the all-time series between the two programs.
- ▶ UNC has won the last three meetings, including a 28-24 victory over the 'Canes in 2008 -- the last time the two teams met at Sun Life Stadium.
- ▶ Miami's last win over UNC came at the Orange Bowl in 2006 (27-7).

**A 'CANES WIN OVER THE TAR HEELS WOULD...**

- ▶ Give Miami its fourth win in its last five games.
- ▶ Give head coach Randy Shannon his first win over UNC and former coaching colleague Butch Davis.
- ▶ Give Miami its first 3-1 start in ACC play since 2005.

**The COACHES**

▶ Randy Shannon is in his fourth season as Miami's head coach and owns an overall record of 25-19. Butch Davis is in his fourth season as North Carolina's head coach and is 75-40 in 10 seasons as a head coach at the college level and 24-20 in his fourth season at UNC.

**Scouting THE TAR HEELS**

- ▶ UNC enters Saturday's game on a four-game winning streak after dropping its first two games of the 2010 season. The Tar Heels suffered back-to-back 30-24 losses to LSU and Georgia Tech to open the year, but have since rattled off wins against Rutgers, East Carolina, Clemson and Virginia the last four weekends.
- ▶ The Tar Heels' offense is directed by quarterback T.J. Yates, who has passed for 1,495 yards with 11 touchdowns and just one interception through the season's first six games. Yates ranks second in the ACC in pass efficiency (154.3) and third in passing yards per game (249.2).
- ▶ UNC's carries on the ground are split up by Johnny White and Shaun Draughn. White leads the team in carries (86), rushing yards (464) and yards per carry (5.4) while Draughn has 287 yards on 63 carries. Both backs have four rushing touchdowns.
- ▶ Five different players have double-digit receptions for the Tar Heels - led by Zack Pinalto's 30 catches. Pinalto also leads the team in receiving yards (302), while Dwight Jones (19 catches, 302 yards) and Jheranie Boyd (12 catches, 297 yards) are tied for the team-lead with three TD catches apiece.
- ▶ Defensively, Zach Brown leads the Heels with 38 total tackles (24 - UA, 14 - A). Quinton Coples and Kevin Reddick each have 37 tackles, while Coples leads the team in tackles for loss (9.0), sacks (4.5) and quarterback hurries (9). The Tar Heels defense has 11 interceptions from eight different players.
- ▶ Kicker Casey Barth has missed just one kick this year, having converted 6-of-7 field goal attempts and all 22 extra point tries coming in. Barth, who also handles kickoffs, has yet attempt a field goal longer than 37 yards in 2010. C.J. Feagles and Grant Schallock have split the punting duties this year, while Da'Norris Searcy handles punt returns (7.8 ypr) and shares kick return duties with Jheranie Boyd.

**Streak CONTINUES**

- ▶ The University of Miami's impressive streak of former players scoring touchdowns in the NFL continued this weekend as Devin Hester and Andre Johnson scored touchdowns on Sunday.
- ▶ At least one former 'Cane has now scored a touchdown every NFL week since Week 15 of the 2002 season - a span of 128 straight weeks.
- ▶ More notes on Hurricanes in the NFL can be found throughout the following pages. Updated season notes and Week 5 totals will be updated on Monday, Oct. 11

**Miami LEADS THE NATION IN TACKLES FOR LOSSES**

- ▶ Through the first seven weeks of the college football season, Miami's defense continues to lead the country in tackles for a loss per game with a 9.5 average per game. The 'Canes recorded 14 tackles for a loss in their opener against Florida A&M, 11 at No. 2 Ohio State, nine at Pitt, eight at Clemson, six against FSU and nine last weekend at Duke.
- ▶ Sean Spence leads the 'Canes with 10 tackles for a loss, while Olivier Vernon has seven, Allen Bailey has five and Micanor Regis has 4.5.






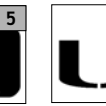
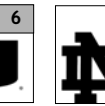
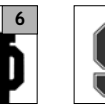



**THIS WEEK IN MIAMI FOOTBALL** (practice times subject to change)

**OCTOBER 2010**








Monday	Tuesday	Wednesday	Thursday	Friday	Saturday	Sunday
<b>18</b>	<b>19</b>	<b>20</b>	<b>21</b>	<b>22</b>	<b>23</b>	<b>24</b>
<b>PLAYERS DAY OFF</b>	<b>6:50 a.m. - PRACTICE</b> Availability at Press Conference <b>11:30 a.m.- 1:30 p.m. Weekly Press Conference</b>	<b>6:30 a.m. - PRACTICE</b> Availability at Press Conference <b>10:30 a.m. - ACC Coaches Teleconference</b>	<b>2:45 p.m. - PRACTICE</b> Coach Shannon available after	<b>WALK THRU</b> No Media Availability	<b>UNC at Miami</b>  7:30 p.m. (ESPN2)	<b>GAME RECAP with Randy Shannon</b> 11 a.m. Edgerrin James Team Meeting Room

# UACADEMICS

## 'Canes IN THE FOOTBALL ACADEMIC PROGRESS REPORT SCORES

 1	 2	 3	 4	 5	 6	 6	 8	 9	 9	 9
RUTGERS 992	AIR FORCE 988	RICE 987	NORTHWESTERN 986	DUKE 983	MIAMI 978	NOTRE DAME 978	STANFORD 976	NIU 976	OHIO STATE 976	VANDERBILT 976

► Miami's APR score in 2010 ranked 6th nationally with a score of 978. The score was the highest among all Florida institutions and second highest in the Atlantic Coast Conference.

 1	 2	 3	 4	 5	 6	 7
MIAMI 978	UCF 972	FLORIDA 971	USF 930	FLORIDA STATE 927	FAU 919	FIU 906

### 'Canes ONLY ONE IN TOP 25

► The University of Miami was recognized in May as the only school in the FBS to post a multi-year APR score in the top-10 percent as well as finish 2009 ranked in both the Coaches and the AP polls.

## 'Canes IN THE CLASS ROOM

► Of the 16 seniors on this year's squad, five have already earned degrees, while the remaining 11 are all on course to graduate either in December of 2010 or May of 2011.

► The five players that have already earned degrees include: Matt Boshier (History), Richard Gordon (Liberal Arts), Ryan Hill (Liberal Arts), Pat Hill (Marketing and Management) and Cory Nelms (Liberal Arts).


► Overall University of Miami Athletics has an 86% Graduation Success Rate (GSR), the highest GSR ever and up from 82% in 2009. 83% in 2007 was our previous high.

► In May, Miami was recognized as being the only Bowl Championship Subdivision (BCS) team among 26 schools nationally that posted a multi-year APR score in the Top 10 percent in addition to finishing the 2009 season ranked in both the USA Today Coaches poll and Associated Press poll.

► 136 University of Miami student-athletes had a 3.0 GPA or higher following the Spring 2010 semester.



MATT BOSHER



RICHARD GORDON



RYAN HILL



PAT HILL



CORY NELMS

## Shannon LEADS ALL FBS COACHES IN APR


► University of Miami head coach Randy Shannon leads all active Bowl Championship Series conference coaches with a 977 lifetime APR average, according to rankings released in May.

► Shannon's score is the third best nationally among all Football Bowl Subdivision schools, trailing only Troy Calhoun of Air Force and Ken Niumatalolo of Navy.

► The football team's 2008-09 score of 978, sixth best in the nation, will be factored into next year's coaches lifetime ratings, and will continue to boost Shannon's career mark.

► Miami was recognized in May as the only school in the FBS to post a multi-year APR score in the top-10 percent as well as finish the year ranked in both the Coaches and the AP polls.

## BCS HEAD COACHES APR TOP 10



RANDY SHANNON  
MIAMI



GREG SCHIANO  
RUTGERS



PAT FITZGERALD  
NORTHWESTERN



PAUL JOHNSON  
NAVY/GT



JOE PATERNO  
PENN STATE



MARK RICHT  
GEORGIA



JEFF TEDFORD  
CAL



URBAN MEYER  
UTAH/FLORIDA



RANDY EDSALL  
CONNECTICUT



BOBBY BOWDEN  
FLORIDA ST.

**Quick STRIKE 'CANES**

► The Hurricanes have proven to be one of the nation's most efficient teams when it comes to quick-strike scoring on offense. Already this year, Miami has 13 scores of two minutes or less through six games.

► Miami posted 20 scoring drives under two minutes in 2009, which was among the best in the nation.

Plays-Yds TOP	Result	Opponent
7-63	1:40 Hankerson 19-yd TD catch	FAMU
6-64	1:17 Hankerson 40-yd TD catch	FAMU
6-55	1:51 James 1-yd TD run	FAMU
7-19	1:58 Boshers 51-yard FG	OSU
7-60	1:37 Ford 9-yard TD catch	OSU
4-51	1:02 Hankerson 19-yard TD catch	PITT
4-43	1:26 Benjamin 10-yard TD catch	PITT
3-70	1:00 Hankerson 65-yard TD catch	CLEM
1-18	0:06 James 18-yard TD catch	CLEM
2-29	0:14 Hankerson 7-yard TD catch	CLEM
6-69	1:54 Berry 26-yard TD run	FSU
7-55	1:56 Hankerson 14-yard TD catch	DUKE
3-46	1:10 Harris 13-yard TD run	DUKE

**'Canes AMONG THE NATION'S BEST IN CREATING TURNOVERS**

► The University of Miami ranks in a tie for second nationally among BCS programs having created 18 turnovers this season.

Rank	School	Turnovers Gained
1	Oregon	22
2	Troy	21
3	Bowling Green	20
4	Hawai'i	19
	Idaho	19
	Toledo	19
7	<b>MIAMI</b>	<b>18</b>
	Michigan State	18
	Boston College	18
	Ohio State	18
	Oklahoma State	18

► Against Duke this past weekend, Miami's defense had its best performance in a decade in terms of creating turnovers. The Hurricanes tallied five interceptions and recovered two fumbles, marking the 'Canes created seven turnovers in a since doing so against Washington on Nov. 21, 2001.

**O-line HOLDING ITS GROUND**

► The Hurricanes' offensive line has been one of the league's best this season, ranking third in the ACC in allowing just eight sacks through the season's first six games.

► UM's o-line has been even more impressive as of late, allowing just one sack in UM's last two games.

► The 'Canes are only allowing 1.33 sacks per game, an improvement of over a sack per contest from last year when Miami allowed 35 sacks in 13 games (2.69 pg).

**'Canes IN THE NATIONAL RANKINGS**

► Several Hurricanes are ranked among the nation's elite statistically after seven weeks of college football:

Player	Statistic	Avg.	National Rank
Ryan Hill	Interceptions	.50	t-15th
Ray-Ray Armstrong	Interceptions	.50	t-15th
Matt Boshers	Punting	44.97	17th
Sean Spence	Tackles For Loss	1.50	t-20th
Leonard Hankerson	Receiving	92.00	18th
Travis Benjamin	Punt Returns	10.00	28th
Leonard Hankerson	Receptions	5.67	34th
Damien Berry	Rushing	89.83	38th
Sean Spence	Tackles	9.17	t-40th
Olivier Vernon	Sacks	.67	t-44th

**More THAN A COINCIDENCE**

► Junior defensive tackle Micanor Regis recorded his third career interception Saturday at Duke, returning it 22 yards for a touchdown in Miami's 28-13 win in Durham.

► Regis, who also recorded a sack and a career-high nine tackles at Duke, now has three career interceptions after recording two as a sophomore in 2009.

**Going FOR FOUR**

► Damien Berry joined elite company in Miami's win at Duke on Saturday, becoming just the fifth player since 1975 to rush for 100 yards in three straight games. He is also the only ACC player to accomplish the feat this season.

► Berry, who leads UM with 539 rushing yards this year, recorded 101 at Clemson, 101 against FSU and 111 at Duke in Miami's last three games.

► The only five players to accomplish the feat at Miami since 1975 are Willis McGahee, Edgerrin James, Clinton Portis and Frank Gore. If Berry is to run for 100 against UNC, he will join McGahee, James and Portis as the only four to reach 100 yards on the ground in four straight contests.

**Telemaque ON A ROLL**

► After not recording an interception in the first 19 games of his career, sophomore safety Vaughn Telemaque has recorded three in UM's last two games. Last week against FSU, Telemaque recorded his first career pick in the second half against the Seminoles. He followed that up this past week against Duke, recording two more in the victory.

**2010 HURRICANES RADIO NETWORK**

Miami football games can be heard throughout the state of Florida on the Hurricane Sports Network, anchored by WQAM (560 AM). The games are also broadcast in Spanish on 1450 ESPN Deportes (1450 AM).

**FLAGSHIP STATIONS**

Miami/Fort Lauderdale	WQAM (560 AM)
Miami/Fort Lauderdale	ESPN Deportes (1450 AM)
University of Miami	WVUM (90.5 FM)

**AFFILIATES**

Miami/Ft. Lauderdale	WQAM (560)
Belle Glade	WBGF (900)
	WSWN (93.5 FM)
Coco Beach	WIXC (1060)
Ft. Myers	WMYR (1410)
Fort Pierce	WPSL (1590)
Jacksonville	WJXL (1010)
Jupiter	WSTU (1450)
Kissimmee	ESPN (1080)
Key West	WKWF (1600)
Marathon	WFFG (1300)
Marco Island	WCNZ (1660)
Melbourne	WIXC (1060)
Meritt Island	WIXC (1060)
Naples	WCNZ (1660)
Orlando	ESPN (1080)
Port St. Lucie	WPSL (1590)
St. Petersburg	WMGG (1040)
	WHBO ESPN (1040)
Stuart	WSTU (1450)
Tampa	WHBO ESPN (1040)
	WWBA (820)
	WMGG (1470)
Titusville	WIXC (1060)

**MIAMI MEDIA POLICIES**

**Releases Available Via E-Mail**

Media members interested in receiving Miami football releases via e-mail should send requests to Rob Dunning (rdunning@miami.edu) and Bryan Harvey (bharvey@miami.edu).

**GAME DAY PRESS POLICIES**

Only working press will be admitted to the Sun Life Stadium press box. Seats will be issued according to the following criteria:

1. State newspapers by circulation, wire services, national publications, newspapers from opponent's area, and student newspapers from UM and opponent's schools.
2. Other daily newspapers, with preference to those that regularly cover UM.
3. Radio and television personnel not broadcasting, but considered reporting.
4. Non-daily newspapers, with preference to those which regularly cover UM.
5. Scouts. Freelance and/or non-daily writers may be asked to produce copies of actual publications in which their work has appeared. In some cases, these materials will be required as verification of the writers' status.

**Right BETWEEN THE NUMBERS**

- ▶ Miami leads the Atlantic Coast Conference in total defense and pass defense, holding its opposition to an average of 305.0 yards per game overall and 150.7 yards per game through the air.
- ▶ The Hurricanes' seven turnovers created at Duke last weekend were the most for Miami's defense since tallying seven against Washington on Nov. 24, 2001. The 'Canes picked off five passes against the Blue Devils, also marking the first time since that Washington game UM has hauled in five INTs in a game.
- ▶ The 'Canes are averaging 29.2 points per game, 392.2 yards per game and 21.7 first downs per game.
- ▶ Damien Berry is averaging 4.8 yards per carry through six games this season. Berry ranks third in the ACC and 38th nationally with a 89.8 rushing yards per game average, totaling 539 yards on 112 carries thus far. Mike James is second on the team with 165 yards on 27 carries (6.1 ypc), while Lamar Miller has 157 yards on 29 carries (5.4 ypc).
- ▶ Miami's game at Duke last weekend was its 900th game all-time (565 wins, 316 losses, 19 ties)
- ▶ Miami leads the nation in tackles for loss (9.50 pg) and ranks fourth in sacks (3.33).
- ▶ Sean Spence leads the 'Canes with 56 tackles, while Ray-Ray Armstrong leads all UM defensive backs with 35 total tackles (20-19) and Oliver Vernon (23; 15-8) leads all defensive linemen.
- ▶ Head coach Randy Shannon's 977 lifetime Academic Progress Report average leads all head coaches in Bowl Championship Series conferences and trails only Troy Calhoun of Air Force (983) and Ken Niumatalolo of Navy (978) on the national stage.
- ▶ Orlando Franklin (32 starts) and Colin McCarthy (29 starts) have the most starting experience on the 2010 roster.
- ▶ Miami is averaging 64,394 fans at Sun Life Stadium this season. 53,674 excited Hurricanes fans saw the 'Canes beat Florida A&M in the season-opener on Sept. 2, while a sell-out crowd of 75,115 were in attendance two weeks ago when FSU visited Miami Gardens.
- ▶ Graig Cooper needs 859 yards to become Miami's all-time leader in all-purpose yardage. Cooper, who has 3,535 yards after picking up 20 yards against Duke last weekend, is currently fourth in UM history behind Edgerin James (3,590), Ottis Anderson (4,265) and leader Santana Moss (4,394).
- ▶ The 'Canes have 12 interceptions through six games after collecting just nine in 13 games last season.
- ▶ Thirty-two former 'Canes playing in the NFL last season have earned their degree from the University of Miami.
- ▶ Six Hurricanes are ranked among the Top 150 NFL prospects according to Scouts Inc.'s Todd McShay on ESPN.com. Allen Bailey, Orlando Franklin, Brandon Harris, Graig Cooper, Colin McCarthy and Leonard Hankerson are listed, while Matt Bosher and DeMarcus Van Dyke were also rated but outside of the Top 150.
- ▶ Eleven former Hurricanes were selected to the 2010 NFL Pro Bowl earlier this year, easily the most of any school in the country. Antrel Rolle, Ray Lewis, Ed Reed, Jon Beason, Andre Johnson, Reggie Wayne, Bryant McKinnie, Vince Wilfork, Brandon Meriweather, Jonathan Vilma and Frank Gore all represented the U at the sports' all-star game.
- ▶ Miami has had 11 more first round draft picks than any other school in the country all-time. The 'Canes have had 46 first-rounders, while Ohio State is second with 35 and Florida is third with 32.

**ASSOCIATED PRESS TOP 25**  
Oct. 17, 2010

No	Team	Record	Pts.
1	Oregon (39)	6-0	1471
2	Boise State (15)	6-0	1433
3	Oklahoma (3)	6-0	1355
4	TCU (3)	7-0	1340
5	Auburn	7-0	1279
6	LSU	7-0	1132
7	Alabama	6-1	1121
8	Michigan State	7-0	1062
9	Utah	6-0	1019
10	Wisconsin	6-1	920
11	Ohio State	6-1	895
12	Stanford	5-1	828
13	Iowa	5-1	768
14	Nebraska	5-1	684
15	Arizona	5-1	619
16	Florida State	6-1	615
17	Oklahoma State	6-0	575
18	Missouri	6-0	552
19	South Carolina	4-2	372
20	West Virginia	5-1	346
21	Arkansas	4-2	343
22	Texas	4-2	267
23	Virginia Tech	5-2	122
24	Mississippi State	5-2	111
25	Miami	4-2	85

**ARV:** USC 80, Kansas 40, Nevada 19, North Carolina 8, Northwestern 8, Hawaii 8, Michigan 7, Georgia Tech 5, Oregon State 3, North Carolina State 2, Baylor 2, East Carolina 1, Air Force 1, Kentucky 1, Washington 1

**USA TODAY COACHES' TOP 25**  
Oct. 17, 2010

No	Team	Record	Pts.
1	Oregon (42)	6-0	1452
2	Boise State (11)	6-0	1385
3	Oklahoma (4)	6-0	1334
4	TCU (1)	7-0	1300
5	Auburn (1)	7-0	1238
6	LSU	7-0	1132
7	Alabama	6-1	1085
8	Michigan State	7-0	1037
9	Utah	6-0	1004
10	Ohio State	6-1	936
11	Wisconsin	6-1	867
12	Iowa	5-1	785
13	Nebraska	5-1	768
14	Stanford	5-1	689
15	Oklahoma State	6-0	659
16	Missouri	6-0	640
17	Florida State	6-1	608
18	Arizona	5-1	494
19	West Virginia	5-1	323
20	South Carolina	4-2	284
21	Arkansas	4-2	274
22	Texas	4-2	256
23	Virginia Tech	5-2	165
24	Mississippi State	5-2	133
25	Miami	4-2	127

**ARV:** Northwestern 60, Kansas State 53, Nevada 28, Michigan 23, Hawaii 9, North Carolina 8, Georgia Tech 6, Air Force 5, East Carolina 4, Baylor 3, Navy 1

**HARRIS INTERACTIVE POLL**  
Oct. 17, 2010

No	Team	Record	Pts.
1	Oregon (77)	6-0	2774
2	Boise State (29)	6-0	2685
3	TCU (3)	7-0	2516
4	Oklahoma (4)	6-0	2486
5	Auburn	7-0	2410
6	LSU	7-0	2164
7	Alabama	6-1	2092
8	Michigan State	7-0	1964
9	Utah	6-0	1925
10	Ohio State	6-1	1761
11	Wisconsin	6-1	1646
12	Iowa	5-1	1511
13	Stanford	5-1	1455
14	Nebraska	5-1	1322
15	Oklahoma State	6-0	1247
16	Missouri	6-0	1196
17	Florida State	6-1	1124
18	Arizona	5-1	1037
19	West Virginia	5-1	663
20	Arkansas	4-2	579
21	South Carolina	4-2	576
22	Texas	4-2	397
23	Virginia Tech	5-2	242
24	MIAMI	4-2	213
25	Kansas State	5-1	143
25	Nevada	6-1	143

**ARV (10 or more pts.):** Mississippi State(5-2) 129; Michigan(5-2) 64; Northwestern(5-1) 57; Florida(4-3) 46; Air Force(5-2) 30; Oregon State(3-3) 27; North Carolina(4-2) 22; Hawaii(5-2) 21; Georgia Tech(5-2) 19; North Carolina State(5-2) 19; Baylor(5-2) 12

**2010 CAPTAINS**


► For the first time under head coach Randy Shannon, more than three players have been selected as team captains. The 2010 captains for Miami are Jacory Harris, Matt Boshier, Colin McCarthy, Pat Hill, Leonard Hankerson and Allen Bailey.



ALLEN BAILEY



MATT BOSHER




LEONARD HANKERSON



JACORY HARRIS



PAT HILL



COLIN MCCARTHY

**Hankerson AMONG THE BEST THIS DECADE**

► Senior wide receiver Leonard Hankerson had one of the best seasons in recent memory for a pass catcher at the U in 2009. He is off to another impressive start in 2010, ranking among the nation's elite in receiving.

► His 801 receiving yards last year were the 10th most in school history and the most since Andre Johnson recorded 1,092 yards in 2002.

► Hankerson has caught a pass in 19 straight games and leads the 'Canes in catches (34), yards (540) and receiving touchdowns (7) through six games this season. Hankerson had his first multi-TD game of his career in the 'Canes opener against FAMU, before hauling in a career-best and UM record-tying three against Clemson on Oct. 2.

► Against Duke, Hankerson moved into sole possession of sixth place all-time in UM history in career touchdown catches with 16.

► With a career-best 147 yards receiving yards at Clemson earlier this year, Hankerson recorded his third career 100-yard receiving game. He nearly reached the 100-yard mark at No. 2 Ohio State earlier in the season, catching seven balls for 90 yards versus the Buckeyes.

**TOP 10 SINGLE SEASON RECEIVING TOTALS IN UM HISTORY**

Rank		Receiving Yards
1	Eddie Brown (1984)	1,114
2	Andre Johnson (2002)	1,092
3	Wesley Carroll (1990)	952
4	Santana Moss (1999)	899
5	Andre Johnson (2001)	881
6	Michael Irvin (1986)	868
7	Willie Smith (1984)	852
8	Michael Irvin (1985)	840
9	Dale Dawkins (1989)	833
10	<b>Leonard Hankerson (2009)</b>	<b>801</b>

**TOP 10 CAREER RECEIVING TOUCHDOWNS IN UM HISTORY**

Rank		Receiving TDs
1	Michael Irvin (1985-87)	26
2	Lamar Thomas (1989-92)	23
3	Reggie Wayne (1997-2000)	20
	Andre Johnson (2000-02)	20
5	Santana Moss (1997-2000)	19
6	<b>Leonard Hankerson (2007-pr.)</b>	<b>16</b>
7	Brian Blades (1984-87)	15
8	Eddie Brown (1983-84)	14
9	James Cox (1965-67)	12
	Bubba Franks (1997-99)	12

**HANKERSON'S 2010 GAME-BY-GAME STATS**

Game		Rec	Yards	TD
1	FLORIDA A&M	6	115	2
2	at No. 2 Ohio State	7	90	0
3	at Pittsburgh	3	36	1
4	at Clemson	7	147	3
5	No. 23 FLORIDA STATE	5	72	0
6	at Duke	6	80	1
<b>TOTALS</b>		<b>34</b>	<b>540</b>	<b>7</b>

**Notes FROM THE DUKE GAME**

► Miami's 448 total yards of offense against the Blue Devils were the most for the 'Canes this season and the most since recording 496 yards against Duke last year in Miami.

► With four catches in the first half, Hankerson extended his consecutive games with a catch streak to 19. Hankerson also improved on his team-leading touchdown total, recording his seventh TD this season with a 14-yard touchdown reception in the second quarter.

► The Hurricanes, who entered the game leading the nation in tackles for loss per game (9.5), tallied 9.0 Saturday against the Blue Devils.

► Junior quarterback Jacory Harris recorded a rushing touchdown for the second straight game. A week after running for a 3-yard score against FSU, Harris scored on a 13-yard run in the second quarter of the Duke game. Harris now has five rushing touchdowns in his career, including two against the Blue Devils.

► Freshman linebacker Kelvin Cain made his first career start at middle linebacker against the Blue Devils. Cain, who also forced his first career fumble in the first half, finished the contest with 9 tackles.

► Ryan Hill (10) and Micanor Regis (9) recorded their season-highs in tackles in the win.

**MIAMI ALL-TIME VS. UNC**

► The following is a list of UM's all-time highs against North Carolina in the 13-game history between the two schools:

**Rushing Yards**

195 - Tyrone Moss, 2005  
 119 - Eddie Johns, 1960  
 111 - Javarris James, 2006  
 110 - Graig Cooper, 2008  
 90 - Jim Vollenweider, 1961

**Rushing Attempts**

24 - Tyrone Moss, 2005  
 19 - Graig Cooper, 2008  
 16 - Javarris James, 2006  
 15 - Graig Cooper, 2009  
 14 - John Varone, 1957

**Rushing Touchdowns**

2 - Tyrone Moss, 2005  
 1 - 13 different times

**Receiving Yards**

110 - Darnell Jenkins, 2007  
 95 - Greg Olsen, 2006  
 92 - Leonard Hankerson, 2009  
 80 - Sam Shields, 2007  
 78 - John Varone, 1957

**Receptions**

8 - Greg Olsen, 2006  
 7 - Leonard Hankerson, 2009  
 7 - Graig Cooper, 2009  
 7 - Frank McDonald, 1952  
 7 - John Varone, 1957

**Receiving Touchdowns**

1 - 13 different times

**Passing Yards**

338 - Brock Berlin, 2004  
 319 - Jacory Harris, 2009  
 302 - Kyle Wright, 2007  
 191 - George Mira, 1963  
 174 - Don James, 1952

**Pass Attempts**

50 - Jacory Harris, 2009  
 35 - Brock Berlin, 2004  
 33 - Kyle Wright, 2007  
 32 - Kyle Wright, 2006  
 31 - Don James, 1952

**Pass Completions**

28 - Jacory Harris, 2009  
 20 - Brock Berlin, 2004  
 18 - Robert Marve, 2008  
 17 - Don James, 1952  
 17 - Kyle Wright, 2007

**Passing Touchdowns**

3 - Robert Marve, 2008  
 2 - George Mira, 1963  
 2 - Brock Berlin, 2004  
 2 - Kyle Wright, 2007

**Team Bests**

**Total Offense:** 435 - 2009  
**Rushing Yards:** 323 - 1960  
**Rushing Attempts:** 61 - 1960  
**Passing Yards:** 338 - 2004  
**Pass Attempts:** 51 - 2009  
**Pass Completions:** 28 - 2009

**Miami VERSUS THE STATE OF NORTH CAROLINA**

► The University of Miami is 36-19-1 all-time versus teams from the state of North Carolina. Since UM joined the Atlantic Coast Conference in 2004, the Hurricanes are 12-5 against teams from the Tar Heel State.

► Before Miami joined the ACC, the 'Canes rarely faced teams from North Carolina, playing just four games against N.C. teams from the time Dennis Erickson took over the program in 1989 to the team's last year in the BIG EAST in 2003. Over that 15-year span, UM faced East Carolina three times and NC State once.

**UM's Last 19 Meetings Versus N.C. Teams**

Oct. 16, 2010	at Duke	W	28-13	Wallace Wade Stadium
Nov. 21, 2009	Duke	W	34-16	Sun Life Stadium
Nov. 14, 2009	at North Carolina	L	24-33	Kenan Stadium
Oct. 31, 2009	at Wake Forest	W	28-27	BB&T Field
Nov. 29, 2008	at NC State	L	28-38	Carter-Finley Stadium
Oct. 25, 2008	Wake Forest	W	16-10	Dolphin Stadium
Oct. 18, 2008	at Duke	W	49-31	Wallace Wade Stadium
Sept. 27, 2008	North Carolina	L	24-28	Dolphin Stadium
Nov. 3, 2007	NC State	L	16-19 (OT)	Orange Bowl
Oct. 6, 2007	at North Carolina	L	27-33	Kenan Stadium
Sept. 29, 2007	Duke	W	24-14	Orange Bowl
Oct. 21, 2006	at Duke	W	20-15	Wallace Wade Stadium
Oct. 7, 2006	North Carolina	W	27-7	Orange Bowl
Nov. 12, 2005	at Wake Forest	W	47-14	Groves Stadium
Oct. 29, 2005	North Carolina	W	34-16	Orange Bowl
Oct. 8, 2005	Duke	W	52-7	Orange Bowl
Nov. 20, 2004	Wake Forest	W	52-7	Orange Bowl
Oct. 30, 2004	at North Carolina	L	28-31	Kenan Stadium
Oct. 23, 2004	at NC State	W	45-31	Carter-Finley Stadium

**Bailey LISTED AS ELITE NFL PROSPECT**

► Draft guru Mel Kiper Jr. released his latest Big Board on ESPN.com last month and University of Miami senior defensive lineman Allen Bailey was listed as the No. 11 overall prospect for the 2011 NFL Draft.

► Bailey, who has 19 tackles, 4.0 tackles for a loss and one sack this year, is ranked sixth among all defensive players on the board.

► In addition to Kiper's belief that Bailey should be a first round selection, he also recognizes linebacker Colin McCarthy and kicker/punter Matt Bosher as top senior prospects at their respective positions.

**Young 'CANES**

► 22 student-athletes made their first appearances as Hurricanes this season:

- LB Kelvin Cain (Fr.)
- RB Eduardo Clements (Fr.)
- TE Asante Cleveland (Fr.)
- LB Tyrone Cornileus (Fr.)
- DL Dyron Dye (R-Fr.)
- TE Chase Ford (Jr. - JUCO Transfer)
- LB James Gaines (Fr.)
- DB Nathan Gholston (Soph.)
- LB Shayon Green (R-Fr.)
- RB Maurice Hagens (Fr.)
- OL Seantrel Henderson (Fr.)
- WR Allen Hurns (Fr.)
- OL Jermaine Johnson (R-Fr.)
- RB Storm Johnson (Fr.)
- OL Brandon Linder (Fr.)
- RB Lamar Miller (R-Fr.)
- DL Luther Robinson (R-Fr.)
- DB Kacy Rodgers (Fr.)
- TE Billy Sanders (R-Fr.)
- OL Jared Wheeler (R-Fr.)
- QB Spencer Whipple (Jr.)
- OL Cory White (R-Fr.)

► Three players made their first career starts against FAMU in the season opener: Brandon McGee, Ben Jones and Tyler Horn. Offensive lineman Seantrel Henderson made his first career start at Clemson, while linebacker Kelvin Cain made his first start at Duke this past weekend.

**Pass CATCHER U**

- ▶ As of Oct. 19, eight former 'Canes rank in the Top 100 in receiving yards this season in the NFL.
- ▶ Miami has three former players currently ranked in the Top 10 in the NFL in receiving yards.
- ▶ Reggie Wayne ranks second in the league with 602 yards, while Andre Johnson is seventh (488) and Santana Moss is ninth (485).

NFL Rank	Rec	Yards	Avg.	TD
2 Reggie Wayne	45	602	13.4	2
7 Andre Johnson	32	488	15.3	2
9 Santana Moss	37	485	13.1	1
46 Frank Gore	33	284	8.6	2
58 Kellen Winslow	24	257	10.7	0
59 Jeremy Shockey	25	247	9.9	2
67 Roscoe Parrish	14	217	15.5	1
93 Greg Olsen	15	179	11.9	2

**Comparison: MIAMI AND UNC**

▶ Here is a quick look at the match-ups you will see when the 'Canes and Tar Heels square off on Saturday at Sun Life Stadium.

MIAMI			UNC		
Offense	Avg	NCAA Rank	Defense	Avg	NCAA Rank
Total	392.17	56	Total	332.00	33
Rushing	159.83	49	Rushing	154.50	69
Passing	232.33	53	Passing	177.50	22
Defense	Avg	NCAA Rank	Offense	Avg	NCAA Rank
Total	305.00	21	Total	376.83	63
Rushing	154.33	68	Rushing	154.50	69
Passing	150.67	4	Passing	177.50	22
Net Punting Avg	NCAA Rank	PR	Avg	NCAA Rank	
Average	39.76	17	Average	9.60	43
PR	Avg	NCAA Rank	Net Punting Avg	NCAA Rank	
Average	8.92	49	Average	29.69	118

**ACC PLAYERS OF THE WEEK (OCT. 18)**

- ▶ University of Miami sophomores Vaughn Telemaque and Brandon Washington earned Atlantic Coast Conference Player of the Week honors this week, as announced by the league office on Monday. Washington earned offensive lineman honors while Telemaque garnered defensive back honors after their performances in Miami's 28-13 win at Duke on Saturday.
- ▶ Telemaque had two interceptions to lead a Miami defense that forced five interceptions and two fumbles in the win over the Blue Devils. Telemaque also had six tackles for the UM defense, which is tied for second nationally in turnovers gained among BCS schools. It is the ninth time this season that an ACC player has claimed multiple interceptions in a single game. On the year, Telemaque has 29 tackles, three interceptions and a fumble recovery.
- ▶ Washington anchored a Miami offense that recorded a season-best 448 yards and did not allow a sack in a 28-13 win at Duke. As the Hurricanes' starting right guard, Washington graded out at 97 percent while recording seven pancake blocks against the Blue Devils.

**McCARTHY'S SUCCESS CARRYING OVER**

- ▶ Senior linebacker Colin McCarthy has picked up right where he left off last season, when he averaged 8.1 yards per carry over UM's last seven games. Now in the middle, McCarthy is third on the team with 35 tackles through six games, recording five against FAMU, 11 on the road at No. 2 Ohio State, five at Pitt, six at Clemson and eight two weeks ago against No. 23 FSU.
- ▶ McCarthy is the most experienced Hurricane defender, having played in 42 and started 29 games in his career. Heading into the Duke game, he has a team-best 232 career tackles.

**Feat FIRST**

- ▶ For the first time in school history, the University of Miami recorded a punt return for a touchdown and a kick return for a touchdown in the same game. Two weeks back at Ohio State, Lamar Miller returned a kickoff 88 yards for a touchdown in the first quarter before Travis Benjamin followed Miller's return with a 79- yard punt return for a touchdown with 3:04 left in the first half.
- ▶ The last time, a Miami player returned a kickoff for a touchdown was Devin Hester at NC State on Oct. 23, 2004. Hester's return went for 100 yards. Benjamin's punt return of 79 yards tied for the 10th longest in school history. It also was his first career punt return for a touchdown and the first for Miami since Thearon Collier's 60-yard punt return last season against Virginia.
- ▶ The returns also marked the first time in OSU history that an opponent scored on a punt return and a kick return in the same game against the Buckeyes.



**Hurricane GAMEDAY**

▶ A brand new season of Hurricane Gameday kicked off in August on CSS. Hurricane Gameday has moved into a brand new studio with the longtime trio of Joe Zagacki, Don Bailey Jr. and head coach Randy Shannon.

▶ The show has undergone an overhaul, including a brand new set and graphics package... but the biggest change is the Unlimited Access fans will get to the Miami program. Throughout the 2010 season, Hurricane Gameday will run regular "Unlimited Access" features that will take fans behind the scenes with their favorite football team.

▶ In the season-opening show, fans heard Coach Shannon mic'd up at a scrimmage for the very first time. The exclusive access shows Shannon working with his beloved special teams units during the first scrimmage of training camp. We also sent the cameras with the team on a trip to the movies during one of the lighter moments in camp. Throughout the season, Hurricane Gameday will also bring fans exclusive footage in the weight room with Coach Andreu Swasey, in the locker room on gameday and much, much more.

▶ The CSS network covers 6.4 million homes in the Southeast, including Florida markets Miami, Ft. Lauderdale, West Palm Beach, Jacksonville, Sarasota, Tallahassee, Panama City and Lake County. CSS will air Hurricane Gameday on Thursdays and Saturdays throughout the season.

▶ Upcoming show airings are below.

**Schedule**

**Show 7 - North Carolina Preview**

Thursday, Oct. 21 at 5:30 p.m.

Saturday, Oct. 23 at 10:30 a.m.

**Show 8 - Virginia Preview**

Thursday, Oct. 28 at 5:30 p.m.

Saturday, Oct. 30 at 10:30 a.m.

**Scoring DRIVES FOR MIAMI IN 2010**

▶ Here is a look at every scoring drive for the 'Canes this season:

Play	Opp	Time
J. Harris to Hankerson for 19 yards (TD)	FAMU	1:40
J. Harris to Hankerson for 40 yards (TD)	FAMU	1:17
J. Harris to Berry for 32 yards (TD)	FAMU	3:20
R. Armstrong interception return for 22 yards (TD)	FAMU	--
M. James rush for 1 yard (TD)	FAMU	1:51
L. Miller rush for 5 yards (TD)	FAMU	2:29
Bosher 24-yard field goal (FG)	FAMU	5:59
Miller kick return for 88 yards (TD)	OSU	0:20
Bosher 51-yard field goal (FG)	OSU	2:04
Benjamin 79-yard punt return (TD)	OSU	--
J. Harris to Ford for 9 yards (TD)	OSU	1:46
Berry rush for 1 yard (TD)	PITT	3:25
Bosher 28-yard field goal (TD)	PITT	4:50
J. Harris to Hankerson for 19 yards (TD)	PITT	1:02
J. Harris to Benjamin for 10 yards (TD)	PITT	1:26
Miller 1-yard run (TD)	PITT	2:52
J. Harris to Hankerson for 22 yards (TD)	CLEMSON	3:06
J. Harris to Hankerson for 65 yards (TD)	CLEMSON	1:07
J. Harris to M. James for 18 yards (TD)	CLEMSON	0:10
J. Harris to Hankerson for 7 yards (TD)	CLEMSON	0:20
Bosher 29-yard field goal (FG)	CLEMSON	5:48
J. Harris rush for 3 yards (TD)	FSU	3:32
Berry rush for 26 yards (TD)	FSU	1:54
Bosher 36-yard field goal (FG)	FSU	3:02
J. Harris to Hankerson for 14 yards (TD)	DUKE	1:49
J. Harris rush for 13 yards (TD)	DUKE	0:30
M. Regis 22-yard interceptions return (TD)	DUKE	--
D. Berry rush for 1 yard (TD)	DUKE	3:42

**Big PLAY TRACKER**

▶ Here is a look at every play that resulted in a gain of 25 yards or more for the 'Canes on offense this season:

Play	Opp	Yards
J. Harris to Hankerson(TD)	FAMU	40
J. Harris to Berry (TD)	FAMU	32
Berry rush (1st down)	FAMU	25
Miller kick return (TD)	OSU	88
J. Harris to Hankerson (1st down)	OSU	25
T. Benjamin punt return (TD)	OSU	79
Berry rush over left end (1st down)	OSU	42
Miller rush up middle (1st down)	OSU	25
J. Harris to Benjamin (1st down)	PITT	39
Berry Rush (1st down)	PITT	27
Berry Rush (1st down)	CLEMSON	33
J. Harris to Hankerson (TD)	CLEMSON	65
J. Harris rush (1st down)	FSU	29
J. Harris to Benjamin (1st down)	FSU	31
Berry rush (1st down)	FSU	26
J. Harris to Benjamin (1st down)	DUKE	37
J. Harris to Hankerson (1st down)	DUKE	33
M. James rush (1st down)	DUKE	32

**NFL U**

▶ Miami trails only Texas for the most players on active rosters in the NFL this season (*list according to the NFL*):

**COLLEGES WITH MOST PLAYERS IN THE NFL IN 2010**

COLLEGE	PLAYERS
Texas	40
<b>Miami</b>	<b>38</b>
Southern California	36
Louisiana State	35
Ohio State	34
Florida	33
Georgia	33
Tennessee	33
California	31

**Talent IN SOUTH FLORIDA**

▶ The University of Miami's football roster is loaded with student-athletes from Florida and more specifically, South Florida.

▶ The same can be said for rosters in the NFL, where Miami ranks second to only Houston for having the most players from their city.

**Cities WITH MOST NFL PLAYERS**

Houston	24
Miami	22
Los Angeles	20
Detroit	15
New Orleans	15

**States WITH MOST NFL PLAYERS**

California	211
Texas	181
Florida	177
Ohio	85
Georgia	80

**Miami OWNS NATION'S SECOND BEST MARK SINCE 1983**

▶ The University of Miami owns the nation's second-best record going back to the 1983 season, the year Miami won its first ever national championship under coach Howard Schnellenberger. Miami (.786) trails only Nebraska (.788) in winning percentage since that year.

**BEST WINNING % SINCE 1983**

	Wins	Losses	Ties	Winning %
Nebraska	266	71	1	.788
<b>Miami</b>	<b>261</b>	<b>71</b>	<b>0</b>	<b>.786</b>
Florida State	259	71	1	.784
Florida	254	77	4	.764
Ohio State	251	80	5	.754

**Miami HOPES TO DELIVER DREAMS WITH NEW ONLINE SHOP**

▶ Dreams, Inc. (NYSE Amex: DRJ), a vertically integrated leader in the licensed sports products industry, announced that it has signed an agreement with the University of Miami Athletics to re-launch the Hurricanes on-line fan shop (URL - ShopMiamiHurricanes.com).

▶ The multi-year deal marks the second alliance for Dreams with top-tier college athletics, following on the recent announcement regarding the University of Texas Longhorns.

**Spence OF OLD**

▶ Junior linebacker Sean Spence is off to one of the best starts for a UM defender in recent memory this year. The Miami native and Northwestern High School graduate leads the team in total tackles (56), solo tackles (29), unassisted tackles (27) and tackles for loss (10.0) through six games.

▶ After recording 65 tackles and 9.5 tackles for loss as a freshman in 2008, Spence was slowed by injury last year as a sophomore, recording just 36 tackles and 6.5 tackles for loss in 10 games. Through six games this year, Spence is averaging 9.3 tackles per game - a pace that would give him well over 100 if he continues at the same rate.

**Jacory MOVING UP TD CHART**

▶ Junior quarterback Jacory Harris continues to climb up the University of Miami's career touchdown passes list.

▶ He moved into a tie for fourth place all-time last weekend against Duke when he threw a touchdown pass to Leonard Hankerson in the first half of the Duke game. He now needs just one more to tie Vinny Testaverde and Steve Walsh for second all-time in school history.

**TOP 10 CAREER TOUCHDOWN PASSES IN UM HISTORY**

Rank		TDs
1	Ken Dorsey (1999-02)	86
2t	Vinny Testaverde (1982-86)	48
	Steve Walsh (1986-88)	48
<b>4t</b>	<b>Jacory Harris (2008-pr.)</b>	<b>47</b>
	Gino Torretta (1989-92)	47
	Craig Erickson (1987-90)	46
7	Ryan Clement (1994-97)	43
8	Bernie Kosar (1983-84)	40
9	Kyle Wright (2004-07)	38
10	Brock Berlin (2003-04)	34

**Hankerson NAMED NATIONAL WR OF THE WEEK**

▶ University of Miami football senior Leonard Hankerson was named National Wide Receiver of the Week by the College Football Performance Awards after his performance against Clemson three weeks ago in Death Valley. Hankerson had arguably the best game of his career against the Tigers, catching seven passes for 147 yards and a career-best three touchdowns in Miami's 30-21 win.

▶ Hankerson's three receiving touchdowns was not only a personal best, but it tied a UM single game record. The last player to accomplish the feat was Santana Moss against Rutgers in 1998.

**100 YARDS ON THE GROUND**

► Here is a list of the University of Miami's all-time 100-yard rushing performances:

**CONSECUTIVE 100-YARD RUSHING GAMES (SINCE 1975)**

Player	No.	Year
Willis McGahee	6	2002
Edgerrin James	6	1998
Clinton Portis	6	2001
Clinton Portis	4	1999
Willis McGahee	4	2002
<b>Damien Berry</b>	<b>3</b>	<b>2010</b>
Frank Gore	3	2003

**MOST 100-YARD RUSHING GAMES (SINCE 1975)**

Player	No.	Years
Edgerrin James	15	1995-98
Clinton Portis	14	1999-2001
Ottis Anderson	13	1976-78
James Jackson	11	1997-2000
Willis McGahee	10	2002
Frank Gore	8	2001, 2003-04
Tyrone Moss	7	2003-2006
<b>Graig Cooper</b>	<b>6</b>	<b>2007-present</b>
Stephen McGuire	6	1989-91
Javarris James	5	2006-2009
Danyell Ferguson	5	1995-96
Alonzo Highsmith	5	1984
<b>Damien Berry</b>	<b>4</b>	<b>2007-present</b>
James Stewart	4	1993-94
Leonard Conley	4	1987-90
Jarrett Payton	3	2003
Dyral McMillian	3	1996
Warren Williams	3	1985-87
Melvin Bratton	3	1984-87
Derron Thomas	1	2005-08
Donnell Bennett	1	1993
Larry Jones	1	1993
Alex Johnson	1	1989
Albert Bentley	1	1983
Speedy Neal	1	1982
Lorenzo Roan	1	1980
Ken McMillian	1	1978
Taylor Timmons	1	1977
Chris Hobbs	1	1977

**University OF MIAMI CELEBRATES NEW TOP RANKING**

► The U.S. News and World Report released their official rankings of the top colleges and universities in the nation for 2011. Coming in at number 47 was the University of Miami, which claimed the honor of the top-ranked school in the state of Florida.

► This was the first time that UM had been named a Top 50 institution, part of a nine-year span which has seen the school jump 20 spots in the rankings.

► The Hurricanes were among seven Atlantic Coast Conference schools ranked among the Top 50 – the most Football Bowl Subdivision schools for any conference. ACC members joining Miami among the national leaders are: Duke, Virginia, Wake Forest, North Carolina, Boston College and Georgia Tech.

► Ranking criteria included peer assessment, graduation and retention rates, faculty resources, student selectivity, and giving by alumni.

► The editors of U.S. News & World Report have ranked the nation's top universities and colleges for the past 27 years. The 2011 edition of "America's Best Colleges" hit newsstands on August 31, and the rankings can be viewed on the magazine's website at [www.usnews.com](http://www.usnews.com).

**ESPN: 15 OF TOP 200 PLAYERS IN THE NFL ARE 'CANES**

► The UM pipeline to NFL stardom is no surprise to anyone that follows the sport as it continues to grow. At the beginning of training camps, 51 UM players were working out with NFL teams. ESPN.com and Scouts Inc. put together a list of the 200 best players in the NFL and Miami had an impressive 15 representatives:

- |   |  |
|---|--|
| 2. Andre Johnson - Houston Texans         | 111. Vernon Carey - Miami Dolphins       |
| 14. Ed Reed - Baltimore Ravens            | 119. Ray Lewis - Baltimore Ravens        |
| 32. Reggie Wayne - Indianapolis Colts     | 140. Eric Winston - Houston Texans       |
| 36. Vince Wilfork - New England Patriots  | 148. Jonathan Vilma - New Orleans Saints |
| 42. Jon Beason - Carolina Panthers        | 162. Brandon Meriweather - New England   |
| 58. Frank Gore - San Francisco 49ers      | 196. Calais Campbell - Arizona Cardinals |
| 72. DJ Williams - Denver Broncos          | 200. Devin Hester - Chicago Bears        |
| 91. Kellen Winslow - Tampa Bay Buccaneers |  |

**'Canes PREDICTED SECOND IN COASTAL**

► Miami was voted to finish second in the ACC Coastal Division by media members at the 2010 ACC Football Kickoff earlier this fall. After finishing the season 9-4 (5-3 ACC) and advancing to the Champs Sports Bowl in Orlando, the Hurricanes picked up 444 points from members of the working media, while collecting 20 first place votes within the Coastal Division.

► Virginia Tech was predicted on 50 ballots to win its fourth ACC crown. Florida State finished second with 26 votes, followed by Miami (10), Georgia Tech (8), Boston College (2) and North Carolina (2). The Hokies were also tabbed to win the ACC's Coastal Division, earning 532 points and 62 first-place votes.

► Miami followed in second place (444 points, 20 first-place votes); Georgia Tech was third (408); North Carolina fourth (379); fifth was Duke (169); and Virginia (126) rounded out the six-team Coastal Division.

**Skill POSITION DEPTH**

► As was the case last season, this year's University of Miami team is one of the deepest teams in the country at the running back and wide receiver positions.

**Running Backs**

- Damien Berry (6-0, 215)
- Graig Cooper (6-0, 205)
- Lamar Miller (5-11, 210)
- Mike James (6-0, 217)
- Storm Johnson (6-0, 218)

**Receivers**

- Leonard Hankerson (6-3, 205)
- Travis Benjamin (5-11, 176)
- LaRon Byrd (6-4, 215)
- Aldarius Johnson (6-3, 200)
- Tommy Streater (6-5, 210)
- Kendal Thompkins (5-10, 182)

► Late last season, the 'Canes were the only team in the country to boast three 400-yard rushers and seven 200-yard receivers.

**Miami TEAM LEADERS**

► Here is list of Miami's statistical team leaders through three games this season:

<b>Passing Yards</b>	Jacory Harris	1344
<b>Rushing Yards</b>	Damien Berry	539
<b>Receiving Yards</b>	Leonard Hankerson	540
<b>Receptions</b>	Leonard Hankerson	34
<b>Punt Return Yards</b>	Travis Benjamin	100
<b>Kick Return Yards</b>	Lamar Miller	167
<b>Total Touchdowns</b>	Leonard Hankerson	7
<b>Scoring</b>	Leonard Hankerson	42
<b>All-Purpose Yards</b>	Damien Berry	617
<b>Solo Tackles</b>	Sean Spence	29
<b>Total Tackles</b>	Sean Spence	56
<b>Tackles for a loss</b>	Sean Spence	10.0
<b>Sacks</b>	Olivier Vernon	4.0
<b>Interceptions</b>	Hill, Telemaque	3
<b>Pass breakups</b>	Hill, Spence	3
<b>Fumbles recovered</b>	Five players	1
<b>Fumbles forced</b>	Four players	1

**Hurricanes IN THE ACC IN 2010**

► The following is a list of where UM ranks as a team and individually in the Atlantic Coast Conference this season:

Team	Rank	Player	Rank
Scoring Offense	6th (29.2)	<b>Jacory Harris</b>	
Scoring Defense	4th (19.7)	Passing Avg.	4th (224.0)
Pass Offense	5th (232.3)	Passing Efficiency	7th (117.6)
Pass Defense	1st (150.7)	Total Offense	5th (229.2)
Rush Offense	6th (159.8)	<b>Damien Berry</b>	
Rush Defense	8th (154.3)	Rushing	3rd (89.8)
Total Offense	6th (392.2)	All-Purpose	7th (102.8)
Total Defense	1st (305.0)	<b>Leonard Hankerson</b>	
Kickoff Coverage	7th (42.0)	Receiving Yards	2nd (90.0)
Kickoff Returns	7th (20.3)	Scoring	10th (7.0)
Punting	3rd (39.8)	Receptions	3rd (5.67)
Punt Return Avg.	8th (8.9)	Scoring TDs	4th (7.0)
Turnover Margin	t-2nd (0.83)	<b>Matt Boshier</b>	
First Downs	t-5th (130)	Punting	1st (45.0)
Opponent 1st Downs	1st (96)	Field Goals	9th (0.83)
Red Zone Offense	11th (73.1)	Scoring (Kick)	8th (6.2)
Red Zone Defense	3rd (73.1)	<b>Travis Benjamin</b>	
Sacks By	3rd (20)	Punt Return Avg.	5th (10.0)
Sacks Against	3rd (8)	<b>Sean Spence</b>	
Penalties	12th (72.2)	Tackles	4th (9.2)
Opponent Penalties	11th (45.5)	Tackles for Loss	t-5th (1.50)
Pass Def. Efficiency	1st (86.9)	<b>Colin McCarthy</b>	
3rd Down Conv.	7th (38.4)	Tackles	10th (7.2)
Opp. 3rd Down Conv.	4th (35.8)	<b>Ray-Ray Armstrong</b>	
4th Down Conv.	12th (20.0)	Tackles	16th (6.5)
Opp. 4th Down Conv.	1st (33.3)	<b>Ryan Hill</b>	
Field Goals	11th (.625)	Interceptions	t-2nd (0.50)
PAT Kicking	12th (.957)	<b>Vaughn Telemaque</b>	
Time of Possession	11th (27:46)	Interceptions	t-2nd (0.50)
		<b>Olivier Vernon</b>	
		Sacks	7th (.67)
		<b>Andrew Smith</b>	
		Sacks	8th (.60)

**Coaches AT THEIR ALMA MATERS**

- Miami's Randy Shannon is one of 16 head coaches working at their alma mater this season.
- Shannon matched up with Pitt's Dave Wannstedt and later this year will meet Virginia Tech's Frank Beamer.

Chris Ault	Nevada
Frank Beamer	Virginia Tech
Troy Calhoun	Air Force
Steve Fairchild	Colorado State
Pat Fitzgerald	Northwestern
Ralph Friedgen	Maryland
Mike Gundy	Oklahoma State
Doug Marrone	Syracuse
Ruffin McNeil	East Carolina
Rick Neuheisel	UCLA
Joker Phillips	Kentucky
Larry Porter	Memphis
<b>Randy Shannon</b>	<b>Miami</b>
Willie Taggart	Western Kentucky
Dave Wannstedt	Pittsburgh
Paul Wulff	Washington State

**Bosher UP FOR LOWE'S SENIOR CLASS AWARD**

► Senior placekicker and punter Matt Bosher has been named one of 30 NCAA football bowl subdivision student-athletes selected as a candidate for the Lowe's Senior CLASS. To be eligible for the award, a student-athlete must be classified as an NCAA Division I senior and have notable achievements in four areas of excellence - community, classroom, character and competition.

► Bosher received his Bachelor's of Arts in history in May of 2010. He also minored in sport administration and is currently pursuing a second degree. He was named to the 2006-07 ACC Academic Honor Roll and is a member of the University of Miami Athletic Director's Honor Roll awarded to student-athletes with semester GPAs of 3.2 or better). He is a two-time University of Miami Book Buster (awarded to student-athletes with semester GPA 3.0 or better).

► Bosher has been involved in numerous community service activities including the University of Miami Football Canes on Patrol Program that works with the Broward County Sheriff's Department to encourage Broward youth to stay in school and out of gang and street related violence. He also has served as a mentor in the Fun 4 Kidz program (paired with Miami-Dade area middle-school students) meeting once a month and talking on the phone once-a-week.

► An acronym for Celebrating Loyalty and Achievement for Staying in School, the Lowe's Senior CLASS Award focuses on the total student-athlete and encourages students to use their platform in athletics to make a positive impact as leaders in their communities.

**Byrd HONORED BY UM AFRICANA PROGRAM**

► University of Miami wide receiver LaRon Byrd was selected as one of three recipients of the Fannie Lou Hamer Academic Achievement Award, given to the Most Improved Students, in terms of Africana Studies Program courses at UM.

► LaRon has excellent attendance, participates in class, completes all assignments on time and has an overall positive attitude toward learning which is to be applauded, said Dr. Patti Rose, Professor, UM Africana and American Studies. As a student-athlete, he is exemplary, in the classroom setting, which is wonderful to see.

► Byrd received the award on May 17 at the First Annual Fannie Lou Hamer, Africana Studies Program Achievement Awards at the Wesley Gallery on the campus of the University of Miami.

**Offense HAS A TOP 10 SEASON**

► The University of Miami's offense had one of the most productive seasons in school history in 2009.

► The 2009 offense finished first in school history in first downs gained passing (169), second in overall first downs (275) and fourth in total yards gained (5,199).

**TOP 10 SINGLE SEASON FIRST DOWNS GAINED PASSING IN UM HISTORY**

Rank		First downs
<b>1</b>	<b>2009</b>	<b>169</b>
2	1988	161
3	1984	159
4	1990	156
5t	1989	153
	1992	153
7	2002	151
8	1985	149
9	1996	140
10	2003	134

**Jacory IN 2009**

► Junior quarterback Jacory Harris had one the most productive passing seasons in recent memory in 2009.

► Here is a list of where Harris' 2009 season ranks in a single-season in UM history:

**TOP 10 SINGLE SEASON PASSING YARDS IN UM HISTORY**

Rank		Yards
1	Bernie Kosar (1984)	3,642
2	Ken Dorsey (2002)	3,369
3	Craig Erickson (1990)	3,363
<b>4</b>	<b>Jacory Harris (2009)</b>	<b>3,352</b>
5	Vinny Testaverde (1985)	3,238
6	Steve Walsh (1988)	3,115
7	Gino Torretta (1991)	3,095
8	Gino Torretta (1992)	3,060
9	Ken Dorsey (2000)	2,737
10	Brock Berlin (2004)	2,680

**TOP 10 SINGLE SEASON TOUCHDOWN PASSES IN UM HISTORY**

Rank		TDs
1	Steve Walsh (1988)	29
2	Ken Dorsey (2002)	28
3	Vinny Testaverde (1986)	26
4t	Bernie Kosar (1984)	25
	Ken Dorsey (2000)	25
<b>6</b>	<b>Jacory Harris (2009)</b>	<b>24</b>
7	Ken Dorsey (2001)	23
8t	Craig Erickson (1990)	22
	Brock Berlin (2004)	22
10	Vinny Testaverde (1985)	21

**TOP 10 SINGLE SEASON PASS ATTEMPTS IN UM HISTORY**

Rank		Attempts
1	Bernie Kosar (1984)	416
<b>2</b>	<b>Jacory Harris (2009)</b>	<b>406</b>
3	Gino Torretta (1992)	402
4t	Craig Erickson (1990)	393
	Ken Dorsey (2002)	393
6	Steve Walsh (1988)	390
7	Gino Torretta (1991)	371
8t	Vinny Testaverde (1985)	352
	Brock Berlin (2003)	352
10	Brock Berlin (2004)	348

**TOP 10 SINGLE SEASON PASS COMPLETIONS IN UM HISTORY**

Rank		Completions
1	Bernie Kosar (1984)	262
<b>2</b>	<b>Jacory Harris (2009)</b>	<b>242</b>
3	Steve Walsh (1988)	233
4	Gino Torretta (1992)	228
5	Craig Erickson (1990)	225
6	Ken Dorsey (2002)	222
7	Vinny Testaverde (1985)	216
8	Brock Berlin (2003)	211
9	Gino Torretta (1991)	205
10	Bernie Kosar (1983)	201

**It's BEEN A WHILE**

▶ Quarterback Jacory Harris entered the 2009 season snapping a streak of at least 16 years since a player from Miami-Dade County quarterbacked a University of Miami team. Hialeah High School's Ryan Collins started the last seven games of the 1993 season, but did not go into the season as the starter. Kary Baker was the last Miami-Dade County quarterback to enter the season as the starting quarterback. Baker, from Miami-Edison High School, was UM's starter in 1974 and also was Miami's first African-American quarterback.

**MIAMI QUARTERBACKS SINCE 1974**

Year	Quarterback	High School
2009	Jacory Harris	Miami
2008	Robert Marve	Tampa
2007	Kyle Wright	Danville, Calif.
2006	Kyle Wright	Danville, Calif.
2005	Kyle Wright	Danville, Calif.
2004	Brock Berlin	Shreveport, La.
2003	Brock Berlin	Shreveport, La.
2002	Ken Dorsey	Orinda, Calif.
2001	Ken Dorsey	Orinda, Calif.
2000	Ken Dorsey	Orinda, Calif.
1999	Ken Dorsey	Orinda, Calif.
1998	Scott Covington	Laguna Niguel, Calif.
1997	Ryan Clement	Denver, Colo.
1996	Ryan Clement	Denver, Colo.
1995	Ryan Clement	Denver, Colo.
1994	Frank Costa	Philadelphia, Pa.
1993	Frank Costa	Philadelphia, Pa.
	<b>Ryan Collins</b>	<b>Pembroke Pines</b>
1992	Gino Torretta	Pinole, Calif.
1991	Gino Torretta	Pinole, Calif.
1990	Craig Erickson	West Palm Beach
1989	Craig Erickson	West Palm Beach
1988	Steve Walsh	St. Paul, Minn.
1987	Steve Walsh	St. Paul, Minn.
1986	Vinny Testaverde	Elmont, N.Y.
1985	Vinny Testaverde	Elmont, N.Y.
1984	Bernie Kosar	Boardman, Ohio
1983	Bernie Kosar	Boardman, Ohio
1982	Mark Richt	Boca Raton
1981	Jim Kelly	East Brady, Pa.
1980	Jim Kelly	East Brady, Pa.
1979	Mike Rodrigue	Tallahassee
1978	Kenny McMillian	DeLand
1977	Kenny McMillian	DeLand
	E.J. Baker	Lakeland
1976	E.J. Baker	Lakeland
1975	E.J. Baker	Lakeland
1974	<b>Kary Baker</b>	<b>Miami</b>

**Defensive DOMINANCE**

▶ The University of Miami has always taken pride in its defense. From years of Randy Shannon as the defensive coordinator to now John Lovett, the 'Canes have spent most of the decade ranked among the nation's elite defensively.

**Miami Defenses From 2001-2010**

Year	Total	Rank	Scoring	Rank	Rushing	Rank	Passing	Rank
2010	305.00	21st	19.67	32nd	154.33	68th	150.67	4th
2009	329.62	29th	22.15	37th	122.31	32nd	207.31	43rd
2008	317.5	28th	24.15	56th	151.85	75th	165.62	7th
2007	345.9	33rd	26.0	52nd	133.8	40th	212.2	35th
2006	255.5	7th	15.5	13th	67.9	4th	187.9	40th
2005	270.1	4th	14.3	4th	117.9	23rd	152.2	1st
2004	328.1	28th	17.0	13th	155.0	67th	173.1	9th
2003	257.5	2nd	15.1	4th	114.0	21st	143.5	1st
2002	285.0	7th	19.1	22nd	165.3	72nd	119.7	1st
2001	270.9	6th	9.4	1st	132.7	40th	138.2	2nd

**Cooper AT IT AGAIN**

▶ Senior running back Graig Cooper is on pace to rank among the greatest yardage gainers in school history. Cooper currently ranks fourth in school history with 3,535 career all-purpose yards. He needs just 56 more yards to pass Edgerrin James (3,590) for sole possession of third in school history.

**TOP 10 ALL-PURPOSE YARDS IN UM HISTORY**

Rank	Player	Rush + Rec + Return	Yards
1	Santana Moss (97-00)	277 + 2546 + 1196	4,394
2	Ottis Anderson (75-78)	1,266 + 47 + 395	4,265
3	Edgerrin James (96-98)	2960 + 595 + 35	3,590
5	<b>Graig Cooper (07-pr)</b>	<b>2263 + 398 + 874</b>	<b>3,535</b>
4	Eddie Dunn (36-38)	1778 + 32 + 1666	3,476
6	Chuck Foreman (70-72)	1631 + 732 + 992	3,355
7	James Jackson (96-00)	2953 + 278	3,231
8	Tom Sullivan (69-71)	1,541 + 332 + 1132	3,005
9	Alonzo Highsmith (83-86)	1914 + 977 + 44	2,935
10	Mark Rush (79-82)	760 + 989 + 1,066	2,815

▶ Not only is Cooper among the all-time leaders in all-purpose yards, but he currently ranks fifth in school history with 2,263 career rushing yards.

**MIAMI'S CURRENT TOP 10 CAREER RUSHING YARDAGE LEADERS**

1.	Ottis Anderson	3,331
2.	Edgerrin James	2,960
3.	James Jackson	2,953
4.	Clinton Portis	2,523
5.	<b>Graig Cooper</b>	<b>2,263</b>

**Miami-NOTRE DAME FOOTBALL SERIES SET**

▶ The University of Miami and the University of Notre Dame have officially come to an agreement on the dates and sites of a future three-game football series between the schools.

▶ The series will open with a neutral site game at Soldier Field in Chicago on Saturday, Oct. 6, 2012. Game two of the series is scheduled for four years later, with the Hurricanes traveling to South Bend, Ind. to face the Fighting Irish on Saturday, Oct. 8, 2016 at Notre Dame Stadium. The final game of the contract will be played at Sun Life Stadium in Miami Gardens, Fla. on Saturday, Nov. 25, 2017.

▶ The last time the two teams met in Miami, the Hurricanes cruised to a 27-10 win over Notre Dame at the Orange Bowl in 1989. Three of Miami's wins over Notre Dame came during the regular season of the Hurricanes' 1983, 1987 and 1989 national championship years. Notre Dame leads the all-time series between the two schools, 15-7-1.

▶ Miami and Notre Dame recently made national headlines when it was announced the two programs would share the American Football Coaches Association's 2009 Academic Achievement Award, as both schools recorded a 100 percent graduation rate for members of its freshman football student-athlete class of 2002.

**Hurricanes ON PRESEASON LISTS**

▶ Several Hurricanes have been getting some preseason accolades. Here is a look at who on the UM roster has been named to a national preseason watch list:

**JACORY HARRIS**

Manning Quarterback Award Watch List  
 Davey O'Brien Award Watch List

**MATT BOSHER**

Groza Award Watch List  
 Preseason All-ACC Selection  
 Lowes Senior CLASS Award Candidate

**BRANDON HARRIS**

Nagurski Trophy Watch List  
 Preseason All-ACC Selection  
 Thorpe Award Watch List

**LEONARD HANKERSON**

Biletnikoff Award Watch List

**GRAIG COOPER**

Paul Hornung Award Watch List

**ALLEN BAILEY**

Rotary Lombardi Award Watch List  
 Nagurski Trophy Watch List

**ORLANDO FRANKLIN**

Outland Trophy Watch List

**MARCUS FORSTON**

Outland Trophy Watch List

**COLIN MCCARTHY**

Butkus Award Watch List

**SEAN SPENCE**

Butkus Award Watch List

**Miami's SHANNON SIGNS NEW FOUR-YEAR CONTRACT**

▶ University of Miami Director of Athletics Kirby Hocutt announced on May 12 that head football coach Randy Shannon has signed a new four-year contract.

"There's no other place I'd rather be than coaching Hurricanes football. I'm excited about the momentum we continue to build and our strong recruiting classes," said Coach Shannon. "We have dedicated student athletes and experienced and committed coaching staff, a strong athletic program and the University leadership's support -- all important components consistent with long term success."

▶ Shannon, 44, took over the Hurricanes' program in 2007 and has led Miami to two bowl game appearances in three seasons. After going 5-7 in his first season as a head coach, Shannon led the Hurricanes to a 7-6 record in 2008 with an appearance in the Emerald Bowl. In 2009, the Hurricanes had a breakout season winning three games against Top 25 opponents to start the season enroute to a 9-4 campaign and a third place finish in the Atlantic Coast Conference. Miami ended the season with an appearance in the Champs Sports Bowl.

"We are very proud of the positive steps our football program has taken under the leadership of Coach Shannon," said UM Director of Athletics Kirby Hocutt. "With a commitment to excellence in the classroom, in the community, and in competition, we are well on our way, once again, to the top of the college football world."

▶ Shannon has also had a tremendous impact on the football program off the field. The program was among those honored by the National Collegiate Athletic Association (NCAA) for its latest Academic Progress Report score (APR) released yesterday. It was recognized as having posted a multi-year APR score in the top 10 percent. Miami was the only Bowl Championship Subdivision (BCS) team among the 26 schools recognized that finished ranked in the final USA Today Coaches Poll and Associated Press poll after the 2009 season. UM and Duke were the only two Atlantic Coast Conference football programs recognized.

**Spring GAME RECAP**

▶ Travis Benjamin hauled in six catches for 171 yards and a touchdown and quarterbacks Stephen Morris and Spencer Whipple combined for 321 passing yards and three TDs as the Hurricanes defeated Miami, 58-53, in the University of Miami football team's annual spring game Saturday at Traz Powell Stadium in front of an estimated capacity crowd of 10,000.

▶ Team Hurricanes were comprised of the second and third team offenses and the first team, defense while Team Miami was comprised of the first team offense and second and third team defenses. The offenses earned six points for a touchdown, three points for a field goal, one point for an extra point, one point for crossing the 50-yard line and one point for every first down. The defenses earned one point for a three-and-out, two points for an interception, two points for a fumble recovery and six points for a touchdown.

▶ Morris completed 12-of-21 passes for 209 yards, two touchdowns and one interception. Whipple went 7-of-16 for 112 yards and one touchdown. A.J. Highsmith quarterbacked Miami and went 11-of-20 for 131 yards with three touchdowns and two interceptions.

▶ Kendal Thompkins caught a game-high eight passes for 84 yards and one touchdown for the Hurricanes. Leonard Hankerson had three receptions for 61 yards and two touchdowns.

▶ Linebacker Sean Spence led the Hurricanes with eight tackles. Vaughn Telemaque added six tackles for the Hurricanes. Brandon McGee had seven tackles and two pass breakups for Miami while safety Ray Ray Armstrong intercepted two passes.

**Gino TORRETTA ENSHRINED IN COLLEGE FOOTBALL HOF**

▶ Former University of Miami quarterback Gino Torretta was enshrined into the National Football Foundation (NFF) College Football Hall of Fame in South Bend, Ind. on July 17. Torretta is the sixth Hurricane to be selected for induction, as he joined former student-athletes Bennie Blades, (2006), Don Bosseler (1990) and Ted Hendricks (1987) along with coaches Andy Gustafson (1985) and Jack Harding (1980) in the Hall.

▶ Torretta, along with the 23 other inductees in this year's class, took part in two full days of activities in conjunction with the enshrinement, which was held Saturday night at the Century Center Convention Center.

▶ A key factor in many of Miami's national championship-contending teams, Torretta became one of the most decorated players in college football history, claiming unanimous First Team All-America honors, the Heisman Trophy, Davey O'Brien, Johnny Unitas Golden Arm, Maxwell and Walter Camp awards in 1992.

**‘Canes AND THE LEAGUE**

▶ More than 275 former Hurricanes have gone on to play in the NFL.  
 ▶ 33 Hurricanes have been a part of a Super Bowl winning team and a total of 67 former Canes have played in a Super Bowl.  
 ▶ Three Hurricanes - Jonathan Vilma, Jeremy Shockey and Glenn Sharpe -- were members of the Super Bowl XLIV Champion New Orleans Saints this past season.  
 ▶ 41 former Hurricanes are currently with NFL teams as of Oct. 8, 2010.

**ARIZONA CARDINALS**

Calais Campbell DL

**ATLANTA FALCONS**

Spencer Adkins LB

**BUFFALO BILLS**

Roscoe Parrish WR

**BALTIMORE RAVENS**

Tavares Gooden LB  
 Ray Lewis LB  
 Willis McGahee RB  
 Ed Reed S

**CAROLINA PANTHERS**

Jon Beason LB

**CHICAGO BEARS**

Devin Hester WR/PR  
 Greg Olsen TE

**DALLAS COWBOYS**

Leon Williams LB

**DENVER BRONCOS**

D.J. Williams LB

**DETROIT LIONS**

Jason Fox OT

**GREEN BAY PACKERS**

Sam Shields CB

**HOUSTON TEXANS**

Rashad Butler OL  
 Andre Johnson WR  
 Chris Myers OL  
 Darryl Sharpton LB  
 Eric Winston OL

**INDIANAPOLIS COLTS**

Reggie Wayne WR  
 Javaris James RB

**MIAMI DOLPHINS**

Vernon Carey OL

**MINNESOTA VIKINGS**

Bryant McKinnie OL

**NEW ENGLAND PATRIOTS**

Javaris James RB  
 Brandon Meriweather S  
 Vince Wilfork DL

**NEW ORLEANS SAINTS**

Jimmy Graham TE  
 Jeremy Shockey TE  
 Jonathan Vilma LB

**NEW YORK GIANTS**

Bruce Johnson DB  
 Sinorice Moss (IR) WR  
 Kenny Phillips S  
 Antrel Rolle DB

**PHILADELPHIA EAGLES**

Antonio Dixon DL

**SAN FRANCISCO 49ERS**

Frank Gore RB

**SEATTLE SEAHAWKS**

Kelly Jennings DB

**TAMPA BAY BUCCANEERS**

Kellen Winslow TE

**WASHINGTON REDSKINS**

Phillip Buchanon CB  
 Rocky McIntosh LB  
 Santana Moss WR  
 Clinton Portis RB

**‘Canes IN THE PRO BOWL**

▶ Eleven former University of Miami football players were named to the 2010 NFL Pro Bowl, easily the highest representation for any school in the nation. The list included:

CB	Antrel Rolle	Arizona Cardinals
WR	Andre Johnson	Houston Texans
WR	Reggie Wayne	Indianapolis Colts
RB	Clinton Portis	Washington Redskins
LB	Ray Lewis	Baltimore Ravens
LB	Jon Beason	Carolina Panthers
S	Ed Reed	Baltimore Ravens
RB	Frank Gore	San Francisco 49ers
S	Brandon Meriweather	New England Patriots
DT	Vince Wilfork	New England Patriots
OT	Bryant McKinnie	Minnesota Vikings

**‘Canes IN THE NFL - WEEK 6**

▶ Here are some of the top performances by ‘Canes from Week 6 of the NFL season:

**Andre Johnson - Houston Texans vs. Kansas City**

- Turned in one of the week’s best performances with eight catches for 138 yards and a TD

**D.J. Williams – Denver Broncos LB vs. New York Jets**

- Had another double-digit tackle game with 11 (8 UA, 3 A) to along with a sack

**Devin Hester - Chicago Bears WR/PR vs. Seattle**

- Tied an NFL record with his 13th return for a score on an 89-yard punt return vs. Seattle

**Frank Gore - San Francisco 49ers RB vs. Oakland**

- Ran for a season-high 149 yards on 25 carries in a home win over the Raiders

**Antrel Rolle - New York Giants FS vs. Detroit**

- Tallied six tackles (five solo) and an interception in home win over Detroit

**Ray Lewis – Baltimore Ravens LB vs. New England**

- Had nine combined tackles (7 UA, 2 A) in road loss to the Patriots

**Santana Moss - Washington Redskins WR vs. Indianapolis**

- Finished with a game-high eight catches for 77 yards in a loss to the Colts

**Kenny Phillips - New York Giants SS vs. Detroit**

- Recorded seven tackles (all solo) in win over the Lions

**Reggie Wayne - Indianapolis Colts WR vs. Washington**

- Hauled in six balls for 71 yards in a road win over the Redskins

**Vince Wilfork - New England Patriots DT vs. Baltimore**

- Finished with six total tackles (five solo) in win over the Ravens

**Phillip Buchanon - Washington Redskins LB vs. Indianapolis**

- Had five tackles (four solo) and was solid in coverage against the Colts

**Kellen Winslow - Tampa Bay Buccaneers TE vs. New Orleans**

- Had a game high seven catches for 43 yards in a home loss to the Saints



2010 ALPHABETICAL ROSTER

No.	Name	Class	Pos.	Ht.	Wt.	Hometown/High School/College
26	Ray-Ray Armstrong	Soph.	DB	6-4	215	Sanford, Fla./Seminole HS
57	Allen Bailey	Sr.	DL	6-4	285	Sapelo, Ga./McIntosh County Academy
73	Jermaine Barton	Fr.	OL	6-7	283	Fort Lauderdale, Fla./St. Thomas Aquinas HS
3	Travis Benjamin	Jr.	WR	5-11	176	Belle Glade, Fla./Glades Central HS
20	Damien Berry	Sr.	RB	6-0	215	Belle Glade, Fla./Glades Central HS
25	Matt Boshier	Sr.	P/PK	6-0	205	Jupiter, Fla./Jupiter HS
76	Jeffrey Brown	Fr.	DL	6-3	275	Evanston, Ill./Evanston HS
45	Ramon Buchanan	Jr.	LB	6-1	220	Melbourne, Fla./Palm Bay HS
79	Malcolm Bunche	Fr.	OL	6-7	328	Newark, Del./Milford (N.Y.)/Newark HS
47	LaRon Byrd	Jr.	WR	6-4	215	Hahnville, La./Hahnville HS
94	Kelvin Cain	Fr.	LB	6-3	226	Clovis, Calif./Buchanan HS
43	John Calhoun	Jr.	FB	6-3	255	Micco, Fla./Sebastian River HS
37	Jared Campbell	Sr.	DB	6-0	205	Aurora, Colo./Overland HS
32	Lee Chambers	Jr.	DB	5-10	195	Coffeeville, Miss./Coffeeville HS
23	Eduardo Clements	Fr.	RB	5-9	190	Miami, Fla./Booker T. Washington HS
82	Asante Cleveland	Fr.	TE	6-5	245	Sacramento, Calif./Christian Brothers HS
2	Graig Cooper	Sr.	RB	6-0	205	Memphis, Tenn./Melrose/Milford Prep
39	Tyrone Cornileus	Fr.	LB	6-2	195	Stone Mountain, Ga./Stephenson HS
18	Devont'a Davis	Fr.	DB	6-1	175	Gainesville, Fla./Gainesville HS
49	Dyron Dye	R-Fr.	DL	6-5	255	Sanford, Fla./Seminole HS
70	Jonathan Feliciano	Fr.	OL	6-5	330	Davie, Fla./Western HS
61	Joel Figueroa	Sr.	OL	6-6	323	Miami, Fla./North Miami HS
9	Chase Ford	Jr.	TE	6-6	245	Corrigan, Texas/Kilgore JC/Corrigan-Camden
99	Marcus Forston	Soph.	DL	6-3	305	Miami, Fla./Northwestern HS
74	Orlando Franklin	Sr.	OL	6-7	312	Delray Beach, Fla./Atlantic HS
58	Jordan Futch	Jr.	LB	6-3	240	Hollywood, Fla./Chaminade Madonna College Prep
59	James Gaines	Fr.	LB	6-3	205	Getzville, N.Y./Canisius HS
28	Nathan Gholston	Soph.	DB	5-7	180	Westland, Mich./Plymouth HS
69	Sean Goldstein	Soph.	LB	6-0	225	Dresher, Pa./Chestnut Hill Academy
84	Richard Gordon	Sr.	TE	6-4	265	Miami, Fla./Norland/Milford Prep (N.Y.)
51	Shayon Green	R-Fr.	LB	6-3	230	Tifton, Ga./Tifton County HS
66	Harland Gunn	Jr.	OL	6-2	315	Omaha, Neb./Central HS
33	Maurice Hagens	Fr.	RB	5-11	232	Riverview, Fla./Tampa Bay Tech HS
19	Darion Hall	Fr.	RB	5-11	190	Naples, Fla./Lely HS
85	Leonard Hankerson Sr.	WR	6-3	205	Fort Lauderdale, Fla./St. Thomas Aquinas HS	
1	Brandon Harris	Jr.	DB	5-11	195	Miami, Fla./Booker T. Washington HS
12	Jacory Harris	Jr.	QB	6-4	200	Miami, Fla./Northwestern HS
77	Seantrel Henderson	Fr.	OL	6-8	355	St. Paul, Minn./Cretin-Hall Derham HS
11	Alonzo Highsmith	Soph.	QB	6-0	195	Missouri City, Texas/Hightower HS
13	Ryan Hill	Sr.	DB	6-0	205	Tallahassee, Fla./Rickards HS
30	Patrick Hill	Sr.	FB	5-9	255	Torrance, Calif./Fairfax HS (Calif.)/EI Camino
63	Tyler Horn	Jr.	OL	6-4	295	Memphis, Tenn./University HS
92	Josh Holmes	Sr.	DL	6-0	280	San Diego, Calif./Point Loma HS
34	C.J. Holton	Soph.	LB	6-1	230	Crawfordville, Fla./Wakulla HS
80	Allen Hurns	Fr.	WR	6-3	180	Miami, Fla./Carol City HS
60	Chris Ivory	Jr.	LS	6-2	228	Bellevue, Fla./Bellevue HS
5	Mike James	Soph.	RB	6-0	217	Haines City, Fla./Ridge Community HS
4	Aldarius Johnson	Jr.	WR	6-3	200	Miami, Fla./Northwestern HS
81	Davon Johnson	Soph.	WR	6-0	185	Miami, Fla./Booker T. Washington HS

No.	Name	Class	Pos.	Ht.	Wt.	Hometown/High School/College
78	Jermaine Johnson	R-Fr.	OL	6-6	330	Fort Lauderdale, Fla./Hargrave Military Academy
24	Storm Johnson	Fr.	RB	6-0	218	Loganville, Ga./Loganville HS
55	Ben Jones	Soph.	OL	6-5	300	Miami, Fla./Northwestern HS
98	Jeremy Lewis	Jr.	DL	6-4	310	West Palm Beach, Fla./Palm Beach Lakes
65	Brandon Linder	Fr.	OL	6-6	300	Southwest Ranches, Fla./St. Thomas Aquinas
44	Colin McCarthy	Sr.	LB	6-2	240	Birdsboro, Pa./Clearwater (Fla.) Central Catholic
62	Shane McDermott	Fr.	OL	6-4	280	Lake Worth, Fla./Palm Beach Central HS
21	Brandon McGee	Soph.	DB	6-0	180	Plantation, Fla./Plantation HS
6	Lamar Miller	R-Fr.	RB	5-11	210	Miami, Fla./Killian HS
17	Stephen Morris	Fr.	QB	6-2	183	Miami, Fla./Monsignor Pace HS
38	Cory Nelms	Sr.	DB	6-0	195	Neptune, N.J./Neptune HS
52	Kevin Nelson	Fr.	LB	6-0	213	Gainesville, Fla./Gainesville HS
29	JoJo Nicolas	Jr.	DB	6-1	205	Homestead, Fla./Homestead Senior HS
97	Adewale Ojomo	Jr.	DL	6-4	260	Hialeah, Fla./Hialeah HS
53	Levi Paalua	Soph.	LB	6-2	225	Laie, Hawaii/Kahuku HS
27	Keion Payne	Fr.	DB	5-10	177	Fort Lauderdale, Fla./St. Thomas Aquinas HS
96	Curtis Porter	Soph.	DL	6-1	315	Charlotte, N.C./Victory Christian HS
54	Micanor Regis	Jr.	DL	6-3	305	Pahokee, Fla./Pahokee HS
15	Jamal Reid	R-Fr.	DB	6-1	190	Mayo, Fla./Lafayette HS
36	Kylan Robinson	Sr.	LB	6-1	235	Anchorage, Alaska/Tampa Chamberlain HS
93	Luther Robinson	R-Fr.	DL	6-3	295	Fort Pierce, Fla./Westwood HS
56	Marcus Robinson	Jr.	DL	6-1	240	Homestead, Fla./Homestead HS
22	Kacy Rodgers	Fr.	DB	6-2	195	Southlake, Texas/Southlake Carroll HS
88	Billy Sanders	R-Fr.	TE	6-4	248	Phoenix, Ariz./Brophy College Prep
48	Andrew Smith	Jr.	DL	6-3	245	Coconut Creek, Fla./Monarch HS
31	Sean Spence	Jr.	LB	6-0	220	Miami, Fla./Northwestern HS
86	Tommy Streeter	Soph.	WR	6-5	210	Miami, Fla./Northwestern HS
87	Andrew Tallman	Fr.	TE	6-5	245	Carthage, N.Y./Boston College HS
7	Vaughn Telemaque	Soph.	DB	6-2	207	Long Beach, Calif./Long Beach Poly HS
83	Kendal Thompkins	Soph.	WR	5-10	182	Miami, Fla./Northwestern HS
8	DeMarcus Van Dyke	Sr.	DB	6-1	185	Miami, Fla./Pace HS
35	Olivier Vernon	Soph.	DL	6-4	250	Miami, Fla./American HS
46	Clive Walford	Fr.	TE	6-5	235	Belle Glade, Fla./Glades Central HS
72	Brandon Washington	Soph.	OL	6-4	330	Miami, Fla./Milford (N.Y.) Academy
75	Jared Wheeler	R-Fr.	OL	6-5	315	Miami, Fla./American Heritage HS
16	Spencer Whipple	Jr.	QB	6-2	210	Miami, Fla./Pine Richland (Pa.) HS/UMass
71	Cory White	R-Fr.	OL	6-6	270	Orange Park, Fla./Fleming Island HS
40	Jake Wieclaw	Soph.	K	6-2	200	New Lenox, Ill./Lincoln Way Central HS
41	Travis Williams	Fr.	LB	6-3	202	Norfolk, Va./Lake Taylor HS

Additional Walk-Ons

Ben Bruneau	Soph.	WR	6-2	210	Opa-Locka, Fla./UCLA/Monsignor Pace HS
Akil Craig	Soph.	LB	6-1	200	Tampa, Fla./Jesuit HS
Cameron Dean	Fr.	K/P	6-3	245	Gulfstream, Fla./Saint Andrew's School
Ben Hopfinger	Fr.	K	6-0	188	Plantation, Fla./St. Thomas Aquinas HS
Erik Lichter	Soph.	LB	6-0	225	Coconut Grove, Fla./Northeastern/Gulliver Prep
Eduardo Lopez	Fr.	OL	6-1	315	Miami, Fla./Southwest Miami HS
Shawn O'Dare	Soph.	WR	5-10	185	Vero Beach, Fla./Vero Beach HS
David Thompson	R-Fr.	FB	5-10	250	Miami, Fla./Coral Reef HS

PRONUNCIATION GUIDE

Matt Boshier	BOSH-er
Ben Bruneau	Broo-NO
Ramon Buchanan	ray-mon
LaRon Byrd	luh-RON
Jared Campbell	JAIR-ed
Asante Cleveland	AH-sohn-tay
Graig Cooper	GREG
Akil Craig	A-KEEL
Devont'a Davis	dah-VON-tay
Dyron Dye	DYE-ron
Jonathan Feliciano	FAH-lee-see-ah-no
Joel Figueroa	Jo-el fig-er-OH-uh

Shayon Green	SHAY-on
Davon Johnson	duh-VON
Erik Lichter	LICK-ter
JoJo Nicholas	NICK-o-less
Adewale Ojomo	ad-uh-WALL-ee o-JO-mo
Levi Paalua	PAH-ah-lu-ah
Keion Payne	KEY-ahn
Micanor Regis	muh-connor REE-gis
Kylan Robinson	KIE-lin
Vaughn Telemaque	TELL-uh-mack
Olivier Vernon	OH-liv-ee-ay
Jake Wieclaw	WHY-claw

2010 NUMERICAL ROSTER

No.	Name	Class	Pos.	Ht.	Wt.	Hometown/High School/College
1	Brandon Harris	Jr.	DB	5-11	195	Miami, Fla./Booker T. Washington HS
2	Graig Cooper	Sr.	RB	6-0	205	Memphis, Tenn./Melrose HS/Milford Prep
3	Travis Benjamin	Jr.	WR	5-11	176	Belle Glade, Fla./Glades Central HS
4	Aldarius Johnson	Jr.	WR	6-3	200	Miami, Fla./Northwestern HS
5	Mike James	Soph.	RB	6-0	217	Haines City, Fla./Ridge Community HS
6	Lamar Miller	R-Fr.	RB	5-11	210	Miami, Fla./Killian HS
7	Vaughn Telemaque	Soph.	DB	6-2	207	Long Beach, Calif./Long Beach Poly HS
8	DeMarcus Van Dyke	Sr.	DB	6-1	185	Miami, Fla./Pace HS
9	Chase Ford	Jr.	TE	6-6	245	Corrigan, Texas/Kilgore JC/Corrigan-Camden
11	Alonzo Highsmith	Soph.	QB	6-0	295	Missouri City, Texas/Hightower HS
12	Jacory Harris	Jr.	QB	6-4	200	Miami, Fla./Northwestern HS
13	Ryan Hill	Sr.	DB	6-0	205	Tallahassee, Fla./Rickards HS
15	Jamal Reid	R-Fr.	DB	6-1	190	Mayo, Fla./Lafayette HS
16	Spencer Whipple	Jr.	QB	6-2	210	Miami, Fla./Pine Richland (Pa.) HS/UMass
17	Stephen Morris	Fr.	QB	6-2	183	Miami, Fla./Monsignor Pace HS
18	Devont'a Davis	Fr.	DB	6-1	175	Gainesville, Fla./Gainesville HS
19	Darion Hall	Fr.	RB	5-11	190	Naples, Fla./Lely HS
20	Damien Berry	Sr.	RB	6-0	215	Belle Glade, Fla./Glades Central HS
21	Brandon McGee	Soph.	DB	6-0	180	Plantation, Fla./Plantation HS
22	Kacy Rodgers	Fr.	DB	6-2	195	Southlake, Texas/Southlake Carroll HS
23	Eduardo Clements	Fr.	RB	5-9	190	Miami, Fla./Booker T. Washington HS
24	Storm Johnson	Fr.	RB	6-0	218	Loganville, Ga./Loganville HS
25	Matt Boshier	Sr.	P/PK	6-0	205	Jupiter, Fla./Jupiter HS
26	Ray-Ray Armstrong	Soph.	DB	6-4	215	Sanford, Fla./Seminole HS
27	Keion Payne	Fr.	DB	5-10	177	Fort Lauderdale, Fla./St. Thomas Aquinas
28	Nathan Gholston	Soph.	DB	5-7	180	Westland, Mich./Plymouth HS
29	JoJo Nicolas	Jr.	DB	6-1	205	Homestead, Fla./Homestead Senior HS
30	Patrick Hill	Sr.	FB	5-9	255	Torrance, Calif./Fairfax HS (Calif.)El Camino C.C.
31	Sean Spence	Jr.	LB	6-0	220	Miami, Fla./Northwestern HS
32	Lee Chambers	Jr.	RB	5-10	195	Coffeeville, Miss./Coffeeville HS
33	Maurice Hagens	Fr.	RB	5-11	232	Riverview, Fla./Tampa Bay Tech HS
34	C.J. Holton	Soph.	LB	6-1	230	Crawfordville, Fla./Wakulla HS
35	Olivier Vernon	Soph.	DL	6-4	250	Miami, Fla./American HS
36	Kylan Robinson	Sr.	LB	6-1	235	Anchorage, Alaska/Tampa Chamberlain HS
37	Jared Campbell	Sr.	DB	6-0	205	Aurora, Colo./Overland HS
38	Cory Nelms	Sr.	DB	6-0	195	Neptune, N.J./Neptune HS
39	Tyrone Cornileus	Fr.	LB	6-2	195	Stone Mountain, Ga./Stephenson HS
40	Jake Wieclaw	Soph.	K	6-2	200	New Lenox, Ill./Lincoln Way Central HS
43	John Calhoun	Jr.	FB	6-3	255	Micco, Fla./Sebastian River HS
44	Colin McCarthy	Sr.	LB	6-2	240	Birdsboro, Pa./Clearwater (Fla.) Central Catholic
45	Ramon Buchanan	Jr.	LB	6-1	220	Melbourne, Fla./Palm Bay HS
46	Clive Walford	Fr.	TE	6-5	235	Belle Glade, Fla./Glades Central HS
47	LaRon Byrd	Jr.	WR	6-4	215	Hahnville, La./Hahnville HS
48	Andrew Smith	Jr.	DL	6-3	245	Coconut Creek, Fla./Monarch HS
49	Dyron Dye	R-Fr.	DL	6-5	255	Sanford, Fla./Seminole HS
51	Shayon Green	R-Fr.	LB	6-3	230	Tifton, Ga./Tifton County HS
52	Kevin Nelson	Fr.	LB	6-0	213	Gainesville, Fla./Gainesville HS
53	Levi Paalua	Soph.	LB	6-2	225	Laie, Hawaii/Kahuku HS
54	Micanor Regis	Jr.	DL	6-3	305	Pahokee, Fla./Pahokee HS
55	Ben Jones	Soph.	OL	6-5	300	Miami, Fla./Northwestern HS
56	Marcus Robinson	Jr.	DL	6-1	240	Homestead, Fla./Homestead HS
57	Allen Bailey	Sr.	DL	6-4	285	Sapelo, Ga./McIntosh County Academy
58	Jordan Futch	Jr.	LB	6-3	240	Hollywood, Fla./Chaminade Madonna
59	James Gaines	Fr.	LB	6-3	205	Getzville, N.Y./Canisius HS
60	Chris Ivory	Jr.	LS	6-2	228	Bellevue, Fla./Bellevue HS
61	Joel Figueroa	Sr.	OL	6-6	323	Miami, Fla./North Miami HS
62	Shane McDermott	Fr.	OL	6-4	280	Lake Worth, Fla./Palm Beach Central HS
63	Tyler Horn	Jr.	OL	6-4	295	Memphis, Tenn./University HS
65	Brandon Linder	Fr.	OL	6-6	300	Southwest Ranches, Fla./St. Thomas Aquinas
66	Harland Gunn	Jr.	OL	6-2	315	Omaha, Neb./Central HS
69	Sean Goldstein	Soph.	LB	6-0	225	Dresher, Pa./Chestnut Hill Academy
70	Jonathan Feliciano	Fr.	OL	6-5	330	Davie, Fla./Western HS
71	Cory White	R-Fr.	OL	6-6	270	Orange Park, Fla./Fleming Island HS
72	Brandon Washington	Soph.	OL	6-4	330	Miami, Fla./Milford (N.Y.) Academy
73	Jermaine Barton	Fr.	OL	6-7	283	Fort Lauderdale, Fla./St. Thomas Aquinas
74	Orlando Franklin	Sr.	OL	6-7	312	Delray Beach, Fla./Atlantic HS
75	Jared Wheeler	R-Fr.	OL	6-5	315	Miami, Fla./American Heritage HS
76	Jeffrey Brown	Fr.	DL	6-3	275	Evanston, Ill./Evanston HS
77	Seantrel Henderson	Fr.	OL	6-8	355	St. Paul, Minn./Cretin-Hall Derham HS
78	Jermaine Johnson	R-Fr.	OL	6-6	330	Fort Lauderdale, Fla./Hargrave Military
79	Malcolm Bunche	Fr.	OL	6-7	328	Newark, Del./Milford (N.Y.)/Newark HS
80	Allen Hurns	Fr.	WR	6-3	180	Miami, Fla./Carol City HS
81	Davon Johnson	Soph.	WR	6-0	185	Miami, Fla./Booker T. Washington HS
82	Asante Cleveland	Fr.	TE	6-5	245	Sacramento, Calif./Christian Brothers HS
83	Kendal Thompkins	Soph.	WR	5-10	182	Miami, Fla./Northwestern HS
84	Richard Gordon	Sr.	TE	6-4	265	Miami, Fla./Norland/Milford Prep (N.Y.)
85	Leonard Hankerson	Sr.	WR	6-3	205	Fort Lauderdale, Fla./St. Thomas Aquinas
86	Tommy Streeeter	Soph.	WR	6-5	210	Miami, Fla./Northwestern HS
87	Andrew Tallman	Fr.	TE	6-5	245	Carthage, N.Y./Boston College HS
88	Billy Sanders	R-Fr.	TE	6-4	248	Phoenix, Ariz./Brophy College Preparatory
91	Travis Williams	Fr.	LB	6-3	202	Norfolk, Va./Lake Taylor HS
92	Josh Holmes	Sr.	DL	6-0	280	San Diego, Calif./Point Loma HS
93	Luther Robinson	R-Fr.	DL	6-3	295	Fort Pierce, Fla./Westwood HS
94	Kelvin Cain	Fr.	LB	6-3	226	Clovis, Calif./Buchanan HS
95	David Perry	Fr.	DL	6-7	230	Pembroke Pines, Fla./University School
96	Curtis Porter	Soph.	DL	6-1	315	Charlotte, N.C./Victory Christian HS
97	Adewale Ojomo	Jr.	DL	6-4	260	Hialeah, Fla./Hialeah HS
98	Jeremy Lewis	Jr.	DL	6-4	310	West Palm Beach, Fla./Palm Beach Lakes
99	Marcus Forston	Soph.	DL	6-3	305	Miami, Fla./Northwestern HS
<b>Additional Walk-Ons</b>						
	Ben Bruneau	Soph.	WR	6-2	210	Opa-Locka, Fla./UCLA/Monsignor Pace HS
	Akil Craig	Soph.	LB	6-1	200	Tampa, Fla./Jesuit HS
	Cameron Dean	Fr.	K/P	6-3	245	Gulfstream, Fla./Saint Andrew's School
	Ben Hopfinger	Fr.	K	6-0	188	Plantation, Fla./St. Thomas Aquinas HS
	Erik Lichter	Soph.	LB	6-0	225	Coconut Grove, Fla./Northeastern/Gulliver Prep
	Eduardo Lopez	Fr.	OL	6-1	315	Miami, Fla./Southwest Miami HS
	Shawn O'Dare	Soph.	WR	5-10	185	Vero Beach, Fla./Vero Beach HS
	David Thompson	R-Fr.	FB	5-10	250	Miami, Fla./Coral Reef HS

**DEPTH CHART**

**OFFENSE**

<b>WR</b>	3	Travis Benjamin (5-11, 176, Jr.)
	or 47	LaRon Byrd (6-4, 215, Jr.)
<b>LT</b>	74	Orlando Franklin (6-7, 312, Sr.)
	55	Ben Jones (6-5, 300, Soph.)
	71	Cory White (6-6, 270, R-Fr.)
<b>LG</b>	66	Harland Gunn (6-2, 315, Jr.)
	or 61	Joel Figueroa (6-6, 323, Sr.)
	or 72	Brandon Washington (6-4, 330, Soph.)
<b>C</b>	63	Tyler Horn (6-4, 295, Jr.)
	65	Brandon Linder (6-6, 300, Fr.)
<b>RG</b>	72	Brandon Washington (6-4, 330, Soph.)
	or 61	Joel Figueroa (6-6, 323, Sr.)
	or 66	Harland Gunn (6-2, 315, Jr.)
<b>RT</b>	78	Jermaine Johnson (6-6, 330, R-Fr.)
	or 77	Seantrel Henderson (6-8, 355, Fr.)
<b>TE</b>	84	Richard Gordon (6-4, 265, Sr.)
	9	Chase Ford (6-6, 245, Jr.)
	82	Asante Cleveland (6-5, 245, Fr.)
	88	Billy Sanders (6-4, 248, R-Fr.)
<b>WR</b>	85	Leonard Hankerson (6-3, 205, Sr.)
	or 4	Aldarius Johnson (6-3, 200, Jr.)
<b>QB</b>	12	Jacory Harris (6-4, 200, Jr.)
	11	Alonzo Highsmith (6-0, 195, Soph.)
	16	Spencer Whipple (6-2, 210, Jr.)
<b>HB</b>	20	Damien Berry (6-0, 215, Sr.)
	6	Lamar Miller (5-11, 210, R-Fr.)
	or 5	Mike James (6-0, 217, Soph.)
<b>FB</b>	30	Patrick Hill (5-9, 255, Sr.)
	33	Maurice Hagens (5-11, 232, Fr.)

**DEFENSE**

<b>LE</b>	57	Allen Bailey (6-4, 285, Sr.)
	56	Marcus Robinson (6-1, 240, Jr.)
	49	Dyron Dye (6-5, 255, R-Fr.)
<b>LT</b>	92	Josh Holmes (6-0, 280, Sr.)
	93	Luther Robinson (6-3, 295, R-Fr.)
<b>RT</b>	54	Micanor Regis (6-3, 305, Jr.)
	99	Marcus Forston (6-3, 305, R-Soph.)
<b>RE</b>	35	Olivier Vernon (6-4, 250, Soph.)
	or 97	Adewale Ojomo (6-4, 260, Jr.)
	or 48	Andrew Smith (6-3, 245, Jr.)
<b>SLB</b>	45	Ramon Buchanan (6-1, 220, Jr.)
	or 36	Kylan Robinson (6-1, 235, Sr.)
<b>MLB</b>	44	Colin McCarthy (6-2, 240, Sr.)
	94	Kelvin Cain (6-3, 226, Fr.)
<b>WLB</b>	31	Sean Spence (6-0, 220, Jr.)
	58	Jordan Futch (6-3, 240, Jr.)
	or 59	James Gaines (6-3, 205, Fr.)
<b>LCB</b>	13	Ryan Hill (6-0, 205, Sr.)
	8	DeMarcus Van Dyke (6-1, 185, Sr.)
<b>RCB</b>	1	Brandon Harris (5-11, 195, Jr.)
	21	Brandon McGee (6-0, 180, Soph.)
<b>SS</b>	26	Ray Armstrong (6-4, 215, Soph.)
	or 29	JoJo Nicolas (6-1, 205, R-Jr.)
<b>FS</b>	7	Vaughn Telemaque (6-2, 207, Soph.)
	22	Kacy Rodgers (6-2, 195, Fr.)
	or 37	Jared Campbell (6-0, 205, Sr.)

**SPECIAL TEAMS**

<b>PK</b>	25	Matt Boshier (6-0, 205, Sr.)
	40	Jake Wieclaw (6-2, 198, Soph.)
<b>KO</b>	25	Matt Boshier (6-0, 205, Sr.)
	40	Jake Wieclaw (6-2, 198, Soph.)
<b>P</b>	25	Matt Boshier (6-0, 205, Sr.)
	40	Jake Wieclaw (6-2, 198, Soph.)
<b>H</b>	16	Spencer Whipple (6-2, 210, Jr.)
<b>LS</b>	60	Chris Ivory (6-2, 227, Jr.)
	88	Billy Sanders (6-4, 248, R-Fr.)

<b>PR</b>	3	Travis Benjamin (5-11, 176, Jr.)
	6	Lamar Miller (5-11, 210, R-Fr.)
	2	Graig Cooper (6-0, 205, Sr.)
<b>KOR</b>	6	Lamar Miller (5-11, 210, R-Fr.)
	5	Mike James (6-0, 217, Soph.)
<b>KOR</b>	23	Eduardo Clements (5-9, 190, Fr.)
	24	Storm Johnson (6-0, 218, Fr.)

**LAST TIME IT HAPPENED**

<b>Kickoff Return For TD</b>	By Hurricane: Lamar Miller at Ohio State, 9/11/10, 88 yards, OSU 36-24
	By Opponent: C.J. Spiller, Clemson, 10/24/09, 90 yards, Clemson 40-37 (OT)
<b>Punt Return For TD</b>	By Hurricane: Travis Benjamin at Ohio State, 9/11/10, 79 yards, OSU 36-24
	By Opponent: Ricky Hall, Virginia Tech, 11/13/99, 64 yards, VT 43-10
<b>Blocked Punt Return For TD</b>	By Hurricane: Quadtrine Hill vs. North Carolina, 10/29/05, recovered in end zone, blocked by Quadtrine Hill, UM 34-16
	By Opponent: Bill Schautz, Virginia, 11/07/09, 20 yard return, blocked by Trey Womack, UM 52-17
<b>Interception Return For TD</b>	By Hurricane: Darryl Sharpton vs. Duke, 11/21/09, 73 yards, UM 34-16
	By Opponent: Kendric Burney, North Carolina, 11/14/09, 77 yards, UNC 33-24
<b>Fumble Return For TD</b>	By Hurricane: Marcus Robinson vs. Clemson, 9/20/08, 10/24/09, 53 yards, Clemson 40-37 OT
	By Opponent: Chris Cook, Virginia, 11/10/07, 44 yards, VA 48-0
<b>Safety Recorded</b>	By Hurricanes: vs. Georgia Tech, 9/17/09, Bad snap, Chandler Anderson kicks ball out of end zone, UM 33-17
	By Opponent: at Florida, 9/6/08, Matt Boshier punt blocked out of the endzone, UF 26-3
<b>Shutout at Home</b>	By Hurricanes: vs. Florida A&M, 9/2/10, UM 45-0
	By Opponent: vs. Virginia, 11/10/07, VA 48-0
<b>Shutout On Road</b>	By Hurricanes: at Syracuse, 11/18/00, UM 26-0
	By Opponent: at Florida State, 10/4/97, FSU 47-0
<b>Blocked Punt</b>	By Hurricane: Richard Gordon vs. UCF, 10/11/08, UM 20-14
	By Opponent: Trey Womack, Virginia, 11/08/09, UM 52-17
<b>Blocked Field Goal</b>	By Hurricane: Thomas Carroll vs. Florida, 12/31/04, UM 27-10
	By Opponent: Devon Torrence, Ohio State, blocked 39-yard attempt, 9/11/10, OSU 36-24
<b>Missed Extra Point</b>	By Hurricanes: Matt Boshier, at Clemson, blocked, 10/2/10, UM, 30-21
	By Opponent: Dustin Hopkins, FSU, 9/7/09, UM 38-34
<b>100-Yard Rushing-Game</b>	By Hurricane: Damien Berry, vs. Duke, 111 yards, 10/16/10, UM, 28-13
	By Opponent: Chris Thompson, FSU, 158 yards, 10/9/10, FSU, 45-17
<b>200-Yard Rushing-Game</b>	By Hurricane: Willis McGahee vs. Virginia Tech, 205 yards, 39 carries, 12/7/02, UM 56-45
	By Opponent: Tashard Choice, Georgia Tech, 204 yards, 37 carries, 10/13/07, GT 17-14
<b>300-Yard Passing-Game</b>	By Hurricane: Jacory Harris vs. Duke, 348 yards, 11/21/09, 25 of 43, UM 34-16
	By Opponent: Riley Skinner, Wake Forest, 10/31/09, 349 yards, 29 of 43, UM 28-27
<b>400-Yard Passing-Game</b>	By Hurricane: Ken Dorsey at West Virginia, 10/26/02, 422 yards, 22 of 36, UM 40-23
	By Opponent: Luke McCown, Louisiana Tech, 10/28/00, 418 yards, 42 of 72, UM 42-31
<b>500-Yard Passing-Game</b>	By Hurricane: None
	By Opponent: Cade McNown, UCLA, 12/5/98, 513 yards, 26 of 35, UM 49-45
<b>100-199 Yard Receiving-Game</b>	By Hurricane: Leonard Hankerson at Clemson, 147 yards, 10/2/10, UM, 30-21
	By Opponent: C.J. Spiller, Clemson, 10/24/09, 104 yards, 6 receptions, Clemson 40-37 OT
<b>200+Yard Receiving-Game</b>	By Hurricane: Wesley Carroll vs. California, 9/15/90, 208 yards, 11 receptions, UM 52-24
	By Opponent: Gerard Phelan, Boston College, 11/23/84, 226 yards, 11 receptions, BC 47-45
<b>60-69 Yard Punt</b>	By Hurricane: Matt Boshier at Clemson, 61 yards, 10/2/10, UM 30-21
	By Opponent: Durant Brooks, Georgia Tech, 10/28/06, 63 yards, GT 30-23
<b>70+Yard Punt</b>	By Hurricane: Matt Boshier at Duke, 10/18/08, 76 yards, UM 49-31
	By Opponent: Ben Arndt, Georgia Tech, 11/19/05, 78 yards, GT 14-10
<b>50+Yard Field Goal</b>	By Hurricane: Matt Boshier at Ohio State, 9/11/10, 51 yards, OSU 36-24
	By Opponent: Dustin Hopkins, Florida State, 9/7/09, 52 yards, FSU 38-34
<b>Four Field Goals-Game</b>	By Hurricane: Jon Peattie vs. West Virginia, 10/2/03, (22, 32, 43, 30, 23), UM 22-20
	By Opponent: Casey Barth, UNC, 11/14/09 (22, 42, 32, 33), NC 33-27
<b>Five Field Goals-Game</b>	By Hurricane: Jon Peattie vs. West Virginia, 10/2/03, (22, 32, 43, 30, 23), UM 22-20
	By Opponent: Devin Barclay, Ohio State, 9/11/10 (24, 41, 21, 24, 24), OSU 36-24
<b>Three TDs-Game</b>	By Hurricane: Leonard Hankerson, 10/2/10 (22 rec, 65 rec, 7 rec), UM 30-21
	By Opponent: Kyle Parker, Clemson, 10/24/09 (15 pass, 56 pass, 26 pass), Clemson 40-37 OT
<b>Three Rushing TDs-Game</b>	By Hurricane: Tyrone Moss vs. North Carolina, 10/29/05 (1 run, 1 run, 4 run, 15 run), UM 34-16
	By Opponent: Reggie Merriweather, Clemson, 11/6/04 (27, 1, 2), Clemson (24-17 (OT)
<b>Four Rushing TDs-Game</b>	By Hurricane: Tyrone Moss vs. North Carolina, 10/29/05 (1 run, 1 run, 4 run, 15 run), UM 34-16
	By Opponent: Antone Smith, Florida State, 2008, (19, 2, 5, 20), FSU 41-39
<b>Three Passing TDs-Game</b>	By Hurricane: Jacory Harris vs. Florida A&M, 9/2/10 (19 pass, 40 pass, 32 pass), UM 45-0
	By Opponent: Kyle Parker, Clemson, 10/24/09 (15 pass, 56 pass, 26 pass), Clemson 40-37 OT
<b>Five Passing TDs-Game</b>	By Hurricane: (5) Kyle Wright at Wake Forest, 11/12/05, (64, 11, 15, 76, 10), UM 47-17
	(4) Jacory Harris at Duke, 10/18/08, (9, 6, 25, 10), UM 49-31
	By Opponent: (5) Cade McNown, UCLA, 12/5/98, (77, 7, 14, 61, 59), UM 49-45 and (5) Sam Bradford, Oklahoma, 9/8/07 (23, 24, 6, 30, 9), OU 51-13
<b>Three Receiving TDs-Game</b>	By Hurricane: Leonard Hankerson, 10/2/10 (22, 65, 7), UM 30-21
	By Opponent: Malcolm Kelly, Oklahoma, 9/8/07 (23 pass, 24 pass, 30 pass), OU 51-13



**U**

# 57

## ALLEN BAILEY

Defensive Line  
6-4, 285, Senior-3L  
Sapelo, Ga.  
McIntosh County Academy

- PRESEASON ALL-AMERICA
- NAGURSKI TROPHY WATCH LIST
- TED HENDRICKS AWARD CANDIDATE
- LOMBARDI AWARD CANDIDATE
- 2009 ALL-ACC FIRST TEAM

- ▶ Started all six of Miami's games at defensive end; Has also played DT.
- ▶ Ranks ninth on the team with 21 total tackles
- ▶ Has 5.0 tackles for a loss and two sacks
- ▶ Recorded a career-high six tackles at Ohio State (2 - solo, 4 - assists)
- ▶ Picked up his second sack of the season in a win at Duke

**RECAPPING 2009 (JUNIOR)**

- ▶ Led the 'Canes in sacks (7.0) and tackles for a loss (11.0)
- ▶ Played both defensive tackle and defensive end during the season
- ▶ Led all UM defensive linemen with 34 total tackles on the year
- ▶ Ranked fourth in the ACC in sacks per game (0.58) and tied for seventh in tackles for a loss per game (0.92)
- ▶ Named First Team All-ACC at defensive tackle by the Atlantic Coast Sports Media Association, Rivals.com and Phil Steele
- ▶ Was awarded the Strength Training Athlete of the Year at the team's annual awards banquet on Dec. 6
- ▶ Recorded a career-high tying two sacks in back-to-back games vs. Clemson and at Wake Forest
- ▶ Also set career-highs for total tackles (5 at Wake Forest and at USF) and tackles for a loss (3.0 vs. Clemson and at Wake Forest)
- ▶ Forced fumbles versus Oklahoma and Clemson
- ▶ His forced fumble versus Clemson was returned by teammate Marcus Robinson for a 53-yard touchdown
- ▶ Over the final six games of the regular season, tallied 19 total tackles, 7.5 tackles for a loss, four sacks and a forced fumble
- ▶ Started 10 of his 13 games played

**Big BAILEY INSIDE**

- ▶ One of the most versatile defenders in the country, senior Allen Bailey is coming off his best season in which he recorded a team-high seven sacks and 11 tackles for a loss.
- ▶ At 6-4, 288, Bailey has played both defensive tackle and defensive end and has been a key to the Hurricanes' pass rush in his career.

**ALLEN BAILEY'S CAREER STATISTICS**

Year	GP/GS	TACKLES					FUMBLES				
		TT	UT	AT	TFL	QBP	Sacks	FF	FR	PBU	Int
2007	12/0	0	0	0	0-0	0	0-0	0	0-0	0	0-0
2008	12/4	24	15	9	9-56	14	5-0-46	0	0-0	0	0-0
2009	13/10	34	19	15	11-77	1	7-0-66	2	0-0	2	0-0
2010	6/6	21	13	8	5-29	1	2-0-16	0	0-0	1	0-0
<b>Totals:</b>	<b>43/20</b>	<b>79</b>	<b>47</b>	<b>32</b>	<b>25-162</b>	<b>16</b>	<b>14-128</b>	<b>2</b>	<b>0-0</b>	<b>3</b>	<b>0-0</b>

**ALLEN BAILEY'S CAREER HIGHS**

- Total tackles ..... 6, (at Ohio State 2010)
- Solo ..... 4, twice (vs. Clemson 2009, at Pittsburgh 2010)
- Assists ..... 5 (at USF 2009)
- Sacks ..... 2, twice (vs. UCF 2008; vs. Clemson 2009)



**U**

# 25

## MATT BOSHER

Placekicker, Punter,  
6-0, 205  
Senior-3L  
Jupiter, Fla.  
Jupiter HS

- 2010 LOU GROZA AWARD CANDIDATE**
- 2010 RAY GUY AWARD CANDIDATE**
- 2010 LOWE'S SENIOR CLASS AWARD CANDIDATE**
- 2009 ALL-ACC FIRST TEAM (KICKER)**
- 2009 ALL-ACC SECOND TEAM (PUNTER)**
- 2008 LOU GROZA AWARD SEMIFINALIST**
- 2008 ALL-ACC SECOND TEAM**
- 2008 JACK HARDING AWARD RECIPIENT (TEAM MVP)**

▶ Tied school record with his 13th consecutive made field goal in season opener against FAMU after finishing the 2009 season making 12 in a row

▶ Had successfully converted 105 straight extra points until a block in the second quarter against Clemson, good enough for second all-time at UM behind Carlos Huerta (157)

▶ Averaging 45.0 yards per punt, which leads the ACC

**ALREADY IN 2010 (SENIOR):**

▶ Made 22 of 23 of his extra point attempts this season

▶ Tied school record for consecutive field goals with his first field goal of the season with 14:08 to go in the fourth quarter against FAMU, connecting on a 24-yard kick.

**RECAPING 2009 (JUNIOR):**

▶ Named All-ACC first team kicker and second team punter

▶ Also chosen to the Rivals.com All-ACC first team as a kicker and to the Phil Steele All-ACC first team as a kicker and second team as a punter

▶ Connected on 14-of-16 field goals and ended the season making 12 in a row which is the second-best streak in school history in a career and in a single-season

▶ Ranked third in the ACC in field goal percentage (87.5) and was a perfect 50-of-50 in PAT's, which were the most in the ACC and ranked as the second-best

mark in a single season

- ▶ Made 90 consecutive extra-point attempts, which is the third-best streak in a career at Miami
- ▶ In ACC action, tied for the league-lead going 32-of-32 in PAT's
- ▶ Made 10-of-11 field goals of 30-plus yards
- ▶ Earned All-ACC Specialist of the Week honors twice and was a Lou Groza Award Star of the Week
- ▶ As a punter, led the ACC in conference games averaging 42.9 yards per punt on 30 punts in eight games
- ▶ Overall, averaged 42.5 yards per punt in 13 games for the Hurricanes
- ▶ Had at least one punt of 50-plus yards in eight of 13 games and had 23 of 51 punts downed inside the 20-yd line.

**MATT BOSHER'S CAREER STATISTICS**

Year	GP/GS	PUNTING				In 20	TB	Blk
		No.	Yards	Avg.	Long			
2007	12/12	58	2329	40.2	75	9	1	2
2008	13/13	66	2659	40.3	76	19	3	2
2009	12/12	51	2169	42.5	59	23	7	0
2010	6/6	29	1304	45.0	61	8	2	0
<b>Totals</b>	<b>42/42</b>	<b>204</b>	<b>8461</b>	<b>41.5</b>	<b>76</b>	<b>59</b>	<b>13</b>	<b>4</b>

Year	GP/GS	EXTRA POINTS		FIELD GOALS			FG BREAKDOWN					
		XP/XPA	Pct.	FG/FGA	Pct.	Long	Pts.	10-19	20-29	30-39	40-49	50+
2008	13/13	40/40	1.000	18-20	90.0	52	94	0/0	10/10	5/5	1/2	2/3
2009	13/13	50/50	1.000	14-16	87.5	51	90	1/1	3/4	6/7	3/3	1/1
2010	6/6	22/23	.957	5-8	62.5	51	37	0/0	3/3	1/3	0/1	1/1
<b>Totals</b>	<b>32/32</b>	<b>112/113</b>	<b>0.991</b>	<b>37-44</b>	<b>84.1</b>	<b>52</b>	<b>215</b>	<b>1/1</b>	<b>15/17</b>	<b>12/15</b>	<b>4/6</b>	<b>4/5</b>

**MATT BOSHER'S CAREER HIGHS**

Field goals . . . . . 3, 4 times (last vs. Clemson 2009)

Field goal attempts . . . . . 3, four times (last vs. Clemson 2009)

Long field goal . . . . . 52 (vs. Wake Forest 2008)

Extra points . . . . . 7, twice (Last vs. Virginia 2009 )

Extra point attempts . . . . . 7, twice (Last vs. Virginia 2009 )

Points . . . . . 13, twice (last vs. Clemson 2009)

Punts . . . . . 11 (vs. UCF 2008)

Punting yards . . . . . 410 (vs. UCF 2008)

Average . . . . . 51.7 (at Virginia Tech 2007)

Long . . . . . 76 (at Duke 2008)

Kicks inside the 20 . . . . . 4, twice (Last at Wake Forest 2009)

Touchbacks . . . . . 4 (at Duke 2008)



**U**

# 74

**ORLANDO FRANKLIN**

Offensive Line  
6-7, 312, Senior-3L  
Delray Beach, Fla.  
Atlantic HS

**OUTLAND TROPHY WATCH LIST  
LOMBARDI AWARD CANDIDATE  
2009 ALL-ACC HONORABLE MENTION**

**ALREADY IN 2010 (SENIOR):**

- ▶ First year as the full-time starter at left tackle
- ▶ Named ACC Offensive Lineman of the Week for his performance in win over Pitt
- ▶ Graded out at 95 percent in 39 plays with two pancake blocks and one lumberjack in the season opener against Florida A&M as the Miami offense racked up 405 yards of total offense - 250 passing and 155 rushing.
- ▶ Graded out at 96 percent with two pancake blocks and two lumberjacks against Ohio State
- ▶ Graded out at 98 percent with eight pancake blocks and two lumberjacks against Pitt
- ▶ Graded out at 92 percent with nine pancake blocks and two lumberjacks against Clemson

**RECAPPING 2009 (JUNIOR):**

- ▶ Named ACC Offensive Lineman of the Week after his performance in the regular season finale at USF when he started at left tackle
- ▶ Graded out at 95 percent with 51 pancake blocks and 13 lumberjacks in helping anchor the left side of the offensive line while starting all 11 games at left guard and one game at left tackle
- ▶ Picked up a career-high 10 pancake blocks and graded out at 96 percent in the win over Duke
- ▶ Also performed well against Georgia Tech (97 percent grade, eight pancake blocks, five lumberjacks); Wake Forest (97 percent grade, four pancake blocks); North Carolina (94 percent grade); FSU (95 percent grade) and Oklahoma (93 percent grade, limited All-America DT Gerald McCoy to a half-tackle)
- ▶ Helped a Miami offense rack up 5,199 yards (3,405 passing, 1,794 rushing), which is the most since the 2004 season (4,593 yards) as the Miami offense is in

line to become just the eighth team in school history to gain 5,000 yards in a season.

**ORLANDO FRANKLIN'S CAREER GAMES**

- 2007 totals:** 12 games, 3 starts
- 2008 totals:** 13 games, 11 starts
- 2009 totals:** 13 games, 13 starts
- 2010 totals:** 6 games, 5 starts
- Career totals:** 45 games, 32 starts



**U**

# 85

**LEONARD HANKERSON**

Wide Receiver  
6-3, 205, Senior-3L  
Fl. Lauderdale, Fla.  
St. Thomas Aquinas HS

**2010 BILETNIKOFF AWARD CANDIDATE**

- ▶ Led UM with a career-high 801 receiving yards in 2009
- ▶ Also led the team with 45 receptions and six touchdowns
- ▶ Started 12 of 13 games
- ▶ Was the only Hurricane receiver to have a catch in all 13 games in 2009 and now has caught a ball in 14 straight games
- ▶ Second in the ACC with 645 receiving yards in league play last season

**ALREADY IN 2010 (SENIOR):**

- ▶ Leads the team in catches (34), receiving yards (540) and receiving touchdowns (7).
- ▶ Ranks second in the ACC and 18th nationally with a 90.0 receiving yards per game average
- ▶ After a 115-yard performance against FAMU, nearly became the first player at UM to record back-to-back 100-yard receiving games since Kellen Winslow in 2003 with 90 yards receiving at Ohio State
- ▶ Ranks sixth all-time in UM history in career touchdown catches with 16.
- ▶ Riding a 19-game streak with at least one catch

**RECAPPING 2009 (JUNIOR):**

- ▶ Led Miami with a career-high 801 receiving yards - the most by a Hurricane receiver since Andre Johnson (1,092) in 2002
- ▶ Added a team-high 45 receptions
- ▶ Also the team leader with six receiving touchdowns
- ▶ Started 12 of 13 games and was only Hurricane receiver with a catch in all 13 games
- ▶ Had a catch of 20 or more yards in 12 of 13 games which includes three touchdown grabs of 20-plus yards
- ▶ Had 645 receiving yards in ACC games which was the second-most in the ACC
- ▶ Hauled in a career-high eight catches for a career-high 143 yards against

- Duke and also had seven catches for 92 yards at North Carolina, five catches for 97 yards at Wake Forest, five catches for 87 yards against Clemson, three catches for 79 yards at Virginia Tech and four catches for 72 yards at Florida State
- ▶ Averaged 17.8 yards per catch
- ▶ Had 60 or more receiving yards in seven of 13 games
- ▶ Had touchdown catches against Florida A&M, UCF, Clemson, Virginia, Duke and USF
- ▶ Had a catch of 30 or more yards in eight of 12 games including a career-long 52-yarder against Duke.

**LEONARD HANKERSON'S CAREER STATISTICS**

Year	GP/GS	No. Yards	Avg.	TD	LG
2007	7/2	6 63	10.5	1	24
2008	8/2	11 140	12.7	2	41
2009	13/12	45 801	17.8	6	52
2010	6/6	34 540	15.9	7	65
<b>Totals</b>	<b>34/22</b>	<b>96 1544</b>	<b>16.1</b>	<b>16</b>	<b>65</b>

**LEONARD HANKERSON'S CAREER HIGHS**

Receptions	8 (vs. Duke 2009)
Receiving Yards	147 (at Clemson 2010)
Receiving Touchdowns	3 (at Clemson 2010)
Long Reception	65 (at Clemson 2010)





**U**

**1**

**BRANDON HARRIS**

Defensive Back  
5-11, 195, Junior-2L  
Miami, Fla.  
Booker T.  
Washington HS

- 2010 JIM THORPE TROPHY WATCH LIST**
- 2010 NAGURSKI WATCH LIST**
- 2010 SPORTING NEWS PRESEASON ALL-AMERICA**
- 2009 ALL-ACC FIRST TEAM**
- 2009 SECOND TEAM SI.COM ALL-AMERICAN**
- 2009 THIRD TEAM ASSOCIATED PRESS ALL-AMERICAN**
- 2009 FOURTH TEAM PHIL STEELE ALL-AMERICAN**
- 2008 ALL-ACC ACADEMIC FOOTBALL TEAM**

- ▶ Led the ACC and ranked second nationally with 1.31 passes defended per contest last season
- ▶ Third on the team with 52 tackles in 2009
- ▶ One of 12 Jim Thorpe Award Semifinalists in 2009

**ALREADY IN 2010 (JUNIOR)**

- ▶ Tallied six tackles - four solo, two assisted - against Clemson
- ▶ Had seven total tackles (six solo) and played well in coverage at OSU
- ▶ Had three tackles in road win at Pitt
- ▶ Tied for fifth on the team with 27 tackles (20 solo)

**2009 (SOPHOMORE)**

- ▶ Led the ACC and ranked second nationally in averaging 1.31 passes defended per contest
- ▶ Tied for second nationally with 15 pass break-ups and third in passes defended (17)
- ▶ Named All-ACC First Team by the Atlantic Coast Sports Media Association, ESPN.com, Rivals.com and Phil Steele
- ▶ Named one of 12 national semifinalists for the Jim Thorpe Award
- ▶ Ranked third on UM's defense with 52 total tackles
- ▶ One of two 'Cane defenders (along with Randy Phillips) with two interceptions on the year
- ▶ Had 6.0 tackles for a loss this season, including a sack and a forced fumble in

win over Oklahoma

- ▶ One of three 'Canes with two forced fumbles
- ▶ Selected ACC Defensive Back of the Week after tallying a game- and career-high nine tackles (three solo) in addition to breaking up two passes – including one in the end zone with nine seconds remaining – in win at Florida State
- ▶ Had a career-high five pass break-ups and an interception against Florida A&M
- ▶ Recorded his second interception of the season in the regular season finale at USF.

**BRANDON HARRIS' CAREER STATISTICS**

Year	GP/GS	TACKLES					Sacks	FUMBLES			
		TT	UT	AT	TFL	QBP		FF	FR	PBU	Int
2008	13/6	30	22	8	2-11	0	1-7	0	0-0	3	1-25
2009	13/13	58	40	18	6-12	0	1-5	3	0-0	15	2-10
2010	6/6	27	20	7	1-4	0	0-0	1	0-0	2	0-0
<b>Totals</b>	<b>32/25</b>	<b>115</b>	<b>82</b>	<b>33</b>	<b>9-27</b>	<b>0</b>	<b>2-12</b>	<b>4</b>	<b>0-0</b>	<b>20</b>	<b>3-35</b>

**KICK RETURNS**

Year	GP/GS	No	Yards	Avg.	TD	LG
2008	13/6	13	274	21.1	0	41
2009	13/13	2	63	31.5	0	37
<b>Totals</b>	<b>26/19</b>	<b>15</b>	<b>337</b>	<b>24.5</b>	<b>0</b>	<b>41</b>

**BRANDON HARRIS' CAREER HIGHS**

Total tackles..... 9 (at Florida State 2009)  
Solo..... 6, twice (at Wake Forest 2009, at Ohio State 2010)  
Assists..... 6 (at Florida State 2009)  
Interceptions..... 1, three times (at NC State 2008, vs. FAMU, at USF 2009)



**U**

# 12

## JACORY HARRIS

Quarterback  
6-4, 200, Junior-2L  
Miami, Fla.  
Northwestern HS

**2010 DAVEY O'BRIEN AWARD CANDIDATE**  
**2010 MANNING AWARD CANDIDATE**  
**2010 HEISMAN TROPHY WATCH**  
**2009 SEMIFINALIST FOR THE DAVEY O'BRIEN AWARD**

- ▶ Became first UM Quarterback since 2002 to throw for 3,000 yards in a season with 3,352 yards as a sophomore in 2009
- ▶ Ranks in the UM career Top 10 for pass completions, yards, touchdown passes and total offense after two seasons
- ▶ Recognized as ACC Offensive Back of the week four times in 2009
- ▶ Second in the ACC in passing yards with 3,352
- ▶ Threw for over 300 yards in four different games last season
- ▶ Three-time ACC Rookie of the Week honoree in 2008

**ALREADY IN 2010 (JUNIOR)**

- ▶ Ten of his first 12 completions in the Florida A&M game were for first downs.
- ▶ With a TD pass at Duke, Harris tied Gino Torretta for fourth place in school history with 47 career touchdown passes.
- ▶ Harris ranks fourth in the ACC in passing yards per game (224.0) and fifth in total offense (229.2).
- ▶ Threw four touchdowns in a half for the second time in his career in the first half against Clemson. The last time was in the second half against Duke in 2008.

**RECAPPING 2009 (SOPHOMORE)**

- ▶ First QB since Ken Dorsey in 2002 to throw for 3,000 yards in a season and seventh Miami quarterback with 3,000 yards passing in a single season
- ▶ Recognized as the ACC Offensive Back of the Week four times in 2009 – after wins over Florida State, Georgia Tech, Wake Forest and Duke
- ▶ Four 300 yard passing games including three times in the last six games
- ▶ Completed 242 of 406 passes for 3,352 yards and 24 touchdowns and had a 59.6 completion percentage
- ▶ Ranked 30th nationally in passing efficiency (140.09) and fifth in the ACC
- ▶ His 3,352 yards were the second-most by an ACC quarterback and he ranked

third in the conference in passing avg/game (263.7), fifth in total offense (245.5) and fifth passing efficiency (141.6)

- ▶ In Miami's single season record book, he ranked second in pass completions (242), fourth in passing yards (3,352), sixth in touchdown passes (24) and fifth in total offense (3,133)
- ▶ His career-best 28 pass completions against UNC tied for the 10th-most in a single-game while his 386 passing yards against Florida State were the 10th most in a single game.

**JACORY HARRIS' CAREER STATISTICS**

Year	G/S	PASSING					RUSHING				
		Att-Com-Int	Pct.	Yards	TD	LG	Att	Yards	Avg.	TD	LG
2008	13/2	194-118-7	60.8	1195	12	41	45	101	2.2	2	30
2009	13/13	406-242-17	59.6	3352	24	69	48	-219	-4.6	1	26
2010	6/6	200-104-9	52.0	1344	11	65	24	31	0.6	1	29
<b>Totals</b>	<b>31/21</b>	<b>800-464-33</b>	<b>58.0</b>	<b>5891</b>	<b>47</b>	<b>69</b>	<b>117</b>	<b>-87</b>	<b>-0.7</b>	<b>5</b>	<b>30</b>

**JACORY HARRIS' CAREER HIGHS**

- Attempts . . . . . 50 (at North Carolina 2009)
- Completions . . . . . 28 (at North Carolina 2009)
- Yards Passing . . . . . 386 (at Florida State 2009)
- Touchdown Passes . . . . . 4 (at Duke 2008)
- Interceptions . . . . . 4 (at North Carolina 2009)
- Rushes . . . . . 10 (at Duke 2008)
- Rushing Yards . . . . . 53 (at Duke 2008)
- Long Rush . . . . . 30 (vs. Charleston Southern 2008)




**U**

# 44

## COLIN McCARTHY

Linebacker  
6-2, 240, Senior-3L  
Birdsboro, Pa.  
Clearwater (Fla.)  
Central Catholic HS



**2010 BUTKUS AWARD CANDIDATE**  
**2009 ALL-ACC SECOND TEAM**

- ▶ Second on the team with 95 tackles in 2009
- ▶ Also second on the team with 10.5 tackles for loss, and 53 unassisted tackles
- ▶ Recorded 8.6 tackles per game in league play, third best in the ACC
- ▶ Tied a career high with 13 tackles at both Virginia Tech and North Carolina in 2009

**ALREADY IN 2010 (SENIOR)**

- ▶ Leads the defense with 29 career starts
- ▶ Made his first career start at linebacker against FAMU in the season-opener.
- ▶ Ranks second on the defense in total tackles (36) and first in assisted tackles (25).
- ▶ Second on the team with 7.5 tackles at Ohio State; Also led the 'Canes with 2.5 tackles for a loss against the Buckeyes.
- ▶ Had eight tackles last week against FSU

**RECAPPING 2009 (JUNIOR)**

- ▶ Ranked second on UM's defense in total tackles (95) and unassisted tackles (53)
- ▶ Also ranked second among all Hurricane defenders with 10.5 tackles for a loss
- ▶ Ranked third among all ACC defenders with a 8.6 tackle per game average in league play
- ▶ Named to the All-ACC Second Team by the Atlantic Coast Sports Media Association and after ranking 10th in the league with a 7.2 tackle per game average overall
- ▶ Also named to Third Team All-ACC by Phil Steele
- ▶ Recorded double-digit tackles on four occasions, including a career-high tying 13 at Virginia Tech and at North Carolina
- ▶ Also recorded 11 stops in back-to-back weeks versus Clemson and at Wake Forest

- ▶ Recorded his second career interception in win over UCF in Orlando
- ▶ Played in all 13 games and started 10
- ▶ Was awarded the Training Room Comeback Player of the Year (along with TE Dedrick Epps) at the team's annual awards banquet on Dec. 6
- ▶ Recorded his only sack of the season in the regular season finale at USF
- ▶ Tallied a season-high nine solo stops at UNC
- ▶ Forced a fumble and had a season-high 2.5 tackles for a loss against Clemson
- ▶ Led the team with 42 assisted stops

**COLIN McCARTHY'S CAREER STATISTICS**

Year	GP/GS	TACKLES					Sacks	FUMBLES			
		TT	UT	AT	TFL	QBH		FF	FR	PBU	Int
2006	9/0	2	1	1	0-0	0	0-0	0	0-0	0	0-0
2007	11/10	74	50	24	12.0-44	3	2-11	1	1-27	3	1-30
2008	4/4	18	10	8	1.0-6	0	0.5-5	1	0-0	0	0-0
2009	13/10	95	53	41	10.5-30	2	1-12	1	0-0	1	1-9
2010	5/5	36	11	25	4.5-19	0	1.5-11	0	1-0	1	0-0
<b>Totals</b>	<b>41/28</b>	<b>225</b>	<b>125</b>	<b>99</b>	<b>28-99</b>	<b>5</b>	<b>5.0-39</b>	<b>3</b>	<b>2-27</b>	<b>5</b>	<b>2-39</b>

**Additional statistics:** 1 blocked punt in 2006

**COLIN McCARTHY'S CAREER HIGHS**

Total tackles . . . . . 13 (at Virginia Tech, at North Carolina 2009)  
Solo . . . . . 9 (at North Carolina 2009)  
Assists . . . . . 9 (at Virginia Tech 2009)



U

31

SEAN SPENCE

Linebacker  
6-0, 220, Junior-2L  
Miami, Fla.  
Northwestern HS



**2010 BUTKUS AWARD CANDIDATE**  
**2008 ACC DEFENSIVE ROOKIE OF THE YEAR**

**ALREADY IN 2010 (JUNIOR):**

- ▶ Leads the UM defense in total tackles (56), solo stops (29) and tackles for a loss (10.0).
- ▶ Recorded a game-high nine tackles in win over Pitt. Also had 1.5 sacks and 2.5 tackles for a loss against the Panthers.
- ▶ Led the 'Canes with a career-high 11 tackles at Ohio State
- ▶ Recorded one pass break-up in each of Miami's first two games and one against FSU.
- ▶ Picked up four tackles in win over Florida A&M, which included 2.0 tackles for loss
- ▶ Recorded a career high 14 tackles against Clemson as well as a forced fumble
- ▶ Finished with a team-best 12 tackles at Duke

**RECAPPING 2009 (SOPHOMORE):**

- ▶ Missed three games late in the season with an injury
- ▶ Despite playing in only 10 games on defense, ranked fifth on the team with 6.5 tackles for a loss
- ▶ Recorded 36 total tackles (19 solo, 17 assists) on the year
- ▶ Tallied a team-high 10 total tackles (five solo, five assists) in win over then-No. 8 Oklahoma
- ▶ All three of his sacks came on the road in the state of Florida
- ▶ Had seven total tackles, two sacks and a pass break up against UCF in Orlando
- ▶ Averaged 7.3 tackles per game in the four games prior to suffering an injury versus Clemson (at Virginia Tech – 8; vs. Oklahoma – 10; vs. Florida A&M – 4; at UCF – 7).

**SEAN SPENCE'S CAREER STATISTICS**

Year	GP/GS	TACKLES					QBH	Sacks	FUMBLES			Int
		TT	UT	AT	TFL	FF			FR	PBU		
2008	13/9	65	38	27	9.5-31	6	2-15	1	0-0	3	1-7	
2009	10/7	36	19	17	6.5-33	1	3-28	0	0-0	1	0-0	
2010	6/6	56	29	27	10.0-41	0	1.5-18	1	1-0	3	0-0	
<b>Totals</b>	<b>29/22</b>	<b>157</b>	<b>86</b>	<b>71</b>	<b>26.0-105</b>	<b>7</b>	<b>6.5-61</b>	<b>2</b>	<b>1-0</b>	<b>7</b>	<b>1-7</b>	

**SEAN SPENCE'S CAREER HIGHS**

Total tackles.....	14 (at Clemson 2010)
Solo.....	7 (vs. Florida State 2008)
Assists.....	9 (at Clemson 2010)