



CONTACT: Amy (Woodruff) LaBrie, Associate Communications Director
 O: (305) 284-3241 | C: (813) 410-1194
 A.Woodruff@miami.edu | @CanesHoops

2014-15 SCHEDULE

DATE	OPPONENT	TV	TIME/SCORE
Nov. 6	Eckerd College (exh.)	HurricaneSports.com	W, 74-58
Nov. 14	[RV] Howard	ESPN3	W, 84-49
Nov. 17	[RV] at No. 8/7 Florida	ESPNU	W, 69-67
Nov. 20	[-/RV] vs. Drexel &	ESPNU	W, 66-46
Nov. 21	[-/RV] vs. Akron &	ESPNU	W, 79-51
Nov. 23	[-/RV] vs. Charlotte &	ESPN2	W, 77-58
Nov. 25	[17/20] at Charlotte &	FSN	W, 77-74
Nov. 28	[17/20] South Alabama	ESPN3	W, 87-75
Dec. 2	[15] No. 24/25 Illinois!	ESPN2	W, 70-61
Dec. 6	[15] Green Bay	ESPN3	L, 55-68
Dec. 8	[20/21] Savannah State	ESPN3	W, 70-39
Dec. 19	[18/19] Eastern Kentucky	ESPN3	L, 44-72
Dec. 22	[RV/RV] vs. Providence ^	FOX Sports 1	L, 76-62
Dec. 30	College of Charleston	ESPN3	W, 67-40
Jan. 3	No. 3 Virginia *	ESPN2 L, 80-89 (20T)	
Jan. 10	Boston College *	RSN	W, 60-56
Jan. 13	at No. 4 Duke *	ESPN2	W, 90-74
Jan. 17	at No. 12 Notre Dame *	ESPN2	L, 70-75
Jan. 22	[RV/RV] -/RV NC State *	ACCN	W, 65-60
Jan. 24	[RV/RV] at Syracuse *	ESPN2	W, 66-62
Jan. 28	[23] Georgia Tech *	RSN	L, 50-70
Feb. 1	[23] at Florida State *	ESPNU	L, 54-55
Feb. 3	No. 9/8 Louisville *	ACCN	L, 55-63
Feb. 8	Clemson *	ESPNU	W, 56-45
Feb. 11	at Wake Forest *	RSN	L, 70-72
Feb. 15	at Boston College *	ESPNU	W, 89-86 20T
Feb. 18	Virginia Tech *	RSN	7 p.m.
Feb. 21	at No. 12 Louisville *	ESPN	2 p.m.
Feb. 25	Florida State *	RSN	9 p.m.
Feb. 28	No. 15/16 North Carolina *	CBS	2 p.m.
March 4	at Pittsburgh *	RSN	8 p.m.
March 7	at Virginia Tech *	RSN	Noon

ACC Tournament, Greensboro (N.C.) Coliseum

- March 10 First Round
- March 11 Second Round
- March 12 Quarterfinals
- March 13 Semifinals
- March 14 Finals

All home games are played at the BankUnited Center

Game times are ET and subject to change

[] Miami's/USA TODAY Ranking * ACC game

! ACC/Big Ten Challenge Presented by DICK'S Sporting Goods & Gildan Charleston Classic, S.C.

^ Brooklyn Hoops Holiday Invitational, Barclays Center, N.Y.

ACCN - ACC Network RSN - Regional Sports Network

All conference games on an ESPN network will also be available on WatchESPN.

All conference games carried on ACCN or RSN will also be available on ESPN3.

All games can be heard on WQAM 560 and Canes All Access on HurricaneSports.com

SOCIAL MEDIA

Website: HurricaneSports.com

Twitter, Instagram, Facebook: @CanesHoops

MIAMI MEDIA GUIDE

Miami is not printing media guides again this season.

The Canes' stats, notes and almanac are online at:

http://go.can.es/mbbnotes.



MIAMI

HURRICANES
(16-9, 6-6)

LEADERS

Points per Game

Sheldon McClellan, 14.6
Angel Rodriguez, 12.7

Rebounds per Game

Tonye Jekiri, 10.2

Assists per Game

Angel Rodriguez, 4.4

VIRGINIA TECH

HOKIES
(10-15, 2-10)

LEADERS

Points per Game

Adam Smith, 13.5
Justin Bibbs, 12.4

Rebounds per Game

Joey van Zegeren, 5.9

Assists per Game

Devin Wilson, 4.2

SETTING THE SCENE

Feb. 18, 2015 | 7 p.m.

BankUnited Center | Coral Gables, Fla.

TV: RSN

Radio: 560 WQAM | 90.5 WVUM | Sirius 92 | XM 193

Web: WatchESPN

After leading Miami to the 2013 NCAA Sweet 16 and winning the school's first ACC regular season and tournament championships, **Jim Larrañaga** was honored as the, Naismith, USBWA Henry Iba, Adolph Rupp Cup and ACC Coach of the Year. The Bronx, N.Y., native helped Miami to a No. 2 national ranking by both the and USA TODAY, and a No. 2 seed in the NCAA Tournament.



THE GAME

Miami returns to the BankUnited Center on Feb. 18 to face Virginia Tech at 7 p.m., in the first of two matchups this season.

THE SERIES

Miami is 14-12 in the all-time series against Virginia Tech, which dates back to the 2000-01 season. The Canes are 7-4 at home against the Hokies, 5-6 on the road and 2-2 at neutral sites. Miami won the last matchup against Virginia Tech, defeating the Hokies, 57-53, on March 12, 2014 at the ACC Tournament.

THE BROADCASTS

Catch the game on RSN with Wes Durham and Dan Bonner making the call. Affiliates include: FOX Sports Carolinas, FOX Sports South, SUN Sports, Comcast SportsNet Mid-Atlantic, New England Sports Network, FOX Sports Indiana, FOX Sports San Diego, FOX Sports Midwest, FOX Sports Southwest Plus, FOX Sports Wisconsin, FOX Sports Prime Ticket, ESPN3, FOX Sports Detroit Plus, ROOT Sports Pittsburgh, SportsTime Ohio, ROOT Sports Rocky Mtn.Delay Broadcast, ROOT Sports Northwest, MSG Plus. Also check out the game on 560 WQAM Radio with Joe Zagacki, the Voice of the Hurricanes, and on 90.5 WVUM Radio, Miami's student station.

THE COACH

Head coach Jim Larrañaga has a 552-379 overall record in his 31st season as a head coach. He is 82-45 in his fourth season at the University of Miami, with a 37-27 mark in ACC play.

THE POLLS (as of Feb. 16)

AP: Miami - NR; Virginia Tech - NR

KenPom.com: Miami - 60; Virginia Tech - 167

USA TODAY: Miami - NR; Virginia Tech - NR

NCAA RPI: Miami - 64; Virginia Tech - 220

THE WEATHER

Projected temperatures on game day: Coral Gables - 71/48; Blacksburg, Va. - 20/-5.

THE QUOTE

"Well they were terrific. I thought [Angel] Rodriguez was sensational. He not only scored, but he controlled the game. It's one of the best performances I've seen in Cameron from an opposing player. Their whole team played well, but he really set the tone in how well he played. He was great—not good—he was great."

- Duke Head Coach Mike Krzyzewski, following Miami's 90-74 win on Jan. 13

2014-15 ROSTER

NAME	POS.	HT.	WT.	YR.	HOMETOWN PREVIOUS SCHOOL (S)
0 Ja'Quan Newton	G	6-2	185	Fr.	Philadelphia, Pa. / Neumann-Goretti HS Career marks at ND: 16 points, 5 assists, 2 rebounds ... All-time leading scorer (1,972 p) in Philadelphia Catholic School League.
1 Deandre Burnett	G	6-2	195	RFr.	Miami, Fla. / Massanutten Military (Va.) / Carol City HS 13 pts off the bench at BC ... 20.0 ppg, 5.5 rpg in two games vs. Illinois and Green Bay ... Third in nation in scoring as HS senior (37 ppg).
2 Joe Thomas	F	6-7	245	Gr.	Miami, Fla. / Niagara / Dr. Krop HS Grabbed career-best 13 rebounds vs. Green Bay ... Played HS ball with Angel Rodriguez ... Only senior or graduate on the team.
5 Davon Reed	G	6-6	208	So.	Ewing, N.J. / Princeton Day School (N.J.) Tallied 19p, 6r, 3a, 1s at BC ... Notched 19p, 5r, 2s against Louisville ... Notched double-digit points in five of last seven games.
10 Sheldon McClellan	G	6-5	205	RJr.	Houston, Texas / Texas / Bellaire 19 of last 22 games with 10+ points ... Recorded 24p, 4r, 3a at BC ... Gained 60 lbs on bench since arrival at Miami.
11 Mike Fernandez	G	6-1	190	So.	Coral Gables, Fla. / Belen Jesuit Walk-on ... Scored first collegiate points (2) Nov. 14 against Howard ... All-Dade County honorable mention two seasons.
12 James Palmer	G	6-5	200	Fr.	Washington, D.C. / St. John's College HS Hit two 3-pointers in each of first five games ... Team-best 68% FG in Spain ... Can play positions 1-4 ... No. 1 player in D.C. region by ESPN.
13 Angel Rodriguez	G	5-11	180	RJr.	Cupey, P.R. / Kansas State / Dr. Krop HS Preseason Bob Cousy & Oscar Robertson Award watch lists ... Avg. 24.3 ppg, 5.0g, 3.0 spg in games against Top 8 teams (UF, Uva., Duke).
20 Manu Lecomte	G	5-11	170	So.	Brussels, Belgium / Athene des Pagodes 23 pts at No. 4 Duke, 10-11 FT ... Multiple 3-pointers in 12 games ... FIBA U20 Division B 2014 All-Tournament Team for Belgium.
22 Omar Sherman	F	6-8	260	Fr.	Duncanville, Texas / Duncanville HS 4+ rebounds in eight games ... Hit a 3-pointer in 13 games ... Smooth-shooting lefty ... Dropped 20 lbs since June arrival at UM.
23 Tonye Jekiri	C	7-0	244	Jr.	Hialeah, Fla. / Champagnat Catholic / Port Harcourt, Nigeria Leads ACC with 11.6 rpg ... 17r vs. Clem, 15 at BC ... 10p, 10r at Duke ... 13p, 15r at SYR ... Only returner from 2013 ACC Championship.
33 Ivan Cruz Uceda	F	6-10	237	Jr.	Madrid, Spain / Harcum College (Pa.) Trio of 3s vs. Clemson ... Avg. 14.6 ppg, 9.6 rpg and 2.0 assists in JuCo ... Set school records for rebounds in a game (29) and career (635).
35 Chris Stowell	F	6-7	190	Fr.	Exeter, N.H. / Tilton School (N.H.) / Exeter HS Walk-on ... Post grad year at Tilton School ... Can communicate in five languages: English, Spanish, Italian, Russian, Chinese & Hebrew.

REDSHIRT (Will sit 2014-15 season after transferring from Oklahoma State)

21 Kamari Murphy*	F	6-9	216	Jr.	Brooklyn, N.Y. / Oklahoma State / IMG / Lincoln HS Led OSU in total rebounds and blocks as a sophomore ... Averaged 6.1 ppg and 6.3 rpg in 25.9 mpg during sophomore campaign.
--------------------------	----------	------------	------------	------------	--

LARRAÑAGA BY THE NUMBERS

5 - Coach Jim Larrañaga is one of five ACC coaches with a Final Four appearance to his credit. In 2006, Larrañaga became the first coach at a mid-major school to take his team to the NCAA Final Four in 27 years.

7 - Larrañaga is no stranger to the ACC. In his seven seasons as an assistant coach at Virginia, the Cavaliers participated in the NCAA Final Four in 1981 and 1984, won three ACC Championships and finished in the Top 5 of the rankings.

14 - Larrañaga has made 14 postseason appearances in the past 24 years, including six NCAA tournaments.

31 - Larrañaga is in his 31st year as a head coach and has successfully transitioned three institutions into successful programs: Miami, Bowling Green and George Mason.

500 - Coach L is one of five ACC coaches with 500 or more wins.

LARRAÑAGA - WHY MIAMI?

Along with returning to the best basketball conference in the country, Coach L had a few personal reasons for accepting the head coaching job at Miami. Coach's grandfather was from Cuba, where he produced the Larrañaga [lare-en-YAH-ga] cigar. Coach's father was raised in Key West before moving to The Bronx, N.Y., getting married and raising six children. Coach L was raised in The Bronx, but vacationed to Florida as a boy. He also has owned a house in Sarasota - which he bought from Dick Vitale's daughter - and three of his siblings have retired to Florida.

Team Statistics	UM	Virginia Tech
SCORING	1712	1658
Points per game	68.5	66.3
Scoring margin	+5.2	-1.6
FIELD GOALS-ATT	588-1353	598-1332
Field goal pct	.435	.449
3 POINT FG-ATT	207-572	182-468
3-point FG pct	.362	.389
3-pt FG made per game	8.3	7.3
FREE THROWS-ATT	329-454	280-448
Free throw pct	.725	.625
F-Throws made per game	13.2	11.2
REBOUNDS	848	769
Rebounds per game	33.9	30.8
Rebounding margin	-1.1	-6.6
ASSISTS	344	306
Assists per game	13.8	12.2
TURNOVERS	256	314
Turnovers per game	10.2	12.6
Turnover margin	+1.4	+0.7
Assist/turnover ratio	1.3	1.0
STEALS	148	117
Steals per game	5.9	4.7
BLOCKS	84	83
Blocks per game	3.4	3.3
ATTENDANCE	69564	82403
Home games-Avg/Game	13-5351	15-5494
Neutral site-Avg/Game	-	4-2509

PRONUNCIATIONS

Players	
33 Ivan Cruz Uceda	E-von Cruise Ew-say-duh
23 Tonye Jekiri	Tahn-yay Jah-keer-ee
20 Manu Lecomte	Man-ew La-cont
21 Kamari Murphy	Kuh-mar-ee
5 Davon Reed	Dave-on
35 Chris Stowell	Stole

Coaches

Jim Larrañaga	Lare-uh-nay-guh
Michael Huger	Hue-gur
Chris Caputo	Ca-poo-toe

Locations

Belen Jesuit	buh-lin
Cupey, P.R.	kew-pay
Champagnat School	schomp-un-yaht

CLASS BREAKDOWN

Graduates	Joe Thomas
Seniors	None
Juniors	Ivan Cruz Uceda, Tonye Jekiri, Sheldon McClellan, Kamari Murphy, Angel Rodriguez
Sophomores	Mike Fernandez, Manu Lecomte, Davon Reed
Freshmen	Deandre Burnett, Ja'Quan Newton, James Palmer, Omar Sherman, Chris Stowell

GEOGRAPHIC BREAKDOWN

Belgium	Manu Lecomte
Nigeria	Tonye Jekiri
Puerto Rico	Angel Rodriguez
Spain	Ivan Cruz Uceda
United States	
Florida	Deandre Burnett, Mike Fernandez, Joe Thomas
New Hampshire	Chris Stowell
New Jersey	Davon Reed
New York	Kamari Murphy
Pennsylvania	Ja'Quan Newton
Texas	Sheldon McClellan, Omar Sherman
Washington, D.C.	James Palmer

PRESEASON POLL

October 2015

- Duke
- North Carolina
- Louisville
- Virginia
- Syracuse
- Pitt
- Notre Dame
- Florida State
- NC State
- 10. Miami**
- Clemson
- Wake Forest
- Georgia Tech
- Boston College
- Virginia Tech

CURRENT STANDINGS

Feb. 16, 2015

- Virginia 12-1
- Notre Dame 10-3
- Duke 9-3
- Louisville 8-4
- North Carolina 8-4
- Syracuse 7-5
- Clemson 7-7
- 8. Miami 6-6**
- Pittsburgh 6-7
- NC State 6-7
- Florida State 6-7
- Wake Forest 4-9
- Georgia Tech 3-11
- Virginia Tech 2-10
- Boston College 1-11

SERIES VS. VIRGINIA TECH

Overall	Miami leads 14-12
Games at Miami	7-4
Games at Blacksburg	5-6
Games on neutral courts	2-2
Current streak	Miami won 1
Last meeting	Mar. 12, 2014, W, 57-53
Larrañaga at UM vs. Virginia Tech	4-2
Larrañaga all-time vs. Virginia Tech	4-2

DID YOU KNOW

Coach L became the first Miami coach to win 20+ games in his first two seasons at UM and only the fourth of 12 UM coaches to post two 20-win seasons.

Former Cane Rick Barry was named one of the Greatest Players in NBA History.

Miami native and former Cane James Jones won the 2010-2011 NBA All-Star Weekend 3-Point Contest and the NBA Championship in the 2011-2012 season.

Six-time NBA All Star Amar'e Stoudemire enrolled at UM last year and is taking classes to earn his bachelor's degree.

UM is in its 11th season in the ACC.

Coach L led the George Mason Patriots to the Final Four with big wins over some of basketball's elite teams such as Michigan State, UNC and UConn. He was the first coach to take a mid-major to a Final Four in 27 years (Penn '79) when his team advanced in 2006.

In 14 years at George Mason, Larrañaga led the Patriots to five NCAA Tournament appearances (2011, 2008, 2006, 2001, 1999), including the 2006 Final Four.

Miami basketball received APR (academic progress rate) Public Recognition Awards for being among the top 10 percent in APR in their sport. Miami ranks in the top 10 percent NCAA men's basketball with a 990 APR.

The Miami Department of Athletics recorded a Graduation Success Rate (GSR) of 92 percent. Miami's department-wide GSR is tied for third among ACC schools and 10th overall among FBS programs. UM has exceeded the NCAA average GSR in each of the last 10 years.

According to latest US News & World Report rankings, the University of Miami is tied as the top academic institution in the state of Florida and ranks 48th nationally.

The Canes have averaged 20+ wins in each of the last eight seasons.

The Hurricanes have made at least one trey in 891 of 897 games since the NCAA adopted the 3-point shot in 1986.

Miami has held 750 of its last 751 opponents to less than 100 points. UNC was the last team to score 100+, defeating UM 105-64 on Jan. 31, 2007.

TOUGH STRETCH AHEAD FOR MIAMI

Miami will face a ranked opponent in two of the next three outings when the Canes travel to Kentucky to face No. 12 Louisville, then host No. 15/16 North Carolina. Sandwiched between the two games is in-state rival Florida State at home.

IN ACC GAMES, MIAMI HAS ...

* Hit 10+ 3-pointers in four games - at Duke, Clemson, at Syracuse, at Boston College - while only Virginia and Wake Forest have hit 10+ against the Canes.

* 10+ assists in 10 games.

* Less than 13 turnovers in every game.

* Led at the half in only three games: vs. BC, at Notre Dame, at Florida State.

* Hit 15+ freethrows in five games.

WHAT'S TRENDING IN ACC GAMES ONLY ...

Davon Reed: 10+ points in six of the past eight games ... Hit better than 44 percent in every game but one (0-1 vs. BC) ... Knocked down multiple 3-pointers in seven of the last nine outings ... Connected on a 3-pointer in all but two games ... Grabbed 4+ rebounds five of the last six games ... Talled a steal in six-straight games ... Played more than 30 minutes in all but one game since Jan. 13.

Sheldon McClellan: Nine games with 10+ points, five with 15+ points ... Eight steals the past two games ... One double-double ... Hit a 3-pointer in nine games ... Shot better than 40 percent in 10 games ... Attempted at least two free throws in all but one game.

James Palmer: Three rebounds in three-straight games ... Scored in four-straight games, and nine of the last 10.

Angel Rodriguez: Multiple assists in every game but one ... 3+ assists 10 times, 5+ in seven outings ... Knocked down 14-of-16 free throws in past four games ... Grabbed a rebound in all but two games.

Manu Lecomte: Tallied an assist in every game ... Grabbed a rebound in eight games ... Hit multiple 3-pointers in four games.

Tonye Jekiri: Five double-doubles ... 10+ rebounds in nine of 12 games ... 10+ defensive rebounds three times ... 4+ offensive rebounds in seven games ... 10+ points in six games ... 3+ blocks four times.

REED CLUTCH FROM DISTANCE

Sophomore Davon Reed is knocking down 53.3 percent of his shots from long range overall, while notching a 59.0 percent (23-39) clip from three in ACC games. He leads the team with 23 3-pointers in league games and despite only playing 16 of 24 games (due to injury), he is fourth on the team with 24 from long range overall. He has hit a 3-pointer in nine-straight games, and for the season has seven games with multiple threes, topping out with five against Louisville.

THREE CANES SHOOTING BETTER THAN 50 PERCENT

Junior Sheldon McClellan and sophomores Tonye Jekiri and Davon Reed are all hitting at least 50 percent of their shots this season. In all games, McClellan is hitting shots at a 51.0 percent clip. Jekiri is at 50.0 percent and Reed is hitting a team-best 54.4 percent in his 17 games played. In ACC outings, Reed is sizzling with his 58.8 percent from the field.

CANES ON THE ROAD IN THE ACC

This season Miami is 3-3 in ACC home games and 3-3 on the road, increasing Coach L's ACC records to 20-12 at home and 17-15 on the road. Prior to Larrañaga's arrival in 2011-12, the Canes compiled records of 30-27 at home and 13-42 on the road in seven seasons in the league.

Year	Home ACC	Road ACC	Year	Home ACC	Road ACC
2014-15	3-3	3-3	2010-11	4-4	2-6
2013-14	3-6	4-5	2009-10	4-4	0-8
2012-13	8-1	7-2	2008-09	5-3	2-6
2011-12	6-2	3-5	2007-08	6-2	2-6
	20-12 (.625)	17-15 (.531)	2006-07	3-5	1-7
			2005-06	4-5	3-4
			2004-05	4-4	3-5
			30-27 (.526)	13-42 (.236)	

CANES IN THE POLLS

	AP	USA TODAY	RPI
11/10	--	RV	--
11/17	--	RV	--
11/24	17	20	--
12/1	15	15	3
12/8	20	21	23
12/15	18	19	36
12/22	RV	RV	30
1/19	RV	RV	56
1/26	23	23	38

SINCE THE ARRIVAL OF COACH LARRAÑAGA IN 2011-12 ...

- Miami is one of three schools with five or more wins in the ACC Tournament.
- Miami is one of four ACC schools with a winning record in the NCAA tournament.
- Miami's seeds in the ACC Tournament have been No. 1, No. 6 and No. 10.
- Miami is one of eight ACC teams to make an NCAA tournament appearance.
- Miami is one of five ACC teams to make an NIT appearance.
- One ACC Coach of the Year, one ACC Player of the Year, ACC Defensive Player of the Year, one ACC Tournament MVP, four ACC All-Tournament, one first-team All-ACC, one second-team All-ACC, three third-team All-ACC, two honorable mention All-ACC, one ACC All-Rookie Team and three ACC All-Defensive Team selections.
- Miami has the most lopsided win over Duke (27 points) and second-most lopsided wins over Boston College (27 points), North Carolina (26 points) and Florida State (24 points) of any ACC team.
- Miami has won seven ACC games by 20 or more points: Boston College (27, 22, 22 and 21), Duke (27), North Carolina (26) and Florida State (24).
- All 13 seniors have earned academic degrees from UM: Garrus Adams, Rion Brown, Julian Gamble, Malcolm Grant, Justin Heller, Reggie Johnson, DeQuan Jones, Kenny Kadji, Donnavan Kirk, Trey McKinney Jones, Ryan Quigtar, Durand Scott, Erik Swoope.

IN THE THREE YEARS PRIOR TO THE ARRIVAL OF COACH L (2008-11) ...

- Miami posted the eighth-most ACC wins (17) in the league, ahead of NC State (16), Virginia (16) and Georgia Tech (14).
- Miami recorded 60 overall wins, seventh-most in the ACC.
- Miami's seeds in the ACC Tournament were No. 9 (twice) and No. 12.
- Miami was one of four ACC teams to not play in the NCAA tournament.
- Miami was one of five ACC teams to play in the NIT.
- Miami had one first-team All-ACC, one third-team All-ACC, one honorable mention All-ACC, one ACC All-Rookie Team and one ACC Tournament Team selection.

UM COMMUNICATIONS

MBB Contact Amy Woodruff LaBrie
Associate Director of Communications
Work/Cell (305) 284-3241 / (813) 410-1194
E-mail a.woodruff@miami.edu
Website www.HurricaneSports.com

2014-15 UM QUICK FACTS

Location Coral Gables, Fla.
Stadium BankUnited Center (7,972)
Press Row 305-284-2111
Capacity 7,972
Enrollment 15,629
Founded 1925
Colors Orange, Green, White
Nickname Hurricanes
Mascot Sebastian the Ibis
Conference Atlantic Coast
President Dr. Donna E. Shalala
Director of Athletics Blake James
Address 5821 San Amaro Drive
Coral Gables, Fla. 33146

2013-14 Overall Record 17-16
Home/Away/Neutral 8-8 / 7-6 / 2-2
2013-14 ACC Record / Finish 7-11 / 10th
Scholarship Players Returning / Lost 2 / 6
Newcomers 9

Head Coach Jim Larrañaga
Alma Mater Providence, 1971
Record at UM 82-45 / 4th season
Overall Record 552-379 / 31st season

Eric Konkol Wisconsin-Eau Claire, '00
Michael Huger Bowling Green, '94
Chris Caputo Westfield (Mass.) State, '02
Director of Operations Adam Fisher
Assoc. Director of Operations Jaime Vathielil
Athletic Trainer Jason Robey
Strength & Conditioning Coach Steve Felde

HISTORY

First Season of Basketball 1926
Overall All-Time Record 955-714
Year UM Joined ACC 2004-05
NCAA Appearances Seven
1960, 1998, 1999, 2000, 2002, 2008, 2013
Last NCAA Appearance L, 71-61
Sweet 16 vs. Marquette, 2013
NIT Appearances 10
1961, 1963, 1964, 1995, 1997,
2001, 2005, 2006, 2009, 2011
Last NIT Appearance L, 79-64
Quarterfinals vs. Alabama, 2011

COMMUNICATIONS POLICIES

All interview requests for assistant coaches or athletics department staff members must be approved and cleared by Amy Woodruff LaBrie in the UM Communications office. Credential requests are taken via e-mail to LaBrie (A.Woodruff@miami.edu). Any misuse of credentials will result in removal from the BankUnited Center and the permanent voiding of the credential. The UM locker room is closed at all times. For home games, Coach L and at least one Hurricane player will report to the media room for interviews following the opposing team's press conference.

LED (TIED) THE TEAM IN....

	Points	Rebounds	Assists	Steals	Blocks
Burnett	2		(1)	1 (3)	
Cruz Uceda				(1)	1
Jekiri	2	18 (2)	(1)	(1)	9 (5)
Lecomte	(1)		4 (1)	(4)	
McClellan	11	3 (2)	2	3 (2)	(1)
Newton			2	(1)	(1)
Palmer				(1)	(2)
Reed	2	1	(1)	1 (3)	2 (2)
Rodriguez	7 (1)		15 (2)	12 (4)	1 (3)
Sherman				(2)	3
Thomas		1		1	1

CARDIAC CANES - YEAR TWO

Miami has played nine games this season that have been decided by five points-or-less. In 2013-14, Miami led the ACC having played 13 games decided by five points-or-less or in overtime.

Difference	1	2	3	4	5	8	9	10-14	15-19	20+
Won	-	1	2	2	1	-	1	1	3	5
Lost	1	1	-	-	1	1	1	2	-	2

LOOKING AT THE UPCOMING SCHEDULE

Just past the halfway point of Miami's ACC schedule, the Canes are 6-6 in the league after playing six games against teams ranked higher than UM in the current standings. In its final six regular-season games, the Canes face nationally ranked North Carolina and Louisville, as well as Pittsburgh, who are all in the top 8 of the ACC standings. UM plays three games against teams in the bottom five of the conference.

1. Virginia - L, 89-80 in double overtime in ACC opener.
2. Notre Dame - L, 75-70 after leading for 29 minutes at Notre Dame.
3. Duke - W, 90-74 at Cameron Indoor Stadium.
4. Louisville - L, 63-55, outscored Cards 29-28 in second half. *Play again Feb. 21 at Uofl.*
5. North Carolina - Feb. 28 at home.
6. Syracuse - W, 66-62 at Carrier Dome.
7. Clemson - W, 56-45.
8. Miami 6-6 in ACC play
9. Pittsburgh - March 4 at Pitt.
10. NC State - W, 65-60.
11. Florida State - L, 55-54 at FSU. *Play again Feb. 25.*
12. Wake Forest - L, 72-70 on the road.
14. Georgia Tech - L, 70-50 at home.
14. Virginia Tech - *Play Feb. 18 at home, March 7 at VT.*
15. Boston College - W, 60-56 at home. W, 89-86 on the road.

MIAMI PLAYS TO THE CROWD

Miami is 8-2 when playing in front of a crowd that is 75 percent of the arena's capacity, with one loss at sold-out No. 12 Notre Dame and one at home. Miami is 5-6 when the crowd is less than 75 percent capacity. (Numbers based on true home and road games only, not neutral sites)

Player	10+ points	20+ points	7+ rebounds	2+ blocks	4+ assists	3+ steals
Burnett	5	1	1		1	
Cruz Uceda	1					
Jekiri	9		21	10	2	
Lecomte	10	1			3	
McClellan	19	2	8		2	2
Newton	1				1	
Palmer	3					
Reed	6				2	1
Rodriguez	15	3	1	2	15	7
Sherman	4		1	3		
Thomas			1	1		1

FIRSTS UNDER JIM LARRAÑAGA

First game: Nov. 11, 2011 vs. Tennessee Tech. W, 69-58.
First starting lineup: Malcolm Grant, Durand Scott, Garius Adams, Erik Swoope, Kenny Kadji.
First opening tip: Miami – Kenny Kadji.
First UM FG: 18:38, Durand Scott, 3-pointer.
First lead: 18:38, 3-0.
First halftime score: Tennessee Tech 32, Miami 27.
First win: Nov. 11, 2011. Miami 69, Tennessee Tech 58.
Attendance at first game: 3,600.
First loss: Nov. 25, 2011 at Ole Miss, 64-61 (OT).
First road win: Dec. 22, 2011 at Charlotte, 76-61.
First ACC game: Jan. 7, 2012 at Virginia, L, 52-51.
First ACC win: Jan. 18, 2012 vs. Clemson, 76-73.
First ACC regular season title: 2012-13

JIM LARRAÑAGA = PROGRAM CHANGER

In Coach L's Three Seasons at Miami ...

- ACC Regular Season and Tournament Championships
- .656 winning percentage
- Two 20-win seasons
- Two postseason appearances with three victories
- 15 ACC wins in 2013
- One All-American

Seven Seasons before Coach L at UM ...

- .561 winning percentage
- Best conference finish was fifth place
- One NCAA Tournament appearance
- Most ACC wins in a season was eight

In Coach L's 14 Seasons at George Mason ...

- .626 winning percentage
- 13 straight winning seasons
- A Final Four appearance
- Five trips to the NCAA tournament
- Nine postseason appearances
- First national ranking
- First appearance in Top 10
- First wins over Top 10 teams
- Winningest coach in league history

Seven Seasons before Coach L at GMU...

- .340 winning percentage
- Seven straight losing seasons
- Zero postseason appearances
- Worst team in the CAA

PRO CANES

James Jones	Cleveland Cavaliers (NBA)
Shane Larkin	New York Knicks (NBA)
John Salmons	New Orleans Pelicans (NBA)
Jimmy Graham	New Orleans Saints (NFL)
Erik Swoope	Indianapolis Colts (NFL)
Garius Adams	Liege (Belgium)
Brian Asbury	Hapoel Eilat (Israel)
Rion Brown	Brussels (Belgium)
Guillermo Diaz	Arecibo (Puerto Rico)
Julian Gamble	Brussels (Belgium)
Lawrence Gilbert	Manizales (Colombia)
Malcolm Grant	Renaissance Sportive Tanger (Morocco)
Gary Hamilton	Osaka Evessa (Japan)
Dequan Jones	Acqua Vitasnella Cantu (Italy)
Kenny Kadji	Trikalla (Greece)
Anthony King	Artland Dragons (Germany)
Donnavan Kirk	Michelin Etha Engomis Nicosia (Cyprus)
Trey McKinney Jones	Gravelines (France)
Darius Rice	Karpos Sokoli (Greece)
Durand Scott	Hapoel T-A (Israel)

BREAKING DOWN THE STATS

Through 25 games, Miami is 16-9 overall, 8-5 at home, and 8-4 away from the BankUnited Center (5-3 on the road and 3-1 at neutral sites). Despite facing three Top 15 teams on the road - at No. 6/7 Florida, at No. 4 Duke and at No. 12 Notre Dame - Miami averages 7.6 ppg, 5.7 FG% and 6.5 3FG% better on the road than at home.

	PPG	FG%	3FG%	FT%	RPG	APG	SPG
Home(13)	64.8	40.7	33.1	72.8	35.6	12.6	5.7
Away (12)	72.4	46.4	39.6	72.1	32.1	15.0	6.2
Wins (16)	73.2	46.7	40.8	73.9	35.4	14.8	6.1
Losses (9)	60.0	37.9	28.8	69.6	31.2	11.9	5.6

YEARLY IMPROVEMENTS

Tonye Jekiri and Sheldon McClellan have drastically improved their stats from a season ago. The chart below shows 2014-15 overall and 2013-14 overall stats for Jekiri and 2014-15 overall vs. 2012-13 (at Texas) for the transfer, McClellan.

	FG%	3FG%	FT%	REB	PTS
Jekiri-14-15	50.0	.000	73.8	10.2	8.2
Jekiri-13-14	45.6	.000	58.1	5.5	4.2
McClellan 14-15	51.0	37.1	81.0	5.0	14.6
McClellan 12-13	38.2	27.3	83.3	3.9	13.5

RODRIGUEZ SHINES IN THE SECOND HALF

Senior guard Angel Rodriguez knows how to finish a game. In 10 games, he has scored double-digit points in the second stanza, including 22 at Florida, 17 against Virginia, 15 at Duke and Wake Forest and 14 vs. Boston College. Only twice (10 vs. Howard, 11 vs. Providence) he has scored double-digits in the first stanza. His stats in all 25 games are below.

Rodriguez	PPG	FG%	3FG%	A
Second half	8.5	42.1	36.5	54
First half	4.0	23.0	26.2	52

RODRIGUEZ CLOSING IN ON 1,000 CAREER POINTS

Point guard Angel Rodriguez is closing in on 1,000 career points. The native of Cupey, P.R., scored 640 points in two seasons at Kansas State and has recorded 317 points through 25 games at Miami. On Dec. 8 against Savannah State, Sheldon McClellan topped the 1,000-point plateau.

BENCH POINTS KEY FOR THE HURRICANES

The Canes have recorded 18+ points off the bench in 17 of 25 games this season, led by 34 against South Alabama, 33 at Duke and 32 at Notre Dame. In ACC play, Miami has averaged 21.3 bench points per game.

JEKIRI'S JUNIOR SEASON NUMBERS CONTINUE TO IMPROVE

Junior Tonye Jekiri has posted six double-doubles in his last 14 games, including five in ACC play. Jekiri has posted 10+ rebounds 14 times, and in nine of the last 12 games. This season he has 10+ points in nine outings.

The native of Nigeria has nearly doubled his output in points and rebounds each season as a Hurricane. The 7-footer is averaging 8.2 points and 10.2 rebounds this season, up from 4.2 ppg and 5.5 rpg his sophomore year and 1.4 points and 1.6 rebounds his rookie campaign. Through 25 games,

he has already surpassed his 22 assists from last year, posting 33 in 2014-15, and blocks with 41, up from his sophomore total of 29.

THIS SEASON MIAMI HAS ...

- Defeated Duke and Syracuse on the road in the same season, the second time this has ever happened, and the first time since UNC did during the 1983-84 season
- Defeated three ranked teams: at No. 8/7 Florida, vs. No. 24/25 Illinois and at No. 4 Duke
- Defeated a pair of Top 7 teams in the same season, both on the road: No. 6/7 Florida and No. 4 Duke
- Won two true road games against ranked opponents for the first time since 1998-99: No. 6/7 Florida and No. 4 Duke
- Defeated Coach K (1,000 wins), Coach Boenheim (962), & Coach Donovan (496)
- Ended Duke's 41-game home winning streak, the longest active streak in Division I
- Snapped Duke's 19-game ACC home game winning streak
- Snapped Florida's streak of 33 consecutive home wins, which was the longest streak in school history
- Scored 90 points against Duke, the most points scored by an unranked opponent in a regulation win in Cameron Indoor Stadium since NC State's 96 points on Feb. 23, 1983.
- Dealt Duke the most lopsided loss (16 points) an unranked visitor has handed to a ranked Blue Devil team in the ACC era
- Defeated Syracuse at the Carrier Dome, in front of the largest collegiate crowd of the season to date: 30,677

COACH L NOTCHES CAREER WIN NO. 550

In his first victory against Syracuse, Coach Jim Larrañaga won his 550th career game. Larrañaga's 100th win came in 1991 against Kent State while at Bowling Green. While at George Mason, win No. 200 came in 1997 vs. Northeastern, No. 300 in 2003 against East Carolina and No. 400 in 2008 vs. William & Mary. In 2012, the Canes defeated Georgia Tech for Coach L's 500th.

ACC COACHES TELECONFERENCE

Coach Larrañaga will speak on the ACC Coaches Teleconference every Monday at 10:50 a.m., beginning in January. Contact Amy LaBrie - a.woodruff@miami.edu - for the call-in number.

MIAMI'S LARGEST IN 2014-15

Lead	37, vs. Howard, 11/14
Deficit	28, vs. Eastern Kentucky, 12/19
Margin of Victory	35, vs. Howard, 11/14
Margin of Defeat	28, vs. Eastern Kentucky, 12/19
Halftime Lead	24, vs. Howard, 11/14
Halftime Deficit	18, vs. Virginia, 1/3
Deficit in Win	15, at Florida, 11/17
Halftime Deficit in Win	12, at Florida, 11/17
Lead in Loss	12, at Notre Dame, 1/17
Halftime Lead in Loss	11, at Florida State, 2/1

HITTING FROM LONG DISTANCE

UM has hit at least eight shots from long range in seven of the past 10 games and 16 times this season, topping out with 14 at Charlotte. In ACC play, Davon Reed leads the team with 23 and closely trailed by Sheldon McClellan (18), Angel Rodriguez (15), and Manu Lecomte (14).

STARTERS BY GAME

Howard	Rodriguez	Lecomte	McClellan	Thomas	Jekiri
Florida	Rodriguez	Lecomte	McClellan	Thomas	Jekiri
Drexel	Rodriguez	Lecomte	McClellan	Thomas	Jekiri
Akron	Rodriguez	Lecomte	McClellan	Thomas	Jekiri
Charlotte	Rodriguez	Lecomte	McClellan	Thomas	Jekiri
Charlotte	Rodriguez	Lecomte	McClellan	Thomas	Jekiri
So. Alabama	Rodriguez	Lecomte	McClellan	Thomas	Jekiri
Illinois	Rodriguez	Lecomte	McClellan	Thomas	Jekiri
Green Bay	Rodriguez	Lecomte	McClellan	Thomas	Jekiri
Savannah St.	Rodriguez	Lecomte	McClellan	Thomas	Jekiri
Eastern Ky.	Rodriguez	Lecomte	McClellan	Thomas	Jekiri
Providence	Rodriguez	Lecomte	McClellan	Sherman	Jekiri
Charleston	Rodriguez	Lecomte	McClellan	Thomas	Jekiri
Virginia	Rodriguez	Lecomte	McClellan	Thomas	Jekiri
Boston Co.	Rodriguez	Burnett	McClellan	Sherman	Jekiri
Duke	Rodriguez	Burnett	McClellan	Sherman	Jekiri
Notre Dame	Rodriguez	Burnett	McClellan	Reed	Jekiri
NC State	Rodriguez	Reed	McClellan	Sherman	Jekiri
Syracuse	Rodriguez	Reed	McClellan	Sherman	Jekiri
Georgia Tech	Rodriguez	Reed	McClellan	Sherman	Jekiri
Florida State	Rodriguez	Reed	McClellan	Sherman	Jekiri
Louisville	Rodriguez	Lecomte	McClellan	Thomas	Jekiri
Clemson	Rodriguez	Newton	McClellan	Reed	Jekiri
Wake Forest	Rodriguez	Newton	McClellan	Reed	Jekiri
Boston Co.	Rodriguez	Palmer	McClellan	Reed	Jekiri

RECORD BY STARTING LINEUP

Rodriguez, Lecomte, McClellan, Thomas, Jekiri	10-4
Rodriguez, Lecomte, McClellan, Sherman, Jekiri	0-1
Rodriguez, Burnett, McClellan, Sherman, Jekiri	2-0
Rodriguez, Burnett, McClellan, Reed, Jekiri	0-1
Rodriguez, Reed, McClellan, Sherman, Jekiri	2-2
Rodriguez, Newton, McClellan, Reed, Jekiri	1-1
Rodriguez, Palmer, McClellan, Reed, Jekiri	1-0

COACH L COACHING TREE

- Jamie Angeli - Women's Basketball HC - City College of New York
- Joe Barer - Assistant - Truman St.
- Scott Cherry - HC - High Point
- Bill Courtney - HC - Cornell
- Kent Dernbach - Assistant - University of Wisconsin Stephens Point
- Brian Ellerbe - Former HC - Michigan. Left DePaul in 2013
- Jerry Francis - Former HC - Prairie View
- Mike Gillian - Assistant - Florida Int'l
- Stan Heath - Former HC - University of South Florida, Kent State, Arkansas
- Marc Iavaroni - Former HC - Memphis Grizzlies.
- James Johnson - Former HC - Virginia Tech
- Derek Kellogg - HC - UMass
- Scott Lombardi - Director of Men's Basketball Operations - High Point
- Steve Merfeld - Assistant to Head Coach at Creighton
- Keith Noftz - Assistant - Massillon HS
- Jeff Schneider - Former HC - Cal Poly San Luis Obispo
- Anthony Solomon - Assistant - Notre Dame
- Ricky Stokes - Former head coach - Virginia Tech
- Jeff Westlund - Former HC - Bethel University
- Ricky Yahn - HC - Concordia University

RODRIGUEZ AT HIS BEST AGAINST THE BEST

In Miami's three games against Top 8 teams - No. 3 Virginia, No. 4 Duke and No. 8/7 Florida - Angel Rodriguez has put on a show, averaging 24.3 points and 5.0 assists.

Against Florida, he scored 22 of his 24 points in the final nine minutes, draining five second-half three-pointers to help Miami earn the win.

The junior scored 17 points in the second half against the Cavaliers, knocking down three clutch free throws with 0.9 seconds left in regulation to send the game into overtime. In the two overtimes combined, he scored six points, including 4-4 at the line, and dished out three assists, accounting for 13 of Miami's 17 overtime points.

At Duke, Rodriguez scored eight-straight points - including two from long distance - to give Miami a decisive lead. He tallied 15 points and four steals in the second half at Cameron Indoor Stadium.

THREE PLAYERS TOP 25 IN ACC STATS, AS OF FEB. 15

	Category	All Games	ACC Only
Tonye Jekiri	Rebounding	1	1
	Blocked Shots	4	7
	Def. Rebounds	1	1
	Off. Rebounds	6	T-4
Angel Rodriguez	Scoring	23	
	Assists	8	8
	Steals	3	T-7
	Ast/TO Ratio		8
Sheldon McClellan	Scoring	T-12	24
	FG Pct.	6	
	FT Pct.	6	5

MIAMI DOWNS NO. 4 DUKE AT CAMERON INDOOR

Miami defeated No. 4 Duke 90-74 on Jan. 13 at Cameron Indoor Stadium, upsetting the Blue Devils' 41-game home winning streak, and setting various Canes records. See page seven for a complete listing of postgame notes.

HURRICANES VISIT HOMESTEAD AIR RESERVE BASE

On January 6, the Hurricanes visited the Homestead Air Reserve Base, where the team learned about military procedures, held an interactive basketball practice with airmen, ate dinner with the troops, and took photos with an F-16.

SWOPE SIGNS WITH INDIANAPOLIS COLTS

Erik Swoope, former Hurricane basketball player who never played football prior to walking into an NFL locker room this summer, was on the Colts practice squad this season and on Jan. 20, signed a reserve/future contract.

MCCLELLAN TOPS 1,000 CAREER POINTS

Early in the second half on Dec. 8 against Savannah State, junior Sheldon McClellan knocked down a jumper in the paint to score his 1,000th career point. The guard scored 843 of his career points in two seasons at Texas.

LARKIN WITH KNICKS IN SECOND NBA SEASON

Former Cane Shane Larkin is in his second season in the NBA, playing for the New York Knicks after being traded from the Dallas Mavericks. Larkin is averaging 5.4 points, 2.0 rebounds, 2.5 assists and 1.3 steals in 22.1 minutes per game, through 50 games. He's shooting 41.1 percent from the field.

SEASONS OF CHANGE

Miami faced back-to-back seasons with roster turnover after losing six players from the 2012-13 ACC Championship season - five to graduation, one to NBA - then six seniors (5 scholarship) after the 2013-14 campaign.

COACHING COORDINATORS FOR MIAMI

Miami's assistant coaching staff is set up in a coordinator system, with Eric Konkol as the offensive coordinator and schedule coordinator, Michael Huger manning the defense and Chris Caputo handling the scout for every opponent.

CANE STRONG: UMBB IN THE WEIGHT ROOM

Under strength Coach Steve Felde (fell-dee), five Canes bench at least 300 pounds and eight bench press more than 250 pounds. Joe Thomas leads the way at 375, followed by Deandre Burnett (315), who is up 85 pounds since arriving at UM. Also in the 300-club are Angel Rodriguez (300/+60), Manu Lecomte (300/+85) and Mike Fernandez (300/+95).

2014-15 QUICK HITS

- UM opened the season with nine scholarship players available. This is the second-straight season the Canes open the campaign with eight or more new players and only nine available scholarship players.
- Miami has 10 new players on the roster for 2014-15: Eight scholarship newcomers, one D-I transfer who must sit out and one walk-on.
- UM opened the 2014-15 campaign with just two players from the 2013-14 season, in sophomore Manu Lecomte and junior Tonye Jekiri. Sophomore Davon Reed was out through Dec. 5 with a lower extremity injury.
- Seven players didn't wear a Miami uniform last season.
- Miami's 14-man roster includes players from five countries - Belgium, Nigeria, Puerto Rico, Spain, U.S. - six states - Florida, Texas, New York, Pennsylvania, New Jersey, New Hampshire - and Washington, D.C.
- There are no seniors playing for the Canes: One graduate student, five juniors, three sophomores and five freshmen.
- Three D-I transfers are eligible to play in 2014-15: Sheldon McClellan (Texas), Angel Rodriguez (Kansas State) and Joe Thomas (Niagara).
- The Canes lost six players - including three starters and the team's top two scorers - from the 2013-14 season, five to graduation and one transferred.
- Miami lost five of its top seven players from 2013-14. To open the 2013-14 season, Miami had lost its top six players from the 2012-13 campaign.
- Without Reed, the Canes returned 11.9 points, 7.6 rebounds, 3.0 assists, 1.3 steals and 0.9 blocks per game from the 2013-14 season. A year ago, Miami opened the 2013-14 season returning 9.3 points, 5.1 rebounds, 1.1 assists, 0.8 steals and 0.5 blocks per game.
- For the second-straight season, Miami returned the fewest points per game (18.4) and rebounds per game (9.2) of all ACC schools.
- The Canes held opponents to just 59.5 points per game in 2013-14, which was ranked No. 11 of 345 teams in Division I. Miami also averaged 61.5 ppg, which was ranked No. 337.
- The Canes lost 10 games by five points or less, or in overtime, during the 2013-14 season, on their way to a 17-16 overall record.

THREE CANES RANKED NATIONALLY

Angel Rodriguez	Rank	Actual
Total Steals	60	47.0
Steals Per Game	47	1.96
Total Assists	100	103.0
Assists Per Game	91	4.3
Sheldon McClellan	Rank	Actual
Field-Goal Percentage	79	50.8
Tonye Jekiri	Rank	Actual
Defensive Rebs per Game	12	7.08
Rebounds Per Game	17	10.0
Total Rebounds	22	240.0
Offensive Rebs Per Game	68	2.9
Double Doubles	99	5.0

CANES IN NATIONAL STATS

Category	Rank	Actual	Nat'l Leader	Actual
Fewest Turnovers	6	245.0	Wisconsin	185.0
Fewest Fouls	7	367.0	Wisconsin	327.0
Turnovers Per Game	15	10.2	Wisconsin	7.4
Personal Fouls Per Game	16	15.3	Wisconsin	13.1
Assist Turnover Ratio	25	1.35	Davidson	1.75
Three-Point FG Per Game	33	8.2	VMI	11.6
3-pt Field Goal Attempts	42	548.0	VMI	954.0
Total 3-point FGM	48	196.0	VMI	302.0
Free-Throw Percentage	73	71.7	Illinois	79.3
Turnover Margin	77	1.5	West Virginia	8.4
Scoring Defense	79	62.4	Virginia	50.8
Assists Per Game	97	13.8	North Carolina	17.6

UM RECORDS

GAME	ACC GAME
POINTS SCORED 59 - Rick Barry vs. Rollins, 1965	35 - Jack McClinton vs. North Carolina 02/15/09
FIELD GOAL % 1.000 (7-7) - Raymond Hicks vs. NC A&T, 2008	.900 (9-10) - Reggie Johnson at Duke 01/02/11
3-POINT FG 9 - Johnny Hemsley vs. Lafayette, 1999	7 (3x) last - Jack McClinton vs. North Carolina 02/15/09
3-POINT FG% 1.000 (5-5) (5x) last - Malcolm Grant vs. NC State, 2011	1.000 (5-5) - Malcolm Grant at NC State 01/23/11
FT MADE 22 (2x) last - Rick Barry vs. Florida Southern, 1965	16 - Jack McClinton vs. NC State 03/07/09
FT % 1.000 (16-16) - Jack McClinton vs. NC State, 2009	1.000 (16-16) - Jack McClinton vs. NC State 03/07/09
REBOUNDS 29 - Rick Barry vs. Oklahoma City, 1965	17 - Tonye Jekiri vs. Clemson 02/08/15
ASSISTS 14 - Michael Gardner vs. Pittsburgh, 1993	9 (3x) last - Shane Larkin vs. North Carolina 02/09/13
STEALS 9 - Jerome Scott vs. FIU, 1991	6 - Shane Larkin at North Carolina 01/10/12
BLOCKED SHOTS 13 - Anthony King vs. Florida Atlantic, 2004	6 - Anthony King vs. Florida State 01/15/05

ANTHONY LAWRENCE, JR. SIGNS NLI WITH CANES

Anthony Lawrence, Jr. has signed a National Letter of Intent to play basketball for the University of Miami.

Nicknamed "Amp," Lawrence is a 6-7, 200-pound guard/forward from Saint Petersburg, Fla., who led his Lakewood Senior High School team to the Class 5A state championship game as a junior. Lawrence scored 18 points in the championship game and totaled 25 rebounds in two state tournament games. Anthony's father, Anthony Lawrence Sr. was a two-year letterman at Miami from 1991-93.

CANES IN SPAIN

In August, the University of Miami embarked on a 10-day educational and competitive tour to Spain. The Canes were 4-0 against teams from Barcelona, Valencia and Madrid. In four games in Spain, Miami outscored its opponent 89.8 to 65.8 ppg and pulled down nearly twice as many rebounds, 51.8 to 27.0 per night. The Canes hit 51.8 percent from the field, 27.8 percent from three and 62.4 percent at the line. UM also averaged 17.8 assists and 13.3 steals per night.

Individually, four Canes averaged double digits, led by Sheldon McClellan (20.0), followed by Dre Burnett (14.3), Ja'Quan Newton (13.5) and James Palmer (11.5). Spaniard Ivan Cruz Uceda averaged 11.0 rebounds per game while Tonye Jekiri averaged 8.5 rpg. Senior Angel Rodriguez did not play any games in Spain due to injury.

LARRAÑAGA CONTRACT EXTENDED THROUGH 2022

The University of Miami extended Coach Jim Larrañaga's contract through May 31, 2022, Director of Athletics Blake James announced in September 2014. Larrañaga first signed a five-year contract in 2011, then was granted a three-year extension in 2012.

DARIUS RICE NAMED ACC LEGEND

Darius Rice has been named Miami's 2015 ACC Basketball Legend. A three-time All-BIG EAST Conference selection, the 6-foot-10 Rice was named to the BIG EAST All-Rookie Team and earned first team All-District 6 honors three times while at Miami. Rice led the Canes to the 2002 NCAA Tournament and the 2001 NIT. He ended his collegiate career with 1,865 points (16.1 ppg) and 666 rebounds (5.7 rpg).

COACH L TIES TO THE ACC

Coach Jim Larrañaga was an assistant coach at Virginia from 1979-1986, under the leadership of Terry Holland. In those seven seasons, Larrañaga helped the Cavaliers to five NCAA appearances: Final Four twice, Elite Eight once, Sweet 16 once and Round of 64 once, as well as two NIT appearances, including the Championship and Quarterfinal round.

LARRAÑAGA MEMBER OF UM FACULTY

Coach Jim Larrañaga is an Adjunct Assistant Professor of Kinesiology and Sport Sciences at the University of Miami. Due to his head coaching responsibilities, Larrañaga is a guest lecturer at several different classes in the School of Education and Human Development throughout the semester.

MIAMI BASKETBALL – THE EARLY YEARS

The University of Miami basketball program was dormant for 14 years from 1971-1985. In 1983 Director of Athletics Sam Jankovich announced the resurrection of men's basketball at Miami, with the reinstatement vote by the UM

Board of Trustees on Oct. 12, 1983. Head coach Bill Foster was hired March 21, 1984, adding assistants Clint Bryant, Seth Greenberg and Cesar Odio by July 1. Tim Harvey was the staff's first recruit, a 6-10, 240-pound center from Plainfield, N.J., who transferred from Georgia Tech. On Oct. 15, 1984 the first men's basketball practice in 12 years was held on the patio in the center of campus, viewed by more than 200 students. Miami defeated The Citadel, 85-77, on Nov. 22, 1985, in the first game of the new era of UM basketball.

NEW SCOREBOARD HUNG IN BANKUNITED CENTER

Miami Hurricanes home basketball games will be more exciting this year as a new state-of-the-art center-hung scoreboard – made possible by a \$1 million Momentum2 campaign gift from FMSbonds, Inc. – will be unveiled for the 2014-15 season. The gift was made possible by FMSbonds, Inc. President James A. Klotz and Chairman Paul Feinsilver. Klotz is a long-time University of Miami Athletics donor and is a member of the Athletics Visiting Committee. The center-hung scoreboard is 24 feet wide by 17 feet tall (including ring). The main screen is 10'8.8" in height and the ring is 2'5". The main screen has 2,848 columns of resolution.

US NEWS AND WORLD REPORT

According to latest US News & World Report rankings, the University of Miami is tied for the top academic institution in the state of Florida and ranks 48th nationally.

DIVERSITY AT UM EXTENDS TO COURT

Five Miami players speak English as a second language: Ivan Cruz Uceda - Spanish (Spain); Mike Fernandez - Spanish (Cuba); Tonye Jekiri - African; Manu Lecomte - French; Angel Rodriguez - Spanish (Puerto Rico). UM is the academic home of nearly 1,700 foreign students of all socioeconomic backgrounds, from more than 110 countries as diverse as Peru, Pakistan, and Poland. Miami's diversity also is evident in its full-time faculty, which is nearly 36 percent minority, making UM one of the most diverse major private research universities.

ATTITUDE, COMMITMENT AND CLASS

Attitude, commitment and class are the cornerstone values of the Miami basketball program. Attitude: Be positive. Life is 10% what happens to you and 90% how you react to it. Commitment: Make a total and unconditional commitment to our program. Be passionate about what you do. Class: Show pride and respect in yourself and our program. Be the best you can be in thought, word and deed.

QUICK HITS

- In Miami's huddles, the guards stand to the left of Coach L and the forwards to the right, in ascending height order.
- Looking at UM's bench, assistant coach Huger & guards sit to the left of Coach L, while assistants Konkol & Caputo sit to the right with forwards.
- Coach L believes in the power of habits, referencing Stephen Covey's "7 Habits of Highly Effective People."
- Coach L often references his Franklin Covey planners from the past 15 years, all of which are in a cabinet above his desk.
- When plying for his job, Chris Caputo sent Coach L a heart and said, "I'd give my heart and soul to be on your staff"
- Coach L and assistant Michael Huger played pro basketball in Belgium, the home country of PG Manu Lecomte. The

coaches never saw Lecomte play in person and Lecomte did not visit campus before arriving for classes.

- On June 27, 2013 sophomore Shane Larkin was the No. 18 pick in the NBA Draft.
- In 2013, Shane Larkin tested as the best all-around athlete of the 61 players at the NBA combine.

ABOUT THE HEAD COACH

- Coach L was influenced by his HS coach, the late Jack Curran, the winningest HS basketball & baseball (combined) coach in the nation.
- Coach L's son, Jon, plays pickup basketball games with President Obama and his son, Jay, is an assistant coach for the Boston Celtics.
- Coach L's family was originally from Spain and his grandfather was raised in Cuba. The family made Larrañaga Cigars.
- Coach L's father had a love for the open road, a trait he passed on to his son, who has a love for geography.
- Coach L has been the commissioner and his staff has coached at the Dwyane Wade Fantasy Camp in Miami.
- In Catholic school, Coach L's nun/teacher couldn't pronounce the ñ in Larrañaga, thus the current Lare-uh-nay-guh pronunciation.

ABOUT THE UNIVERSITY OF MIAMI

- Miami is tied for No. 1 in Florida & Top 50 in the nation in the U.S. News & World Report's annual "Best Colleges" rankings.
- Miami, a small, private university with 9,500 undergraduate students, has an 11:1 student to faculty ratio.
- Miami basketball ranks in the Top 10 percent nationally in Academic Progress Rates (APR).
- Miami is ranked No. 3 in the nation for Race/Class Interaction by The Princeton Review. More than 50% of UM students are minorities.
- Six-time NBA All-Star Amar'e Stoudemire took classes at The U to earn his bachelor's degree.
- At UM, more than 50 percent of classes for undergraduates have 16 or fewer students; over 75 percent have 27 or fewer students.

CORAL GABLES AND MIAMI FACTS

The Florida city of Coral Gables, situated just a few miles southwest of Miami, is part of Miami-Dade County. Incorporated in 1925, Coral Gables was created as a fully-planned community by George Merrick, who envisioned an upscale Miami suburb with large elements of Mediterranean-style architecture to highlight the region's Spanish influence. In 1925, roughly simultaneous to the founding of Coral Gables, the city was selected as the home to the University of Miami, which was constructed that year on 240 acres of land just west of U.S. Route 1, approximately two miles south of downtown Coral Gables.

The average temperature in Coral Gables is 75 degrees.

Coral Gables averages 300 days of sunshine per year.

The Venetian Pool, located in Coral Gables, is acclaimed as "the world's most beautiful public swimming pool."

The Biltmore Golf Course in Coral Gables, has been played by Tiger Woods, and by amateur golf lovers Bill Clinton and Will Smith.

Miami has 84 miles of beaches.

Miami is the southernmost major city in the continental U.S.

RECAPPING MIAMI AT DUKE, JAN. 13, 2015

* With Miami's 16-point win at Cameron on Jan. 13, UM ended Duke's 41-game home winning streak, the longest active streak in Division I. The last team to defeat Duke at home was North Carolina on March 3, 2012, with an 18-point victory.

* Miami also snapped Duke's 19-game ACC home game winning streak.

* According to the Associated Press, Duke's loss to unranked Miami marked just the seventh home loss the Blue Devils have sustained in the last 242 games against unranked teams.

* Miami's 90 points scored against Duke are the most points scored by an unranked opponent in a regulation win in Cameron Indoor Stadium since NC State's 96 points on Feb. 23, 1983.

* Miami has dealt Duke its last two regular-season losses by 16-or-more points: 27 (90-63) on Jan. 23, 2013 at Miami, and 16 (90-74) on Jan. 13, 2015 at Duke.

* In a span of six days, Miami's men's and women's basketball teams both beat teams ranked No. 4 in the country with the men defeating Duke by 16 points, and the women taking down Notre Dame by 15 points. Miami and North Carolina are the only schools in the country with wins over top five teams in men's and women's basketball this season. Miami is the only one with wins over a top four team in both.

With back-to-back wins over Duke by NC State and Miami ...

* Duke was beaten in back-to-back regular season games for the first time since 2009 (Feb. 11, 101-87 to UNC; Feb. 15, 80-74 to Boston College).

* Duke was defeated in back-to-back games by 12+ for the first time since 1995-96 (March 8, 82-69 to Maryland; March 14, 75-40 to Eastern Michigan).

* Coach K lost consecutive conference games by 12+ for the first time since 1982-83. That same season, Duke lost its last two games by 12+ points, including a 43-point loss in the ACC Tournament to No. 2 Virginia, where Coach Jim Larrañaga was an assistant coach.

Miami's 16-point win over Duke ...

* is the most lopsided loss an unranked visitor has handed to a ranked Duke team in the ACC era.

* is the third time in the past 25 years Duke has lost a home game by more than 16 points. The other two were 88-70 vs. UNC on March 3, 2012 and 77-60 vs. NC State on Jan. 18, 1995.

* is the Blue Devils' worst defeat since the 18-point loss to Louisville on March 31, 2013 in the NCAA Tournament.

* is the fifth-largest home margin of defeat of Coach K's Duke career. In 526 home games, his worst home losses are: 24 to D. Smith ('83), 20 to D. Smith ('89), 18 to R. Williams ('12), 17 to Valvano ('83), 16 to Larrañaga ('15).

Since Coach L's arrival at Miami in 2011-12 ...

* Miami is the only team in the country to beat Duke three times.

* Miami is the only team in the country to play Duke multiple times and have a winning record.

* Duke has five losses by 16-plus - two of them are to Miami.

* Duke is 1-4 when allowing its opponent to score 90 points. Miami has two of those victories: 27 (90-63) on Jan. 23, 2013 at Miami, and 16 (90-74) on Jan. 13, 2015 at Duke. Syracuse and Kansas also won by scoring 90 points, both in 2013-14.

* In Miami's eight wins over ranked teams, the Canes have outscored their opponents by 10.4 points per game (621-538).

* Miami is the only ACC school with three wins over Duke and one of five ACC schools with multiple wins over the Blue Devils.

* Miami is the only ACC school with a winning record over Duke after playing multiple games. (ND is 1-0).

Since 2009-10 (Duke's last national championship year) ...

* Miami is the only team to win at Cameron Indoor Stadium twice.

* Duke has lost four home games - half of them are to Miami.

* Duke has three ACC losses by 16-plus points - two of them are to Miami.

With wins over No. 6/7 Florida and No. 4 Duke ...

* Miami has defeated a pair of Top 8 teams in the same season, both on the road.

* Miami has won two true road games against ranked opponents for the first time since 1998-99, when the Canes downed No. 9/10 St. John's 73-70, No. 18/17 Syracuse 76-63 and No. 2 Connecticut 73-71, all on their home courts.

Team Notes

* Miami's win over Duke marked its second win on the road over a Top 10 opponent. Earlier this season, Miami defeated then No. 8/7 Florida.

* The Hurricanes' win over No. 4 Duke is the highest ranked opponent Miami has defeated on the road since its 73-71 win over No. 2 Connecticut.

* Since the arrival of Jim Larrañaga at Miami, the Hurricanes have posted a 3-2 mark against Duke, earning three of UM's five all-time wins against the Blue Devils.

* Miami has outscored Duke 380-357 in those five games. The Canes have made 46.1 percent (135-293) of their shots while the Blue Devils have hit only 40.4 percent (127-314). From distance, Miami is 34-93 (36.6%) and Duke is 38-123 (30.9%). The Canes have out-rebounded Duke 196-194 and scored more points in the paint (164-152).

5 games Points FG% 3FG% Reb Points in Paint

Miami 380 46.1 (135-293) 36.6 (34-93) 196 164

Duke 357 40.4 (127-314) 30.9 (38-123) 194 152

* In the three games played at Cameron Indoor Stadium, Miami has outscored Duke 244-227. Unranked Miami defeated the No. 7/5 Blue Devils 78-74 in overtime in 2012, fell 79-76 to No. 3/3 Duke in 2013, when Miami was ranked No. 6/7, and defeated No. 4 Duke 90-74 in 2015. In those three games, there were 28 lead changes and 23 times the score was tied.

* Miami's 90 points against Duke were a season high. The Hurricanes' 56 second-half points were the most points Miami has scored in one half of play all year.

* Miami's matchup with Duke marked the Canes' third Top 10 opponent it has faced this season (No. 7 Florida, No. 3 Virginia and No. 4 Duke).

* With the win, Miami improved to 4-7 in ACC road openers since joining the league in 2004-05. They also hold a 3-5 mark against ranked teams in ACC road openers.

* Miami led by as many as 20 points with 1:09 remaining in the game.

* The Hurricanes outrebounded the Blue Devils by a 41-31 count and held a 51.8-43.9 shooting advantage.

* Miami scored 90 points for the fifth time in Coach L's UM career, and the third time in ACC play.

* The Canes shot 51.8 percent from the field and 50.0 percent (10-20) from three in the game, the sixth time this season Miami has hit more than 50 percent of its shots.

* UM scored 56 points (66.7 FG%) in the second half against the Blue Devils, a team that only allows opponents 62.7 points per game, on the average.

Player Notes

* Angel Rodriguez scored a game-high 24 points on 8-of-15 shooting. He fell just one point shy of his career-best point total of 25 points, which he set earlier this year against Virginia.

* Rodriguez scored in double figures for the 13th time this season and the fifth-consecutive game.

* Rodriguez also scored 20-or-more points for the third time this season.

* Manu Lecomte finished with a career-high 23 points on 5-of-10 shooting from the field.

* Lecomte finished in double figures for the ninth time this season.

* Sheldon McClellan also scored in double figures as he finished with 14 points. McClellan has scored in double figures in 13 straight games. He has scored in double figures in 14 games this season.

* Tonye Jekiri finished the game with a team-high 10 rebounds. Jekiri has pulled down 10-or-more rebounds in eight games this season, including the last three games.

Head Coach Jim Larrañaga Notes

* Coach Jim Larrañaga is two wins away from 550 career victories and one win away from 300 conference victories. He started the 2014-15 season with a 536-370 overall and 297-185 conference record in 30 years as a head coach.

* Larrañaga has a 548-374 overall record in his 31st season as a head coach, one of five ACC coaches with 500+ wins.

* He is 78-40 in his third season at the University of Miami, with a 33-22 mark in ACC play.

* Miami improved to 3-2 against Duke since the arrival of Coach Jim Larrañaga in 2011-12. Miami has outscored Duke 380-357 in those five games. Larrañaga has three of UM's five all-time wins against the Blue Devils.

MIAMI'S RECORD WHEN... RECORD	2014-15		COACH L	
	ALL	ACC	AT UM	ACC
All games	16-9	6-6	82-45	37-27
Home	8-5	3-3	44-18	20-12
Away	5-3	3-3	27-20	17-15
Neutral	3-1		11-7	
November	7-0		19-6	
December	3-3		15-9	0-1
January	4-3	4-3	18-11	16-11
February	2-3	2-3	18-12	17-12
March			12-7	4-3
Vs. Top 10 opponents	2-2	1-2	4-8	3-7
Vs. Top 25 opponents (includes Top 10)	3-3	1-3	8-17	5-13
Vs. RV opponents (either or both polls)	1-0	1-0	8-2	3-0
Vs. teams over .500 on game day	9-7	5-4	48-38	24-22
Vs. teams under .500 on game day	5-2	1-2	22-6	9-5
Vs. teams at .500 on game day	2-0	0-0	11-1	4-0
While UM is in the top 25	4-4	0-2	20-8	12-5
While UM is RV (only)	7-1	2-0	14-4	4-1
Leading at halftime	10-2	1-2	63-11	26-8
Trailing at halftime	5-6	4-4	16-32	8-18
Tied at halftime	1-1	1-0	5-2	3-1
Single overtime			2-6	1-2
Double overtime	1-1	1-1	3-1	2-1
In overtime games (single+double)	1-1	1-1	5-7	3-3
Leading with 2:00 left in regulation	14-1	5-1	74-5	34-2
Trailing with 2:00 left in regulation	2-8	1-5	7-38	3-24
Tied with 2:00 left in regulation			1-1	0-1
UM shoots 50% or better from field	6-0	1-0	26-2	9-2
UM shoots 40-49% from field	8-3	4-3	47-12	25-9
UM shoots under 40% from field	2-6	1-3	9-31	3-16
Opp. shoots 50% or better from field	1-4	0-2	4-13	2-7
Opp. shoots 40-49% from field	8-5	5-4	36-21	18-13
Opp. shoots under 40% from field	8-0	1-0	43-11	17-7
UM shoots 70% or better from the line	10-5	4-4	44-21	18-14
UM shoots less than 70% from the line	5-4	2-2	37-24	19-12
UM makes more 3-point FGs	14-5	5-3	40-18	21-14
UM makes fewer 3-point FGs	1-3	1-2	28-18	13-11
3-point FGs are even	1-1	0-1	5-2	3-2
Four or more Canes in double figures	6-1	3-1	39-7	17-6
Three Canes score in double figures	6-4	2-2	31-20	15-8
Two or less Canes score in double figures	4-4	1-3	12-18	5-13
UM outrebounds opponent	8-1	2-1	52-16	21-11
Opp. outrebounds UM	6-8	4-5	26-29	15-16
Tied in rebounds	2-0		4-0	1-0
UM records 10 or more steals	4-0	1-0	13-3	4-1
UM records 15 or more assists	7-1	2-1	25-1	12-1
UM commits less than 15 turnovers	13-9	4-6	71-38	32-23
UM commits 15 or more turnovers	1-0		9-2	3-4
UM commits less turnovers than opp.	10-4	4-3	48-18	20-9
UM commits more turnovers than opp.	4-3	1-2	28-17	14-12
Tied in turnovers	2-2	1-1	6-9	3-6
UM scores 59 points or less	1-5	1-3	8-24	5-15
UM scores between 60-69 points	6-1	3-0	24-12	12-4
UM scores between 70-79 points	5-2	0-2	34-8	14-7
UM scores between 80-89 points	3-1	1-1	11-1	3-1
UM scores between 90-99 points	1-0	1-0	5-0	3-0
UM scores 100 or more points			0-0	0-0
Playing during the afternoon	3-3	3-2	28-13	15-9
Playing in the evening (5 p.m. or later)	13-6	3-4	53-31	22-18
Games decided by three points or less	3-2	1-2	10-10	5-8
Games decided by four to 10 points	4-3	3-3	24-18	13-13
Games decided by 11-19 points	4-2	2-0	31-13	12-3
Games decided by more than 20 points	5-2	0-1	17-4	7-3

UM SINCE THE ARRIVAL OF JIM LARRAÑAGA IN 2011

- 2013 ACC Regular Season Champions
- 2013 ACC Tournament Champions
- Ranked No. 2/2 - Miami's program high - Feb. 18, 2013
- No. 1 seed at 2013 ACC Tournament
- No. 2 seed in 2013 NCAA Tournament
- Won school record 29 games in 2013
- Won 15 ACC games in 2013
- 14-game win streak (tied 1946-47 & 2001-02) from Jan. 2 - Feb. 19, 2013
- 13-0 start in 2013 conference play, topping school-best nine ACC victories, which was set in 2011-12
- Sophomore Shane Larkin selected No. 18 in the 2013 NBA Draft by Atlanta Hawks, then traded to Dallas Mavericks
- All six seniors from 2013-14 championship season earned academic degree from UM: Garrus Adams, Julian Gamble, Reggie Johnson, Kenny Kadji, Trey McKinney Jones, Durand Scott
- Defeated No. 1 Duke, 90-63, on Jan. 23, 2013 in Coral Gables
- Defeated Duke twice within 12 months, at both Cameron Indoor Stadium and the BankUnited Center
- First team to beat Duke and UNC by 20+ points in the same season since Maryland in '74-'75 season
- Set record to beat Duke and UNC by 25+ points since the start of ACC play in 1953
- Defeated three teams in The Triangle in the same season: UNC, Duke & NC State
- In 2012-13 defeated three teams in the Top 20 for the first time since joining the ACC - the last time was in 1999-00
- Students camped out for the game vs. Duke more than four hours before tipoff, then did it again for the game vs. Florida State
- Five home sellouts of 7,972 fans vs. Duke, Florida State, North Carolina, Virginia and Clemson
- Set a record for the most games with 1,200 or more students (7)
- Set record student average attendance at 808. The past average attendance was 641 per game
- Set the record for cumulative season student attendance at 12,008. The previous record was 10,269
- Ended Duke's 41-game home winning streak, the longest active streak in Division I
- Snapped Duke's 19-game ACC home game winning streak
- Miami's 90 points scored against Duke are the most points scored by an unranked opponent in a regulation win in Cameron Indoor Stadium since NC State's 96 points on Feb. 23, 1983.
- Dealt Duke its last two regular-season losses by 16-or-more points: 27 (90-63) on Jan. 23, 2013 at Miami, and 16 (90-74) on Jan. 13, 2015 at Duke
- Handed Duke the most lopsided loss (16 points) an unranked visitor has handed to a ranked Blue Devil team in the ACC era
- Miami is the only team in the country to beat Duke three times
- Miami is the only team in the country to play Duke multiple times and have a winning record
- Dealt Duke two of its five overall and three ACC losses by 16-plus points
- Scored 90 points against Duke twice.
- Won at Cameron Indoor Stadium twice.
- Defeated a pair of Top 8 teams in the same season, both on the road: No. 6/7 Florida and No. 4 Duke
- Won two true road games against ranked opponents for the first time since 1998-99: No. 6/7 Florida and No. 4 Duke
- First team to defeated Duke and Syracuse on the road in the same season since the 1983-84 season (UNC).

AWARDS

- 2013 Coach of the Year - Jim Larrañaga
- 2013 Naismith Coach of the Year - Jim Larrañaga
- 2013 ACC Coach of the Year - Jim Larrañaga
- 2013 Henry Iba National Coach of the Year - Jim Larrañaga
- 2013 Adolph Rupp Cup Coach of the Year - Jim Larrañaga
- 2013 ACC Player of the Year (Coaches) - Shane Larkin
- 2013 ACC Defensive Player of the Year - Durand Scott
- Six All-ACC selections: Shane Larkin 1st team, Kenny Kadji 2nd team & 3rd team, Scott H.M. (twice), Rion Brown 3rd team.
- Three All-ACC Defensive Team players: Shane Larkin, Durand Scott, Julian Gamble
- 2012 ACC All-Rookie Team - Shane Larkin
- 2013 ACC All-Academic Team - Raphael Akpejori
- 2013 ACC Tournament MVP - Shane Larkin

COACH LARRAÑAGA'S MILESTONE VICTORIES

Victory	Date	Opponent	Score	School
50	02/10/88	Miami (Ohio)	65-59	Bowling Green
100	02/23/91	Kent State	84-57	Bowling Green
150	12/22/94	at Ohio State	59-50	Bowling Green
200	12/27/97	Northeastern	66-60	George Mason
250	12/20/00	Coastal Carolina	81-65	George Mason
300	12/02/03	East Carolina	76-65	George Mason
350	01/26/06	William & Mary	81-58	George Mason
400	02/27/08	William & Mary	68-59	George Mason
450	12/08/10	Loyola (Md.)	66-52	George Mason
500	01/05/12	at Georgia Tech	62-49	Miami
550	01/24/15	at Syracuse	66-62	Miami

MIAMI HIGHS	OPPONENT HIGHS	MIAMI LOWS	OPPONENT LOWS
Points 90, at Duke, 1/13	Points 89, Virginia, 1/3	Points 44, vs. Eastern Kentucky, 12/19	Points 39, Savannah State, 12/8
Points/Half 56 (2nd), at Duke, 1/13	Points/Half 54 (2nd), South Alabama, 11/28	Points/Half 18 (2nd), at Florida State, 2/1	Points/Half 12 (1st), Charleston, 12/30
Field Goals Made 32, vs. Akron, 11/21	Field Goals Made 32, South Alabama, 11/28	Field Goals Made 12, vs. Eastern Kentucky, 12/19	Field Goals Made 15, Savannah State, 12/8
Field Goal Att. 68, vs. Virginia, 1/3	Field Goal Att. 79, South Alabama, 11/28	Field Goal Att. 41 (2x) last vs. Eastern Kentucky, 12/19	Field Goal Att. 41, at Florida State, 2/1
Field Goal Pct. 59.3, vs. Akron, 11/21	Field Goal Pct. 56.8, Georgia Tech, 1/28	Field Goal Pct. 29.3, vs. Eastern Kentucky, 12/19	Field Goal Pct. 28.6, Howard, 11/14
3-Point FG Made 14, at Charlotte, 11/25	3-Point FG Made 14, Eastern Kentucky, 12/19	3-Point FG Made 5 (3x) last vs. Boston College, 1/10	3-Point FG Made 2 (3x) last Georgia Tech, 1/28
3-Point FG Att. 30, vs. Illinois, 12/2	3-Point FG Att. 30, Illinois, 12/2	3-Point FG Att. 16, vs. South Alabama, 11/28	3-Point FG Att. 9, at Florida State, 2/1
Free Throws Made 30, at Boston College, 2/16	Free Throws Made 27, Virginia, 1/3	Free Throws Made 5 (2x) last at Charlotte, 11/25	Free Throws Made 0, Clemson, 2/8
Free Throw Att. 37, at Boston College, 2/16	Free Throw Att. 39, Virginia, 1/3	Free Throw Att. 6, vs. Drexel, 11/20	Free Throw Att. 4 (2x) last NC State, 1/22
Rebounds 44, vs. Illinois, 12/2	Rebounds 46, Green Bay, 12/6	Rebounds 22, at Florida State, 2/1	Rebounds 24 (2x) last Savannah State, 12/8
Assists 21, vs. South Alabama, 11/28	Assists 19 (2x) last Boston College, 2/16	Assists 8, vs. Louisville, 2/3	Assists 5, Howard, 11/14
Steals 12 (3x) last at Duke, 1/13	Steals 10, Howard, 11/14	Steals 2, vs. Charleston, 12/30	Steals 1 (2x) last NC State, 1/22
Blocks 8, vs. South Alabama, 11/28	Blocks 7 (2x) last vs. Louisville, 2/3	Blocks 0 (2x) last at Wake Forest, 2/11	Blocks 0 (2x) last at Wake Forest, 2/11
Turnovers 14, vs. Eastern Kentucky, 12/19	Turnovers 19 (2x) last Savannah State, 12/8	Turnovers 5 (2x) last vs. Boston College, 1/10	Turnovers 6 (2x) last Boston College, 1/10
Victory Margin 35, vs. Howard, 11/14	Victory Margin 28, Eastern Kentucky, 12/19	Victory Margin 2, at Florida, 11/17	Victory Margin 1, at Florida State, 2/1

MIAMI INDIVIDUAL HIGHS	OPPONENT INDIVIDUAL HIGHS
Points 31, Sheldon McClellan, at Charlotte, 11/25	Points 32, Olivier Hanlan, at Boston College, 2/16
Field Goals Made 11, Sheldon McClellan, at Charlotte, 11/25	Field Goals Made 13, Olivier Hanlan, at Boston College, 2/16
Field Goal Attempts 22, Angel Rodriguez, vs. Virginia, 1/3	Field Goal Attempts 26, Olivier Hanlan, at Boston College, 2/16
3-Point FG Made 5 (3x) last Davon Reed, vs. Louisville, 2/3	3-Point FG Made 6, Dinos Mitoglou, Wake Forest, 2/11
3-Point FG Attempts 10 (2x) last Deandre Burnett, vs. Illinois, 12/2	3-Point FG Attempts 12, Olivier Hanlan, at Boston College, 2/16
Free Throws Made 10 (2x) last Manu Lecomte, at Duke, 1/13	Free Throws Made 11, London Perrantes, Virginia, 1/3
Free Throw Attempts 12, Angel Rodriguez, vs. Virginia, 1/3	Free Throw Attempts 12, London Perrantes, Virginia, 1/3
Rebounds 17, Tonye Jekiri, vs. Clemson, 2/8	Rebounds 15, Jahlil Okafor, at Duke, 1/13
Assists 9, Angel Rodriguez, vs. Akron, 11/21	Assists 13, Kris Dunn, Providence, 12/22
Blocks 5 (2x), Tonye Jekiri, last vs. Clemson, 2/8	Blocks 5, Carson Desrosiers, Providence, 12/22

THE LAST TIME ...

Player Scored 30 Points

Miami Sheldon McClellan (31), at Charlotte, 11/25/14
Opponent Olivier Hanlan (32) at Boston College, 2/16/15

Player Scored 35 Points

Miami Jack McClinton (35) vs. North Carolina, 3/15/09
Opponent Ryan Kelly (36), at Duke, 3/2/13

Player Scored 40 Points

Miami Darius Rice (43) vs. Connecticut, 1/20/03
Opponent Sean Singletary (41), Virginia, 3/1/08

Two Players Scored 20 Points

Miami Angel Rodriguez (24), Manu Lecomte (23), at Duke, 1/13/15
Opponent T.J. Warren (24), Ralston Turner (22), NC State, 3/13/14

Three Players Scored 20 Points

Miami Dwayne Collins (23), Brian Asbury (21), Jack McClinton (20) vs. Virginia Tech, 1/25/09
Opponent Travis Mays (40), Alvin Heggis (22), Lance Blanks (21), Texas, 2/22/89

Five Players Scored in Double Figures

Miami Sheldon McClellan (24), Davon Reed (19), Deandre Burnett (13)
Tonye Jekiri (12), Manu Lecomte (10) at Boston College, 2/16/15
Opponent Olivier Hanlan (32), Patrick Heckman (13), Aaron Brown (10)
Dennis Clifford (10), Will Magarity (10) at Boston College, 2/16/15

Six Players Scored in Double Figures

Miami James Kelly (17), Donnavan Kirk (15), Rion Brown (13), Manu Lecomte (12),
Davon Reed (11), Garris Adams (10) vs. Texas Southern, 11/14/13

Player Grabbed 15 Rebounds

Miami Tonye Jekiri (15) at Boston College, 2/16/15
Opponent Jahlil Okafor (15), at Duke, 1/13/15

Two Players Grabbed 10 Rebounds

Miami Tonye Jekiri (10), Sheldon McClellan (10), vs. NC State, 1/22/15
Opponent Jahlil Okafor (15), Amile Jefferson (12), at Duke, 1/13/15

Three Players Grabbed 10 Rebounds

Miami Mark Richardson (11), Eric Brown (10), Joe Wylie (10) vs. FIU, 3/6/89
Opponent Matt Harpring (12), Dion Glover (10), Michael Maddox (10), Georgia Tech, 12/2/97

Player Had 10 Assists

Miami Durand Scott (10) vs. North Carolina Central, 11/14/09
Opponent Kris Dunn (13), Providence, 12/22/14

Player Had 10 Blocks

Miami Anthony King (10) vs. Florida Atlantic, 11/29/04
Opponent Jarvis Varnado (10), Mississippi State, 12/13/07

Player Had a Double-Double

Miami Tonye Jekiri (12 pts, 15 rebs), at Boston College, 2/16/15
Opponent Tyler Roberson (10 pts, 14 rebs), at Syracuse, 1/24/15

Player Had a Triple-Double

Miami Anthony King (11 pts, 10 reb, 13 blks) vs. Florida Atlantic, 11/29/04
Opponent Brendan Haywood (18 pts, 14 reb, 10 blks), North Carolina, 12/4/00

Two Players Had Double-Doubles

Miami Reggie Johnson (22 pts, 11 rebs) & Kenny Kadji (12 pts, 12 rebs), vs. Stetson, 11/9/12
Opponent Jahlil Okafor (15 pts, 15 rebs) & Amile Jefferson (14 pts, 12 rebs) at Duke, 1/13/15

Team Scored 100 Points

Miami 108 vs. Nova Southeastern, 11/16/09
Opponent 105, North Carolina, 1/31/07

Team Scored 50 Points in a Half

Miami 56, (2nd half) at Duke, 1/13/15
Opponent 54, (2nd half) South Alabama, 11/28/14

Team Shot 50 Percent in Both Halves

Miami .583 (14-24) / .600 (18-30) vs. Akron, 11/21/14
Opponent .563 (9-16) / .520 (13-25) at Florida State, 2/1/15

Team Shot 60 Percent in a Half

Miami .667 (18-27), second half, at Duke, 1/13/15
Opponent .682 (15-22), first half, vs. Louisville, 2/3/15

Team Shot 70 Percent in a Half

Miami .739 (17-23), first half, at Florida State, 2/13/13

Team Shot 60 Percent in a Game

Miami .638 (30-47), at Florida State, 2/13/13
Opponent .622 (23-37), Clemson, 12/21/08

Team Shot Less Than 30 Percent in a Game

Miami .293 (12-41), vs. Eastern Kentucky, 12/19/14
Opponent .296 (16-54), Charleston, 12/30/14

THE LAST TIME A MIAMI FRESHMAN ...

Scored 26+ Points:	Durand Scott, 29, vs. North Carolina, 3/02/10
Scored 20-25 Points:	Deandre Burnett, 21, vs. Green Bay, 12/6/14
Perfect from Field (5+ att):	Reggie Johnson (RS), 8-of-8, vs. Wake Forest, 3/11/10
Perfect from 3-Point Line:	Shane Larkin, 4-of-4, vs. Purdue, 11/29/11
10+ Rebounds:	Reggie Johnson (RS), 12, vs. Virginia Tech, 03/12/10
10+ Assists:	Durand Scott, 10, vs. North Carolina Central, 11/14/09
5-9 Assists:	Ja'Quan Newton, 5, at Notre Dame, 1/17/15
5+ Steals:	Shane Larkin, 6, vs. North Carolina, 01/10/12
4+ Blocks:	Raphael Akpejiori, 4, McNeese State, 11/24/10
Double-Double:	Julian Gamble (RS), 13 points, 13 rebounds, North Florida, 12/31/08

17/20 Miami 77, Charlotte 74 Game 6
11-25-14 Halton Arena, Charlotte, N.C.

Table with columns: Player, tot-fg, 3-pt, rebounds, of, de, tot, pf, tp, a, to, b, s, min. Includes player stats for Miami 6-0 and Charlotte 3-2.

Summary statistics table including TOTAL FG%, 3-Pt. FG%, F Throw %, and Game statistics for both teams.

Officials: Bryan Kersey, Karl Hess, Bill Covington Jr.
Technical fouls: Miami-None, Charlotte-None.
Attendance: 7163

Score by Periods table with columns: 1st, 2nd, Total. Shows scores for Miami and Charlotte.

17/20 Miami 87, South Alabama 75 Game 7
11-28-14 BankUnited Center

Table with columns: Player, tot-fg, 3-pt, rebounds, of, de, tot, pf, tp, a, to, b, s, min. Includes player stats for So. Alabama 1-3 and Miami 7-0.

Summary statistics table including TOTAL FG%, 3-Pt. FG%, F Throw %, and Game statistics for both teams.

Officials: Sean Casady, Waly Rutecki, Brian Shey
Technical fouls: USA-Johnson, Taishau. Miami-None.
Attendance: 4267

Score by Periods table with columns: 1st, 2nd, Total. Shows scores for USA and Miami.

15 Miami 70, 24/25 Illinois 61 Game 8
12-02-14 BankUnited Center

Table with columns: Player, tot-fg, 3-pt, rebounds, of, de, tot, pf, tp, a, to, b, s, min. Includes player stats for Illinois 6-1 and Miami 8-0.

Summary statistics table including TOTAL FG%, 3-Pt. FG%, F Throw %, and Game statistics for both teams.

Officials: Bill Covington Jr., Mike Eades, Sean Hull
Attendance: 6086

Score by Periods table with columns: 1st, 2nd, Total. Shows scores for Illinois and Miami.

Green Bay 68, No. 15 Miami 55 Game 10
12-06-14 BankUnited Center

Table with columns: Player, tot-fg, 3-pt, rebounds, of, de, tot, pf, tp, a, to, b, s, min. Includes player stats for Green Bay 6-2 and Miami 8-1.

Summary statistics table including TOTAL FG%, 3-Pt. FG%, F Throw %, and Game statistics for both teams.

Officials: Lamar Simpson, Jerry Heater, Tony Chiazza
Technical fouls: Green Bay-None, Miami-None.
Attendance: 4735

Score by Periods table with columns: 1st, 2nd, Total. Shows scores for Green Bay and Miami.

20/21 Miami 70, Savannah State 39 Game 11
12-08-14 BankUnited Center

Table with columns: Player, tot-fg, 3-pt, rebounds, of, de, tot, pf, tp, a, to, b, s, min. Includes player stats for Savannah State 3-7 and Miami 9-1.

Summary statistics table including TOTAL FG%, 3-Pt. FG%, F Throw %, and Game statistics for both teams.

Officials: Tim Comer, Anthony Franklin, Earl Walton
Technical fouls: Savannah State-None, Miami-None.
Attendance: 4274

Score by Periods table with columns: 1st, 2nd, Total. Shows scores for Savannah State and Miami.

Eastern Ky. 72, 18/19 Miami 44 Game 12
12-19-14 BankUnited Center

Table with columns: Player, tot-fg, 3-pt, rebounds, of, de, tot, pf, tp, a, to, b, s, min. Includes player stats for Eku 6-4 and Miami 9-2.

Summary statistics table including TOTAL FG%, 3-Pt. FG%, F Throw %, and Game statistics for both teams.

Officials: Bill Covington, Jr., Jerry Heater, Chuck Jones
Technical fouls: Eastern Kentucky-None, Miami-None.
Attendance: 4467

Score by Periods table with columns: 1st, 2nd, Total. Shows scores for Eastern Kentucky and Miami.

Providence 76, RV/RV Miami 62 Game 12
12-22-14 Barclays Center, Brooklyn, N.Y.

Miami 9-3 Player	tot-fg		3-pt		rebounds				a to b s min								
	fg	fga	fga	fta	of	de	tot	pf	tp	a	b	s	min				
22 Omar Sherman	f	3	7	0	3	1	2	1	2	0	0	0	19				
23 Tonye Jekiri	c	4	7	0	4	3	7	10	2	12	2	3	0	1	35		
10 Sheldon McClellan	g	6	15	2	8	3	3	2	4	3	17	1	2	0	2	38	
13 Angel Rodriguez	g	6	15	3	7	4	4	2	2	2	3	19	4	3	0	2	38
20 Manu Lecomte	g	0	5	0	4	0	0	0	0	1	0	1	1	0	0	15	
00 Ja'Quan Newton	1	2	0	0	1	1	0	0	0	3	1	1	0	1	9		
01 Deandre Burnett	1	4	0	0	2	3	5	1	3	0	1	0	0	0	18		
02 Joe Thomas	1	1	0	0	0	1	2	0	2	1	0	0	0	0	10		
05 Davon Reed	0	3	0	3	0	0	2	2	3	0	2	0	1	0	10		
12 James Palmer	0	0	0	0	0	0	0	3	0	2	1	0	0	0	8		
TEAM					2	2	4										
Totals	22 59		5 27		13 18				11 20 31 17 62			14 12 1 6 200					
TOTAL FG%	1st Half: 12-33 36.4%		2nd Half: 10-26 38.5%		Game: 37.3%				Game: 37.3%			Game: 37.3%					
3-Pt. FG%	1st Half: 1-13 7.7%		2nd Half: 4-14 28.6%		Game: 18.5%				Game: 18.5%			Game: 18.5%					
F Throw %	1st Half: 8-8 100%		2nd Half: 5-10 50.0%		Game: 72.2%				Game: 72.2%			Game: 72.2%					

Providence 10-3 Player	tot-fg		3-pt		rebounds				a to b s min								
	fg	fga	fga	fta	of	de	tot	pf	tp	a	b	s	min				
00 BENTIL, Ben	f	2	3	1	1	0	0	4	4	2	5	2	0	0	0	24	
23 HENTON, LaDontae	f	10	19	2	5	3	5	5	3	25	0	2	0	1	39		
33 DESROSIERS, Carson	c	4	6	0	0	4	6	3	4	7	3	12	2	0	5	1	30
03 DUNN, Kris	g	6	8	0	1	3	0	5	2	15	13	5	0	3	37		
21 LINDSEY, Jalen	g	1	3	1	3	0	0	1	1	0	3	0	1	0	0	15	
13 CHUKWU, Paschal	0	0	0	0	0	0	0	2	2	0	0	1	0	0	0	4	
24 CARTWRIGHT, Kyron	1	4	0	2	1	1	0	0	3	0	1	0	0	1	19		
25 HARRIS, Tyler	5	10	0	0	3	3	1	2	3	13	1	2	0	1	29		
32 LOMOMBA, Junior	0	0	0	0	0	0	0	0	0	0	0	0	0	0	0	3	
TEAM					2	6	8										
Totals	29 53		4 12		14 18				6 29 35 17 76			18 12 5 7 200					
TOTAL FG%	1st Half: 14-27 51.9%		2nd Half: 15-26 57.7%		Game: 54.7%				Game: 54.7%			Game: 54.7%					
3-Pt. FG%	1st Half: 1-7 14.3%		2nd Half: 3-5 60.0%		Game: 33.3%				Game: 33.3%			Game: 33.3%					
F Throw %	1st Half: 4-6 66.7%		2nd Half: 10-12 83.3%		Game: 77.8%				Game: 77.8%			Game: 77.8%					

Officials: Mike Roberts, Clarence Armstrong, Tim Clougherty
 Technical fouls: Miami-None. Providence-None.
 Attendance: 6519

Score by Periods	1st	2nd	Total
Miami	33	29	62
Providence	33	43	76

Points in the paint-UM 28, PC 48. Points off turnovers-UM 13, PC 13.
 2nd chance points-UM 9, PC 9. Fast break points-UM 6, PC 20.
 Bench points-UM 8, PC 16. Score tied-2 times. Lead changed-6 times.
 Last FG-UM 2nd-01:45, PC 2nd-01:01.
 Largest lead-UM by 1 1st-18:44, PC by 17 2nd-04:42.
 UM led for 02:18. PC led for 36:57. Game was tied for 00:45.

Miami 67, College of Charleston 40 Game 13
12-30-14 BankUnited Center

Charleston, 5-8 Player	tot-fg		3-pt		rebounds				a to b s min							
	fg	fga	fga	fta	of	de	tot	pf	tp	a	b	s	min			
00 Gilmore, Donovan	*	0	0	0	0	0	3	3	1	0	0	0	0	0	8	
01 Baru, Anjeli	*	1	5	0	0	0	0	2	2	4	2	0	2	1	10	
13 Chealey, Joe	*	3	14	0	4	2	4	3	4	8	3	2	1	0	33	
22 Stitt, Anthony	*	3	10	1	4	0	0	4	4	2	7	0	4	0	1	34
24 Barry, Canyon	*	0	4	0	1	0	0	1	6	7	2	0	3	0	0	35
05 Pierre, Jr., Glen	2	5	5	0	2	2	1	1	2	2	6	0	1	0	1	15
10 Branan, Pat	0	2	2	0	0	0	0	0	3	0	0	0	0	0	0	8
11 Bailey, Evan	0	0	0	0	0	0	0	1	1	0	0	0	0	0	0	9
12 Johnson, Cameron	3	7	1	2	0	0	1	2	3	1	7	1	2	0	0	26
15 O'Donohue, Terrance	0	2	0	1	0	0	1	0	1	3	0	1	0	0	0	7
33 Wishon, David	4	5	0	0	2	3	2	3	5	3	10	0	2	1	0	14
TEAM					4	2	6									
Totals	16 54		2 14		6 9				11 27 38 25 40			7 14 3 2 200				
TOTAL FG%	1st Half: 6-27 22.2%		2nd Half: 10-27 37.0%		Game: 29.6%				Game: 29.6%			Game: 29.6%				
3-Pt. FG%	1st Half: 0-6 0.0%		2nd Half: 2-8 25.0%		Game: 14.3%				Game: 14.3%			Game: 14.3%				
F Throw %	1st Half: 0-0 0.0%		2nd Half: 6-9 66.7%		Game: 66.7%				Game: 66.7%			Game: 66.7%				

Miami 10-3 Player	tot-fg		3-pt		rebounds				a to b s min								
	fg	fga	fga	fta	of	de	tot	pf	tp	a	b	s	min				
02 Joe Thomas	*	0	2	0	0	0	2	0	2	0	0	0	0	0	0	25	
10 Sheldon McClellan	*	4	7	1	1	2	3	1	2	1	11	0	0	0	0	25	
13 Angel Rodriguez	*	5	9	2	5	3	6	1	4	5	2	15	3	0	0	23	
20 Manu Lecomte	*	2	7	1	3	0	0	0	3	3	1	5	2	1	0	1	22
23 Tonye Jekiri	*	4	6	0	0	2	0	0	8	8	4	8	1	2	1	0	12
00 Ja'Quan Newton	1	1	0	0	4	0	0	0	0	1	6	0	0	0	0	18	
01 Deandre Burnett	1	6	1	5	4	6	0	4	4	1	7	4	0	0	0	20	
05 Davon Reed	2	2	0	0	1	2	3	5	1	5	4	4	0	0	0	18	
11 Mike Fernandez	0	0	0	0	0	0	0	0	0	0	0	0	0	0	0	2	
22 Omar Sherman	2	5	1	3	0	2	2	0	2	5	3	0	1	0	0	25	
35 Chris Stowell	0	1	0	0	0	0	0	0	0	0	0	0	0	0	0	2	
TEAM					3	3	6										
Totals	23 51		7 20		14 27				10 29 39 15 67			18 7 2 2 200					
TOTAL FG%	1st Half: 12-28 42.9%		2nd Half: 11-23 47.8%		Game: 45.1%				Game: 45.1%			Game: 45.1%					
3-Pt. FG%	1st Half: 2-11 18.2%		2nd Half: 5-9 55.6%		Game: 35.0%				Game: 35.0%			Game: 35.0%					
F Throw %	1st Half: 6-12 50.0%		2nd Half: 8-15 53.3%		Game: 51.9%				Game: 51.9%			Game: 51.9%					

Officials: Brian Dorsey, Tim Ebersole, Earl Watson
 Attendance: 4705
 Technical fouls: Miami-None. Charleston-None.
 Attendance: 4705

Score by Periods	1st	2nd	Total
Miami	32	35	67
Co. of Charleston	12	28	40

Points in the paint-COFC 22, UM 30. Points off turnovers-COFC 2, UM 13.
 2nd chance points-COFC 12, UM 11. Fast break points-COFC 0, UM 4.
 Bench points-COFC 23, UM 28. Score tied-0 times. Lead changed-0 times.
 Last FG-COFC 2nd-00:32, UM 2nd-04:33.
 Largest lead-COFC None, UM by 34 2nd-07:43.
 COFC led for 00:00. UM led for 39:35. Game was tied for 00:25.

3/3 Virginia 89, Miami 80 (20T) Game 14
1-3-15 BankUnited Center

UVA 13-0, 1-0 Player	tot-fg		3-pt		rebounds				a to b s min								
	fg	fga	fga	fta	of	de	tot	pf	tp	a	b	s	min				
10 Tobey, Mike	f	6	9	0	0	2	2	4	6	2	14	0	0	1	0	33	
13 Gill, Anthony	f	1	6	0	0	4	8	2	4	6	1	6	2	3	0	0	25
01 Anderson, Justin	g	4	9	2	5	6	9	0	2	2	2	16	3	0	0	0	46
15 Brogdon, Malcolm	g	3	8	1	3	1	1	0	2	2	5	8	1	2	1	0	26
32 Perras, London	g	5	11	5	9	11	12	0	1	1	3	26	8	3	1	1	45
00 Hall, Devon	0	0	0	0	0	0	0	0	0	0	0	0	0	0	0	0	3
04 Shayok, Marial	3	6	2	4	1	2	0	5	5	1	9	3	0	2	2	31	
05 Atkins, Darion	3	8	0	2	3	5	7	12	4	8	1	1	0	1	0	31	
11 Nolte, Evan	1	1	0	0	2	0	1	1	4	2	1	0	0	0	0	10	
TEAM					1	3	4										
Totals	26 58		10 21		27 39				10 29 39 23 89			19 9 6 3 250					
TOTAL FG%	1st Half: 14-27 51.9%		2nd Half: 8-22 36.4%		Game: 44.8%				Game: 44.8%			Game: 44.8%					
3-Pt. FG%	1st Half: 5-7 71.4%		2nd Half: 4-9 44.4%		Game: 47.6%				Game: 47.6%			Game: 47.6%					
F Throw %	1st Half: 5-7 71.4%		2nd Half: 5-11 45.5%		Game: 69.2%				Game: 69.2%			Game: 69.2%					

UM 10-4, 0-1 Player	tot-fg		3-pt		rebounds				a to b s min								
	fg	fga	fga	fta	of	de	tot	pf	tp	a	b	s	min				
02 Joe Thomas	f	1	1	0	0	0	2	0	2	3	2	0	0	0	0	9	
23 Tonye Jekiri	c	4	8	0	0	0	1	4	8	12	5	8	3	1	0	29	
10 Sheldon McClellan	g	4	10	2	6	6	6	2	6	8	3	16	0	5	0	3	50
13 Angel Rodriguez	g	7	22	1	7	10	12	2	4	5	25	7	1	0	1	44	
20 Manu Lecomte	g	3	0	1	0	0	0	0	0	0	2	0	1	0	0	1	0
00 Ja'Quan Newton	0	2	0	0	0	0	0	0	1	1	0	1	0	0	0	0	5
01 Deandre Burnett	5	9	2	5	0	1	0	2	2	12	0	0	0	0	0	33	
05 Davon Reed	1	1	1	1	2	0	0	1	1	4	0	1	0	0	0	14	
12 James Palmer	0	2	0	1	1	2	0	0	0	0	1	0	0	0	0	6	
22 Omar Sherman	5	10	3	7	0	2	1	5	6	4	13	1	0	0	0	40	
TEAM					4	3	7										
Totals	27 68		9 28		17 24				15 28 43 26 80			14 10 0 6 250					
TOTAL FG%	1st Half: 9-25 36.0%		2nd Half: 13-26 50.0%		Game: 39.7%				Game: 39.7%			Game: 39.7%					
3-Pt. FG%	1st Half: 2-9 22.2%		2nd														

RV/RV Miami 65, NC State 60 Game 18 BankUnited Center 1-22-15

Table with columns for Player, fg, fga, ftg, fta, rbs, etc. for NC State 13-7, 4-3. Includes team totals and game statistics.

Table with columns for Player, fg, fga, ftg, fta, rbs, etc. for Miami 13-5, 3-2. Includes team totals and game statistics.

Officials: Sean Hull, Bryan Kersey, Terry Wymer. Technical fouls: NC State-None. Miami-None.

Score by Periods table with columns for 1st, 2nd, and Total periods.

Points in the paint-ST 30,UM 18. Points off turnovers-ST 6,UM 11. 2nd chance points-ST 4,UM 2. Fast break points-ST 4,UM 9.

RV/RV Miami, 66 Syracuse 62 Game 19 Carrier Dome 1-24-15

Table with columns for Player, fg, fga, ftg, fta, rbs, etc. for Miami (14-5) (4-2) and Syracuse (14-6) (5-2). Includes team totals and game statistics.

Table with columns for Player, fg, fga, ftg, fta, rbs, etc. for Syracuse (14-6) (5-2). Includes team totals and game statistics.

Officials: Michael Stephens, Tim Clougherty, John Gaffney. Technical fouls: Miami-None. Syracuse-None.

Score by Periods table with columns for 1st, 2nd, and Total periods.

Points in the paint-UM 20,SU 30. Points off turnovers-UM 13,SU 8. 2nd chance points-UM 13,SU 8. Fast break points-UM 4,SU 7.

Florida State 55, 23 Miami 54 Game 21 Tallahassee, Fla. 2-1-15

Table with columns for Player, fg, fga, ftg, fta, rbs, etc. for Miami 14-7, 4-4. Includes team totals and game statistics.

Table with columns for Player, fg, fga, ftg, fta, rbs, etc. for FSU 12-10, 4-5. Includes team totals and game statistics.

Officials: Michael Stephens, Larmar Simpson, Tim Comer. Technical fouls: Miami-None. Florida State-None.

Score by Periods table with columns for 1st, 2nd, and Total periods.

Points in the paint-UM 22,FS 28. Points off turnovers-UM 14,FS 12. 2nd chance points-UM 9,FS 5. Fast break points-UM 2,FS 4.

9/8 Louisville 63, Miami 55 Game 22 BankUnited Center 2-3-15

Table with columns for Player, fg, fga, ftg, fta, rbs, etc. for Louisville 19-3, 7-2 and Miami 14-8, 4-5. Includes team totals and game statistics.

Table with columns for Player, fg, fga, ftg, fta, rbs, etc. for Louisville 19-3, 7-2. Includes team totals and game statistics.

Officials: Sean Hull, Brian O'Connell, Mike Stuart. Technical fouls: Louisville-None. Miami-None.

Score by Periods table with columns for 1st, 2nd, and Total periods.

Points in the paint-LOU 20,UM 20. Points off turnovers-LOU 14,UM 11. 2nd chance points-LOU 4,UM 9. Fast break points-LOU 2,UM 4.

Georgia Tech 70, 23 Miami 50 Game 20 BankUnited Center 1-28-15

Table with columns for Player, fg, fga, ftg, fta, rbs, etc. for GT 10-10, 1-7 ACC and Miami 14-6, 4-3 ACC. Includes team totals and game statistics.

Table with columns for Player, fg, fga, ftg, fta, rbs, etc. for Miami 14-6, 4-3 ACC. Includes team totals and game statistics.

Officials: Bill Covington, Jr., Tony Greene, James Luckie. Technical fouls: Georgia Tech-None. Miami-None.

Score by Periods table with columns for 1st, 2nd, and Total periods.

Points in the paint-GT 34,UM 20. Points off turnovers-GT 17,UM 14. 2nd chance points-GT 4,UM 8. Fast break points-GT 7,UM 3.

Miami 56, Clemson 45 Game 23 BankUnited Center 2-8-15

Table with columns for Player, fg, fga, ftg, fta, rbs, etc. for Clemson 14-9, 6-5 and Miami 15-8, 5-5. Includes team totals and game statistics.

Table with columns for Player, fg, fga, ftg, fta, rbs, etc. for Miami 15-8, 5-5. Includes team totals and game statistics.

Officials: Roger Ayers, Paat Driscoll, John Gaffney. Technical fouls: Clemson-None. Miami-None.

Score by Periods table with columns for 1st, 2nd, and Total periods.

Points in the paint-CU 22,UM 16. Points off turnovers-CU 10,UM 13. 2nd chance points-CU 6,UM 8. Fast break points-CU 2,UM 3.

Wake Forest 72, Miami 70
2-11-15 Joel Coliseum Game 24

Player	tot-fg 3-pt			rebounds			a	to	b	s	min					
	fg	fga	fga	ft	fta	of						de	tot	pf	tp	
23 Tonye Jekiri	c	3	4	0	0	0	0	3	3	5	6	0	0	0	1	21
00 Ja'Quan Newton	g	2	4	1	1	0	0	0	0	1	5	2	1	0	0	15
05 Davon Reed	g	6	13	2	8	3	4	0	4	4	3	17	0	0	0	36
10 Sheldon McClellan	g	4	9	1	4	2	4	2	6	8	1	11	5	1	0	36
13 Angel Rodriguez	g	3	8	1	4	8	10	1	2	3	4	15	2	3	0	26
02 Joe Thomas	g	0	0	0	0	0	0	0	0	0	1	0	0	0	0	2
12 James Palmer	g	2	4	0	1	2	2	1	2	3	1	6	1	0	0	14
20 Manu Lecomte	g	1	2	1	2	0	0	1	1	1	3	2	2	0	2	26
22 Omar Sherman	g	2	5	1	4	0	0	0	3	3	2	5	2	1	0	20
33 Ivan CruzUceda	g	1	4	0	2	0	0	1	2	3	0	2	0	0	0	4
TEAM								1	1							
Totals		24	53	7	26	15	20	6	23	29	19	70	14	8	0	200
TOTAL FG%	1st Half:	13-27	48.1%	2nd Half:	11-26	42.3%							Game:	45.3%		
3-Pt. FG%	1st Half:	5-14	35.7%	2nd Half:	2-12	16.7%							Game:	26.9%		
FThrow %	1st Half:	4-10	40.0%	2nd Half:	13-16	81.3%							Game:	75.0%		

Player	tot-fg 3-pt			rebounds			a	to	b	s	min						
	fg	fga	fga	ft	fta	of						de	tot	pf	tp		
02 Thomas,Devin	f	5	10	0	0	3	4	1	4	5	3	13	1	6	0	1	30
33 Rountree,Aaron	f	1	2	0	0	0	0	1	1	2	1	2	3	0	0	0	19
44 Mitoglou,Dinos	f	6	11	6	7	3	5	4	4	8	3	21	0	1	0	1	30
00 Miller-McIntyre	g	3	9	1	3	1	2	0	6	6	1	8	7	1	0	1	29
10 Wilbekin,Mitchell	g	3	8	2	6	1	2	0	2	2	0	9	3	1	0	1	31
01 Jones,Madison	g	0	1	0	0	0	0	1	3	4	1	0	4	2	0	0	16
11 McClinton,Greg	g	1	3	0	1	0	0	1	0	1	1	2	0	1	0	0	15
13 Leonard,Darius	g	6	9	2	4	0	2	5	2	7	2	14	0	1	0	0	14
25 Hudson,Cornelius	g	1	2	1	2	0	0	0	1	1	1	3	0	1	0	0	14
31 Washington,Andre	g	0	1	0	0	0	0	0	0	0	1	0	0	0	0	0	2
TEAM								1	1								
Totals		26	56	12	23	8	15	13	24	37	14	72	18	14	0	4	200
TOTAL FG%	1st Half:	15-28	53.6%	2nd Half:	11-28	39.3%							Game:	46.4%			
3-Pt. FG%	1st Half:	11-18	61.1%	2nd Half:	1-5	20.0%							Game:	52.2%			
FThrow %	1st Half:	1-3	33.3%	2nd Half:	7-12	58.3%							Game:	53.3%			

Officials: Tim Nestor, Raymond Styons, Brian Dorsey Attendance: 9918

Score by Periods	1st	2nd	Total
Miami	33	37	70
Wake Forest	42	30	72

Points in the paint-UM 34, WF 26. Points off turnovers-UM 17, WF 8.
2nd chance points-UM 11, WF 11. Fast break points-UM 4, WF 2.
Bench points-UM 16, WF 19. Score tied-4 times. Lead changed-8 times.
Last FG-UM 2nd-01:55, WF 2nd-01:31.
Largest lead-UM by 4 2nd-03:20, WF by 12 1st-14:55.
UM led for 05:56. WF led for 32:51. Game was tied for 01:13.

Miami 89, Boston College 86
2-15-15 Conte Forum Game 25

Player	tot-fg 3-pt			rebounds			a	to	b	s	min						
	fg	fga	fga	ft	fta	of						de	tot	pf	tp		
23 Tonye Jekiri	c	2	9	0	0	8	10	5	10	15	4	12	0	4	4	1	47
05 Davon Reed	g	6	10	3	4	4	6	0	6	6	4	19	3	1	0	1	45
10 Sheldon McClellan	g	8	15	4	7	4	4	0	4	4	2	24	3	0	0	0	48
12 James Palmer	g	0	4	0	3	2	2	0	3	3	3	2	0	1	1	1	24
13 Angel Rodriguez	g	2	6	0	1	2	2	1	0	1	5	6	6	3	0	1	26
00 Ja'Quan Newton	g	0	1	0	0	0	0	0	0	0	0	0	0	0	0	0	2
01 Deandre Burnett	g	3	5	2	4	5	7	1	2	3	1	13	1	2	0	1	18
02 Joe Thomas	g	0	1	0	0	0	0	0	1	1	0	0	0	0	0	0	5
20 Manu Lecomte	g	2	5	1	4	5	6	0	2	2	3	10	1	0	0	0	31
22 Omar Sherman	g	1	1	1	1	0	0	0	0	0	1	3	0	0	0	0	4
TEAM								1	1								
Totals		24	57	11	24	30	37	8	29	37	23	89	14	11	5	5	249
TOTAL FG%	1st Half:	9-25	36.0%	2nd Half:	10-20	50.0%							Game:	42.1%			
3-Pt. FG%	1st Half:	4-10	40.0%	2nd Half:	6-10	60.0%							Game:	45.8%			
FThrow %	1st Half:	6-8	75.0%	2nd Half:	12-14	85.7%							Game:	81.1%			

Player	tot-fg 3-pt			rebounds			a	to	b	s	min						
	fg	fga	fga	ft	fta	of						de	tot	pf	tp		
22 Brown,Aaron	f	2	9	0	4	6	8	0	3	3	4	10	4	1	0	1	43
01 Batten,Dimitri	g	2	7	0	1	3	4	1	2	3	4	7	3	3	0	1	30
21 Hanlan,Olivier	g	13	26	5	12	1	2	1	7	8	2	32	4	1	0	3	49
24 Clifford,Dennis	g	3	7	0	0	4	5	0	4	4	4	10	1	1	1	0	28
33 Heckmann,Patrick	g	4	7	1	2	4	4	4	4	8	5	13	6	3	3	0	47
00 Owens,Garland	g	2	3	0	0	0	0	1	1	2	2	4	1	0	0	0	26
04 Odio,Eddie	g	0	0	0	0	0	0	0	0	0	3	0	0	0	0	0	4
10 Perpiglia,Steve	g	0	0	0	0	0	0	0	0	0	0	0	0	0	0	0	1
11 Magarity,Will	g	4	7	2	5	0	1	0	3	3	2	10	0	1	0	0	18
13 Cain Carney,John	g	0	0	0	0	0	0	0	0	0	1	0	0	0	0	0	2
23 Dragicevich,Alex	g	0	0	0	0	0	0	0	0	0	0	0	0	0	0	0	2
TEAM								3	2	5							
Totals		30	66	8	24	18	24	10	26	36	27	86	19	11	4	5	249
TOTAL FG%	1st Half:	10-26	38.5%	2nd Half:	12-22	54.5%							Game:	45.5%			
3-Pt. FG%	1st Half:	5-13	38.5%	2nd Half:	2-7	28.6%							Game:	33.3%			
FThrow %	1st Half:	5-7	71.4%	2nd Half:	10-13	76.9%							Game:	75.0%			

Officials: Louie Andrakakos, John Gaffney, Clarence Armstrong

Technical fouls: Miami-None. Boston College-None.

Attendance: 3813

Score by Periods	1st	2nd	OT	OT2	Total
Miami	28	38	10	13	89
Boston College	30	36	10	10	86

Points in the paint-UM 24, BC 40. Points off turnovers-UM 9, BC 16.
2nd chance points-UM 4, BC 8. Fast break points-UM 0, BC 4.
Bench points-UM 26, BC 14. Score tied-15 times. Lead changed-15 times.
Last FG-UM OT2-02:27, BC OT2-00:06.
Largest lead-UM by 6 1st-16:19, BC by 7 2nd-08:27.
UM led for 16:42. BC led for 21:57. Game was tied for 11:00.

Miami at Louisville
2-21-15 KFC Yum! Center Game 27

Miami vs. Florida State
2-25-15 BankUnited Center Game 28

Miami vs. North Carolina
2-28-15 BankUnited Center Game 29



HEAD COACH JIM LARRAÑAGA

Fourth Season | Providence, 1971

Hometown: The Bronx, N.Y. | Head Coach: American International, 1977-79 | Bowling Green, 1986-97 | George Mason, 1997-2011 | Miami, 2011-present

LARRAÑAGA'S CAREER

Head Coach

2011-pres. Miami
1997-2011 George Mason
1986-97 Bowling Green
1977-79 American International

Assistant

1979-86 Virginia
1971-76 Davidson

Player / Coach

1977 Geronemo Basketball Club (Belgium)

EDUCATION

Providence College, 1971, B.A. Economics
Archbishop Malloy High School, 1967

NCAA APPEARANCES

1999 - George Mason
2001 - George Mason
2006 - George Mason (Final Four)
2008 - George Mason
2011 - George Mason
2013 - Miami (Sweet 16)

NIT APPEARANCES

1990 - Bowling Green
1991 - Bowling Green
1997 - Bowling Green
2002 - George Mason
2004 - George Mason
2009 - George Mason
2012 - Miami

PLAYING CAREER

Geronemo Basketball Club (Belgium) 1976-77
Providence College, 1967-71
Archbishop Molloy, 1963-67

MISCELLANEOUS

AP, Naismith, Henry Iba Coach of the Year, 2013
ACC Coach of the Year, 2013
Clair Bee Coach of the Year, 2006
CAA Coach of the Year, 2011, 1999

PERSONAL

Born: Oct. 2, 1949 Hometown: The Bronx, N.Y.
Wife: Liz Sons: Jay and Jon

Jim Larrañaga was named the 12th head coach of the University of Miami men's basketball program on April 22, 2011.

After leading UM to the 2013 NCAA Sweet 16, and winning the school's first ACC regular season and tournament championships, Larrañaga was honored as the, Naismith, USBWA Henry Iba and ACC Coach of the Year. The Bronx native helped Miami to a No. 2 national ranking by both the and USA TODAY, and a No. 2 seed in the NCAA tournament. He is the 10th coach in the last 10 years to lead two top-10 programs, as Miami was No. 2 on Feb. 18, 2013, and George Mason was No. 8 in the final Top 25 poll in 2006.

Larrañaga directed the Canes to a 27-point win over No. 1 Duke and three other 20+ point wins over ACC opponents that season, including North Carolina (+26), Florida State (+24) and Boston College (+22). UM's 29 overall and 15 ACC wins in 2012-13 were program-bests, as was the 14-game winning streak and 13-0 start in conference play. Other program firsts include defeating all three teams in the North Carolina Triangle in the same season, beating a trio of teams in the Top 20 since joining the ACC and hosting five home sellouts at the BankUnited Center.

Individually, Coach L saw Shane Larkin earn the ACC Player of the Year and Lute Olson National Player of the Year awards, as well as All-American status and finalist nods for the Bob Cousy, John Wooden and James Naismith player of the year honors before declaring early for the 2013 NBA Draft. Larkin was also the ACC Tournament MVP, on the All-ACC Defensive team and a defensive All-American. Durand Scott was the ACC Defensive Player of the Year, three players - Larkin, Scott and Kenny Kadji - were listed on all-conference teams and four were on the ACC All-Tournament Team - Larkin, Scott, Julian Gamble and Terry McKinney Jones. All six seniors on the Sweet 16 team earned academic degrees from the University of Miami and one player was listed on the All-ACC Academic Team.

Larrañaga came to Miami after serving as the head coach at George Mason for 14 seasons. He guided that program to five NCAA Tournament appearances (1999, 2001, 2006, 2008, 2011) - including an unprecedented run to the 2006 Final Four that captured the nation's attention, defeating Michigan State, North Carolina, Wichita State and UConn along the way. Following that run, he was selected the 2006 Clair Bee Coach of the Year. Larrañaga built the GMU Patriots' program into a perennial contender in the highly-regarded Colonial Athletic Association, winning more games (273) than any other coach in program and conference history en

LARRAÑAGA'S CAREER RECORDS

School	Years	Overall	Conference
American International	1977-1979	27-26	none
Bowling Green	1986-1997	170-144	101-85
George Mason	1997-2011	273-164	165-79
Miami	2011-pres.	82-45	37-27
Overall	31	552-379	303-191

COACH JIM LARRAÑAGA AT A GLANCE

2013 Coach of the Year
2006 Clair Bee Coach of the Year
2013 ACC Coach of the Year
2013 NABC All-District II Coach
2001 & 1999 CAA Coach of the Year
1999 CAA Coach of the Year
1997 MAC Coach of the Year
Eight 20-win seasons

2013 Naismith Coach of the Year
2013 Henry Iba Coach of the Year
2013 Adolph Rupp Cup Coach of the Year
2013 USBWA District IV Coach of the Year
Six NCAA tournament appearances
2013, 2011, 2008, 2006, 2001, 1999
Seven postseason NIT appearances
2012, '09, '04, '02, '97, '91, '90

Coached Shane Larkin - ACC Player of the Year, ACC Tournament MVP, USBWA All-District, Sporting News All-American, finalist for Cousy, Naismith & Wooden awards, All-ACC First Team and All-ACC Defensive Team
Coached Durand Scott - ACC Defensive Player of the Year, ACC Tournament First Team, All-ACC Third Team
Coached George Evans, who was a three-time CAA Player of the Year, the CAA Rookie of the Year, a three-time CAA Defensive Player of the Year and on the CAA All-Defensive Team three times.
Six All-Atlantic Coast Conference selections
Four ACC All-Tournament team selections
Three coaches and two media ACC All-Defensive Team selections
28 All-Colonial Athletic Conference selections
Three All-America players
Nine CAA All-Defensive Team selections
Eight CAA All-Rookie Team selections
Three Dean Ehlers Award winners - given to the CAA player who best meets the criteria of academic achievement, leadership and community service.
12 All-MAC Conference selections
Coached Antonio Daniels - MAC Player of the Year and MAC Freshman of the Year
Two MAC Freshman of the Year selections
Four MAC All-Freshman Team selections

LARRAÑAGA YEAR-BY-YEAR

Year	School	Overall W-L	Conference W-L	Finish	Post-Season
1977-78	American International	14-13			
1978-79	American International	13-13			
1986-87	Bowling Green	15-14	10-6	3	
1987-88	Bowling Green	12-16	7-9	t-5	
1988-89	Bowling Green	13-15	6-10	t-6	
1989-90	Bowling Green	18-11	9-7	t-3	NIT 0-1
1990-91	Bowling Green	17-13	9-7	t-4	NIT 0-1
1991-92	Bowling Green	14-15	8-8	5	
1992-93	Bowling Green	11-16	8-10	t-6	
1993-94	Bowling Green	18-10	12-6	t-2	
1994-95	Bowling Green	16-11	10-8	t-5	
1995-96	Bowling Green	14-13	9-9	t-6	
1996-97	Bowling Green	22-10	13-5	t-1	NIT 0-1
1997-98	George Mason	9-18	6-10	6	
1998-99	George Mason	19-11	13-3	1	NCAA 0-1
1999-00	George Mason	19-11	12-4	t-1	
2000-01	George Mason	18-12	11-5	3	NCAA 0-1
2001-02	George Mason	19-10	13-5	2	NIT 0-1
2002-03	George Mason	16-12	11-7	4	
2003-04	George Mason	23-10	12-6	3	NIT 2-1
2004-05	George Mason	16-13	10-8	6	
2005-06	George Mason	27-8	15-3	t-1	NCAA 4-1
2006-07	George Mason	18-15	9-9	5	
2007-08	George Mason	23-11	12-6	2	NCAA 0-1
2008-09	George Mason	22-11	13-5	2	NIT 0-1
2009-10	George Mason	17-15	12-6	4	CIT 0-1
2010-11	George Mason	27-7	16-2	1	NCAA 1-1
2011-12	Miami	20-13	9-7	t-4	NIT 1-1
2012-13	Miami	29-7	15-3	1	NCAA 2-1
2013-14	Miami	17-16	7-11	10	
2014-15	Miami	16-9	6-6		
Overall		552-379	303-191	10-14	

route to three conference titles (1999, 2001, 2008). A two-time CAA Coach of the Year honoree, Larrañaga earned the accolade in 2011, leading the Patriots to a 27-7 overall record and 16-2 conference mark en route to the CAA regular-season title and their fifth NCAA Tournament appearance under his leadership. Seeded a program-best eighth in the NCAA Tournament, George Mason rallied from a double-digit deficit to defeat ninth-seeded Villanova, 61-57, before falling to overall No. 1 seed Ohio State in the third round. In 2006, Larrañaga became the first coach at a mid-major school to take his team to the Final Four in 27 years and earned an at-large berth for a CAA team for the first time in 20 years. Along the way, he led Mason to a school record in wins, the school's first national ranking, George Mason's first appearance in the Top 10 and the school's first wins over Top 10 teams.

With 29 years of head coaching experience, the native of The Bronx, N.Y., previously served as the head coach at Bowling Green for 11 seasons (1986-1997) and at Division II American International for two seasons (1977-79). His first coaching opportunity came at Davidson College, where he served as an assistant coach to Terry Holland. Davidson captured three Southern Conference regular-season championships and an NIT berth in his five years there, and he compiled a 47-12 record doubling as the freshman team coach. In 1976, he left Davidson and spent one season as player-coach for the Geronemo Basketball Club in Belgium. A 1971 graduate of Providence College with a degree in economics, Larrañaga was a four-year letterman for the Friars. As the team captain in his senior season, he led Providence to a 20-8 record and an NIT appearance. He graduated as the school's fifth all-time leading scorer with 1,258 points and was selected in the sixth round of the draft by the Detroit Pistons of the National Basketball Association. He was the team's top scorer as a sophomore and junior and was named New England's Division I Sophomore of the Year in 1969. He was inducted into the Providence College Hall of Fame in 1991.

Larrañaga, 65, and his wife, Liz, have two sons - Jay, who played for his father at Bowling Green and is an assistant coach with the Boston Celtics, and Jon, who was a member of his father's George Mason teams from 1999-2003 - and four grandchildren.

NON-CONFERENCE GAMES (10-3)

Table with columns: #, Player, gp-gs, min, avg, fg-fga, fg%, 3fg-fga, 3fg%, ft-fa, ft%, off, def, tot, avg, pf, dq, a, to, blk, stl, pts, avg. Rows include players like Sheldon McClellan, Angel Rodriguez, and summary rows for Team, Total, and Opponents.

CURRENT CANES VS. VIRGINIA TECH

Summary table for current games vs Virginia Tech. Columns include player name, date, GS, Min, FG, FGA, Pct, 3FG, FGA, Pct, FT, FTA, Pct, Off, Def, Tot, Avg, PF, FO, A, TO, Blk, Stl, Pts, Avg. Rows are categorized by player: JEKIRI, LECOMTE, REED.

VIRGINIA TECH (14-12)

Record summary for Virginia Tech. Includes Home (7-4), Away (5-6), Neutral (2-2), Under Coach L (4-2), Since rebirth in 1985 (14-12), and Results since joining the ACC table with dates and scores.

THE LAST TIME OUT (JAN. 10, 2015)

Recap: Erik Swoopo scored 14 points and hit the go-ahead basket with 2:42 left to help Miami beat Virginia Tech 57-53 in Wednesday's first round of the Atlantic Coast Conference tournament. Rion Brown scored 15 points to lead the 10th-seeded Hurricanes (17-15), who hit four free throws in the final 8 seconds to hang on against the last-place Hokies (9-22). Miami shot just 39 percent but the reigning tournament champion did just enough to advance, hitting 16 of 19 free throws.

Noteworthy: Starters: Manu Lecomte, Gariius Adams, Rion Brown, Erik Swoopo, Tonye Jekiri ... Rion Brown has hit at least one three in 27 games this season and multiple threes in 17 games this year. He had two 3's against Virginia Tech ... Rion Brown scored in double-figures (15) for the 14th straight game and 27th time overall this season ... Rion Brown scored an ACC Tournament career high 15 points, surpassing his previous high of 13 on 3/9/13 against FSU ... In his first tournament experience, Davon Reed scored 14 points and had 1 rebound ... Davon Reed scored in double figures for the seventh time this season and first time since 2/19/14 against ACC opponent Notre Dame ... Erik Swoopo (14) scored in double figures for the sixth straight game. The senior has averaged 13.7 points during the stretch ... For the third time this year, Tonye Jekiri pulled down 10+ rebounds, finishing with 12. He has also had 5 or more rebounds 16 times this year.

Miami 57, Virginia Tech 53 Game 32

3-12-14 Greensboro Coliseum

Game statistics for Miami 57 vs Virginia Tech 53. Includes Totals, TEAM, and 3-Pt FG% and F Throw % for both teams.

Game statistics for Miami 17-15. Includes Totals, TEAM, and Score by Periods for both teams.



DEANDRE BURNETT

Redshirt Freshman | Guard | 6-2 | 195

1

Miami, Fla. | Carol City HS

Burnett Season Highs

Points	Season: 21, vs. Green Bay, 12/6/14 ACC: 13, at Boston College, 2/16/15
Rebounds	Season: 8, vs. Illinois, 12/2/14 ACC: 3, at Boston College, 2/16/15
Assists	Season: 4, vs. Charleston, 12/30/14 ACC: 2, vs. Boston College, 1/10/15
Steals	Season: 2 (2x) last vs. Eastern Ky., 12/19/14 ACC: 1, at Boston College, 2/16/15
Blocked Shots	Season: 1 (3x) last vs. Boston College, 1/10/15 ACC: 1, vs. Boston College, 1/10/15
Field Goals	Season: 8, vs. Green Bay, 12/6/14 ACC: 5, vs. Virginia, 01/03/15
Field Goal Attempts	Season: 16 (2x) last vs. Green Bay, 12/6/14 ACC: 9, vs. Virginia, 01/03/15
Free Throws	Season: 5, at Boston College, 2/16/15 ACC: 5, at Boston College, 2/16/15
Free Throw Attempts	Season: 7, at Boston College, 2/16/15 ACC: 7, at Boston College, 2/16/15
3-Point Field Goals	Season: 3 (3x) last vs. Eastern Ky., 12/19/14 ACC: 2 (2x) last at Boston College, 2/16/15
3-Point Field Goal Attempts	Season: 10, vs. Illinois, 12/2/14 ACC: 5, vs. Virginia, 01/03/15
Minutes	Season: 33, vs. Virginia, 01/03/15 ACC: 33, vs. Virginia, 01/03/15

"There's basketball terminology to describe Deandre to a tee — two words: Bucket getter. He gets buckets. He just knows how to score." — Coach L

- Name is Deandre, but goes by Dre.
- Scorer's DNA.
- Attack mentality off the dribble.
- A pure scorer who can fill it up from deep, knock down medium range jumpers, drive to the basket, hit floaters, and also finish in transition.
- Loves the gym and working on his game; wants to be a great player.
- Throws his body into gaps and creates contact. Crafty and strong.
- Possesses an array of shots — layup, floater, pull up jumper, 3-pointer.
- Max bench: 315, up 85 pounds since his arrival. 185 Bench: 20x.
- Took advantage of redshirt year, and made both himself and others better.
- 2012 Parade All-American.
- In 2013-14 scored 16 points in 22 minutes in the exhibition game, then injured wrist before regular season opener, forcing redshirt season.
- In Spain in August 2014, was the team's second-leading scorer at 14.3 ppg in four contests.
- As a high school senior, averaged 37 ppg, 5 apg and 6 rpg.
- Dropped 25 points and dished 11 assists against Hialeah, when Coach L was watching in the stands.
- Notched 45 points three times in his final prep season.
- Brother Dalvin Cook is a freshman football player at Florida State.
- Favorites: Food: Chicken Ramen Noodles. Pro athlete: Dwyane Wade. Cuban dish: Rice and beans. Quote: Only the strong survive. Ice cream: Vanilla.
- Best advice received: Never give up. Why UM: To stay close to my family in Miami. Started playing basketball: Ninth grade. Dream job: Basketball analyst. Favorite UM athlete: Sean Taylor.

High School: A 2012 *Parade All-American*, one of only two players from the state of Florida and one of five Atlantic Coast Conference recruits to earn the honor ... Third in the nation in scoring as a high school senior ... As a senior, averaged 37 ppg, 5 apg, and 6 rpg ... Notched 45 points three times in his final prep season ... Recorded 25 points and 11 assists in first game Coach L saw him play ... Class AA Player of the Year ... All-state ... First team Miami-Dade County ... As a junior, averaged 28 ppg ... Played for Barry Robinson at Carol City High School ... Earned varsity letters all four years ... On academic honor roll ... Played final year at Massanutten Military Academy in Virginia.

Personal: Name is Deandre, but goes by Dre ... Born Deandre Jammal Burnett on January 29, 1994 in Miami ... Son of Varondria Burnett and James Cook ... Brother to Dalvin, James, Daneisha, Jamiya, and Jameisha ... Brother Dalvin Cook is a freshman football player at Florida State ... Grew up a Canes fan ... Also recruited by South Carolina, Ole Miss, Marshall, Virginia, and La Salle ... Majoring in sports administration ... Played AAU for Team U ... Larranaga's third signee from the state of Florida, joining former Hurricane Shane Larkin (Dr. Phillips) and current junior Tonye Jekiri (Chapagnat).

BURNETT CAREER STATISTICS

Season	GP	GS	Min.	Avg.	FG	FGA	Pct.	3-Point FG	3-Point FGA	3-Point Pct.	FT	FTA	Pct.	Off.	Def.	Tot.	Avg.	PF	FO	Ast.	TO	Blk	Stl	Pts.	Avg.
2014-15	15	3	268	17.9	39	105	.371	19	60	.317	23	35	.657	9	30	39	2.6	14	0	8	14	3	7	120	8.0

BURNETT 2014-15		TOTAL					3-PTS			FREE THROWS			REBOUNDS			PF		FO		A		TO		Blk		Stl		Pts		Avg	
Opponent	Date	GS	Min	FG	FGA	Pct	3FG	FGA	Pct	FT	FTA	Pct	Off	Def	Tot	Avg	PF	FO	A	TO	Blk	Stl	Pts	Avg							
HOWARD	11-14-14		20	2	11	.182	1	3	.333	4	4	1.000	1	3	4	4.0	2	0	1	2	0	1	9	9.0							
at Florida	11-17-14		6	1	2	.500	0	1	.000	0	0	.000	0	0	0	2.0	0	0	0	0	0	0	2	5.5							
SOUTH ALABAMA	11-28-14		16	4	9	.444	2	4	.500	0	0	.000	1	1	2	2.0	0	0	0	0	1	0	10	7.0							
ILLINOIS	12-02-14		24	7	16	.438	3	10	.300	2	2	1.000	1	7	8	3.5	0	0	0	0	0	1	19	10.0							
GREEN BAY	12-06-14		29	8	16	.500	3	8	.375	2	4	.500	1	2	3	3.4	1	0	0	1	1	2	21	12.2							
SAVANNAH STATE	12-08-14		15	1	4	.250	0	1	.000	2	2	1.000	1	1	2	3.2	0	0	0	2	0	0	4	10.8							
EASTERN KENTUCKY	12-19-14		24	3	9	.333	3	8	.375	0	0	.000	1	4	5	3.4	1	0	0	1	0	2	9	10.6							
vs Providence	12-22-14		18	1	4	.250	0	2	.000	1	4	.250	2	3	5	3.6	1	0	0	1	0	0	3	9.6							
CHARLESTON	12-30-14		20	1	6	.167	1	5	.200	4	6	.667	0	4	4	3.7	1	0	4	0	0	0	7	9.3							
VIRGINIA	01-03-15		33	5	9	.556	2	5	.400	0	1	.000	0	2	2	3.5	2	0	0	0	0	0	12	9.6							
BOSTON COLLEGE	01-10-15	*	23	2	7	.286	1	4	.250	2	3	.667	0	0	0	3.2	2	0	2	1	1	0	7	9.4							
at Duke	01-13-15	*	8	0	1	.000	0	1	.000	1	2	.500	0	0	0	2.9	1	0	0	1	0	0	1	8.7							
at Notre Dame	01-17-15	*	6	0	0	.000	0	0	.000	0	0	.000	0	1	1	2.8	1	0	0	2	0	0	0	8.0							
GEORGIA TECH	01-28-15		8	1	6	.167	1	4	.250	0	0	.000	0	0	0	2.6	1	0	0	1	0	0	3	7.6							
at Boston College	02-16-15		18	3	5	.600	2	4	.500	5	7	.714	1	2	3	2.6	1	0	1	2	0	1	13	8.0							



IVAN CRUZ UCEDA

Junior | Forward | 6-10 | 237

33

Madrid, Spain | Harcum College (Pa.)

Cruz Uceda Season Highs

Points	Season: 10, vs. Clemson, 2/8/15 ACC: 10, vs. Clemson, 2/8/15
Rebounds	Season: 5 (2x) last vs. Clemson, 2/8/15 ACC: 5 (2x) last vs. Clemson, 2/8/15
Assists	Season: 1 (2x) last vs. Georgia Tech, 1/28/15 ACC: 1 (2x) last vs. Georgia Tech, 1/28/15
Steals	Season: 2, vs. Louisville, 2/3/15 ACC: 2, vs. Louisville, 2/3/15
Blocked Shots	Season: 1, vs. Louisville, 2/3/15 ACC: 1, vs. Louisville, 2/3/15
Field Goals	Season: 3, vs. Clemson, 2/8/15 ACC: 3, vs. Clemson, 2/8/15
Field Goal Attempts	Season: 8, vs. Clemson, 2/8/15 ACC: 8, vs. Clemson, 2/8/15
Free Throws	Season: 1 (2x) last vs. Clemson, 2/8/15 ACC: 1 (2x) last vs. Clemson, 2/8/15
Free Throw Attempts	Season: 2 (2x) last vs. Clemson, 2/8/15 ACC: 2 (2x) last vs. Clemson, 2/8/15
3-Point Field Goals	Season: 3, vs. Clemson, 2/8/15 ACC: 3, vs. Clemson, 2/8/15
3-Point Field Goal Attempts	Season: 6, vs. Clemson, 2/8/15 ACC: 6, vs. Clemson, 2/8/15
Foul Disqualifications	Season: _____ ACC: _____
Minutes	Season: 23, vs. Louisville, 2/3/15 ACC: 23, vs. Louisville, 2/3/15

- First name Ivan is pronounced E-von. Born in Madrid, Spain. First language is Spanish.
- European style game; Vlade Divac type of player.
- Inside-outside threat.
- Clever player. Will beat guys with his intelligence and skill.
- Very good passer.
- Transforming his body, getting leaner and stronger. Never consistently lifted weights before coming to Miami.
- Max bench: 235. 185 Bench: 9x.
- Good instincts for offensive situations.
- Did not speak English before attending Harcum College.
- All-American (H.M.) and All-National Tournament Team at Harcum.
- Set school record for rebounds in game (29) and career (635) at Harcum.
- Averaged 14.6 points, 9.6 rebounds, 2.0 assists, 1.1 steals and 1.1 blocks per game at Harcum.
- Helped lead Harcum to the junior college national semifinals.
- Holds season record for 3-point percentage (45.5%).
- Favorites: Food: Cocido (chickpea-based stew from Madrid, Spain). Music: 80s Music, Otis Redding, Marvin Gaye. Movie: Gladiator. Book: Drazen Petrovic book. Pro athlete: Larry Bird. Cuban dish: Rice and beans with fried plantains.
- Biggest fear: Insects. Best advice received: Believe in yourself. Why UM: Coaches and location. Started playing basketball: 12 years old.

Harcum College

Ranked No. 55 overall by ESPN ... All-American (H.M.) ... All-National Tournament Team ... Averaged 14.6 points, 9.6 rebounds, 2.0 assists, 1.1 steals and 1.1 blocks in 23.3 minutes per game in second season ... Hit 62.5 percent from field, 45.5 percent from long range and 72.4 percent at line ... Advanced to NJCAA Division I National Semifinals in Hutchinson, Kan., marking first final four appearance in school history ... In NJCAA Region XV Championship, hit 15 of team-best 21 points from behind 3-point line, making five of 10 tries, and grabbed 12 rebounds ... Set school record for rebounds in game (29) and career (635) ... Fourth-highest scorer in Harcum history with 957 points, sixth in blocked shots (76) ... Holds season record for 3-point percentage (45.5%) ... Honors Society.


Personal

First name Ivan is pronounced E-von ... Born Oct. 24, 1991 in Madrid, Spain ... Son of Jose Gabriel Cruz and Pilar Uceda ... Brother to Maria ... Father played pro basketball for Club Deportivo Cajamadrid in Spain ... Majoring in sports management ... Attended Giner de los Rios high school ... Played basketball for Estudiantes in Spain where he averaged 12 points and seven rebounds per game ... Also played for Club Baloncesto Alcobendas, Colegio Brains, Club Baloncesto Las Rozas ... Also recruited by Marquette, Ohio State, Penn State and Villanova.

CRUZ UCEDA CAREER STATISTICS

Season	GP	GS	Min.	Avg.	FG	FGA	Pct.	3-Point FG	3-Point FGA	3-Point Pct.	Free Throws FT	Free Throws FTA	Free Throws Pct.	Off.	Rebounds Def.	Rebounds Tot.	Avg.	PF	FO	Ast.	TO	Blk	Stl	Pts.	Avg.
2014-15	8	0	96	12.0	11	33	.333	6	22	.273	2	4	.500	6	18	24	3.0	5	0	2	6	1	2	30	3.8

CRUZ UCEDA 2014-15		TOTAL			3-PTS			FREE THROWS			REBOUNDS			PF		FO		A		TO		Blk		Stl		Pts		Avg	
Opponent	Date	GS	Min	FG	FGA	Pct	3FG	3FGA	Pct	FT	FTA	Pct	Off	Def	Tot	Avg	PF	FO	A	TO	Blk	Stl	Pts	Avg					
at Notre Dame	01-17-15	3	1	2	500	0	0	.000	0	0	.000	0	0	0	0.0	0	0	0	0	0	0	0	2	2.0					
NC STATE	01-22-15	12	1	4	.250	0	3	.000	0	0	.000	0	2	2	1.0	0	0	0	3	0	0	0	2	2.0					
at Syracuse	01-24-15	19	1	2	.500	1	2	.500	0	0	.000	0	5	5	2.3	2	0	1	1	0	0	3	2.3						
GEORGIA TECH	01-28-15	16	2	6	.333	1	4	.250	0	0	.000	1	3	4	2.8	0	0	1	0	0	0	5	3.0						
at Florida State	02-01-15	8	1	3	.333	0	2	.000	0	0	.000	0	1	1	2.4	3	0	0	0	0	0	2	2.8						
LOUISVILLE	02-03-15	23	1	4	.250	1	3	.333	1	2	.500	1	3	4	2.7	0	0	0	2	1	2	4	3.0						
CLEMSON	02-08-15	11	3	8	.375	3	6	.500	1	2	.500	3	2	5	3.0	0	0	0	0	0	0	10	4.0						
at Wake Forest	02-11-15	4	1	4	.250	0	2	.000	0	0	.000	1	2	3	3.0	0	0	0	0	0	0	2	3.8						



TONYE JEKIRI

Junior | Center | 7-0 | 244

23

Hialeah, Fla. | Champagnat Catholic School (Fla.) | Port Harcourt, Nigeria

Jekiri Season / Career Highs

Points
 Season: 13 (4x) last vs. Georgia Tech, 1/28/15
 Career: 15, at Florida State, 2/10/14
 ACC: 15, at Florida State, 2/10/14

Rebounds
 Season: 17, vs. Clemson, 2/8/15
 Career: 17, vs. Clemson, 2/8/15
 ACC: 17, vs. Clemson, 2/8/15

Assists
 Season: 8, vs. South Alabama, 11/28/14
 Career: 8, vs. South Alabama, 11/28/14
 ACC: 4, vs. Syracuse, 1/25/14

Steals
 Season: 4, at Duke, 1/13/15
 Career: 4, at Duke, 1/13/15
 ACC: 4, at Duke, 1/13/15

Blocked Shots
 Season: 5 (2x) last vs. Clemson, 2/8/15
 Career: 5 (2x) last vs. Clemson, 2/8/15
 ACC: 5, vs. Clemson, 2/8/15

Field Goals
 Season: 5 (4x) last vs. Louisville, 2/3/15
 Career: 5 (6x) last vs. Louisville, 2/3/15
 ACC: 5 (6x) last vs. Louisville, 2/3/15

Field Goal Attempts
 Season: 14, vs. Louisville, 2/3/15
 Career: 14, vs. Louisville, 2/3/15
 ACC: 14, vs. Louisville, 2/3/15

Free Throws
 Season: 8, at Boston College, 2/16/15
 Career: 8, at Boston College, 2/16/15
 ACC: 8, at Boston College, 2/16/15

Free Throw Attempts
 Season: 10, at Boston College, 2/16/15
 Career: 10, at Boston College, 2/16/15
 ACC: 10, at Boston College, 2/16/15

3-Point Field Goals
 Season: --
 Career: --
 ACC: --

3-Point Field Goal Attempts
 Season: --
 Career: --
 ACC: --

Minutes
 Season: 47, at Boston College, 2/16/15
 Career: 47, at Boston College, 2/16/15
 ACC: 47, at Boston College, 2/16/15

Gildan Charleston Classic All-Tournament Team

"Tonye is playing with a lot more confidence than he did last season" — Coach L

- Only remaining player from the 2013 ACC Championship and NCAA Sweet 16 team, after 10 graduated and one player jumped to the NBA.
- Has only played basketball for five years after moving from Nigeria to South Florida in September 2010 to begin hoops career. Previously played soccer in Africa, but his height led him to hoops.
- Gained 30 pounds from arrival on campus freshman year.
- Terrific learner who picks up concepts quickly.
- Good passer for his size.
- One of three players returning from the 2013-14 squad.
- Rebounder and shot blocker who is developing his offensive game.
- Can play with back to basket or step out for a 15-17-foot jump shot.
- 185 Bench: 14x.
- Runs the floor like a guard and has unstoppable motor. Exceptionally fast and athletically gifted for a big man.
- Saints fan because of former Hurricane Jimmy Graham.
- Second Florida recruit in Larrañaga era, following Shane Larkin.
- First time he saw snow was on a roadtrip to UMass on Dec. 1, 2012, during freshman season.
- Acclimated himself well from Nigeria to U.S. culture.
- Chose jersey number 23 because July 23 is birthday.
- Approach vertical: 37.
- Favorites: Food: Rice & chicken. Basketball movie: Love & Basketball. Sport besides basketball: Soccer.
- Why UM: The coaching staff.
- Jekiri on his arrival in the United States: "I remember I took a shower, was wondering where the water was coming from. In Africa you go fetch it with a bucket, or you see a tank that stores the water at the back of the house. Over here I was asking where the water was coming from. I kept looking because I'd been in the shower for so long and the water just kept coming out, didn't run out. That was one thing I was shocked about it."

High School: Rated the 17th-best center in the country by ESPN.com and No. 13 by Scout.com ... Averaged 20 points, 12 rebounds and 5 blocks per game as a senior ... Notched 45 points and 20 rebounds in regional semifinals and 18 points, 14 rebounds and six blocks in regional finals ... Led his team to the 2A state title game ... First team 2011-12 Boys Class 2A All-State Team ... First Team All-FHSAA Tournament at state championships ... Orlando Sentinel's 2011-12 All-Florida boys basketball team ... Averaged 14 points and 10 rebounds per game as a junior with Champagnat, his first year of organized hoops ... Team MVP ... Team captain ... On the AAU circuit, played for Team Breakdown ... Dominated at the Source Hoops Elite Camp and Led Team Breakdown to championships in the Breakdown Hoops Festival and the Big Shots Myrtle Beach I ... Can play with his back to the basket or step out for a 10-12-foot shot ... Runs the floor like a guard and has an unstoppable motor.

Personal: Born July 23, 1994 in Nigeria ... Given name is Tonye Frank Jekiri (TAHN-yay Ja-KEER-EE) ... Son of Emilinia and Frank ... Brother to Tammie, Omiebi and Boma ... Majoring in sports administration ... Chose his jersey number 23 because July 23 is his birthday ... Originally from Nigeria, Jekiri moved to South Florida in September 2010 to begin his basketball career ... Previously played soccer ... Chose Miami over considerations from Virginia Tech, Clemson, Florida State, Auburn, Vanderbilt and Alabama ... Jekiri was Larrañaga's second recruit from the state of Florida, joining former Canes PG Shane Larkin from Orlando, Fla.

2013-14				2012-13			
Opposition	P	R	A	Opposition	P	R	A
St. Francis (NY)	6	9	1	at FGCU	1	2	0
Ga. Southern	2	1	0	Jacksonville	0	0	0
Texas Southern	4	4	0	Michigan State	0	2	0
at C of Charleston	6	3	0	at Massachusetts	0	0	0
UCF	2	3	0	Charlotte	0	0	0
vs Geo. Wash.	2	1	1	at UCF	3	2	0
at CS Fullerton	4	4	0	at Hawai'i	1	0	0
vs Arizona State	0	3	0	vs. Arizona	0	2	0
at Nebraska	2	7	1	vs. Indiana State	0	0	0
Virginia Tech	2	7	0	La Salle	0	1	0
at Savannah St.	4	1	1	at Georgia Tech	2	2	0
La Salle	9	7	0	at North Carolina	0	1	0
Loyola	10	4	2	Maryland	2	4	0
at Syracuse	5	3	2	at Boston College	0	1	1
at North Carolina	2	10	1	Duke	2	2	0
Florida State	2	7	1	Florida State	4	2	0
at Georgia Tech	0	3	0	at Virginia Tech	2	1	0
Duke	8	9	0	at NC State	0	2	1
Syracuse	3	5	4	Boston College	2	4	0
at Maryland	0	6	0	North Carolina	2	2	0
Norfolk State	4	2	1	at Florida State	2	2	0
Pittsburgh	3	4	0	at Clemson	0	0	0
NC State	0	4	0	Virginia	2	0	0
at Florida State	15	6	0	at Wake Forest	2	3	0
at Virginia Tech	0	3	0	Virginia Tech	4	2	0
Notre Dame	2	6	2	at Duke	2	0	0
Boston College	5	7	1	Georgia Tech	0	0	0
at Virginia	4	6	0	Clemson	2	3	0
at NC State	14	13	0	vs. Boston College	0	1	0
at Clemson	2	2	0	vs. NC State	2	3	0
Wake Forest	6	9	1	vs. North Carolina	1	1	0
vs Virginia Tech	5	12	2	vs. Pacific	6	5	0
vs NC State	6	9	1	vs. Illinois	4	2	1
				vs. Marquette	0	3	0

JEKIRI CAREER STATISTICS

Season	GP	GS	Min.	Avg.	FG			3-Point			Free Throws			Rebounds				Scoring							
					FGA	Pct.	FG	FGA	Pct.	FT	FTA	Pct.	Off.	Def.	Tot.	Avg.	PF	FO	Ast.	TO	Blk	Stl	Pts.	Avg.	
2012-13	34	0	235	6.9	18	35	.514	0	0	.000	11	20	.550	28	27	55	1.6	35	0	4	11	11	7	47	1.4
2013-14	33	16	705	21.4	57	125	.456	0	0	.000	25	43	.581	67	113	180	5.5	87	5	22	31	29	21	139	4.2
2014-15	25	25	770	30.8	80	160	.500	0	0	.000	45	61	.738	75	180	255	10.2	80	4	33	37	41	16	205	8.2
TOTAL	92	41	1710	18.6	155	320	.484	0	0	.000	81	124	.653	170	320	490	5.3	202	9	59	79	81	44	391	4.3

JEKIRI 2014-15

Opponent	Date	GS	Min	TOTAL			3-PTS			FREE THROWS			REBOUNDS				PF	FO	A	TO	Blk	Stl	Pts	Avg
				FG	FGA	Pct	3FG	FGA	Pct	FT	FTA	Pct	Off	Def	Tot	Avg								
HOWARD	11-14-14	*	26	2	6	.333	0	0	.000	2	2	1.000	5	6	11	11.0	5	1	1	1	1	1	6	6.0
at Florida	11-17-14	*	28	2	4	.500	0	0	.000	4	4	1.000	3	5	8	9.5	4	0	1	2	3	1	8	7.0
vs Drexel	11-20-14	*	29	4	9	.444	0	0	.000	0	0	.000	3	10	13	10.7	3	0	4	2	2	0	8	7.3
vs Akron	11-21-14	*	34	4	10	.400	0	0	.000	0	0	.000	7	9	16	12.0	4	0	0	2	4	0	8	7.5
vs Charlotte	11-23-14	*	36	3	5	.600	0	0	.000	5	5	1.000	2	5	7	11.0	2	0	1	0	2	0	11	8.2
at Charlotte	11-25-14	*	32	2	3	.667	0	0	.000	0	2	.000	5	8	13	11.3	5	1	1	1	1	0	4	7.5
SOUTH ALABAMA	11-28-14	*	30	4	7	.571	0	0	.000	5	6	.833	2	6	8	10.9	3	0	8	2	5	0	13	8.3
ILLINOIS	12-02-14	*	29	3	6	.500	0	0	.000	0	0	.000	3	6	9	10.6	4	0	2	1	2	0	6	8.0
GREEN BAY	12-06-14	*	29	1	2	.500	0	0	.000	0	0	.000	1	2	3	9.8	2	0	1	1	1	0	2	7.3
SAVANNAH STATE	12-08-14	*	27	4	6	.667	0	0	.000	0	2	.000	1	8	9	9.7	1	0	3	2	1	1	8	7.4
EASTERN KENTUCKY	12-19-14	*	18	0	1	.000	0	0	.000	2	2	1.000	0	6	6	9.4	2	0	0	1	0	1	2	6.9
vs Providence	12-22-14	*	35	4	7	.571	0	0	.000	4	4	1.000	3	7	10	9.4	2	0	2	3	0	1	12	7.3
CHARLESTON	12-30-14	*	18	4	6	.667	0	0	.000	0	2	.000	0	8	9.3	4	0	1	2	1	0	8	7.4	
VIRGINIA	01-03-15	*	39	4	8	.500	0	0	.000	0	1	.000	4	8	12	9.5	5	1	3	1	0	2	8	7.4
BOSTON COLLEGE	01-10-15	*	36	5	7	.714	0	0	.000	3	6	.500	1	14	15	9.9	2	0	0	2	3	1	13	7.8
at Duke	01-13-15	*	37	3	5	.600	0	0	.000	4	6	.667	2	8	10	9.9	3	0	0	2	1	4	10	7.9
at Notre Dame	01-17-15	*	24	4	9	.444	0	0	.000	0	0	.000	4	9	13	10.1	2	0	0	0	0	0	8	7.9
NC STATE	01-22-15	*	34	2	3	.667	0	0	.000	2	2	1.000	1	9	10	10.1	3	0	0	1	1	0	6	7.8
at Syracuse	01-24-15	*	36	5	10	.500	0	0	.000	3	3	1.000	6	9	15	10.3	4	0	1	2	3	0	13	8.1
GEORGIA TECH	01-28-15	*	28	5	6	.833	0	0	.000	3	4	.750	4	5	9	10.3	3	0	0	1	0	1	13	8.4
at Florida State	02-01-15	*	31	2	6	.333	0	0	.000	0	0	.000	2	3	5	10.0	4	0	0	0	1	1	4	8.1
LOUISVILLE	02-03-15	*	32	5	14	.357	0	0	.000	0	0	.000	6	4	10	10.0	2	0	2	1	0	0	10	8.2
CLEMSON	02-08-15	*	34	3	7	.429	0	0	.000	0	0	.000	5	12	17	10.3	2	0	2	3	5	0	6	8.1
at Wake Forest	02-11-15	*	21	3	4	.750	0	0	.000	0	0	.000	0	3	3	10.0	5	1	0	0	0	1	6	8.0
at Boston College	02-16-15	*	47	2	9	.222	0	0	.000	8	10	.800	5	10	15	10.2	4	0	0	4	4	1	12	8.2



MANU LECOMTE

Sophomore | Guard | 5-11 | 170

Brussels, Belgium | Athene des Pagodes

20

Lecomte Season Highs

Points

Season: 23, at Duke, 1/13/15
 Career: 23, at Duke, 1/13/15
 ACC: 23, at Duke, 1/13/15

Rebounds

Season: 4, vs. Savannah State, 12/9/14
 Career: 5 (3x), last vs. Wake Forest, 3/8/14
 ACC: 5 (3x), last vs. Wake Forest, 3/8/14

Assists

Season: 5 (2x) last vs. So. Alabama, 11/28/14
 Career: 7, at North Carolina, 1/8/14
 ACC: 7, at North Carolina, 1/8/14

Steals

Season: 2 (3x), last at Wake Forest, 2/11/15
 Career: 3, vs. Wake Forest, 3/8/14
 ACC: 3, vs. Wake Forest, 3/8/14

Blocked Shots

Season: --
 Career: 1, vs. Ga. Southern, 11/11/13
 ACC: --

Field Goals

Season: 7 at Charlotte, 11/25/14
 Career: 8, at Maryland, 1/29/14
 ACC: 8, at Maryland, 1/29/14

Field Goal Attempts

Season: 13 (2x) last at Charlotte, 11/25/14
 Career: 13 (2x) last at Charlotte, 11/25/14
 ACC: 12, at Georgia Tech, 1/18/14

Free Throws

Season: 10, at Duke, 1/13/15
 Career: 10, at Duke, 1/13/15
 ACC: 10, at Duke, 1/13/15

Free Throw Attempts

Season: 11, at Duke, 1/13/15
 Career: 11, at Duke, 1/13/15
 ACC: 11, at Duke, 1/13/15

3-Point Field Goals

Season: 4 (2x) last vs. Savannah State, 12/9/14
 Career: 4 (2x) last vs. Savannah State, 12/9/14
 ACC: 3 (3x) last at Duke, 1/13/15

3-Point Field Goal Attempts

Season: 10, vs. Charlotte, 11/23/14
 Career: 10, vs. Charlotte, 11/23/14
 ACC: 5, vs. Clemson, 2/8/15

Minutes

Season: 36 (2x) last at Charlotte, 11/23/14
 Career: 38, at North Carolina, 1/8/14
 ACC: 38, at North Carolina, 1/8/14

2013-14			
Opposition	P	R	A
St. Francis (NY)	9	1	1
Ga. Southern	12	4	1
Texas Southern	12	3	4
at C of Charleston	14	4	5
UCF	0	0	2
vs Geo. Wash.	5	2	0
at CS Fullerton	4	3	1
vs Arizona State	2	1	1
at Nebraska	5	2	4
Virginia Tech	7	4	2
at Savannah State	10	2	4
La Salle	5	4	2
Loyola	6	0	3
at Syracuse	8	0	0
at North Carolina	11	3	7
Florida State	2	1	6
at Georgia Tech	16	4	3
Duke	4	0	2
Syracuse	3	0	1
at Maryland	19	0	2
Norfolk State	13	3	2
Pittsburgh	8	5	2
NC State	13	4	1
at Florida State	6	0	3
at Virginia Tech	0	0	2
Notre Dame	8	1	2
Boston College	11	3	1
at Virginia	3	5	0
at NC State	15	2	3
at Clemson	4	2	1
Wake Forest	9	5	6
vs Virginia Tech	2	2	3
vs NC State	7	0	0


- Manu Lecomte – pronounced Man-ew La-cont (French).
- Increased strength since arriving at UM in 2013.
- Competed in Belgium's U16, U18 and U20 championships, leading Belgian team to championship game of FIBA U20 European Championships, Division B. Named to U20 Men Division B 2014 All-Tournament Team after averaging 20.0 points, 5.0 rebounds, 3.0 assists, 1.1 steals in 30.4 minutes per game.
- Can shoot the three or pull up for jumpers.
- Max bench: 300, up 85 pounds since his arrival. 185 Bench: 18x.
- One of three players returning from the 2013-14 squad.
- Played as an amateur at the pro level in Belgium since he was 16.
- Head coach Larrañaga and assistant coach Michael Huger both played pro ball in Belgium.
- Young collegiate player, turning 18 in August of his freshman year at Miami.
- Very good shooter who averages in upper 60s in five minutes of threes drill.
- Adjusted well to American culture and has acclimated himself well to Miami.
- Did not visit campus before attending UM.
- Improved strength in short amount of time.
- Approach vertical: 35.5 | Bench max: 245 | 185 test: 11
- Very professional about his game, wants to improve, spends a lot of time working at it.
- First language is French. Mother is Cameroonian and father is Belgian.
- Played for second division Mons-Hainant Belfius in Belgium where he averaged 12.4 points, 2.8 rebounds, and 3.2 assists per game
- Favorites: Food: Spaghetti. Movie: Space Jam. Pro athlete: Tony Parker. Ice cream flavor: Strawberry.
- Biggest fear: Spiders. Best advice given: Visualize how you want to play. Why UM: Coaching staff. Started playing basketball: Age 4.

Summer of 2014: Led Belgian team to championship game of FIBA U20 European Championships, Division B, held in Sarajevo, Bosnia & Herzegovina ... Named to U20 Men Division B 2014 All-Tournament Team ... Averaged 20.0 points, 5.0 rebounds, 3.0 assists, 1.1 steals in 30.4 minutes per game ... In eight games, averaged 47.1 percent from the field, including 53.8 percent from 2-point range, and was 79.5 percent at the line ... Ranked second in the tournament in points per game, fourth in field goals made and free throw percentage and seventh in free throws made ... Posted a 34-point night against Belarus, also recording four assists, three steals and three rebounds in the 21-point win ... Against Cyprus hit 11-of-13 from the line ... Drained four shots from long distance in two outings ... Six or more rebounds in four games.

Personal: Full name is Emmanuel Lecomte ... Goes by Manu [man-ew] ... Last name pronounced La-conn-t ... Born Aug. 16, 1995 ... Son of Philippe and Marie ... Brother to Christina ... Played for second division Mons-Hainant Belfius in Belgium ... Majoring in economics ... Also played for Dexia Mons-Hainaut where he has averaged 12.4 points, 2.8 rebounds, and 3.2 assists per game ... A true point guard who can also shoot the three or pull up for jumpers ... Competed in Belgium's U16, U18 and U20 championships, most recently playing in the U18 European Championship, where he led his country in scoring with 12.0 ppg and 2.9 assists in eight outings ... Also recruited by Gonzaga, Creighton and UAB.

LECOMTE CAREER STATISTICS																									
Season	GP	GS	Min.	Avg.	3-Point			Free Throws			Rebounds				Scoring										
					FG	FGA	Pct.	FT	FTA	Pct.	Off.	Def.	Tot.	Avg.	PF	FO	Ast.	TO	Blk	Stl	Pts.	Avg.			
2013-14	33	17	924	28.0	85	200	.425	27	68	.397	56	72	.778	23	47	70	2.1	63	0	77	58	1	21	253	7.7
2014-15	25	15	603	24.1	69	155	.445	40	90	.444	31	35	.886	8	24	32	1.3	35	0	49	26	0	16	209	8.4
TOTAL	58	32	1527	26.3	154	355	.434	67	158	.424	87	107	.813	31	71	102	1.8	98	0	126	84	1	37	462	8.0

LECOMTE 2014-15																								
Opponent	Date	GS	Min	TOTAL FG	FGA	Pct	3-PTS 3FG	FGA	Pct	FREE THROWS FT	FTA	Pct	REBOUNDS Off	Def	Tot	Avg	PF	FO	A	TO	Blk	Stl	Pts	Avg
HOWARD	11-14-14	*	21	5	9	.556	3	6	.500	1	1	1.000	1	1	2	2.0	4	0	3	1	0	2	14	14.0
at Florida	11-17-14	*	22	1	3	.333	1	3	.333	0	0	.000	0	1	1	1.5	4	0	1	3	0	0	3	8.5
vs Drexel	11-20-14	*	34	6	9	.667	3	5	.600	0	0	.000	1	2	3	2.0	0	0	1	1	0	0	15	10.7
vs Akron	11-21-14	*	32	5	6	.833	2	3	.667	0	0	.000	1	0	1	1.8	2	0	5	0	0	0	12	11.0
vs Charlotte	11-23-14	*	36	6	13	.462	3	10	.300	0	0	.000	0	0	0	1.4	0	0	2	0	0	1	15	11.8
at Charlotte	11-25-14	*	36	7	13	.538	4	5	.800	0	0	.000	1	0	1	1.3	1	0	1	2	0	1	18	12.8
SOUTH ALABAMA	11-28-14	*	28	3	6	.500	2	3	.667	6	6	1.000	1	2	3	1.6	1	0	5	0	0	1	14	13.0
ILLINOIS	12-02-14	*	35	4	8	.500	2	5	.400	5	7	.714	2	1	3	1.8	3	0	1	0	0	0	15	13.3
GREEN BAY	12-06-14	*	17	0	2	.000	0	1	.000	0	0	.000	0	0	0	1.6	2	0	0	3	0	1	0	11.8
SAVANNAH STATE	12-08-14	*	32	5	7	.714	4	6	.667	1	1	1.000	0	4	4	1.8	2	0	0	3	0	0	15	12.1
EASTERN KENTUCKY	12-19-14	*	33	3	9	.333	1	5	.200	0	0	.000	0	2	2	1.8	1	0	3	1	0	0	7	11.6
vs Providence	12-22-14	*	15	0	5	.000	0	4	.000	0	0	.000	0	0	0	1.7	1	0	1	1	0	0	0	10.7
CHARLESTON	12-30-14	*	22	2	7	.286	1	3	.333	0	0	.000	0	3	3	1.8	1	0	2	1	0	1	5	10.2
VIRGINIA	01-03-15	*	10	0	3	.000	0	1	.000	0	0	.000	0	0	0	1.6	2	0	1	0	0	0	0	9.5
BOSTON COLLEGE	01-10-15		24	3	7	.429	1	4	.250	0	0	.000	0	1	1	1.6	0	0	2	0	0	2	7	9.3
at Duke	01-13-15		28	5	10	.500	3	4	.750	10	11	.909	0	1	1	1.6	2	0	2	1	0	1	23	10.2
at Notre Dame	01-17-15		15	1	4	.250	1	2	.500	0	0	.000	1	0	1	1.5	0	0	1	1	0	1	3	9.8
NC STATE	01-22-15		12	0	3	.000	0	1	.000	0	0	.000	0	0	0	1.4	0	0	1	1	0	1	0	9.2
at Syracuse	01-24-15		15	3	8	.375	1	3	.333	0	0	.000	0	1	1	1.4	1	0	2	0	0	0	7	9.1
GEORGIA TECH	01-28-15		21	2	6	.333	2	3	.667	0	0	.000	0	0	0	1.4	1	0	2	1	0	0	6	9.0
at Florida State	02-01-15		20	3	3	1.000	2	2	1.000	0	0	.000	0	1	1	1.3	1	0	4	3	0	0	8	8.9
LOUISVILLE	02-03-15	*	13	0	1	.000	0	0	.000	3	3	1.000	0	0	0	1.3	0	0	3	1	0	1	3	8.6
CLEMSON	02-08-15		25	2	6	.333	2	5	.400	0	0	.000	0	1	1	1.3	2	0	3	0	0	1	6	8.5
at Wake Forest	02-11-15		26	1	2	.500	1	2	.500	0	0	.000	0	1	1	1.3	1	0	2	2	0	2	3	8.3
at Boston College	02-16-15		31	2	5	.400	1	4	.250	5	6	.833	0	2	2	1.3	3	0	1	0	0	0	10	8.4



SHELDON McCLELLAN 10

Redshirt Junior | Guard | 6-5 | 205

Houston, Texas | Texas | Bellaire

McClellan Season / Career Highs

Points
 Season: 31, at Charlotte, 11/25/14
 Career: 31, at Charlotte, 11/25/14
 ACC: 24, at Boston College, 2/16/15

Rebounds
 Season: 11, at Charlotte, 11/25/14
 Career: 11, at Charlotte, 11/25/14
 ACC: 10, vs. NC State, 1/22/15

Assists
 Season: 5 (2x) last at Wake Forest, 2/11/15
 Career: 5 (2x) last at Wake Forest, 2/11/15
 ACC: 5, at Wake Forest, 2/11/15

Steals
 Season: 3 (2x) last vs. Virginia, 01/03/15
 Career: 4, at Kansas, 2/16/13
 ACC: 3, vs. Virginia, 01/03/15

Blocked Shots
 Season: 1 (3x) last vs. Clemson, 2/8/15
 Career: 1 (9x), last vs. Clemson, 2/8/15
 ACC: 1 (3x) last vs. Clemson, 2/8/15

Field Goals
 Season: 11, at Charlotte, 11/25/14
 Career: 11, at Charlotte, 11/25/14
 ACC: 8, at Boston College, 2/16/15

Field Goal Attempts
 Season: 17, at Charlotte, 11/25/14
 Career: 20, at Oklahoma, 1/21/13
 ACC: 15, at Boston College, 2/16/15

Free Throws
 Season: 7, vs. NC State, 1/22/15
 Career: 14, vs. Fresno State, 11/9/12
 ACC: 7, vs. NC State, 1/22/15

Free Throw Attempts
 Season: 7, vs. NC State, 1/22/15
 Career: 14, vs. Fresno State, 11/9/12
 ACC: 7, vs. NC State, 1/22/15

3-Point Field Goals
 Season: 5, at Charlotte, 11/25/14
 Career: 5, at Charlotte, 11/25/14
 ACC: 4, at Boston College, 2/16/15

3-Point Field Goal Attempts
 Season: 8, vs. Providence, 12/22/14
 Career: 9, vs. Oklahoma 2/29/12
 ACC: 7 (2x) last at Boston College, 2/16/15

Minutes
 Season: 50, vs. Virginia, 01/03/15
 Career: 50, vs. Virginia, 01/03/15
 ACC: 50, vs. Virginia, 01/03/15

Double-double: 31 points, 11 rebounds at Charlotte, Nov. 25, 2014
ACC Player of the Week - Dec. 1, 2014

"He's an extremely gifted athlete. Running, jumping, changing directions, balance. He's as high a level an athlete as I've coached in 43 years. He has a certain way of playing that's very, very good." - Coach L
"No question, he's been one of the most talented guys we've ever been around." - Assistant Coach Eric Konkol

- Nickname is Mac.
- Tremendous redshirt year, making himself more of an offensive threat. A volume scorer.
- Good in transition, making a wide assortment of layups, both left and right handed.
- Now a proficient 3-point shooter, and worked on perimeter jump shot.
- Strength numbers are at highest levels of his career, including a 60-pound gain in bench press.
- Ability to get fouled a lot due to his attack mentality.
- Max bench: 285, up 80 pounds since his arrival. 185 Bench: 13x.
- Entertaining personality with a quick wit.
- Coaches want him to be the Carmelo Anthony of the team.
- Grew up working on his game with John Lucas.
- Transferred from University of Texas in fall of 2013, sitting out 2013-14 due to NCAA transfer rules.
- Averaged 13.5 points and 3.9 rebounds as a sophomore for the Longhorns.
- Favorites: Food: Sloppy Joe and Chipotle. Movie: Chuckie. Pro athlete: Kyrie Irving. Quote: Elite. Ice cream flavor: Vanilla.
- Why UM: Coach L. Started playing basketball: Age 3.
- McClellan after watching Miami play in the 2013 NCAA Tournament games in Austin, Texas: "I liked the plays they ran, the open-court stuff, and the way they all seemed to be playing for each other. They seemed to be having fun, and the coaches seemed positive on the bench. I wish I had come here as a freshman."

"At UM, everything is positive, never any negative energy. Coach L is like a father on the court. I love him to death. I like how positive he is, whether after a bad shot or reminding us to move on to the next play. That's how I liked to be pushed, not by negative reinforcement." - Sheldon McClellan

High School: No. 47 prospect nationally in the ESPNU 100 and No. 60 prospect by Rivals.com following senior season ... Averaged a team-best 25.6 points, 7.2 rebounds, 5.0 assists and 2.0 steals per game while helping Bellaire to a 20-9 mark and the first round of the Class 5A state playoffs ... Career-high 56 points in the season-opening win against Booker T. Washington ... Averaged 20 points per game while leading Bellaire to a 35-2 record and a trip to the Class 5A regional finals in his junior season ... Coached by Bruce Glover.


Personal: Born Dec. 21, 1992 in Houston, Texas ... Full name is Sheldon Reeves McClellan ... Son of Angel Johnson (mother) ... Brother to Justin Jones ... Majoring in liberal arts ... Played AAU for Houston Select ... Cousin Jawaan McClellan played basketball for Arizona and professionally overseas ... Favorite food is a homemade sloppy joe.

McCLELLAN CAREER STATISTICS

Texas	GP			3-Point			Free Throws			Rebounds				Scoring											
	GP	GS	Min.	Avg.	FG	FGA	Pct.	FG	FGA	Pct.	FT	FTA	Pct.	Off.	Def.	Tot.	Avg.	PF	FO	Ast.	TO	Blk	Stl	Pts.	Avg.
2011-12	34	9	879	25.9	129	288	.448	35	113	.310	90	119	.756	39	73	112	3.3	34	0	21	30	3	35	383	11.3
2012-13	34	15	929	27.3	136	356	.382	33	121	.273	155	186	.833	36	96	132	3.9	28	0	29	57	3	28	460	13.5
TOTAL	68	24	1808	26.6	265	644	.411	68	234	.291	245	305	.803	75	169	244	3.6	62	0	50	87	6	63	843	12.4

Miami	GP	GS	Min.	Avg.	FG	FGA	Pct.	FG	FGA	Pct.	FT	FTA	Pct.	Off.	Def.	Tot.	Avg.	PF	FO	Ast.	TO	Blk	Stl	Pts.	Avg.
2014-15	25	25	832	33.3	130	255	.510	36	97	.371	68	84	.810	22	102	124	5.0	39	0	50	35	3	22	364	14.6

Opponent	Date	GS	Min	TOTAL			3-PTS			FREE THROWS			REBOUNDS				PF	FO	A	TO	Blk	Stl	Pts	Avg
				FG	FGA	Pct	3FG	FGA	Pct	FT	FTA	Pct	Off	Def	Tot	Avg								
HOWARD	11-14-14	*	25	8	12	.667	0	3	.000	3	4	.750	0	4	4	4.0	1	0	2	2	0	1	19	19.0
at Florida	11-17-14	*	39	4	10	.400	0	1	.000	1	3	.333	2	5	7	5.5	1	0	5	1	0	0	9	14.0
vs Drexel	11-20-14	*	32	2	7	.286	1	3	.333	0	0	.000	1	4	5	5.3	0	0	3	1	0	1	5	11.0
vs Akron	11-21-14	*	27	7	11	.636	1	3	.333	2	3	.667	0	6	6	5.5	2	0	3	3	0	3	17	12.5
vs Charlotte	11-23-14	*	36	9	15	.600	0	2	.000	1	1	1.000	3	5	8	6.0	3	0	3	3	0	1	19	13.8
at Charlotte	11-25-14	*	34	11	17	.647	5	7	.714	4	4	1.000	1	10	11	6.8	1	0	3	3	0	2	31	16.7
SOUTH ALABAMA	11-28-14	*	29	6	6	1.000	1	1	1.000	4	4	1.000	0	2	2	6.1	1	0	2	1	0	0	17	16.7
ILLINOIS	12-02-14	*	37	5	10	.500	2	4	.500	2	2	1.000	1	8	9	6.5	2	0	2	0	0	0	14	16.4
GREEN BAY	12-06-14	*	33	7	16	.438	1	3	.333	1	2	.500	2	6	8	6.7	4	0	1	0	0	0	16	16.3
SAVANNAH STATE	12-08-14	*	29	4	5	.800	1	1	1.000	6	6	1.000	2	2	4	6.4	3	0	3	2	0	2	15	16.2
EASTERN KENTUCKY	12-19-14	*	32	4	9	.444	3	7	.429	3	6	.500	0	1	1	5.9	4	0	1	3	0	0	14	16.0
vs Providence	12-22-14	*	38	6	15	.400	2	8	.250	3	3	1.000	2	2	4	5.8	3	0	1	2	0	2	17	16.1
CHARLESTON	12-30-14	*	25	4	7	.571	1	1	1.000	2	3	.667	1	1	2	5.5	1	0	0	0	0	0	11	15.7
VIRGINIA	01-03-15	*	50	4	10	.400	2	6	.333	6	6	1.000	2	6	8	5.6	3	0	0	5	0	3	16	15.7
BOSTON COLLEGE	01-10-15	*	36	5	10	.500	1	3	.333	0	1	.000	1	5	6	5.7	2	0	2	0	1	0	11	15.4
at Duke	01-13-15	*	31	5	11	.455	1	5	.200	3	4	.750	0	3	3	5.5	1	0	2	1	0	1	14	15.3
at Notre Dame	01-17-15	*	36	6	13	.462	2	6	.333	3	3	1.000	0	2	2	5.3	0	0	1	1	1	1	17	15.4
NC STATE	01-22-15	*	32	4	8	.500	1	3	.333	7	7	1.000	2	8	10	5.6	0	0	3	0	0	0	16	15.4
at Syracuse	01-24-15	*	27	3	9	.333	0	4	.000	1	2	.500	0	5	5	5.5	1	0	1	1	0	2	7	15.0
GEORGIA TECH	01-28-15	*	30	2	7	.286	0	2	.000	2	2	1.000	0	0	0	5.3	1	0	0	1	0	0	6	14.6
at Florida State	02-01-15	*	34	4	10	.400	3	7	.429	2	4	.500	0	2	2	5.1	1	0	3	2	0	1	13	14.5
LOUISVILLE	02-03-15	*	25	2	5	.400	0	1	.000	2	2	1.000	0	2	2	5.0	1	0	0	1	0	2	6	14.1
CLEMSON	02-08-15	*	31	6	8	.750	3	5	.600	4	4	1.000	0	3	3	4.9	0	0	1	1	1	0	19	14.3
at Wake Forest	02-11-15	*	36	4	9	.444	1	4	.250	2	4	.500	2	6	8	5.0	1	0	5	1	0	0	11	14.2
at Boston College	02-16-15	*	48	8	15	.533	4	7	.571	4	4	1.000	0	4	4	5.0	2	0	3	0	0	0	24	14.6



KAMARI MURPHY

Junior | Forward | 6-9 | 216

21

Brooklyn, N.Y. | Oklahoma State | IMG | Lincoln HS

- Transferred from Oklahoma State in fall of 2014. Sitting out 2014-15 season due to NCAA transfer rules.
- Explosive athlete with pogo-stick type hops.
- Takes pride in defense - can guard positions 1-5.
- Treats practice like games, competing hard and wanting to win drills.
- Focused on increasing skill level to become a consistent perimeter shooter and gain a proficient inside-outside game.
- Led Cowboys in total rebounds and total blocks as a sophomore.
- Spent post-graduate year at IMG Academy in Bradenton, Fla.
- Graduated from Lincoln High School in Brooklyn, N.Y., same school that produced Stephon Marbury, Sebastian Telfair and Lance Stephenson.
- Also played football for two seasons in high school.
- Favorites: Food: Baked mac and cheese. Movies: Gone in 60 Seconds and Friday Night Lights. Pro athlete: LeBron James, Tiger Woods. Advice received: Life is not a sprint, it is a marathon. Ice cream flavor: Strawberry.
- Biggest fear: Bugs. Why UM: Coach L. Started playing basketball: Age 10.

As a Sophomore at Oklahoma State (2013-14)

Led Cowboys in total rebounds pulling down 199 for the season, as well as blocks with total of 40, despite missing the season opener vs MVSU ... Pulled down six rebounds and blocked two shots in first game of the season vs. Utah Valley ... Grabbed six rebounds and blocked career high four shots vs. Delaware State ... Recorded first career double-double with 10 points and 10 rebounds at Texas ... Scored season high 12 points at Kansas ... Established career high with three steals and matched career high with four blocked shots vs. Texas ... Recorded second 10-point, eight-rebound effort of season against Robert Morris ... Perfect 5-of-5 from floor for 10 points vs. Louisiana Tech ... Ten points and eight rebounds vs. Butler ... Seven points, six boards and two shots vs. Arkansas-Pine Bluff ... Grabbed team-leading, season high 13 rebounds vs. Oklahoma (2/15) ... Eighth in blocks per game (1.3 bpg) and 15th in rebounding in Big 12.

As a Freshman at Oklahoma State (2012-13)

Grabbed six rebounds in semifinal game against Kansas State at Big 12 Championship ... Scored eight points, including six in first half, and grabbed four boards against Baylor ... Extremely efficient at Kansas, scoring four points, grabbing five rebounds and dishing out an assist in eight minutes ... Came off bench last five games after starting first 15 contests of season ... Career-high six trips to charity stripe vs Texas Tech ... Dished out career-best three assists vs TCU ... Scored 12 points against Tennessee Tech ... Scored career-high 13 points at Virginia Tech ... Recorded first collegiate double-figure rebounding game with career-high 10 boards vs sixth-ranked N.C. State ... Started first game as collegian in season opener against UC Davis ... Blocked four shots against the Aggies, tying for ninth-most by a Cowboy freshman in school history.

High School

Ranked No. 10 on HoopScoop's list of top fifth-year players in 2012 ... Spent post-graduate year at IMG Academy in Bradenton, Fla., and was starting forward for IMG ... Averaged 20 points, 10 rebounds and three assists for team that finished 28-2 against prep schools and was ranked among the top-five nationally ... Graduated from Lincoln High School in Brooklyn, N.Y. -- same school that produced Stephon Marbury, Sebastian Telfair and Lance Stephenson ... Team captain junior and senior seasons under head coach Dwayne Marton ... Averaged 17 points and more than 10 rebounds per game as senior ... Helped lead Railsplitters to PSAL Class-AA title game as senior and Brooklyn regular-season crown and borough title ... Ranked as No. 6 player in state of New York in 2011 according to HoopScoop ... Listed as one of four "standout players" at Super 16 Showcase in Hartford, Conn., in July of 2011 ... Also played football for two seasons in high school ... Recruited by UConn, Miami, Missouri, Louisville, Virginia, Virginia Tech, St. Johns, Rutgers, Florida and Florida State out of high school.

Personal


Born Kamari Michael Murphy on Dec. 14, 1993 ... Son of Michael Murphy and Kemel and Kaheem Draper ... Second oldest of six boys: Jacori, Kusamae, Maalik, Mikwan and Kieron ... Enjoys swimming, playing volleyball and football, and playing video games in his spare time.

2013-14				2012-13			
Opposition	P	R	A	Opposition	P	R	A
Utah Valley	2	6	1	UC Davis	7	6	0
Arkansas-Pine-Bluff	7	6	0	vs Akron	1	6	0
Memphis	5	7	1	vs Tennessee	4	7	1
at USF	0	5	2	vs NC State	4	10	1
vs Purdue	6	6	0	Portland State	9	5	0
vs Butler	10	8	2	at Virginia Tech	13	5	1
vs Memphis	6	6	0	USF	8	7	2
South Carolina	8	7	0	Missouri State	4	9	2
vs Louisiana Tech	10	3	1	Central Arkansas	9	7	1
Delaware State	5	7	1	UT Arlington	2	1	0
vs Colorado	4	5	0	Tennessee Tech	12	5	2
Robert Morris	10	8	3	Gonzaga	0	1	0
at Kansas State	2	3	1	at Kansas State	6	1	0
Texas	4	5	1	TCU	4	6	3
at West Virginia	7	5	0	at Oklahoma	0	3	0
TCU	8	8	0	Texas Tech	5	5	2
at Kansas	12	1	1	at Baylor	0	0	0
West Virginia	0	2	0	West Virginia	0	0	0
at Oklahoma	4	9	2	Iowa State	0	1	0
Baylor	9	5	0	at Kansas	4	5	1
Iowa State	7	6	0	Baylor	8	4	1
at Texas Tech	4	6	1	at Texas	5	6	1
at Texas	10	10	0	at Texas Tech	4	4	0
Oklahoma	7	13	1	Oklahoma	2	4	0
at Baylor	3	9	2	Kansas	0	0	0
Texas Tech	10	6	2	at West Virginia	2	2	1
at TCU	6	11	1	at TCU	2	1	0
Kansas	8	4	0	Texas	1	4	0
Kansas State	4	6	0	at Iowa State	2	2	1
at Iowa State	6	9	0	Kansas State	0	1	0
vs Texas Tech	2	1	0	vs Baylor	2	0	1
vs Kansas	6	6	0	vs Kansas State	2	6	0
vs Gonzaga	8	8	0	Oregon	4	6	0

Murphy Season / Career Highs

Points	Career: 13 at Virginia Tech, 12/1/12
Rebounds	Career: 13 vs. Oklahoma, 2/15/14
Assists	Career: 3 (2x) last vs. Robert Morris, 12/30/13
Steals	Career: 3 vs. Texas, 1/8/14
Blocked Shots	Career: 4 (3x) last vs. Texas, 1/8/14
Field Goals	Career: 6 at Virginia Tech, 12/1/12
Field Goal Attempts	Career: 11 vs. Gonzaga, 3/21/14
Free Throws	Career: 4 (2x) last vs. Kansas State, 3/3/14
Free Throw Attempts	Career: 6 vs. Texas Tech, 1/19/13
3-Point Field Goals	Career: 1 (2x) last vs. Central Ark., 12/16/12
3-Point Field Goal Attempts	Career: 1 (4x) last vs. Central Ark., 12/16/12
Foul Disqualifications	Career: 12 total
Minutes	Career: 41 at Iowa State, 3/8/14

Season	MURPHY OKLAHOMA STATE STATISTICS			3-Point			Free Throws			Rebounds				Scoring											
	GP	GS	Min.	Avg.	FG	FGA	Pct.	FG	FGA	Pct.	Off.	Def.	Tot.	Avg.	PF	F0	Ast.	T0	Blk	Stl	Pts.	Avg.			
2012-13	33	15	596	18.1	53	115	.461	2	4	.500	18	35	.514	52	78	130	3.9	73	2	21	35	20	8	126	3.8
2013-14	33	21	855	25.9	82	153	.536	0	0	.000	36	63	.571	63	144	207	6.3	113	10	23	38	41	17	200	6.1
Totals	66	36	1451	22.0	135	268	.504	2	4	.500	54	98	.551	115	222	337	5.1	186	12	44	73	61	25	326	4.9



JA'QUAN NEWTON

Freshman | Guard | 6-2 | 185

0

Philadelphia, Pa. | Neumann-Goretti HS

Newton Season Highs

Points	Season: 16, at Notre Dame, 1/17/15
ACC:	16, at Notre Dame, 1/17/15
Rebounds	Season: 2 (4x) last at Notre Dame, 1/17/15
ACC:	2 (2x) last at Notre Dame, 1/17/15
Assists	Season: 5, at Notre Dame, 1/17/15
ACC:	5, at Notre Dame, 1/17/15
Steals	Season: 1 (6x), last at Notre Dame, 1/17/15
ACC:	1, at Notre Dame, 1/17/15
Blocked Shots	Season: 1 (2x) last at Notre Dame, 1/17/15
ACC:	1, at Notre Dame, 1/17/15
Field Goals	Season: 6, at Notre Dame, 1/17/15
ACC:	6, at Notre Dame, 1/17/15
Field Goal Attempts	Season: 9, at Notre Dame, 1/17/15
ACC:	9, at Notre Dame, 1/17/15
Free Throws	Season: 6, vs. Howard, 11/14/14
ACC:	4, at Notre Dame, 1/17/15
Free Throw Attempts	Season: 7, vs. Charleston, 12/30/14
ACC:	6, at Notre Dame, 1/17/15
3-Point Field Goals	Season: 1 (2x) last at Wake Forest, 2/11/15
ACC:	1 (2x) last at Wake Forest, 2/11/15
3-Point Field Goal Attempts	Season: 2 (2) last vs. Louisville, 2/3/15
ACC:	2 (2x) last vs. Louisville, 2/3/15
Minutes	Season: 28, at Notre Dame, 1/17/15
ACC:	28, at Notre Dame, 1/17/15

"One of the things about Ja'Quan, is that he played in a very competitive league in high school and is versatile, so he can play with a lot of different types of guys. He knows how to score." – Coach L

- Competitor with a real feel for the game. Fearless and relentless. Passionate and energetic.
- Knack for getting in the lane off the dribble, then makes good decisions in the lane: floater, pass, dribble.
- Improved defensively and can play multiple positions, on and off of the ball.
- Getting stronger daily.
- Tremendous ability to finish 8-feet and in. Working to become a better 3-point shooter.
- Max bench: 236, up 60 pounds since his arrival. 185 Bench: 7x.
- Ranked No. 58 in ESPN's Top 100.
- Ranked No. 1 in the state and is the 12th-best PG in the country by ESPN.
- Scored 1,972 career points in high school.
- Leading scorer in both the history of the Catholic School League in Philadelphia and in Neumann-Goretti history. Owns three PIAA state titles.
- Mother passed away March 2014 after 3-year battle with breast cancer, one day prior to state championship game in which Newton scored 33 points.
- Played on Cherashore Playground basketball court at 10th and Olney in Philadelphia. Played in the Chosen League.
- Dad, Joe Newton, was NABC Division II national player of the year out of the University of Central Oklahoma.
- Favorites: Food: Fried chicken. Movie: Friday. Pro athlete: LeBron James. Subject in school: Math. Ice cream flavor: Vanilla. Cartoon: Tom and Jerry. Player when I was a kid: Allen Iverson.
- Why UM: Style of play and city of Miami. Ideal job after hoops: Coach.


High School: Ranked No. 58 in ESPN's Top 100 ... Ranked No. 1 in the state and is the 12th-best PG in the country by ESPN ... Catholic League MVP ... All-Catholic First Team ... Led team with 21.7 points Scored 1,972 career points in high school ... Guided the Saints to 22-4 record and sixth-straight Catholic League Championship ... Scored 15 of his 23 points in second half to seal the victory ... Started four-straight years in Catholic League Championship game ... Leading scorer in both the history of the Catholic School League in Philadelphia and in Neumann-Goretti history ... Secured a double-double with 14 points and 10 rebounds in first round of the Pennsylvania Interscholastic Athletic Association playoffs ... Scored 33 points and go-ahead bucket in overtime to win PIAA Class AAA Championship ... Consensus Top 60 player ... Averaged 18.0 points as a junior.

Personal: Born Ja'Quan Naasir Newton on August 23, 1995 in Philadelphia ... Son of the late Lisa Brown, and Joe Newton ... Brother to Cary Rudd and Miing Newton ... Mother passed away March 2014 after 3-year battle with breast cancer, one day prior to state championship game in which Newton scored 33 points ... NBPA Top 100 Camp ... LeBron James Skills Academy ... Played AAU ball for Team Final, the same squad as Miami teammate Davon Reed ... Also recruited by UCLA, Texas A&M and Minnesota.

NEWTON CAREER STATISTICS

Season	GP	GS	Min.	Avg.	3-Point			Free Throws			Rebounds				Scoring										
					FG	FGA	Pct.	FT	FTA	Pct.	Off.	Def.	Tot.	Avg.	PF	FO	Ast.	TO	Blk	Stl	Pts.	Avg.			
2014-15	24	2	280	11.7	25	58	.431	2	6	.333	30	48	.625	5	12	17	0.7	21	0	30	23	2	6	82	3.4

NEWTON 2014-15		TOTAL					3-PTS			FREE THROWS			REBOUNDS				PF			A		TO		Blk		Stl		Pts		Avg	
Opponent	Date	GS	Min	FG	FGA	Pct	3FG	FGA	Pct	FT	FTA	Pct	Off	Def	Tot	Avg	PF	FO	A	TO	Blk	Stl	Pts	Avg							
HOWARD	11-14-14	16	1	2	.500	0	0	.000	6	6	1.000	0	0	0	0.0	2	0	0	0	0	0	0	8	8.0							
at Florida	11-17-14	12	2	3	.667	0	0	.000	1	2	.500	0	1	1	0.5	0	0	3	1	0	0	5	6.5								
vs Drexel	11-20-14	19	2	3	.667	0	0	.000	3	3	1.000	0	1	1	0.7	1	0	3	4	0	1	7	6.7								
vs Akron	11-21-14	19	1	5	.200	0	0	.000	2	4	.500	0	0	0	0.5	0	0	1	0	0	1	4	6.0								
vs Charlotte	11-23-14	14	1	3	.333	0	0	.000	1	4	.250	1	2	3	1.0	0	0	3	2	0	1	3	5.4								
at Charlotte	11-25-14	7	0	1	.000	0	0	.000	0	0	.000	0	0	0	0.8	2	0	0	0	0	0	0	4.5								
SOUTH ALABAMA	11-28-14	17	2	3	.667	0	0	.000	1	2	.500	0	1	1	0.9	1	0	0	1	0	0	5	4.6								
ILLINOIS	12-02-14	5	0	0	.000	0	0	.000	0	0	.000	0	2	2	1.0	2	0	1	0	0	0	0	4.0								
GREEN BAY	12-06-14	4	0	2	.000	0	1	.000	0	0	.000	0	0	0	0.9	0	0	0	1	0	0	0	3.6								
SAVANNAH STATE	12-08-14	6	1	1	1.000	0	0	.000	0	0	.000	0	0	0	0.8	0	0	0	0	0	1	2	3.4								
EASTERN KENTUCKY	12-19-14	19	0	1	.000	0	0	.000	2	2	1.000	1	1	2	0.9	2	0	3	0	1	0	2	3.3								
vs Providence	12-22-14	9	1	2	.500	0	0	.000	1	1	1.000	0	0	0	0.8	0	0	1	1	0	1	3	3.3								
CHARLESTON	12-30-14	12	1	1	1.000	0	0	.000	4	7	.571	0	0	0	0.8	1	0	0	0	0	0	6	3.5								
VIRGINIA	01-03-15	5	0	2	.000	0	0	.000	0	0	.000	0	1	1	0.8	1	0	1	1	0	0	0	3.2								
at Duke	01-13-15	10	2	3	.667	0	0	.000	0	1	.000	1	1	2	0.9	2	0	3	4	0	0	4	3.3								
at Notre Dame	01-17-15	28	6	9	.667	0	0	.000	4	6	.667	2	0	2	0.9	1	0	5	2	1	1	16	4.1								
NC STATE	01-22-15	5	0	2	.000	0	0	.000	0	0	.000	0	0	0	0.9	1	0	1	0	0	0	0	3.8								
at Syracuse	01-24-15	9	1	2	.500	1	2	.500	0	0	.000	0	0	0	0.8	0	0	0	0	0	0	3	3.8								
GEORGIA TECH	01-28-15	7	1	1	1.000	0	0	.000	1	2	.500	0	0	0	0.8	3	0	0	1	0	0	3	3.7								
at Florida State	02-01-15	4	1	1	1.000	0	0	.000	0	0	.000	0	0	0	0.8	0	0	1	0	0	0	2	3.7								
LOUISVILLE	02-03-15	19	0	5	.000	0	2	.000	3	4	.750	0	1	1	0.8	0	0	1	2	0	0	3	3.6								
CLEMSON	02-08-15	* 17	0	1	.000	0	0	.000	1	4	.250	0	1	1	0.8	1	0	1	2	0	0	1	3.5								
at Wake Forest	02-11-15	* 15	2	4	.500	1	1	1.000	0	0	.000	0	0	0	0.7	1	0	2	1	0	0	5	3.6								
at Boston College	02-16-15	2	0	1	.000	0	0	.000	0	0	.000	0	0	0	0.7	0	0	0	0	0	0	0	3.4								



JAMES PALMER

Freshman | Guard | 6-5 | 200

12

Washington, D.C. | St. John's College HS

Palmer Season Highs

Points	Season: 12, vs. Charlotte, 11/23/14 ACC: 11, at Notre Dame, 1/17/15
Rebounds	Season: 4, vs. South Alabama, 11/28/14 ACC: 3 (3x) last at Boston College, 2/16/15
Assists	Season: 3 (2x) last vs. Charleston, 12/30/14 ACC: 1 (3x) last at Wake Forest, 2/11/15
Steals	Season: 1 (4x) last at Boston College, 2/16/15 ACC: 1, at Boston College, 2/16/15
Blocked Shots	Season: 1 (6x) last at Boston College, 2/16/15 ACC: 1, at Boston College, 2/16/15
Field Goals	Season: 5, vs. Charlotte, 11/23/14 ACC: 3, (2x) last vs. Georgia Tech, 1/28/15
Field Goal Attempts	Season: 9, at Florida, 11/17/14 ACC: 6, vs. Georgia Tech, 1/28/15
Free Throws	Season: 3, at Notre Dame, 1/17/15 ACC: 3, at Notre Dame, 1/17/15
Free Throw Attempts	Season: 4, at Notre Dame, 1/17/15 ACC: 4, at Notre Dame, 1/17/15
3-Point Field Goals	Season: 2 (7x) last vs. NC State, 1/22/15 ACC: 2 (2x) last vs. NC State, 1/22/15
3-Point Field Goal Attempts	Season: 5, vs. Howard, 11/14/14 ACC: 3, (2x) last at Boston College, 2/16/15
Minutes	Season: 27, at Florida, 11/17/14 ACC: 24, at Boston College, 2/16/15

"Not necessarily as a freshman, but during the course of his career he could be one of our best players. James has size, he has skill, can pass, dribble, shoot, can shoot threes. He's very good. As he matures he's going to be a terrific player." – Coach L

- Intelligent with a high basketball IQ after playing at a high level in high school and AAU due to good coaching.
- Maturing physically and growing into his long limbs.
- Young player - turned 18 in late July, prior to freshman year.
- Can play positions 1-4.
- Makes tough left- and right-handed layups.
- Good pull-up jumper and can make 3-pointers.
- Max bench: 240, up 35 pounds since his arrival. 185 Bench: 7x.
- In Spain in August 2014, shot team best 68 percent from the floor and hit 57 percent (8-15) from distance en route to 11.5 ppg.
- Enjoys life and has a good sense of humor.
- Ranked No. 1 player in the D.C. region, by ESPN.
- Played AAU ball for Team Takeover.
- Favorites: Food: Shrimp. Movie: Friday. Pro athletes: Kobe Bryant and Michael Jordan. Ice cream: Cookies and cream.
- Best advice received: Stay humble, stay hungry. Why UM: Great coaches, playing style and weather. Started playing basketball: Age 7.

High School: Ranked No. 1 player in the D.C. region, by ESPN ... Senior year averaged team-high 15.7 points per game ... Played in D.C. State Athletic Association semifinal ... Led Cadets to 27-4 record ... Helped squad to a 20-win season by averaging 12 points, five rebounds and two assists as a junior ... First team all-conference ... Team captain ... Coached by Sean McAlloon at St. John's College HS.

Personal: Born James Alfred Palmer, Jr., on July 31, 1996 in Washington, D.C. ... Son of Diane McFadden and the late James Palmer, Sr. ... Brother to Tijree and Tijisha ... Played AAU ball for Team Takeover ... Also recruited by Memphis, Wake Forest, Rutgers, Cincinnati and Maryland.

PALMER CAREER STATISTICS

Season	GP	GS	Min.	Avg.	FG	FGA	Pct.	3-Point			Free Throws			Rebounds				Scoring							
								FG	FGA	Pct.	FT	FTA	Pct.	Off.	Def.	Tot.	Avg.	PF	FO	Ast.	TO	Blk	Stl	Pts.	Avg.
2014-15	25	1	356	14.2	37	88	.420	15	47	.319	10	17	.588	7	27	34	1.4	20	0	16	19	6	4	99	4.0

PALMER 2014-15		TOTAL							3-PTS			FREE THROWS			REBOUNDS				PF				TO		Blk		Stl		Pts		Avg	
Opponent	Date	GS	Min	FG	FGA	Pct	3FG	FGA	Pct	FT	FTA	Pct	Off	Def	Tot	Avg	PF	FO	A	TO	Blk	Stl	Pts	Avg	Pts	Avg						
HOWARD	11-14-14		18	2	5	.400	2	5	.400	0	0	.000	0	2	2	2.0	1	0	2	2	1	1	6	6.0								
at Florida	11-17-14		27	4	9	.444	2	3	.667	0	0	.000	0	0	0	1.0	2	0	0	3	0	0	10	8.0								
vs Drexel	11-20-14		12	2	3	.667	2	2	1.000	0	0	.000	0	0	0	0.7	0	0	0	0	0	0	6	7.3								
vs Akron	11-21-14		23	3	5	.600	2	4	.500	0	0	.000	1	2	3	1.3	1	0	0	3	1	0	8	7.5								
vs Charlotte	11-23-14		23	5	7	.714	2	3	.667	0	0	.000	1	1	2	1.4	0	0	1	1	0	1	12	8.4								
at Charlotte	11-25-14		21	1	4	.250	0	2	.000	1	2	.500	0	2	2	1.5	2	0	0	2	1	0	3	7.5								
SOUTH ALABAMA	11-28-14		23	3	7	.429	0	3	.000	0	1	.000	2	2	4	1.9	0	0	3	0	1	0	6	7.3								
ILLINOIS	12-02-14		9	0	2	.000	0	1	.000	0	0	.000	0	0	0	1.6	0	0	0	0	0	0	0	6.4								
GREEN BAY	12-06-14		16	0	2	.000	0	1	.000	0	0	.000	0	0	0	1.4	2	0	2	1	0	0	0	5.7								
SAVANNAH STATE	12-08-14		11	1	2	.500	0	1	.000	0	0	.000	1	0	1	1.4	0	0	0	2	0	1	2	5.3								
EASTERN KENTUCKY	12-19-14		4	0	0	.000	0	0	.000	0	0	.000	0	1	1	1.4	0	0	0	1	0	0	0	4.8								
vs Providence	12-22-14		8	0	0	.000	0	0	.000	0	0	.000	0	0	0	1.3	3	0	2	1	0	0	0	4.4								
CHARLESTON	12-30-14		25	2	5	.400	1	3	.333	0	2	.000	0	2	2	1.3	0	0	3	0	1	0	5	4.5								
VIRGINIA	01-03-15		6	0	2	.000	0	1	.000	0	0	.000	0	0	0	1.2	0	0	1	0	0	0	0	4.1								
BOSTON COLLEGE	01-10-15		3	0	0	.000	0	0	.000	0	0	.000	0	0	0	1.1	0	0	0	0	0	0	0	3.9								
at Duke	01-13-15		5	1	2	.500	0	1	.000	0	0	.000	0	2	2	1.2	1	0	0	0	0	0	2	3.8								
at Notre Dame	01-17-15		19	3	3	1.000	2	2	1.000	3	4	.750	0	1	1	1.2	0	0	0	0	0	0	11	4.2								
NC STATE	01-22-15		12	2	3	.667	2	3	.667	1	2	.500	0	0	0	1.1	0	0	0	1	0	0	7	4.3								
at Syracuse	01-24-15		12	1	3	.333	0	2	.000	0	0	.000	0	1	1	1.1	1	0	1	1	0	0	2	4.2								
GEORGIA TECH	01-28-15		19	3	6	.500	0	2	.000	0	0	.000	0	2	2	1.2	1	0	0	0	0	0	6	4.3								
at Florida State	02-01-15		3	0	1	.000	0	0	.000	0	0	.000	0	1	1	1.1	0	0	0	0	0	0	0	4.1								
LOUISVILLE	02-03-15		8	1	4	.250	0	2	.000	1	2	.500	0	1	1	1.1	2	0	0	0	0	0	3	4.0								
CLEMSON	02-08-15		11	1	5	.200	0	2	.000	0	0	.000	1	2	3	1.2	0	0	0	0	0	0	2	4.0								
at Wake Forest	02-11-15		14	2	4	.500	0	1	.000	2	2	1.000	1	2	3	1.3	1	0	1	0	0	0	6	4.0								
at Boston College	02-16-15	*	24	0	4	.000	0	3	.000	2	2	1.000	0	3	3	1.4	3	0	0	1	1	1	2	4.0								



DAVON REED

Sophomore | Guard | 6-6 | 208

5

Ewing, N.J. | Princeton Day School (N.J.)

Reed Season/Career Highs

Points
 Season: 19 (2x) last at Boston College, 2/16/15
 Career: 19 (3x) last at Boston College, 2/16/15
 ACC: 19 (2x) last at Boston College, 2/16/15

Rebounds
 Season: 6, at Boston College, 2/16/15
 Career: 6, at Boston College, 2/16/15
 ACC: 6, at Boston College, 2/16/15

Assists
 Season: 4 (2x) last at Notre Dame, 1/17/15
 Career: 7, vs. Loyola, 12/30/13
 ACC: 4, at Notre Dame, 1/17/15

Steals
 Season: 5, at Wake Forest, 2/11/15
 Career: 5, at Wake Forest, 2/11/15
 ACC: 5, at Wake Forest, 2/11/15

Blocked Shots
 Season: 1 (5x) last vs. Clemson, 2/8/15
 Career: 1 (9x) last vs. Clemson, 2/8/15
 ACC: 1 (6x) last vs. Clemson, 2/8/15

Field Goals
 Season: 7, vs. Louisville, 2/3/15
 Career: 7 (2x) last vs. Louisville, 2/3/15
 ACC: 7, vs. Louisville, 2/3/15

Field Goal Attempts
 Season: 13, at Wake Forest, 2/11/15
 Career: 13, at Wake Forest, 2/11/15
 ACC: 13, at Wake Forest, 2/11/15

Free Throws
 Season: 4 (2x) last at Boston College, 2/16/15
 Career: 5, vs. Loyola, 12/30/13
 ACC: 4 (2x) last at Boston College, 2/16/15

Free Throw Attempts
 Season: 6, at Boston College, 2/16/15
 Career: 6 (2x) last at Boston College, 2/16/15
 ACC: 6, at Boston College, 2/16/15

3-Point Field Goals
 Season: 5, vs. Louisville, 2/3/15
 Career: 5 (2x) last vs. Louisville, 2/3/15
 ACC: 5, vs. Louisville, 2/3/15

3-Point Field Goal Attempts
 Season: 8, at Wake Forest, 2/11/15
 Career: 8, vs. Arizona State, 12/1/13
 ACC: 8, at Wake Forest, 2/11/15

Minutes
 Season: 45, at Boston College, 2/16/15
 Career: 45, at Boston College, 2/16/15
 ACC: 45, at Boston College, 2/16/15

2013-14			
Opposition	P	R	A
St. Francis (NY)	3	1	0
Ga. Southern	7	1	2
Texas Southern	11	3	3
at C of Charleston	3	2	3
UCF	17	5	1
vs Geo. Wash.	6	2	2
at CS Fullerton	9	3	2
vs Arizona State	19	1	2
at Nebraska	5	2	2
Virginia Tech	10	5	0
at Savannah State	8	1	1
La Salle	8	0	4
Loyola	8	2	7
at Syracuse	5	0	1
at North Carolina	0	2	0
Florida State	0	1	0
at Georgia Tech	3	0	0
Duke	2	2	0
Syracuse	16	2	0
at Maryland	6	1	1
Norfolk State	4	4	1
Pittsburgh	4	3	1
NC State	3	1	1
at Florida State	7	2	2
at Virginia Tech	5	2	0
Notre Dame	12	3	0
Boston College	0	0	0
at Virginia	2	1	0
at NC State	5	0	0
at Clemson	3	1	0
Wake Forest	3	1	1
vs Virginia Tech	14	1	0
vs NC State	9	0	1

"I really like the progress he's made. Everything he did last year he's doing better." – Coach L

- Focused. Structured. Determined. Competitive. True student of the game. Will do whatever it takes to win.
- A 3 guard who played out of position at the point his freshman season for Miami.
- One of three players returning from the 2013-14 squad.
- Can guard multiple positions, has long arms and a fierce tenacity.
- Mostly a catch-and-shoot guy.
- Improved both his ability to attack the basket and his layup-making skills.
- Improved bench 175 to 250 pounds in four months as a freshman.
- Good student. Professional approach to life and everything he does. Mature for his age.
- Approach vertical: 40.5 | Bench max: 250 | 185 test: 15x.
- Four-star swingman listed as a Top 100 player (No. 97) by Rivals.com and No. 78 in the Class of 2013 by ESPN
- Third-best talent in New Jersey and 18th best nationally at the shooting guard position, according to ESPN.com.
- Kevin Durant Skills Academy. McDonald's All-American candidate.
- 2,000 point scorer. Averaged 24 points and 10 rebounds as a senior.
- Youth Role Model Award from Join-Effort Princeton for both dedication to his community and excellence in his personal life.
- Favorites: Food: Italian. Movie: I am Legend. Book: Great Gatsby. Pro athlete: LeBron James. Quote: Dreams don't work unless you do. Subject in school: Science. Ice cream flavor: Chocolate chip cookie dough. Cuban dish: Pechuga de pollo (chicken breast).
- Best advice received: Do what makes you happy. Why UM: ACC basketball, Coach L and sunny south Florida. Started playing basketball: Age 5.

As a Sophomore (2014-15): Underwent surgery on left lower extremity Sept. 4 after being injured Sept. 2 ... Expected to be sidelined until January, but returned Dec. 6 against Green Bay.

High School: Four-star swingman listed as a Top 100 player (No. 97) by Rivals.com and No. 78 in the Class of 2013 by ESPN ... Third-best talent in New Jersey and 18th best nationally at the shooting guard position, according to ESPN.com ... Rivals ranks him as 24th among shooting guards ... Kevin Durant Skills Academy ... 2,000 point scorer ... Averaged 24 points and 10 rebounds as a senior ... McDonald's All-American candidate ... Prep B Player of the Year in New Jersey ... All-area player of the year twice ... Averaged 27 points and nine rebounds per game for Princeton Day School (N.J.) junior season ... Coached by Paris McClean ... Youth Role Model Award from Join-Effort Princeton for both dedication to his community and excellence in his personal life.


Personal: Name is pronounced Day-von ... Born Davon Malcolm Reed on June 11, 1995 ... Son of David and Rose Reed ... Brother to Miles ... Majoring in sports administration ... Played AAU ball with Team Final ... Chose Miami over offers from Wake Forest, Cincinnati, Xavier and Memphis ... Student-Athlete Advisory Committee representative at UM ... Book Buster (3.0 spring semester GPA) ... Athletic Director's Honor Roll (3.2 spring semester GPA) ... Dean's List (3.5 spring semester GPA) ... ACC Honor Roll.

REED CAREER STATISTICS

Season	GP	GS	Min.	Avg.	FG			3-Point			Free Throws			Rebounds				Scoring							
					FG	FGA	Pct.	FG	FGA	Pct.	FT	FTA	Pct.	Off.	Def.	Tot.	Avg.	PF	FO	Ast.	TO	Blk	Stl	Pts.	Avg.
2013-14	33	10	683	20.7	71	207	.343	40	112	.357	35	53	.660	12	43	55	1.7	55	0	38	44	4	16	217	6.6
2014-15	17	8	411	24.2	43	79	.544	24	45	.533	15	19	.789	10	42	52	3.1	38	1	22	15	5	16	125	7.4
TOTAL	50	18	1094	21.9	114	286	.399	64	157	.408	50	72	.694	22	85	107	2.1	93	1	60	59	9	32	342	6.8

REED 2014-15

Opponent	Date	GS	Min	TOTAL			3-PTS			FREE THROWS			REBOUNDS				PF	FO	A	TO	Blk	Stl	Pts	Avg
				FG	FGA	Pct	3FG	FGA	Pct	FT	FTA	Pct	Off	Def	Tot	Avg								
GREEN BAY	12-06-14	8	0	1	.000	0	0	.000	0	0	.000	0	0	0	0	0	0	0	0	0	1	0	0.0	
SAVANNAH STATE	12-08-14	14	0	2	.000	0	1	.000	0	0	.000	0	1	1	0.5	1	0	1	0	0	2	0	0.0	
EASTERN KENTUCKY	12-19-14	18	1	3	.333	1	2	.500	4	4	1.000	2	2	4	1.7	2	0	0	3	0	0	7	2.3	
vs Providence	12-22-14	10	0	3	.000	0	3	.000	0	0	.000	0	2	2	1.8	3	0	2	0	1	0	0	1.8	
CHARLESTON	12-30-14	18	2	2	1.000	0	0	.000	1	1	1.000	2	3	5	2.4	1	0	4	0	0	0	5	2.4	
VIRGINIA	01-03-15	14	1	1	1.000	1	1	1.000	1	2	.500	0	1	1	2.2	1	0	0	1	0	0	4	2.7	
BOSTON COLLEGE	01-10-15	16	0	1	.000	0	1	.000	0	0	.000	0	2	2	2.1	1	0	0	0	0	0	0	2.3	
at Duke	01-13-15	16	2	4	.500	0	0	.000	0	0	.000	2	1	3	2.3	2	0	2	0	1	1	4	2.5	
at Notre Dame	01-17-15	* 30	3	6	.500	3	4	.750	0	0	.000	0	4	4	2.4	5	1	4	1	1	0	9	3.2	
NC STATE	01-22-15	* 31	4	6	.667	2	3	.667	0	0	.000	0	1	1	2.3	2	0	2	0	0	1	10	3.9	
at Syracuse	01-24-15	* 26	4	5	.800	3	4	.750	0	0	.000	0	2	2	2.3	2	0	1	1	0	0	11	4.5	
GEORGIA TECH	01-28-15	* 30	2	3	.667	2	2	1.000	0	0	.000	0	4	4	2.4	3	0	0	1	1	1	1	4.7	
at Florida State	02-01-15	* 34	4	9	.444	1	4	.250	2	2	1.000	4	2	6	2.7	0	0	2	3	0	1	11	5.2	
LOUISVILLE	02-03-15	33	7	8	.875	5	6	.833	0	0	.000	0	5	5	2.9	4	0	1	2	0	2	19	6.1	
CLEMSON	02-08-15	* 32	1	2	.500	1	2	.500	0	0	.000	0	2	2	2.8	2	0	0	1	1	1	1	3	5.9
at Wake Forest	02-11-15	* 36	6	13	.462	2	8	.250	3	4	.750	0	4	4	2.9	3	0	0	0	0	0	5	17	6.6
at Boston College	02-16-15	* 45	6	10	.600	3	4	.750	4	6	.667	0	6	6	3.1	4	0	3	1	0	1	19	7.4	



ANGEL RODRIGUEZ

Redshirt Junior | Guard | 5-11 | 180

13

Cupey, P.R. | Kansas State | Miami Krop HS

Rodriguez Season / Career Highs

Points	Season: 25, vs. Virginia, 01/03/15
	Career: 25, vs. Virginia, 01/03/15
	ACC: 25, vs. Virginia, 01/03/15
Rebounds	Season: 8, vs. Akron, 11/21/14
	Career: 8, vs. Akron, 11/21/14
	ACC: 4 (3x) last at Duke, 1/13/15
Assists	Season: 9, vs. Akron, 11/21/14
	Career: 10, twice
	ACC: 8, at Syracuse, 1/24/15

2015 Bob Cousy Collegiate PG of the Year Award Watch List **ACC Player of the Week - Nov. 24**
2015 Oscar Robertson Trophy Watch List **Gildan Charleston Classic Most Valuable Player**

"He can get other people shots, he can score, but what he's really great at is directing traffic. He loves to direct traffic. When you watch him play you'll think to yourself 'You know, one day he's probably going to be a coach.' His court presence is outstanding. He does it at the defensive end of the floor, offensive end of the floor, just has a great all-around game." - Coach L

"He's not afraid to bark out directions and motivate his teammates. His best attribute is his ability to generate confidence in his teammates." - Coach L

"Angel is a bulldog on defense, he's one of those guys that clenches his teeth, sinks his teeth into you and doesn't let you go. You've got to try and shake free from him. It's a great characteristic for a point guard and a great way for a coach to build the team defense." - Coach L

- Floor general. Vocal and physical leader.
- Ultra competitive. A bulldog. Very physical. Will use his strength on defensive and to go to the rim.
- Defensive mindset. Takes pride in his D.
- Makes an array of layups, floaters and pull-up jumpers.
- Gets the best out of others. Can create for teammates and score off the dribble.
- Max bench: 300, up 60 pounds since his arrival. 185 Bench: 15x.
- Played high school ball with teammate Joe Thomas at Miami Krop High School.
- Transferred from Kansas State in fall of 2013, sitting out 2013-14 due to NCAA transfer rules.
- As a sophomore at K-State (2012-13): NABC District 8 second team. All-Big 12 Second Team. Big 12 All-Defensive Team. Phillips 66 All-Championship Team. Big 12 Co-Champions.
- Ranked third in the Big 12 in assists, fourth in steals and fifth in assist-to-turnover ratio during his sophomore season in 2012-13.
- Born in San Juan, Puerto Rico. First language is Spanish. Left Puerto Rico at age 15 to come to the U.S. to play basketball. Transferred to Miami to be closer to home so his mother can watch his games.
- Despite baseball being a pastime in Puerto Rico, never played because the action was too slow.

"Coming to Miami was the best decision I ever made in my life. There are just so many positive things ever since came here. I got healthy. I met the great staff that we have, from top to bottom. I'm close to my family. I see my friends. I have a life other than basketball. So my mind is not just stuck in basketball. I kind of get my time to relax. I'm from Puerto Rico, I get to go to the beach and kind of feel like I'm at home, too. And at the same time it motivates me to get to be close to my family because it's something I don't want to take for granted any more. I'm enjoying every single moment that I spend with them. It motivates me to do good, and make them proud, because finally they're going get to see me at the games."

High School: No. 4 prospect in the state of Florida by FloridaHoops.com... A three-year letterman at Dr. Michael Krop High School in Miami, Fla. ... Averaged 23 points and six assists as a senior ... Named first team All-Class 6A by the Florida Association of Basketball Coaches (FABC) ... All-Dade County team by the Miami Herald ... Had the steal and game-winning basket in a 57-55 win over Hialeah-Miami Lakes and future Kansas State teammate Adrian Diaz to capture the District 13-6A title ... Posted 32 points against Carol City (2/10/11) in the District 13-6A semifinals ... Helped the Lightning to a 26-6 record and its first trip to the Class 6A state final four as a junior in 2009-10 ... Averaged 20.9 points, seven assists and 3.9 rebounds as a junior... Miami Herald's 2009-10 Class 6A Player of the Year... First team all-state... Second team All-Florida (all classifications) ... First team All-Class 6A by FloridaHoops.com as a junior ... Collected a team-high 23 points and eight rebounds in the loss to Orlando Dr. Phillips in the state semifinals ... Posted 39 points in the Regional Final win over Columbus ... 38 points in a win over Arlington Country Day ... Led the team in scoring and assists as a sophomore en route to guiding the Lightning to district title ... First team All-Dade County by the Miami Herald ... Injured knee during the summer after senior year of high school ... Coached by Marcos "Shakey" Rodriguez.

Personal: Angel Daniel Rodriguez Tricoche was born Dec. 5, 1992, in San Juan, Puerto Rico ... Left Puerto Rico at age 15 to come to the U.S. to play basketball ... Mother is Jacqueline Tricoche ... Has two younger brothers, Luis Rivera and Yaniel Rivera... Cousin, Javi Gonzalez, played three seasons (2007-10) at NC State ... Received scholarship offers from a number of schools, including Louisville, Florida and N.C. State... Major is sports administration ... Enjoys singing and watching reality TV.

2011-12				2012-13			
Opposition	P	R	A	Opposition	P	R	A
Charleston So.	5	2	1	North Dakota	13	2	2
Loyola Chicago	7	2	2	Lamar	19	2	4
UMES	5	2	1	Ala. Huntsville	10	5	6
George Washington	0	0	1	North Florida	2	2	6
at Virginia Tech	1	2	4	vs Delaware	12	4	5
vs West Virginia	7	4	3	vs Michigan	10	3	6
North Florida	6	4	2	USC Upstate	1	0	2
Alabama	13	3	7	at George Washington	17	0	5
So. Illinois	17	3	1	vs Gonzaga	14	0	3
vs UTEP	16	2	4	Texas Southern	9	1	5
vs Long Beach State	0	0	1	FLORIDA	4	1	3
Howard	11	3	2	Oklahoma State	3	3	8
at Kansas	0	1	0	at West Virginia	9	0	2
Missouri	3	2	4	at TCU	3	2	3
Baylor	7	0	1	Oklahoma	12	2	9
Texas	4	1	2	Kansas	12	5	8
at Oklahoma State	14	6	3	at Iowa State	9	1	6
at Texas Tech	8	3	3	Texas	11	2	8
Oklahoma	10	2	2	at Oklahoma	4	0	3
at Iowa State	8	3	5	at Texas Tech	13	0	2
Texas A&M	13	5	4	Iowa State	20	2	3
Texas Tech	7	2	3	at Kansas	17	2	6
at Texas	15	2	3	Baylor	22	5	10
Kansas	0	2	5	West Virginia	11	0	7
at Baylor	15	3	6	at Texas	16	2	6
at Missouri	7	3	6	Texas Tech	16	4	7
Iowa State	11	2	8	at Baylor	13	3	8
at Texas A&M	13	2	5	TCU	21	0	10
Oklahoma State	5	5	5	at Oklahoma State	10	5	6
vs Baylor	12	1	2	vs Texas	13	3	5
vs Southern Miss	13	3	4	vs Oklahoma State	17	6	4
vs Syracuse	12	4	1	vs Kansas	10	1	1
				vs La Salle	2	1	4

RODRIGUEZ CAREER STATISTICS

K-State	GP	GS	Min.	Avg.	3-Point			Free Throws			Rebounds				Scoring										
					FG	FGA	Pct.	FT	FTA	Pct.	Off.	Def.	Tot.	Avg.	PF	FO	Ast.	TO	Blk	Stl	Pts.	Avg.			
2011-12	32	7	694	21.7	80	222	.360	32	101	.317	73	106	.689	18	61	79	2.5	89	4	101	85	1	41	265	8.3
2012-13	33	33	930	28.2	115	319	.361	55	160	.344	90	109	.826	18	51	69	2.1	70	1	173	78	0	50	375	11.4
Totals	65	40	1,624	25.0	195	541	.360	87	261	.333	163	215	.758	36	112	148	2.3	159	5	274	163	1	91	640	9.8

Miami	GP	GS	Min.	Avg.	FG	FGA	Pct.	FG	FGA	Pct.	FT	FTA	Pct.	Off.	Def.	Tot.	Avg.	PF	FO	Ast.	TO	Blk	Stl	Pts.	Avg.
2014-15	25	25	753	30.1	91	278	.327	44	141	.312	91	121	.752	11	50	61	2.4	69	4	109	60	9	48	317	12.7

RODRIGUEZ 2014-15	Opponent	Date	GS	Min	TOTAL FG	FGA	Pct	3-PTS 3FG	FGA	Pct	FREE THROWS FT	FTA	Pct	REBOUNDS Off	Def	Tot	Avg	PF	FO	A	TO	Blk	Stl	Pts	Avg
HOWARD	11-14-14	*	26	4	11	.364	3	6	.500	5	7	.714	1	2	3	3.0	0	0	5	2	1	4	16	16.0	
at Florida	11-17-14	*	36	7	14	.500	5	8	.625	5	7	.714	0	2	2	2.5	0	0	3	3	0	3	24	20.0	
vs Drexel	11-20-14	*	31	5	13	.385	3	6	.500	2	3	.667	0	3	3	2.7	3	0	4	1	2	3	15	18.3	
vs Akron	11-21-14	*	29	6	9	.667	1	3	.333	2	2	1.000	3	5	8	4.0	1	0	9	3	2	1	15	17.5	
vs Charlotte	11-23-14	*	30	4	12	.333	1	5	.200	4	5	.800	0	2	2	3.6	4	0	5	3	1	5	13	16.6	
at Charlotte	11-25-14	*	37	5	12	.417	4	7	.571	0	1	.000	0	2	2	3.3	3	0	6	2	0	1	14	16.2	
SOUTH ALABAMA	11-28-14	*	24	2	7	.286	1	2	.500	2	2	1.000	0	3	3	3.3	1	0	1	3	0	2	7	14.9	
ILLINOIS	12-02-14	*	32	2	9	.222	1	5	.200	4	6	.667	0	6	6	3.6	2	0	5	3	0	3	9	14.1	
GREEN BAY	12-06-14	*	35	2	15	.133	1	6	.167	7	8	.875	0	1	1	3.3	5	1	3	3	0	2	12	13.9	
SAVANNAH STATE	12-08-14	*	29	4	12	.333	4	9	.444	5	5	1.000	0	1	1	3.1	1	0	4	3	1	2	17	14.2	
EASTERN KENTUCKY	12-19-14	*	28	0	6	.000	0	5	.000	1	3	.333	1	0	1	2.9	3	0	2	2	0	2	1	13.0	
vs Providence	12-22-14	*	38	6	15	.400	3	7	.429	4	4	1.000	0	2	2	2.8	3	0	4	3	0	2	19	13.5	
CHARLESTON	12-30-14	*	23	5	9	.556	2	5	.400	3	6	.500	1	4	5	3.0	2	0	3	3	0	0	15	13.6	
VIRGINIA	01-03-15	*	44	7	22	.318	1	7	.143	10	12	.833	2	2	4	3.1	5	1	7	1	0	1	25	14.4	
BOSTON COLLEGE	01-10-15	*	33	6	14	.429	1	6	.167	4	4	1.000	0	4	4	3.1	3	0	3	1	0	0	17	14.6	
at Duke	01-13-15	*	33	8	15	.533	4	6	.667	4	6	.667	0	4	4	3.2	4	0	5	2	1	5	24	15.2	
at Notre Dame	01-17-15	*	31	1	10	.100	1	7	.143	1	2	.500	0	1	1	3.1	3	0	4	1	0	0	4	14.5	
NC STATE	01-22-15	*	30	2	8	.250	2	5	.400	8	10	.800	0	0	0	2.9	2	0	6	3	1	1	14	14.5	
at Syracuse	01-24-15	*	32	2	11	.182	2	9	.222	6	9	.667	0	0	0	2.7	4	0	8	2	0	4	12	14.4	
GEORGIA TECH	01-28-15	*	15	0	8	.000	0	5	.000	0	0	.000	0	1	1	2.7	2	0	5	4	0	2	0	13.7	
at Florida State	02-01-15	*	25	3	11	.273	2	8	.250	0	3	.000	1	0	1	2.6	2	0	3	1	0	2	8	13.4	
LOUISVILLE	02-03-15	*	24	2	9	.222	0	3	.000	2	2	1.000	0	1	1	2.5	5	1	1	2	0	0	6	13.0	
CLEMSON	02-08-15	*	36	3	12	.250	1	6	.167	2	2	1.000	0	2	2	2.5	2	0	5	3	0	2	9	12.9	
at Wake Forest	02-11-15	*	26	3	8	.375	1	4	.250	8	10	.800	1	2	3	2.5	4	0	2	3	0	0	15	13.0	
at Boston College	02-16-15	*	26	2	6	.333	0	1	.000	2	2	1.000	1	0	1	2.4	5	1	6	3	0	1	6	12.7	



OMAR SHERMAN

Freshman | Forward | 6-8 | 260

22

Duncanville, Texas | Duncanville HS

Sherman Season Highs

Points	Season: 13 (3x) last vs. Virginia, 01/03/15 ACC: 13, vs. Virginia, 01/03/15
Rebounds	Season: 7, vs. South Alabama, 11/28/14 ACC: 6, vs. Virginia, 01/03/15
Assists	Season: 2 (4x) last at Wake Forest, 2/11/15 ACC: 2 (4x) last at Wake Forest, 2/11/15
Steals	Season: 2, vs. Boston College, 1/10/15 ACC: 2, vs. Boston College, 1/10/15
Blocked Shots	Season: 3, vs. NC State, 1/22/15 ACC: 3, vs. NC State, 1/22/15
Field Goals	Season: 6, vs. South Alabama, 11/28/14 ACC: 5, vs. Virginia, 01/03/15
Field Goal Attempts	Season: 11, vs. South Alabama, 11/28/14 ACC: 10 (2x) last vs. NC State, 1/22/15
Free Throws	Season: 4, vs. Savannah State, 12/9/14 ACC: 1, vs. Louisville, 2/3/15
Free Throw Attempts	Season: 5, vs. Savannah State, 12/9/14 ACC: 2 (3x) last vs. Louisville, 2/3/15
3-Point Field Goals	Season: 3, vs. Virginia, 01/03/15 ACC: 3, vs. Virginia, 01/03/15
3-Point Field Goal Attempts	Season: 7, vs. Virginia, 01/03/15 ACC: 7, vs. Virginia, 01/03/15
Minutes	Season: 40, vs. Virginia, 01/03/15 ACC: 40, vs. Virginia, 01/03/15

"Omar has great hands and a great shooting touch, a beautiful jump hook inside and an outstanding 3-point shot." – Coach L

- Smooth-shooting lefty.
- Inside-outside player who can drain a three or drop a baby hook.
- Dropped 20 pounds and has added strength since arriving on UM campus summer of 2014.
- Max bench: 275, up 50 pounds since his arrival. 185 Bench: 13x.
- Easy-going, steady personality with no highs or lows emotionally.
- Will play the power forward, possibly the four on offense and five on defense.
- No. 10 recruit in Texas and No. 19 center in the country, according to ESPN.
- No. 20 power forward in the country by Scout.com, No. 94 player overall.
- Favorites: Food: Asian or steak. Movie: Friday. Pro athlete: Kobe Bryant and Kareem Abdul Jabbar. Quote: Hard work beats talent when talent fails to hard work. Subject in school: History. Ice cream flavor: Orange sherbet.
- Best advice received: If you don't fall, how are you going to know what getting up is like. Why UM: Great opportunity, atmosphere, tradition and culture. Started playing basketball: Age 3. Plays the trombone.


High School: Four-star prospect by ESPN and Scout.com ... No. 20 power forward in the country by Scout.com, No. 94 player overall ... No. 10 recruit in Texas and No. 19 center in the country, says ESPN ... Helped Duncanville to 20-12 season, and berth in the regional quarterfinals of the Texas UIL Boys State Basketball Championships ... Led team with 17.1 points per game and 8.4 rebounds per game ... Coached by Kenny Boren.

Personal: Born Omar Rivas Sherman on November 14, 1995 in Dallas, Texas ... Son of Maricela Herron and Alphonso Sherman ... Has seven siblings with three brothers: D'Anthony, Alphonso Jr., Ja'mall and four sisters: Monique, Antecia, Christina and Geneva ... Majoring in business marketing and entrepreneurship ... Played AAU with Deron Williams Elite ... Chose Miami over Wichita State, North Texas and Weber State ... Cousin to Mergerson basketball family: Laramie (Navy), Mariana (Texas), Veronica (UT Arlington) and Luke (Texas State/Mid-America Christian).

SHERMAN CAREER STATISTICS

Season	GP	GS	Min.	Avg.	FG	FGA	Pct.	3-PT FG	3-PT FGA	Pct.	FT	FTA	Pct.	Off.	Def.	Tot.	Avg.	PF	FO	Ast.	TO	Blk	Stl	Pts.	Avg.
2014-15	24	7	450	18.8	49	116	.422	21	64	.328	11	17	.647	16	48	64	2.7	43	0	16	8	11	5	130	5.4

SHERMAN 2014-15		TOTAL					3-PTS			FREE THROWS			REBOUNDS				Scoring							
Opponent	Date	GS	Min	FG	FGA	Pct	3FG	FGA	Pct	FT	FTA	Pct	Off	Def	Tot	Avg	PF	FO	A	TO	Blk	Stl	Pts	Avg
HOWARD	11-14-14		17	0	0	.000	0	0	.000	0	0	.000	1	4	5	5.0	3	0	0	0	0	1	0	0.0
at Florida	11-17-14		20	3	4	.750	1	2	.500	1	1	1.000	0	4	4	4.5	1	0	1	0	1	0	8	4.0
vs Drexel	11-20-14		22	3	10	.300	2	5	.400	0	0	.000	3	3	6	5.0	1	0	0	0	1	0	8	5.3
vs Akron	11-21-14		24	5	7	.714	2	4	.500	1	1	1.000	0	4	4	4.8	0	0	1	0	0	0	13	7.3
vs Charlotte	11-23-14		14	2	4	.500	0	2	.000	0	0	.000	1	2	3	4.4	2	0	0	0	0	0	4	6.6
at Charlotte	11-25-14		20	3	7	.429	1	2	.500	0	0	.000	1	4	5	4.5	2	0	1	0	0	0	7	6.7
SOUTH ALABAMA	11-28-14		20	6	11	.545	1	3	.333	0	0	.000	1	6	7	4.9	3	0	1	2	1	0	13	7.6
ILLINOIS	12-02-14		18	1	6	.167	1	5	.200	2	2	1.000	0	1	1	4.4	3	0	1	0	1	0	5	7.3
GREEN BAY	12-06-14		10	0	2	.000	0	0	.000	0	0	.000	3	1	4	4.3	0	0	0	1	2	0	0	6.4
SAVANNAH STATE	12-08-14		14	1	1	1.000	0	0	.000	4	5	.800	0	1	1	4.0	1	0	0	0	0	0	6	6.4
EASTERN KENTUCKY	12-19-14		4	0	1	.000	0	0	.000	0	0	.000	0	0	0	3.6	1	0	0	0	2	0	0	5.8
vs Providence	12-22-14	*	19	3	7	.429	0	3	.000	0	2	.000	1	1	2	3.5	1	0	0	0	0	0	6	5.8
CHARLESTON	12-30-14		21	2	5	.400	1	3	.333	0	0	.000	1	1	2	3.4	4	0	1	1	0	1	5	5.8
VIRGINIA	01-03-15		40	5	10	.500	3	7	.429	0	2	.000	1	5	6	3.6	4	0	1	0	0	0	13	6.3
BOSTON COLLEGE	01-10-15	*	28	2	5	.400	1	4	.250	0	0	.000	1	2	3	3.5	2	0	2	0	0	2	5	6.2
at Duke	01-13-15	*	22	3	4	.750	2	3	.667	0	0	.000	0	1	1	3.4	3	0	0	0	0	0	8	6.3
at Notre Dame	01-17-15		7	0	1	.000	0	1	.000	0	0	.000	0	1	1	3.2	0	0	0	0	0	0	0	5.9
NC STATE	01-22-15	*	32	4	10	.400	2	5	.400	0	0	.000	1	1	2	3.2	2	0	2	0	3	0	10	6.2
at Syracuse	01-24-15	*	24	3	6	.500	2	3	.667	0	0	.000	0	0	0	3.0	4	0	2	0	0	1	8	6.3
GEORGIA TECH	01-28-15	*	18	0	5	.000	0	4	.000	0	0	.000	1	2	3	3.0	1	0	0	1	0	0	0	6.0
at Florida State	02-01-15	*	17	0	1	.000	0	1	.000	2	2	1.000	0	1	1	2.9	1	0	1	2	0	0	2	5.8
LOUISVILLE	02-03-15		15	0	3	.000	0	2	.000	1	2	.500	0	0	0	2.8	1	0	0	0	0	0	1	5.5
at Wake Forest	02-11-15		20	2	5	.400	1	4	.250	0	0	.000	0	3	3	2.8	2	0	2	1	0	0	5	5.5
at Boston College	02-16-15		4	1	1	1.000	1	1	1.000	0	0	.000	0	0	0	2.7	1	0	0	0	0	0	3	5.4



JOE THOMAS

Graduate | Forward | 6-7 | 245

2

Miami, Fla. | Niagara | Miami Krop HS

Thomas Season / Career Highs

Points
 Season: 4 (3x) last at Florida State, 2/1/15
 Career: 15 vs. Canisius, 3/2/12
 ACC: 4, at Florida State, 2/1/15

Rebounds
 Season: 13, vs. Green Bay, 12/6/14
 Career: 13, vs. Green Bay, 12/6/14
 ACC: 5, at Duke, 1/13/15

Assists
 Season: 2, (2x) last vs. Green Bay, 12/6/14
 Career: 2, vs. Davidson, 12/11/13
 ACC: 1 (2x) last at Florida State, 2/1/15

Steals
 Season: 3, vs. Savannah State, 12/9/14
 Career: 3, vs. Savannah State, 12/9/14
 ACC: 1, vs. Clemson, 2/8/15

Blocked Shots
 Season: 2, vs. Howard, 11/14/14
 Career: 4 vs. Siena, 12/6/13
 ACC:

Field Goals
 Season: 2 (2x) last vs. Green Bay, 12/6/14
 Career: 6 (3x), last vs. Quinnipiac, 2/2/14
 ACC: 2, at Florida State, 2/1/15

Field Goal Attempts
 Season: 3 (2x) last vs. Green Bay, 12/6/14
 Career: 9 (2x), last vs. Quinnipiac, 2/2/14
 ACC: 2, at Florida State, 2/1/15

Free Throws
 Season: 2, vs. Illinois, 12/2/14
 Career: 3 (2x) last vs. Canisius, 3/2/12
 ACC:

Free Throw Attempts
 Season: 2 (5x), last vs. Savannah State, 12/9/14
 Career: 6 vs. Canisius, 3/2/12
 ACC: 1, vs. Georgia Tech, 1/28/15

3-Point Field Goals
 Season:
 Career:
 ACC:

3-Point Field Goal Attempts
 Season:
 Career:
 ACC:

Foul Disqualifications
 Season:
 Career: 8 total
 ACC:

Minutes
 Season: 27, vs. Howard, 11/14/14
 Career: 33 vs. Canisius, 3/2/12
 ACC: 24, at Florida State, 2/1/15

• Strongest player on the current team and in program history for a Coach Larrañaga team. Benched 370 pounds on his first day, topping former record-holder Erik Swoope's 365 pounds.

• Coaches would like Thomas to model his game after Kenneth Faried with high energy, rebounding, screening and the dirty work.

• Scores primarily from dump offs and putbacks.

• Coachable player who works hard and is a hustle guy.

• Provides needed collegiate experience in the front court.

• Max bench: 375. 185 Bench: 23x.

• Played high school ball with teammate Angel Rodriguez at Miami Krop High School.

• Favorites: Food: Chicken alfredo. Movie: Antwone Fisher. Pro athlete: Charles Barkley and Scottie Pippen. Subject in school: Art. Ice cream flavor: Cookies and cream. Thing to do in Miami: Beach and fish. TV channel: Discovery.

• Why UM: Always wanted to be here, since I was a little kid. It's all about the U.

High School: Averaged 12 points, 10 rebounds and four assists as a senior ... Led Krop High School to the Florida Class 6A semifinals in 2010 ... Coached by Marcos "Shakey" Rodriguez.

Personal: Full name is Joseph Emory Thomas ... Born Sept.

6, 1991 in Miami, Fla. ... Son of Nicole Wells ... Has a brother, Tracelyn, and a sister, Kahaila ... Favorite athlete is Amar'e Stoudemire ... Earned degree in criminal justice from Niagara in May 2014 ... Pursuing a masters in community and social change at Miami ... Bench presses 370 pounds, topping former Canes record of 365 pounds, held by UM hooper turned Indianapolis Colt, Erik Swoope ... Student-Athlete Advisory Committee representative at UM.

2013-14				2012-13				2011-12			
Opposition	P	R	A	Opposition	P	R	A	Opposition	P	R	A
at Seton Hall	2	1	0	at Oregon State	4	4	1	Central Conn.	13	5	0
Buffalo	4	2	0	St. Francis (Pa.)	8	8	0	at Missouri	6	5	0
vs USC Upstate	4	1	0	Bucknell	6	5	0	vs South Dakota St.	2	2	0
vs Western Carolina	0	0	2	New Mexico State	0	1	0	at Mercer	3	3	1
at Kent State	2	0	1	vs St. Bonaventure	2	4	0	vs Sam Houston St.	6	1	0
at Penn	1	1	2	at Iona College	0	2	0	at Saint Francis	2	8	1
at Northwestern St.	2	2	1	at Central Michigan	4	3	0	Fairfield	2	6	0
at Arkansas State	0	0	0	at Loyola Maryland	4	5	0	Iona	2	3	1
Siena	4	7	1	Hartford	2	1	0	Buffalo	0	0	0
Saint Peter's	4	3	0	Vermont	0	0	0	at Hartford	5	8	1
Davidson	0	3	3	at Notre Dame	2	3	1	Drexel	4	5	0
St. Bonaventure	4	0	0	Marist	0	0	0	at Quinnipiac	0	2	0
Brown	4	7	0	at Brown	0	1	0	UMBC	4	3	1
at Rider University	13	11	0	at Saint Peter's	0	0	0	St. Bonaventure	4	4	1
at Iona College	4	3	1	at Fairfield	5	2	0	at Loyola Maryland	2	3	0
Monmouth	0	3	0	Siena	0	3	0	at Iona College	2	5	0
Rider	6	7	0	Manhattan	0	0	0	at Siena	0	0	0
at Fairfield	4	2	0	at Siena	2	2	0	Saint Peter's	2	8	1
at Quinnipiac	0	1	0	Loyola	2	3	0	Marist	0	3	0
at Canisius	2	2	0	at Rider	4	2	0	at Canisius	6	8	1
Marist	7	3	0	at Marist	0	0	0	at Manhattan	2	6	0
at Siena	0	1	0	at Manhattan	3	0	0	Loyola	6	5	0
at Marist	4	4	1	Northwestern State	2	1	0	Manhattan	1	4	0
Iona	6	2	1	Rider	7	6	0	at Fairfield	2	0	0
Manhattan	4	2	0	Saint Peter's	4	3	0	at Rider	0	1	0
Canisius	0	2	0	vs Siena	6	3	0	Siena	0	1	0
at Manhattan	0	1	0	vs Iona	0	1	0	Rider	2	1	0
Fairfield	2	3	1	Maryland	0	4	2	Canisius	2	6	0
Quinnipiac	12	4	0					at Vermont	3	1	1
at Monmouth	2	1	0					at Saint Peter's	5	3	0
at Saint Peter's	9	4	0					at Marist	2	3	0
vs Marist	0	1	0					vs Canisius	15	6	0
vs Quinnipiac	5	3	0					Loyola	9	2	1


THOMAS CAREER STATISTICS

Niagara	GP	GS	Min.	Avg.	FG	FGA	Pct.	3-Point			Free Throws			Rebounds				Scoring							
								FG	FGA	Pct.	FT	FTA	Pct.	Off.	Def.	Tot.	Avg.	PF	FO	Ast.	TO	Blk	Stl	Pts.	Avg.
2011-12	33	4	507	15.4	51	95	.537	0	0	.000	12	31	.387	56	65	121	3.7	86	4	10	28	26	15	114	3.5
2012-13	28	8	263	9.4	31	52	.596	0	0	.000	5	19	.263	28	39	67	2.4	52	1	4	12	15	7	67	2.4
2013-14	33	10	452	13.7	51	93	.548	0	0	.000	9	35	.257	37	50	87	2.6	80	3	14	23	27	7	111	3.4
TOTAL	94	22	1222	13.0	133	240	.554	0	0	.000	26	85	.306	121	154	275	2.9	218	8	28	63	68	29	292	3.1

Miami	GP	GS	Min.	Avg.	FG	FGA	Pct.	FG	FGA	Pct.	FT	FTA	Pct.	Off.	Def.	Tot.	Avg.	PF	FO	Ast.	TO	Blk	Stl	Pts.	Avg.
2014-15	23	14	273	11.9	13	24	.542	0	0	.000	3	13	.231	23	29	52	2.3	25	0	8	6	3	6	29	1.3

THOMAS 2014-15

Opponent	Date	GS	Min	TOTAL			3-PTS			FREE THROWS			REBOUNDS				PF	FO	A	TO	Blk	Stl	Pts	Avg
				FG	FGA	Pct	3FG	FGA	Pct	FT	FTA	Pct	Off	Def	Tot	Avg								
HOWARD	11-14-14	*	27	2	2	1.000	0	0	.000	0	1	.000	3	2	5	5.0	1	0	0	2	2	1	4	4.0
at Florida	11-17-14	*	10	0	0	.000	0	0	.000	0	0	.000	0	0	0	2.5	0	0	0	0	0	0	0	2.0
vs Drexel	11-20-14	*	21	1	3	.333	0	0	.000	0	0	.000	0	3	3	2.7	2	0	0	0	0	0	2	2.0
vs Akron	11-21-14	*	12	1	1	1.000	0	0	.000	0	2	.000	0	2	2	2.5	3	0	0	0	0	0	2	2.0
vs Charlotte	11-23-14	*	11	0	1	.000	0	0	.000	0	0	.000	2	1	3	2.6	0	0	2	0	0	1	0	1.6
at Charlotte	11-25-14	*	13	0	0	.000	0	0	.000	0	0	.000	0	0	0	2.2	1	0	0	1	0	0	0	1.3
SOUTH ALABAMA	11-28-14	*	13	1	1	1.000	0	0	.000	0	2	.000	1	1	2	2.1	1	0	1	0	0	0	2	1.4
ILLINOIS	12-02-14	*	11	0	1	.000	0	0	.000	2	2	1.000	0	0	0	1.9	0	0	0	0	0	0	2	1.5
GREEN BAY	12-06-14	*	19	2	3	.667	0	0	.000	0	2	.000	4	9	13	3.1	2	0	2	0	1	0	4	1.8
SAVANNAH STATE	12-08-14	*	23	0	1	.000	0	0	.000	1	2	.500	2	4	6	3.4	2	0	0	0	0	3	1	1.7
EASTERN KENTUCKY	12-19-14	*	20	1	2	.500	0	0	.000	0	1	.000	1	1	2	3.3	0	0	0	2	0	0	2	1.7
vs Providence	12-22-14		10	1	1	1.000	0	0	.000	0	0	.000	1	1	2	3.2	0	0	1	0	0	0	2	1.8
CHARLESTON	12-30-14	*	12	0	2	.000	0	0	.000	0	0	.000	2	0	2	3.1	0	0	0	0	0	0	0	1.6
VIRGINIA	01-03-15	*	9	1	1	1.000	0	0	.000	0	0	.000	2	0	2	3.0	3	0	0	0	0	0	2	1.6
BOSTON COLLEGE	01-10-15		1	0	0	.000	0	0	.000	0	0	.000	0	0	0	2.8	0	0	0	0	0	0	0	1.5
at Duke	01-13-15		10	0	1	.000	0	0	.000	0	0	.000	1	4	5	2.9	1	0	0	0	0	0	0	1.4
at Notre Dame	01-17-15		1	0	0	.000	0	0	.000	0	0	.000	0	0	0	2.8	1	0	0	0	0	0	0	1.4
GEORGIA TECH	01-28-15		8	1	1	1.000	0	0	.000	0	1	.000	2	0	2	2.7	2	0	1	0	0	0	2	1.4
at Florida State	02-01-15		24	2	2	1.000	0	0	.000	0	0	.000	1	0	1	2.6	4	0	1	0	0	0	4	1.5
LOUISVILLE	02-03-15	*	8	0	0	.000	0	0	.000	0	0	.000	0	0	0	2.5	1	0	0	0	0	0	0	1.5
CLEMSON	02-08-15		3	0	0	.000	0	0	.000	0	0	.000	1	0	1	2.4	0	0	0	1	0	1	0	1.4
at Wake Forest	02-11-15		2	0	0	.000	0	0	.000	0	0	.000	0	0	0	2.3	1	0	0	0	0	0	0	1.3
at Boston College	02-16-15		5	0	1	.000	0	0	.000	0	0	.000	0	1	1	2.3	0	0	0	0				



MIKE FERNANDEZ

Sophomore | Guard | 6-1 | 190

11

Coral Gables, Fla. | Belen Jesuit

- Local Coral Gables product. Walk on.
- Hard working. Plays hard on defense in practice, making others better.
- Dedicated to improving his game.
- Tremendous increase in strength since arriving in 2013.
- Max bench: 300, up 95 pounds since his arrival.
- Cuban descent. First language is Spanish.
- Despite an offer from Cornell, stayed in Miami to be close to cousin who has leukemia.
- Favorites: Food: Cuban. Cuban dish: Vaca frita (crispy beef), arroz con frijoles (rice and beans) y tres leches (three milks dessert). Movies: Godfather and Will Ferrell movies. Book: Mediations by Marcu Aurelius. Athlete: Rudy Garcia-Tolson (Paralympic runner). Quote: "Ubuntu" – Nguni Bantu African for I am because we are. Ice cream flavor: Fish Food.
- Ideal profession: Business magnate and investor. Best piece of advice: Never take no for an answer. Started playing basketball: Fifth grade. Why UM: Why not?

2013-14			
Opposition	P	R	A
Texas Southern	0	0	0
Loyola	0	0	0
Boston College	0	0	0

Fernandez Career Highs


Points

Season: 2, vs. Howard, 11/14/14

As a Freshman (2013-14): Walk on ... Played in three games, including one ACC game against Boston College (2/22) ... Season highs: 2 minutes vs. Loyola 12/30.

High School: All-Dade county team honorable mention two years ... Dade vs. Palm Beach County all-star game ... Averaged 8.0 ppg senior year ... Hit 40 percent of field goals senior year ... Three-year varsity letterman ... Two-year starter at guard ... Coached by Jose Roca ... Honor roll ... Played water polo, winning second place at state ... Also on track team.

Personal: Born Michael Brandon Fernandez April 5, 1995 ... Son of Ilena and Joaquin Novoa and Mike and Constance Fernandez ... Brother to George, Alexander, Cristofer and Michelle Fernandez, and Joaquin Novoa ... Majoring in finance ... First language is Spanish ... Played AAU for Gold Coast: Team Miami ... Recruited by Cornell University.



CHRIS STOWELL

Freshman | Forward | 6-7 | 190

35


Exeter, N.H. | Tilton School (N.H.) | Exeter HS

- Last name is pronounced stole.
- Walk on from New Hampshire who played postgraduate year at Tilton School.
- Foote Fellow at UM - a program that is offered to a select number of incoming freshmen who have a record of curricular and co-curricular distinction in high school and exhibit an interest in and capacity for independent and self-motivated learning.
- Good athleticism and is improving his strength.
- Max bench: 260, up 70 pounds since his arrival. 185 Bench: 11x.
- Looking to expand his offensive game to shoot 3-pointers.
- Brother, Bill, played basketball at Plymouth State University.
- Speaks English, Spanish, some Italian, a little Russian, and is learning Chinese and Hebrew.
- Favorites: Food: Pasta with Italian meatballs. Movie: Transformers and Hoosiers. Book: Mind Gym by Gary Mack. Pro athlete: Derek Jeter. Quote: Winners never quit and quitters never win. Actor: Mark Harmon. Subject in school: Math. Ice cream flavor: Peanut butter. Cuban dish: Dulce de leche (caramel dessert).
- Biggest fear: Clowns. Ideal profession: Entrepreneur. Why UM: Best combination of academics and athletics. Started playing basketball: Age 4.

Tilton School : During post graduate year in 2013-14, won postseason coaches award ... Coached by Marcus O'Neil ... Honor roll.

Exeter High School: Helped Blue Hawks to state playoffs in both the 2011-12 and 2012-13 seasons ... Reached quarter-finals senior year ... In 2012-13 assisted team to championship game of the 50th Annual Queen City Invitational by scoring 10 points and going 6-for-6 from line in semi-final game ... Coached by Jeff Holmes at Exeter ... Twice earned scholar-athlete award ... Honor roll.

Personal: Born Christopher Michael Stowell on Dec. 29, 1994 in Exeter, N.H. ... Last name is pronounced Stoll ... Son of Bill and Maria ... Brother to Bill, Jr., who played basketball at Plymouth State University ... One of 560 students (out of 10,000 undergrads) to be named a Foote Fellow at UM - a program that is offered to select incoming freshmen who have a record of curricular and co-curricular distinction in high school and exhibit an interest in and capacity for independent and self-motivated learning ... Student-Athlete Advisory Committee representative at UM.



1
DEANDRE BURNETT
RFr. | G | 6-2 | 195
Miami, Fla. | Carol City HS




33
IVAN CRUZ UCEDA
Jr. | F | 6-10 | 237
Madrid, Spain | Harcum College (Pa.)




11
MIKE FERNANDEZ
So. | G | 6-1 | 190
Coral Gables, Fla. | Belen Jesuit



23
TONYE JEKIRI
Jr. | C | 7-0 | 244
Hialeah, Fla. | Champagnat Catholic




20
MANU LECOMTE
So. | G | 5-11 | 170
Brussels, Belgium | Athene des Pagodes




10
SHELDON McCLELLAN
Rjr. | G | 6-5 | 205
Houston, Texas | Texas | Bellaire



21
KAMARI MURPHY
Jr. | F | 6-9 | 216
Brooklyn, N.Y. | Oklahoma St | IMG | Lincoln HS




0
JA'QUAN NEWTON
Fr. | G | 6-2 | 185
Philadelphia, Pa. | Neumann-Goretti



12
JAMES PALMER
Fr. | G | 6-5 | 200
Washington, D.C. | St. John's College HS




5
DAVON REED
So. | G | 6-6 | 208
Ewing, N.J. | Princeton Day




13
ANGEL RODRIGUEZ
Rjr. | G | 5-11 | 180
San Juan, P.R. | Kansas State | Miami Krop



22
OMAR SHERMAN
Fr. | F | 6-8 | 260
Duncanville, Texas | Duncanville HS



35
CHRIS STOWELL
Fr. | F | 6-7 | 190
Exeter, N.H. | Tilton School | Exeter HS



2
JOE THOMAS
Gr. | F | 6-7 | 245
Miami, Fla. | Niagara | Miami Krop HS



JIM LARRAÑAGA
Head Coach



ERIC KONKOL
Assistant Coach



MICHAEL HUGER
Assistant Coach



CHRIS CAPUTO
Assistant Coach



ADAM FISHER
Director of Operations

**2014-15 Miami Men's Basketball
Miami Combined Team Statistics (as of Feb 17, 2015)
Conference games**

RECORD:	OVERALL	HOME	AWAY	NEUTRAL
ALL GAMES	6-6	3-3	3-3	0-0
CONFERENCE	6-6	3-3	3-3	0-0
NON-CONFERENCE	0-0	0-0	0-0	0-0

#	Player	gp-gs	min	avg	Total		3-Point		F-Throw		Rebounds				pf	dq	a	to	blk	stl	pts	avg
					fg-fga	fg%	3fg-fga	3fg%	ft-fta	ft%	off	def	tot	avg								
10	Sheldon McClellan	12-12	416	34.7	53-115	.461	18-53	.340	36-43	.837	7	46	53	4.4	13	0	21	14	3	10	160	13.3
13	Angel Rodriguez	12-12	355	29.6	39-134	.291	15-67	.224	47-62	.758	5	17	22	1.8	41	3	55	26	2	18	140	11.7
05	Davon Reed	12-8	343	28.6	40-68	.588	23-39	.590	10-14	.714	6	34	40	3.3	29	1	15	11	4	13	113	9.4
23	Tonye Jekiri	12-12	399	33.2	43-88	.489	0-0	.000	23-32	.719	40	94	134	11.2	39	2	8	17	18	11	109	9.1
20	Manu Lecomte	12-2	240	20.0	22-58	.379	14-31	.452	18-20	.900	1	8	9	0.8	13	0	24	10	0	9	76	6.3
01	Deandre Burnett	6-3	96	16.0	11-28	.393	6-18	.333	8-13	.615	1	5	6	1.0	8	0	3	7	1	1	36	6.0
22	Omar Sherman	11-6	227	20.6	20-51	.392	12-35	.343	3-6	.500	4	16	20	1.8	21	0	10	4	3	3	55	5.0
33	Ivan CruzUceda	8-0	96	12.0	11-33	.333	6-22	.273	2-4	.500	6	18	24	3.0	5	0	2	6	1	2	30	3.8
12	James Palmer	12-1	136	11.3	14-37	.378	4-19	.211	9-12	.750	2	15	17	1.4	9	0	3	3	1	1	41	3.4
00	Ja'Quan Newton	11-2	121	11.0	13-31	.419	2-5	.400	9-17	.529	3	4	7	0.6	10	0	15	13	1	1	37	3.4
02	Joe Thomas	10-2	71	7.1	4-6	.667	0-0	.000	0-1	.000	7	5	12	1.2	13	0	2	1	0	1	8	0.8
Team												21	23	44				3				
Total.....		12	2500		270-649	.416	100-289	.346	165-224	.737	103	285	388	32.3	201	6	158	115	34	70	805	67.1
Opponents.....		12	2501		299-661	.452	79-224	.353	130-198	.657	116	303	419	34.9	202	4	157	134	41	60	807	67.2

TEAM STATISTICS	UM	OPP	Date	Opponent	Score	Att.
SCORING	805	807	* 01-03-15	VIRGINIA	Lo2 80-89	5377
Points per game	67.1	67.2	* 01-10-15	BOSTON COLLEGE	w 60-56	6608
Scoring margin	-0.2	-	* 01-13-15	at Duke	w 90-74	9314
FIELD GOALS-ATT	270-649	299-661	* 01-17-15	at Notre Dame	L 70-75	9149
Field goal pct	.416	.452	* 01-22-15	NC STATE	w 65-60	6556
3 POINT FG-ATT	100-289	79-224	* 01-24-15	at Syracuse	w 66-62	30677
3-point FG pct	.346	.353	* 01-28-15	GEORGIA TECH	L 50-70	5031
3-pt FG made per game	8.3	6.6	* 02-01-15	at Florida State	L 54-55	7282
FREE THROWS-ATT	165-224	130-198	* 02-03-15	LOUISVILLE	L 55-63	6563
Free throw pct	.737	.657	* 02-08-15	CLEMSON	w 56-45	6351
F-Throws made per game	13.8	10.8	* 02-11-15	at Wake Forest	L 70-72	9918
REBOUNDS	388	419	* 02-16-15	at Boston College	Wo2 89-86	3813
Rebounds per game	32.3	34.9				
Rebounding margin	-2.6	-				
ASSISTS	158	157				
Assists per game	13.2	13.1				
TURNOVERS	115	134				
Turnovers per game	9.6	11.2				
Turnover margin	+1.6	-				
Assist/turnover ratio	1.4	1.2				
STEALS	70	60				
Steals per game	5.8	5.0				
BLOCKS	34	41				
Blocks per game	2.8	3.4				
ATTENDANCE	36486	70153				
Home games-Avg/Game	6-6081	6-11692				
Neutral site-Avg/Game	-	0-0				

& = Gildan Charleston Classic, S.C.
% = ACC-Big Ten Challenge
^ = Brooklyn Holiday Hoops Invitational, N.Y.
* = Conference game

Score by Periods	1st	2nd	OT	OT2	Totals
Miami	338	427	18	22	805
Opponents	373	388	18	28	807

2014-15 Miami Men's Basketball
Miami Combined Team Statistics (as of Feb 17, 2015)
All games

RECORD:	OVERALL	HOME	AWAY	NEUTRAL
ALL GAMES	16-9	8-5	5-3	3-1
CONFERENCE	6-6	3-3	3-3	0-0
NON-CONFERENCE	10-3	5-2	2-0	3-1

#	Player	gp-gs	min	avg	Total		3-Point		F-Throw		Rebounds				pf	dq	a	to	blk	stl	pts	avg
					fg-fga	fg%	3fg-fga	3fg%	ft-fa	ft%	off	def	tot	avg								
10	Sheldon McClellan	25-25	832	33.3	130-255	.510	36-97	.371	68-84	.810	22	102	124	5.0	39	0	50	35	3	22	364	14.6
13	Angel Rodriguez	25-25	753	30.1	91-278	.327	44-141	.312	91-121	.752	11	50	61	2.4	69	4	109	60	9	48	317	12.7
20	Manu Lecomte	25-15	603	24.1	69-155	.445	40-90	.444	31-35	.886	8	24	32	1.3	35	0	49	26	0	16	209	8.4
23	Tonye Jekiri	25-25	770	30.8	80-160	.500	0-0	.000	45-61	.738	75	180	255	10.2	80	4	33	37	41	16	205	8.2
01	Deandre Burnett	15-3	268	17.9	39-105	.371	19-60	.317	23-35	.657	9	30	39	2.6	14	0	8	14	3	7	120	8.0
05	Davon Reed	17-8	411	24.2	43-79	.544	24-45	.533	15-19	.789	10	42	52	3.1	38	1	22	15	5	16	125	7.4
22	Omar Sherman	24-7	450	18.8	49-116	.422	21-64	.328	11-17	.647	16	48	64	2.7	43	0	16	8	11	5	130	5.4
12	James Palmer	25-1	356	14.2	37-88	.420	15-47	.319	10-17	.588	7	27	34	1.4	20	0	16	19	6	4	99	4.0
33	Ivan CruzUceda	8-0	96	12.0	11-33	.333	6-22	.273	2-4	.500	6	18	24	3.0	5	0	2	6	1	2	30	3.8
00	Ja'Quan Newton	24-2	280	11.7	25-58	.431	2-6	.333	30-48	.625	5	12	17	0.7	21	0	30	23	2	6	82	3.4
02	Joe Thomas	23-14	273	11.9	13-24	.542	0-0	.000	3-13	.231	23	29	52	2.3	25	0	8	6	3	6	29	1.3
11	Mike Fernandez	2-0	4	2.0	1-1	1.000	0-0	.000	0-0	.000	0	0	0	0.0	0	0	0	0	0	0	2	1.0
35	Chris Stowell	2-0	4	2.0	0-1	.000	0-0	.000	0-0	.000	0	0	0	0.0	1	0	1	0	0	0	0	0.0
Team											42	52	94				7					
Total.....		25	5100		588-1353	.435	207-572	.362	329-454	.725	234	614	848	33.9	390	9	344	256	84	148	1712	68.5
Opponents.....		25	5101		600-1412	.425	155-468	.331	228-360	.633	274	602	876	35.0	429	8	303	291	81	132	1583	63.3

TEAM STATISTICS	UM	OPP	Date	Opponent	Score	Att.
SCORING	1712	1583	11-14-14	HOWARD	w 84-49	4544
Points per game	68.5	63.3	11-17-14	at Florida	w 69-67	11156
Scoring margin	+5.2	-	& 11-20-14	vs Drexel	w 66-46	1131
FIELD GOALS-ATT	588-1353	600-1412	& 11-21-14	vs Akron	w 79-51	855
Field goal pct	.435	.425	& 11-23-14	vs Charlotte	w 77-58	1532
3 POINT FG-ATT	207-572	155-468	11-25-14	at Charlotte	w 77-74	7163
3-point FG pct	.362	.331	11-28-14	SOUTH ALABAMA	w 87-75	4267
3-pt FG made per game	8.3	6.2	% 12-02-14	ILLINOIS	w 70-61	6086
FREE THROWS-ATT	329-454	228-360	12-06-14	GREEN BAY	L 55-68	4735
Free throw pct	.725	.633	12-08-14	SAVANNAH STATE	w 70-39	4274
F-Throws made per game	13.2	9.1	12-19-14	EASTERN KENTUCKY	L 44-72	4467
REBOUNDS	848	876	^ 12-22-14	vs Providence	L 62-76	6519
Rebounds per game	33.9	35.0	12-30-14	CO. OF CHARLESTON	w 67-40	4705
Rebounding margin	-1.1	-	* 01-03-15	VIRGINIA	Lo2 80-89	5377
ASSISTS	344	303	* 01-10-15	BOSTON COLLEGE	w 60-56	6608
Assists per game	13.8	12.1	* 01-13-15	at Duke	w 90-74	9314
TURNOVERS	256	291	* 01-17-15	at Notre Dame	L 70-75	9149
Turnovers per game	10.2	11.6	* 01-22-15	NC STATE	w 65-60	6556
Turnover margin	+1.4	-	* 01-24-15	at Syracuse	w 66-62	30677
Assist/turnover ratio	1.3	1.0	* 01-28-15	GEORGIA TECH	L 50-70	5031
STEALS	148	132	* 02-01-15	at Florida State	L 54-55	7282
Steals per game	5.9	5.3	* 02-03-15	LOUISVILLE	L 55-63	6563
BLOCKS	84	81	* 02-08-15	CLEMSON	w 56-45	6351
Blocks per game	3.4	3.2	* 02-11-15	at Wake Forest	L 70-72	9918
ATTENDANCE	69564	98509	* 02-16-15	at Boston College	Wo2 89-86	3813
Home games-Avg/Game	13-5351	8-11059				
Neutral site-Avg/Game	-	4-2509				

& = Gildan Charleston Classic, S.C.
 % = ACC-Big Ten Challenge
 ^ = Brooklyn Holiday Hoops Invitational, N.Y.
 * = Conference game

Score by Periods	1st	2nd	OT	OT2	Totals
Miami	770	902	18	22	1712
Opponents	710	827	18	28	1583