

# MIAMI HURRICANES BASKETBALL

## THE BASICS

**Date/Time:** Tuesday, February 27, 2018/9 p.m. ET  
**Location:** Chapel Hill, N.C./Dean E. Smith Center (21,750)  
**Television:** ESPN; **Online:** WatchESPN  
 Rece Davis (PxP), Jay Bilas (analyst)  
**Radio:** WZAB 880-AM (Joe Zagacki - PxP)  
**National Radio:** Compass Media Networks  
 Drew Bontadelli (PxP), Mike Wozniak (analyst)  
**Satellite Radio:** Sirius 84/XM 84 (Internet 84)  
**Series vs. UNC:** Miami trails, 21-7  
 Road: 3-10 | Home: 3-8 | Neutral: 1-3

GAME 29 • FEB. 27, 2018 • 9 P.M. ET • CHAPEL HILL, N.C.



## MIAMI HURRICANES (20-8, 9-7 ACC)

**Head Coach:** Jim Larrañaga (Providence, 1971 [B.A.])  
**Record at UM:** 159-77 (7th season), **Career Record:** 629-411 (34th season)



## 9/9 NORTH CAROLINA TAR HEELS (22-7, 11-5 ACC)

**Head Coach:** Roy Williams (North Carolina, 1972)  
**Record at UNC:** 420-122 (15th season), **Career Record:** 838-223 (30th season)

## 2017-18 SCHEDULE/RESULTS

OPPONENT	TV	TIME/SCORE
<b>NOVEMBER (6-0)</b>		
1 <b>NEWBERRY*</b>	ACCN Extra	W, 106-79
10 [13/12] <b>GARDNER-WEBB</b>	ACCN Extra	W, 77-45
12 [13/12] <b>NAVY</b>	ACCN Extra	W, 89-55
16 [11/12] <b>FLORIDA A&amp;M</b>	ACCN Extra	W, 90-59
22 [11/11] vs. La Salle <sup>1</sup>		W, 57-46
25 [11/11] <b>NORTH FLORIDA</b>	RSN	W, 86-65
29 [10/13] at No. 12/12 Minnesota <sup>2</sup>	ESPN2	W, 86-81
<b>DECEMBER (6-1)</b>		
2 [10/13] vs. Princeton <sup>3</sup>	ESPNU	W, 80-52
5 [10/11] <b>BOSTON UNIVERSITY</b>	RSN	W, 69-54
16 [6/8] at George Washington	CBSSN	W, 59-50
23 [6/7] at Hawai'i <sup>4</sup>	ESPNU	W, 75-57
23 [6/7] vs. New Mexico State <sup>4</sup>	ESPN2	L, 54-63
25 [15/16] vs. Middle Tennessee <sup>4</sup>	ESPNU	W, 84-81
30 [15/16] at Pittsburgh*	ACCN	W, 67-53
<b>JANUARY (4-4)</b>		
3 [15/17] at Georgia Tech*	RSN	L, 54-64
7 [15/17] <b>No. 24/RV FLORIDA ST.*</b>	ESPNU	W, 80-74
13 [18/19] at No. 19/17 Clemson*	ESPNU	L, 63-72
15 [25/23] <b>No. 5/5 DUKE*</b>	ESPN	L, 75-83
21 [25/23] at NC State*	ACCN	W, 86-81
24 [RV/24] <b>LOUISVILLE*</b>	ESPN2	W, 78-75 (OT)
27 [RV/24] at Florida State*	ACCN	L, 94-103 (OT)
31 <b>PITTSBURGH*</b>	RSN	W, 69-57
<b>FEBRUARY (4-3)</b>		
3 at Virginia Tech*	ESPN	W, 84-75
7 [25/25] <b>WAKE FOREST*</b>	ESPN2	W, 87-81
10 [25/25] at Boston College*	RSN	L, 70-72
13 <b>No. 1/3 VIRGINIA*</b>	ESPN	L, 50-59
17 <b>SYRACUSE*</b>	CBS	L, 55-62
19 at Notre Dame*	ESPN	W, 77-74
24 <b>BOSTON COLLEGE*</b>	RSN	W, 79-78
27 at No. 9/9 North Carolina*	ESPN	9 p.m.
<b>MARCH</b>		
3 <b>VIRGINIA TECH*</b>	ESPN2	Noon
6-10 ACC Tournament <sup>5</sup>	ESPN/ESPN2/ACCN	

**BOLD CAPS** denotes home games at Watsco Center, Coral Gables, Fla.; [#/#] denotes Miami's AP/USA TODAY ranking

<sup>1</sup> Exhibition; \* ACC game

<sup>2</sup> Reading, Pa.; <sup>3</sup> ACC/Big Ten Challenge

<sup>4</sup> Hoophall Miami Invitational, American Airlines Arena (Miami, Fla.)

<sup>5</sup> Hawaiian Airlines Diamond Head Classic (Honolulu, Hawai'i)

<sup>6</sup> Barclays Center, Brooklyn, N.Y.

All times Eastern and subject to change

## MIAMI ATHLETICS COMMUNICATIONS

### Assistant AD for Communications & Content:

Andy Fledderjohann (MBB Contact)

Email: afledderjohann@miami.edu

Cell Phone: 434-906-0075

Twitter/Instagram/Facebook: @CanesHoops

## THINGS TO KNOW

- Starting guard Bruce Brown Jr. had surgery on Feb. 1 on a left-foot injury. He has missed the last eight games and is expected to be out for approximately six weeks.
- Since Brown went down, freshmen Lonnie Walker (13.3) and Chris Lykes (13.1) are Miami's leading scorers over the last eight contests.
- Miami, UNC, Duke and UVA are the only ACC schools to record six or more 20-win seasons in the last seven years.
- Walker (13.8) and Lykes (11.4) are scoring more than a third of Miami's points in ACC play.
- Anthony Lawrence owns team highs in points (12.1) and rebounds (7.1) in UM's 11 road games this season.
- Miami is tied with UNC for the second-most road wins among ACC teams this season with seven (UVA, 9).
- Each of Miami's eight losses this season have come by 10 points or fewer.

## MIAMI-NORTH CAROLINA SERIES

North Carolina leads the all-time series with Miami, 21-7, although the Hurricanes have won five of the last eight meetings.

Since Jim Larrañaga arrived at UM, the Canes are 5-5 against UNC, including a pair of wins in Chapel Hill.

The teams split a pair of games last year, with Miami prevailing, 77-62, in Coral Gables, and UNC winning 78-53 in the quarterfinals of the ACC tournament.

Larrañaga is 6-6 in his career against UNC.

## MIAMI EARNS ANOTHER 20-WIN CAMPAIGN

Miami won its 20th game of the season Saturday, its sixth 20-win season in seven years under Jim Larrañaga.

He is the first coach in program history to post six 20-win seasons. Bruce Hale (1954-67) recorded five 20-win campaigns from 1954-67.

Miami joins Duke, North Carolina and Virginia as the only ACC schools to own six or more 20-win seasons in the last seven years (Duke, UNC and UVA each have 7).

The Canes have won seven or more ACC games in each of Larrañaga's seven seasons and have had 10 or more league victories in four years. Prior to Larrañaga's arrival, Miami never had won 10 ACC games in a season.

## CLOSE BUT NOT QUITE

In seven of Miami's eight defeats, the Hurricanes have led or been within three points in the final four minutes of the second half.

The UVA game is the lone exception.

All of UM's losses have come by 10 points or fewer.

## TOUGH WEEK CAPS STRONG SLATE OF ACC FOES

Miami ends the regular season with a pair of top-35 KenPom teams in UNC (7) and Virginia Tech (34).

The Canes have played 10 conference games against teams that are currently ranked in the KenPom top-51.

Miami is No. 41 in the latest KenPom ratings.

The Hurricanes have played Florida State twice (26), Virginia (1), Duke (3), Clemson (18), Notre Dame (29), Virginia Tech, Louisville (33), NC State (40) and Syracuse (51) in conference action.

## WALKER STEPS UP IN CONFERENCE PLAY

Freshman guard Lonnie Walker IV has averaged a team-high 15.5 points as well as 2.8 rebounds and 2.8 assists in the last 13 games.

He scored in double figures in 11 of those 13 games. In his 14 starts this year (13 in ACC play), Walker is averaging 15.7 ppg, 2.9 rpg and 2.6 apg.

Walker is the ACC's sixth-leading freshman scorer this season (11.5) and ranks fifth among rookies in scoring in conference games (13.8).

Walker scored 19 points in his first three ACC games combined and averaged 8.5 points per game in the non-conference portion of the schedule.

## CANES AGAINST RANKED TEAMS

Miami is 2-3 against top-25 ranked foes this season.

The Canes are 18-34 against ranked foes under Jim Larrañaga, including 8-22 away from home.

Miami is 6-12 against top-10 ACC teams under Larrañaga, including 2-6 on the road.

UM is 55-150 all-time against top-25 teams, including 28-66 in ACC play.

## PROJECTED STARTING LINEUP

Pos.	No.	Name	Yr.	Ht.	Wt.	PPG	RPG	APG	Of Note
G	0	Ja'Quan Newton	Sr.	6-3	191	8.5	2.4	2.8	1 of 5 players in UM history with 1,100 pts, 300 assts
G	3	Anthony Lawrence II	Jr.	6-7	210	9.0	6.8	2.4	Recorded back-to-back double-doubles vs. Pitt, VT
G	4	Lonnie Walker IV	Fr.	6-5	204	11.5	2.6	1.9	Averaging team-leading 13.8 ppg in ACC play
C	15	Ebuka Izundu	Jr.	6-10	235	4.8	3.6	0.2	14 pts, 8 rebs in first start of season at Notre Dame
F	20	Dewan Huell	So.	6-11	236	11.6	6.7	0.5	Five double-doubles this season
<b>RESERVES</b>									
G	1	Dejan (DJ) Vasiljevic	So.	6-3	203	8.9	2.5	0.4	Owens team-high 58 3-point FG this season
G	2	Chris Lykes	Fr.	5-7	161	9.2	1.1	2.2	Averaging 11.4 ppg, 2.8 apg in ACC play
G	5	Mike Robinson	Sr.	5-10	170	0.6	0.0	0.2	Walk-on; has played in 23 career games
G	11	Bruce Brown Jr.	So.	6-5	205	11.3	7.1	3.9	Had surgery on Feb. 1 (left foot); out approx. 6 weeks
C	14	Rodney Miller Jr.	So.	7-0	255	1.0	0.5	0.0	2 points, 3 rebounds at Virginia Tech
F	21	Sam Waardenburg	R-Fr.	6-10	217	3.8	2.8	0.3	13-of-27 (.481) from 3-point range this season
F	35	Chris Stowell	Sr.	6-6	208	0.0	0.0	0.0	Walk-on; has played in 24 career games



## ROOKIES PUTTING UP STRONG NUMBERS

Lonnie Walker and Chris Lykes are the top-scoring Miami freshman duo in the ACC era. They rank among the top-scoring Miami freshmen in this time (beginning with the 2004-05 season).

Walker (13.8) and Lykes (11.4) have combined to score more than a third of Miami's points in conference play (73.0 total).

The top scoring seasons from Miami freshmen since the 2004-05 season:

Rk	Player (Season)	Games	Pts	Avg
1.	Bruce Brown Jr. (2016-17)	33	391	11.8
2.	Durand Scott (2009-10)	28	339	10.3
3.	<b>Lonnie Walker IV (2017-18)</b>	<b>28</b>	<b>322</b>	<b>11.5</b>
4.	Dwyane Collins (2006-07)	32	274	8.6
5.	<b>Chris Lykes (2017-18)</b>	<b>28</b>	<b>258</b>	<b>9.2</b>

## LYKES SOLID IN CONFERENCE PLAY

Chris Lykes is Miami's second-leading scorer over the last eight games, averaging 13.1 points per game while reaching double figures six times.

Lykes is averaging 11.4 points (third on team) and 2.8 assists per game in conference play. He has reached double figures in 10 ACC games and 13 total.

He recorded 15 points Saturday versus BC, including 11 in the final four minutes in the Canes' wild comeback victory.

Lykes scored a career-high 19 points against Virginia, with 17 coming in the second half.

## ON THE ROAD AGAIN

Miami is 47-36 in true road games in seven years under Jim Larrañaga, including 30-31 in ACC action.

Miami's total of 30 road wins in conference play since the 2011-12 season ranks fourth behind Virginia (38), North Carolina (38) and Duke (37).

## MEDIA INFORMATION COVERING THE CANES

All interview requests for coaches or student-athletes must be approved and cleared by Andy Fledderjohann in the UM Communications office. Please provide at least one day to coordinate interviews.

Any misuse of credentials will result in removal from the Watsco Center and the permanent voiding of the credential.

The Miami locker room is closed at all times. For home games, head coach Jim Larrañaga and at least one UM player will report to the media room for interviews following the opposing team's press conference.

## PRESS CREDENTIALS

Media members interested in obtaining season or game credentials should apply online at [www.sportssystem.com/miami/basketball](http://www.sportssystem.com/miami/basketball).

Credential requests should be submitted no later than seven days prior to the game. Credentials that cannot be mailed will be held for pickup at the will call table at Watsco Center, located in the loading dock. You must have a press pass to be admitted to the media area and the press room.

## PHOTO CREDENTIALS

All photographers and camera operators must wear a visible credential issued by the Miami Athletics Communications Department. Photographers work from the baselines at both ends of the court at Watsco Center. Live television is given top priority for courtside space.

UM is 7-4 in true road games this year. The Canes are one of nine Power 5 schools this season with at least seven road wins.

## BALANCE ON OFFENSE

Miami has no one in the ACC's top 25 in scoring, but seven Canes are averaging at least 8.5 points per game.

Dewan Huell (11.6 ppg) leads the team in scoring while Lonnie Walker (11.5) and Bruce Brown (11.4) are just behind him. Chris Lykes (9.2), Anthony Lawrence (9.0), DJ Vasiljevic (8.9) and Ja'Quan Newton (8.5) are all averaging over eight points per game.

Miami has put at least four players in double figures in scoring in 14 games this season.

## BROWN OUT WITH LEFT-FOOT INJURY

Bruce Brown Jr. was diagnosed with a left-foot injury on Jan. 29 and had surgery Feb. 1.

He has not played in the last eight games and will miss approximately six weeks. He is scheduled to be re-evaluated on March 12.

Brown is averaging 11.4 points (second on team) as well as a team-high 7.1 rebounds and 4.0 assists this season.

At the time of his injury, he was the second-leading rebounder among ACC guards (12th overall).

## HUELL CONTINUES BREAKOUT SOPHOMORE SEASON

Sophomore center Dewan Huell has more than doubled his numbers in scoring and rebounding from his freshman campaign.

He leads the team in scoring at 11.6 ppg (5.6 last year) and is averaging 6.7 rebounds per game (3.1 last year).

Huell ranks 15th in the conference in rebounding.

He has scored in double figures in 18 games and recorded the first five double-doubles of his career.

## LAST MEETING: UNC 78, MIAMI 53 (MARCH 9, 2017)

Isaiah Hicks had 19 points and Justin Jackson added 12 while UNC held Miami to to 36 percent shooting in a 78-53 win in the quarterfinals of the ACC tournament in the teams' last matchup.

Bruce Brown led Miami with 21 points and seven rebounds.

The Tar Heels shot 52 percent and held a 36-29 edge on the boards. UNC also forced 15 UM turnovers, leading to 21 points.

UNC took a 12-point lead into halftime, but Brown hit a 3-pointer with 14:48 left to cut the lead to 48-40. UNC answered with a 23-7 run that put the game out of reach.

## LAST TIME OUT: MIAMI 79, BOSTON COLLEGE 78

Lonnie Walker's 3-pointer with 2.4 seconds left capped a 14-point comeback and lifted Miami over Boston College 79-78 Saturday in Coral Gables.

Chris Lykes scored 11 of his 15 points in the final four minutes. Dewan Huell scored 16 points and grabbed nine boards while Anthony Lawrence II added 13 points.

Jerome Robinson led BC with 30 points. His two free throws with 6:16 remaining gave the Eagles their largest lead at 67-53.

BC shot 56.6 percent from the field, but was just 14-for-25 at the charity stripe. Miami shot 46 percent and was 13-for-15 at the free-throw line. The Canes held a 39-27 rebounding edge and grabbed 15 offensive boards, leading to 19 second-chance points.

## CAREER STATISTICS VS. NORTH CAROLINA

	GP-S	PPG	RPG	APG	BPG	SPG
Brown	2-2	25.5	5.5	3.0	1.0	1.0
Huell	2-0	3.0	1.0	0.0	1.0	0.5
Izundu	3-0	2.7	2.3	0.5	1.5	0.5
Lawrence	3-2	6.7	3.7	2.3	1.0	2.3
Miller	1-0	0.0	1.0	0.0	0.0	0.0
Newton	4-2	8.5	2.5	2.5	0.0	0.8
Robinson	3-0	0.7	0.0	0.0	0.0	0.0
Stowell	2-0	0.0	0.0	0.0	0.5	0.0
Vasiljevic	2-0	4.5	1.0	0.5	0.0	0.5

## IZUNDU MAKES MOST OF FIRST START

Ebuka Izundu has started each of the last two games as Miami went bigger with its starting lineup.

Izundu made his first start of the season last Monday at Notre Dame, coming up big with 14 points and eight rebounds in a season-high 26 minutes of action.

Izundu entered with 11:51 left in the game and did not come back out. He played the final 7:51 with four fouls.

In the game's final 10 minutes, he recorded 10 points, five rebounds (three offensive), two steals and two blocks.

Four of Izundu's rebounds came on the offensive end. His offensive board and putback with 11 seconds remaining sealed the win.

He scored four points and grabbed six rebounds Saturday against Boston College.

## DJ FROM 3

DJ Vasiljevic has hit on 23 of his 52 3-point attempts over the last seven games (.442).

He was 2-for-4 on Saturday against Boston College.

Vasiljevic was 5-for-26 (.192) from 3-point range and averaged 2.9 ppg in the first seven ACC contests.

## NEWTON MOVES UP IN MIAMI RECORD BOOKS

Senior Ja'Quan Newton is one of five players in Miami history with at least 1,100 points and 300 assists.

Newton eclipsed the 1,000-point plateau in his Miami career on Jan. 3 at Georgia Tech and now has scored 1,100 career points (31st in program history).

He is the 38th Hurricane and one of nine active ACC players to crack the 1,000-point barrier.

Newton owns the 10th-most assists in program history with 301 and moved into Miami's top 10 in career games played (123) last week.

## Career Scoring at Miami

1. Rick Barry (1962-65).....2,298

---

30. Sheldon McClellan (2014-16) .....1,120

**31. Ja'Quan Newton (2014-present) .....1,100**

## Career Assists at Miami

1. Vernon Jennings (1996-2000).....520

---

9. Steven Edwards (1992-96) .....312

**10. Ja'Quan Newton (2014-present) .....301**

## Miami Players with 1,100 Points/300 Assists

Durand Scott (2009-13) .....1,650/404

Steven Edwards (1992-96) .....1,393/312

John Salmons (1998-2002) .....1,287/429

Kevin Preston (1985-89) .....1,156/412

**Ja'Quan Newton (2014-18) .....1,100/301**



## QUICK FACTS

Location ..... Coral Gables, Fla.  
 Enrollment ..... 17,021  
 Founded ..... 1925  
 Nickname ..... Hurricanes  
 Colors ..... Orange (PMS 1665), Green (3435) and White  
 President ..... Dr. Julio Frenk  
 Director of Athletics ..... Blake James  
 Conference ..... Atlantic Coast  
 Arena/Capacity ..... Watsco Center/7,972  
 Press Row ..... 305-284-2111

## COACHING STAFF

Head Coach ..... Jim Larrañaga (Providence, '71)  
 Record at Miami ..... 159-77 (7th season)  
 Career Record ..... 629-411 (34th season)  
 Assoc. Head Coach .. Chris Caputo (Westfield [Mass.] State, '02)  
 Assistant Coach ..... Jamal Brunt (Randolph Macon, '03)  
 Assistant Coach ..... Adam Fisher (Penn State, '06, '09)  
 Dir of Basketball Ops. Lamont Franklin (UNC Wilmington, '97)  
 Associate Director of Ops ..... Jeff Dyer (Delaware, '14)  
 Player Development Asst. .... Chaison Allen (Northeastern, '11)  
 Strength & Conditioning Coach .... Steve Felde (Concordia, '03)  
 Assistant Athletic Trainer ..... Javier Jimenez (Temple, '06)

## PROGRAM HISTORY

First Year of Basketball ..... 1926  
 All-Time Record ..... 1,030-747 (.579)  
 Under Jim Larrañaga ..... 159-77 (.674; 7 years)  
 All-Time ACC Record ..... 116-118 (.496)  
 Under Jim Larrañaga ..... 73-49 (.598)  
 ACC Regular-Season Championships ..... 1 (2013)  
 ACC Tournament Championships ..... 1 (2013)  
 NCAA Tournament Appearances ..... 9  
 1960, 1998, 1999, 2000, 2002, 2008, 2013, 2016, 2017  
 All-Time Record in NCAA Tournament ..... 8-9  
 Last NCAA Postseason Finish ..... 2017 First Round  
 NIT Appearances ..... 12  
 1961, '63, '64, '95, '97, 2001, '05, '06, '09, '11, '12, '15  
 All-Time Record in NIT ..... 11-12  
 Last NIT Finish ..... 2015 Runner-Up

## CANES IN PRO BASKETBALL/FOOTBALL

### Years at Miami in parentheses

#### NBA

Shane Larkin (2011-13) ..... Boston Celtics  
 Trey McKinney Jones (2011-13) ..... Indiana Pacers  
 Davon Reed (2013-17) ..... Phoenix Suns

#### NFL

Jimmy Graham (2005-09) ..... Seattle Seahawks  
 Erik Swoope (2010-14) ..... Indianapolis Colts

#### G-League

DeQuan Jones (2008-12) ..... Fort Wayne Mad Ants  
 Kamari Murphy (2015-17) ..... Long Island Nets  
 Durand Scott (2009-13) ..... Memphis Hustle

#### International

Garrus Adams (2009-14) ..... Bashkimi (Kosovo)  
 Rion Brown (2010-14) ..... Dijon (France)  
 Ivan Cruz Uceda (2014-16) ..... Real Betis Energia Plus (Spain)  
 Guillermo Diaz (2003-06) ..... San Lorenzo de Almagra (Argentina)  
 Julian Gamble (2008-13) ..... Telekom Baskets Bonn (Germany)  
 Malcolm Grant (2009-12) ..... Nevėžis Kėdainiai (Lithuania)  
 Tonye Jekiri (2012-16) ..... Oostende (Belgium)  
 Reggie Johnson (2009-13) ..... Mono Vampire Bangkok (Thailand)  
 Kenny Kadji (2011-13) ..... Tofaş (Turkey)  
 Angel Rodriguez (2014-16) ..... Maccabi Haifa (Israel)

## WALKER THRICE NAMED ACC ROOKIE OF WEEK

Lonnie Walker IV was named the ACC Co-Rookie of the Week for the second straight week on Feb. 5. It was Walker's third such honor (Dec. 11, Jan. 29), the second most of any player in program history (Durand Scott, four in 2009-10).

Only Marvin Bagley III (Duke) has claimed the distinction more this season (six times).

## SHARE THE ROCK

Miami has a team goal of recording 16 assists in every game. The Canes are 6-1 this year when recording 16 or more assists. In all but one of its eight losses, UM had 12 or fewer assists.

The Hurricanes had 26 assists on 34 field goals on Jan. 24 at NC State. It marked Miami's most assists in any conference game since joining the ACC in 2004-05 (previous was 24 against Duke in 2016).

It also was the Hurricanes' most assists under Jim Larrañaga and the program's most since recording 26 against Nova Southeastern on Nov. 16, 2009.

## VALUE THE ROCK

Miami ranks third in the ACC and 22nd nationally in fewest turnovers with 320 (11.4/game).

UM has committed 10 turnovers or fewer in five of its last eight games and seven times in ACC play.

The Canes matched a season low with seven turnovers against Syracuse and followed it up with eight last Monday at Notre Dame.

## THE NUMBERS ON DEFENSE

Miami is ranked No. 35 nationally in adjusted defensive efficiency by KenPom.

The Hurricanes are third among ACC teams in 3-point field goal defense, limiting opponents to 31.9 percent shooting from long distance.

Miami's defensive numbers and rankings:

Category	Total	ACC Rank	NCAA Rank
Scoring Defense	66.8	4	46
Opp FG %	.426	9	97
Opp 3FG %	.319	3	28

## HOLDING OPPONENTS UNDER 60

Miami has held 11 of its opponents to fewer than 60 points.

UM is 79-9 in seven seasons under Jim Larrañaga, including 10-1 this year, when limiting its opponent to fewer than 60 points.

Miami limited four straight opponents to fewer than 60 points to open the season. That marked the second time that has happened in the Jim Larrañaga era.

The other was a six-game stretch from Dec. 25, 2012 to Jan. 16, 2013.

## YOUTH MOVEMENT

Miami features a young group this season. Seven of the Hurricanes' 10 active scholarship players are underclassmen.

Ja'Quan Newton is the lone scholarship senior.

In ACC play, Miami has six underclassmen averaging at least 15 minutes per game, including freshmen Lonnie Walker (31.5), Chris Lykes (24.0) and Sam Waardenburg (15.8).

Walker (13.8 ppg) and Lykes (11.4) join sophomore Bruce Brown (11.8) as Miami's leading scorers in conference action.

## HEADING DOWN THE STRETCH ...

	Miami	UNC
RPI	31	5
KenPom	41	7
BPI	35	7
Sagarin	34	7
SOS	57	2
vs. Quadrant 1	4-5	10-5
vs. Quadrant 2	2-2	3-1
vs. Quadrant 3	7-1	5-1
vs. Quadrant 4	7-0	4-0

## Quadrant Key (with RPI numbers):

**Q1:** H: 1-30, N: 1-50, A: 1-75

**Q2:** H: 31-75, N: 51-100, A: 76-135

**Q3:** H: 76-160, N: 101-200, A: 136-240

**Q4:** H: 161+, N: 201+, A: 241+

\*\*NOTE: numbers as of NCAA's Monday report

## WALKER'S UL/FSU OUTINGS AMONG BEST AT UM

Two of Lonnie Walker's ACC scoring performances rank among the best ever by a UM rookie in ACC play.

His 25-point outing against Louisville and 23-point game against FSU mark two of the top six scoring games by a Miami rookie in 14 seasons of conference play in the ACC (since 2004-05 season).

Top scoring performances by Miami freshmen in ACC games:

Pts	Player/Opponent	Date
30	Bruce Brown Jr. vs. UNC	1/28/17
29	Durand Scott at UNC	3/2/10
<b>25</b>	<b>Lonnie Walker IV vs. Louisville</b>	<b>1/24/18</b>
25	Bruce Brown Jr. vs. Duke	2/25/17
24	Dwayne Collins at BC	1/16/07
<b>23</b>	<b>Lonnie Walker IV at FSU</b>	<b>1/27/18</b>

## MIAMI ALUM MCKINNEY-JONES JOINS PACERS

Former Miami standout guard Trey McKinney Jones signed a 10-day contract with the Indiana Pacers last Wednesday. This marks McKinney Jones' first time on an active NBA roster.

McKinney Jones is the fourth former Hurricane player to spend time on an NBA roster this season, joining Shane Larkin (Celtics), Sheldon Mac (Washington Wizards) and Davon Reed (Phoenix Suns).

Reed made his NBA debut with the Phoenix Suns on Jan. 14 against the Indiana Pacers.

McKinney Jones played at Miami from 2011-13 and was a captain on Miami's 2013 ACC Championship team, playing in all 36 games as the Hurricanes reached the Sweet 16. He finished sixth in career 3-point percentage at Miami, hitting on 38.5 percent of his attempts.

## 3-POINT BONANZA

Miami hit a school-record 17 3-pointers on Jan. 27 at Florida State, topping the previous mark of 15, which was set four times previously.

The Canes' 17 3-point field goals are the most in an ACC game since Wake Forest made 18 against Clemson on Feb. 13, 2002.

Miami attempted 34 3-pointers, two shy of the program record.

DJ Vasiljevic matched a career high with six 3-pointers, while Anthony Lawrence and Lonnie Walker each nailed four.



## IN THE POLLS (FEB. 26)

### ASSOCIATED PRESS

Rk	Team	Record	Points
1	Virginia (48)	26-2	1,608
2	Michigan State (17)	28-3	1,571
3	Xavier	25-4	1,422
4	Villanova	25-4	1,416
5	Duke	24-5	1,362
6	Kansas	23-6	1,272
7	Gonzaga	27-4	1,231
8	Purdue	26-5	1,178
9	<b>North Carolina</b>	<b>22-7</b>	<b>1,140</b>
10	Cincinnati	25-4	1,013
11	Wichita State	23-5	945
12	Texas Tech	22-7	887
13	Ohio State	24-7	791
14	Auburn	24-5	781
15	Michigan	24-7	753
16	Tennessee	21-7	564
17	Rhode Island	23-4	558
18	<i>Clemson</i>	21-7	499
19	Arizona	22-7	450
20	West Virginia	21-8	429
21	Nevada	25-5	386
22	Saint Mary's	27-4	318
23	Kentucky	20-9	174
24	<i>Middle Tennessee</i>	23-5	144
25	Houston	22-6	45

**Others receiving votes:** TCU 41, Butler 34, St. Bonaventure 29, NC State 28, Creighton 26, Loyola-Chicago 8, USC 7, Florida State 4, Seton Hall 3, Arkansas 3, Virginia Tech 2, Florida 1, Boise State 1, Oklahoma 1

### USA TODAY COACHES

Rk	Team	Record	Points
1	Virginia (17)	26-2	785
2	Michigan State (15)	28-3	781
3	Duke	24-5	690
4	Xavier	25-4	683
5	Villanova	25-4	670
6	Kansas	23-6	644
7	Gonzaga	27-4	593
8	Purdue	26-5	587
9	<b>North Carolina</b>	<b>22-7</b>	<b>550</b>
10	Cincinnati	25-4	492
11	Wichita State	23-5	436
12	Texas Tech	22-7	421
13	Michigan	24-7	384
14	Ohio State	24-7	378
15	Auburn	24-5	316
16	Rhode Island	23-4	301
17	Tennessee	21-7	290
18	<i>Clemson</i>	21-7	248
19	West Virginia	21-8	223
20	Saint Mary's	27-4	195
21	Nevada	25-5	170
22	Arizona	22-7	166
23	<i>Middle Tennessee</i>	23-5	81
24	Creighton	20-9	66
25	Kentucky	20-9	60

**Others receiving votes:** Houston 51, Arizona State 22, TCU 17, Butler 14, Virginia Tech 12, Florida 10, NC State 10, Nebraska 8, New Mexico State 7, Florida State 7, Loyola-Chicago 7, Miami 6, St. Bonaventure 6, Oklahoma 4, Louisiana 3, Texas A&M 2, Seton Hall 2, Arkansas 2

2017-18 Miami opponents listed in *italics*

## SELLING OUT THE WATSCO CENTER

Miami has sold out its season ticket allotment for all home games at the Watsco Center for the third straight year.

Fans have bought over 5,500 season tickets for each of the last three years, more than doubling the total number of season tickets sold in Jim Larrañaga's first season in Coral Gables.

### Season Tickets Per Year (Under Larrañaga)

2017-18: 5,986	2016-17: 5,965	2015-16: 5,500
2014-15: 3,427	2013-14: 3,674	2012-13: 2,372
2011-12: 2,251		

## THE WATSCO ADVANTAGE

Miami has defended its home turf well in recent years, winning 37 of its last 42 games at the Watsco Center. The Hurricanes are 87-25 (.777) at home under Jim Larrañaga.

Miami has lost back-to-back home games (UVA, Syracuse) and has not lost three straight at home since Jan. 15-25, 2014 (Florida State, Duke, Syracuse).

In 16 years at the Watsco Center (formerly BankUnited Center), Miami is 182-69 (.725).

In seven seasons under Larrañaga, Miami is 43-18 in ACC action at home and 44-7 in non-conference play. In both 2012-13 and 2015-16, the Canes had just one loss at Watsco Center.

Miami also owns 16 straight home non-conference wins, dating to a 78-77 loss to Northeastern on Nov. 27, 2015.

### Miami at Watsco Center Under Jim Larrañaga

Year	Overall	N-C	ACC
2011-12	14-4	8-2	6-2
2012-13	14-1	6-0	8-1
2013-14	8-8	5-2	3-6
2014-15	12-6	7-2	5-4
2015-16	15-1	6-1	9-0
2016-17	14-2	7-0	7-2
2017-18	10-3	5-0	5-3
<b>Totals</b>	<b>87-25</b>	<b>44-7</b>	<b>43-18</b>

## BROWN JOINS ELITE TRIPLE-DOUBLE COMPANY

Bruce Brown Jr. started off his sophomore season with a great all-around performance against Gardner-Webb, recording his second career triple-double, the third in school history and the 31st in ACC history.

Brown became just the sixth player in the league's storied history to earn a pair of triple-doubles.

He reached the status at the 5:36 mark of the second half with a field goal for his ninth and 10th points.

As part of the opener, Brown matched his career high in assists and fell one shy of his high in rebounds.

### Players with Two Triple-Doubles in ACC History

Tree Rollins, Clemson (1977, 1979)
Ralph Sampson, Virginia (1979)
Derrick Lewis, Maryland (1987)
Sharone Wright, Clemson (1992, 1993)
Dennis Smith Jr., NC State (2017)

### **Bruce Brown Jr., Miami (2016, 2017)**

### Triple-Doubles in Program History

1. Anthony King vs. Florida Atlantic, 11/29/04  
*11 points, 10 rebounds, 13 blocks*
2. **Bruce Brown Jr.** vs. South Carolina State, 12/6/15  
*11 points, 11 rebounds, 10 assists*
3. **Bruce Brown Jr.** vs. Gardner-Webb, 11/10/17  
*10 points, 11 rebounds, 10 assists*

## ACC OPERATION BASKETBALL

### 2017-18 PRESEASON POLL (First-place votes in parentheses) Team & Points

1. Duke (57) - 1020
2. North Carolina (7) - 921
3. Notre Dame (4) - 852
4. **Miami (1) - 809**
5. Louisville - 733
6. Virginia - 690
7. Virginia Tech - 549
8. Florida State - 519
9. Georgia Tech - 468
10. Syracuse - 420
11. Wake Forest - 378
12. NC State - 310
13. Clemson - 289
14. Boston College - 181
15. Pittsburgh - 141

### 2017-18 Preseason All-ACC Team (votes in parentheses)

#### First Team

Bonzie Colson, Notre Dame (64)  
Grayson Allen, Duke (60)  
Joel Berry II, North Carolina (58)  
Marvin Bagley III, Duke (26)  
Ben Lammers, Georgia Tech (25)

#### Second Team

**Bruce Brown Jr., Miami (22)**  
Quentin Snider, Louisville (12)  
Deng Adel, Louisville (12)  
Josh Okogie, Georgia Tech (11)  
Jerome Robinson, Boston College (11)

### ACC Preseason Player of the Year

Bonzie Colson, Notre Dame (49)  
Grayson Allen, Duke (9)  
Joel Berry II, North Carolina (9)  
**Bruce Brown Jr., Miami (1)**  
Jerome Robinson, Boston College (1)

### ACC Preseason Rookie of the Year

Marvin Bagley III, Duke (58)  
**Lonnie Walker IV, Miami (3)**  
Lavar Batts Jr., NC State (2)  
M.J. Walker, Florida State (2)  
Jalek Felton, North Carolina (1)  
Aamir Simms, Clemson (1)  
Oshae Brissett, Syracuse (1)  
De'Andre Hunter, Virginia (1)

### MIAMI IN THE POLLS

Date	AP	USA Today	RPI	KenPom
Pre	13	12	-	-
Nov. 13	11	12	-	-
Nov. 20	11	11	-	-
Nov. 27	10	13	-	-
Dec. 4	10	11	46	14
Dec. 11	6	8	51	15
Dec. 18	6	7	39	14
Dec. 25	15	16	30	17
Jan. 1	15	17	22	18
Jan. 8	17	19	22	26
Jan. 15	25	23	20	30
Jan. 22	RV	24	19	28
Jan. 29	RV	RV	17	29
Feb. 5	25	25	19	28
Feb. 12	RV	RV	25	36
Feb. 19	NR	RV	37	44
Feb. 26	NR	RV	31	41



### LARRAÑAĞA TOPS ACC EXPECTATIONS

In each of Jim Larrañaga's first six seasons, Miami finished the year in a standing that exceeded its preseason ACC ranking.

Miami was picked fourth in the preseason coaches' poll behind Duke, UNC and Notre Dame. The Hurricanes' preseason ACC rankings, followed by their finishes, under Larrañaga:

2016-17 - 9th - t-7th	2015-16 - 5th - t-2nd
2014-15 - 10th - t-6th	2013-14 - 12th - 10th
2012-13 - 5th - 1st	2011-12 - 5th - t-4th

### BEST START IN 10 YEARS

With a 10-0 start to the season, Miami earned its best start to a season since the 2007-08 team opened with 12 straight wins.

It was the best start in the Jim Larrañaga tenure, topping an 8-0 start in 2014-15, and the third best in program history.

This is the fourth straight year the Hurricanes have started at least 4-0 and the fifth time in seven years under Larrañaga.

### CANES WELCOME STRONG CLASS OF ROOKIES

Miami added three high-touted newcomers this year in Deng Gak, Chris Lykes and Lonnie Walker IV. Each was an ESPN Top 100 recruit last season.

A 2017 McDonald's All-American and consensus top-20 recruit, Walker IV was among 20 players named to the preseason watch list for the 2018 Jerry West Shooting Guard of the Year Award.

Walker was tabbed the "most exciting freshman in America" by ESPN.com's Myron Medcalf prior to the season.

Lykes was ESPN's No. 45 recruit, while Gak was rated No. 91. Gak is redshirting this season.

### 2017-18 ROSTER HAS SIX TOP-100 RECRUITS

Miami signed three ESPN Top 100 recruits for the class of 2017, including No. 18 Lonnie Walker from Reading, Pa., No. 46 Chris Lykes from Mitchellville, Md., and No. 92 Deng Gak from Blirstown, N.J.

The trio joins former ESPN Top 100 Hurricanes Bruce Brown (No. 26 in 2016), Dewan Huell (No. 28 in 2016) and Ja'Quan Newton (No. 58 in 2014) in the fall of 2017. In just seven seasons at The U, Larrañaga has recruited six of Miami's 11 ESPN Top 100 players since 2007.

### ESPN Top 100 Players on 2017-18 Roster

18 Lonnie Walker - 2017	26 Bruce Brown - 2016
46 Chris Lykes - 2017	28 Dewan Huell - 2016
92 Deng Gak - 2017	58 Ja'Quan Newton - 2014

### Miami's ESPN Top 100 Players Since 2007

18 Lonnie Walker - 2017	53 Edwin Rios - 2007
26 Bruce Brown - 2016	58 Ja'Quan Newton - 2014
28 Dewan Huell - 2016	83 Garriss Adams - 2009
28 DeQuan Jones - 2008	88 Donnavan Kirk - 2009
43 Durand Scott - 2009	92 Deng Gak - 2017
46 Chris Lykes - 2017	

Recruits under Larrañaga are in *italics*

### BEST PRESEASON RANKING IN PROGRAM HISTORY

Ranked in the preseason polls for the first time since 2008-09, Miami was No. 13 in the preseason Associated Press poll. It marked the highest preseason AP ranking in program history. Miami also was No. 12 in the USA Today Coaches poll.

It is the third time Miami is among the top 25 teams to start the season. The Canes were ranked No. 25 prior to the 1999-2000 campaign and No. 17 heading into the 2008-09 season.

### ACC PRESEASON POLL

Miami was picked fourth in the 2017-18 ACC Coaches Preseason Poll, the Hurricanes' highest standing in the poll in Jim Larrañaga's seven years at the helm and matching their highest at any point during their 14 years in the ACC (fourth in 2008-09).

In each of Larrañaga's first six seasons, Miami finished the year in a standing that exceeded their preseason rank.

### MIAMI EARNS HIGH GSR NUMBERS

Miami's men's basketball team posted an exemplary Graduation Success Rate (GSR), in the latest numbers released on Nov. 8 by the NCAA. Miami recorded a 92 percent GSR, which is based on the four entering classes from 2007-08 through 2010-11.

In addition, the UM football (83 percent), women's basketball (92 percent) and baseball (83 percent) programs all posted GSR totals above the NCAA average.

The NCAA Graduation Success Rate (GSR) was developed in response to college and university presidents suggesting that graduation data more accurately reflect the mobility among college students today. The GSR measures graduation rates at Division I institutions and includes students transferring into the institutions. The GSR also allows institutions to subtract student-athletes who leave their institutions prior to graduation as long as they would have been academically eligible to compete had they remained.

### BROWN, WALKER EARN PLAUDITS FROM ESPN.COM

In October, ESPN.com listed Bruce Brown as the best college shooting guard draft prospect for the 2018 NBA Draft. Lonnie Walker was tabbed second best.

They were the lone teammates on the 10-man list. Brown and Walker were listed 12th and 13th, respectively on ESPN's top 100 draft prospects for 2018, as Miami was one of 13 college teams to have multiple players on the list.

### VASILJEVIC LOOKS TO BUILD ON BIG SUMMER

Sophomore G DJ Vasiljevic had a strong summer playing internationally with Australia's Emerging Boomers at the World University Games in Taipei.

The Melbourne native averaged 21.5 points a game on 45.3 percent shooting from the field in eight games in the tournament.

Vasiljevic scored 20-plus points and led the team in scoring in five of the eight games as the Emerging Boomers finished ninth in the field.

He closed out play with a 28-point performance in a 101-96 win over Canada.

### COACHING COORDINATORS

Miami's assistant coaching staff is set up in a coordinator system. Jamal Brunt serves as the offensive coordinator, while Chris Caputo handles the defense. Adam Fisher manages the scout for every opponent.

### MILES WILSON JOINS MIAMI PROGRAM

Jim Larrañaga added Miles Wilson to the Hurricanes' incoming class of 2017. A 6-foot-5-inch transfer from Mount St. Mary's, Wilson will sit out the 2017-18 season because of NCAA transfer rules, then have three years of eligibility with the Hurricanes.

Wilson averaged 11.8 points per game and 3.9 rebounds in 28.9 minutes per game and was named to the Northeast Conference All-Rookie Team.

In the NCAA Tournament's First Four, Wilson scored 17 points and grabbed 11 rebounds in a 67-66 win over New Orleans before recording a game-high 22 points with seven rebounds against top-seeded Villanova.

### MIAMI'S RECORD WHEN ...

Record	2017-18		Larranaga	
	All	ACC	At UM	ACC
All games	20-8	9-7	159-77	73-49
Home	10-3	5-3	86-25	43-18
Away	7-4	4-4	47-36	30-31
Neutral	3-1	-	26-16	-
November	6-0	-	35-9	-
December	6-1	1-0	33-10	2-1
January	4-4	4-4	30-22	28-22
February	4-3	4-3	37-21	37-21
March	-	-	24-14	7-5
April	-	-	-	0-1
vs. Top-10 opponents	0-2	0-2	7-15	6-11
vs. Top-25 (includes Top-10)	2-3	1-3	18-34	12-25
vs. RV opponents (either poll)	2-1	2-1	13-5	6-2
vs. Teams over .500 on game day	12-7	7-6	101-69	54-43
vs. Teams under .500 on game day	3-1	2-1	36-7	15-6
vs. Teams at .500 on game day	5-0	-	18-1	4-0
While UM in Top 25	16-6	5-5	58-23	29-17
While UM is RV (only)	4-2	4-2	43-15	18-9
Leading at halftime	14-1	7-1	120-17	52-14
Trailing at halftime	2-5	2-4	30-55	17-31
Tied at halftime	4-2	0-2	9-5	3-4
In overtime games	1-1	1-1	8-8	5-4
Single overtime	1-0	1-0	5-6	3-2
Double overtime	0-0	-	3-1	2-1
Leading w/2:00 left in regulation	18-1	7-1	146-9	66-5
Trailing w/2:00 left in regulation	2-7	2-6	11-65	6-43
Tied w/2:00 left in regulation	0-0	-	2-1	0-1
UM shoots 50% or better from field	13-1	4-1	65-6	23-3
UM shoots 40-49% from field	5-1	4-1	76-25	41-21
UM shoots under 40% from field	2-6	1-5	19-46	9-25
Opp. shoots 50% or better from field	4-3	3-3	13-27	8-17
Opp. shoots 40-49% from field	8-3	5-3	68-32	36-20
Opp. shoots under 40% from field	8-2	1-1	80-17	30-11
UM shoots 70% or better from line	8-4	6-3	97-39	45-24
UM shoots less than 70% from line	12-3	3-3	62-37	37-23
UM makes more 3-point FGs	14-4	6-4	86-32	40-26
UM makes fewer 3-point FGs	3-3	1-2	46-32	23-19
3-point FGs are even	3-1	2-1	18-6	10-4
4+ Canes in double figures	11-3	6-3	80-16	34-12
3 Canes in double figures	7-2	3-1	59-28	31-13
2 or fewer Canes in double figures	2-3	0-3	20-33	8-24
Outrebounding opponent	13-2	5-2	105-26	42-18
Opp. outrebounds UM	7-5	4-4	47-50	28-30
Tied in rebounds	0-1	0-1	6-1	3-1
UM records 10 or more steals	0-2	0-2	21-6	7-3
UM records 15 or more assists	10-1	3-1	52-5	23-4
UM commits fewer than 15 turnovers	17-6	7-5	135-62	62-41
UM commits 15 or more turnovers	3-2	2-2	22-9	9-8
UM commits fewer turnovers than opp.	13-3	5-3	86-29	40-17
UM commits more turnovers than opp.	6-3	3-2	55-33	24-22
Tied in turnovers	1-2	0-2	15-14	9-10
UM scores 59 points or fewer	2-4	0-3	13-38	7-24
UM scores 60-69 points	3-1	2-1	41-24	22-12
UM scores 70-79 points	5-2	3-2	62-13	28-11
UM scores 80-89 points	9-0	4-0	31-1	12-1
UM scores 90-99 points	1-1	0-1	11-1	3-1
UM scores 100 or more points	0-0	-	1-0	0-0
Playing during morning (11 a.m.)	-	-	1-1	-
Playing during afternoon	7-4	4-4	51-28	30-21
Playing in evening (5 p.m. or later)	13-4	5-3	105-47	43-28
Games decided by 3 points or fewer	4-1	3-1	20-14	12-10
Games decided by 4-10 points	6-7	4-6	50-33	28-25
Games decided by 11-19 points	5-0	2-0	53-21	22-9
Games decided by 20+ points	5-0	-	36-8	11-4





## THE LAST TIME ...

### Player Scored 30 Points

Miami Bruce Brown (30) vs. North Carolina, 1/28/17  
Opponent Jerome Robinson (30) vs. Boston College, 2/24/18

### Player Scored 35 Points

Miami Jack McClinton (35) vs. North Carolina, 3/15/09  
Opponent Xavier Rathen-Mayes (35) vs. Florida State, 2/25/15

### Player Scored 40 Points

Miami Darius Rice (43) vs. Connecticut, 1/20/03  
Opponent Sean Singletary (41), Virginia, 3/1/08

### Two Players Scored 20 Points

Miami Lonnie Walker IV (23), DJ Vasiljevic (20), at Florida State, 1/27/18  
Opponent Jerome Robinson (29), Ky Bowman (24), at Boston College, 2/10/18

### Three Players Scored 20 Points

Miami Dwayne Collins (23), Brian Asbury (21), Jack McClinton (20) vs. Virginia Tech, 1/25/09  
Opponent Travis Mays (40), Alvin Heggs (22), Lance Blanks (21), Texas, 2/22/89

### Five (not 5+) Players Scored in Double Figures

Miami Lonnie Walker IV (19), Ja'Quan Newton (16), Chris Lykes (13), Sam Waardenburg (12), Dewan Huell (10) vs. Wake Forest, 2/7/18  
Opponent Justin Robinson (15), Chris Clarke (13), Ahmed Hill (12), Seth Allen (10), Zach LeDay (10) vs. Virginia Tech, 2/9/17

### Six (not 6+) Players Scored in Double Figures

Miami Bruce Brown (15), Ja'Quan Newton (15), DJ Vasiljevic (15), Chris Lykes (13), Anthony Lawrence (11) and Dewan Huell (10) vs. Florida A&M, 11/16/17  
Opponent Phil Cofer (21), Braian Angola (18), CJ Walker (17), Terance Mann (14), MJ Walker (13), Christ Koumadje (13) at Florida State, 1/27/18

### Seven+ Players Scored in Double Figures

Miami Sheldon McClellan (18), Ja'Quan Newton (15), James Palmer (14), Ebuka Izundu (11) Angel Rodriguez (11), Ivan Cruz Uceda (10), Anthony Lawrence Jr. (10) vs. Mississippi State 11/19/15

### Player Grabbed 15 Rebounds

Miami Kamari Murphy (15), at Duke, 1/21/17  
Opponent Brice Johnson (15) vs. North Carolina, 2/20/16

### Two Players Grabbed 10 Rebounds

Miami Dewan Huell (12) and Bruce Brown (11), vs. Louisville, 1/24/18  
Opponent Jordan Murphy (14) and Reggie Lynch (10), Minnesota, 11/29/17

### Three Players Grabbed 10 Rebounds

Miami Mark Richardson (11), Eric Brown (10), Joe Wylie (10) vs. FIU, 3/6/89  
Opponent Matt Harpring (12), Dion Glover (10), Michael Maddox (10), Georgia Tech, 12/27/97

### Player Had 10 Assists

Miami Bruce Brown (10), vs. Gardner-Webb, 11/10/17  
Opponent John Gillon (11), at Syracuse, 1/4/17

### Player Had 10 Blocks

Miami Anthony King (10) vs. Florida Atlantic, 11/29/04  
Opponent Jarvis Varnado (10), Mississippi State, 12/13/07

### Player Had a Double-Double

Miami Anthony Lawrence II (25 pts, 13 reb), at Virginia Tech, 2/3/18  
Opponent Oshae Brissett (16 pts, 12 reb), vs. Syracuse, 2/17/18

### Player Had a Triple-Double

Miami Bruce Brown (10 pts, 11 reb, 11 ast), vs. Gardner-Webb, 11/10/17  
Opponent Brendan Haywood (18 pts, 14 reb, 10 blks), North Carolina, 12/4/00

### Two Players Had Double-Doubles

Miami Kamari Murphy (11 pts, 13 reb) and Davon Reed (10 pts, 12 reb) vs. Buffalo, 3/17/16  
Opponent Marvin Bagley III (13 pts, 12 reb) and Wendell Carter (15 pts, 14 reb), vs. Duke, 1/15/18

### Team Scored 100 Points

Miami 105, vs. Mississippi State, 11/19/15  
Opponent 103, at Florida State, 1/27/18

### Team Scored 90-99 Points

Miami 94, at Florida State, 1/27/18  
Opponent 96, at Wake Forest, 1/18/17

### Team Scored 50 Points in a Half

Miami 52 (2nd half) vs. Wake Forest, 2/7/18  
Opponent 50 (2nd half) vs. Wake Forest, 2/7/18

### Team Shot 50 Percent in Both Halves

Miami .536 (15-28) / .533 (16-30), at Notre Dame, 2/19/18  
Opponent .552 (16-29) / .556 (15-27), vs. Duke, 1/15/18

### Team Shot 60 Percent in a Half

Miami .600 (21-35), second half, at NC State, 1/21/18  
Opponent .655 (19-29), first half, vs. Boston College, 2/24/18

### Team Shot 70 Percent in a Half

Miami .720 (18-25), second half, vs. Middle Tennessee, 12/25/17

### Team Shot 60 Percent in a Game

Miami .600 (30-50), vs. Middle Tennessee, 12/25/17  
Opponent .600 (33-55), at Florida State, 1/27/18

### Team Shot Less Than 30 Percent in a Game

Miami .293 (12-41), vs. Eastern Kentucky, 12/19/14  
Opponent .290 (18-62), vs. South Carolina State, 12/6/16

### Team Won by 50+ Points

Miami 50, vs. Nova Southeastern, 11/16/09  
Opponent 53, by Notre Dame, 2/22/86

### Team won by 40-49 Points

Miami 49, vs. Western Carolina, 11/11/16  
Opponent 41, at North Carolina, 1/31/07

### Team Won by 30-39 Points

Miami 31, vs. Florida A&M, 11/16/17  
Opponent 32, at Charlotte, 11/28/00

### Overtime

Miami won in overtime 78-75 (OT) vs. Louisville, 1/24/18  
Miami lost in overtime 103-94 (OT) at Florida State, 1/27/18

### Rankings

Miami defeated a ranked opponent 80-74 vs. No. 24 Florida State, 1/7/18  
Miami lost to a ranked opponent 59-50 vs. No. 1 Virginia, 2/13/18  
Miami defeated a top 5 opponent 64-61 vs. No. 3 Virginia, 2/22/16  
Miami lost to a top 5 opponent 59-50 vs. No. 1 Virginia, 2/13/18

### THE LAST TIME A MIAMI FRESHMAN ...

**Scored 30 Points:** Bruce Brown (30), vs. North Carolina, 1/28/17

**Scored 20+ Points:** Lonnie Walker IV (23), at Florida State, 1/27/18

**Perfect from Field (5+ att):** Reggie Johnson (RS), 8-of-8, vs. Wake Forest, 3/11/10

**Perfect from 3-Pt (3+ att):** Anthony Lawrence, 4-of-4, vs. Notre Dame, 2/3/16

**10+ Rebounds:** Bruce Brown, 12, vs. George Washington, 12/22/16

**10+ Assists:** Bruce Brown, 10, vs. South Carolina State, 12/6/16

**5-9 Assists:** Chris Lykes, 5, vs. Pitt, 1/31/18

**5+ Steals:** Shane Larkin, 6, vs. North Carolina, 1/10/12

**4+ Blocks:** Raphael Akpejori, 4, McNeese State, 11/24/10

**Double-Double:** Bruce Brown (14 pts, 12 reb), vs. George Washington, 12/22/16

**Triple-Double:** Bruce Brown (11 pts, 11 reb, 10 ast), vs. South Carolina State, 12/6/16

## JIM LARRAÑAGA

7TH SEASON AT MIAMI, 34TH SEASON AS HEAD COACH

### COACHING EXPERIENCE

#### Head Coach

2011-	Miami	Assistant Coach	1979-86	Virginia
1997-2011	George Mason	1971-76	Davidson	
1986-97	Bowling Green	Player/Coach		
1977-79	American International	1977	Geronemo Basketball Club (Belgium)	

### IN THE HISTORY BOOKS

- 12th winningest active Division I head coach (629 wins)
- 17th in career wins in ACC games (82)
- 21st in career wins while in ACC (159)

### PLAYING CAREER

Geronemo Basketball Club (Belgium) 1976-77  
 Providence College, 1967-71  
 Archbishop Molloy, 1963-67

### COACHING HONORS

AP, Naismith, Iba, Rupp Coach of the Year, 2013  
 NABC All-District II, 2013  
 USBWA District IV Coach of the Year, 2013, 2016  
 Clair Bee National Coach of the Year, 2006  
 ACC Coach of the Year, 2013, 2016  
 CAA Coach of the Year, 1999, 2011  
 MAC Coach of the Year, 1997

### TEAM HONORS

Eight NCAA tournament appearances  
 1999, 2001, 2006, 2008, 2011, 2013, 2016, 2017  
 Eight postseason NIT appearances  
 1990, 1991, 1997, 2002, 2004, 2009, 2012, 2015  
 11 20-win seasons

### PERSONAL

**Hometown** Bronx, N.Y.  
**Born** Oct. 2, 1949  
**Family** Wife: Liz, Sons: Jay and Jon  
 Grandchildren: Tia, James, Jon Temple, Henry  
**Education** Providence College, 1971, B.A. Economics  
 Archbishop Molloy High School, 1967

### NOTABLE COLLEGE PLAYERS COACHED

**Shane Larkin** (*Miami*) - Currently with Boston Celtics; 2013 NBA first-round draft pick (18th overall), 2013 ACC Player of the Year, ACC Tournament MVP, finalist for Cousy, Naismith & Wooden awards, All-ACC First Team and All-ACC Defensive Team, Lute Olson National Player of the Year, AP and NABC All-American (Second team)  
**Sheldon Mac** (*formerly McClellan*) (*Miami*) - currently a free agent, formerly with Washington Wizards; 2016 All-ACC Second Team, ACC Tournament Second Team  
**Davon Reed** (*Miami*) - Currently with Phoenix Suns; 32nd pick in 2017 NBA Draft, 2017 All-ACC Third Team  
**Durand Scott** (*Miami*) - 2013 ACC Defensive Player of the Year, 2013 All-ACC Third Team, 2013 ACC Tournament First Team  
**George Evans** (*George Mason*) - Three-time CAA Player of the Year, CAA Rookie of the Year, three-time CAA Defensive Player of the Year, three-time CAA All-Defensive Team  
**Antonio Daniels** (*Bowling Green*) - Played 13 seasons in NBA; 1997 MAC Player of the Year, 1994 MAC Freshman of Year

### NOTABLE NBA PLAYERS COACHED

Lance Blanks (UVA)	Frank Booker (BGSU)	Rick Carlisle (UVA)
Antonio Daniels (BGSU)	Jeff Jones (UVA)	Andrew Kennedy (UVA)
Jeff Lamp (UVA)	Shane Larkin (UM)	Lewis Latimore (UVA)
Sheldon Mac (UM)	Jason Miskiri (GMU)	Olden Polynice (UVA)
Lee Raker (UVA)	Davon Reed (UM)	Ralph Sampson (UVA)
Tom Sheehey (UVA)	Clinton Venable (BGSU)	Othell Wilson (UVA)

### STUDENT-ATHLETE HONORS

#### At Miami

- One All-American
- One USBWA All-District IV selection
- One Basketball Times All-District
- One ACC Player of the Year
- One ACC Defensive Player of the Year
- One ACC Tournament MVP
- 14 All-ACC postseason selections
- Five ACC All-Defensive Team selections
- One ACC All-Rookie Team selection
- Four ACC Academic Honor Roll picks
- Seven ACC Players of the Week
- One ACC Rookie of the Week
- Six ACC All-Tournament team selections
- Two NIT All-Tournament Team picks
- Two NABC Honors Court selections

#### Prior to Miami

- Two All-Americans
- 28 All-CAA selections
- Nine CAA All-Defensive Team picks
- Eight CAA All-Rookie Team picks
- Three Dean Ehlers Award winners (given to CAA player who best meets criteria of academic achievement, leadership and community service)
- 12 All-MAC selections
- Two MAC Freshman of Year selections
- Four MAC All-Freshman Team picks

### YEAR-BY-YEAR

Year	School	Overall		Conference	
		W-L	W-L	Finish	Postseason
1977-78	American International	14-13			
1978-79	American International	13-13			
1986-87	Bowling Green	15-14	10-6	3	
1987-88	Bowling Green	12-16	7-9	t-5	
1988-89	Bowling Green	13-15	6-10	t-6	
1989-90	Bowling Green	18-11	9-7	t-3	NIT First Round (0-1)
1990-91	Bowling Green	17-13	9-7	t-4	NIT First Round (0-1)
1991-92	Bowling Green	14-15	8-8	5	
1992-93	Bowling Green	11-16	8-10	t-6	
1993-94	Bowling Green	18-10	12-6	t-2	
1994-95	Bowling Green	16-11	10-8	t-5	
1995-96	Bowling Green	14-13	9-9	t-6	
1996-97	Bowling Green	22-10	13-5	t-1	NIT First Round (0-1)
1997-98	George Mason	9-18	6-10	6	
1998-99	George Mason	19-11	13-3	1	NCAA First Round (0-1)
1999-00	George Mason	19-11	12-4	t-1	
2000-01	George Mason	18-12	11-5	3	NCAA First Round (0-1)
2001-02	George Mason	19-10	13-5	2	NIT First Round (0-1)
2002-03	George Mason	16-12	11-7	4	
2003-04	George Mason	23-10	12-6	3	NIT Third Round (2-1)
2004-05	George Mason	16-13	10-8	6	
2005-06	George Mason	27-8	15-3	t-1	NCAA Final Four (4-1)
2006-07	George Mason	18-15	9-9	5	
2007-08	George Mason	23-11	12-6	2	NCAA First Round (0-1)
2008-09	George Mason	22-11	13-5	2	NIT First Round (0-1)
2009-10	George Mason	17-15	12-6	4	CIT First Round (0-1)
2010-11	George Mason	27-7	16-2	1	NCAA Second Round (1-1)
2011-12	Miami	20-13	9-7	t-4	NIT Second Round (1-1)
2012-13	Miami	29-7	15-3	1	NCAA Sweet 16 (2-1)
2013-14	Miami	17-16	7-11	10	
2014-15	Miami	25-13	10-8	6	NIT Championship Game (4-1)
2015-16	Miami	27-8	13-5	t-2	NCAA Sweet 16 (2-1)
2016-17	Miami	21-12	10-8	t-7	NCAA First Round (0-1)
2017-18	Miami	20-8	9-7	-	
	<b>Overall</b>	<b>629-411</b>	<b>339-213</b>		
2 years	American International	27-26 (.509)			
11 years	Bowling Green	170-144 (.541)			
14 years	George Mason	273-164 (.625)			
7 years	Miami	159-77 (.674)			
<b>34 years</b>		<b>629-411 (.605)</b>			





**2017-18 Miami Men's Basketball**  
**Miami (FL) Combined Team Statistics (as of Feb 26, 2018)**  
**All games**

<b>RECORD:</b>	<b>OVERALL</b>	<b>HOME</b>	<b>AWAY</b>	<b>NEUTRAL</b>
ALL GAMES	20-8	10-3	7-4	3-1
CONFERENCE	9-7	5-3	4-4	0-0
NON-CONFERENCE	11-1	5-0	3-0	3-1

#	Player	gp-gs	min	avg	Total		3-Point		F-Throw		Rebounds				pf	dq	a	to	blk	stl	pts	avg
					fg-fga	fg%	3fg-fga	3fg%	ft-fa	ft%	off	def	tot	avg								
20	Dewan Huell	28-28	738	26.4	131-226	.580	0-3	.000	64-90	.711	59	128	187	6.7	54	0	13	38	27	14	326	11.6
04	Lonnie Walker	28-14	751	26.8	113-270	.419	49-137	.358	47-61	.770	13	61	74	2.6	47	2	54	33	14	26	322	11.5
11	Bruce Brown	19-19	640	33.7	78-188	.415	16-60	.267	44-70	.629	25	110	135	7.1	43	1	76	43	15	25	216	11.4
02	Chris Lykes	28-7	576	20.6	85-208	.409	40-119	.336	48-67	.716	2	28	30	1.1	57	0	61	47	1	19	258	9.2
03	Anthony Lawrence	28-28	869	31.0	89-193	.461	34-81	.420	39-58	.672	42	148	190	6.8	69	1	67	50	26	40	251	9.0
01	DJ Vasiljevic	28-20	646	23.1	88-206	.427	58-149	.389	14-16	.875	13	57	70	2.5	45	0	12	13	2	12	248	8.9
00	Ja'Quan Newton	28-22	725	25.9	91-205	.444	4-24	.167	51-85	.600	14	53	67	2.4	44	0	77	48	3	28	237	8.5
15	Ebuka Izundu	28-2	409	14.6	62-89	.697	0-0	.000	10-26	.385	48	54	102	3.6	63	1	5	25	18	13	134	4.8
21	Sam Waardenburg	17-0	233	13.7	22-51	.431	13-27	.481	7-8	.875	21	26	47	2.8	22	0	5	10	4	7	64	3.8
14	Rodney Miller	13-0	44	3.4	6-11	.545	0-0	.000	1-9	.111	2	4	6	0.5	6	0	0	3	1	0	13	1.0
05	Mike Robinson	5-0	10	2.0	1-2	.500	1-1	1.000	0-0	.000	0	0	0	0.0	0	0	1	0	0	0	3	0.6
35	Chris Stowell	5-0	9	1.8	0-1	.000	0-1	.000	0-0	.000	0	1	1	0.2	0	0	0	0	0	0	0	0.0
Team											43	35	78		1		10				2	
Total.....		28	5650		766-1650	.464	215-602	.357	325-490	.663	282	705	987	35.2	451	5	371	320	111	184	2074	74.1
Opponents.....		28	5650		685-1609	.426	179-562	.319	320-446	.717	266	678	944	33.7	467	8	351	366	91	160	1871	66.8

<b>TEAM STATISTICS</b>	<b>UM</b>	<b>OPP</b>	<b>Date</b>	<b>Opponent</b>	<b>Score</b>	<b>Att.</b>
SCORING	2074	1871	11/10/17	GARDNER-WEBB	w 77-45	7073
Points per game	74.1	66.8	11/12/17	NAVY	w 89-55	6611
Scoring margin	+7.3	-	11/16/17	FLORIDA A&M	w 90-59	6735
FIELD GOALS-ATT	766-1650	685-1609	1 11/22/17	vs La Salle	w 57-46	6735
Field goal pct	.464	.426	11/25/17	NORTH FLORIDA	w 86-65	7189
3 POINT FG-ATT	215-602	179-562	11/29/17	at Minnesota	w 86-81	14625
3-point FG pct	.357	.319	2 12/02/17	vs Princeton	w 80-52	8426
3-pt FG made per game	7.7	6.4	12/05/17	BOSTON UNIVERSITY	w 69-54	6893
FREE THROWS-ATT	325-490	320-446	12/16/17	at George Washington	w 59-50	3862
Free throw pct	.663	.717	3 12/22/17	at Hawai'i	w 75-57	7669
F-Throws made per game	11.6	11.4	3 12/23/17	vs New Mexico State	L 54-63	5946
REBOUNDS	987	944	3 12/25/17	vs Middle Tennessee	w 84-81	6062
Rebounds per game	35.2	33.7	* 12/30/17	at Pitt	w 67-53	5307
Rebounding margin	+1.5	-	* 01/03/18	at Georgia Tech	L 54-64	5568
ASSISTS	371	351	* 01/07/18	FLORIDA STATE	w 80-74	7647
Assists per game	13.3	12.5	* 01/13/18	at Clemson	L 63-72	9000
TURNOVERS	320	366	* 01/15/18	DUKE	L 75-83	7972
Turnovers per game	11.4	13.1	* 01/21/18	at NC State	w 86-81	17265
Turnover margin	+1.6	-	* 01/24/18	LOUISVILLE	Wot 78-75	7190
Assist/turnover ratio	1.2	1.0	* 01/27/18	at Florida State	Lot 94-103	11675
STEALS	184	160	* 01/31/18	PITT	w 69-57	7169
Steals per game	6.6	5.7	* 02/03/18	at Virginia Tech	w 84-75	9275
BLOCKS	111	91	* 02/07/18	WAKE FOREST	w 87-81	6774
Blocks per game	4.0	3.3	* 02/10/18	at Boston College	L 70-72	7740
ATTENDANCE	92475	128304	* 02/13/18	VIRGINIA	L 50-59	7333
Home games-Avg/Game	13-7113	11-9194	* 02/17/18	SYRACUSE	L 55-62	6879
Neutral site-Avg/Game	-	4-6792	* 02/19/18	at Notre Dame	w 77-74	9149
			* 02/24/18	BOSTON COLLEGE	w 79-78	7010

<b>Score by Periods</b>	<b>1st</b>	<b>2nd</b>	<b>OT</b>	<b>Totals</b>
Miami (FL)	959	1095	20	2074
Opponents	827	1018	26	1871

\* = Conference game  
 1 = Reading, Pa.  
 2 = Hoophall Miami Invitational, Miami, Fla.  
 3 = Diamond Head Classic, Honolulu, Hawaii



**2017-18 Miami Men's Basketball**  
**Miami (FL) Combined Team Statistics (as of Feb 26, 2018)**  
**ACC games only**

<b>RECORD:</b>	<b>OVERALL</b>	<b>HOME</b>	<b>AWAY</b>	<b>NEUTRAL</b>
ALL GAMES	9-7	5-3	4-4	0-0
CONFERENCE	9-7	5-3	4-4	0-0
NON-CONFERENCE	0-0	0-0	0-0	0-0

#	Player	gp-gs	min	avg	Total		3-Point		F-Throw		Rebounds				pf	dq	a	to	blk	stl	pts	avg
					fg-fga	fg%	3fg-fga	3fg%	ft-fa	ft%	off	def	tot	avg								
04	Lonnie Walker	16-13	504	31.5	76-186	.409	34-94	.362	34-41	.829	7	34	41	2.6	34	2	37	21	11	17	220	13.8
11	Bruce Brown	8-8	273	34.1	32-81	.395	6-24	.250	24-34	.706	13	41	54	6.8	23	1	26	22	11	13	94	11.8
02	Chris Lykes	16-7	384	24.0	57-138	.413	23-76	.303	45-61	.738	1	17	18	1.1	33	0	45	31	1	8	182	11.4
20	Dewan Huell	16-16	442	27.6	63-124	.508	0-2	.000	33-46	.717	39	73	112	7.0	30	0	8	25	12	8	159	9.9
03	Anthony Lawrence	16-16	528	33.0	58-130	.446	21-51	.412	22-32	.688	23	94	117	7.3	37	0	36	30	14	30	159	9.9
00	Ja'Quan Newton	16-10	379	23.7	42-100	.420	2-10	.200	30-50	.600	12	24	36	2.3	29	0	42	25	0	14	116	7.3
01	DJ Vasiljevic	16-8	328	20.5	39-101	.386	28-78	.359	4-5	.800	9	25	34	2.1	24	0	7	7	0	6	110	6.9
15	Ebuka Izundu	16-2	222	13.9	36-50	.720	0-0	.000	3-10	.300	23	27	50	3.1	36	1	1	9	7	8	75	4.7
21	Sam Waardenburg	11-0	174	15.8	15-30	.500	11-21	.524	7-8	.875	12	20	32	2.9	17	0	4	5	3	6	48	4.4
14	Rodney Miller	6-0	16	2.7	1-4	.250	0-0	.000	1-4	.250	2	1	3	0.5	2	0	0	1	1	0	3	0.5
Team											28	16	44		1		5			2		
Total.....		16	3250		419-944	.444	125-356	.351	203-291	.698	169	372	541	33.8	266	4	206	181	60	110	1168	73.0
Opponents.....		16	3250		423-892	.474	110-314	.350	205-294	.697	137	397	534	33.4	263	5	226	200	65	95	1163	72.7

**LAST 5 GAMES**

<b>RECORD:</b>	<b>OVERALL</b>	<b>HOME</b>	<b>AWAY</b>	<b>NEUTRAL</b>
ALL GAMES	2-3	1-2	1-1	0-0
CONFERENCE	2-3	1-2	1-1	0-0
NON-CONFERENCE	0-0	0-0	0-0	0-0

#	Player	gp-gs	min	avg	Total		3-Point		F-Throw		Rebounds				pf	dq	a	to	blk	stl	pts	avg
					fg-fga	fg%	3fg-fga	3fg%	ft-fa	ft%	off	def	tot	avg								
02	Chris Lykes	5-3	129	25.8	23-53	.434	7-27	.259	20-25	.800	0	5	5	1.0	13	0	11	9	0	3	73	14.6
04	Lonnie Walker	5-5	157	31.4	22-57	.386	9-28	.321	4-5	.800	0	6	6	1.2	10	1	14	8	1	2	57	11.4
00	Ja'Quan Newton	5-2	123	24.6	15-31	.484	1-5	.200	9-16	.563	1	9	10	2.0	9	0	12	7	0	5	40	8.0
01	DJ Vasiljevic	5-3	105	21.0	14-33	.424	11-26	.423	0-0	.000	2	9	11	2.2	10	0	2	3	0	1	39	7.8
15	Ebuka Izundu	5-2	90	18.0	17-21	.810	0-0	.000	0-3	.000	15	10	25	5.0	11	0	0	4	3	5	34	6.8
03	Anthony Lawrence	5-5	170	34.0	10-41	.244	4-20	.200	8-11	.727	6	29	35	7.0	6	0	17	10	3	10	32	6.4
20	Dewan Huell	5-5	126	25.2	13-28	.464	0-0	.000	6-8	.750	7	22	29	5.8	11	0	2	8	3	1	32	6.4
21	Sam Waardenburg	5-0	95	19.0	8-18	.444	6-13	.462	2-2	1.000	6	6	12	2.4	9	0	1	1	1	4	24	4.8
14	Rodney Miller	2-0	5	2.5	0-0	.000	0-0	.000	0-2	.000	0	0	0	0.0	1	0	0	0	0	0	0	0.0
Team											13	3	16				3					
Total.....		5	1000		122-282	.433	38-119	.319	49-72	.681	50	99	149	29.8	80	1	59	53	11	31	331	66.2
Opponents.....		5	1000		130-256	.508	29-89	.326	56-79	.709	36	125	161	32.2	77	1	74	58	18	28	345	69.0



**2017-18 Miami Men's Basketball**  
**Miami (FL) Game-by-Game Highs (as of Feb 26, 2018)**  
**All games**

Opponent	Date	Score	Points	Rebounds	Assists	Steals	Blocked shots
GARDNER-WEBB	11/10/17	77-45	14-Dewan Huell Ebuka Izundu	11-Bruce Brown	10-Bruce Brown	2-Anthony Lawrence	2-Dewan Huell
NAVY	11/12/17	89-55	16-DJ Vasiljevic	10-Dewan Huell	6-Bruce Brown	2-DJ Vasiljevic Chris Lykes	2-Anthony Lawrence Ebuka Izundu
FLORIDA A&M	11/16/17	90-59	15-Ja'Quan Newton DJ Vasiljevic Bruce Brown	8-Bruce Brown	4-Bruce Brown Chris Lykes Ja'Quan Newton	2-Dewan Huell Bruce Brown	3-Ebuka Izundu
vs La Salle	11/22/17	57-46	16-Dewan Huell	11-Bruce Brown	5-Anthony Lawrence	2-Ja'Quan Newton Lonnie Walker	3-Anthony Lawrence
NORTH FLORIDA	11/25/17	86-65	14-Anthony Lawrence Bruce Brown	7-Bruce Brown Ebuka Izundu	4-Chris Lykes Bruce Brown	3-Anthony Lawrence Bruce Brown	1-Sam Waardenburg
at Minnesota	11/29/17	86-81	23-Dewan Huell	9-Bruce Brown	9-Ja'Quan Newton	3-Chris Lykes	2-Ebuka Izundu
vs Princeton	12/02/17	80-52	20-DJ Vasiljevic	10-Anthony Lawrence	5-Ja'Quan Newton	3-Ja'Quan Newton	2-Anthony Lawrence
BOSTON UNIVERSITY	12/05/17	69-54	26-Lonnie Walker	7-Lonnie Walker	6-Anthony Lawrence	3-Ja'Quan Newton	3-Dewan Huell
at George Washington	12/16/17	59-50	15-Dewan Huell	12-Dewan Huell	3-Lonnie Walker Ja'Quan Newton Anthony Lawrence Bruce Brown	3-Bruce Brown	1-Lonnie Walker Ebuka Izundu Anthony Lawrence Dewan Huell
at Hawai'i	12/22/17	75-57	16-Ja'Quan Newton Dewan Huell	6-Dewan Huell	8-Bruce Brown	2-Lonnie Walker	2-Dewan Huell Ebuka Izundu
vs New Mexico State	12/23/17	54-63	15-DJ Vasiljevic	9-Dewan Huell	1-DJ Vasiljevic Dewan Huell Anthony Lawrence Bruce Brown	1-Ebuka Izundu	2-Dewan Huell Anthony Lawrence
vs Middle Tennessee	12/25/17	84-81	21-Dewan Huell	6-Bruce Brown	6-Ja'Quan Newton	2-Bruce Brown	1-Bruce Brown Dewan Huell Anthony Lawrence
at Pitt	12/30/17	67-53	12-Anthony Lawrence	7-Dewan Huell	4-Ja'Quan Newton	2-DJ Vasiljevic Ja'Quan Newton	3-Anthony Lawrence
at Georgia Tech	01/03/18	54-64	13-Dewan Huell	12-Anthony Lawrence	5-Chris Lykes	3-Bruce Brown	4-Bruce Brown
FLORIDA STATE	01/07/18	80-74	23-Bruce Brown	12-Anthony Lawrence	4-Ja'Quan Newton DJ Vasiljevic	2-DJ Vasiljevic	2-Dewan Huell
at Clemson	01/13/18	63-72	16-Lonnie Walker Anthony Lawrence	7-Dewan Huell Bruce Brown Lonnie Walker	2-Dewan Huell	2-Bruce Brown Anthony Lawrence Dewan Huell	2-Bruce Brown
DUKE	01/15/18	75-83	19-Lonnie Walker	13-Dewan Huell	2-Bruce Brown Ja'Quan Newton Lonnie Walker Chris Lykes	5-Anthony Lawrence	2-Anthony Lawrence
at NC State	01/21/18	86-81	19-Bruce Brown	4-DJ Vasiljevic Bruce Brown	9-Bruce Brown	2-Lonnie Walker Ja'Quan Newton	1-Chris Lykes Dewan Huell
LOUISVILLE	01/24/18	78-75	25-Lonnie Walker	12-Dewan Huell	4-Chris Lykes	3-Bruce Brown	3-Bruce Brown
at Florida State	01/27/18	94-103	23-Lonnie Walker	7-Bruce Brown	5-Lonnie Walker Chris Lykes Bruce Brown	2-Dewan Huell Anthony Lawrence	1-Bruce Brown Lonnie Walker Ebuka Izundu
PITT	01/31/18	69-57	16-Lonnie Walker	10-Anthony Lawrence	5-Chris Lykes	2-Anthony Lawrence	1-Ebuka Izundu
at Virginia Tech	02/03/18	84-75	25-Anthony Lawrence	13-Anthony Lawrence	4-Ja'Quan Newton	2-Lonnie Walker	3-Anthony Lawrence
WAKE FOREST	02/07/18	87-81	19-Lonnie Walker	10-Dewan Huell	5-Chris Lykes	3-Anthony Lawrence	3-Lonnie Walker
at Boston College	02/10/18	70-72	17-DJ Vasiljevic	9-Anthony Lawrence	4-Anthony Lawrence	3-Sam Waardenburg	1-Dewan Huell Anthony Lawrence
VIRGINIA	02/13/18	50-59	19-Chris Lykes	7-Anthony Lawrence	2-Anthony Lawrence Lonnie Walker	2-Anthony Lawrence	1-Dewan Huell Anthony Lawrence Ebuka Izundu



**2017-18 Miami Men's Basketball**  
**Miami (FL) Game-by-Game Highs (as of Feb 26, 2018)**  
**All games**

Opponent	Date	Score	Points	Rebounds	Assists	Steals	Blocked shots
SYRACUSE	02/17/18	55-62	14-Chris Lykes	10-Dewan Huell	5-Anthony Lawrence	3-Anthony Lawrence	1-Sam Waardenburg Dewan Huell
at Notre Dame	02/19/18	77-74	19-Lonnie Walker	8-Ebuka Izundu	6-Anthony Lawrence	3-Ebuka Izundu	2-Ebuka Izundu
BOSTON COLLEGE	02/24/18	79-78	16-Dewan Huell	9-Anthony Lawrence Dewan Huell	4-Lonnie Walker	1-Chris Lykes Dewan Huell Anthony Lawrence Ja'Quan Newton	1-Anthony Lawrence Lonnie Walker

**2017-18 Miami Men's Basketball**  
**Miami (FL) Team Game-by-Game Comparison (as of Feb 26, 2018)**  
**All games**

Opponent	1st	2nd	Score	Mar	Total FG	FG Pct	3-Pointers	3FG Pct	Free Throws	FT Pct	Rebounds	Assist	T/Over	Block	Steal	Fouls
GARDNER-WEBB	27/23	50/22	77-45	+32	30-60/20-63	.500/.317	7-26/4-16	.269/.250	10-21/1-6	.476/.167	48/36 +12	21/10	12/14	3/0	5/5	15/19
NAVY	41/24	48/31	89-55	+34	35-64/21-63	.547/.333	9-23/6-21	.391/.286	10-16/7-9	.625/.778	42/33 +9	15/14	12/16	7/2	9/7	12/15
FLORIDA A&M	46/22	44/37	90-59	+31	34-58/24-59	.586/.407	12-26/5-16	.462/.313	10-22/6-6	.455/1000	36/28 +8	15/12	12/19	5/2	8/6	12/18
La Salle	19/19	38/27	57-46	+11	22-60/15-52	.367/.288	5-15/0-15	.333/.000	8-14/16-17	.571/.941	40/38 +2	10/3	10/15	5/3	6/4	16/18
NORTH FLORIDA	38/25	48/40	86-65	+21	33-66/23-59	.500/.390	3-15/8-26	.200/.308	17-23/11-12	.739/.917	39/32 +7	16/10	14/20	1/1	9/8	16/18
Minnesota	36/36	50/45	86-81	+5	35-69/28-63	.507/.444	10-25/5-16	.400/.313	6-11/20-26	.545/.769	34/41 (7)	20/12	8/12	4/12	8/4	20/13
Princeton	38/20	42/32	80-52	+28	30-60/19-61	.500/.311	14-25/8-32	.560/.250	6-9/6-9	.667/.667	39/31 +8	16/10	12/11	4/2	5/5	15/13
BOSTON UNIVERSITY	30/30	39/24	69-54	+15	25-48/21-65	.521/.323	11-21/7-25	.524/.280	8-15/5-8	.533/.625	35/32 +3	10/11	15/13	6/0	6/9	13/16
George Washington	32/15	27/35	59-50	+9	25-61/19-63	.410/.302	5-21/4-18	.238/.222	4-8/8-12	.500/.667	39/44 (5)	13/8	8/11	4/3	6/6	14/12
Hawai'i	33/33	42/24	75-57	+18	30-57/21-50	.526/.420	5-13/8-23	.385/.348	10-13/7-10	.769/.700	31/26 +5	11/13	9/16	5/0	6/3	15/17
New Mexico State	25/29	29/34	54-63	(9)	18-53/24-67	.340/.358	2-18/7-25	.111/.280	16-22/8-13	.727/.615	38/43 (5)	4/7	14/8	4/1	1/6	17/19
Middle Tennessee	34/29	50/52	84-81	+3	30-50/27-52	.600/.519	7-18/7-15	.389/.467	17-25/20-24	.680/.833	25/26 (1)	14/15	13/11	3/0	5/2	20/26
Pitt	30/19	37/34	67-53	+14	27-55/19-47	.491/.404	5-14/4-16	.357/.250	8-9/11-13	.889/.846	31/23 +8	11/10	15/19	8/3	8/5	12/14
Georgia Tech	28/28	26/36	54-64	(10)	21-56/23-59	.375/.390	4-19/1-10	.211/.100	8-11/17-23	.727/.739	39/38 +1	12/8	18/11	7/5	7/13	18/13
FLORIDA STATE	45/32	35/42	80-74	+6	26-51/25-69	.510/.362	5-16/5-24	.313/.208	23-32/17-26	.719/.654	32/44 (12)	15/10	15/15	2/5	6/11	20/22
Clemson	30/34	33/38	63-72	(9)	24-63/22-50	.381/.440	6-23/12-21	.261/.571	9-18/16-17	.500/.941	37/36 +1	5/13	8/12	5/7	10/2	18/16
DUKE	40/42	35/41	75-83	(8)	29-78/31-56	.372/.554	9-25/11-21	.360/.524	8-10/10-21	.800/.476	38/43 (5)	10/18	11/19	2/5	13/8	16/10
NC State	36/32	50/49	86-81	+5	34-59/31-57	.576/.544	10-19/7-18	.526/.389	8-12/12-16	.667/.750	24/29 (5)	26/22	10/15	2/3	9/4	16/12
LOUISVILLE	37/38	32/31	78-75	+3	24-65/27-65	.369/.415	6-22/5-22	.273/.227	22-31/16-25	.710/.640	49/38 +11	13/8	14/11	7/10	8/9	19/22
Florida State	39/44	44/39	94-103	(9)	34-68/33-55	.500/.600	17-34/9-19	.500/.474	9-13/28-39	.692/.718	29/35 (6)	17/16	7/7	3/2	4/2	25/15
PITT	34/25	35/32	69-57	+12	23-55/22-53	.418/.415	6-22/10-30	.273/.333	17-23/3-3	.739/1000	39/24 +15	15/16	8/11	1/2	3/3	11/19
Virginia Tech	44/32	40/43	84-75	+9	29-57/29-60	.509/.483	10-21/8-22	.476/.364	16-23/9-17	.696/.529	41/28 +13	9/13	13/9	7/3	4/4	16/17
WAKE FOREST	35/31	52/50	87-81	+6	26-55/31-65	.473/.477	9-22/9-22	.409/.409	26-37/10-15	.703/.667	33/35 (2)	14/18	9/13	5/2	7/6	15/26
Boston College	44/43	26/29	70-72	(2)	23-53/25-50	.434/.500	10-27/7-19	.370/.368	14-20/15-19	.700/.789	32/32 -	11/14	15/16	2/6	8/7	20/18
VIRGINIA	16/27	34/32	50-59	(9)	18-47/22-48	.383/.458	6-21/6-17	.286/.353	8-11/9-12	.727/.750	24/32 (8)	6/15	11/11	3/2	5/5	13/15
SYRACUSE	25/25	30/37	55-62	(7)	20-59/25-52	.339/.481	7-31/5-16	.226/.313	8-12/7-9	.667/.778	29/37 (8)	13/11	7/11	2/7	7/4	13/14
Notre Dame	38/29	39/45	77-74	+3	31-58/28-53	.534/.528	9-19/7-20	.474/.350	6-14/11-14	.429/.786	25/33 (8)	15/14	8/12	2/2	7/4	14/13
BOSTON COLLEGE	39/41	40/37	79-78	+1	30-65/30-53	.462/.566	6-21/4-17	.286/.235	13-15/14-25	.867/.560	39/27 +12	14/20	12/8	2/1	4/8	20/17

Note: Game totals are displayed in the format TEAM/OPPONENT for each category



**Miami (FL) Points-Rebounds-Assists (as of Feb 26, 2018)**  
All games

Opponent	Date	Score	00		01		02		03		04		05		11	
			NEWTON,JA'	VASILJEVIC	LYKES,CHRI	LAWRENCE,A	WALKER,LON	ROBINSON,M	BROWN,BRUC							
GARDNER-WEBB	11/10/17	77-45	w	13-0-1	7-2-0	3-1-1	3-7-1	10-2-5	3-0-0	10-11-10						
NAVY	11/12/17	89-55	w	14-3-1	16-3-0	8-1-2	10-7-2	8-2-1	0-0-0	3-6-6						
FLORIDA A&M	11/16/17	90-59	w	15-3-4	15-4-2	13-1-4	11-4-1	5-2-0	0-0-0	15-8-4						
vs La Salle	11/22/17	57-46	w	4-3-0	8-1-0	0-1-0	7-10-5	5-2-2	DNP	7-11-3						
NORTH FLORIDA	11/25/17	86-65	w	12-1-3	2-2-0	10-0-4	14-4-3	7-1-1	0-0-0	14-7-4						
at Minnesota	11/29/17	86-81	w	12-3-9	11-2-0	10-1-0	8-7-4	6-2-1	DNP	16-9-5						
vs Princeton	12/02/17	80-52	w	4-2-5	20-3-1	5-1-2	5-10-3	12-5-1	0-0-1	17-8-3						
BOSTON UNIVERSITY	12/05/17	69-54	w	9-6-1	15-5-0	8-0-0	5-2-6	26-7-2	DNP	DNP						
at George Washington	12/16/17	59-50	w	8-4-3	10-1-0	3-0-1	5-9-3	13-5-3	DNP	3-3-3						
at Hawai'i	12/22/17	75-57	w	16-2-2	6-3-0	7-5-0	11-4-0	8-1-1	DNP	4-5-8						
vs New Mexico State	12/23/17	54-63	L	5-3-0	15-5-1	1-1-0	4-4-1	2-4-0	DNP	13-7-1						
vs Middle Tennessee	12/25/17	84-81	w	9-1-6	13-5-1	8-0-2	9-5-2	0-0-0	DNP	20-6-3						
at Pitt	12/30/17	67-53	w	11-3-4	3-2-0	10-1-0	12-6-2	8-0-1	DNP	11-5-3						
at Georgia Tech	01/03/18	54-64	L	6-1-3	3-1-0	8-0-5	9-12-1	6-5-0	DNP	9-9-2						
FLORIDA STATE	01/07/18	80-74	w	0-0-4	8-3-4	18-1-2	2-12-2	5-0-0	DNP	23-4-2						
at Clemson	01/13/18	63-72	L	4-0-0	0-0-0	13-1-1	16-4-0	16-7-1	DNP	4-7-1						
DUKE	01/15/18	75-83	L	3-1-2	0-2-0	13-1-2	13-7-1	19-2-2	DNP	7-7-2						
at NC State	01/21/18	86-81	w	5-0-7	6-4-0	6-2-5	15-3-4	12-2-1	DNP	19-4-9						
LOUISVILLE	01/24/18	78-75	w	12-7-2	0-0-0	9-0-4	2-6-1	25-4-3	DNP	8-11-2						
at Florida State	01/27/18	94-103	L	4-3-1	20-2-0	0-0-5	19-5-1	23-4-5	DNP	13-7-5						
PITT	01/31/18	69-57	w	3-2-2	8-3-0	13-3-5	10-10-3	16-5-3	DNP	DNP						
at Virginia Tech	02/03/18	84-75	w	12-6-4	14-1-0	6-2-0	25-13-2	14-3-3	DNP	DNP						
WAKE FOREST	02/07/18	87-81	w	16-3-1	9-5-1	13-2-5	4-4-2	19-3-4	DNP	DNP						
at Boston College	02/10/18	70-72	L	11-3-3	17-6-0	16-3-2	6-9-4	6-0-2	DNP	DNP						
VIRGINIA	02/13/18	50-59	L	4-4-1	5-0-0	19-1-1	2-7-2	6-0-2	DNP	DNP						
SYRACUSE	02/17/18	55-62	L	8-0-1	6-3-1	14-0-4	4-4-5	12-0-2	DNP	DNP						
at Notre Dame	02/19/18	77-74	w	12-2-4	3-0-0	9-1-1	7-6-6	19-3-4	DNP	DNP						
BOSTON COLLEGE	02/24/18	79-78	w	5-1-3	8-2-1	15-0-3	13-9-0	14-3-4	DNP	DNP						

Opponent	Date	Score	14		15		20		21		35	
			MILLER,ROD	IZUNDU,EBU	HUELL,DEWA	WAARDENBUR	STOWELL,CH					
GARDNER-WEBB	11/10/17	77-45	w	0-1-0	14-10-1	14-8-2	DNP	0-0-0				
NAVY	11/12/17	89-55	w	4-0-0	12-4-2	14-10-1	DNP	0-1-0				
FLORIDA A&M	11/16/17	90-59	w	2-1-0	4-6-0	10-5-0	DNP	0-0-0				
vs La Salle	11/22/17	57-46	w	0-0-0	3-2-0	16-7-0	7-2-0	DNP				
NORTH FLORIDA	11/25/17	86-65	w	DNP	5-7-0	13-6-0	9-6-1	0-0-0				
at Minnesota	11/29/17	86-81	w	DNP	0-3-1	23-2-0	0-1-0	DNP				
vs Princeton	12/02/17	80-52	w	2-0-0	6-4-0	9-1-0	0-4-0	0-0-0				
BOSTON UNIVERSITY	12/05/17	69-54	w	DNP	0-5-0	6-6-1	0-2-0	DNP				
at George Washington	12/16/17	59-50	w	DNP	2-3-0	15-12-0	DNP	DNP				
at Hawai'i	12/22/17	75-57	w	DNP	7-3-0	16-6-0	DNP	DNP				
vs New Mexico State	12/23/17	54-63	L	0-1-0	4-3-0	10-9-1	0-0-0	DNP				
vs Middle Tennessee	12/25/17	84-81	w	2-0-0	2-2-0	21-3-0	DNP	DNP				
at Pitt	12/30/17	67-53	w	0-0-0	4-5-1	8-7-0	DNP	DNP				
at Georgia Tech	01/03/18	54-64	L	0-0-0	0-1-0	13-8-1	DNP	DNP				
FLORIDA STATE	01/07/18	80-74	w	DNP	4-1-0	20-8-1	DNP	DNP				
at Clemson	01/13/18	63-72	L	DNP	0-3-0	10-7-2	DNP	DNP				
DUKE	01/15/18	75-83	L	DNP	2-3-0	18-13-1	DNP	DNP				
at NC State	01/21/18	86-81	w	DNP	15-3-0	8-2-0	0-0-0	DNP				
LOUISVILLE	01/24/18	78-75	w	DNP	2-1-0	18-12-0	0-7-1	DNP				
at Florida State	01/27/18	94-103	L	DNP	2-0-0	8-6-0	5-1-0	DNP				
PITT	01/31/18	69-57	w	DNP	4-4-0	11-6-1	4-4-1	DNP				
at Virginia Tech	02/03/18	84-75	w	2-3-0	5-2-0	3-4-0	3-5-0	DNP				
WAKE FOREST	02/07/18	87-81	w	1-0-0	3-2-0	10-10-0	12-3-1	DNP				
at Boston College	02/10/18	70-72	L	0-0-0	6-4-0	2-4-0	6-0-0	DNP				
VIRGINIA	02/13/18	50-59	L	DNP	8-5-0	0-3-0	6-0-0	DNP				
SYRACUSE	02/17/18	55-62	L	DNP	2-2-0	7-10-0	2-4-0	DNP				
at Notre Dame	02/19/18	77-74	w	0-0-0	14-8-0	7-3-0	6-2-0	DNP				
BOSTON COLLEGE	02/24/18	79-78	w	DNP	4-6-0	16-9-2	4-6-1	DNP				






















# 20 DEWAN HUELL

So. • 6-11 • 236 • Forward  
Miami, Fla.  
Miami Norland HS

### 2017-18 HIGHLIGHTS

- Ranks 16th in ACC in overall rebounding (6.6) and 14th in ACC games (7.0)
- Scored in double figures in 17 games, including three 20-plus point efforts
- Owns five career double-doubles (tied for 12th among active ACC players) – all coming this season
- Tied for team lead with 14 points in season opener
- Recorded first career double-double against Navy (11/12) with 14 points and 10 rebounds
- Recorded 16 points (8-10 FG) in win vs. La Salle (11/22)
- Had huge game at No. 12 Minnesota, with career-high 23 points (15 in second half) (11/29)
- Recorded second double-double with 15 points, 12 rebounds at GW (12/16)
- Named to Diamond Head Classic All-Tournament Team; averaged 15.7 points, 6.0 rebounds and 1.7 blocks in tournament
- Scored 21 points against Middle Tennessee, hitting 7-of-8 from field and 7-of-8 from free-throw line (12/25)
- Recorded team-high 13 points as well as seven rebounds at Georgia Tech (1/3)
- Scored 20 points with eight boards against Florida State (1/7)
- Picked up third career double-double with 18 points, career-high 13 rebounds vs. Duke (1/15)
- Had double-double in OT win over Louisville with 18 points, 12 rebounds (1/24)
- Scored 16 points and grabbed nine rebounds in win over BC (2/24)

### 2017-18 GAME-BY-GAME

	GS	Min	FG	Pct	3FG	Pct	FT	Pct	O-D-T	Avg	PF	FO	A	TO	Blk	Stl	Pts	Avg
Gard-Webb	* 18	6-9	.667	0-0	.000	2-3	.667	2-6-8	8.0	1	0	2	3	2	1	14	14.0	
Navy	* 22	6-8	.750	0-0	.000	2-3	.667	3-7-10	9.0	2	0	1	1	1	1	14	14.0	
Florida A&M	* 24	4-6	.667	0-0	.000	2-2	1.000	1-4-5	7.7	1	0	0	1	1	2	10	12.7	
vs. La Salle	* 26	8-10	.800	0-1	.000	0-0	.000	2-5-7	7.5	3	0	0	1	1	0	16	13.5	
N. Florida	* 23	4-6	.667	0-0	.000	5-7	.714	1-5-6	7.2	2	0	0	3	0	0	13	13.4	
at Minnesota	* 27	10-16	.625	0-0	.000	3-5	.600	1-1-2	6.3	3	0	0	0	1	0	23	15.0	
vs. Princeton	* 15	3-7	.429	0-0	.000	3-4	.750	1-0-1	5.6	3	0	0	2	0	1	9	14.1	
Boston U.	* 20	2-4	.500	0-0	.000	2-4	.500	2-4-6	5.6	1	0	1	0	3	0	6	13.1	
at GW	* 31	7-12	.583	0-0	.000	1-2	.500	3-9-12	6.3	1	0	0	1	1	0	15	13.3	
at Hawai'i	* 31	7-10	.700	0-0	.000	2-2	1.000	1-5-6	6.3	2	0	0	1	2	1	16	13.6	
vs NMSU	* 27	4-6	.667	0-0	.000	2-4	.500	3-6-9	6.5	3	0	1	0	2	0	10	13.3	
vs MTSU	* 32	7-8	.875	0-0	.000	7-8	.875	0-3-3	6.3	2	0	0	0	1	0	21	13.9	
at Pitt	* 21	4-7	.571	0-0	.000	0-0	.000	2-5-7	6.3	0	0	0	1	1	1	8	13.5	
at Ga. Tech	* 32	4-7	.571	0-0	.000	5-6	.833	4-4-8	6.4	1	0	1	1	2	0	13	13.4	
FSU	* 34	8-12	.667	0-1	.000	4-7	.571	2-6-8	6.5	3	0	1	1	2	0	20	13.9	
at Clemson	* 30	4-9	.444	0-0	.000	2-3	.667	3-4-7	6.6	3	0	0	2	1	2	10	13.6	
Duke	* 32	8-16	.500	0-1	.000	2-3	.667	7-6-13	6.9	3	0	1	3	0	0	18	13.9	
at NC State	* 21	4-9	.444	0-0	.000	0-0	.000	0-2-2	6.7	3	0	0	1	1	1	8	13.6	
Louisville	* 35	7-10	.700	0-0	.000	4-5	.800	5-7-12	6.9	1	0	0	4	0	0	18	13.8	
at FSU	* 36	3-7	.429	0-0	.000	2-2	1.000	3-3-6	6.9	2	0	0	2	0	2	8	13.5	
Pittsburgh	* 30	4-7	.571	0-0	.000	3-4	.750	3-3-6	6.9	0	0	1	1	0	0	11	13.4	
at Va. Tech	* 20	0-5	.000	0-0	.000	3-4	.750	0-4-4	6.7	1	0	0	1	0	0	3	12.9	
Wake Forest	* 25	4-7	.571	0-0	.000	2-4	.500	3-7-10	6.9	2	0	0	2	2	1	10	12.8	
at BC	* 24	1-5	.200	0-0	.000	0-0	.000	1-3-4	6.8	3	0	0	2	1	0	2	12.3	
Virginia	* 16	0-1	.000	0-0	.000	0-0	.000	0-3-3	6.6	1	0	0	1	1	0	0	11.8	
Syracuse	* 29	3-6	.500	0-0	.000	1-2	.500	2-8-10	6.7	1	0	0	1	1	0	7	11.7	
at ND	* 25	3-7	.429	0-0	.000	1-2	.500	0-3-3	6.6	2	0	0	4	0	0	7	11.5	
BC	* 32	6-9	.667	0-0	.000	4-4	1.000	4-5-9	6.7	4	0	2	0	0	1	16	11.6	
at UNC																		
Va. Tech																		

### 2016-17

Opponent	P	R	A
WCU	13	7	1
at N. Florida	15	8	0
Penn	11	5	0
vs Stanford	3	3	0
vs Iowa State	5	6	0
vs Florida	10	6	1
Rutgers	14	7	0
vs Wofford	2	1	0
SC State	5	3	0
FAU	9	10	0
GW	2	1	0
Columbia	4	1	0
NC State	0	0	1
at Syracuse	6	3	1
Notre Dame	2	0	0
at Pittsburgh	4	3	0
at Wake Forest	9	8	0
at Duke	7	3	0
Boston Coll.	8	3	1
North Carolina	5	1	0
Florida State	7	1	0
at NC State	3	2	0
Virginia Tech	3	5	0
at Louisville	4	3	1
Georgia Tech	13	2	0
Clemson	6	1	0
at Virginia	1	1	0
Duke	2	1	0
at Va Tech	0	1	0
vs Florida St.	5	2	0
vs Syracuse	DNP		
vs UNC	1	1	0
vs Michigan St.	8	0	0

### SEASON/CAREER HIGHS

- Points**  
Season: 23 at Minnesota, 11/29/17  
Career: 23 at Minnesota, 11/29/17  
ACC: 20 Florida State, 1/7/18
- Rebounds**  
Season: 13 Duke, 1/15/18  
Career: 13 Duke, 1/15/18  
ACC: 13 Duke, 1/15/18
- Assists**  
Season: 2 3x, last vs. BC, 2/24/18  
Career: 2 3x, last vs. BC, 2/24/18  
ACC: 2 2x, last vs. BC, 2/24/18
- Steals**  
Season: 2 3x, last at Florida St., 1/27/18  
Career: 2 4x, last at Florida St., 1/27/18  
ACC: 2 2x, last at Florida St., 1/27/18
- Blocked Shots**  
Season: 3 2x, last vs. Boston U., 12/5/17  
Career: 3 2x, last vs. Boston U., 12/5/17  
ACC: 3 Virginia Tech, 2/8/17
- Field Goals**  
Season: 10 at Minnesota, 11/29/17  
Career: 10 at Minnesota, 11/29/17  
ACC: 8 2x, last vs. Duke, 1/15/18
- Field-Goal Attempts**  
Season: 16 2x, last vs. Duke, 1/15/18  
Career: 16 2x, last vs. Duke, 1/15/18  
ACC: 16 Duke, 1/15/18
- Free Throws**  
Season: 7 Middle Tennessee, 12/25/17  
Career: 7 Middle Tennessee, 12/25/17  
ACC: 5 2x, last at Georgia Tech, 1/3/18
- Free-Throw Attempts**  
Season: 8 Middle Tennessee, 12/25/17  
Career: 8 Middle Tennessee, 12/25/17  
ACC: 7 Florida State, 1/7/18
- 3-Point Field Goals**  
Season: -  
Career: -  
ACC: -
- 3-Point Field-Goal Attempts**  
Season: 1 3x, last vs. Duke, 1/15/18  
Career: 1 5x, last vs. Duke, 1/15/18  
ACC: 1 4x, last vs. Duke, 1/15/18
- Minutes**  
Season: 36 at Florida State, 1/27/18  
Career: 36 at Florida State, 1/27/18  
ACC: 36 at Florida State, 1/27/18

### CAREER DOUBLE-DOUBLES

- 15p, 12r at George Washington, 12/16/17
- 14p, 10r vs. Navy, 11/12/17
- 18p, 13r vs. Duke, 1/15/18
- 18p, 12r vs. Louisville, 1/24/18
- 10p, 10r vs. Wake Forest, 2/7/18

### CAREER STATISTICS

Season	GP	GS	Min.	Avg.	3-Point			Free Throws			Rebounds			Scoring											
					FG	FGA	Pct.	FT	FTA	Pct.	Off.	Def.	Tot.	Avg.	PF	FO	Ast.	TO	Blk	Stl	Pts.	Avg.			
2016-17	32	15	557	17.4	77	145	.531	0	2	.000	33	51	.647	45	54	99	3.1	61	0	6	30	25	13	187	5.8
2017-18	28	28	738	26.4	131	226	.580	0	3	.000	64	90	.711	59	128	187	6.7	54	0	13	38	27	14	326	11.6
<b>TOTAL</b>	<b>60</b>	<b>43</b>	<b>1295</b>	<b>21.6</b>	<b>208</b>	<b>371</b>	<b>.561</b>	<b>0</b>	<b>5</b>	<b>.000</b>	<b>97</b>	<b>141</b>	<b>.688</b>	<b>104</b>	<b>182</b>	<b>286</b>	<b>4.8</b>	<b>115</b>	<b>0</b>	<b>19</b>	<b>68</b>	<b>52</b>	<b>27</b>	<b>513</b>	<b>8.6</b>



# 15 EBUKA IZUNDU

Jr. • 6-10 • 235 • Center  
Charlotte, N.C. / Lagos, Nigeria  
Victory Christian Center

## 2017-18 HIGHLIGHTS

- Recorded first college double-double in season opener, scoring 14 points and grabbing career-high 10 boards
- Scored seven points and added a pair of blocks in win at Hawai'i (12/23)
- Scored four points, with five rebounds and two blocks at Pitt (12/30)
- Went 7-for-7 from field and scored 15 points in win at NC State (1/21)
- Scored six points and grabbed four boards at Boston College (2/10)
- Scored eight points and pulled down five rebounds in season-high 24 minutes against Virginia (2/13)
- Made first start of season at Notre Dame (2/19) and scored 14 points with eight boards (10 points in game's final 10 minutes); had key putback with 11 seconds remaining to seal game

## 2017-18 GAME-BY-GAME

	GS	Min	FG	Pct	3FG	Pct	FT	Pct	O-D-T	Avg	PF	FO	A	TO	Blk	Stl	Pts	Avg
Gard-Webb	22	6-7	.857	0-0	.000	2-4	.500	2-8-10	10.0	4	0	1	1	1	0	14	14.0	
Navy	19	5-6	.833	0-0	.000	2-3	.667	3-1-4	7.0	2	0	2	2	1	12	13.0		
Florida A&M	21	2-4	.500	0-0	.000	0-2	.000	4-2-6	6.7	0	0	1	3	0	4	10.0		
vs. La Salle	12	1-1	1.000	0-0	.000	1-1	1.000	1-1-2	5.5	4	0	0	2	0	1	3	8.3	
N. Florida	11	2-2	1.000	0-0	.000	1-2	.500	2-5-7	5.8	0	0	0	3	0	0	5	7.6	
at Minnesota	13	0-0	.000	0-0	.000	0-0	.000	2-1-3	5.3	3	0	1	1	2	0	0	6.3	
vs. Princeton	20	3-4	.750	0-0	.000	0-0	.000	2-2-4	5.1	3	0	0	1	0	0	6	6.3	
Boston U.	19	0-1	.000	0-0	.000	0-2	.000	3-2-5	5.1	4	0	0	1	0	1	0	5.5	
at GW	14	1-2	.500	0-0	.000	0-0	.000	3-0-3	4.9	1	0	0	0	1	1	2	5.1	
at Hawai'i	11	3-6	.500	0-0	.000	1-2	.500	2-1-3	4.7	1	0	0	0	2	0	7	5.3	
vs NMSU	17	2-4	.500	0-0	.000	0-0	.000	0-3-3	4.5	2	0	0	2	0	1	4	5.2	
vs MTSU	8	1-2	.500	0-0	.000	0-0	.000	1-1-2	4.3	3	0	0	2	0	0	2	4.9	
at Pitt	17	2-4	.500	0-0	.000	0-0	.000	2-3-5	4.4	1	0	1	0	2	0	4	4.8	
at Ga. Tech	6	0-0	.000	0-0	.000	0-0	.000	0-1-1	4.1	4	0	0	1	0	0	0	4.5	
FSU	14	2-3	.667	0-0	.000	0-0	.000	0-1-1	3.9	4	0	0	1	0	0	4	4.5	
at Clemson	13	0-0	.000	0-0	.000	0-2	.000	1-2-3	3.9	2	0	0	0	0	1	0	4.2	
Duke	12	1-4	.250	0-0	.000	0-0	.000	2-1-3	3.8	1	0	0	1	0	0	2	4.1	
at NC State	19	7-7	1.000	0-0	.000	1-2	.500	0-3-3	3.8	5	1	0	1	0	0	15	4.7	
Louisville	10	1-2	.500	0-0	.000	0-0	.000	0-1-1	3.6	2	0	0	1	0	0	2	4.5	
at FSU	9	1-1	1.000	0-0	.000	0-0	.000	0-0-0	3.5	3	0	0	0	1	0	2	4.4	
Pittsburgh	12	2-3	.667	0-0	.000	0-0	.000	2-2-4	3.5	1	0	0	0	1	0	4	4.4	
at Va. Tech	9	2-4	.500	0-0	.000	1-1	1.000	1-1-2	3.4	1	0	0	0	0	1	5	4.4	
Wake Forest	11	1-1	1.000	0-0	.000	1-2	.500	0-2-2	3.3	1	0	0	0	0	1	3	4.3	
at BC	13	3-3	1.000	0-0	.000	0-2	.000	3-1-4	3.4	3	0	0	1	0	0	6	4.4	
Virginia	24	4-6	.667	0-0	.000	0-0	.000	3-2-5	3.4	3	0	0	1	1	1	8	4.6	
Syracuse	12	1-1	1.000	0-0	.000	0-0	.000	1-1-2	3.4	0	0	0	0	0	1	2	4.5	
at ND	* 26	7-8	.875	0-0	.000	0-1	.000	4-4-8	3.6	4	0	0	0	2	3	14	4.8	
BC	* 15	2-3	.667	0-0	.000	0-0	.000	4-2-6	3.6	1	0	0	2	0	0	4	4.8	
at UNC																		
Va. Tech																		

	2016-17				2015-16			
Opponent	P	R	A	Opponent	P	R	A	
WCU	13	7	1	UTRGV	0	0	0	
at N. Florida	15	8	0	Louisiana	0	0	0	
vs Stanford	0	3	0	vs. Miss. St.	11	7	0	
vs Iowa State	0	3	0	vs. Utah	4	3	1	
vs Florida	0	0	0	Charlotte	0	0	1	
Rutgers	4	2	0	Florida	0	1	0	
vs Wofford	9	5	0	Charleston	1	0	0	
SC State	9	3	0	at La Salle	6	4	0	
FAU	2	2	0	at Clemson	0	0	0	
GW	12	4	0	Pittsburgh	2	0	0	
Columbia	6	3	1	at Florida St.	0	0	0	
NC State	3	7	0	Virginia Tech	0	0	0	
at Syracuse	0	2	0	at UNC	6	2	1	
Notre Dame	2	4	0	at Virginia Tech	2	0	0	
at Pittsburgh	2	2	0	vs. Villanova	0	2	0	
at Wake	6	5	0					
at Duke	0	2	1					
Boston College	0	2	0					
UNC	0	3	0					
Florida State	0	1	0					
at NC State	16	6	0					
Virginia Tech	8	1	1					
at Louisville	8	5	0					
Georgia Tech	2	3	0					
Clemson	12	2	1					
at Virginia	6	3	1					
Duke	3	5	0					
at Va. Tech	0	2	0					
vs Florida St.	0	2	0					
vs Syracuse	0	1	0					
vs UNC	2	2	0					
vs Michigan St.	5	3	0					

## SEASON/CAREER HIGHS

- Points**  
Season: 15 at NC State, 1/21/18  
Career: 16 at NC State, 2/4/17  
ACC: 16 at NC State, 2/4/17
- Rebounds**  
Season: 10 Gardner-Webb, 11/10/17  
Career: 10 Gardner-Webb, 11/10/17  
ACC: 7 NC State, 12/31/16
- Assists**  
Season: 2 Navy, 11/12/17  
Career: 2 Navy, 11/12/17  
ACC: 1 6x, last at Pitt, 12/30/17
- Steals**  
Season: 3 at Notre Dame, 2/19/18  
Career: 3 at Notre Dame, 2/19/18  
ACC: 3 at Notre Dame, 2/19/18
- Blocked Shots**  
Season: 3 Florida A&M, 11/16/17  
Career: 3 4x, last vs. Florida A&M, 11/16/17  
ACC: 3 Notre Dame, 1/12/17
- Field Goals**  
Season: 7 2x, last at Notre Dame, 2/19/18  
Career: 7 2x, last at Notre Dame, 2/19/18  
ACC: 7 2x, last at Notre Dame, 2/19/18
- Field-Goal Attempts**  
Season: 8 at Notre Dame, 2/19/18  
Career: 10 Clemson, 2/18/17  
ACC: 10 Clemson, 2/18/17
- Free Throws**  
Season: 2 2x, last vs. Navy, 11/12/17  
Career: 5 vs. Mississippi State, 11/19/15  
ACC: 4 2x, last at NC State, 2/4/17
- Free-Throw Attempts**  
Season: 4 Gardner-Webb, 11/10/17  
Career: 7 vs. Mississippi State, 11/19/15  
ACC: 6 at North Carolina, 2/20/16
- Minutes**  
Season: 26 at Notre Dame, 2/19/18  
Career: 27 at NC State, 2/4/17  
ACC: 27 at NC State, 2/4/17

## CAREER DOUBLE-DOUBLES

14p, 10r vs. Gardner-Webb, 11/10/17

CAREER STATISTICS										3-Point			Free Throws			Rebounds				Scoring					
Season	GP	GS	Min.	Avg.	FG	FGA	Pct.	FG	FGA	Pct.	FT	FTA	Pct.	Off.	Def.	Tot.	Avg.	PF	FO	Ast.	TO	Blk	Stl	Pts.	Avg.
2015-16	15	0	79	5.3	10	16	.625	0	0	.000	12	19	.632	13	6	19	1.3	17	0	3	5	3	2	32	2.1
2016-17	32	9	417	13.0	53	98	.541	0	0	.000	29	42	.690	47	50	97	3.0	75	2	6	27	25	7	135	4.2
2017-18	28	2	409	14.6	62	89	.697	0	0	.000	10	26	.385	48	54	102	3.6	63	1	5	25	18	13	134	4.8
<b>TOTAL</b>	<b>75</b>	<b>11</b>	<b>905</b>	<b>12.1</b>	<b>125</b>	<b>203</b>	<b>.616</b>	<b>0</b>	<b>0</b>	<b>.000</b>	<b>51</b>	<b>87</b>	<b>.586</b>	<b>108</b>	<b>110</b>	<b>218</b>	<b>2.9</b>	<b>155</b>	<b>3</b>	<b>14</b>	<b>57</b>	<b>46</b>	<b>22</b>	<b>301</b>	<b>4.0</b>







# 2 CHRIS LYKES

Fr. • 5-7 • 161 • Guard  
Mitchellville, Md.  
Gonzaga College HS

### 2017-18 HONORS

- ACC Rookie of the Week - Jan. 8

### 2017-18 HIGHLIGHTS

- Has hit at least one 3-pointer in 23 of 28 games, including two or more in 15 contests
- Averaging 11.4 points per game in ACC play (third on team)
- Scored in double figures in 10 ACC games, including six of last eight
- Averaged 13.1 points per game over last eight games
- Averaging 12.4 ppg in his seven starts
- Hit a 3-pointer and played 18 minutes in college debut against Gardner-Webb (11/10)
- Scored 13 points and dished out four assists in win over Florida A&M (11/16)
- Scored 10 points and added three steals in win at No. 12 Minnesota (11/29)
- Recorded 10 points (2-3 3FG) in ACC opener at Pitt (12/30)

- Scored eight points and handed out five assists at Georgia Tech (1/3)
- Recorded 18 points on 6-of-10 shooting in 25 minutes in win over Florida State (1/7)
- Named ACC Rookie of Week on Jan. 8 after GT/FSU performances
- Scored 13 points (3-5 3FG) at Clemson (1/13)
- Made first college start at NC State (1/21)
- Started and played season-high 33 minutes against Pitt, scoring 13 points and dishing out five assists (1/31)
- Scored 16 points at Boston College (2/10)
- Scored career-high 19 points (17 in second half) against Virginia (2/13)
- Scored 15 points, including 11 in the game's final four minutes, in comeback win over Boston College (2/24)

### 2017-18 GAME-BY-GAME

	GS	Min	FG	Pct	3FG	Pct	FT	Pct	O-D-T	Avg	PF	FO	A	TO	Blk	Stl	Pts	Avg	
Gardner-Webb	18	1-6	.167	1-5	.200	0-0	.000	0-1-1	1.0	3	0	1	4	0	1	3	3.0		
Navy	17	3-5	.600	2-2	1.000	0-0	.000	0-1-1	1.0	2	0	2	0	0	0	2	8	5.5	
Florida A&M	21	4-7	.571	3-6	.500	2-3	.667	0-1-1	1.0	2	0	4	1	0	1	13	8.0		
vs. La Salle	6	0-2	.000	0-0	.000	0-0	.000	0-1-1	1.0	2	0	0	1	0	0	0	6.0		
North Florida	19	4-9	.444	2-5	.400	0-1	.000	0-0-0	0.8	2	0	4	1	0	1	10	6.8		
at Minnesota	19	4-8	.500	2-6	.333	0-0	.000	0-1-1	0.8	3	0	0	1	0	3	10	7.3		
vs. Princeton	13	2-6	.333	1-3	.333	0-0	.000	0-1-1	0.9	2	0	2	1	0	1	5	7.0		
Boston University	20	3-5	.600	2-3	.667	0-0	.000	0-0-0	0.8	1	0	0	2	0	0	8	7.1		
at George Washington	12	1-5	.200	1-3	.333	0-0	.000	0-0-0	0.7	2	0	1	1	0	0	3	6.7		
at Hawai'i	19	3-7	.429	1-3	.333	0-0	.000	1-4-5	1.1	1	0	0	1	0	1	7	6.7		
vs New Mexico State	11	0-5	.000	0-4	.000	1-2	.500	0-1-1	1.1	2	0	0	2	0	0	1	6.2		
vs Middle Tennessee	17	3-5	.600	2-3	.667	0-0	.000	0-0-0	1.0	2	0	2	1	0	1	8	6.3		
at Pittsburgh	17	3-5	.600	2-3	.667	2-2	1.000	0-1-1	1.0	2	0	0	3	0	0	10	6.6		
at Georgia Tech	20	2-10	.200	2-8	.250	2-2	1.000	0-0-0	0.9	2	0	5	3	0	0	8	6.7		
Florida State	25	6-10	.600	2-4	.500	4-8	.500	1-0-1	0.9	3	0	2	1	0	1	18	7.5		
at Clemson	26	5-8	.625	3-5	.600	0-0	.000	0-1-1	0.9	1	0	1	3	0	1	13	7.8		
Duke	27	5-13	.385	1-6	.167	2-2	1.000	0-1-1	0.9	1	0	2	1	0	0	13	8.1		
at NC State	* 22	3-7	.429	0-2	.000	0-0	.000	0-2-2	1.0	1	0	5	2	1	1	6	8.0		
Louisville	20	2-6	.333	2-6	.333	3-5	.600	0-0-0	0.9	1	0	4	0	0	1	9	8.1		
at Florida State	13	0-4	.000	0-3	.000	0-0	.000	0-0-0	0.9	3	0	5	1	0	0	0	7.7		
Pittsburgh	* 33	3-10	.300	2-6	.333	5-8	.625	0-3-3	1.0	2	0	5	2	0	0	13	7.9		
at Virginia Tech	* 21	2-4	.500	1-3	.333	1-2	.500	0-2-2	1.0	2	0	0	4	0	0	6	7.8		
Wake Forest	* 31	3-8	.375	1-3	.333	6-7	.857	0-2-2	1.1	2	0	5	2	0	1	13	8.0		
at Boston College	* 30	5-11	.455	2-6	.333	4-5	.800	0-3-3	1.2	3	0	2	4	0	1	16	8.4		
Virginia	* 27	6-12	.500	3-7	.429	4-5	.800	0-1-1	1.2	4	0	1	2	0	0	19	8.8		
Syracuse	* 34	4-16	.250	2-10	.200	4-6	.667	0-0-0	1.1	1	0	4	1	0	0	14	9.0		
at Notre Dame	18	4-5	.800	0-1	.000	1-2	.500	0-1-1	1.1	1	0	1	0	0	1	9	9.0		
Boston College	20	4-9	.444	0-3	.000	7-7	1.000	0-0-0	1.1	4	0	3	2	0	1	15	9.2		
at North Carolina																			
Virginia Tech																			

### CAREER HIGHS

#### Points

Career: 19 Virginia, 2/13/18  
ACC: 19 Virginia, 2/13/18

#### Rebounds

Career: 5 at Hawai'i, 12/23/17  
ACC: 3 2x, last at BC, 2/10/18

#### Assists

Career: 5 5x, last vs. Wake Forest, 2/7/18  
ACC: 5 5x, last vs. Wake Forest, 2/7/18

#### Steals

Career: 3 at Minnesota, 11/29/17  
ACC: 1 8x, last vs. BC, 2/24/18

#### Blocked Shots

Career: 1 at NC State, 1/21/18  
ACC: 1 at NC State, 1/21/18

#### Field Goals

Career: 6 Virginia, 2/13/18  
ACC: 6 Virginia, 2/13/18

#### Field-Goal Attempts

Career: 16 Syracuse, 2/17/18  
ACC: 16 Syracuse, 2/17/18

#### Free Throws

Career: 7 Boston College, 2/24/18  
ACC: 7 Boston College, 2/24/18

#### Free-Throw Attempts

Career: 8 Florida State, 1/7/18  
ACC: 8 Florida State, 1/7/18

#### 3-Point Field Goals

Career: 3 3x, last vs. Virginia, 2/13/18  
ACC: 3 2x, last vs. Virginia, 2/13/18

#### 3-Point Field-Goal Attempts

Career: 10 Syracuse, 2/17/18  
ACC: 10 Syracuse, 2/17/18

#### Minutes

Career: 34 Syracuse, 2/17/18  
ACC: 34 Syracuse, 2/17/18

### CAREER STATISTICS

Season	GP	GS	Min.	Avg.	3-Point			Free Throws			Rebounds				Scoring										
					FG	FGA	Pct.	FT	FTA	Pct.	Off.	Def.	Tot.	Avg.	PF	FO	Ast.	TO	Blk	Stl	Pts.	Avg.			
2017-18	28	7	576	20.6	85	208	.409	40	119	.336	48	67	.716	2	28	30	1.1	57	0	61	47	1	19	258	9.2



# 14 RODNEY MILLER JR.

So. • 7-0 • 255 • Center  
Laurelton, N.Y.  
Oak Hill Academy

### 2017-18 HIGHLIGHTS

- Has played in 13 games off bench, including six in ACC play
- Scored four points in five minutes of action against Navy (11/12)
- Played season-high six minutes against Middle Tennessee (12/25)
- Scored two points and matched career high with three rebounds at Virginia Tech (2/3)

### 2017-18 GAME-BY-GAME

	GS	Min	FG	Pct	3FG	Pct	FT	Pct	O-D-T	Avg	PF	FO	A	TO	Blk	Stl	Pts	Avg
Gardner-Webb	4	0-1	.000	0-0	.000	0-1	.000	0-1-1	1.0	0	0	0	0	0	0	0	0	0.0
Navy	5	2-3	.667	0-0	.000	0-2	.000	0-0-0	0.5	1	0	0	0	0	0	0	4	2.0
Florida A&M	6	1-1	1.000	0-0	.000	0-0	.000	0-1-1	0.7	0	0	0	0	0	0	0	2	2.0
vs. La Salle	1	0-0	.000	0-0	.000	0-1	.000	0-0-0	0.5	0	0	0	0	0	0	0	0	1.5
North Florida	DNP																	
at Minnesota	DNP																	
vs. Princeton	3	1-1	1.000	0-0	.000	0-1	.000	0-0-0	0.4	0	0	0	0	0	0	0	2	1.6
Boston University	DNP																	
at George Washington	DNP																	
at Hawai'i	DNP																	
vs. New Mexico State	3	0-0	.000	0-0	.000	0-0	.000	0-1-1	0.5	1	0	0	1	0	0	0	0	1.3
vs Middle Tennessee	6	1-1	1.000	0-0	.000	0-0	.000	0-0-0	0.4	2	0	0	1	0	0	0	2	1.4
at Pittsburgh	3	0-2	.000	0-0	.000	0-0	.000	0-0-0	0.4	0	0	0	0	0	0	0	0	1.3
at Georgia Tech	1	0-0	.000	0-0	.000	0-0	.000	0-0-0	0.3	0	0	0	0	0	0	0	0	1.1
Florida State	DNP																	
at Clemson	DNP																	
Duke	DNP																	
at NC State	DNP																	
Louisville	DNP																	
at Florida State	DNP																	
Pittsburgh	DNP																	
at Virginia Tech	4	1-2	.500	0-0	.000	0-0	.000	2-1-3	0.6	1	0	0	1	1	0	2	1.2	
Wake Forest	3	0-0	.000	0-0	.000	1-2	.500	0-0-0	0.5	0	0	0	0	0	0	0	1	1.2
at Boston College	2	0-0	.000	0-0	.000	0-0	.000	0-0-0	0.5	0	0	0	0	0	0	0	0	1.1
Virginia	DNP																	
Syracuse	DNP																	
at Notre Dame	3	0-0	.000	0-0	.000	0-2	.000	0-0-0	0.5	1	0	0	0	0	0	0	0	1.0
Boston College	DNP																	
at North Carolina	DNP																	
Virginia Tech	DNP																	

### SEASON/CAREER HIGHS

#### Points

Season: 4 Navy, 11/12/17  
 Career: 5 Western Carolina, 11/11/16  
 ACC: 2 2x, last at Virginia Tech, 2/3/18

#### Rebounds

Season: 3 at Virginia Tech, 2/3/18  
 Career: 3 2x, last at Virginia Tech, 2/3/18  
 ACC: 3 at Virginia Tech, 2/3/18

#### Assists

Season: -  
 Career: -  
 ACC: -

#### Steals

Season: -  
 Career: -  
 ACC: -

#### Blocked Shots

Season: 1 at Virginia Tech, 2/3/18  
 Career: 1 at Virginia Tech, 2/3/18  
 ACC: 1 at Virginia Tech, 2/3/18

#### Field Goals

Season: 2 Navy, 11/12/17  
 Career: 2 at North Florida, 11/16/16  
 ACC: 1 2x last at Virginia Tech, 2/3/18

#### Field-Goal Attempts

Season: 3 Navy, 11/12/17  
 Career: 4 Western Carolina, 11/11/16  
 ACC: 3 vs. North Carolina, 3/9/17

#### Free Throws

Season: 1 Wake Forest, 2/7/18  
 Career: 3 Western Carolina, 11/11/16  
 ACC: 1 2x, last vs. Wake Forest, 2/7/18

#### Free-Throw Attempts

Season: 2 3x, last at Notre Dame, 2/19/18  
 Career: 6 Western Carolina, 11/11/16  
 ACC: 2 3x, last at Notre Dame, 2/19/18

#### 3-Point Field Goals

Season: -  
 Career: -  
 ACC: -

#### 3-Point Field-Goal Attempts

Season: -  
 Career: -  
 ACC: -

#### Minutes

Season: 6 2x, last vs. New Mexico State, 12/23/17  
 Career: 11 at North Florida, 11/16/16  
 ACC: 8 vs. North Carolina, 3/9/17

### 2016-17

Opponent	P	R	A
WCU	5	2	0
at North Florida	4	3	0
Penn	2	0	0
vs Florida	0	0	0
Rutgers	0	0	0
SC State	0	2	0
FAU	0	0	0
NC State	0	0	0
at Syracuse	0	0	0
at Pittsburgh	0	0	0
at Wake Forest	1	0	0
Florida State	0	0	0
at Louisville	0	0	0
vs North Carolina	2	1	0
vs Michigan St.	0	1	0

CAREER STATISTICS													3-Point			Free Throws			Rebounds				Scoring		
Season	GP	GS	Min.	Avg.	FG	FGA	Pct.	FG	FGA	Pct.	FT	FTA	Pct.	Off.	Def.	Tot.	Avg.	PF	FO	Ast.	TO	Blk	Stl	Pts.	Avg.
2016-17	15	0	57	3.8	5	11	.455	0	0	.000	4	9	.444	4	5	9	0.6	6	0	0	1	1	0	14	0.9
2017-18	13	0	44	3.4	6	11	.545	0	0	.000	1	9	.111	2	4	6	0.5	6	0	0	3	1	0	13	1.0
<b>TOTAL</b>	<b>28</b>	<b>0</b>	<b>101</b>	<b>3.6</b>	<b>11</b>	<b>22</b>	<b>.500</b>	<b>0</b>	<b>0</b>	<b>.000</b>	<b>5</b>	<b>18</b>	<b>.278</b>	<b>6</b>	<b>9</b>	<b>15</b>	<b>0.5</b>	<b>12</b>	<b>0</b>	<b>0</b>	<b>4</b>	<b>2</b>	<b>0</b>	<b>27</b>	<b>1.0</b>





# 5 MIKE ROBINSON

Sr. • 5-10 • 170 • Guard  
New Britain, Conn.  
New Britain HS

### 2017-18 HIGHLIGHTS


- Has played in five games
- Scored first field goal since 2015-16 season with his 3-pointer in season opener against Gardner-Webb (11/10)

### 2017-18 GAME-BY-GAME

Opponent	GS	Min	FG	Pct	3FG	Pct	FT	Pct	O-D-T	Avg	PF	FO	A	TO	Blk	Stl	Pts	Avg
Gardner-Webb	1	1-1	1.00	1-1	1.000	0-0	.000	0-0-0	0.0	0	0	0	0	0	0	0	3	3.0
Navy	3	0-0	.000	0-0	.000	0-0	.000	0-0-0	0.0	0	0	0	0	0	0	0	0	1.5
Florida A&M	2	0-0	.000	0-0	.000	0-0	.000	0-0-0	0.0	0	0	0	0	0	0	0	0	1.0
vs. La Salle	DNP																	
North Florida	1	0-0	.000	0-0	.000	0-0	.000	0-0-0	0.0	0	0	0	0	0	0	0	0	0.8
at Minnesota	DNP																	
vs. Princeton	3	0-1	.000	0-0	.000	0-0	.000	0-0-0	0.0	0	0	1	0	0	0	0	0	0.6
Boston University	DNP																	
at George Washington	DNP																	
at Hawai'i	DNP																	
vs. New Mexico State	DNP																	
vs. Middle Tennessee	DNP																	
at Pittsburgh	DNP																	
at Georgia Tech	DNP																	
Florida State	DNP																	
at Clemson	DNP																	
Duke	DNP																	
at NC State	DNP																	
Louisville	DNP																	
at Florida State	DNP																	
Pittsburgh	DNP																	
at Virginia Tech	DNP																	
Wake Forest	DNP																	
at Boston College	DNP																	
Virginia	DNP																	
Syracuse	DNP																	
at Notre Dame	DNP																	
Boston College	DNP																	
at North Carolina	DNP																	
Virginia Tech	DNP																	

### CAREER STATISTICS

Season	GP	GS	Min.	Avg.	FG	FGA	Pct.	3-Point			Free Throws			Rebounds				Scoring							
								FG	FGA	Pct.	FT	FTA	Pct.	Off.	Def.	Tot.	Avg.	PF	FO	Ast.	TO	Blk	Stl	Pts.	Avg.
2015-16	9	0	14	1.6	5	9	.556	4	7	.571	0	0	.000	0	1	1	0.1	3	0	0	0	0	0	14	1.6
2016-17	9	0	19	2.1	0	5	.000	0	4	.000	1	2	.500	1	0	1	0.1	2	0	0	1	0	1	1	0.1
2017-18	5	0	10	2.0	1	2	.500	1	1	1.000	0	0	.000	0	0	0	0.0	0	0	1	0	0	0	3	0.6
<b>TOTAL</b>	<b>23</b>	<b>0</b>	<b>43</b>	<b>1.9</b>	<b>6</b>	<b>16</b>	<b>.375</b>	<b>5</b>	<b>12</b>	<b>.417</b>	<b>1</b>	<b>2</b>	<b>.500</b>	<b>1</b>	<b>1</b>	<b>2</b>	<b>0.1</b>	<b>5</b>	<b>0</b>	<b>1</b>	<b>1</b>	<b>0</b>	<b>1</b>	<b>18</b>	<b>0.8</b>



# 35 CHRIS STOWELL

Sr. • 6-6 • 208 • Forward  
Exeter, N.H.  
Exeter

### 2017-18 HIGHLIGHTS


- Has played in five games
- Already has accepted job after graduation with Citi in New York City, working with Treasury and Trade Solutions
- Was named to Omicron Delta Kappa (ODK) National Leadership Society in Spring 2017

### 2017-18 GAME-BY-GAME

Opponent	GS	Min	FG	Pct	3FG	Pct	FT	Pct	O-D-T	Avg	PF	FO	A	TO	Blk	Stl	Pts	Avg
Gardner-Webb	1	0-0	.000	0-0	.000	0-0	.000	0-0-0	0.0	0	0	0	0	0	0	0	0	0.0
Navy	3	0-0	.000	0-0	.000	0-0	.000	0-0-0	0.0	0-1-1	0.5	0	0	0	0	0	0	0.0
Florida A&M	2	0-1	.000	0-1	.000	0-0	.000	0-0-0	0.3	0	0	0	0	0	0	0	0	0.0
vs. La Salle	DNP																	
North Florida	1	0-0	.000	0-0	.000	0-0	.000	0-0-0	0.3	0	0	0	0	0	0	0	0	0.0
at Minnesota	DNP																	
vs. Princeton	2	0-0	.000	0-0	.000	0-0	.000	0-0-0	0.2	0	0	0	0	0	0	0	0	0.0
Boston University	DNP																	
at George Washington	DNP																	
at Hawai'i	DNP																	
vs. New Mexico State	DNP																	
vs. Middle Tennessee	DNP																	
at Pittsburgh	DNP																	
at Georgia Tech	DNP																	
Florida State	DNP																	
at Clemson	DNP																	
Duke	DNP																	
at NC State	DNP																	
Louisville	DNP																	
at Florida State	DNP																	
Pittsburgh	DNP																	
at Virginia Tech	DNP																	
Wake Forest	DNP																	
at Boston College	DNP																	
Virginia	DNP																	
Syracuse	DNP																	
at Notre Dame	DNP																	
Boston College	DNP																	
at North Carolina	DNP																	
Virginia Tech	DNP																	

### CAREER STATISTICS

Season	GP	GS	Min.	Avg.	FG	FGA	Pct.	3-Point			Free Throws			Rebounds				Scoring							
								FG	FGA	Pct.	FT	FTA	Pct.	Off.	Def.	Tot.	Avg.	PF	FO	Ast.	TO	Blk	Stl	Pts.	Avg.
2014-15	4	0	6	1.5	0	1	.000	0	0	.000	0	0	.000	0	0	0	0.0	1	0	1	0	0	0	0	0.0
2015-16	9	0	13	1.4	0	1	.000	0	1	.000	0	0	.000	0	3	3	0.3	1	0	0	1	1	0	0	0.0
2016-17	6	0	10	1.7	0	1	.000	0	1	.000	0	0	.000	0	2	2	0.3	0	0	0	0	0	0	0	0.0
2017-18	5	0	9	1.8	0	1	.000	0	1	.000	0	0	.000	0	1	1	0.2	0	0	0	0	0	0	0	0.0
<b>TOTAL</b>	<b>24</b>	<b>0</b>	<b>38</b>	<b>1.6</b>	<b>0</b>	<b>4</b>	<b>.000</b>	<b>0</b>	<b>3</b>	<b>.000</b>	<b>0</b>	<b>0</b>	<b>.000</b>	<b>0</b>	<b>6</b>	<b>6</b>	<b>0.3</b>	<b>2</b>	<b>0</b>	<b>1</b>	<b>1</b>	<b>1</b>	<b>0</b>	<b>0</b>	<b>0.0</b>



# 1 DEJAN (DJ) VASILJEVIC

So. • 6-3 • 203 • Guard  
Melbourne, Australia  
Australian Institute of Sport

## 2017-18 HIGHLIGHTS

- Leads team in 3-point field goals (58)
- Has hit at least one 3-pointer in 25 of 28 games, including 17 games with two or more
- Hit 23-of-52 3-point attempts over last nine games (.442)
- Ranks 11th in ACC in 3-point FG pct. (.389)
- Made first college start in 2017-18 season opener against Gardner-Webb after coming off bench in all 33 games last year
- After tough shooting night in opener, bounced back to score 16 points against Navy and 15 against Florida A&M
- Hit 3-of-5 from 3-point range and scored 11 points in win at No. 12 Minnesota (11/29)
- Scored career-high 20 points and hit 5-of-7 3-pointers in win over Princeton (12/2)
- Recorded 15 points and hit 3-of-6 3-pointers in win over Boston U. (12/5)
- Averaged 11.3 points and 4.3 rebounds in three games at Diamond Head Classic
- Hit six 3-pointers (five in second half) and matched career high with 20 points at Florida State (1/27)
- Scored 14 points, including nine in the first 5:26, in win at Virginia Tech (2/3)
- Scored 17 points at BC, including 11 of Miami's first 16 points (2/10)

## SEASON/CAREER HIGHS

**Points**  
Season: 20 2x, last at Florida St., 1/27/18  
Career: 20 2x, last at Florida St., 1/27/18  
ACC: 20 at Florida State, 1/27/18

**Rebounds**  
Season: 6 at Boston College, 2/10/18  
Career: 6 at Boston College, 2/10/18  
ACC: 6 at Boston College, 2/10/18

**Assists**  
Season: 4 Florida State, 1/7/18  
Career: 4 Florida State, 1/7/18  
ACC: 4 Florida State, 1/7/18

**Steals**  
Season: 2 3x, last vs. Florida State, 1/7/18  
Career: 2 3x, last vs. Florida State, 1/7/18  
ACC: 2 2x, last vs. Florida State, 1/7/18

**Blocked Shots**  
Season: 1 2x, last vs. Boston U., 12/5/17  
Career: 1 3x, last vs. Boston U., 12/5/17  
ACC: -

**Field Goals**  
Season: 7 2x, last at Florida St., 1/27/18  
Career: 7 2x, last at Florida St., 1/27/18  
ACC: 7 at Florida State, 1/27/18

**Field-Goal Attempts**  
Season: 12 Gardner-Webb, 11/10/17  
Career: 13 vs. South Carolina State, 12/6/16  
ACC: 12 2x, last at BC, 2/10/18

**Free Throws**  
Season: 2 4x, last vs. MTSU, 12/25/17  
Career: 3 Rutgers, 11/30/16  
ACC: 2 2x, last at Virginia, 2/20/17

**Free-Throw Attempts**  
Season: 2 5x, last at Virginia Tech, 2/3/18  
Career: 3 Rutgers, 11/30/16  
ACC: 2 6x, last at Virginia Tech, 2/3/18

## 2017-18 GAME-BY-GAME

	GS	Min	FG	Pct	3FG	Pct	FT	Pct	O-D-T	Avg	PF	FO	A	TO	Blk	Stl	Pts	Avg	
Gard-Webb	*	30	2-12	.167	1-10	.100	2-2	1.000	0-2-2	2.0	1	0	0	0	0	7	7.0		
Navy	*	20	5-10	.500	4-8	.500	2-2	1.000	0-3-3	2.5	2	0	0	0	2	16	11.5		
Florida A&M	*	31	6-10	.600	3-6	.500	0-0	.000	0-4-4	3.0	2	0	2	0	1	15	12.7		
vs. La Salle	*	25	3-9	.333	2-4	.500	0-0	.000	1-0-1	2.5	0	0	0	1	0	8	11.5		
N. Florida	*	22	1-6	.167	0-4	.000	0-0	.000	0-2-2	2.4	0	0	0	0	0	2	9.6		
at Minnesota	*	18	4-6	.667	3-5	.600	0-0	.000	0-2-2	2.3	3	0	0	0	0	11	9.8		
vs. Princeton	*	29	7-9	.778	5-7	.714	1-1	1.000	0-3-3	2.4	4	0	1	1	0	20	11.3		
Boston U.	*	35	6-10	.600	3-6	.500	0-1	.000	0-5-5	2.8	2	0	0	1	1	15	11.8		
at GW	*	17	3-8	.375	2-6	.333	2-2	1.000	0-1-1	2.6	0	0	0	1	0	10	11.6		
at Hawai'i	*	27	2-7	.286	2-3	.667	0-0	.000	1-2-3	2.6	1	0	0	0	1	6	11.0		
vs NMSU	*	33	6-11	.545	2-6	.333	1-1	1.000	0-5-5	2.8	2	0	1	1	0	15	11.4		
vs MTSU	*	31	4-7	.571	3-6	.500	2-2	1.000	2-3-5	3.0	4	0	1	1	0	13	11.5		
at Pittsburgh	*	25	1-7	.143	1-5	.200	0-0	.000	1-1-2	2.9	3	0	0	0	2	3	10.8		
at Ga Tech	*	23	1-4	.250	1-4	.250	0-0	.000	0-1-1	2.8	1	0	0	2	0	0	3	10.3	
FSU	*	27	3-10	.300	1-6	.167	1-1	1.000	1-2-3	2.8	1	0	4	0	0	2	8	10.1	
at Clemson		10	0-2	.000	0-2	.000	0-0	.000	0-0-0	2.6	0	0	0	0	0	0	9.5		
Duke		6	0-3	.000	0-3	.000	0-0	.000	0-2-2	2.6	1	0	0	0	0	0	8.9		
at NC State		15	2-7	.286	2-6	.333	0-0	.000	0-4-4	2.7	0	0	0	0	0	6	8.8		
Louisville		6	0-1	.000	0-0	.000	0-0	.000	0-0-0	2.5	1	0	0	0	0	0	8.3		
at FSU		35	7-11	.636	6-10	.600	0-0	.000	1-1-2	2.5	2	0	0	0	0	20	8.9		
Pittsburgh	*	26	3-7	.429	2-5	.400	0-1	.000	2-1-3	2.5	1	0	0	0	0	1	8	8.9	
at Va Tech	*	31	5-9	.556	2-6	.333	2-2	1.000	0-1-1	2.5	1	0	0	1	0	0	14	9.1	
Wake Forest	*	19	3-7	.429	2-5	.400	1-1	1.000	2-3-5	2.6	3	0	1	1	0	0	9	9.1	
at BC	*	35	6-12	.500	5-10	.500	0-0	.000	1-5-6	2.7	2	0	0	1	0	0	17	9.4	
Virginia	*	27	2-8	.250	1-5	.200	0-0	.000	0-0-0	2.6	2	0	0	1	0	0	5	9.2	
Syracuse	*	25	2-6	.333	2-6	.333	0-0	.000	1-2-3	2.6	1	0	1	0	0	1	6	9.1	
at ND		5	1-1	1.000	1-1	1.000	0-0	.000	0-0-0	2.5	2	0	0	1	0	0	3	8.9	
BC		13	3-6	.500	2-4	.500	0-0	.000	0-2-2	2.5	3	0	1	0	0	0	8	8.9	
at UNC																			
Va Tech																			

2016-17		Opponent	P	R	A
		WCU	11	2	2
		at North Florida	13	1	0
		Penn	11	0	1
		vs Stanford	3	1	1
		vs Iowa State	5	0	0
		vs Florida	0	0	0
		Rutgers	3	1	1
		vs Wofford	6	2	0
		SC State	17	2	2
		FAU	2	2	0
		GW	6	3	0
		Columbia	3	1	1
		NC State	3	2	0
		at Syracuse	18	0	0
		Notre Dame	3	0	1
		at Pittsburgh	6	2	1
		at Wake Forest	3	0	0
		at Duke	0	1	0
		Boston College	3	1	0
		North Carolina	3	1	0
		Florida State	3	1	0
		at NC State	0	1	0
		Virginia Tech	5	1	0
		at Louisville	3	0	0
		Georgia Tech	13	2	1
		Clemson	5	3	1
		at Virginia	10	4	0
		Duke	0	2	0
		at Virginia Tech	9	1	0
		vs Florida State	9	3	0
		vs Syracuse	13	1	1
		vs North Carolina	6	1	1
		vs Michigan St.	2	2	1

CAREER STATISTICS														3-Point						Free Throws			Rebounds				Scoring		
Season	GP	GS	Min.	Avg.	FG	FGA	Pct.	FG	FGA	Pct.	FT	FTA	Pct.	Off.	Def.	Tot.	Avg.	PF	FO	Ast.	TO	Blk	Stl	Pts.	Avg.				
2016-17	33	0	577	17.5	65	182	.357	51	146	.349	16	20	.800	5	39	44	1.3	31	0	15	13	1	11	197	6.0				
2017-18	28	20	646	23.1	88	206	.427	58	149	.389	14	16	.875	13	57	70	2.5	45	0	12	13	2	12	248	8.9				
<b>TOTAL</b>	<b>61</b>	<b>20</b>	<b>1223</b>	<b>20.0</b>	<b>153</b>	<b>388</b>	<b>.394</b>	<b>109</b>	<b>295</b>	<b>.369</b>	<b>30</b>	<b>36</b>	<b>.833</b>	<b>18</b>	<b>96</b>	<b>114</b>	<b>1.9</b>	<b>76</b>	<b>0</b>	<b>27</b>	<b>26</b>	<b>3</b>	<b>23</b>	<b>445</b>	<b>7.3</b>				



# 21 SAM WAARDENBURG

R-Fr. • 6-10 • 217 • Forward  
Henderson, New Zealand  
Rangitoto College

### 2017-18 HIGHLIGHTS

- Has played in 17 games off bench, including 11 straight in ACC play
- Averaging 15.8 minutes per game in conference play
- Did not play in first three games of season (back)
- Made solid Miami debut with seven points and two rebounds in 12 minutes of action vs. La Salle (11/22)
- Scored nine points and added six rebounds against North Florida (11/25)
- Saw first action in ACC play in final minute of first half at NC State (1/21)
- Played 13 minutes off bench against Louisville and recorded career-high seven rebounds (1/24)
- Hit three straight 3-pointers in second half and scored career-high 12 points in win over Wake Forest (2/7)
- Nailed pair of 3-pointers and racked up three steals at BC (2/10)
- Played season-high 24 minutes and pulled down six rebounds in comeback win over BC (2/24)

### 2017-18 GAME-BY-GAME

	GS	Min	FG	Pct	3FG	Pct	FT	Pct	O-D-T	Avg	PF	FO	A	TO	Blk	Stl	Pts	Avg	
Gardner-Webb																			
Navy																			
Florida A&M																			
vs. La Salle	13	3-6	.500	1-1	1.000	0-0	.000	1-1-2	2.0	0	0	0	0	0	0	0	7	7.0	
North Florida	16	4-9	.444	1-2	.500	0-0	.000	4-2-6	4.0	3	0	1	1	1	1	1	9	8.0	
at Minnesota	10	0-2	.000	0-1	.000	0-0	.000	1-0-1	3.0	1	0	0	2	0	0	0	0	5.3	
vs. Princeton	8	0-2	.000	0-1	.000	0-0	.000	1-3-4	3.3	1	0	0	0	0	0	0	0	4.0	
Boston University	9	0-1	.000	0-1	.000	0-0	.000	2-0-2	3.0	0	0	0	1	0	0	0	0	3.2	
at George Washington																			
at Hawai'i																			
vs. New Mexico State	3	0-1	.000	0-0	.000	0-0	.000	0-0-0	2.5	0	0	0	1	0	0	0	0	2.7	
vs. Middle Tennessee																			
at Pittsburgh																			
at Georgia Tech																			
Florida State																			
at Clemson																			
Duke																			
at NC State	1	0-0	.000	0-0	.000	0-0	.000	0-0-0	2.1	0	0	0	0	0	1	0	0	2.3	
Louisville	13	0-1	.000	0-1	.000	0-0	.000	3-4-7	2.8	0	0	1	1	1	0	0	0	2.0	
at Florida State	12	2-2	1.000	1-1	1.000	0-0	.000	0-1-1	2.6	4	0	0	0	0	0	0	5	2.3	
Pittsburgh	15	1-3	.333	0-1	.000	2-2	1.000	3-1-4	2.7	1	0	1	2	0	0	4	2.5		
at Virginia Tech	21	1-1	1.000	1-1	1.000	0-0	.000	0-5-5	2.9	3	0	0	1	1	0	3	2.5		
Wake Forest	17	3-5	.600	3-4	.750	3-4	.750	0-3-3	2.9	0	0	1	0	0	1	12	3.3		
at Boston College	16	2-3	.667	2-3	.667	0-0	.000	0-0-0	2.7	0	0	0	0	0	3	6	3.5		
Virginia	21	2-3	.667	2-2	1.000	0-0	.000	0-0-0	2.5	1	0	0	1	0	1	6	3.7		
Syracuse	18	0-2	.000	0-2	.000	2-2	1.000	2-2-4	2.6	4	0	0	0	1	0	2	3.6		
at Notre Dame	17	2-5	.400	2-4	.500	0-0	.000	1-1-2	2.6	2	0	0	0	0	0	6	3.8		
Boston College	23	2-5	.400	0-2	.000	0-0	.000	3-3-6	2.8	2	0	1	0	0	0	4	3.8		
at North Carolina																			
Virginia Tech																			

### CAREER HIGHS

#### Points

Career: 12 Wake Forest, 2/7/18  
ACC: 12 Wake Forest, 2/7/18

#### Rebounds

Career: 7 Louisville, 1/24/18  
ACC: 7 Louisville, 1/24/18

#### Assists

Career: 1 4x, last vs. Wake Forest, 2/7/18  
ACC: 1 3x, last vs. Wake Forest, 2/7/18

#### Steals

Career: 3 at Boston College, 2/10/18  
ACC: 3 at Boston College, 2/10/18

#### Blocked Shots

Career: 1 4x, last vs. Syracuse, 2/17/18  
ACC: 1 3x, last vs. Syracuse, 2/17/18

#### Field Goals

Career: 4 North Florida, 11/25/17  
ACC: 3 Wake Forest, 2/7/18

#### Field-Goal Attempts

Career: 9 North Florida, 11/25/17  
ACC: 5 3x, last vs. BC, 2/24/18

#### Free Throws

Career: 3 Wake Forest, 2/7/18  
ACC: 3 Wake Forest, 2/7/18

#### Free-Throw Attempts

Career: 4 Wake Forest, 2/7/18  
ACC: 4 Wake Forest, 2/7/18

#### 3-Point Field Goals

Career: 3 Wake Forest, 2/7/18  
ACC: 3 Wake Forest, 2/7/18

#### 3-Point Field-Goal Attempts

Career: 4 2x, last at Notre Dame, 2/19/18  
ACC: 4 2x, last at Notre Dame, 2/19/18

#### Minutes

Career: 23 Boston College, 2/24/18  
ACC: 23 Boston College, 2/24/18

### CAREER STATISTICS

Season	GP	GS	Min.	Avg.	3-Point			Free Throws			Rebounds			Scoring											
					FG	FGA	Pct.	FT	FTA	Pct.	Off.	Def.	Tot.	Avg.	Pts.	Avg.									
2017-18	17	0	233	13.7	22	51	.431	13	27	.481	7	8	.875	21	26	47	2.8	22	0	5	10	4	7	64	3.8



# 4 LONNIE WALKER IV

Fr. • 6-5 • 204 • Guard  
Reading, Pa.  
Reading HS

### 2017-18 HONORS

- ACC Co-Rookie of the Week - Feb. 5
- ACC Co-Rookie of the Week - Jan. 29
- ACC Rookie of the Week - Dec. 11

### 2017-18 HIGHLIGHTS

- Ranks sixth among ACC freshmen in scoring (11.5 ppg), including fifth among rookies in ACC play (13.8)
- In ACC games only, he ranks 21st in conference in scoring
- Averaging 15.7 points and shooting 40.2 percent from 3-point range (37-92) and 83.8 percent (31-37) from free-throw line in his 14 starts this season
- Scored 10 points and added five assists in college debut (11/10)
- Left Florida A&M game in first half with left ankle injury (11/16)
- Scored five points in homecoming game in Reading, Pa., against La Salle (11/22)
- Recorded 12 points and five rebounds against Princeton (12/2)

- Made first start against Boston U. (12/5) and had big game, recording career highs in points (26) and rebounds (7); was 9-for-15 from field, including 5-for-7 from 3-point range
- Named ACC Rookie of Week after BU performance (12/11)
- Scored 13 points and grabbed five rebounds at GW (12/16)
- Left Middle Tennessee game in first half with injury (held out in second half for precautionary reasons)
- Scored 16 points and pulled down seven rebounds at Clemson (1/13)
- Hit 5-of-8 3-pointers and scored 19 points with four steals against Duke (1/15)
- Scored 25 points, including game-tying layup with four seconds left in regulation, in OT win over Louisville (1/24)
- Recorded 23 points at Florida State (1/27)

- Named ACC Rookie of Week for second time after UofL/FSU performances (1/29)
- Scored 14 points, including eight in the final 3:22, in win at Virginia Tech (2/3)
- Led team with 19 points and three blocks in win over Wake Forest (2/7)
- Scored 19 points – 11 in first half including buzzer-beating 3-pointer – in win at Notre Dame (2/19)
- Hit go-ahead 3-pointer with 2.4 seconds remaining in comeback win over Boston College (2/24); scored 14 points in the game

### CAREER HIGHS

#### Points

Career: 26 Boston University, 12/5/17  
ACC: 25 Louisville, 1/24/18

#### Rebounds

Career: 7 2x, last at Clemson, 1/13/18  
ACC: 7 at Clemson, 1/13/18

#### Assists

Career: 5 2x, last at Florida St, 1/27/18  
ACC: 5 at Florida State, 1/27/18

#### Steals

Career: 4 Duke, 1/15/18  
ACC: 4 Duke, 1/15/18

#### Blocked Shots

Career: 3 Wake Forest, 2/7/18  
ACC: 3 Wake Forest, 2/7/18

#### Field Goals

Career: 9 2x, last vs. Louisville, 1/24/18  
ACC: 9 Louisville, 1/24/18

#### Field-Goal Attempts

Career: 18 Louisville, 1/24/18  
ACC: 18 Louisville, 1/24/18

#### Free Throws

Career: 6 2x, last vs. Wake, 2/7/18  
ACC: 6 2x, last vs. Wake, 2/7/18

#### Free-Throw Attempts

Career: 7 Wake Forest, 2/7/18  
ACC: 7 Wake Forest, 2/7/18

#### 3-Point Field Goals

Career: 5 3x, last at Notre Dame, 2/19/18  
ACC: 5 2x, last at Notre Dame, 2/19/18

#### 3-Point Field-Goal Attempts

Career: 9 Louisville, 1/24/18  
ACC: 9 Louisville, 1/24/18

#### Minutes

Career: 41 at Florida State, 1/27/18  
ACC: 41 at Florida State, 1/27/18

### 2017-18 GAME-BY-GAME

	GS	Min	FG	Pct	3FG	Pct	FT	Pct	O-D-T	Avg	PF	FO	A	TO	Blk	Stl	Pts	Avg
Gardner-Webb	25	4-5	.800	2-3	.667	0-0	.000	1-1-2	2.0	0	0	5	2	0	0	10	10.0	
Navy	24	3-7	.429	1-5	.200	1-1	1.000	0-2-2	2.0	0	0	1	0	1	1	8	9.0	
Florida A&M	10	2-4	.500	1-2	.500	0-0	.000	0-2-2	2.0	0	0	0	0	0	0	1	5	7.7
vs. La Salle	27	2-8	.250	0-4	.000	1-2	.500	1-1-2	2.0	0	0	2	0	0	2	5	7.0	
North Florida	22	2-5	.400	0-1	.000	3-4	.750	0-1-1	1.8	3	0	1	0	0	1	7	7.0	
at Minnesota	19	2-8	.250	1-5	.200	1-2	.500	0-2-2	1.8	1	0	1	0	0	1	6	6.8	
vs. Princeton	20	4-7	.571	3-4	.750	1-2	.500	0-5-5	2.3	0	0	1	2	1	0	12	7.6	
Boston University	* 28	9-15	.600	5-7	.714	3-3	1.000	0-7-7	2.9	2	0	2	4	0	0	26	9.9	
at George Washington	27	6-14	.429	1-7	.143	0-2	.000	2-3-5	3.1	3	0	3	1	1	1	13	10.2	
at Hawai'i	22	3-5	.600	1-3	.333	1-1	1.000	0-1-1	2.9	1	0	1	2	0	2	8	10.0	
vs New Mexico State	18	0-5	.000	0-1	.000	2-3	.667	2-2-4	3.0	3	0	0	0	0	0	2	9.3	
vs Middle Tennessee	5	0-1	.000	0-1	.000	0-0	.000	0-0-0	2.8	0	0	0	1	0	0	0	8.5	
at Pittsburgh	29	2-7	.286	0-2	.000	4-4	1.000	0-0-0	2.5	1	0	1	1	1	1	8	8.5	
at Georgia Tech	23	3-8	.375	0-3	.000	0-1	.000	0-5-5	2.7	2	0	0	2	1	2	6	8.3	
Florida State	* 15	2-5	.400	1-3	.333	0-0	.000	0-0-0	2.5	1	0	0	3	0	1	5	8.1	
at Clemson	* 29	6-16	.375	1-6	.167	3-5	.600	3-4-7	2.8	2	0	1	0	1	1	16	8.6	
Duke	* 33	6-17	.353	5-8	.625	2-2	1.000	0-2-2	2.8	2	0	2	0	0	4	19	9.2	
at NC State	30	4-7	.571	2-4	.500	2-2	1.000	1-1-2	2.7	2	0	1	0	0	2	12	9.3	
Louisville	* 40	9-18	.500	4-9	.444	3-3	1.000	0-4-4	2.8	3	0	3	1	1	2	25	10.2	
at Florida State	* 41	8-15	.533	4-8	.500	3-4	.750	1-3-4	2.9	5	1	5	1	1	0	23	10.8	
Pittsburgh	* 37	4-10	.400	2-8	.250	6-6	1.000	0-5-5	3.0	1	0	3	2	0	0	16	11.0	
at Virginia Tech	* 34	5-15	.333	3-8	.375	1-2	.500	1-2-3	3.0	3	0	3	1	2	2	14	11.2	
Wake Forest	* 36	5-11	.455	3-7	.429	6-7	.857	1-2-3	3.0	2	0	4	2	3	0	19	11.5	
at Boston College	* 20	2-9	.222	0-5	.000	2-2	1.000	0-0-0	2.8	4	0	2	1	0	1	6	11.3	
Virginia	* 31	2-8	.250	0-4	.000	2-2	1.000	0-0-0	2.7	0	0	2	3	0	0	6	11.1	
Syracuse	* 34	5-12	.417	2-7	.286	0-0	.000	0-0-0	2.6	5	1	2	1	0	0	12	11.1	
at Notre Dame	* 38	7-14	.500	5-7	.714	0-0	.000	0-3-3	2.6	0	0	4	0	0	1	19	11.4	
Boston College	* 34	6-14	.429	2-5	.400	0-1	.000	0-3-3	2.6	1	0	4	3	1	0	14	11.5	
at North Carolina																		
Virginia Tech																		

### CAREER STATISTICS

Season	GP	GS	Min.	Avg.	3-Point			Free Throws			Rebounds			Scoring											
					FG	FGA	Pct.	FT	FTA	Pct.	Off.	Def.	Tot.	Avg.	PF	FO	Ast.	TO	Blk	Stl	Pts.	Avg.			
2017-18	28	14	751	26.8	113	270	.419	49	137	.358	47	61	.770	13	61	74	2.6	47	2	54	33	14	26	322	11.5



# 2017-18 MIAMI BASKETBALL ROSTER

## NUMERICAL ROSTER

No.	Name	Yr.	Pos.	Ht.	Wt.	Hometown/Previous School
0	Ja'Quan Newton	Sr.	G	6-3	191	Philadelphia, Pa. / Neumann-Goretti HS
1	Dejan Vasiljevic	So.	G	6-3	203	Melbourne, Australia / Australian Institute of Sport
2	Chris Lykes	Fr.	G	5-7	161	Mitchellville, Md. / Gonzaga College HS
3	Anthony Lawrence II	Jr.	G	6-7	210	St. Petersburg, Fla. / Lakewood Senior HS
4	Lonnie Walker IV	Fr.	G	6-5	204	Reading, Pa. / Reading HS
5	Mike Robinson	Sr.	G	5-10	170	New Britain, Conn. / New Britain HS
10	Miles Wilson^	So.	G	6-5	198	Baltimore, Md. / Mount St. Mary's
11	Bruce Brown Jr.	So.	G	6-5	205	Boston, Mass. / Vermont Academy
14	Rodney Miller Jr.	So.	C	7-0	255	Laurelton, N.Y. / Oak Hill Academy
15	Ebuka Izundu	Jr.	C	6-10	235	Charlotte, N.C. / Victory Christian Center / Nigeria
20	Dewan Huell	So.	F	6-11	236	Miami, Fla. / Miami Norland HS
21	Sam Waardenburg	R-Fr.	F	6-10	217	Henderson, New Zealand / Rangitoto College
22	Deng Gak#	Fr.	F	6-10	195	Sydney, Australia / Blair Academy (N.J.)
35	Chris Stowell	Sr.	F	6-6	208	Exeter, N.H. / Tilton School (N.H.) / Exeter HS

## ALPHABETICAL ROSTER

No.	Name	Yr.	Pos.	Ht.	Wt.	Hometown/Previous School
11	Bruce Brown Jr.	So.	G	6-5	205	Boston, Mass. / Vermont Academy
22	Deng Gak#	Fr.	F	6-10	195	Sydney, Australia / Blair Academy (N.J.)
20	Dewan Huell	So.	F	6-11	236	Miami, Fla. / Miami Norland HS
15	Ebuka Izundu	Jr.	C	6-10	235	Charlotte, N.C. / Victory Christian Center / Nigeria
3	Anthony Lawrence II	Jr.	G	6-7	210	St. Petersburg, Fla. / Lakewood Senior HS
2	Chris Lykes	Fr.	G	5-7	161	Mitchellville, Md. / Gonzaga College HS
14	Rodney Miller Jr.	So.	C	7-0	255	Laurelton, N.Y. / Oak Hill Academy
0	Ja'Quan Newton	Sr.	G	6-3	191	Philadelphia, Pa. / Neumann-Goretti HS
5	Mike Robinson	Sr.	G	5-10	170	New Britain, Conn. / New Britain HS
35	Chris Stowell	Sr.	F	6-6	208	Exeter, N.H. / Tilton School (N.H.) / Exeter HS
1	Dejan Vasiljevic	So.	G	6-3	203	Melbourne, Australia / Australian Institute of Sport
21	Sam Waardenburg	R-Fr.	F	6-10	217	Henderson, New Zealand / Rangitoto College
4	Lonnie Walker IV	Fr.	G	6-5	204	Reading, Pa. / Reading HS
10	Miles Wilson^	So.	G	6-5	198	Baltimore, Md. / Mount St. Mary's

^ sitting out 2017-18 season per NCAA transfer regulations

# redshirting 2017-18 season

**Head Coach:** Jim Larrañaga, Providence '71, seventh season

**Associate Head Coach:** Chris Caputo, Westfield State (Mass.) '02, seventh season

**Assistant Coach:** Jamal Brunt, Randolph-Macon '03, third season

**Assistant Coach:** Adam Fisher, Penn State '06, '09, third season

**Director of Operations:** Lamont Franklin, UNC Wilmington '97, first season

**Strength & Conditioning Coach:** Steve Felde, Concordia University (Wis.) '03

**Associate Athletic Trainer:** Javier Jimenez, Temple '06

**Associate Director of Operations:** Jeff Dyer, Delaware '14

**Player Development Assistant:** Chaiison Allen, Northeastern '11

## PRONUNCIATION GUIDE

Dewan Huell	.....	Duh-WAHN HUE-ull
Ebuka Izundu	.....	ee-BOO-kuh ee-ZOON-du
Ja'Quan Newton	.....	Juh-QUAN
Chris Stowell	.....	Stole
Dejan Vasiljevic	.....	DAY-on Vass-EE-luh-vitch
HC Jim Larrañaga	.....	LARE-uh-NAY-guh
AC Chris Caputo	.....	Cuh-POO-toe
SC Steve Felde	.....	FELL-dee
AT Javier Jimenez	.....	Hah-VEE-air Him-EN-ez

## CLASS BREAKDOWN

### FRESHMEN (4)

Deng Gak  
Chris Lykes  
Sam Waardenburg\*  
Lonnie Walker IV  
\* - Redshirt

### SOPHOMORES (5)

Bruce Brown Jr.  
Dewan Huell  
Rodney Miller Jr.  
Dejan "DJ" Vasiljevic  
Miles Wilson

### JUNIORS (2)

Ebuka Izundu  
Anthony Lawrence II

### SENIORS (3)

Ja'Quan Newton  
Mike Robinson  
Chris Stowell

## GEOGRAPHIC BREAKDOWN

### UNITED STATES

**Connecticut**  
Mike Robinson

### Florida

Dewan Huell  
Anthony Lawrence II

### Maryland

Chris Lykes  
Miles Wilson

### Massachusetts

Bruce Brown Jr.

### New Hampshire

Chris Stowell

### New York

Rodney Miller Jr.

### Pennsylvania

Ja'Quan Newton  
Lonnie Walker IV

## INTERNATIONAL

### Australia

Dejan Vasiljevic  
Deng Gak

### New Zealand

Sam Waardenburg

### Nigeria

Ebuka Izundu





# TV/RADIO ROSTER



**0 JA'QUAN NEWTON**  
Senior • G • 6-3 • 191  
Philadelphia, Pa.



**1 DEJAN (DJ) VASILJEVIC**  
Soph. • G • 6-3 • 203  
Melbourne, Australia



**2 CHRIS LYKES**  
Freshman • G • 5-7 • 161  
Mitchellville, Md.




**3 ANTHONY LAWRENCE II**  
Junior • G • 6-7 • 210  
St. Petersburg, Fla.



**4 LONNIE WALKER IV**  
Freshman • G • 6-4 • 204  
Reading, Pa.



**5 MIKE ROBINSON**  
Senior • G • 5-10 •  
New Britain, Conn.



**10 MILES WILSON**  
Soph. • G • 6-5 • 198  
Baltimore, Md.




**11 BRUCE BROWN JR.**  
Soph. • G • 6-5 • 205  
Boston, Mass.



**14 RODNEY MILLER JR.**  
Soph. • C • 7-0 • 255  
Laurelton, N.Y.



**15 EBUKA IZUNDU**  
Junior • C • 6-10 • 235  
Charlotte, N.C.




**20 DEWAN HUELL**  
Soph. • C • 6-11 • 236  
Miami, Fla.



**21 SAM WAARDENBURG**  
R-Freshman • F • 6-10 • 217  
Henderson, New Zealand



**22 DENG GAK**  
Freshman • F • 6-10 • 195  
Sydney, Australia



**35 CHRIS STOWELL**  
Senior • F • 6-6 • 208  
Exeter, N.H.




**JIM LARRAÑAGA**  
Head Coach



**CHRIS CAPUTO**  
Associate Head Coach



**JAMAL BRUNT**  
Assistant Coach



**ADAM FISHER**  
Assistant Coach