



NATIONAL CHAMPIONS 1983, 1987, 1989, 1991, 2001

Sports Media Relations/Contacts: Mark Pray, Kerwin Lonzo-Main Football Contact (klonzo@miami.edu), Rob Dunning
Sports Media Relations, University of Miami, 5821 San Amaro Drive, Coral Gables, FL 33146
(305) 284-3244, (305) 284-2807 FAX, www.hurricanesports.com

MIAMI (8-3, 5-3 ACC Coastal)

Date	Opponent	(TV)	Time/Result
Sept. 7	at (18/19) Florida State*	ESPN	W, 38-34
Sept. 17	(14/13) GEORGIA TECH*	ESPN	W, 33-17
Sept. 26	at (11/12) Virginia Tech*	ABC/ESPN	L, 7-31
Oct. 3	(8/8) OKLAHOMA	ABC	W, 21-20
Oct. 10	FLORIDA A&M	ESPN360.com	W, 48-16
Oct. 17	at UCF	CBS CS	W, 27-7
Oct. 24	CLEMSON*	ABC/ESPN	L, 37-40 (OT)
Oct. 31	at Wake Forest*	ABC/ESPN2	W, 28-27
Nov. 7	VIRGINIA*	Raycom	W, 52-17
Nov. 14	at North Carolina*	ABC/ESPN	L, 24-33
Nov. 21	DUKE*	ESPNU	W, 34-16
Nov. 28	at USF	ABC/ESPN	3:30 p.m.

*ACC game; all times Eastern; Coaches poll rankings second ()

USF (7-3, 3-3 BIG EAST)

Date	Opponent	Time/Result
Sept. 5	WOFFORD	W, 40-7
Sept. 12	at Western Kentucky	W, 35-13
Sept. 19	CHARLESTON SOUTHERN	W, 59-0
Sept. 26	at Florida State	W, 17-7
Oct. 3	at Syracuse*	W, 34-20
Oct. 15	CINCINNATI*	L, 17-34
Oct. 24	at PITT*	L, 14-41
Oct. 30	WEST VIRGINIA*	W, 30-19
Nov. 12	at Rutgers*	L, 0-31
Nov. 21	LOUISVILLE*	W, 34-22
Nov. 28	MIAMI	3:30 p.m.
Dec. 5	at UConn*	8 p.m.

*BIG EAST game; all times Eastern; Coaches poll rankings ()

2009 STATISTICAL COMPARISON

Offense	USF	Miami
Scoring	280	349
Points per game	28.0	31.7
First Downs	178	239
Rush-pass-pen	88-79-11	81-150-8
Total offense	3774	4549
Average per play	6.0	6.0
Average per game	377.4	413.5
Rushing yards	1697	1493
Yards per rush	4.4	3.8
Yards per game	169.7	135.7
Passing yards	2077	3056
Pass att.-cmp.-int.	240-137-11	364-219-17
Yards per attempt	8.7	8.4
Yards per completion	15.2	14.0
Yards per game	207.7	277.8
Completion pct.	57.1	60.2
Defense		
Total points allowed	194	258
Points per game	19.4	23.5
First downs allowed	174	196
Rush-pass-pen	72-87-15	77-99-20
Total offense allowed	3192	3635
Yards per game	319.2	330.5
Rushing yards allowed	1286	1277
Yards per carry	3.8	3.5
Yards per game	128.6	116.1
Passing yards allowed	1906	2358
Pass att.-cmp.-int.	309-172-12	338-183-7
Yards per attempt	6.2	7.0
Yards per completion	11.1	12.9
Yards per game	190.6	214.4



GAME 12



17 MIAMI HURRICANES

Ranking
No. 19 (AP); No. 21 (Coaches);
No. 17 (BCS); No. 21 (Harris)

Last Game
Nov. 21 - 34-16 home win over Duke

Head Coach
Randy Shannon (3rd Season)

Shannon's Career Record:
20-16 (3 seasons)

vs. USF
First Meeting

2009 STATISTICAL LEADERS

Rushing-Att.-Yds-TDs
G. Cooper - 113-583-3

Passing- C-A-I-Yds-TDs

J. Harris - 215-356-17-3,003 -21

Receiving-C-Yds-TDs

L. Hankerson - 42-752-5

Tackles-UA-A-Tot

C. McCarthy - 47-36-83

USF BULLS

Ranking
N/A

Last Game
Nov. 21 - 34-22 win vs. Louisville

Head Coach
Jim Leavitt (13th season at USF)

Leavitt's Career Record:
94-55 at USF (13th season)

vs. Miami
0-1 overall
0-1 in Miami

2009 STATISTICAL LEADERS

Rushing-Att.-Yds-TDs
B.J. Daniels - 131-671-6

Passing- C-A-I-Yds-TDs

B.J. Daniels - 91-173-8-1,529-11

Receiving-C-Yds-TDs

C. Mitchell - 29-542-4

Tackles-UA-A-Tot

K. Wilson - 37-54-91

GAME 12 INFORMATION

Date: Saturday, Nov. 28, 2009
Location: Raymond James Stadium
(Tiftway Bermuda 419), (65,857) in Tampa, Fla.
Kickoff: 3:30 p.m. (ET)

TELEVISION - ABC (mirror broadcast on ESPN)

Mike Patrick (play-by-play)
Craig James (color)
Webcast - ESPN360.com
Tape Delay Telecast - CSS
Mon., Nov. 30 at 7 p.m.; Thurs. Dec. 3 at Noon

LOCAL RADIO - 560 WQAM, 1450 ESPN DEPORTES

560 WQAM
Joe Zagacki (play-by-play)
Don Bailey Jr. (color analyst)
Fans can also listen online at www.wqam.com

1450 ESPN Deportes En Español

Joe Pujala (play-by-play)
Joe Martinez (color analyst)

WEBSITES

Miami (www.hurricanesports.com)
USF (www.gousfbulls.com)

No. 17 MIAMI WRAPS UP REGULAR SEASON AT USF

► No. 17 (BCS) Miami hits the road for its regular season finale Saturday as the Hurricanes head to Tampa to face the USF Bulls. The game will be televised by ABC with a mirror broadcast on ESPN for those markets not receiving the game locally on ABC.

► Miami finished off its home schedule with a 34-16 win over Duke on Senior Day which saw the Hurricanes score 21 points in the fourth quarter to rally for the win. Miami racked up 496 yards of total offense against the Blue Devils, which was the seventh time this season Miami has gone over 400 yards in a game and fourth time in the last five games. Miami is on pace to finish with 5,000 yards of total offense this season, which would make the 2009 Hurricanes the eighth team in school history to accomplish the feat. UM needs just 819 yards in the next two games (bowl game included) to gain the second-most yards of total offense in a single-season, behind the 5,367 put up by the 1984 Hurricanes. The 2003 Hurricanes were the last to put up 5,000 yards in a season.

► Sophomore quarterback Jacory Harris earned ACC Offensive Back of the Week honors Monday for the fourth time this season after throwing for 300 yards for the fourth time in 2009 and third time in the last four games. He completed 25-of-43 passes for 348 yards and two TD passes in the 34-16 win over Duke. On the year, Harris has passed for 3,003 yards with 21 touchdowns, 17 interceptions and is completing 60.4 percent of his passes.

► Heading into Saturday's game against USF, Harris ranks 29th nationally in passing efficiency (141.2). Against Duke, he became the first Miami QB since Ken Dorsey in 2002 to top the 3,000-yard mark and the seventh UM quarterback to accomplish the feat in a single-season.

► Miami receiver Leonard Hankerson hauled in a career-high eight catches for 143 yards, including a 44-yard touchdown reception. Hankerson continued his streak of being the only Hurricane to have a catch in all 11 games this season. He currently leads the team with 42 receptions for 752 yards and four touchdowns. His 752 receiving yards are the most since Andre Johnson had 1,092 yards in 2002.

► Travis Benjamin has 447 receiving yards on 25 receptions and four TD catches while LaRon Byrd has 28 receptions for 403 yards and a touchdown. Tight end Jimmy Graham had career-highs in catches (5) and receiving yards (73) against Duke. He leads the Canes with five touchdown catches this season and has 14 catches for 183 yards.

► Colin McCarthy leads the team with 83 tackles (47 solo, 36 assisted) and has 8.0 tackles for loss. Middle line-backer Darryl Sharpton earned ACC Defensive Lineman of the Week honors after picking up a career-high 12 tackles including a career-best 11 solo stops. He intercepted his first career pass and returned it 73 yards for a TD. He ranks second with 79 tackles.

► Kicker/punter Matt Boshier leads the team with 83 points (13 field goals, 44 PAT's). On the year, Boshier ranks second in the ACC in punting (42.5) and fourth in field goal percentage (86.7).

COVERING THE HURRICANES

For the North Carolina game, players are available up to the end of practice on Wednesday. Interviews with players and coaches must be arranged at least 24 hours in advance. Practices are open to the media from the start through stretch. Head coach Randy Shannon will address the media following each practice.

ACC Teleconference Call - Wed. Sept. 30 - (Contact UM Media Relations for the phone number)

10:30 a.m.	Frank Spaziani, Boston College
10:40 a.m.	Dabo Swinney, Clemson
10:50 a.m.	Bobby Bowden, Florida State
11:00 a.m.	David Cutcliffe, Duke
11:10 a.m.	Paul Johnson, Georgia Tech
11:20 a.m.	Ralph Friedgen, Maryland
11:30 a.m.	Randy Shannon, Miami
11:40 a.m.	Butch Davis, North Carolina
11:50 a.m.	Tom O'Brien, NC State
12:00 a.m.	Al Groh, Virginia
12:10 a.m.	Frank Beamer, Virginia Tech
12:20 a.m.	Jim Grobe, Wake Forest

MIAMI FOOTBALL MEDIA RELATIONS

Mark Pray	Assistant AD/Communications
Kerwin Lonzo	Associate SID/Football Contact
Rob Dunning	Assistant SID
Phone	(305) 284-3244
Fax	(305) 284-2807

COACHES SHOW

UM's coaches show, "Hurricane Game Day With Randy Shannon" airs twice weekly on CSS, at 5:30 p.m. Thursdays and 10 a.m. Saturdays. The show is hosted by Joe Zagacki and Don Bailey Jr. and features Hurricanes players as coach Shannon's guests.

HURRICANE HOTLINE

Hurricane Hotline is a weekly two-hour show hosted by Joe Zagacki and Don Bailey, Jr. that airs from 7-9 p.m. Thursday nights during the season from The Sports Exchange (45 Miracle Mile, Coral Gables, Fla. 33134; Phone: 305-774-1222). Hurricane Hotline features interviews with UM head football coach Randy Shannon, players, coaches and other UM personnel as well as other featured guests. Fans are encouraged to listen on 560 WQAM or view the show in-person at The Sports Exchange.

The MIAMI-USF SERIES

- ▶ Saturday's meeting will be just the second all-time between Miami and USF, with the Hurricanes coming away with a 27-7 victory on Oct. 1, 2005 at the Orange Bowl.
- ▶ The Hurricanes have never played at Raymond James Stadium. The last time Miami played in Tampa, the 'Canes defeated the University of Tampa, 28-26, on Sept. 28, 1974.

A 'CANES WIN OVER THE BULLS WOULD...

- ▶ Secure a nine-win regular season - the first since 2005.
- ▶ Give Miami a 4-2 record on the road this year
- ▶ Give Randy Shannon a two-win improvement for the second straight year (5-7 in his first season and 7-6 last year)

The COACHES

- ▶ Randy Shannon is in his third season as Miami's head coach and owns an overall record of 20-16. Jim Leavitt is in his 13th season at USF and has a career record of 94-55.

Scouting THE BULLS

- ▶ USF enters Saturday's contest with an overall record of 7-3. After opening the season 5-0, the Bulls lost three of their next four games before defeating Louisville, 34-22, this past weekend in Tampa. USF has wins over then-No. 18 FSU and No. 20 West Virginia, with losses against No. 8 Cincinnati, at No. 19 Pitt and at Rutgers two weeks back.
- ▶ Freshman quarterback B.J. Daniels has passed for 1,529 yards and rushed for team-high 671 yards in 10 games. Daniels, who took over the quarterback duties after veteran Matt Grothe went down with an injury early in the season, has passed for 11 touchdowns, thrown eight interceptions and rushed for six scores. Carlton Mitchell is his top target in the passing game, leading the team in catches (29) and receiving yards (542) while tying for the team-lead with four receiving touchdowns despite having only played in eight games. Moise Plancher carries the load in the running game with 102 carries for 461 yards and five touchdowns.
- ▶ The Bulls are led defensively by linebacker Kion Wilson, who ranks 34th nationally with a 9.1 tackle per game average. His 91 total tackles this year are 27 more than any other USF defender as safety Nate Allen's 64 rank second on the team. Jason Pierre-Paul (33 total tackles) leads the defense in sacks (4.5) at tackles for a loss (12.5) while Wilson and George Selvie have 8.5 and 8.0 tackles for a loss respectively. Allen leads the secondary with four interceptions while cornerback Jerome Murphy has pulled in three.
- ▶ Punter Delbert Alvarado averages 41.7 yards per punt while kicker Eric Schwartz has hit on 8-of-12 field goals, with a long of 50 yards. In the return game, Dontavia Bogan averages 20.2 yards on kickoffs while Faron Hornes averages 4.9 yards on 13 punt returns.

'Canes OWN RARE DISTINCTION

- ▶ Miami is one of just nine FBS teams that ranks in the nation's Top 35 in both total offense and total defense.
- ▶ The 'Canes rank 33rd in total defense (330.45) and 34th in total offense (413.55) this season under first-year coordinators Mark Whipple (offense) and John Lovett (defense).
- ▶ Miami is joined by Alabama, Florida, Texas, TCU, Boise State, Oregon, Arizona and Oklahoma as the nine teams nationally that boast similar success on both sides of the ball.

Berry BURSTS ONTO THE SCENE


- ▶ Junior running back Damien Berry saw his first action at running back against Florida A&M on Oct. 10, running for 162 yards and a touchdown on just 14 carries.
- ▶ Little did anyone know it was the beginning of an impressive streak of performances from the Belle Glade native who was a converted safety who had spent the majority of his collegiate career on special teams.
- ▶ In seven games at running back this year, Berry has 473 yards rushing on 77 carries (a team-best 6.1 yards per carry).
- ▶ He leads the Hurricanes with eight touchdowns, scoring at least one touchdown in every game he played offense - including two in Miami's 52-17 win over Virginia on Nov. 7.
- ▶ He has averaged 67.6 rushing yards per game since the FAMU game, which would rank him sixth in the ACC in rushing yards per game.

THIS WEEK IN MIAMI FOOTBALL (practice times subject to change)

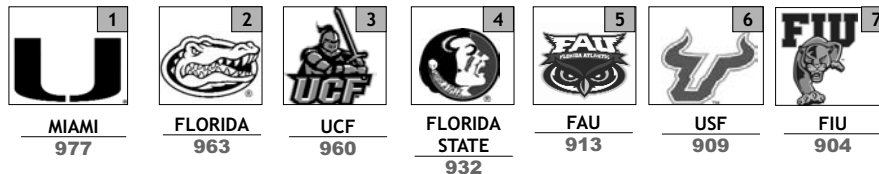
NOVEMBER 2009

Monday	Tuesday	Wednesday	Thursday	Friday	Saturday	Sunday
23	24	25	26	27	28	29
PLAYERS DAY OFF	11:45 a.m.- 1:15 p.m. Weekly Press Conference 3 p.m. - PRACTICE	5:45 a.m. - PRACTICE Players and coaches available after 10:30 a.m. - ACC Coaches Teleconference	9 a.m. - PRACTICE Coach Shannon available after	WALK THRU No Media Availability	Miami at USF 3:30 p.m. (ABC/ESPN)	GAME RECAP with Randy Shannon 3 p.m. Conference Call

'Canes IN THE FOOTBALL ACADEMIC PROGRESS REPORT SCORES



► Miami's APR score in 2009 ranked 7th nationally with a score of 977. The score was the highest among all Florida institutions and second highest in the Atlantic Coast Conference.



► Miami's APR score in 2009 ranked 7th nationally with a score of 977. The score was the highest among all Florida institutions and second highest in the Atlantic Coast Conference.

'Canes IN THE CLASS ROOM

- Of the 20 seniors on this year's squad, eight have already earned degrees, while the remaining 12 are all on course to graduate either in December of 2009 or May of 2010.
- The eight players that have already earned degrees include: Jake Byrne (Finance), Joe Joseph (Sports Administration), Eric Moncur (Bachelor of Liberal Arts), Matt Perrelli (Marketing and Management), Matt Piphon (Biology), Darryl Sharpton (Finance), A.J. Trump (Management and Organization), Jimmy Graham (Management and Marketing).
- Last season, Miami had 13 early graduates, which were the most in the nation.
- Four graduates on the 2009 roster are currently pursuing their master's degrees: Joe Joseph (Master's of Liberal Arts), Jimmy Graham (Master's of Liberal of Arts), Matt Perrelli (Sports Administration) and Jake Byrne (Master's of Business Administration).



'Number OF PLAYERS WHO HAVE OBTAINED UNDERGRADUATE DEGREES ON 2009 ROSTERS

► Miami ranks fifth nationally in the number of players with degrees on 2009 rosters.



'Canes IN THE COMMUNITY

- Miami launched one of the biggest community outreach projects by a major college football team this past summer when the Hurricanes spent Saturdays with kids under the age of 12 in Miami-Dade, Broward and Palm Beach Counties in the month of July.
- The entire team split up into groups of approximately 15-20 players that visited area youth football programs and interacted with some of the team's youngest fans.
- "South Florida is our home," explained Head Coach Randy Shannon. "This is a way for our players to give back to the community and it allows the football program and the athletic department to say thanks as well."
- The outreach events focused on football and life skills and lasted approximately 45 minutes at each site.

2009 HURRICANES RADIO NETWORK

Miami football games can be heard throughout the state of Florida on the Hurricane Sports Network, anchored by WQAM (560 AM). The games are also broadcast in Spanish on 1450 ESPN Deportes (1450 AM).

FLAGSHIP STATIONS

Miami/Fort Lauderdale	WQAM (560 AM)
Miami/Fort Lauderdale	ESPN Deportes (1450 AM)
University of Miami	WVUM (90.5 FM)

AFFILIATES

Miami/Ft. Lauderdale	WQAM (560)
Daytona	WPUL (1590)
Ft. Myers	WWCN (770)
Jupiter	ESPN (760)
Key West	WKWF (1600)
Live Oak	WLVO (106.1)
Marathon	WFFG (1300)
Melbourne	WIXC (1060)
Orlando	WAMT (1190)
Stuart	WSTU (1450)
Tampa	WMGG (1470)
Titusville	WIXC (1060)
West Palm Beach	ESPN (760)

MIAMI MEDIA POLICIES

Releases Available Via E-Mail

Media members interested in receiving Miami football releases via e-mail should send requests to Football SID Kerwin Lonzo at klonzo@miami.edu.

GAME DAY PRESS POLICIES

Only working press will be admitted to the Land Shark Stadium press box. Seats will be issued according to the following criteria:

1. State newspapers by circulation, wire services, national publications, newspapers from opponent's area, and student newspapers from UM and opponent's schools.
2. Other daily newspapers, with preference to those that regularly cover UM.
3. Radio and television personnel not broadcasting, but considered reporting.
4. Non-daily newspapers, with preference to those which regularly cover UM.
5. Scouts. Freelance and/or non-daily writers may be asked to produce copies of actual publications in which their work has appeared. In some cases, these materials will be required as verification of the writers' status.

CONFERENCE ROAD GAME CREDENTIALS

Writers covering UM on a regular basis can make all requests for conference road credentials with Mark Pray (mpray@miami.edu) or through the media relations department of the home team.

NON-CONFERENCE ROAD GAME CREDENTIALS

Writers covering UM on a regular basis may make requests for non-conference road credentials with the UM Sports Information Office. Credential requests are faxed to the opponent school by Monday two weeks prior to the contest.

Right BETWEEN THE NUMBERS

- ▶ Miami became bowl eligible with its win at Wake Forest on Oct. 31. Last season, the 'Canes went to their 23rd bowl game in the last 26 years with an Emerald Bowl appearance against Cal in San Francisco.
- ▶ Miami jumped three spots in the BSC rankings this week from No. 20 to No. 17. The 'Canes are the fourth-highest ranked three-loss team, behind No. 14 Virginia Tech, No. 15 LSU and No. 16 Oregon State.
- ▶ At least one former Hurricane has scored a touchdown in the last 116 weeks in the National Football League dating back to Week 15 of the 2002 season.
- ▶ Junior linebacker Colin McCarthy is averaging nine tackles per game over the last five contests.
- ▶ In the national rankings, UM is 18th in passing offense (277.82), 21st in tackles for loss (7.00), 24th in scoring offense (31.73), 30th in pass efficiency (141.33) and 30th in rushing defense (116.09).
- ▶ The Hurricanes get stronger as the game moves on, out-scoring their opponents 205-127 after halftime. Miami is out-scoring its opponents 101-70 in the third quarter and 101-51 in the fourth.
- ▶ Junior running back Damien Berry leads the 'Canes in yards per carry (6.1) and touchdowns (8), having scored at least one TD in each of Miami's last seven games.
- ▶ Jacory Harris leads the ACC in passing yards (3,003) and is tied for second with 21 touchdown passes.
- ▶ Sophomore CB Brandon Harris leads the ACC and is among the national leaders in passes broken up (13) and passes defensed (14).
- ▶ In recording a career-high 152 yards rushing in Miami's win over Virginia, junior Graig Cooper became just the eighth player in school history to rush for 2,000 yards in a career. He currently ranks seventh with 2,106 career rushing yards.
- ▶ UM's 12 scheduled opponents this season had a combined record of 93-61 (.604) last season, with eight of the 12 opponents having won at least eight games. All three of Miami losses this year came against teams currently ranked.
- ▶ Four UM receivers stand at 6-3 or taller: Leonard Hankerson and Aldarius Johnson are 6-3, LaRon Byrd is 6-4 and Tommy Streeter is 6-5. Miami's top three tight ends are all 6-4 or taller, including Jimmy Graham who stands at 6-8.
- ▶ Seventeen different players have caught a pass this season for the University of Miami while 10 of those 17 have double-digit catches. Leonard Hankerson leads the team with 42 receptions, while LaRon Byrd (29), Travis Benjamin (28), Dedrick Epps (17), Graig Cooper (17), Aldarius Johnson (15), Jimmy Graham (14), Thearon Collier (13), Mike James (13) and Javarris James (10) all have double-digit catches.
- ▶ The 35-point margin of victory against Uva was Miami's biggest in an ACC game since beating Duke 52-7 in 2005.
- ▶ UM is 76-22 in the month of November since 1984.
- ▶ The UM football team currently consists of 53 freshmen and sophomores and only 38 juniors and seniors.
- ▶ No position on the UM roster is as young as the receiver position, where junior Leonard Hankerson is the lone upperclassmen. Behind Hankerson, the next seven receivers are all in just their second year in the program.
- ▶ After playing 21 true freshmen in last season's season-opener, UM played just five in the 2009 opener in Tallahassee.
- ▶ A year after Travis Benjamin collected 274 all-purpose yards against FSU, Graig Cooper nearly matched the impressive feat in tallying 232 yards against the 'Noles in Tallahassee in the season opener. Cooper reached the 200 all-purpose yard mark against against Virginia, tallying 203 against the Cavaliers.

**ASSOCIATED PRESS TOP 25
Nov. 22, 2009**

No	Team	Record	Pts.
1	Florida (36)	11-0	1463
2	Alabama (13)	11-0	1428
3	Texas (11)	11-0	1425
4	TCU	11-0	1309
5	Cincinnati	10-0	1245
6	Boise State	11-0	1218
7	Georgia Tech	10-1	1138
8	Pittsburgh	9-1	1041
9	Ohio State	10-2	1016
10	Oregon	9-2	983
11	Oklahoma State	9-2	793
12	Penn State	10-2	773
13	Iowa	10-2	776
14	Virginia Tech	8-3	675
15	Clemson	8-3	609
16	Oregon State	8-3	541
17	LSU	8-3	409
18	BYU	9-2	399
19	MIAMI	8-3	347
20	Mississippi	8-3	333
21	California	8-3	263
22	Utah	9-2	249
23	North Carolina	8-3	237
24	USC	7-3	225
25	Houston	9-2	199

ARV: Stanford 169, Nebraska 126, Wisconsin 40, Temple 32, Navy 24, Texas Tech 11, West Virginia 3, Northwestern 3, Nevada 2, Auburn 2, Kentucky 2, Arizona 1, Central Michigan 1

**USA TODAY COACHES' TOP 25
Nov. 22, 2009**

No	Team	Record	Pts.
1	Florida (47)	11-0	1459
2	Texas (4)	11-0	1398
3	Alabama (8)	11-0	1388
4	TCU	11-0	1279
5	Cincinnati	10-0	1224
6	Boise State	11-0	1181
7	Georgia Tech	10-1	1125
8	Ohio State	10-2	1031
9	Pittsburgh	9-1	1021
10	Oregon	9-2	941
11	Penn State	10-2	843
12	Oklahoma State	9-2	815
13	Iowa	10-2	714
14	Virginia Tech	8-3	656
15	BYU	9-2	510
16	Clemson	8-3	467
17	LSU	8-3	463
18	Oregon State	8-3	450
19	Utah	9-2	318
20	Houston	9-2	305
21	MIAMI	8-3	266
22	USC	7-3	261
23	Nebraska	8-3	191
24	North Carolina	8-3	191
25	Mississippi	8-3	165

ARV (10 or more): Cal 149, Wisconsin 123, Stanford 58, Navy 50, West Virginia 30, Central Michigan 27, Arkansas 17, Temple 17, Arizona 15, Northwestern 13, Texas Tech 12, Nevada 12

**BCS STANDINGS
Nov. 22, 2009**

No	Team	Record	Avg.
1	Florida	11-0	.9664
2	Alabama	11-0	.9614
3	Texas	11-0	.9263
4	TCU	11-0	.8699
5	Cincinnati	10-0	.8591
6	Boise State	11-0	.7834
7	Georgia Tech	10-1	.7756
8	Oregon	9-2	.6724
9	Pittsburgh	9-1	.6638
10	Ohio State	10-2	.6523
11	Iowa	10-2	.5245
12	Oklahoma State	9-2	.5134
13	Penn State	10-2	.4992
14	Virginia Tech	8-3	.4748
15	LSU	8-3	.3650
16	Oregon State	8-3	.3140
17	MIAMI	8-3	.2777
18	Clemson	8-3	.2631
19	BYU	9-2	.2623
20	USC	7-3	.2589
21	Utah	9-2	.2353
22	California	8-3	.2033
23	Houston	9-2	.1461
24	North Carolina	8-3	.1150
25	California	7-3	.0935

Miami MOVES UP TO 17 IN BCS

- ▶ The Hurricanes picked up their eighth win of the season this past weekend against Duke and moved up three spots to No. 17 in this week's Bowl Championship Series rankings.
- ▶ Miami currently has an average of .2777, right behind LSU (.3650) and Oregon State (.3140) and just ahead of Clemson (.2631) and BYU (.2623).
- ▶ Four of Miami's 2009 opponents are currently ranked in the BCS Top 25, with Georgia Tech at No. 7, Virginia Tech at No. 14, Clemson at No. 15 and North Carolina at No. 24.

	Avg.	Harris	Coach	Comp	
1. Florida	11-0	.9664	1	1	2
2. Alabama	11-0	.9614	3	3	1
3. Texas	11-0	.9263	2	2	4
4. TCU	11-0	.8699	4	4	5
5. Cincinnati	10-0	.8591	5	5	3
6. Boise St.	11-0	.7834	6	6	7
7. Georgia Tech	10-1	.7756	7	7	6
8. Oregon	9-2	.6724	10	10	7
9. Pittsburgh	9-1	.6638	9	9	9
10. Ohio State	10-2	.6523	8	8	11
11. Iowa	10-2	.5245	13	13	10
12. Oklahoma St.	9-2	.5134	12	12	14
13. Penn State	10-2	.4992	11	11	18
14. Virginia Tech	8-3	.4127	14	14	11
15. LSU	8-3	.4036	16	17	13
16. Oregon State	8-3	.3583	18	18	18
17. MIAMI	8-3	.3406	21	21	14
18. Clemson	8-3	.2714	17	16	22
19. BYU	9-2	.2487	15	15	23
20. USC	7-3	.1936	22	22	16
21. Utah	9-2	.1910	19	19	21
22. California	8-3	.1874	23	26	17
23. Houston	9-2	.1829	20	20	27
24. North Carolina	8-3	.1150	26	24	20
25. Mississippi	8-3	.0935	25	25	24

Skill POSITION DEPTH IS NATION'S BEST

- ▶ This year's University of Miami team is arguably the deepest team in the country at the running back and wide receiver positions.
- ▶ As of Nov. 23, Miami is the only team at the FBS level that has four 400-yard rushers (Javarris James, Graig Cooper and Damien Berry) and six 200-yard receivers (Leonard Hankerson, Travis Benjamin, LaRon Byrd, Aldarius Johnson, Thearon Collier and Dedrick Epps).

Rushing Leaders

Graig Cooper	583
Damien Berry	473
Javarris James	454

Receiving Leaders

Leonard Hankerson	752
Travis Benjamin	490
LaRon Byrd	420
Aldarius Johnson	257
Thearon Collier	209
Dedrick Epps	209

Note: Jimmy Graham needs just 17 more yards to become the seventh 'Cane to reach 200 yards receiving this year.

- ▶ In addition to being the only team with three 400-yard rushers and six 200-yard receivers, Miami is also the only FBS school that boasts three 400-yard rushers and three 400-yard receivers.

NFL U

- ▶ Seven former University of Miami football players were named to the Pro Bowl last season, easily the highest representation for any school in the nation.
- ▶ This year, a number of 'Canes rank among the NFL's elite statistically.
 - ▶ Reggie Wayne (Colts) leads in the NFL in receiving yards (968) and is tied for second in receiving TDs (8)
 - ▶ Andre Johnson (Texans) ranks third in the league in receiving yards (878) and is tied for 14th in receiving TDs (5)
 - ▶ Greg Olsen (Bears) is tied for eighth in the league with six receiving touchdowns and is 58th in receiving yards (461)
 - ▶ Frank Gore (49ers) ranks 11th in the league in rushing yards per game (76.2) and is tied for eighth in total TDs (8)
 - ▶ Clinton Portis (Redskins) is 20th in the league in rushing yards per games (61.8)
 - ▶ Willis McGahee (Ravens) is tied for 14th in the league with seven touchdowns
 - ▶ Kellen Winslow (Bucs) is tied for 47th in the NFL in receiving yards (483) and is tied for 14th with five receiving TDs
 - ▶ Jeremy Shockey (Saints) is 53rd in the NFL in receiving yards (461)
 - ▶ Devin Hester (Bears) is 26th in the league in receiving yards (614)
 - ▶ Santana Moss (Redskins) is 35th in the league in receiving yards (546)
 - ▶ Ray Lewis (Ravens) is tied for eighth in the league in total tackles (83)
 - ▶ Jon Beason (Panthers) is tied for 13th in the NFL in total tackles (79)
 - ▶ D.J. Williams (Broncos) is tied for 13th in the league in total tackles (79)
 - ▶ Jonathan Vilma (Saints) is tied for 29th in the league in total tackles (68)
 - ▶ Antrel Rolle (Cardinals) is tied for eighth in the league with four interceptions
 - ▶ Brandon Meriweather (Patriots) is tied for 15th in the league with three interceptions
- ▶ For more updates on Hurricanes in the NFL, see page 17.

Reloading UNDER SHANNON

- ▶ Since taking over the helm of the University of Miami football program in 2007, the Hurricanes have improved every year under head coach Randy Shannon.
- ▶ After the 'Canes went 9-3 in 2005 and 7-6 in 2006 in Larry Coker's final two seasons at Miami, the 'Canes finished the 2007 with a 5-7 mark in Shannon's first year.
- ▶ In his second year at the helm in 2007, Miami improved by two games, going 7-5 in the regular season before a loss to Cal in the Emerald Bowl.
- ▶ Miami has improved yet again this year, already surpassing last year's win total with two games remaining.
- ▶ The 'Canes have also shown steady improvement in ACC play under Shannon, going 2-6 in 2007, 4-4 in 2008 and 5-3 in 2009.
- ▶ Miami's eight wins this season are the most by a UM team since the 2005 squad finished 9-3. If Miami is able to win its final two games, the 'Canes will finish with double-digit wins for the first time since 2003.

ACC BOWL LINEUP

► Here is a list of the Atlantic Coast Conference's tie-ins for this upcoming bowl season:

Meineke Car Care Bowl (ACC vs. BIG EAST)

Saturday, Dec. 26, 4:30 p.m., ESPN
Bank of America Stadium (73,367)
Charlotte, N.C.

Emerald Bowl (ACC vs. Pac-10)

Saturday, Dec. 26, 8 p.m., ESPN
AT&T Park (40,184)
San Francisco, Calif.

Gaylord Hotels Music City Bowl (ACC vs. SEC)

Wednesday, Dec. 27, 8:15 p.m., ESPN
LP Field (67,000)
Nashville, Tenn.

Eagle Bank Bowl (ACC vs. Army/C-USA)

Tuesday, Dec. 29, 4:30 p.m., ESPN
RFK Stadium (45,000)
Washington, D.C.

Champs Sports Bowl (ACC vs. Big Ten)

Tuesday, Dec. 29, 8 p.m., ESPN
Florida Citrus Bowl (65,438)
Orlando, Fla.

Chick-fil-A Bowl (ACC vs. SEC)

Thursday, Dec. 31, 7:30 p.m., ESPN
Georgia Dome (71,851)
Atlanta, Ga.

Konica Minolta Gator Bowl

(ACC vs. BIG EAST/Big 12/Notre Dame)
Thursday, Jan. 1, 1 p.m., CBS
Jacksonville Municipal Stadium (73,000)
Jacksonville, Fla.

FedEx Orange Bowl (ACC vs. BCS)

Tuesday, Jan. 5, 8 p.m., FOX
Land Shark Stadium (72,230)
Miami Gardens, Fla.

GMAC Bowl (ACC vs. WAC)

Wednesday, Jan. 6, 7 p.m. (ESPN)
Ladd-Peebles Stadium (40, 646)
Mobile, Ala.

**Citi BCS National Championship Game
BCS No. 1 vs. BCS No. 2**

Thursday, Jan. 7, 8 p.m., ABC
The Rose (91,000)
Pasadena, Calif.

After the BCS makes its selections, the selection order is as follows:

1. Chick-fil-A Bowl
2. Konica Minolta Gator Bowl
3. Champs Sports Bowl
- 4-6. Gaylord Hotels Music City Bowl
 Meineke Car Care Bowl
 Emerald Bowl
7. EagleBank Bowl
8. GMAC Bowl

Harris AND SHARPTON HONORED BY THE ACC

► Sophomore quarterback Jacory Harris and middle linebacker Darryl Sharpton have been selected Atlantic Coast Conference football players of the week announced Monday by the ACC. It is Harris' fourth of the season and seventh of his career while Sharpton garnered the honor for the first time this season.

► Harris had the top performance by an offensive back after completing 25-of-43 passes for 348 yards and two touchdowns in No. 20 Miami's 34-16 win against visiting Duke. Harris' 348 passing yards gave him four 300-yard passing games this season, including three in his last four games.

► Sharpton was named ACC Defensive Lineman of the Week. The senior from Coral Gables, Fla., ended his last home game with a career-high 12 tackles, including a career-best 11 solo stops and two tackles for loss in the Hurricanes' win over Duke. Sharpton's performance included his first career interception, which he returned for a 73-yard touchdown. He is second among Hurricanes and ninth in the ACC with 79 tackles this season including seven for loss.

► For other national and ACC recognitions, turn to page 19 of the notes.

Quick STRIKE 'CANES

► The Hurricanes have posted 18 scoring drives in two minutes or less this season. Two weeks ago at UNC, the 'Canes had a two-minute scoring drive culminating with Jimmy Graham's fifth touchdown reception of the season.

Plays-Yards	TOP	Result	Opponent
1-11	0:05	Epps 11-yd TD catch	OU
1-2	0:06	T. Johnson 2-yd TD catch	WF
1-69	0:20	Benjamin 69-yd TD catch	CU
2-51	0:25	Hankerson 35-yd TD catch	VA
5-64	0:39	Berry 3-yd TD run	WF
3-51	0:43	Javarris James 5-yd TD run	UCF
2-89	1:13	Berry 35-yd TD run	FAMU
4-37	1:14	Graham 7-yd TD catch	FAMU
4-20	1:28	Thompkins 15-yd TD catch (from Highsmith)	VA
5-67	1:28	A. Johnson 35-yd TD catch	WF
5-23	1:31	Bosher 20-yd field goal	FAMU
9-82	1:32	Benjamin 13-yd TD catch	WF
5-28	1:34	Bosher 18-yd field goal	FSU
4-75	1:39	Byrd 40-yd TD catch	GT
5-46	1:43	Javarris James 1-yd TD run	VT
6-75	1:44	Mike James 5-yd TD run	FAMU
5-69	2:00	Jimmy Graham 14-yard TD catch	UNC
7-75	2:00	Javarris James 6-yd TD run	FSU

Options EVERYWHERE

► Seventeen different players on the University of Miami football team have caught a pass this season, with 10 of those 17 having recorded double-digit receptions.

► The Hurricanes have had at least eight different receivers catch a pass in all eight wins.

► On the year, Leonard Hankerson has a team-high 42 catches, while fellow wide outs LaRon Byrd and Travis Benjamin have 29 and 28 respectively.

► Sophomore quarterback Jacory Harris has connected with all but one of the 17 players that have recorded a catch this season.

► Against Virginia on Nov. 7, Harris connected with 13 different receivers and in Miami's six home games this season, an average of 10.3 players caught a pass per game (13 vs. Virginia, 12 vs. Florida A&M, 11 vs. Oklahoma, 9 vs. Georgia Tech, 9 vs. Duke, 8 vs. Clemson).

Three 150-YARD RUSHERS IS A FIRST

► For the first time in school history, the University of Miami had three different players rush for 150-yards in a game as Javarris James (150 yards vs. Oklahoma), Graig Cooper (152 yards vs. Virginia) and Damien Berry (162 yards vs. Florida A&M) accomplished the feat this season.

McCARTHY HAVING CAREER YEAR

► Junior linebacker Colin McCarthy is having the best season of his career, coming into Saturday's game with a team-leading 83 total tackles this season.

► He currently ranks seventh in the league in tackles per game (7.5) and could become the second Miami defender to reach hit the 100-tackle mark over the last four seasons (Tavares Gooden recorded 119 tackles in 2007) with 17 tackles in UM's final two games.

► McCarthy has reached double-digit tackles in three of Miami's last five games, including a team-leading 13 at North Carolina on Nov. 14.

► As a sophomore in 2007, McCarthy ranked third on the team with 68 total tackles. Last year, he played in just four games (recording 18 tackles) before suffering a season-ending injury.

Hankerson AMONG THE BEST THIS DECADE

- ▶ With two games remaining in the 2009 season, Leonard Hankerson has the potential to finish with one of the most productive seasons by a pass catcher ever at Miami.
- ▶ Hankerson currently leads the team and ranks fourth in the ACC with 752 receiving yards through 11 games.
- ▶ His 752 receiving yards are the third-most receiving yards in a single season this decade, trailing only Andre Johnson's 2002 (1,092) and 2001 (881) seasons.
- ▶ His average of 68.4 receiving yards per game puts him on pace to finish with 889 yards this season, which would rank him fifth in UM history.

TOP 10 SINGLE SEASON RECEIVING TOTALS IN UM HISTORY

Rank		Receiving Yards
1	Eddie Brown (1984)	1,114
2	Andre Johnson (2002)	1,092
3	Wesley Carroll (1990)	952
4	Santana Moss (1999)	899
5	Andre Johnson (2001)	881
6	Michael Irvin (1986)	868
7	Willie Smith (1984)	852
8	Michael Irvin (1985)	840
9	Dale Dawkins (1989)	833
10	Wesley Carroll (1989)	770
-	Leonard Hankerson (2009)	752

Tough TO RUN ON

- ▶ After allowing 149.6 yards per game on the ground through the season's first five games, the Hurricanes defense has allowed just 88.2 yards per game over the last six.
- ▶ Miami has also allowed just two rushing touchdowns over the last six games after allowing six in the first five games.
- ▶ Miami has allowed its opponents to reach 100-yards rushing just twice since Oct. 10, holding Clemson - one of the ACC's rushing teams - to just 84 yards on 34 carries.
- ▶ The 'Canes are allowing just 3.25 yards per carry over the last eight games dating back to UM's win over Oklahoma on Oct. 3.

Offense NEARING TOP 10 SEASON

- ▶ The University of Miami's offense is on pace to finish the year as one of the most productive in school history.
- ▶ With 4,549 yards of total offense, the 'Canes are 417 yards shy of entering the Top 10 in a single-season in school history.
- ▶ The 'Canes have scored 349 points this season. With 44 more points, the 2009 team will enter the Top 10 for points in a season.
- ▶ The 2009 offense is also approaching a couple first down marks. With 239 total first downs, the 'Canes need 16 more to enter the Top 10 and 31 more to rank second all-time in school history (the 1984 team converted a record 288 first downs).
- ▶ The record most likely to fall this year however is first downs gained passing. The 'Canes need just 12 more first downs gained passing to set a school record:

TOP 10 SINGLE SEASON FIRST DOWNS GAINED PASSING IN UM HISTORY

Rank		First downs
1	1988	161
2	1984	159
3	1990	156
4t	1989	153
	1992	153
6	2002	151
7	2009	150
8	1985	149
9	1996	140
10	2003	134

Jacory MOVING UP PASSING CHARTS

- ▶ Sophomore quarterback Jacory Harris is having one of the most productive passing seasons in recent memory.
- ▶ Having tossed for over 3,000 yards through 11 games, Harris is in line to finish the 2009 season ranking among the greatest single-seasons in school history.
- ▶ Here is a list of where Harris ranks in a single-season in UM history:

TOP 10 SINGLE SEASON PASSING YARDS IN UM HISTORY

Rank		Yards
1	Bernie Kosar (1984)	3,642
2	Ken Dorsey (2002)	3,369
3	Craig Erickson (1990)	3,363
4	Vinny Testaverde (1985)	3,238
5	Steve Walsh (1988)	3,115
6	Gino Torretta (1991)	3,095
7	Gino Torretta (1992)	3,060
8	Jacory Harris (2009)	3,003
9	Ken Dorsey (2000)	2,737
10	Brock Berlin (2004)	2,680

TOP 10 SINGLE SEASON TOUCHDOWN PASSES IN UM HISTORY

Rank		TDs
1	Steve Walsh (1988)	29
2	Ken Dorsey (2002)	28
3	Vinny Testaverde (1986)	26
4t	Bernie Kosar (1984)	25
	Ken Dorsey (2000)	25
6	Ken Dorsey (2001)	23
7t	Craig Erickson (1990)	22
	Brock Berlin (2004)	22
9t	Jacory Harris (2009)	21
	Vinny Testaverde (1985)	21

TOP 10 SINGLE SEASON PASS ATTEMPTS IN UM HISTORY

Rank		Attempts
1	Bernie Kosar (1984)	416
2	Gino Torretta (1992)	402
3t	Craig Erickson (1990)	393
	Ken Dorsey (2002)	393
5	Steve Walsh (1988)	390
6	Gino Torretta (1991)	371
7	Jacory Harris (2009)	356
8t	Vinny Testaverde (1985)	352
	Brock Berlin (2003)	352
10	Brock Berlin (2004)	348

TOP 10 SINGLE SEASON PASS COMPLETIONS IN UM HISTORY

Rank		Completions
1	Bernie Kosar (1984)	262
2	Steve Walsh (1988)	233
3	Gino Torretta (1992)	228
4	Craig Erickson (1990)	225
5	Ken Dorsey (2002)	222
6	Vinny Testaverde (1985)	216
7	Jacory Harris (2009)	215
8	Brock Berlin (2003)	211
9	Gino Torretta (1991)	205
10	Bernie Kosar (1983)	201

Pass CATCHER U

▶ While most positions have numerous 'Canes thriving in the NFL, no positions have had a better 2009 season than the pass catchers - wide receivers and tight ends.

▶ As of Nov. 24, seven former 'Canes rank in the Top 60 in receiving yards this season in the NFL.

▶ Miami has two of the league's top three receivers in Reggie Wayne (Colts) and Andre Johnson (Texans). Wayne is just 32 receiving yards shy of his sixth straight 1,000-yard season while Johnson needs 122 yards to reach the 1,000-yard mark. (Randy Moss currently ranks second with 925 yards)

▶ Here is a look how many former 'Canes are among the NFL's elite in the passing game:

NFL Rank	Rec	Yards	Avg.	TD
1 Reggie Wayne	76	968	12.7	8
3 Andre Johnson	58	878	15.1	5
26 Devin Hester	52	614	11.8	3
35 Santana Moss	40	546	13.7	2
47 Kellen Winslow	47	483	10.3	5
53 Jeremy Shockey	39	461	11.8	3
58 Greg Olsen	40	403	10.1	6

▶ For more updates on Hurricanes in the NFL, see page 17.

Defensive DOMINANCE

▶ The University of Miami has always taken pride in its defense. From years of Randy Shannon as the defensive coordinator to now John Lovett, the 'Canes have spent most of the decade ranked among the nation's elite defensively. Heading into the game at USF this weekend, Miami is ranked 33rd in total defense (330.45 ypg) and 30th in rushing defense (116.09).

Miami Defenses From 2001-2009

Year	Total	Rank	Scoring	Rank	Rushing	Rank	Passing	Rank
2009	330.45	33rd	23.45	52nd	116.09	30th	214.36	59th
2008	317.5	28th	24.15	56th	151.85	75th	165.62	7th
2007	345.9	33rd	26.0	52nd	133.8	40th	212.2	35th
2006	255.5	7th	15.5	13th	67.9	4th	187.9	40th
2005	270.1	4th	14.3	4th	117.9	23rd	152.2	1st
2004	328.1	28th	17.0	13th	155.0	67th	173.1	9th
2003	257.5	2nd	15.1	4th	114.0	21st	143.5	1st
2002	285.0	7th	19.1	22nd	165.3	72nd	119.7	1st
2001	270.9	6th	9.4	1st	132.7	40th	138.2	2nd

Cooper AT IT AGAIN

▶ Junior running back Graig Cooper is on pace to lead the 'Canes in all-purpose yardage for the second straight year. ▶ Cooper currently has a team-high 1,203 all-purpose yards despite missing most of two games (FAMU and UCF).

▶ In 13 games last season, Cooper had a team-high 1,133 all-purpose yards. As a freshman in 2007, he ranked second on the team with 887 all-purpose yards.

▶ His yardage in 2009 is 451 yards more than any other player on the UM roster, as Leonard Hankerson's 752 yards ranks second on the team heading into the USF game.

▶ In addition to leading the team in all-purpose yardage, Cooper also leads the team in rushing with 583 yards.

▶ Cooper had his best day as a Hurricane rushing the football against Virginia on Nov. 7, finishing with 152 yards on 18 carries (8.4 ypc) in addition to scoring his third touchdown of the season.

▶ Here is a game-by-game listing of Cooper's all-purpose yards this year

GRAIG COOPER'S GAME-BY-GAME ALL-PURPOSE YARDAGE

Florida State	232
Georgia Tech	186
Virginia Tech	130
Oklahoma	112
Florida A&M	DNP
UCF	0
Clemson	130
Wake Forest	29
Virginia	203
North Carolina	130
Duke	51

▶ Cooper needs just 122 more yards to enter the program's Top 10 for all-purpose yards in a single season:

TOP 10 SINGLE SEASON ALL-PURPOSE YARDS IN UM HISTORY

Rank		Rush + Rec + Return	Yards
1	Willis McGahee (2002)	1,753 + 355 + 0	2,108
2	Ottis Anderson (1978)	1,266 + 47 + 395	1,708
3	Edgerrin James (1998)	1,416 + 255 + 0	1,671
4	Santana Moss (2000)	201 + 748 + 655	1,604
5	Chuck Foreman (1972)	484 + 557 + 514	1,555
6	Santana Moss (1999)	2 + 899 + 601	1,502
7	Chuck Foreman (1971)	951 + 72 + 444	1,467
8	Edgerrin James (1997)	1,098 + 250 + 35	1,383
9	Tom Sullivan (1971)	761 + 198 + 402	1,361
10	Clinton Portis (2001)	1,200 + 125 + 0	1,325
-	Graig Cooper (2009)	583 + 110 + 510	1,203

Miami TEAM LEADERS

► Here is list of Miami's statistical team leaders through 11 games this season:

Passing Yards	Jacory Harris	3,003
Rushing Yards	Graig Cooper	583
Receiving Yards	Leonard Hankerson	752
Receptions	Leonard Hankerson	42
Punt Return Yards	Thearon Collier	152
Kick Return Yards	Graig Cooper	502
Total Touchdowns	Damien Berry	8
Scoring	Matt Boshier	83
All-Purpose Yards	Graig Cooper	1,203
Solo Tackles	Darryl Sharpton	47
Total Tackles	Colin McCarthy	83
Tackles for a loss	Allen Bailey	10.5
Sacks	Allen Bailey	7.0
Interceptions	Randy Phillips	2
Pass breakups	Brandon Harris	13
Fumbles recovered	Nine players	1
Fumbles forced	Three players	2

'Canes IN THE NATIONAL RANKINGS

► Several Hurricanes are ranked among the nation's elite statistically heading into this weekend's game. Here is a look at where some 'Canes rank nationally 11 games into the season:

Player	Statistic	Avg.	National Rank
Brandon Harris	Passes Defended	1.27	t-8th
Jacory Harris	Total Offense	253.55	28th
Jacory Harris	Passing Efficiency	141.17	29th
Matt Boshier	Punting	42.54	35th
Allen Bailey	Sacks	0.64	t-41st
Matt Boshier	Field Goals	1.18	t-45th
Graig Cooper	Kickoff Returns	25.10	46th
Leonard Hankerson	Receiving Yards	68.36	51st
Graig Cooper	All-Purpose Yards	120.30	60th

Going BOWLING

- With Miami's road win at Wake Forest on Oct. 31, the 'Canes became bowl eligible with their sixth win of the season.
- Miami has appeared in a bowl game 23 times in the last 26 seasons and owns an all-time record of 19-15 in 34 bowl appearances overall.
- Last season, Miami lost a close battle with Cal in the Emerald Bowl at AT&T Park in San Francisco on Dec. 27, 2008.
- This year's bowl destination will likely be determined after the Atlantic Coast Conference Championship game is played on Saturday, Dec. 5.

For STARTERS

- Only six Hurricanes have started all 11 games this season, with four of the six starting on the offensive line.
- Left tackle Jason Fox, left guard Orlando Franklin, center A.J. Trump and right tackle Matt Piphon have started all 11 games this year with Joel Figueroa (eight starts) and Harland Gunn (four starts) sharing starts at right guard (six line-man started against Clemson).
- The only two other players on the UM roster that have started every game are quarterback Jacory Harris and cornerback Brandon Harris.
- Brandon Harris is actually only one of two defenders that has started double-digit games this season as middle line-backer Darryl Sharpton has 10 starts.

Hurricanes DOMINATE SUNSHINE STATE IN NEW MILLENIUM

- Miami has won 20-of-24 games against teams from the state of Florida since 2000, including an 8-2 mark outside of Miami. The 'Canes are 3-0 this season against the state, with road wins already at FSU and UCF.
- The only four losses against teams from the state of Florida since the turn of the century were season openers against Florida State in 2005 and 2006 and defeats at the hands of Florida and Florida State in 2008.
- Since 1985, the Hurricanes have won 33 of their last 45 games (.733) against Sunshine State opponents.

Miami's last 24 games against in-state opponents:

Miami 27, UCF 7	Oct. 17, 2009	Bright House Networks Stadium
Miami 48, Florida A&M 16	Oct. 10, 2009	Land Shark Stadium
Miami 38, Florida State 34	Sept. 7, 2009	Doak Campbell Stadium
Miami 20, UCF 14	Oct. 11, 2008	Dolphin Stadium
Florida State 41, Miami 39	Oct. 4, 2008	Dolphin Stadium
Florida 26, Miami 3	Sept. 6, 2008	Ben Hill Griffin Stadium
Miami 37, Florida State 29	Oct. 20, 2007	Doak Campbell Stadium
Miami 23, Florida International 9	Sept. 15, 2007	Orange Bowl
Miami 35, Florida International 0	Oct. 14, 2006	Orange Bowl
Miami 51, Florida A&M 10	Sept. 9, 2006	Orange Bowl
Florida State 13, Miami 10	Sept. 4, 2006	Orange Bowl
Miami 27, South Florida 7	Oct. 1, 2005	Orange Bowl
Florida State 10, Miami 7	Sept. 5, 2005	Doak Campbell Stadium
Miami 27, Florida 10	Dec. 31, 2004	Georgia Dome
Miami 16, Florida State 10 (OT)	Sept. 10, 2004	Orange Bowl
Miami 16, Florida State 14	Jan. 1, 2004	Pro Player Stadium
Miami 22, Florida State 14	Oct. 11, 2003	Doak Campbell Stadium
Miami 38, Florida 33	Sept. 6, 2003	Orange Bowl
Miami 28, Florida State 27	Oct. 12, 2002	Orange Bowl
Miami 41, Florida 16	Sept. 7, 2002	Ben Hill Griffin Stadium
Miami 63, Florida A&M 17	Aug. 31, 2002	Orange Bowl
Miami 49, Florida State 27	Oct. 13, 2001	Doak Campbell Stadium
Miami 37, Florida 20	Jan. 2, 2001	Louisiana Superdome
Miami 27, Florida State 24	Oct. 7, 2000	Orange Bowl

100 YARDS ON THE GROUND

► Here is a list of the University of Miami's all-time 100-yard rushing performances:

CONSECUTIVE 100-YARD RUSHING GAMES (SINCE 1975)

Player	No.	Year
Willis McGahee	6	2002
Edgerrin James	6	1998
Clinton Portis	6	2001
Clinton Portis	4	1999
Willis McGahee	4	2002
Frank Gore	3	2003

MOST 100-YARD RUSHING GAMES (SINCE 1975)

Player	No.	Years
Edgerrin James	15	1995-98
Clinton Portis	14	1999-2001
Ottis Anderson	13	1976-78
James Jackson	11	1997-2000
Willis McGahee	10	2002
Frank Gore	8	2001, 2003-04
Tyrone Moss	7	2003-2006
Graig Cooper	6	2007-present
Stephen McGuire	6	1989-91
Javarris James	5	2006-present
Danyell Ferguson	5	1995-96
Alonzo Highsmith	5	1984
James Stewart	4	1993-94
Leonard Conley	4	1987-90
Jarrett Payton	3	2003
Dyral McMillian	3	1996
Warren Williams	3	1985-87
Melvin Bratton	3	1984-87
Damien Berry	1	2007-present
Derron Thomas	1	2005-08
Donnell Bennett	1	1993
Larry Jones	1	1993
Alex Johnson	1	1989
Albert Bentley	1	1983
Speedy Neal	1	1982
Lorenzo Roan	1	1980
Ken McMillian	1	1978
Taylor Timmons	1	1977
Chris Hobbs	1	1977

Running FOR RECORDS

Here is a quick look at some individual UM career rushing records to watch out for during the 2009 season:

► With 88 rushing attempts this season, senior Javarris James has moved from eighth place on Miami's all-time rushing attempts list to third. After passing Stephen McGuire (450 attempts) and Danyell Ferguson (454 attempts) against Oklahoma, James passed his cousin Edgerrin with six carries against Clemson on Oct. 24. He now trails only Ottis Anderson (691 attempts) and James Jackson (541 attempts) heading into Saturday's game at USF.

► Junior Graig Cooper joined Javarris in the Top 10 rushing attempts list when he moved into 10th place with 395 carries after tallying 15 attempts at UNC on Nov. 14. Cooper, who now has 409 attempts, needs just four more to pass Tyrone Moss for eighth all-time.

MIAMI'S CAREER RUSHING ATTEMPTS LEADERS

1. Ottis Anderson	691
2. James Jackson	541
3. Javarris James	488
4. Edgerrin James	474
5. Danyell Ferguson	454
6. Stephen McGuire	450
7. Clinton Portis	440
8. Tyrone Moss	412
9. Graig Cooper	409
10. Leonard Conley	400

► Javarris James also moved into the school's Top 10 in career rushing yards against Oklahoma and currently ranks sixth with 2,124 yards. Against UCF, James not only passed Frank Gore (1,975) for seventh place all-time, he became just the seventh player in school history to amass 2,000 career rushing yards. In the Clemson game, he passed Willis McGahee for sixth all-time in program history.

► Not too long after Javarris moved into the Top 10 in career rushing yardage at UM, teammate Graig Cooper entered the Top 10 against Virginia on Nov. 7. Against Virginia on Nov. 21, Cooper joined his teammate in becoming the eighth player in school history to amass at least 2,000 rushing yards in a career during his career-best 152-yard performance against the Cavaliers.

MIAMI'S CURRENT TOP 10 CAREER RUSHING YARDAGE LEADERS

1. Ottis Anderson	3,331
2. Edgerrin James	2,960
3. James Jackson	2,953
4. Clinton Portis	2,523
5. Danyell Ferguson	2,214
6. Javarris James	2,124
7. Graig Cooper	2,106
8. Willis McGahee	2,067
9. Frank Gore	1,975
10. Stephen McGuire	1,953

Other RECORDS TO WATCH

- Senior left tackle Jason Fox has started 47 games in his career, which ranks him third all-time in UM history.
- William Joseph (1999-2002) has the most starts all-time at UM with 50, while Ed Reed (1998-2001) ranks second with 48.
- If Fox is able to start the regular season finale at USF and a bowl game, he will finish his career in second place just one start shy of Joseph's record.
- Junior kick/punter Matt Boshier is also moving up the record books, currently ranking third all-time in consecutive PATs (86), 8th in points scored kicking (177) and tied for eighth in FGs made (31).

Big BAILEY INSIDE

- One of the most versatile defenders in the country, junior Allen Bailey is having the best season of his career and one of the best years for a defensive lineman in the ACC.
- At 6-4, 288, Bailey has played both defensive tackle and defensive end this season and has been a key up front for the 'Canes this season.
- Bailey, who finished with 24 tackles and a team-best five sacks in 2008, has 27 tackles this season while leading the team in tackles for a loss (10.5) and sacks (7.0). He is currently fourth in the ACC with a 0.64 sacks per game average while also ranking in a tie for seventh in the league in tackles for loss (0.95 pg).

Awards WATCH

▶ Head coach Randy Shannon, sophomore cornerback Brandon Harris and sophomore quarterback Jacory Harris have all been named to semifinalists for prestigious national awards.

▶ Shannon has been named a finalist for two top head coaching awards, while Brandon Harris is a semifinalist among defensive backs and Jacory Harris is a quarterback semifinalist.

PAUL “BEAR” BRYANT AWARD

Head coach Randy Shannon

GEORGE MUNGER AWARD

Head coach Randy Shannon

DAVEY O’BRIEN AWARD

Quarterback Jacory Harris

MANNING AWARD

Quarterback Jacory Harris

JIM THORPE AWARD

Cornerback Brandon Harris

▶ For more information on Miami’s national semifinalists, see page 20 of the game notes.

‘Canes IN SEARCH OF PERFECT NON-CONFERENCE RECORD

▶ Coming into Saturday’s game at USF, the Hurricanes are 3-0 in non-conference play this year after wins at No. 18 Florida State, at UCF and home against Florida A&M.

▶ With a win Saturday, the ‘Canes would finish the regular season undefeated in non-conference play for the first time since 2005 when Miami went 3-0 with wins over Colorado, USF and Temple.

‘Canes AT LAND SHARK

▶ Miami is 12-3 all-time in Land Shark Stadium, going 3-0 in bowl games, 4-2 last year and 5-1 this season.

▶ The ‘Canes won the 1996 Carquest Bowl over Virginia, the 1998 Micron PC Bowl over NC State and the 2003 Orange Bowl over FSU before beating Charleston Southern, UCF, Wake Forest and Virginia Tech in the team’s inaugural season at its new stadium. UM opened Land Shark in 2009 with a 33-17 win over No. 14 Georgia Tech on Sept. 17 followed by victories over No. 8 Oklahoma (21-20 on Oct.3) and FAMU (48-16 on Oct. 10), an overtime loss to Clemson (37-40 on Oct. 24), a blowout win over UVA (52-17 on Nov. 7) and a 34-16 win over Duke in the home finale on Nov. 21.

Miami ON THE BIG STAGE

▶ The Hurricanes came right out of the gate in 2009 with its first four games against a ranked opponent on national TV. Miami opened its season Labor Day night in Tallahassee with a 38-34 win over No. 18 Florida State, 10 days before beating No. 14 Georgia Tech, 33-17, on a ESPN Primetime Thursday contest.

▶ On Sept. 26, the ‘Canes suffered their first defeat of 2009, falling at No. 11 Virginia Tech on ABC before picking up their third win over a ranked opponent on Oct. 3 with a 21-20 win over No. 8 Oklahoma in primetime on ABC.

▶ After playing UCF on CBS College Sports, the ‘Canes played Clemson and Wake Forest on a ABC-ESPN (regional split) before playing its first game on Raycom against Virginia.

▶ On Nov. 14, ‘Canes returned to ABC/ESPN with a 3:30 game against UNC before playing its first game on ESPNU against Duke on Nov. 21. Saturday’s game at USF will be UM’s sixth appearance on a ABC with a ABC/ESPN split.

Sharpton ACCEPTS INVITATION TO EAST-WEST SHRINE GAME

▶ Junior linebacker Darryl Sharpton has accepted an invitation to play in the 85th East-West Shrine Game. The Game will be held Jan. 23, 2010, in Orlando, Fla., kicking off at 3 p.m. EST.

▶ Sharpton joins an elite list of football greats, such as John Elway, Tom Brady, Brett Favre, and 62 NFL Hall of Famers, who have played in the East-West Shrine Game, America’s longest-running college all-star football game.

▶ While the teams are divided by East and West, the players come together for the beneficiary of the event, Shriners Hospitals for Children, an international pediatric specialty health care system.

▶ For more information about the East-West Shrine Game, please visit www.shrinegame.com.

Whipple BALL

▶ Eleven games into his tenure as the University of Miami’s offensive coordinator, Mark Whipple has the ‘Canes’ passing game off to a fast start as Miami ranks in the nation’s Top 30 in passing offense (18th; 277.82 ypg), scoring offense (24th; 31.73) and passing efficiency (30th; 141.33).

▶ Despite going up against four ranked teams in the season’s first 11 games, the Hurricanes’ offense has scored more than 20 points 10 times, including a 52-point showing against Virginia, a 38-point performance in Miami’s season-opening win over No. 18 FSU in Tallahassee, a 33-point showing the following week against No. 14 Georgia Tech, a 48-point performance against Florida A&M, a 37-point outing against Clemson and a 36-point game versus Duke last weekend.

▶ Quarterback Jacory Harris has proven to be one of the league’s top passers in his first season under Whipple, ranking second in passing yards per game (273.0), tied for second in passing touchdowns (21) and fifth in total offense (253.5) and passing efficiency (141.2).

Big PLAY BENJAMIN

▶ Sophomore wide receiver Travis Benjamin recorded Miami’s longest pass play this season with a 69-yard touchdown reception from sophomore quarterback Jacory Harris against Clemson.

▶ Benjamin also came up big in the clutch at Wake Forest, catching the game-winning 13-yard touchdown pass from Jacory Harris with 1:03 left to secure the road victory.

▶ Graig Cooper’s 70-yard run against Virginia is the team’s longest play from scrimmage this year.

Pipho EARNS ACADEMIC HONOR

▶ Miami right tackle Matt Pipho was named to the ESPN The Magazine Academic All-District First Team (University Division) for football in District III.

▶ Pipho, who received his degree in Biology last spring, owns a 3.39 cumulative grade point average. He has started all 11 games for the Hurricanes at right tackle this season helping the Hurricanes rack up 4,549 yards of total offense. Miami ranks in the Top 35 nationally in total offense, passing offense and scoring offense.

▶ Three Academic All-District teams are chosen in each district, with those student-athletes on the All-District first teams placed on the national ballot for Academic All-America® consideration.

Coaches AT THEIR ALMA MATERS

► Miami's Randy Shannon is one of 15 head coaches working at their alma maters this season. The Hurricanes faced two coaches coaching at their alma maters this season (Frank Beamer - Virginia Tech; Al Groh - Virginia).

- Chris Ault - Nevada
- Frank Beamer - Virginia Tech
- Troy Calhoun - Air Force
- Steve Fairchild - Colorado State
- Pat Fitzgerald - Northwestern
- Ralph Friedgen - Maryland
- Al Groh - Virginia
- Mike Gundy - Oklahoma State
- Doug Marrone - Syracuse
- Rick Neuheisel - UCLA
- Randy Shannon - Miami**
- Mark Snyder - Marshall
- Dave Wannstedt - Pittsburgh
- Charlie Weis - Notre Dame
- Paul Wulff - Washington State

Spreading THE WEALTH

- Quarterback Jacory Harris completed a pass to 13 different receivers in Miami's win over Virginia on Nov. 7.
- Harris finished the day 18-for-31 for 232 yards and two touchdowns.
- Here is a breakdown of Harris' completions against UVa:

Receptions vs. UVa

LaRon Byrd	3
Leonard Hankerson	2
Tervaris Johnson	2
Dedrick Epps	2
Mike James	2
Travis Benjamin	1
Aldarius Johnson	1
Kendal Thompkins	1
Damien Berry	1
Javarris James	1
Lee Chambers	1
Graig Cooper	1
Jimmy Graham	1

- On the year, Harris has found 16 different receivers.

Hurricanes IN THE ACC IN 2009

- The following is a list of where UM is ranked as a team and individually in the Atlantic Coast Conference this season:

Team	Rank	Player	Rank
Scoring Offense	3rd (31.7)	Jacory Harris	
Scoring Defense	5th (23.5)	Passing Avg./Game	2nd (273.0)
Pass Offense	3rd (277.8)	Passing Efficiency	5th (141.2)
Pass Defense	9th (214.4)	Total Offense	5th (253.5)
Rush Offense	6th (135.7)	Passing Touchdowns	t-2nd (21)
Rush Defense	3rd (116.1)	Graig Cooper	
Total Offense	3rd (413.5)	Kick Return Avg.	4th (25.1)
Total Defense	5th (330.5)	All-Purpose	4th (120.3)
Kickoff Coverage	8th (39.6)	Rushing Yards/Game	8th (58.3)
Kickoff Returns	8th (21.0)	Damien Berry	
Pass Efficiency	4th (141.3)	Scoring (TDs)/Game	t-9th (4.4)
Punting	6th (35.1)	Leonard Hankerson	
Punt Return Avg.	8th (9.0)	Receiving Yards/Game	4th (68.4)
Time of Possession	3rd (30:50)	Matt Boshier	
Turnover Margin	9th (-0.36)	Scoring	t-7th (7.5)
First Downs	4th (239)	Scoring (Kick)	t-3rd (7.5)
Opponent 1st Downs	5th (196)	Punting	2nd (42.5)
Sacks By	t-8th (20)	PAT Kick Pct.	t-1st (100.0)
Sacks Against	9th (29)	Field Goal Pct.	4th (86.7)
Penalties	11th (56.5)	Field Goals	8th (1.18)
Opponent Penalties	11th (44.3)	Mike James	
Pass Def. Efficiency	6th (121.3)	Kick Return Avg.	9th (21.4)
Field Goals	4th (.867)	Brandon Harris	
3rd Down Conv.	3rd (46.7)	Passes Defended	1st (1.27)
Opp. 3rd Down Conv.	4th (35.5)	Tackles/Game	43rd (4.5)
4th Down Conv.	6th (53.3)	Colin McCarthy	
Opp. 4th Down Conv.	4th (40.0)	Tackles/Game	7th (7.5)
PAT Kicking	t-1st (1.000)	Darryl Sharpton	
Red Zone Offense	10th (80.4)	Tackles/Game	t-9th (6.2)
Red Zone Defense	3rd (78.8)	Allen Bailey	
		Sacks	t-3rd (0.70)
		Tackles for Loss	5th (1.05)

It's BEEN A WHILE

► Sophomore quarterback Jacory Harris entered the season snapping a streak of at least 16 years since a player from Miami-Dade County quarterbacked a University of Miami team. Hialeah High School's Ryan Collins started the last seven games of the 1993 season, but did not go into the season as the starter. Kary Baker was the last Miami-Dade County quarterback to enter the season as the starting quarterback. Baker, from Miami-Edison High School, was UM's starter in 1974 and also was Miami's first African-American quarterback.

MIAMI QUARTERBACKS SINCE 1974

2009	Jacory Harris	Miami
2008	Robert Marve	Tampa
2007	Kyle Wright	Danville, Calif.
2006	Kyle Wright	Danville, Calif.
2005	Kyle Wright	Danville, Calif.
2004	Brock Berlin	Shreveport, La.
2003	Brock Berlin	Shreveport, La.
2002	Ken Dorsey	Orinda, Calif.
2001	Ken Dorsey	Orinda, Calif.
2000	Ken Dorsey	Orinda, Calif.
1999	Ken Dorsey	Orinda, Calif.
1998	Scott Covington	Laguna Niguel, Calif.
1997	Ryan Clement	Denver, Colo.
1996	Ryan Clement	Denver, Colo.
1995	Ryan Clement	Denver, Colo.
1994	Frank Costa	Philadelphia, Pa.
1993	Frank Costa	Philadelphia, Pa.
	Ryan Collins	Pembroke Pines
1992	Gino Torretta	Pinole, Calif.
1991	Gino Torretta	Pinole, Calif.
1990	Craig Erickson	West Palm Beach
1989	Craig Erickson	West Palm Beach
1988	Steve Walsh	St. Paul, Minn.
1987	Steve Walsh	St. Paul, Minn.
1986	Vinny Testaverde	Elmont, N.Y.
1985	Vinny Testaverde	Elmont, N.Y.
1984	Bernie Kosar	Boardman, Ohio
1983	Bernie Kosar	Boardman, Ohio
1982	Mark Richt	Boca Raton
1981	Jim Kelly	East Brady, Pa.
1980	Jim Kelly	East Brady, Pa.
1979	Mike Rodrigue	Tallahassee
1978	Kenny McMillian	DeLand
1977	Kenny McMillian	DeLand
	E.J. Baker	Lakeland
1976	E.J. Baker	Lakeland
1975	E.J. Baker	Lakeland
1974	Kary Baker	Miami

Recapping THE DUKE GAME

► **RUSHING INTO THE RECORD BOOKS:** Miami boasts two active running backs in the school's top ten for career rushing yards. Javarris James is in sixth place all time (2,133), while Graig Cooper, with a five-yard carry on the opening drive, moved past Willis McGahee for seventh all time. Cooper now has 2,106 yards for his career.

► **RETURNING FROM INJURY:** Ray Ray Armstrong and Sean Spence both saw their first game action since the Clemson game. Spence opened the game on the kickoff return team, while Armstrong came in on defense with 0:54 remaining in the first quarter.

► **BERRY FINDS PAYDIRT YET AGAIN:** With a two-yard rushing touchdown to give Miami a 20-16 lead in the fourth quarter, Damien Berry has now scored a TD in a team-best seven-straight games, and all seven games in which he has played. Berry leads Miami with eight touchdowns on the season.

► Berry previously notched a three-yard score at Wake Forest, a 23-yard TD run versus Clemson, a 35-yard TD run against FAMU a three-yard score versus UCF, a two-yard and a one-yard touchdown run against Virginia, and a one-yard score against North Carolina.

► **CLIMBING THE LADDER:** With a 30-yard completion to Travis Benjamin, Jacory Harris passed Ken Dorsey for eighth on the single-season passing yardage list.

► With 348 yards vs. Duke, Harris became the seventh quarterback in Miami history to throw for 3,000 yards in a season. He now has 3,003 passing yards through 11 games this season.

► **AERIAL ATTACK:** Jacory Harris' 28 first half passing attempts are the most first half passing attempts in his career. Harris threw 30 passes in the second half last week vs. UNC, which is the most of his career for one half.

► **GRAHAM HAS CAREER DAY:** Former Miami basketball standout Jimmy Graham, who now plays tight end for the 'Canes, set a career-high with five catches in the Duke game. He also set a career high in yards with 73 yards.

► Graham's five receptions are the most by a UM tight-end since Chris Zellner had eight against California in the 2008 Emerald Bowl.

► **SHARPTON SHINES ON SENIOR DAY:** Senior linebacker Darryl Sharpton recorded his first career interception in the fourth quarter, and returned it 73 yards for the first score of his career. Sharpton finished the game matching a career-high with 12 tackles (11 solo, one assisted). The 11 solo tackles were also a career-high.

► The score is the first INT return for a touchdown by UM since Sean Spence scored against FSU last season.

► The return is 64th return of any kind by the 'Canes this decade, trailing only Virginia Tech, Kansas State, and Texas.

► **MR. CONSISTENCY:** With a 16-yard reception in the second quarter, Leonard Hankerson is the only Hurricane to have a catch in all 11 games this season. Hankerson set career highs for catches and yards in a game with eight catches for 143 yards.

► Hankerson leads Miami this season with 42 receptions for 752 yards and five touchdowns.

► With his 52-yard catch in the second quarter, Hankerson has had a catch of 20 yards or more in 10 of 11 games.

► Five Hurricanes have at least four TDs this season - Travis Benjamin, Javarris James, Jimmy Graham and Hankerson with five, and Damien Berry with eight.

► Hankerson's fourth quarter 44-yard reception was his third touchdown of over 20 yards on the season.

► **SPREADING THE LOVE:** Nine different Hurricanes caught a pass, including a TD receptions by Tervaris Johnson and Jimmy Graham.

► **BOSHER PASSES HIMSELF:** After kicking 40 consecutive extra points last season, Boshers broke his own personal mark when he kicked four vs. Duke to give him 44 consecutive for the season. Those 44 consecutive extra points rank him in a tie for fourth all-time in a single season. Boshers needs just seven more extra points in a row to set UM's single season mark for consecutive extra points. Overall, his 44 extra points this season rank him 10th in a single season.

► **STOPPING THE RUN:** The 55 yards allowed on the ground by the Miami defense are the fewest allowed in ACC play this year by the 'Canes, and the fewest allowed in a conference game since Sept. 27, 2008 against UNC (51).

► **BETTER WITH TIME:** The Hurricanes get stronger in the second half, outscoring their opponents 202-121 after half-time. Miami owns a 101-70 advantage in the third quarter and 101-51 in the fourth.

► **THE SERIES:** Miami now leads the all-time series with Duke, 6-1.

► With the win, Miami also improves to 5-1 at Land Shark Stadium this season - topping its home win total from 2008. UM is 12-3 overall in its "new" home.

► The win moved the Hurricanes to 5-3 in the ACC.

National PERSPECTIVE

► In addition to a No. 19 ranking in the AP Poll and a No. 21 ranking in the USA Today/ESPN Coaches Poll, the 'Canes are receiving other Top 25 recognition after a 8-3 start to the season.

Here is a list of some other national rankings for the 'Canes heading into the weekend:

- **BCS:** 17

- **ESPN Power Ranking:** 18

- **ESPNU Fan Ranking:** 18

- **Legends Poll:** 22

- **Sporting News:** NR

- **CBSSports.com 120:** 19

- **Harris Interactive:** 21

Comparison: MIAMI AND USF

► Here is a quick look at the match-ups you will see when the 'Canes and Bulls square off on Saturday at Raymond James Stadium:

MIAMI			USF		
Offense	Avg	NCAA Rank	Defense	Avg	NCAA Rank
Total	431.55	34	Total	319.20	25
Rushing	135.73	74	Rushing	128.60	44
Passing	277.82	18	Passing	190.60	27
Defense			Offense		
Avg	NCAA Rank		Avg	NCAA Rank	
Total	330.45	33	Total	377.40	61
Rushing	116.09	30	Rushing	169.70	44
Passing	214.36	59	Passing	207.70	71
Net Punting			PR		
Avg	NCAA Rank		Avg	NCAA Rank	
Average	35.07	72	Average	6.56	91
PR			Net Punting		
Avg	NCAA Rank		Avg	NCAA Rank	
Average	9.04	58	Average	34.61	82

The TOUGH BIG FOUR TO OPEN

► The University of Miami's first four games of the 2009 season were against four ranked opponents in Florida State, Georgia Tech, Virginia Tech and Oklahoma. Those teams were all ranked in the final polls last year and had a combined 2008 record of 40-14.

► Not only were Miami's first three games against ACC schools, but it was against the top three ACC teams going into the season as predicted by the Atlantic Coast Conference media. (Florida State 1st in Atlantic, Virginia Tech 1st in Coastal and Georgia Tech 2nd in Coastal).

► The 'Canes first non-conference game was against 2008 national runner-up Oklahoma. The 'Canes defeated the eighth-ranked Sooners, 21-20, to finish the difficult opening stretch with a 3-1 record.

Miami 4th NATIONALLY IN SCORES BY RETURNS

► Since the turn of the century, Virginia Tech, Kansas State and Texas are the only schools that have scored more touchdowns than Miami on various returns. Here's the list:

Most Touchdowns Via Returns Since 2000

School	00	01	02	03	04	05	06	07	08	09	Bwls	Tot.
Virginia Tech	6	7	7	10	6	6	5	8	5	4	3	67
Kansas State	5	2	12	5	5	5	9	7	9	5	1	66
Texas	6	6	7	9	2	7	8	4	4	9	3	65
Miami	13	11	6	10	8	3	1	2	3	4	3	64
Fresno State	5	3	5	4	6	7	3	3	8	4	3	51
Florida State	4	5	6	6	3	4	3	4	4	4	7	50
NC State	2	4	9	10	5	2	4	3	3	1	1	44
Nebraska	7	5	6	4	4	4	0	3	4	2	3	42
Colorado	4	7	7	1	6	3	1	3	3	2	4	41
East Carolina	5	4	5	4	3	0	4	2	6	3	3	39
Texas Tech	7	8	5	3	2	3	2	1	3	2	2	38
Notre Dame	6	4	9	1	1	5	4	3	2	1	1	37
Wake Forest	2	2	3	6	5	3	2	10	3	0	0	36

November REIGN

► The Hurricanes have been a dominant team this month the last quarter of a century. Since Jimmy Johnson's tenure began at Miami in 1984, UM is 76-22 all-time in the month of November. In fact, from 1984 to 2002, the Hurricanes were an impressive 63-8 in the year's second-to-last month.

► The Hurricanes closed out the month of October with a 4-1 record this season, with wins over Oklahoma (Oct. 3), Florida A&M (Oct. 10), UCF (Oct. 17) and Wake Forest (Oct. 31).

► Miami is 2-1 this November, with wins over Virginia and Duke and a road loss at UNC.

► Last year, Miami went 2-2 in November with wins over Virginia and Virginia Tech and losses to Georgia Tech and NC State.

Randy's RETURN

► After missing three straight games (vs. Oklahoma, vs. Florida A&M and at UCF), senior safety Randy Phillips returned to the field against Clemson and made an immediate impact, recording six tackles (three solo) and an interception against the Tigers.

► Phillips currently leads the team with two interceptions and ranks fourth on the team in tackles with 40, despite having only playing less than eight full games.

► Against Wake on Oct. 31, he tied for second on the team with seven total tackles.

► UM's most experienced defensive back, Phillips now has seven INTs for his career.

Missing SPENCE

► After a slow start to the season, sophomore linebacker Sean Spence had a strong stretch of games against Virginia Tech, Oklahoma, Florida A&M and UCF before leaving the Clemson game early and missing three straight games (Wake Forest, Virginia and UNC) with an injury.

► After recording a combined five tackles in Miami's first two games (3 at FSU, 2 vs. Georgia Tech), Spence averaged over seven tackles per game over the next four, recording eight tackles at Virginia Tech, a career-high tying 10 vs. Oklahoma, four against FAMU and seven last weekend at UCF.

► Against the Knights, Spence also recorded his first two sacks of the season.

► Spence, ACC's Defensive Rookie of the Year last season, returned to the field against Duke and in limited action playing just on special teams.

Byrd BREAKS OUT

► After being held without a catch in the season-opener at FSU, sophomore wideout LaRon Byrd responded with a big night against Georgia Tech on Sept. 17, catching five passes for 83 yards - including an early 40-yard touchdown reception from Jacory Harris.

► Against UCF on Oct. 17, Byrd was at it again, catching five passes for 85 yards.

► On the year, Byrd ranks second on the team in catches (29) and third in receiving yards (420).

Best BEHAVIOR

► Through head coach Randy Shannon's first 36 games at the helm of the University of Miami football program, the statistics have shown a drastic change in the Hurricanes' discipline on the field. The last two seasons, the Hurricanes were close to even when it came to penalty differential. The last time the Hurricanes finished the season with fewer penalty yards than their opponents was 1994, when UM was penalized for 775 yards compared to 807 for its opponents.

PENALTY YARDAGE

YEAR	MIAMI	OPPONENTS	+/-
2009	621	487	+134
2008	605	537	+68
2007	622	611	+11
2006	805	507	+298
2005	841	626	+215
2004	736	584	+152
2003	1,027	766	+261
2002	1,055	517	+538
2001	944	687	+257
2000	887	609	+278
1999	783	544	+239
1998	822	670	+152
1997	820	661	+159
1996	675	384	+291
1995	739	722	+17
1994	775	807	-32

Jacory HAS RECORD GAME AGAINST FSU

- Sophomore quarterback Jacory Harris, making just his third career start, had one of the top passing performances in school history in Miami's season-opening 38-34 win at No. 18 Florida State.
- Harris etched his name into the Hurricanes' record books in tossing for the 10th-most passing yards in a single game in school history with 386 yards through the air against the 'Noles.
- It was the most passing yards ever by a Miami quarterback ever against FSU and was the most by a 'Cane since Ken Dorsey tossed for 422 yards against West Virginia in 2002.
- Harris, who earned ACC Offensive Back of the Week honors for his performance, finished the contest 21-of-34 with two passing touchdowns and a rushing touchdown.

Ratings REPORT: MIAMI-FSU

- Miami's season-opening win at FSU on Labor Day is ESPN's third-most viewed regular season college football game in the history of the network – behind the 2009 USC-Ohio State game and the Miami-FSU Labor Day battle in 2006.
- The '09 Labor Day game recorded 5,820,001 household impressions, had 8,406,103 viewers with a rating of 5.89.
- The Hurricanes have now been a part of four of ESPN's six most-watched regular season games on the network.

MOST VIEWED REGULAR SEASON COLLEGE FOOTBALL GAMES IN ESPN HISTORY

DATE	GAME (Result)	HOUSEHOLDS
Sept. 12, 2009	USC at Ohio State (USC won, 18-15)	7,243,000
Sept. 4, 2006	Florida State at Miami (Florida State won, 13-10)	6,329,828
Sept. 7, 2009	Miami at Florida State (Miami won, 38-34)	5,820,001
Nov. 2, 2006	West Virginia at Louisville (Louisville won, 44-34)	4,915,915
Sept. 6, 2008	Miami at Florida (Florida won, 26-3)	4,886,206
Oct. 8, 1994	Florida State at Miami (Miami won, 34-20)	4,846,320

Its ALL ABOUT THE BENJAMIN

- Sophomore wide receiver/return man Travis Benjamin has had the best two games of his career against arch-rival Florida State.
- Last year against the Seminoles in Miami, he collected an impressive 274 all-purpose yards - the most by a Hurricane since Edgerrin James had 310 all-purpose yards (299 rushing, 11 receiving) against UCLA in 1998. He finished the contest with 185 yards on kick returns, 71 yards receiving and 18 yards rushing.
- In the season-opener against FSU in Tallahassee, Benjamin didn't match his total yardage from 2008, but he did have the best receiving game of any Hurricane since 2006, catching four passes for 128 yards and a touchdown. His four catches went for gains of 39, 29, 20 and 40 yards.
- Benjamin ranked second on the team with 1,012 all-purpose yards last year and is third this year with 440 after seven games.
- He now has three career touchdowns against the Seminoles, scoring the first two touchdowns of his career last season (18-yard rushing TD, 51-yard receiving TD) before picking up his third this season (39-yard receiving TD).
- Last year, Benjamin was named a Rivals.com Freshman All-American after finishing the season with team-highs in punt return yardage (181), kick return yardage (496) and yards per reception (16.3).
- This season, he ranks second on team in receiving yards (490) and ranks second in yards per catch (17.5).

TRAVIS BENJAMIN CAREER vs. FSU

YEAR	RUSHING	RECEIVING	KICK RETURN	PUNT RETURN	ALL-PURPOSE	TOUCHDOWNS
2009	5	128	-	7	140	1
2008	18	71	185	-	274	2

Freshmen SEE FIRST ACTION

- After playing 21 true freshmen in the season-opener last season, UM played just five true freshman in the 2009 opener at FSU. Ray-Ray Armstrong, Mike James, Brandon McGee, Olivier Vernon and Brandon Washington all saw action against the 'Noles, with Vernon seeing the most significant time at the defensive end position. Seven true freshmen have played for the 'Canes overall this season.

Coop DOES IT ALL

- A year after Travis Benjamin collected 274 all-purpose yards against FSU, Graig Cooper nearly matched the impressive feat in tallying 232 yards against the 'Noles in Tallahassee in the season opener on Labor Day.
- The junior collected 177 kick return yards - the fourth-highest single game total in school history.
- Cooper scored the eventual game-winning touchdown against FSU in the opener on a 3-yard run to put the 'Canes up 38-34 with 1:53 to play.
- On Sept. 17 against Georgia Tech, Cooper was at it again, racking up 93 yards rushing, 32 receiving and 61 yards on kick returns for a game-high 186 all-purpose yards.
- Despite missing most of two games this year (FAMU, UCF), he currently leads the team with 1,203 all-purpose yards.
- He has finished with exactly 130 all-purpose yards against Virginia Tech (9/26), Clemson (10/24) and UNC (11/14) and reached the 200-yard mark against Virginia (11/7) with 152 rushing yards, six receiving yards and 45 kick return yards.

The NORTHWESTERN SEVEN

▶ Last season's freshman class included seven players from Northwestern High School in Miami.

Here is a look at how each fared their first season at Miami in 2008:

QB JACORY HARRIS

▶ Played in all 13 games, starting two; Threw for 1,195 yards and 12 touchdowns; also ran for 101 yards

LB SEAN SPENCE

▶ Earned numerous Freshman All-America honors; Named ACC Defensive Rookie of the Year; Recorded 65 tackles

WR ALDARIUS JOHNSON

▶ Led the 'Canes in catches (31) and receiving yards (332); Caught eight passes for 84 yards and a TD at Duke

DT MARCUS FORSTON

▶ Earned numerous Freshman All-America honors; Had 4.5 tackles for a loss, including three sacks

WR TOMMY STREETER

▶ Sat out the 2008 season with a wrist injury

WR KENDAL THOMPkins

▶ Played in the first two games before an injury forced him to miss the remainder of the season.

OL BEN JONES

▶ Redshirted; Participated on the scout team

Miami VS. AP-RANKED TEAMS

- ▶ Miami has won 27 of its last 43 games against ranked teams, dating back to the 2000 season.
- ▶ Miami is 88-114-1 vs. AP-ranked teams since its first game against a ranked opponent in No. 18 Alabama in 1941.
- ▶ Miami is 40-57 vs. AP top-10 teams since playing No. 6 Alabama in 1947.
- ▶ Miami is 22-33 against AP top-5 teams since playing No. 3 Maryland in 1953.
- ▶ Miami's victory over No. 1 Florida State on Oct. 7, 2000, extended UM's record to 10-7 against No. 1-ranked teams. Of those 16 meetings with No. 1, six of the past eight have been against FSU.

Miami VS. RANKED OPPONENTS SINCE 1990

▶ Since 1990, Miami has registered a 48-38 mark against Associated Press ranked teams and a 125-16 record against unranked opponents. Miami's loss to North Carolina in 2004 marked the first loss to an unranked team since losing to East Carolina in 1999, a span of 65 games.

FOX ON SPORTING NEWS TODAY

- ▶ University of Miami offensive tackle Jason Fox is among 18 college football stars writing weekly diaries throughout the season in Sporting News Today, the world's first digital daily sports newspaper.
- ▶ The diaries, which will cover topics on the field and off it, began a week before the season-opener at FSU. To sign up for the free digital newspaper, which is no fewer than 30 pages a day, go to sportingnewstoday.com. At 7 a.m. ET each day, subscribers are sent an e-mail directing them to that day's edition.

All-Purpose YARDS RETURN

- ▶ Miami returns nine of its top 10 players in terms of all-purpose yards gained in 2008, with only Kayne Farquharson (280 yards) not back this season.
- ▶ In Miami's 2009 opener against FSU, Graig Cooper and Travis Benjamin continued to dominate the team's all-purpose yardage, accounting for over half (372 of 664) of the Hurricanes' all-purpose yardage. Cooper led the team with 232 yards - including 177 on kick-returns - while Benjamin had 140, 128 of which came through the air.
- ▶ Despite missing most of two games (FAMU, UCF), Cooper has a team-high 1,203 all-purpose yards, ranking him 60th nationally with an average of 120.30 yards per game.
- ▶ Behind Cooper, Leonard Hankerson (752), Travis Benjamin (586), Damien Berry (541) and Javarris James (535) round out the top five all-purpose performers for the 'Canes.
- ▶ Cooper (1,133) led the team in all-purpose yards in '08.
- ▶ Benjamin (1,012) ranked second on the team in all-purpose yards last year. It marked the second time a UM freshman recorded at least 1,000 all-purpose yards since 2006, after Javarris James tallied 1,002 yards as a freshman in 2006.

Turning THE CORNER

- ▶ Sophomore cornerback Brandon Harris is having a strong season for the 'Canes in his second season as a starter.
- ▶ He currently leads the ACC and ranks in a tie for eighth nationally with 1.27 passes defensed per game.
- ▶ He recorded his first interception of the season on Oct. 10 against Florida A&M.
- ▶ He tallied a career-high nine total tackles at FSU in the season-opener, earning ACC Defensive Back of the Week honors for his effort in Tallahassee.
- ▶ Harris, a 2009 All-ACC Academic Team member, is currently third on the team with 50 tackles
- ▶ Last season as a true freshman, he finished the year with 30 total tackles and he had just three passes defensed in 13 games.

Two SPORT STAR

- ▶ With five national championships and decades of success on the gridiron, football players at "The U" are usually the most recognizable athletes. However, one of the most recognizable names on the 2009 roster is former UM basketball player Jimmy Graham.
- ▶ Graham, who is among the program's all-time Top 10 in career blocks, opted to join the football team in lieu of pursuing a professional basketball career after his basketball eligibility expired at the conclusion of the 2008-09 season.
- ▶ He has played in each of Miami's first 11 games this season. His first three catches went for touchdowns, scoring in UM's first three home games this season (vs. Georgia Tech, vs. Oklahoma and vs. FAMU).
- ▶ He is currently tied for team-lead with five TD catches.
- ▶ Against Duke on Nov. 21, he had a career-day with five catches for 73 yards. On the year, Graham has 14 catches for 183 yards.
- ▶ At 6-8, he is the second-tallest player on UM's roster (reserve offensive lineman Ian Symonette stands at 6-9).
- ▶ He is one of four former college basketball players making the switch to the gridiron in 2009 - Arizona forward-turned-Houston tight end Fendi Onobu, Michigan point guard-turned-slot receiver Kelvin Grady and Duke point guard-turned-Syracuse quarterback Greg Paulus.

'Canes IN THE NFL IN WEEK 10

▶ Tune into nearly any NFL game on a Sunday or Monday, and you're likely to see several former Hurricanes excelling at the next level. No school in the country has as many former players in the NFL than the University of Miami, and that is evident by the number of current Pro Bowl players and Super Bowl champions that hail from "The U". The following list is the top performances by former Hurricanes this past weekend in the NFL:

1. Jonathan Vilma – New Orleans Saints LB (at Tampa Bay)

▶ Tallied six total tackles (all solo) and recorded his first interception of the year

2. Ray Lewis - Baltimore Ravens LB (vs. Indianapolis)

▶ Recorded eight total tackles (four solo, four assists) and forced a fumble

3. Brandon Meriweather – New England Patriots SS (vs. New York Jets)

▶ Finished with five total tackles and recorded his third interception of the season

4. Andre Johnson - Houston Texans WR (vs. Tennessee)

▶ Had four catches for 78 yards and a touchdown in home loss to the Titans

5. Reggie Wayne - Indianapolis Colts WR (at Baltimore)

▶ Had seven catches for 89 yards - his ninth game in 10 weeks with 60+ receiving yards

6. Frank Gore - San Francisco 49ers (at Green Bay)

▶ Ran for 59 yards on just seven carries and added a receiving touchdown

7. Ed Reed - Baltimore Ravens S (vs. Indianapolis)

▶ Had four total tackles (all solo) and recorded his third interception of the season

8. Jon Beason - Carolina Panthers LB (vs. Miami)

▶ Had a game-high eight tackles (all solo) in home loss to Miami

9. Antonio Dixon – Philadelphia Eagles DT (at Chicago)

▶ Blocked a field goal late in the game to help preserve the win for Philly

10. Vince Wilfork – New England Patriots DT (vs. New York Jets)

▶ Recorded his second-highest tackle total of the year with three solo stops and two assists

11. Calais Campbell – Arizona Cardinals DE (at St. Louis)

▶ Forced a fumble and recorded two solo tackles in win over the Rams

12. Antrel Rolle – Arizona Cardinals FS (at St. Louis)

▶ Had five total tackles (three solo, two assists) in road win

13. Rocky McIntosh - Washington Redskins LB (at Dallas)

▶ Had six total tackles (five total, one assist) in close loss at Dallas

14. D.J. Williams - Denver Broncos LB (vs. San Diego)

▶ Had six total tackles (five solo) in home loss to the Chargers

15. Greg Olsen – Chicago Bears TE (vs. Philadelphia)

▶ Had a team-high six catches for 42 yards in home loss to the Eagles

'Canes IN THE PRO BOWL

▶ Seven former University of Miami football players were named to the 2009 NFL Pro Bowl, easily the highest representation for any school in the nation. The list included:

WR	Andre Johnson	Houston Texans
WR	Reggie Wayne	Indianapolis Colts
RB	Clinton Portis	Washington Redskins
LB	Ray Lewis	Baltimore Ravens
LB	Jon Beason	Carolina Panthers
S	Ed Reed	Baltimore Ravens
P	Jeff Feagles	New York Giants

▶ With seven Pro Bowl players, Miami had as many or more than the representation of three entire BCS-conferences. UM's seven former players tied the entire Big 10 Conference (7) while it led the total produced by both the Pac-10 (6) and the Big East (4).

▶ The Atlantic Coast Conference topped all leagues with 20 representatives from current ACC schools. The Southeastern Conference was second with 13 former players selected.

'Canes AND THE LEAGUE

▶ The University of Miami had 41 players on 2009 opening day NFL rosters - the second-most of any college football program in the country. Trailing only LSU by one, the Hurricanes lead a group of nine ACC schools in the Top 25 most-represented programs in the country. Here is a list of schools which had at least 30 former players on NFL rosters on opening day:

School	Total
LSU	42
MIAMI	41
Ohio State	39
Texas	39
Georgia	38
USC	37
Tennessee	35
Florida State	32
Michigan	30

▶ Miami currently has 39 players on teams as of the second week of the 2009 NFL season. Take a look at the former Hurricanes currently in the NFL.

ARIZONA CARDINALS

Calais Campbell	DL
Antrel Rolle	DB

ATLANTA FALCONS

Spencer Adkins	LB
Brett Romberg	OL

BUFFALO BILLS

Roscoe Parrish	WR
----------------	----

BALTIMORE RAVENS

Tavares Gooden	LB
Ray Lewis	LB
Willis McGahee	RB
Ed Reed	S

CAROLINA PANTHERS

Jon Beason	LB
Damione Lewis	DL

CHICAGO BEARS

Devin Hester	WR/PR
Greg Olsen	TE

DENVER BRONCOS

D.J. Williams	LB
---------------	----

DETROIT LIONS

Phillip Buchanon	DB
------------------	----

HOUSTON TEXANS

Rashad Butler	OL
Andre Johnson	WR
Chris Myers	OL
Eric Winston	OL

INDIANAPOLIS COLTS

Reggie Wayne	WR
--------------	----

MIAMI DOLPHINS

Vernon Carey	OL
--------------	----

MINNESOTA VIKINGS

Bryant McKinnie	OL
-----------------	----

NEW ENGLAND PATRIOTS

Brandon Meriweather	S
Vince Wilfork	DL

NEW ORLEANS SAINTS

Jeremy Shockey	TE
Jonathan Vilma	LB

NEW YORK GIANTS

Jeff Feagles	P
Bruce Johnson	DB
Sinorice Moss	WR
Kenny Phillips	S

PHILADELPHIA EAGLES

Antonio Dixon	DL
---------------	----

SAN FRANCISCO 49ERS

Frank Gore	RB
------------	----

SEATTLE SEAHAWKS

Edgerrin James	RB
Kelly Jennings	DB

TAMPA BAY BUCCANEERS

Kellen Winslow	TE
----------------	----

WASHINGTON REDSKINS

Antonio Dixon	DL
Rocky McIntosh	LB
Santana Moss	WR
Clinton Portis	RB

(Updated as of Sept. 21, 2009)

Recapping THE SPRING GAME

▶ Damien Berry carried 14 times for 114 yards including a 54-yard TD run and Jacory Harris completed 9-of-16 passes for 141 yards as the UM offense shined in a 52-3 win over the defense at Lockhart Stadium on March 28 in the annual UM Spring game.

▶ Miami's offense racked up 406 total yards on 71 total plays while scoring 52 points in a scoring system put together by the coaching staff. The offense scored six points on a touchdown, three points on a field goal, one point on a PAT, one point for crossing the 50-yard line and one point for every first down.

▶ UM's defense was able to score six points for any defensive touchdown, two points for a fumble, two points for an INT and one point for a three-and-out. The defense scored its three points on an INT by safety Randy Phillips and one point for a three-and-out.

▶ Thearon Collier led all receivers with 65 yards on five receptions including a 26-yard long. Kendal Thompkins caught two passes for 45 yards while LaRon Byrd had 43 yards on two receptions.

Torretta HONORED FOR HALL INDUCTION

▶ Former Hurricane great Gino Torretta was honored at halftime of the Miami-Georgia Tech game on Sept. 17 after it was announced on April 30 that he will be inducted into the College Football Hall of Fame.

▶ Archie Manning – the chairman of The National Football Foundation and College Hall of Fame – announced that Torretta would join 15 fellow First Team All-America players and two legendary coaches in the College Football Hall of Fame Class of 2009.

▶ He will be inducted in the Hall of Fame on Dec. 8 in New York City and officially enshrined at the Hall in South Bend, Ind., during ceremonies in the summer of 2010.

▶ Joining Torretta in the class is an impressive group of college football names, including Notre Dame wide receiver Tim Brown, Ohio State linebacker Chris Spielman and legendary coaches John Robinson and Dick McPherson.

▶ With the announcement, he became just the fourth Hurricane player to be selected for induction in the Hall, joining Bennie Blades (2006), Don Bosseler (1990) and Ted Hendricks (1987) in prestigious company.

Testaverde NAMED TO ACC'S 2009 LEGENDS CLASS

▶ Former quarterback Vinny Testaverde has been named by the Atlantic Coast Conference as the University of Miami's representative in its Class of 2009 Dr Pepper Football Championship Game Legends. Testaverde, a Ring of Honor and Hall of Fame member at UM, headlines the 12-member group announced by the league on Sept. 2 that also includes former Florida State quarterback Chris Weinke and one of the winningest head coaches in league history in Clemson's Danny Ford.

▶ The Legends will be honored at this year's Dr Pepper ACC Football Championship Game weekend. They will appear at the ACC Coaches and Awards Luncheon at noon on Friday, Dec. 4, and will be honored at the "ACC Night of Legends" held at the Grand Hyatt Tampa Bay on Friday evening. They will also be recognized during pre-game ceremonies at Raymond James Stadium for the 5th Annual Dr Pepper ACC Football Championship, which has an 8 p.m. kickoff on Dec. 5 and will be nationally televised by ESPN.

Three 'CANES INDUCTED INTO RING OF HONOR

▶ Former 'Canes Bennie Blades, Eddie Dunn and Steve Walsh were all placed in the Ring of Honor during halftime of Miami's game against Clemson on Oct. 24 at Land Shark Stadium.

▶ The Ring of Honor was established during the 1997 season as a way to recognize the outstanding players that have passed through the UM football program. This was the fourth class to be inducted.

▶ Blades, Dunn and Walsh joined 13 Ring of Honor members, bring the current class to 16 former 'Canes. The new inductees' names will be on display at future UM games in Land Shark Stadium beginning Oct. 24.

CURRENT RING OF HONOR MEMBERS

- Ottis Anderson (1975-78)
- Don Bosseler (1953-56)
- Jim Dooley (1949-51)
- Ted Hendricks (1966-68)
- Jim Kelly (1979-82)
- Cortez Kennedy (1988-89)
- Bernie Kosar (1982-84)
- Edgerrin James (1996-98)
- George Mira (1961-63)
- Jim Otto (1957-59)
- Burgess Owens (1970-72)
- Vinny Testaverde (1982-86)
- Gino Torretta (1989-92)

2009 INDUCTEES

- Bennie Blades (1985-87)
- Eddie Dunn (1935-39)
- Steve Walsh (1987-88)

▶ The Ring of Honor was established during the 1997 season as a way to recognize the outstanding players that have passed through the Hurricane Football program. This becomes the fourth class to be inducted. The initial class was made up of Mira, Dooley, Hendricks and Testaverde while the second class of Anderson, Bosseler, Kosar and Owens was inducted in 1999. Last year, Miami inducted its third class of Kelly, Kennedy, James, Otto and Torretta.

▶ A special luncheon featuring the new Ring of Honor inductees and members from previous classes will be held the day before the game - Friday, October 23, 2009 - from 12 - 2 p.m. at the Four Seasons Hotel Miami at 1435 Brickell Avenue, Miami, Florida. Sponsor tables can be purchased for \$1,500 and luncheon tickets may be purchased for \$100 per person. For further information please contact the University of Miami Hurricane Club at (305) 284-6699. Proceeds from the Luncheon will benefit the Hurricane Club Student-Athlete Scholarship Fund. Sponsor table hosts will receive their name in the program and a special gift, as well as preferred seating.

Fox EARNS WEEKLY HONOR AFTER OU GAME

► Senior offensive tackle Jason Fox was named ACC Offensive Lineman of the Week after anchoring an offensive front that paved the way for Javarris James' 150 rushing yards against the nation's top-ranked rushing defense in a 21-20 win against eighth-ranked Oklahoma on Oct. 3. Aided by Fox's performance at the tackle position, the Hurricanes piled on 342 yards of total offense. Fox graded out at 99 percent for the game and added three pancake blocks, while not allowing a sack.

Fox EARNS SECOND ACC WEEKLY HONOR

► Miami left tackle Jason Fox has been selected one of five Atlantic Coast Conference football players of the week announced last week by the ACC. Fox earned his second conference weekly honor this season.

► Fox was selected as the ACC Offensive Lineman of the Week after helping the Hurricanes defeat Virginia, 52-17. Fox helped anchor an offensive line that made space for a Hurricane offense that piled up season-highs of 515 yards and 268 rushing yards in Miami's 52-17 win over visiting Virginia.

► Fox graded out at 98 percent, had five pancake blocks and did not allow a sack.

Harris AND HARRIS HONORED

► Sophomores Jacory and Brandon Harris were selected Atlantic Coast Conference football players of the week for the week ending Sept. 7.

► Jacory earned ACC Offensive Back of the Week honors after throwing for a career-high 386 yards and two touchdowns on 21-of-34 passing in Miami's 38-34 upset of No. 18 Florida State in Tallahassee. Making his first career start against the Seminoles and third overall, Harris' 386 yards were the most by a Miami quarterback in the storied rivalry between the in-state foes and the 10th-highest single-game total in school history.

► Brandon Harris was selected ACC Defensive Back of the Week after tallying a game- and career-high nine tackles (three solo) and breaking up two passes against Florida State. Clinging to a 38-34 lead with Florida State on the Miami two-yard line with nine seconds remaining, he defended a Christian Ponder pass to help seal the win for the Hurricanes.

Jacory HONORED AGAIN

► Miami quarterback Jacory Harris has been selected one of five Atlantic Coast Conference football players of the week on Sept. 21 by the ACC. It is Harris' second of the season and fifth of his career.

► For the second time in three weeks, Harris was selected as the ACC Offensive Back of the Week. Both of Harris' selections in 2009 had come after performances in prime time games - after a 38-34 win at No. 18 Florida State (Sept. 5) and a stellar game in a 33-17 win against 14th-ranked Georgia Tech last Thursday night (Sept. 17) on ESPN.

► Harris helped Miami to its second straight conference win by completing 20-of-25 passes-a career-high 80.0 percent completion rate-for 270 yards, and three touchdowns. The sophomore signal caller completed a career-long 40-yard touchdown aerial to sophomore wide receiver LaRon Byrd in the opening quarter and has completed at least 20 passes in three straight games, dating back to last season's finale.

Jacory EARNS THIRD WEEKLY AWARD

► Jacory Harris was selected an Atlantic Coast Conference football player of the week after the Wake Forest game.

► It was Harris' third of the season and sixth of his career. Harris shared the honor with Duke quarterback Thaddeus Lewis.

► Harris earned his third Offensive Back of the Week accolade this season after he picked up his second career 300-yard passing game in a 28-27 comeback win at Wake Forest. He completed 22-of-43 attempts for 330 yards and three touchdowns, including the game-winner to Travis Benjamin with 1:08 left in the game that capped a nine-play and 82-yard drive.

► Harris surpassed the 2,000-yard passing mark to become the first Hurricane to throw for more than 2,000 yards in a season since Kyle Wright in 2005.

Bosher NAMED "STAR OF THE WEEK"

► Junior punter/placekicker Matt Bosher has been named one of three Lou Groza National Collegiate Place Kicker Award "Stars of the Week" after his performance against Clemson.

► Bosher, who was named ACC Specialist of the Week after the UCF game, had another solid performance as he kicked three field goals and converted four point after touch-down attempts in Miami's game with Clemson. He connected on field goals from 49 yards, 51 yards and 22 yards. He also punted three times, averaging 46.3 yards per punt with a long of 55 yards and did not allow a return.

► For the season, Bosher is 13-of-15 (86.7 percent) in field goal attempts with a season-long of 51 yards. He currently leads Miami with 83 points.

Bosher EARNS ACC WEEKLY HONOR

► Punter/kicker Matt Bosher was named ACC Specialist of the Week for his performance at UCF on Oct. 17.

► Bosher converted all three of his point-after-touchdown attempts and connected on two field goals in the Hurricanes' 27-7 win over the Knights in Orlando.

► He had a season-long 46-yard field goal in the third quarter and extended his current streak of consecutive PATs to 62 straight.

► Additionally, he punted four times and averaged 33.2 yards per punt, while three of his kicks were downed inside UCF's 20-yard line.

Bosher NAMED TO GROZA WATCH LIST

► Junior Matt Bosher was named to the preseason watch list for the Lou Groza Award, given annually to the nation's top collegiate kicker.

► Nine 2008 semifinalists - including Bosher - are named to the list. As a sophomore in 2008, Bosher earned second team All-ACC honors as a kicker and punter and also was awarded Miami's Jack Harding Award, given to the team's most valuable player.

► Bosher led Miami with 94 points in 2008, connecting on 18-of-20 field goal attempts and 40-of-40 PAT's.

B. Harris AND FOX MID-SEASON ALL-AMERICANS

► Sophomore cornerback Brandon Harris was named a midseason First Team All-American by SI.com.

► Harris ranks among the national leaders in passes broken up (13) and passes defended (14) and ranks third on the team with 50 tackles this season.

► In addition to Harris earning first team honors, senior left tackle Jason Fox was named to SI.com's second team.

► Fox has earned ACC Weekly honors twice this year (after Oklahoma and Virginia).

Butkus BOYS

► Senior Darryl Sharpton and sophomore Sean Spence were named to the initial watch list for the 2009 Dick Butkus Award, given annually to the nation's top linebacker.

► Eight Atlantic Coast Conference linebackers were among the 35 selected to the list while Miami was one of eight schools nationally with two players represented on the list, along with Penn State, Georgia, USC, Alabama, Oklahoma, North Carolina and Iowa.

► Spence was named 2008 ACC Defensive Rookie of the Year last season while Sharpton returns after starting 10 of 13 games a season ago.

► This year, Sharpton is second on the team with 83 tackles while Spence, who has missed three games with an injury, has 35.

Jacory ADDED TO MANNING WATCH LIST

- ▶ Jacory Harris was added to the watch list for the 2009 Manning Award on Oct. 22
- ▶ One of 10 quarterbacks added to the list, Harris has passed for 3,003 yards and 21 touchdowns through the first 11 games of the season.
- ▶ The award was created by the Allstate Sugar Bowl in honor of the college football accomplishments of Archie, Peyton and Eli Manning. It is the only quarterback award that takes into consideration the candidates' bowl performances.
- ▶ Ten finalists will be determined by a selected panel of national media covering college football, as well as each of the Mannings. That list will be released on Monday, Nov. 30. The winner will be announced on Thursday, Jan. 14.
- ▶ USC's Matt Leinart was the inaugural winner of the award in 2005, followed by Texas' Vince Young in 2006. Both went on to be top 10 NFL draft picks. In 2007, LSU's JaMarcus Russell earned the award and was the NFL's No. 1 draft pick. Boston College's Matt Ryan claimed the award in 2008 and was drafted No. 3, quickly becoming the starting quarterback for the Falcons. Last season's winner was Florida's Tim Tebow, who is making his bid to become the first two-time winner of the honor this year.

2009 Manning Award Watch List Midseason Additions

Blaine Gabbert	Sophomore	Missouri
Jacory Harris	Sophomore	Miami
G.J. Kinne	Sophomore	Tulsa
Ryan Mallett	Sophomore	Arkansas
Greg McElroy	Junior	Alabama
Aaron Opelt	Senior	Toledo
Christian Ponder	Junior	Florida St.
Bill Stull	Senior	Pittsburgh
Tyrod Taylor	Junior	Virginia Tech
Chris Todd	Senior	Auburn

Jacory NAMED SEMIFINALIST FOR DAVEY O'BRIEN

- ▶ Sophomore quarterback Jacory Harris has been named a semifinalist for the Davey O'Brien National Quarterback Award® (The O'Brien) announced Monday.
- ▶ Narrowed down from all 120 Football Bowl Subdivision (FBS) quarterbacks, the list highlights 15 individuals who will vie for the oldest and most prestigious award honoring the nation's best college quarterback. The 2009 O'Brien Semifinalists represent schools from the following conferences: ACC (1), Big East (2), Big Ten (2), Big 12 (3), Conference USA (1), Ind. (1), Mid-American (1), Pac-10 (2), SEC (1) and the WAC (1).
- ▶ Through 11 games, Harris has completed 60.4 percent of his passes (215-356) and passed for 3,003 yards and 21 touchdowns. He has a 141.17 passing efficiency which ranks 29th nationally.

2009 O'Brien Semifinalists

Matt Barkley	FR	USC	Pac-10
Daryll Clark	SR	Penn State	Big Ten
Jimmy Clausen	JR	Notre Dame	Independent
Jacory Harris	SO	Miami	ACC
Case Keenum	JR	Houston	Conference USA
Dan LeFevour	SR	Central Michigan	Mid-American
Jake Locker	JR	Washington	Pac-10
Colt McCoy	SR	Texas	Big 12
Kellen Moore	SO	Boise State	WAC
Tony Pike	SR	Cincinnati	Big East
Todd Reesing	SR	Kansas	Big 12
Zac Robinson	SR	Oklahoma State	Big 12
Ricky Stanzi	JR	Iowa	Big Ten
Bill Stull	SR	Pittsburgh	Big East
Tim Tebow	SR	Florida	SEC

Randy SHANNON NAMED TO BRYANT WATCH LIST

- ▶ Head coach Randy Shannon is one of 20 head coaches in the FBS named to the watch list for the 2009 Paul "Bear" Bryant Award, given annually to the nation's top head coach.
- ▶ The Paul "Bear" Bryant Awards committee of the American Heart Association consists of current and past event chairmen, Bryant family representatives, national sportscasters and sportswriters association representatives, college football sports analysts and former collegiate players and coaches.

Robb Akey	University of Idaho
Mack Brown	University of Texas
Pete Carroll	University of Southern California
Kirk Ferentz	University of Iowa
Al Golden	Temple University
Mike Gundy	Oklahoma State University
Paul Johnson	Georgia Tech
Brian Kelly	University of Cincinnati
Chip Kelly	University of Oregon
Bronco Mendenhall	Brigham Young University
Urban Meyer	University of Florida
Les Miles	Louisiana State University
Joe Paterno	Penn State University
Gary Patterson	Texas Christian University
Chris Petersen	Boise State University
Nick Saban	University of Alabama
Randy Shannon	University of Miami
Bill Stewart	West Virginia University
Kevin Sumlin	University of Houston
Dave Wannstedt	University of Pittsburgh

Brandon HARRIS NAMED THORPE SEMIFINALIST

- ▶ Sophomore defensive back Brandon Harris has been named one of 12 semifinalists for the Jim Thorpe Award, given annually to the nation's best college defensive back.
- ▶ This list will be narrowed again on November 23, to three finalists who will be invited to the nationally telecast Home Depot ESPNU College Football Awards Show on December 10. The winner will be announced on the show and the official presentation will be at a formal banquet in Oklahoma City on February 9, 2010.
- ▶ The 2009 award marks the 24th presentation of the trophy, first won in 1986 by Baylor's Thomas Everett.
- ▶ Jim Thorpe Award winners are selected for performance on the field, athletic ability and character.

2009 Thorpe Semifinalists

Javier Arenas	Sr.	Alabama
Eric Berry	Jr.	Tennessee
Barry Church	Sr.	Toledo
Perrish Cox	Sr.	Oklahoma State
Joe Haden	Jr.	Florida
Brandon Harris	So.	Miami
Taylor Mays	Sr.	USC
Tyler Sash	So.	Iowa
Darrell Stuckey	Sr.	Kansas
Earl Thomas	So.	Texas
Alterraun Verner	Sr.	UCLA
Kyle Wilson	Sr.	Boise State

2009 'CANES ON NATIONAL PRESEASON LISTS

► Hurricane players have been getting some preseason accolades. Take a look at how some analysts feel about some of the 'Canes in 2009:

SEAN SPENCE

Butkus Award Watch List
Rivals.com National No. 17 Linebacker
Herbie Award (ESPN): No. 5 Best Outside Linebacker
Phil Steele All-ACC Second Team Linebacker
College Football News All-ACC Second Team Linebacker
College Football News No. 27 Top ACC Player

MATT BOSHER

Groza Award Watch List
Preseason All-ACC Selection
Phil Steele All-ACC First Team Kicker
Phil Steele All-ACC Third Team Punter
College Football News All-ACC First Team Kicker
College Football News Honorable Mention All-American Kicker

JASON FOX

Preseason All-ACC Selection
Rivals.com National No. 20 Offensive Tackle
Phil Steele All-ACC First Team Offensive Tackle
College Football News National No. 21 Offensive Tackle

ALDARIUS JOHNSON

Phil Steele All-ACC First Team Wide Receiver
College Football News All-ACC First Team Wide Receiver
College Football News No. 28 Top ACC Player
College Football News National No. 20 Wide Receiver

GRAIG COOPER

Phil Steele All-ACC Fourth Team Running Back
College Football News All-ACC Second Team Running Back
College Football News No. 18 Top ACC Player

TRAVIS BENJAMIN

Phil Steele All-ACC First Team Punt Returner
College Football News All-ACC First Team Punt Returner

ERIC MONCUR

Phil Steele All-ACC Fourth Team Defensive End
College Football News All-ACC Second Team Defensive End

DARRYL SHARPTON

Butkus Award Watch List

RYAN HILL

Phil Steele All-ACC Fourth Team Strong Safety

COLIN MCCARTHY

Phil Steele All-ACC Third Team Linebacker

MARCUS FORSTON

Phil Steele All-ACC Second Team Defensive Tackle

JACORY HARRIS

Herbie Award (ESPN): No. 5 Top First-Year QB Starters

ORLANDO FRANKLIN

Phil Steele All-ACC Second Team Offensive Guard

Highsmith MAKES HIS DEBUT

► True freshman quarterback A.J. Highsmith saw his first collegiate action on Oct. 10 against Florida A&M.

► Highsmith -- son of former UM running back Alonzo Highsmith - played the entire second half against the Rattlers, completing all three of his passes for 38 yards, including a 29-yard toss to fellow freshman Tommy Streeter.

► He played in his second game against Virginia on Nov. 7, tossing his first career touchdown pass on a 15-yard pass to Kendal Thompkins.

Mighty MARCUS

► After recording just nine total tackles and 2.0 tackles for a loss in UM's first nine games last season, defensive end Marcus Robinson came alive in the 'Canes last four contests, recording team-highs in solo tackles (19), total tackles (26), tackles for a loss (7.0) and sacks (4.0) over that span.

► Over the last four games of last season Robinson averaged 6.5 tackles, 1.75 tackles for a loss and one sack per contest.

► This season, Robinson has 17 tackles, 6.0 tackles for a loss, four sacks, two QB hurries, two forced fumbles and against Clemson on Oct. 24, he returned a fumble for a TD.

Coordinators ON TAP

► Randy Shannon's 2009 staff has two new assistant coaches – assistant head coach Mark Whipple and defensive coordinator John Lovett.

► **Mark Whipple, Assistant Head Coach/Quarterbacks/Offensive Coordinator** - Whipple is a veteran of 27 seasons as a coach on both the collegiate and professional levels. Whipple spent the 2008 season as an offensive assistant coach with the Philadelphia Eagles helping the team to an appearance in the NFC championship game. Before joining the Eagles, he served as the quarterbacks coach of the Pittsburgh Steelers from 2004-06 where he was instrumental in the development of Ben Roethlisberger, who became the youngest starting quarterback to win a Super Bowl. In 2004, Roethlisberger became the first NFL quarterback to finish a season undefeated with a 13-0 record in games he started. Prior to his move to the NFL, Whipple coached 16 seasons as a head coach at the collegiate level compiling an overall record of 121-59 (.672) at stops at the University of Massachusetts, Brown and New Haven. While at UMass, he posted a 49-26 (.653) record in six years (1998-2003) leading the Minutemen to a Division I-AA National Championship in his first season with the team in 1998. He also won a pair of conference championships. His 1998 national championship team finished with a school record in wins finishing the season 12-3. He was named National Coach of the Year by the American Football Coaches Association and Don Hansen's National Weekly Football Gazette in 1998 and earned Atlantic 10 Coach of the Year honors in 2003. He posted five winning seasons in only six years as head coach. He coached nine different players who won first team All-America honors.

► **John Lovett, Defensive Coordinator**– Lovett has 18 years of experience as a defensive coordinator with stops at Clemson, Auburn and Mississippi, Lovett inherits a unit that returns 15 players with starting experience, including three Freshman All-Americans. Lovett spent the last two seasons as the special teams coordinator and a defensive assistant at North Carolina, where the kickoff coverage unit ranked among the nation's top 15 and the Tar Heels blocked six kicks in 2008. He coached the NCAA all-time leader in combined kick return yards in Brandon Tate. Tate also established the ACC career mark for kickoff return yards. Kicker Connor Barth set the school career mark for field goals. Prior to going to North Carolina, Lovett was the defensive coordinator at Bowling Green from 2005-06. In addition to coordinating the defense at Bowling Green, Lovett coached linebackers in 2005 and defensive backs in 2006. In his first year with the Falcons, Lovett's defense ranked 20th in the country in turnover margin. Lovett served as the defensive coordinator at Clemson from 2002-04 and helped develop one of the ACC's top defenses. In 2004, Clemson was 11th in the nation in pass defense efficiency (103.4) and 26th in total defense (327.3). In 2003, his defense allowed just 19.2 points per game as Clemson finished the year with nine wins and a top 25 national ranking.

Old WISE MEN

► Safety Randy Phillips and defensive end Eric Moncur return in 2009 as the senior citizens of the Hurricanes' defense. Moncur came to UM in 2004 and redshirted that season before Phillips joined him on the field in 2005.

► This season, Randy Phillips was among the team's tackle leaders before missing three games recovering from an injury. On the year, Phillips has 40 tackles and leads the team with two interceptions (at FSU, vs. Clemson).

► Moncur made his 2009 debut on Sept. 17 vs. Georgia Tech, recording three tackles in his first game in nearly a year.

► The pair has combined to play in 83 games in their careers, with Phillips having played in 42 and Moncur having played in 41.

Shields SHIFTING GEARS

► After three seasons as a wide receiver, veteran Sam Shields has made the move to cornerback this year.

► Shields, who had just 470 receiving yards combined the last two seasons after tallying 501 yards as a freshman, is UM's fastest player (4.2 40-yard dash) and has instantly added another dimension to the UM secondary.

► Through the season's first 10 games, Shields ranked fourth on the team with 38 tackles before suffering an injury at UNC on Nov. 14.

2009 ALPHABETICAL ROSTER

No.	Name	Class	Pos.	Ht.	Wt.	Hometown/High School/College
26	Ray-Ray Armstrong	Fr.	DB	6-4	220	Sanford, Fla./Seminole
57	Allen Bailey	Jr.	DL	6-4	288	Sapelo, Ga./McIntosh County Academy
3	Travis Benjamin	Soph.	WR	5-10	175	Belle Glade, Fla./Glades Central
20	Damien Berry	Jr.	RB	5-11	217	Belle Glade, Fla./Glades Central
25	Matt Bosher	Jr.	P/PK	6-0	205	Jupiter, Fla./Jupiter
11	Arthur Brown	Soph.	LB	6-2	220	Wichita, Kan./Wichita East
45	Ramon Buchanan	Soph.	LB	6-1	215	Melbourne, Fla./Palm Bay
47	LaRon Byrd	Soph.	WR	6-4	215	Hahnville, La./Hahnville
87	Jake Byrne	Sr.	TE/LS	6-4	215	Miami, Fla./Gulliver Prep
43	John Calhoun	Soph.	FB	6-3	255	Micco, Fla./Sebastian River
47	Jared Campbell	Jr.	DB	6-0	205	Aurora, Colo./Overland
32	Lee Chambers	Soph.	RB	5-10	192	Coffeerville, Miss./Coffeerville
28	Thearon Collier	Soph.	WR	5-9	192	Miami, Fla./Booker T. Washington
2	Graig Cooper	Jr.	RB	6-0	205	Memphis, Tenn./Melrose/Milford Prep
49	Dyron Dye	Fr.	DL	6-5	240	Sanford, Fla./Seminole
18	Dedrick Epps	Sr.	TE	6-4	253	Richmond, Va./Huguenot
61	Joel Figueroa	Jr.	OL	6-5	330	Miami, Fla./North Miami
99	Marcus Forston	Soph.	DL	6-3	310	Miami, Fla./Northwestern
64	Jason Fox	Sr.	OT	6-7	314	Fort Worth, Texas/North Crowley
74	Orlando Franklin	Jr.	OL	6-7	318	Toronto, Can./Atlantic (Delray Beach, Fla.)
58	Jordan Futch	Soph.	LB	6-2	235	Hollywood, Fla./Chaminade Madonna
69	Sean Goldstein	R-Fr.	LB	6-0	225	Dresher, Pa./Chestnut Hill Academy
84	Richard Gordon	Sr.	TE	6-4	265	Miami, Fla./Norland/Milford Prep (N.Y.)
80	Jimmy Graham	Sr.	TE	6-8	260	Goldsboro, N.C./Charis Prep
24	Chavez Grant	Sr.	DB	5-11	183	Miami, Fla./Booker T. Washington
51	Shayon Green	Fr.	LB	6-2	235	Tifton, Ga./Tifton County
66	Harland Gunn	Soph.	OL	6-2	315	Omaha, Neb./Central
85	Leonard Hankerson Jr.	WR	6-3	215	Fort Lauderdale, Fla./St. Thomas Aquinas	
95	Gavin Hardin	R-Fr.	DL	6-4	245	Jackson, Tenn./Central-Merry
1	Brandon Harris	Soph.	DB	5-11	195	Miami, Fla./Booker T. Washington
12	Jacory Harris	Soph.	QB	6-4	190	Miami, Fla./Northwestern
19	A.J. Highsmith	Fr.	QB	6-0	195	Missouri City, Texas/Hightower
30	Patrick Hill	Sr.	FB	5-9	255	Torrance, Calif./Fairfax HS (Calif.)/El Camino C.C.
13	Ryan Hill	Sr.	DB	6-0	205	Tallahassee, Fla./Rickards
92	Josh Holmes	Jr.	DL	6-0	280	San Diego, Calif./Point Loma
34	C.J. Holton	R-Fr.	LB	6-1	215	Crawfordville, Fla./Wakulla
63	Tyler Horn	Soph.	OL	6-4	300	Memphis, Tenn./University
60	Chris Ivory	Soph.	LS	6-2	228	Belleview, Fla./Belleview
5	Javarris James	Sr.	RB	6-0	208	Immokalee, Fla./Immokalee
22	Mike James	Fr.	RB	5-11	220	Hanies City, Fla./Ridge Community
4	Aldarius Johnson	Soph.	WR	6-3	208	Miami, Fla./Northwestern
81	Davon Johnson	Soph.	WR	6-0	192	Miami, Fla./Booker T. Washington
78	Jermaine Johnson	Fr.	OL	6-6	310	Fort Lauderdale, Fla./Hargrave Military
23	Tervaris Johnson	Sr.	TE	6-3	240	Miami, Fla./Monsignor Pace
55	Ben Jones	R-Fr.	OL	6-5	300	Miami, Fla./Northwestern
91	Joe Joseph	Sr.	DL	6-3	304	Orlando, Fla./Oak Ridge
98	Jeremy Lewis	Soph.	DL	6-3	310	West Palm Beach, Fla./Palm Beach Lakes

No.	Name	Class	Pos.	Ht.	Wt.	Hometown/High School/College
44	Colin McCarthy	R-Jr.	LB	6-3	242	Clearwater, Fla./Clearwater Central Catholic
21	Brandon McGee	Fr.	DB	6-0	190	Plantation, Fla./Plantation
27	Lamar Miller	Fr.	RB	5-11	205	Miami, Fla./Killian
94	Eric Moncur	Sr.	DL	6-2	250	Miami, Fla./Carol City
38	Cory Nelms	Jr.	DB	6-1	195	Neptune, N.J./Neptune
29	JoJo Nicolas	Jr.	DB	6-1	200	Homestead, Fla./Homestead Senior
97	Adewale Ojomo	Soph.	DL	6-4	253	Hialeah, Fla./Hialeah
53	Levi Paalua	R-Fr.	LB	6-2	225	Laie, Hawaii/Kahuku
17	Matt Perrelli	Sr.	QB/HO	6-3	240	Jupiter, Fla./Jupiter
6	Randy Phillips	Sr.	DB	6-1	210	Belle Glade, Fla./Glades Central
65	Matt Piphon	Sr.	OL	6-7	307	LaPorte City, Iowa/Union
77	Stephen Plein	Fr.	OL	6-6	260	Fort Myers, Fla./Fort Myers
96	Curtis Porter	Fr.	DL	6-1	315	Charlotte, N.C./Victory Christian
54	Micanor Regis	Soph.	DL	6-3	300	Pahokee, Fla./Pahokee
15	Jamal Reid	Fr.	DB	6-1	180	Mayo, Fla./Lafayette
36	Kylan Robinson	Jr.	LB	6-1	235	Anchorage, Alaska/Tampa Chamberlain
93	Luther Robinson	Fr.	DL	6-3	292	Fort Pierce, Fla./Westwood
56	Marcus Robinson	Soph.	DL	6-1	237	Homestead, Fla./Homestead
88	Billy Sanders	Fr.	TE	6-4	248	Phoenix, Ariz./Brophy College Preparatory
50	Darryl Sharpton	Sr.	LB	6-0	235	Coral Gables, Fla./Coral Gables
9	Sam Shields	Sr.	DB	6-0	190	Sarasota, Fla./Booker
48	Andrew Smith	Soph.	DL	6-2	245	Coconut Creek, Fla./Monarch
31	Sean Spence	Soph.	LB	6-0	212	Miami, Fla./Northwestern
86	Tommy Streeter	R-Fr.	WR	6-5	209	Miami, Fla./Northwestern
68	Ian Symonette	Jr.	OL	6-9	349	Nassau, Bahamas/St. Pius (Houston)
7	Vaughn Telemaque	R-Fr.	DB	6-2	197	Long Beach, Calif./Long Beach Poly
83	Kendal Thompkins	R-Fr.	WR	5-10	180	Miami, Fla./Northwestern
70	A.J. Trump	Sr.	OL	6-3	300	Clearwater, Fla./Central Catholic
33	Alex Uribe	Sr.	K	6-1	175	Miami, Fla./Gulliver Prep
8	DeMarcus Van Dyke	Jr.	DB	6-1	185	Miami, Fla./Monsignor Pace
35	Olivier Vernon	Fr.	DL	6-3	250	Miami, Fla./American
72	Brandon Washington	Fr.	OL	6-4	330	Miami, Fla./Milford (N.Y.) Academy/Northwestern
90	Steven Wesley	Jr.	DL	6-3	250	Bartow, Fla./Bartow
75	Jared Wheeler	Fr.	OL	6-5	330	Miami, Fla./American Heritage
71	Cory White	Fr.	OL	6-5	260	Orange Park, Fla./Fleming Island
40	Jake Wieclaw	R-Fr.	K	6-2	198	New Lenox, Ill./Lincoln Way Central

Walk-Ons (Duplicate Numbers)

Ben Bruneau	Soph.	WR	6-2	205	Opa-Locka, Fla./UCLA/Monsignor Pace
Nathan Gholston	Soph.	DB	5-7	180	Westland, Mich./Plymouth
Chris Hayes	Sr.	HO/WR	5-9	170	Sarasota, Fla./Out-of-Door Academy
Kris Kimball	Sr.	WR	5-9	195	Flourtown, Pa./Chestnut Hill Academy
Eduardo Lopez	Fr.	OL	6-0	315	Miami, Fla./Southwest Miami
David Thompson	R-Fr.	FB	5-10	245	Miami, Fla./Coral Reef

PRONUNCIATION GUIDE

Matt Bosher	BOSH-er
Ramon Buchanan	ray-mon
LaRon Byrd	luh-RON
Jake Byrne	Bern
Jared Campbell	JAR-ed
Thearon Collier	ther-RON
Graig Cooper	GREG
Dyron Dye	DYE-ron
Dedrick Epps	DEE-drick
Joel Figueroa	Jo-el fig-er-OH-uh
Chavez Grant	CHEV-ez
Shayon Green	SHAY-on
Javarris James	ja-VARR-iss
Davon Johnson	duh-VON

Tervaris Johnson	ter-VARR-iss
Eric Moncur	mahn-KURR
JoJo Nicholas	NICK-o-less
Adewale Ojomo	ad-uh-WALL-ee o-JO-mo
Levi Paalua	PAH-ah-lu-ah
Matt Perrelli	per-RELL-ee
Matt Piphon	PEE-po
Steven Plein	Pline
Micanor Regis	muh-connor REE-gis
Kylan Robinson	KIE-lin
Ian Symonette	SIM-uh-net
Olivier Vernon	OH-liv-ee-ay
Vaughn Telemaque	TELL-uh-mack
Jake Wieclaw	WHY-claw

2009 NUMERICAL ROSTER

No.	Name	Class	Pos.	Ht.	Wt.	Hometown/High School/College
1	Brandon Harris	Soph.	DB	5-11	195	Miami, Fla./Booker T. Washington
2	Graig Cooper	Jr.	RB	6-0	205	Memphis, Tenn./Melrose/Milford Prep
3	Travis Benjamin	Soph.	WR	5-10	175	Belle Glade, Fla./Glades Central
4	Aldarius Johnson	Soph.	WR	6-3	208	Miami, Fla./Northwestern
5	Javarris James	Sr.	RB	6-0	208	Immokalee, Fla./Immokalee
6	Randy Phillips	Sr.	DB	6-1	210	Belle Glade, Fla./Glades Central
7	Vaughn Telemaque	R-Fr.	DB	6-2	197	Long Beach, Calif./Long Beach Poly
8	DeMarcus Van Dyke	Jr.	DB	6-1	185	Miami, Fla./Monsignor Pace
9	Sam Shields	Sr.	DB	6-0	190	Sarasota, Fla./Booker
11	Arthur Brown	Soph.	LB	6-2	220	Wichita, Kan./Wichita East
12	Jacory Harris	Soph.	QB	6-4	190	Miami, Fla./Northwestern
13	Ryan Hill	Sr.	DB	6-0	205	Tallahassee, Fla./Rickards
15	Jamal Reid	Fr.	DB	6-1	180	Mayo, Fla./Lafayette
17	Matt Perrelli	Sr.	QB/HO	6-3	240	Jupiter, Fla./Jupiter
18	Dedrick Epps	Sr.	TE	6-4	253	Richmond, Va./Huguenot
19	A.J. Highsmith	Fr.	QB	6-0	195	Missouri City, Texas/Hightower
20	Damien Berry	Jr.	RB	5-11	217	Belle Glade, Fla./Glades Central
21	Brandon McGee	Fr.	DB	6-0	190	Plantation, Fla./Plantation
22	Mike James	Fr.	RB	5-11	220	Haines City, Fla./Ridge Community
23	Tervaris Johnson	Sr.	TE	6-3	240	Miami, Fla./Monsignor Pace
24	Chavez Grant	Sr.	DB	5-11	183	Miami, Fla./Booker T. Washington
25	Matt Boshier	Jr.	P/PK	6-0	205	Jupiter, Fla./Jupiter
26	Ray-Ray Armstrong	Fr.	DB	6-4	220	Sanford, Fla./Seminole
27	Lamar Miller	Fr.	RB	5-11	205	Miami, Fla./Killian
28	Thearon Collier	Soph.	WR	5-9	192	Miami, Fla./Booker T. Washington
29	JoJo Nicolas	Jr.	DB	6-1	200	Homestead, Fla./Homestead
30	Patrick Hill	Sr.	FB	5-9	255	Torrance, Calif./Fairfax HS (Calif.)/El Camino C.C.
31	Sean Spence	Soph.	LB	6-0	212	Miami, Fla./Northwestern
32	Lee Chambers	Soph.	RB	5-10	192	Coffeeville, Miss./Coffeeville
33	Alex Uribe	Sr.	K	6-1	175	Miami, Fla./Gulliver Prep
34	C.J. Holton	R-Fr.	LB	6-1	215	Crawfordville, Fla./Wakulla
35	Olivier Vernon	Fr.	DL	6-3	250	Miami, Fla./American
36	Kylan Robinson	Jr.	LB	6-1	235	Anchorage, Alaska/Tampa Chamberlain
37	Jared Campbell	Jr.	DB	6-0	205	Aurora, Colo./Overland
38	Cory Nelms	Jr.	DB	6-1	195	Neptune, N.J./Neptune
40	Jake Wieclaw	R-Fr.	K	6-2	198	New Lenox, Ill./Lincoln Way Central
43	John Calhoun	Soph.	FB	6-3	255	Micco, Fla./Sebastian River
44	Colin McCarthy	R-Jr.	LB	6-3	242	Clearwater, Fla./Clearwater Central Catholic
45	Ramon Buchanan	Soph.	LB	6-1	215	Melbourne, Fla./Palm Bay
47	LaRon Byrd	Soph.	WR	6-4	215	Hahnville, La./Hahnville
48	Andrew Smith	Soph.	DL	6-2	245	Coconut Creek, Fla./Monarch
49	Dyron Dye	Fr.	DL	6-5	240	Sanford, Fla./Seminole
50	Darryl Sharpton	Sr.	LB	6-0	235	Coral Gables, Fla./Coral Gables
51	Shayon Green	Fr.	LB	6-2	235	Tifton, Ga./Tifton County
53	Levi Paalua	R-Fr.	LB	6-2	225	Laie, Hawaii/Kahuku
54	Micanor Regis	Soph.	DL	6-3	300	Pahokee, Fla./Pahokee
55	Ben Jones	R-Fr.	OL	6-5	300	Miami, Fla./Northwestern
56	Marcus Robinson	Soph.	DL	6-1	237	Homestead, Fla./Homestead
57	Allen Bailey	Jr.	DL	6-4	288	Sapelo, Ga./McIntosh County Academy
58	Jordan Futch	Soph.	LB	6-2	235	Hollywood, Fla./Chaminade Madonna

No.	Name	Class	Pos.	Ht.	Wt.	Hometown/High School/College
60	Chris Ivory	Soph.	LS	6-2	228	Bellevue, Fla./Bellevue
61	Joel Figueroa	Jr.	OL	6-5	330	Miami, Fla./North Miami
63	Tyler Horn	Soph.	OL	6-4	300	Memphis, Tenn./University
64	Jason Fox	Sr.	OT	6-7	314	Fort Worth, Texas/North Crowley
65	Matt Piphio	Sr.	OL	6-7	307	LaPorte City, Iowa/Union
66	Harland Gunn	Soph.	OL	6-2	315	Omaha, Neb./Central
68	Ian Symonette	Jr.	OL	6-9	349	Nassau, Bahamas/St. Pius (Houston)
69	Sean Goldstein	R-Fr.	LB	6-0	225	Dresher, Pa./Chestnut Hill Academy
70	A.J. Trump	Sr.	OL	6-3	300	Clearwater, Fla./Central Catholic
71	Cory White	Fr.	OL	6-5	260	Orange Park, Fla./Fleming Island
72	Brandon Washington	Fr.	OL	6-4	330	Miami, Fla./Milford (N.Y.) Academy/Northwestern
74	Orlando Franklin	Jr.	OL	6-7	318	Toronto, Can./Atlantic (Delray Beach, Fla.)
75	Jared Wheeler	Fr.	OL	6-5	330	Miami, Fla./American Heritage
77	Stephen Plein	Fr.	OL	6-6	260	Fort Myers, Fla./Fort Myers
78	Jermaine Johnson	Fr.	OL	6-6	310	Ft. Lauderdale, Fla./Hargrave Military
80	Jimmy Graham	Sr.	TE	6-8	260	Goldsboro, N.C./Charis Prep
81	Davon Johnson	Soph.	WR	6-0	192	Miami, Fla./Booker T. Washington
83	Kendal Thompkins	R-Fr.	WR	5-10	180	Miami, Fla./Northwestern
84	Richard Gordon	Sr.	TE	6-4	265	Miami, Fla./Norland/Milford Prep (N.Y.)
85	Leonard Hankerson	Jr.	WR	6-3	215	Fort Lauderdale, Fla./St. Thomas Aquinas
86	Tommy Streeter	R-Fr.	WR	6-5	209	Miami, Fla./Northwestern
87	Jake Byrne	Sr.	TE/LS	6-4	215	Miami, Fla./Gulliver Prep
88	Billy Sanders	Fr.	TE	6-4	248	Phoenix, Ariz./Brophy College Preparatory
90	Steven Wesley	Jr.	DL	6-3	250	Bartow, Fla./Bartow
91	Joe Joseph	Sr.	DL	6-3	304	Orlando, Fla./Oak Ridge
92	Josh Holmes	Jr.	DL	6-0	280	San Diego, Calif./Point Loma
93	Luther Robinson	Fr.	DL	6-3	292	Fort Pierce, Fla./Westwood
94	Eric Moncur	Sr.	DL	6-2	250	Miami, Fla./Carol City
95	Gavin Hardin	R-Fr.	DL	6-4	245	Jackson, Tenn./Central-Merry
96	Curtis Porter	Fr.	DL	6-1	315	Charlotte, N.C./Victory Christian
97	Adewale Ojomo	Soph.	DL	6-4	253	Hialeah, Fla./Hialeah
98	Jeremy Lewis	Soph.	DL	6-3	310	West Palm Beach, Fla./Palm Beach Lakes
99	Marcus Forston	Soph.	DL	6-3	310	Miami, Fla./Northwestern

Walk-Ons

Ben Bruneau	Soph.	WR	6-2	205	Opa-Locka, Fla./UCLA/Monsignor Pace
Nathan Gholston	Soph.	DB	5-7	180	Westland, Mich./Plymouth
Chris Hayes	Sr.	HO/WR	5-9	170	Sarasota, Fla./Out-of-Door Academy
Kris Kimball	Sr.	WR	5-9	195	Flourtown, Pa./Chestnut Hill Academy
Eduardo Lopez	Fr.	OL	6-0	315	Miami, Fla./Southwest Miami
David Thompson	R-Fr.	FB	5-10	245	Miami, Fla./Coral Reef

DEPTH CHART

OFFENSE

WR	47	LaRon Byrd (6-4, 215, Soph.)
	4	Aldarius Johnson (6-3, 208, Soph.)
	86	Tommy Streeter (6-5, 209, R-Fr.)
LT	64	Jason Fox (6-7, 314, Sr.)
	55	Ben Jones (6-5, 300, R-Fr.)
LG	74	Orlando Franklin (6-7, 318, Jr.)
	72	Brandon Washington (6-4, 330, Fr.)
C	70	A.J. Trump (6-3, 300, Sr.)
	63	Tyler Horn (6-4, 300, Soph.)
RG	61	Joel Figueroa (6-5, 330, Jr.)
	or 66	Harland Gunn (6-2, 315, Soph.)
RT	65	Matt Piphoo (6-7, 307, Sr.)
	55	Ben Jones (6-5, 300, R-Fr.)
TE	18	Dedrick Epps (6-4, 253, Sr.)
	23	Tervaris Johnson (6-3, 240, Sr.)
	or 80	Jimmy Graham (6-8, 260, Sr.)
WR	85	Leonard Hankerson (6-3, 215, Jr.)
	3	Travis Benjamin (5-10, 175, Soph.)
QB	12	Jacory Harris (6-4, 190, Soph.)
	19	A.J. Highsmith (6-0, 195, Fr.)
HB	2	Graig Cooper (6-0, 205, Jr.)
	or 5	Javarris James (6-0, 208, Sr.)
	20	Damien Berry (5-11, 217, Jr.)
FB	22	Mike James (5-11, 220, Fr.)
	23	Tervaris Johnson (6-3, 240, Sr.)

DEFENSE

LE	90	Steven Wesley (6-3, 250, Jr.)
	or 56	Marcus Robinson (6-1, 237, Soph.)
LT	91	Joe Joseph (6-3, 304, Sr.)
	96	Curtis Porter (6-1, 315, Fr.)
	or 57	Allen Bailey (6-4, 288, Jr.)
RT	92	Josh Holmes (6-0, 280, Jr.)
	54	Micanor Regis (6-3, 300, Jr.)
	or 98	Jeremy Lewis (6-3, 310, Soph.)
RE	57	Allen Bailey (6-4, 288, Jr.)
	48	Andrew Smith (6-2, 245, Soph.)
	or 35	Olivier Vernon (6-3, 250, Fr.)
SLB	44	Colin McCarthy (6-3, 242, Jr.)
	36	Kylan Robinson (6-1, 235, Jr.)
MLB	50	Darryl Sharpton (6-0, 235, Sr.)
	11	Arthur Brown (6-2, 220, Soph.)
WLB	45	Ramon Buchanan (6-1, 215, Soph.)
	or 31	Sean Spence (6-0, 212, Soph.)
LCB	1	Brandon Harris (5-11, 195, Soph.)
	24	Chavez Grant (5-11, 183, Sr.)
RCB	8	DeMarcus Van Dyke (6-1, 185, Jr.)
	or 21	Brandon McGee (6-0, 190, Fr.)
SS	37	Jared Campbell (6-0, 205, Jr.)
	or 6	Randy Phillips (6-1, 210, Sr.)
FS	6	Randy Phillips (6-1, 210, Sr.)
	7	Vaughn Telemaque (6-2, 197, R-Fr.)
	or 24	Chavez Grant (5-11, 183, Sr.)

SPECIAL TEAMS

PK	25	Matt Boshier (6-0, 205, Jr.)
	40	Jake Wieclaw (6-2, 198, R-Fr.)
KO	25	Matt Boshier (6-0, 205, Soph.)
	33	Alex Uribe (6-1, 175, Sr.)
P	25	Matt Boshier (6-0, 205, Soph.)
	40	Jake Wieclaw (6-2, 198, R-Fr.)
H	17	Matt Perrelli (6-3, 248, Sr.)
	46	Chris Hayes (5-9, 170, Sr.)
LS-Punt	60	Chris Ivory (6-2, 227, Soph.)
	87	Jake Byrne (6-4, 215, Sr.)

LS-FG	87	Jake Byrne (6-4, 215, Sr.)
	60	Chris Ivory (6-2, 227, Soph.)
PR	28	Thearon Collier (5-8, 184, Soph.)
	3	Travis Benjamin (5-10, 162, Soph.)
KOR	2	Graig Cooper (6-0, 205, Jr.)
	32	Lee Chambers (5-10, 192, Soph.)
KOR	1	Brandon Harris (5-11, 195, Soph.)
	22	Mike James (5-11, 220, Fr.)

THE ATLANTIC COAST CONFERENCE

2009 ACC Standings

Team	ACC Games					Overall							Streak
	W-L	Pts	Opp	H	A	W-L	Pts	Opp	H	A	N	vs. Div.	
*Georgia Tech	7-1	261	180	4-0	3-1	10-1	396	259	5-0	5-1	0-0	4-1	Won 8
Virginia Tech	5-2	227	114	3-1	2-1	8-3	335	176	5-1	3-1	0-1	2-2	Won 3
Miami	5-3	253	215	3-1	2-2	8-3	349	258	5-1	3-2	0-0	3-2	Won 1
North Carolina	4-3	140	130	2-2	2-1	8-3	265	175	5-2	3-1	0-0	3-2	Won 4
Duke	3-4	152	194	1-2	2-2	5-6	268	295	2-3	3-3	0-0	1-4	Lost 3
Virginia	2-5	110	174	0-3	2-2	3-8	219	274	1-5	2-3	0-0	1-3	Lost 5

Team	ACC Games					Overall							Streak
	W-L	Pts	Opp	H	A	W-L	Pts	Opp	H	A	N	vs. Div.	
*Clemson	6-2	268	169	4-0	2-2	8-3	364	200	6-1	2-2	0-0	4-1	Won 6
Boston College	4-3	155	179	3-1	1-2	7-4	290	216	6-1	1-3	0-0	3-1	Lost 1
Florida State	4-4	268	278	2-2	2-2	6-5	348	332	3-3	3-2	0-0	3-2	Won 2
Wake Forest	2-5	181	220	2-2	0-3	4-7	271	281	4-3	0-4	0-0	2-3	Lost 5
NC State	1-6	185	288	1-2	0-4	4-7	336	347	4-3	0-4	0-0	1-4	Lost 2
Maryland	1-6	144	203	1-2	0-4	2-9	239	356	2-4	0-5	0-0	1-3	Lost 6

*Clinched division title

THIS WEEK IN THE ACC

Saturday, Nov. 28

Wake Forest at Duke (Raycom)	12 p.m.
Clemson at South Carolina (ESPN)	12 p.m.
North Carolina at NC State (ESPN2)	12 p.m.
Miami at USF (ABC/ESPN)	3:30 p.m.
Virginia Tech at Virginia (ABC/ESPN)	3:30 p.m.
Florida State at Florida (CBS)	3:30 p.m.
Boston College at Maryland (ESPNU)	3:30 p.m.
Georgia at Georgia Tech (ESPN)	8 p.m.

LAST WEEK IN THE ACC

Saturday, Nov. 21

Florida State 29, Maryland 26
North Carolina 31, Boston College 13
Miami 34, Duke 16
Clemson 34, Virginia 21
Virginia Tech 38, NC State 10

NEXT WEEK IN THE ACC

Saturday, Dec. 5

Dr. Pepper ACC Championship Game	
Clemson vs. Georgia Tech (ESPN)	8 p.m.
Tampa, Fla./Raymond James Stadium	

MIAMI VS. THE ACC

► Miami is 118-77-1 all time against teams in the Atlantic Coast Conference:

Team	Record	Last Game
Boston College	23-4	2007
Clemson	5-3	2009
Duke	6-1	2009
Florida State	31-23	2009
Georgia Tech	5-10	2009
Maryland	7-8	2006
North Carolina	5-8	2009
North Carolina State	7-5-1	2008
Virginia	5-2	2009
Virginia Tech	17-10	2009
Wake Forest	7-3	2009

2009 ACC PRESEASON POLL

The media at the 2009 ACC Football Kickoff selected Virginia Tech and Florida State to win their respective divisions while Virginia Tech was picked to win the 2009 ACC Championship Game.

Coastal Division (1st Place Votes)

Atlantic Division	Points
1. Florida State (56)	479
2. Clemson (14)	387
3. NC State (10)	364
4. Wake Forest (7)	295
5. Maryland	157
6. Boston College	145

Coastal Division	Points
1. Virginia Tech (78)	512
2. Georgia Tech (9)	415
3. North Carolina	350
4. Miami	282
5. Virginia	148
6. Duke	120

First Place Votes in Parentheses

ACC Championship Game Winner: Virginia Tech (69 votes)

LAST TIME IT HAPPENED

Kickoff Return For TD	By Hurricane: Devin Hester at North Carolina State, 10/23/04, 100 yards, UM 45-31
	By Opponent: C.J. Spiller, Clemson, 10/24/09, 90 yards, Clemson 40-37 (OT)
Punt Return For TD	By Hurricane: Thearon Collier vs. Virginia, 11/07/09, 60 yards, UM 52-17
	By Opponent: Ricky Hall, Virginia Tech, 11/13/99, 64 yards, VT 43-10
Blocked Punt Return For TD	By Hurricane: Quadtrine Hill vs. North Carolina, 10/29/05, recovered in end zone, blocked by Quadtrine Hill, UM 34-16
	By Opponent: Bill Schautz, Virginia, 11/07/09, 20 yard return, blocked by Trey Womack, UM 52-17
Interception Return For TD	By Hurricane: Darryl Sharpton vs. Duke, 11/24/09, 73 yards, UM 34-16
	By Opponent: Kendric Burney, North Carolina, 11/14/09, 77 yards, UNC 33-24
Fumble Return For TD	By Hurricane: Marcus Robinson vs. Clemson, 9/20/08, 10/24/09, 53 yards, Clemson 40-37 OT
	By Opponent: Chris Cook, Virginia, 11/10/07, 44 yards, VA 48-0
Safety Recorded	By Hurricanes: vs. Georgia Tech, 9/17/09, Bad snap, Chandler Anderson kicks ball out of end zone, UM 33-17
	By Opponent: at Florida, 9/6/08, Matt Boshier punt blocked out of the endzone, UF 26-3
Shutout at Home	By Hurricanes: vs. Florida International, 10/14/06, UM 35-0
	By Opponent: vs. Virginia, 11/10/07, VA 48-0
Shutout On Road	By Hurricanes: at Syracuse, 11/18/00, UM 26-0
	By Opponent: at Florida State, 10/4/97, FSU 47-0
Blocked Punt	By Hurricane: Richard Gordon vs. UCF, 10/11/08, UM 20-14
	By Opponent: Trey Womack, Virginia, 11/08/09, UM 52-17
Blocked Field Goal	By Hurricane: Thomas Carroll vs. Florida, 12/31/04, UM 27-10
	By Opponent: Duane Brown, Virginia Tech, blocked 52-yard attempt, 11/4/06, VT 17-10
Missed Extra Point	By Hurricanes: Francesco Zampogna at North Carolina, 10/6/07, NC 33-27
	By Opponent: Dustin Hopkins, FSU, 9/7/09, UM 38-34
100-Yard Rushing-Game	By Hurricane: Graig Cooper vs. Virginia, 152 yards, 18 carries, 11/07/09, UM 52-17
	By Opponent: Ryan Williams, Virginia Tech, 150 yards, 34 carries, 9/26/09, VT 31-7
200-Yard Rushing-Game	By Hurricane: Willis McGahee vs. Virginia Tech, 205 yards, 39 carries, 12/7/02, UM 56-45
	By Opponent: Tashard Choice, Georgia Tech, 204 yards, 37 carries, 10/13/07, GT 17-14
300-Yard Passing-Game	By Hurricane: Jacory Harris vs. Duke, 348 yards, 11/21/09, 25 of 43, UM 34-16
	By Opponent: Riley Skinner, Wake Forest, 10/31/09, 349 yards, 29 of 43, UM 28-27
400-Yard Passing-Game	By Hurricane: Ken Dorsey at West Virginia, 10/26/02, 422 yards, 22 of 36, UM 40-23
	By Opponent: Luke McCown, Louisiana Tech, 10/28/00, 418 yards, 42 of 72, UM 42-31
500-Yard Passing-Game	By Hurricane: None
	By Opponent: Cade McNown, UCLA, 12/5/98, 513 yards, 26 of 35, UM 49-45
100-199 Yard Receiving-Game	By Hurricane: Travis Benjamin at Florida State, 9/7/09, 128 yards, 4 receptions, UM 38-34
	By Opponent: C.J. Spiller, Clemson, 10/24/09, 104 yards, 6 receptions, Clemson 40-37 OT
200+Yard Receiving-Game	By Hurricane: Wesley Carroll vs. California, 9/15/90, 208 yards, 11 receptions, UM 52-24
	By Opponent: Gerard Phelan, Boston College, 11/23/84, 226 yards, 11 receptions, BC 47-45
60-69 Yard Punt	By Hurricane: Matt Boshier at Florida, 9/6/08, 61 yards, UF 26-3
	By Opponent: Durant Brooks, Georgia Tech, 10/28/06, 63 yards, GT 30-23
70+Yard Punt	By Hurricane: Matt Boshier at Duke, 10/18/08, 76 yards, UM 49-31
	By Opponent: Ben Arndt, Georgia Tech, 11/19/05, 78 yards, GT 14-10
50+Yard Field Goal	By Hurricane: Matt Boshier vs. Clemson, 10/24/09, 51 yards, Clemson 40-37 OT
	By Opponent: Dustin Hopkins, Florida State, 9/7/09, 52 yards, FSU 38-34
Four Field Goals-Game	By Hurricane: Jon Peattie vs. West Virginia, 10/2/03, (22, 32, 43, 30, 23), UM 22-20
	By Opponent: Casey Barth, UNC, 11/14/09 (22, 42, 32, 33), NC 33-27,
Five Field Goals-Game	By Hurricane: Jon Peattie vs. West Virginia, 10/2/03, (22, 32, 43, 30, 23), UM 22-20
	By Opponent: Gary Cismesia, Florida State, 10/20/07 (23, 31, 33, 45, 45), UM 37-29
Three TDs-Game	By Hurricane: Jacory Harris at Wake Forest 10/31/09, (35 pass, 2 pass, 13 pass), UM 28-27
	By Opponent: Kyle Parker, Clemson, 10/24/09 (15 pass, 56 pass, 26 pass), Clemson 40-37 OT
Three Rushing TDs-Game	By Hurricane: Tyrone Moss vs. North Carolina, 10/29/05 (1 run, 1 run, 4 run, 15 run), UM 34-16
	By Opponent: Reggie Merriweather, Clemson, 11/6/04 (27, 1, 2), Clemson (24-17 (OT)
Four Rushing TDs-Game	By Hurricane: Tyrone Moss vs. North Carolina, 10/29/05 (1 run, 1 run, 4 run, 15 run), UM 34-16
	By Opponent: Antone Smith, Florida State, 2008, (19, 2, 5, 20), FSU 41-39
Three Passing TDs-Game	By Hurricane: Jacory Harris at Wake Forest 10/31/09, (35 pass, 2 pass, 13 pass), UM 28-27
	By Opponent: Kyle Parker, Clemson, 10/24/09 (15 pass, 56 pass, 26 pass), Clemson 40-37 OT
Five Passing TDs-Game	By Hurricane: (5) Kyle Wright at Wake Forest, 11/12/05, (64, 11, 15, 76, 10), UM 47-17
	(4) Jacory Harris at Duke, 10/18/08, (9, 6, 25, 10), UM 49-31
	By Opponent: (5) Cade McNown, UCLA, 12/5/98, (77, 7, 14, 61, 59), UM 49-45 and (5) Sam Bradford, Oklahoma, 9/8/07 (23, 24, 6, 30, 9), OU 51-13
Three Receiving TDs-Game	By Hurricane: Santana Moss at Rutgers, 10/3/98, (12, 28, 71), UM 53-17
	By Opponent: Malcolm Kelly, Oklahoma, 9/8/07 (23 pass, 24 pass, 30 pass), OU 51-13

2009 TEAM STATISTICS

TEAM STATISTICS	MIAMI	OPP
SCORING	349	258
Points Per Game	31.7	23.5
FIRST DOWNS	239	196
Rushing	81	77
Passing	150	99
Penalty	8	20
RUSHING YARDAGE	1493	1277
Yards gained rushing	1864	1635
Yards lost rushing	371	358
Rushing Attempts	393	370
Average Per Rush	3.8	3.5
Average Per Game	135.7	116.1
TDs Rushing	18	8
PASSING YARDAGE	3056	2358
Comp-Att-Int	219-364-17	183-338-7
Average Per Pass	8.4	7.0
Average Per Catch	14.0	12.9
Average Per Game	277.8	214.4
TDs Passing	22	13
TOTAL OFFENSE	4549	3635
Total Plays	757	708
Average Per Play	6.0	5.1
Average Per Game	413.5	330.5
KICK RETURNS: #-Yards	49-1030	58-1220
PUNT RETURNS: #-Yards	24-217	10-113
INT RETURNS: #-Yards	7-79	17-447
KICK RETURN AVERAGE	21.0	21.0
PUNT RETURN AVERAGE	9.0	11.3
INT RETURN AVERAGE	11.3	26.3
FUMBLES-LOST	11-3	19-9
PENALTIES-Yards	80-621	56-487
Average Per Game	56.5	44.3
PUNTS-Yards	44-1756	57-2270
Average Per Punt	39.9	39.8
Net punt average	35.1	33.9
TIME OF POSSESSION/Game	30:50	29:10
3RD-DOWN Conversions	71/152	55/155
3rd-Down Pct	47%	35%
4TH-DOWN Conversions	8/15	4/10
4th-Down Pct	53%	40%
SACKS BY-Yards	20-168	29-228
MISC YARDS	0	0
TOUCHDOWNS SCORED	44	28
FIELD GOALS-ATTEMPTS	13-15	21-28
ON-SIDE KICKS	0-0	0-1
RED-ZONE SCORES	(37-46) 80%	(26-33) 79%
RED-ZONE TOUCHDOWNS	(29-46) 63%	(11-33) 33%
PAT-ATTEMPTS	(44-44) 100%	(25-26) 96%
ATTENDANCE	285306	283274
Games/Avg Per Game	6/47551	5/56655
Neutral Site Games		0/0

2009 RESULTS

Date	Opponent	W/L	Score	Time	Attendance
*Sept. 7	at #18 Florida State	W	38-34	3:47	81077
* Sept. 17	#14 GEORGIA TECH	W	33-17	3:06	45329
* Sept. 26	at #11 Virginia Tech	L	7-31	3:11	66233
Oct 03	#8 OKLAHOMA	W	21-20	3:14	61790
Oct 10	FLORIDA A&M	W	48-16	3:03	47859
Oct 17	at UCF	W	27-7	3:10	48453
*Oct 24	CLEMSON	LOT	37-40	3:47	43778
*Oct 31	at Wake Forest	W	28-27	3:36	30011
*Nov 7	VIRGINIA	W	52-17	3:16	48350
* Nov 14	at North Carolina	L	24-33	3:22	57500
* Nov 21	DUKE	W	34-16	3:15	38200

* ACC game AP rank listed

SCORE BY QUARTERS

	1st	2nd	3rd	4th	OT	Total
Miami (Fla.)	58	86	101	101	3	349
Opponents	57	74	70	51	6	258

100-YARD PERFORMANCES

Rushing

- Oklahoma**
- Javarrius James 15-150
- Florida A&M**
- Damien Berry 14-162
- Virginia**
- Graig Cooper 18-152

Receiving

- Florida State**
- Travis Benjamin 4-128
- Leonard Hankerson**
- Travis Benjamin 8-143

SCORING IN THE RED ZONE

	UM	Opp.
Times	46	33
Scores	37	26
Touchdowns	29	11
Field Goals	8	15
Turnovers	2	2
Missed Field Goals	2	4
Interceptions	1	2
Fumbles Lost	1	0
Lost on Downs	3	0
Game/Half Ended	2	1

THIRD-DOWN CONVERSIONS

	UM	Opp.
Florida State	5/13	6/15
Georgia Tech	8/13	6/14
Virginia Tech	1/11	5/14
Oklahoma	8/13	5/15
Florida A&M	5/13	4/14
UCF	6/13	6/15

Clemson	8/14	7/14
Wake Forest	4/14	7/16
Virginia	8/14	2/12
North Carolina	4/13	4/14
Duke	14/21	3/12
Totals	71/152	55/155

NON-OFFENSIVE SCORES (4)

Florida A&M

Thearon Collier 61-yd punt return for TD

Clemson

Marcus Robinson 53-yd fumble return for TD

Virginia

Thearon Collier 60-yd punt return for TD

Duke

Darryl Sharpton 73-yd INT return for TD

2009 INDIVIDUAL STATISTICS

RUSHING	GP	Att	Gain	Lost	Total	Avg	TD	Lng	Avg/G
Graig Cooper	10	113	602	19	583	5.2	3	70	58.3
Damien Berry	11	77	485	12	473	6.1	8	49	43.0
Javaris James	10	88	463	9	454	5.2	4	50	45.4
Lee Chambers	7	36	150	8	142	3.9	1	20	20.3
Mike James	11	15	48	2	46	3.1	1	11	4.2
Matt Boshier	11	1	26	0	26	26.0	0	26	2.4
Travis Benjamin	11	9	43	22	21	2.3	0	13	1.9
Thearon Collier	10	3	15	8	7	2.3	0	15	0.7
John Calhoun	11	1	6	0	6	6.0	0	6	0.5
A.J. Highsmith	2	1	0	2	-2	-2.0	0	0	-1.0
TEAM	9	11	0	49	-49	-4.5	0	0	-5.4
Jacory Harris	11	38	26	240	-214	-5.6	1	7	-19.5
Total	11	393	1864	371	1493	3.8	18	70	135.7
Opponents	11	370	1635	358	1277	3.5	8	48	116.1

PASSING	G	EffcAtt	Cmp	Int	Pct	Yds	TD	Lng	Avg/G
Jacory Harris	11	141	172	15	60.4	3003	21	69	273.0
A.J. Highsmith	2	195	87	4	66.7	53	1	29	26.5
TEAM	9	0	0	0	0.0	0	0	0	0.0
Graig Cooper	10	0	0	0	0.0	0	0	0	0.0
Total	11	141	292	19	60.2	3056	22	69	277.8
Opponents	11	121	29	13	54.1	2358	13	64	214.4

RECEIVING	G	No.	Yds	Avg	TD	Long	Avg/G
Leonard Hankerson	11	42	752	17.9	5	52	68.4
LaRon Byrd	11	29	420	14.5	1	40	38.2
Travis Benjamin	11	28	490	17.5	4	69	44.5
Dedrick Epps	10	17	207	12.2	2	27	20.7
Graig Cooper	10	17	110	6.5	1	25	11.0
Aldarius Johnson	8	15	257	17.1	1	35	32.1
Jimmy Graham	11	14	183	13.1	5	22	16.6
Thearon Collier	10	13	209	16.1	0	29	20.9
Mike James	11	13	87	6.7	0	17	7.9
Javaris James	10	10	81	8.1	0	20	8.1
Tervaris Johnson	11	7	66	9.4	2	17	6.0
Damien Berry	11	5	68	13.6	0	29	6.2
Tommy Streeter	8	4	67	16.8	0	29	8.4
Kendal Thompkins	8	2	33	16.5	1	18	4.1
Patrick Hill	3	1	14	14.0	0	14	4.7
Lee Chambers	7	1	8	8.0	0	8	1.1
John Calhoun	11	1	4	4.0	0	4	0.4
Total	11	219	3056	14.0	22	69	277.8
Opponents	11	183	2358	12.9	13	64	214.4

PUNT RETURNS	No.	Yds	Avg	TD	Long
Thearon Collier	11	152	13.8	2	61
Travis Benjamin	9	57	6.3	0	33
Graig Cooper	2	1	0.5	0	1
Total	22	210	9.5	2	61
Opponents	9	112	12.4	2	51

INTERCEPTIONS	No.	Yds	Avg	TD	Long
Randy Phillips	2	0	0.0	0	0
Brandon Harris	1	0	0.0	0	0
Colin McCarthy	1	9	9.0	0	9
Darryl Sharpton	1	73	73.0	1	73
Micanor Regis	1	2	2.0	0	2
Demarcus Van Dyke	1	-5	-5.0	0	0
Total	7	79	11.3	1	73
Opponents	17	447	26.3	4	77

KICK RETURNS	No.	Yds	Avg	TD	Long
Graig Cooper	20	502	25.1	0	63
Mike James	17	363	21.4	0	41
Jimmy Graham	3	30	10.0	0	12
John Calhoun	2	17	8.5	0	16
Darryl Sharpton	2	22	11.0	0	13
Brandon Harris	2	63	31.5	0	37
Lee Chambers	1	11	11.0	0	11
Jordan Futch	1	4	4.0	0	4
Travis Benjamin	1	18	18.0	0	18
Total	49	1030	21.0	0	63
Opponents	58	1220	21.0	1	90

FUMBLE RETURNS	No.	Yds	Avg	TD	Long
Marcus Robinson	1	53	53.0	1	53
Total	1	53	53.0	1	53
Opponents	1	4	4.0	0	4

PUNTING	No.	Yds	Avg	Long	TB	FC	I20	Blkd
Matt Boshier	41	1744	42.5	59	5	16	20	0
TEAM	3	12	4.0	12	0	0	0	3
Total	44	1756	39.9	59	5	16	20	3
Opponents	57	2270	39.8	71	6	6	10	0

KICKOFFS	No.	Yds	Avg	TB	OB	Ret	Net	YdLine
Matt Boshier	37	2095	56.6	6	1			
Alex Uribe	30	1895	63.2	0	2			
Total	67	3990	59.6	6	3	1220	39.6	30
Opponents	59	3547	60.1	9	0	1030	39.6	30

SCORING	TD	FGs	Kick	Rush	PATS	Rcv	Pass	DXP	Saf	Points
Matt Boshier	0	13-15	44-44	0-0	0	0-0	0	0	0	83
Damien Berry	8	0-0	0-0	0-0	0	0-0	0	0	0	48
Leonard Hankerson	5	0-0	0-0	0-0	0	0-0	0	0	0	30
Jimmy Graham	5	0-0	0-0	0-0	0	0-0	0	0	0	30
Javaris James	4	0-0	0-0	0-0	0	0-0	0	0	0	24
Travis Benjamin	4	0-0	0-0	0-0	0	0-0	0	0	0	24
Graig Cooper	4	0-0	0-0	0-0	0	0-0	0	0	0	24
Dedrick Epps	2	0-0	0-0	0-0	0	0-0	0	0	0	12
Tervaris Johnson	2	0-0	0-0	0-0	0	0-0	0	0	0	12
Thearon Collier	2	0-0	0-0	0-0	0	0-0	0	0	0	12
Jacory Harris	1	0-0	0-0	0-0	0	0-0	0	0	0	6
LaRon Byrd	1	0-0	0-0	0-0	0	0-0	0	0	0	6
Aldarius Johnson	1	0-0	0-0	0-0	0	0-0	0	0	0	6
Kendal Thompkins	1	0-0	0-0	0-0	0	0-0	0	0	0	6
Lee Chambers	1	0-0	0-0	0-0	0	0-0	0	0	0	6
Darryl Sharpton	1	0-0	0-0	0-0	0	0-0	0	0	0	6
Mike James	1	0-0	0-0	0-0	0	0-0	0	0	0	6
Marcus Robinson	1	0-0	0-0	0-0	0	0-0	0	0	0	6
TEAM	0	0-0	0-0	0-0	0	0-0	0	0	1	2
Total	44	13-15	44-44	0-0	0	0-0	0	0	1	349
Opponents	28	21-28	25-26	0-0	0	1-1	0	0	0	258

TOTAL OFFENSE	G	Plays	Rush	Pass	Total	Avg/G
Jacory Harris	11	394	-214	3003	2789	253.5
Graig Cooper	10	114	583	0	583	58.3
Damien Berry	11	77	473	0	473	43.0
Javaris James	10	88	454	0	454	45.4
Lee Chambers	7	36	142	0	142	20.3
A.J. Highsmith	2	7	-2	53	51	25.5
Mike James	11	15	46	0	46	4.2
Matt Boshier	11	1	26	0	26	2.4
Travis Benjamin	11	9	21	0	21	1.9
Thearon Collier	10	3	7	0	7	0.7
John Calhoun	11	1	6	0	6	0.5
TEAM	9	12	-49	0	-49	-5.4
Total	11	757	1493	3056	4549	413.5
Opponents	11	708	1277	2358	3635	330.5

FIELD GOALS	FGM	FGA	Pct	1-19	20-29	30-39	40-49	50+	Lg	Blk
Matt Boshier	13	15	86.7	1	1	3	4	5	6	0

FG SEQUENCE	MIAMI	OPONENTS
Florida State	(18)	(52),(45)
Georgia Tech	(34),26,31	(32),39
Virginia Tech	-	25,(22)
Oklahoma	-	(21),(39)
Florida A&M	(20),(33)	(32),(34),(21)
UCF	(31),(46)	32
Clemson	(49),(51),(22)	41,(43),(30)
Wake Forest	-	(23),(42),45,60
Virginia	(42)	(34)
North Carolina	(39)	(22),(42),(32),(33)
Duke	(33),(20)	(30),(49),(26),31

Numbers in parentheses indicate field goal was made.

ALL PURPOSE	G	Rush	Rec	PR	KOR	IR	Tot	Avg/G
Graig Cooper	10	583	110	8	502	0	1203	120.3
Leonard Hankerson	11	0	752	0	0	0	752	68.4
Travis Benjamin	11	21	490	57	18	0	586	53.3
Damien Berry	11	473	68	0	0	0	541	49.2
Javaris James	10	454	81	0	0	0	535	53.5
Mike James	11	46	87	0	363	0	496	45.1
LaRon Byrd	11	0	420	0	0	0	420	38.2
Thearon Collier	10	7	209	152	0	0	368	36.8
Aldarius Johnson	8	0	257	0	0	0	257	32.1
Jimmy Graham	11	0	183	0	30	0	213	19.4
Dedrick Epps	10	0	207	0	0	0	207	20.7
Lee Chambers	7	142	8	0	11	0	161	23.0
Darryl Sharpton	11	0	0	0	22	73	95	8.6
Tommy Streeter	8	0	67	0				

2009 TEAM STATISTICS

DEFENSIVE LEADERS	GP	Tackles			TFL/Yds	Sacks			QBH	Fumbles		Blkd	
		Solo	Ast	Total		No-Yards	Int-Yds	BrUp		Rcv-Yds	FF	Kick	Saf
44 Colin McCarthy	11	47	36	83	8.0-13	.	1-9	1	.	.	1	.	.
50 Darryl Sharpton	11	50	29	79	7.0-14	.	1-73	3	1
1 Brandon Harris	11	35	15	50	6.0-12	1.0-5	1-0	13	.	.	2	.	.
6 Randy Phillips	8	27	13	40	.	.	2-0	1	.	1-0	.	.	.
9 Sam Shields	10	26	12	38	1.0-5	.	.	2	.	1-0	1	.	.
7 Vaughn Telemaque	10	24	12	36	2.0-5	.	.	4	.	1-0	.	.	.
31 Sean Spence	8	18	17	35	5.5-25	2.0-20	.	1	1
57 Allen Bailey	11	17	10	27	10.5-77	7.0-66	.	1	1	.	2	.	.
91 Joe Joseph	11	12	14	26	5.0-12	1-0	.	.	.
37 Jared Campbell	11	17	9	26	.	.	.	5	1
8 Demarcus Van Dyke	10	18	6	24	2.0-9	.	1-5	3
45 Ramon Buchanan	11	16	5	21	2.0-3	.	.	2	1
92 Josh Holmes	10	11	9	20	5.0-22	1.0-5	.	.	1	1-0	.	.	.
26 Ray-Ray Armstrong	8	12	6	18	.	.	.	1
56 Marcus Robinson	11	9	8	17	6.0-38	4.0-35	.	.	3	1-53	2	.	.
35 Olivier Vernon	9	6	10	16	4.5-15	0.5-3	.	.	2
54 Micanor Regis	11	5	10	15	3.0-6	0.5-2	1-2	.	1	.	1	.	.
90 Steven Wesley	10	9	5	14	5.0-20	2.0-15	.	.	2
29 JoJo Nicholas	3	3	7	10
48 Andrew Smith	9	7	3	10	1.0-3	.	.	.	1	1-0	.	.	.
24 Chavez Grant	11	8	2	10	0.5-3	.	.	2
94 Eric Moncur	5	4	6	10	1.0-10	1.0-10	.	.	1
11 Arthur Brown	11	8	2	10	1-0	.	.	.
33 Alex Uribe	6	4	3	7
25 Matt Bosher	11	5	.	5
20 Damien Berry	11	4	1	5
38 Cory Nelms	10	4	1	5
34 C.J. Holton	10	3	2	5
58 Jordan Futch	5	2	2	4
32 Lee Chambers	7	2	1	3
96 Curtis Porter	6	2	1	3	1.0-4
98 Jeremy Lewis	6	2	1	3	.	.	.	1
43 John Calhoun	11	.	2	2
13 Ryan Hill	3	1	1	2
21 Brandon McGee	9	.	2	2
65 Matt Pipho	11	1	.	1
60 Chris Ivory	11	1	.	1
66 Harland Gunn	10	1	.	1
36 Kylan Robinson	11	.	1	1
83 Kendal Thompkins	8	.	1	1	1-0	.	.	.
86 Tommy Streeter	8	.	1	1
74 Orlandon Franklin	11	1	.	1
80 Jimmy Graham	11	1	.	1
47 LaRon Byrd	11	1	.	1
22 Mike James	11	1	.	1
85 Leonard Hankerson	11	1	.	1
2 Graig Cooper	10	1	.	1
TM TEAM	9	1
Total	11	427	266	693	76-296	20-168	7-79	40	16	9-53	9	.	1
Opponents	11	457	300	757	59.0-316	29-228	17-447	47	17	3-4	7	3	.

2009 STARTING LINEUPS

OFFENSE	Florida State	Georgia Tech	Virginia Tech	Oklahoma	Florida A&M	UCF	Clemson	Wake Forest	Virginia	North Carolina	Duke	USF
WR	Byrd	Byrd	Byrd		A. Johnson	Byrd		Byrd	Byrd		Byrd	
LT	Fox	Fox	Fox	Fox	Fox	Fox	Fox	Fox	Fox	Fox	Fox	Fox
LG	Franklin	Franklin	Franklin	Franklin	Franklin	Franklin	Franklin	Franklin	Franklin	Franklin	Franklin	Franklin
C	Trump	Trump	Trump	Trump	Trump	Trump	Trump	Trump	Trump	Trump	Trump	Trump
RG	GUNN	Figueroa	Gunn	Figueroa	Figueroa	Gunn	Figueroa	Figueroa	Figueroa	Figueroa	Figueroa	Figueroa
RT	PIPHO	Pipho	Pipho	Pipho	Pipho	Pipho	Pipho	Pipho	Pipho	Pipho	Pipho	Pipho
TE	Gordon	Epps	GRAHAM	Epps		Epps	T. Johnson	T. Johnson	Epps	Epps	Epps	Epps
TE					T. Johnson	T. Johnson	Franklin	Epps		T. Johnson		
WR	Hankerson	Hankerson	Hankerson	Hankerson	Hankerson	Hankerson	Hankerson	Benjamin	Hankerson	Hankerson	Hankerson	Hankerson
WR			Collier									Benjamin
QB	Jacory Harris	Jacory Harris	Jacory Harris	Jacory Harris	Jacory Harris	Jacory Harris	Jacory Harris	Jacory Harris	Jacory Harris	Jacory Harris	Jacory Harris	Jacory Harris
RB	Cooper	Cooper	J. James	J. James	J. James	J. James	Cooper	Cooper	Cooper	Cooper	Cooper	J. James
FB	J. James	J. James		M. JAMES	M. James	M. James	M. James			M. James		M. James

DEFENSE	Florida State	Georgia Tech	Virginia Tech	Oklahoma	Florida A&M	UCF	Clemson	Wake Forest	Virginia	North Carolina	Duke	USF
LE	Robinson	Robinson	Wesley	Robinson	Robinson	Robinson	Wesley	Wesley	Wesley	Wesley	Robinson	
LDT	Bailey	Bailey	Bailey	Joseph	Joseph	Bailey	Joseph	Joseph	Joseph	Joseph	Bailey	
RDT	Forston	Joseph	Joseph	Holmes	Holmes	Joseph	Holmes	Holmes	Holmes	Holmes	Holmes	
RE	SMITH	Smith	VERNON	Smith	Smith	Smith	Smith	Bailey	Bailey	Bailey	Wesley	
SLB	McCarthy	Spence	McCarthy	Futch		McCarthy	McCarthy	McCarthy	McCarthy	McCarthy	McCarthy	
MLB		Sharpton	Sharpton	Sharpton	Sharpton	Sharpton	Sharpton	Sharpton	Sharpton	Sharpton	Sharpton	
WLB	Spence	Futch	Spence	Spence	Spence	Spence	Spence			BUCHANAN		
LCB	SHIELDS	B. Harris	B. Harris	B. Harris	Shields	B. Harris	B. Harris	Van Dyke	Van Dyke		B. Harris	
RCB	Van Dyke	Shields	Van Dyke	Shields	Van Dyke	Shields	Shields	Shields	Shields	Shields	Van Dyke	
FS	Grant	TELEMAQUE	Telemaque	Telemaque	Telemaque	ARMSTRONG	Telemaque	Telemaque	Telemaque	Telemaque	Telemaque	
SS	Phillips	Phillips	Phillips	CAMPBELL	Campbell	Campbell	Campbell		Phillips	Campbell	Phillips	
Nickel	B. Harris				B. Harris			B. Harris	B. Harris		Grant	

SPECIALISTS	Florida State	Georgia Tech	Virginia Tech	Oklahoma	Florida A&M	UCF	Clemson	Wake Forest	Virginia	North Carolina	Duke	USF
P	Bosher	Bosher	Bosher	Bosher	Bosher	Bosher	Bosher	Bosher	Bosher	Bosher	Bosher	
KO	Bosher	URIBE	Uribe	Uribe	Uribe	Uribe	Uribe	Bosher	Bosher	Bosher	Bosher	
PK	Bosher	Bosher	Bosher	Bosher	Bosher	Bosher	Bosher	Bosher	Bosher	Bosher	Bosher	
PR	Cooper	Benjamin	Benjamin	Benjamin	Benjamin	COLLIER	Collier	Collier	Collier	Collier	Benjamin	
KOR	Cooper	Cooper	Cooper	Cooper	B. Harris	B. Harris	Cooper	B. Harris	Cooper	Cooper	Cooper	
	Harris	M. James	M. James	M. James	M. James	M. James	M. James	M. James	M. James	M. James	M. James	
LS-P	Ivory	Ivory	Ivory	Ivory	Ivory	Ivory	Ivory	Ivory	Ivory	Ivory	Ivory	
LSFG	Byrne	Byrne	Byrne	Byrne	Byrne	Byrne	Byrne	Byrne	Byrne	Byrne	Byrne	
H	Perrelli	Perrelli	Perrelli	Perrelli	Perrelli	Perrelli	Perrelli	Perrelli	Perrelli	Perrelli	Perrelli	

CAPS indicate first career start

STARTING EXPERIENCE

Offensive Starters	2004	2005	2006	2007	2008	2009	Total	
Jason Fox, OT (Sr.)	-	-	12	12	12	11	47	Andrew Smith, RE (Soph.)
Javaris James, RB (Sr.)	-	-	10	12	1	7	30	Josh Holmes, RDT (Jr.)
Orlando Franklin, G* (Jr.)	-	-	-	3	11	11	25	Ryan Hill, S (Sr.)
A.J. Trump, OG/C (Sr.)	-	-	-	-	10	11	21	Adewale Ojomo, RE (Soph.)
Graig Cooper, RB (Jr.)	-	-	-	1	11	6	18	Marcus Forston, DT (Soph.)
Dedrick Epps, TE, (Sr.)	-	-	-	1	10	7	18	Ray-Ray Armstrong, FS (Fr.)
Leonard Hankerson, WR (Jr.)	-	-	-	2	2	10	14	Jordan Futch, LB (Soph.)
Joel Figueroa, RG (Jr.)	-	-	-	-	5	8	13	Olivier Vernon, RE (Fr.)
Jacory Harris, QB (Soph.)	-	-	-	-	2	11	13	
Matt Pipho, RT (Sr.)	-	-	-	-	-	11	11	Special Teams Starters
Aldarius Johnson, WR (Soph.)	-	-	-	-	8	1	9	Matt Bosher, P (Jr.)
LaRon Byrd, WR (Soph.)	-	-	-	-	3	6	9	Ryan Hill, KOR (Sr.)
Travis Benjamin, WR (Soph.)	-	-	-	-	5	3	8	Matt Bosher, PK (Jr.)
Mike James, FB (Fr.)	-	-	-	-	-	7	7	Jake Byrne, K-LS (Sr.)
Tervaris Johnson, TE (Sr.)	-	-	-	-	-	5	5	Chris Ivory, P-LS (Soph.)
Patrick Hill, FB (Sr.)	-	-	-	-	4	-	4	Matt Bosher, KO (Jr.)
Richard Gordon, TE (Sr.)	-	-	-	-	3	1	4	Travis Benjamin, PR (Soph.)
Thearon Collier, WR (Soph.)	-	-	-	-	3	1	4	Brandon Harris, KOR (Soph.)
Harland Gunn, RG (Soph.)	-	-	-	-	-	4	4	Graig Cooper, PR (Jr.)
Davon Johnson, WR (Soph.)	-	-	-	-	-	1	1	Mike James, KR (Fr.)
								Chris Ivory, P-LS (Soph.)
								Matt Bosher, KO (Jr.)
								Travis Benjamin, PR (Soph.)
								Brandon Harris, KOR (Soph.)
								Graig Cooper, PR (Jr.)
								Mike James, KR (Fr.)
								Chris Ivory, P-LS (Soph.)
								Matt Bosher, KO (Jr.)
								Travis Benjamin, PR (Soph.)
								Brandon Harris, KOR (Soph.)
								Graig Cooper, PR (Jr.)
								Mike James, KR (Fr.)
								Chris Ivory, P-LS (Soph.)
								Matt Bosher, KO (Jr.)
								Travis Benjamin, PR (Soph.)
								Brandon Harris, KOR (Soph.)
								Graig Cooper, PR (Jr.)
								Mike James, KR (Fr.)
								Chris Ivory, P-LS (Soph.)
								Matt Bosher, KO (Jr.)
								Travis Benjamin, PR (Soph.)
								Brandon Harris, KOR (Soph.)
								Graig Cooper, PR (Jr.)
								Mike James, KR (Fr.)
								Chris Ivory, P-LS (Soph.)
								Matt Bosher, KO (Jr.)
								Travis Benjamin, PR (Soph.)
								Brandon Harris, KOR (Soph.)
								Graig Cooper, PR (Jr.)
								Mike James, KR (Fr.)
								Chris Ivory, P-LS (Soph.)
								Matt Bosher, KO (Jr.)
								Travis Benjamin, PR (Soph.)
								Brandon Harris, KOR (Soph.)
								Graig Cooper, PR (Jr.)
								Mike James, KR (Fr.)
								Chris Ivory, P-LS (Soph.)
								Matt Bosher, KO (Jr.)
								Travis Benjamin, PR (Soph.)
								Brandon Harris, KOR (Soph.)
								Graig Cooper, PR (Jr.)
								Mike James, KR (Fr.)
								Chris Ivory, P-LS (Soph.)
								Matt Bosher, KO (Jr.)
								Travis Benjamin, PR (Soph.)
								Brandon Harris, KOR (Soph.)
								Graig Cooper, PR (Jr.)
								Mike James, KR (Fr.)
								Chris Ivory, P-LS (Soph.)
								Matt Bosher, KO (Jr.)
								Travis Benjamin, PR (Soph.)
								Brandon Harris, KOR (Soph.)
								Graig Cooper, PR (Jr.)
								Mike James, KR (Fr.)
								Chris Ivory, P-LS (Soph.)
								Matt Bosher, KO (Jr.)
								Travis Benjamin, PR (Soph.)
								Brandon Harris, KOR (Soph.)
								Graig Cooper, PR (Jr.)
								Mike James, KR (Fr.)
								Chris Ivory, P-LS (Soph.)
								Matt Bosher, KO (Jr.)
								Travis Benjamin, PR (Soph.)
								Brandon Harris, KOR (Soph.)
								Graig Cooper, PR (Jr.)
								Mike James, KR (Fr.)
								Chris Ivory, P-LS (Soph.)
								Matt Bosher, KO (Jr.)
								Travis Benjamin, PR (Soph.)
								Brandon Harris, KOR (Soph.)
								Graig Cooper, PR (Jr.)
								Mike James, KR (Fr.)
								Chris Ivory, P-LS (Soph.)
								Matt Bosher, KO (Jr.)
								Travis Benjamin, PR (Soph.)
								Brandon Harris, KOR (Soph.)
								Graig Cooper, PR (Jr.)
								Mike James, KR (Fr.)
								Chris Ivory, P-LS (Soph.)
								Matt Bosher, KO (Jr.)
								Travis Benjamin, PR (Soph.)
								Brandon Harris, KOR (Soph.)
								Graig Cooper, PR (Jr.)
								Mike James, KR (Fr.)
								Chris Ivory, P-LS (Soph.)
								Matt Bosher, KO (Jr.)
								Travis Benjamin, PR (Soph.)
								Brandon Harris, KOR (Soph.)
								Graig Cooper, PR (Jr.)
								Mike James, KR (Fr.)
								Chris Ivory, P-LS (Soph.)
								Matt Bosher, KO (Jr.)
								Travis Benjamin, PR (Soph.)
								Brandon Harris, KOR (Soph.)
								Graig Cooper, PR (Jr.)
								Mike James, KR (Fr.)
								Chris Ivory, P-LS (Soph.)
								Matt Bosher, KO (Jr.)
								Travis Benjamin, PR (Soph.)
								Brandon Harris, KOR (Soph.)
								Graig Cooper, PR (Jr.)
								Mike James, KR (Fr.)
								Chris Ivory, P-LS (Soph.)
								Matt Bosher, KO (Jr.)

2009 PARTICIPATION

GP/GS	Gm/Starts	FSU	GT	VT	Okla.	FAMU	UCF	CLEM	WAKE	UVA	UNC	DUKE	USF
26	Armstrong, R.	8/1	XXX	XXX	XXX	XXX	XXX	START	XXX	XXX	XXX
57	Bailey, A.	11/8	START	START	START	XXX	XXX	START	XXX	START	START	START	START
3	Benjamin, T.	11/2	XXX	XXX	XXX	XXX	XXX	XXX	XXX	START	XXX	XXX	START
20	Berry, D.	11/-	XXX	XXX	XXX	XXX	XXX	XXX	XXX	XXX	XXX	XXX	XXX
25	Bosher, M.	11/-	XXX	XXX	XXX	XXX	XXX	XXX	XXX	XXX	XXX	XXX	XXX
11	Brown, A.	11/-	XXX	XXX	XXX	XXX	XXX	XXX	XXX	XXX	XXX	XXX	XXX
45	Buchanan, R.	11/1	XXX	XXX	XXX	XXX	XXX	XXX	XXX	XXX	START	XXX	XXX
47	Byrd, L.	11/7	START	START	START	XXX	XXX	START	XXX	START	START	XXX	START
87	Byrne, J.	11/-	XXX	XXX	XXX	XXX	XXX	XXX	XXX	XXX	XXX	XXX	XXX
43	Calhoun, J.	11/-	XXX	XXX	XXX	XXX	XXX	XXX	XXX	XXX	XXX	XXX	XXX
37	Campbell, J.	11/6	XXX	XXX	XXX	START	START	START	START	XXX	START	START	XXX
32	Chambers, L.	7/-	XXX	XXX	XXX	XXX	XXX	XXX	XXX
28	Collier, T.	10/1	XXX	XXX	START	XXX	XXX	XXX	XXX	XXX	XXX	XXX	...
2	Cooper, G.	10/6	START	START	XXX	XXX	...	XXX	START	START	START	START	XXX
18	Epps, D.	10/7	XXX	START	XXX	START	...	START	XXX	START	START	START	START
61	Figueroa, J.	10/8	XXX	START	XXX	START	START	...	START	START	START	START	START
99	Forston, M.	3/1	START	XXX	...	XXX
64	Fox, J.	11/11	START	START	START	START	START	START	START	START	START	START	START
74	Franklin, O.	11/11	START	START	START	START	START	START	START	START	START	START	START
58	Futch, J.	5/2	XXX	START	XXX	START	XXX
84	Gordon, R.	1/1	START
80	Graham, J.	11/1	XXX	XXX	START	XXX	XXX	XXX	XXX	XXX	XXX	XXX	XXX
24	Grant, C.	11/2	START	XXX	XXX	XXX	XXX	XXX	XXX	XXX	XXX	XXX	START
66	Gunn, H.	10/4	START	XXX	START	XXX	XXX	START	START	XXX	XXX	...	XXX
85	Hankerson, L.	11/10	START	START	START	START	START	START	START	XXX	START	START	START
1	Harris, B.	11/11	START	START	START	START	START	START	START	START	START	START	START
12	Harris, J.	11/11	START	START	START	START	START	START	START	START	START	START	START
19	Highsmith, A.	2/-	XXX	XXX
30	Hill, P.	3/-	XXX	XXX	XXX
13	Hill, R.	3/-	...	XXX	XXX	XXX
92	Holmes, J.	10/7	XXX	XXX	XXX	START	START	...	START	START	START	START	START
34	Holton, C.	10/-	...	XXX	XXX	XXX	XXX	XXX	XXX	XXX	XXX	XXX	XXX
63	Horn, T.	6/-	XXX	XXX	XXX	XXX	XXX	XXX	...
60	Ivory, C.	11/-	XXX	XXX	XXX	XXX	XXX	XXX	XXX	XXX	XXX	XXX	XXX
5	James, J.	10/7	START	START	START	START	START	START	XXX	...	XXX	XXX	START
22	James, M.	11/6	XXX	XXX	XXX	START	START	START	START	XXX	START	START	XXX
4	Johnson, A.	8/1	XXX	XXX	START	...	XXX	XXX	XXX	XXX	XXX
23	Johnson, T.	11/5	XXX	XXX	XXX	START	START	XXX	START	START	XXX	START	XXX
55	Jones, B.	3/-	XXX	XXX	...	XXX
91	Joseph, J.	11/9	XXX	START	START	START	START	START	START	START	START	START	START
98	Lewis, J.	6/-	XXX	XXX	XXX	XXX	XXX	XXX
44	McCarthy, C.	11/8	START	XXX	START	XXX	XXX	START	START	START	START	START	START
21	McGee, B.	9/-	XXX	XXX	XXX	XXX	XXX	XXX	XXX	XXX	XXX
94	Moncur, E.	5/-	...	XXX	XXX	XXX	XXX	...	XXX
38	Nelms, C.	10/-	XXX	XXX	...	XXX	XXX	XXX	XXX	XXX	XXX	XXX	XXX
29	Nicholas, J.	3/-	XXX	XXX	XXX
17	Perrelli, M.	10/-	XXX	XXX	XXX	XXX	XXX	XXX	XXX	...	XXX	XXX	XXX
6	Phillips, R.	8/5	START	START	START	XXX	START	XXX	XXX	START
65	Pipho, M.	11/11	START	START	START	START	START	START	START	START	START	START	START
96	Porter, C.	6/-	XXX	XXX	...	XXX	XXX	XXX	XXX
54	Regis, M.	11/-	XXX	XXX	XXX	XXX	XXX	XXX	XXX	XXX	XXX	XXX	XXX
36	Robinson, K.	11/-	XXX	XXX	XXX	XXX	XXX	XXX	XXX	XXX	XXX	XXX	XXX
56	Robinson, M.	11/6	START	START	XXX	START	START	START	XXX	XXX	XXX	XXX	START
50	Sharpton, D.	11/10	XXX	START	START	START	START	START	START	START	START	START	START
9	Shields, S.	10/9	START	START	XXX	START	START	START	START	START	START	START	...
48	Smith, A.	9/6	START	START	...	START	START	START	START	...	XXX	XXX	XXX
31	Spence, S.	8/7	START	START	START	START	START	START	START	XXX
86	Streeter, T.	8/-	...	XXX	XXX	XXX	XXX	XXX	XXX	XXX	XXX
68	Symonette, I.	11/-	XXX	XXX	XXX	XXX	XXX	XXX	XXX	XXX	XXX	XXX	XXX
7	Telemaque, V.	10/9	...	START	START	START	START	XXX	START	START	START	START	START
83	Thompkins, K.	8/-	XXX	XXX	XXX	XXX	XXX	XXX	XXX	XXX
70	Trump, A.	11/11	START	START	START	START	START	START	START	START	START	START	START
33	Uribe, A.	6/-	...	XXX	XXX	XXX	XXX	XXX
8	Van Dyke, D.	10/6	START	...	START	XXX	START	XXX	XXX	START	START	XXX	START
35	Vernon, O.	9/1	XXX	XXX	START	XXX	XXX	XXX	XXX	XXX	XXX
72	Washington, B.	11/-	XXX	XXX	XXX	XXX	XXX	XXX	XXX	XXX	XXX	XXX	XXX
90	Wesley, S.	10/6	XXX	XXX	START	XXX	...	XXX	START	START	START	START	START

2009 GAME-BY GAME STATISTICS

JACORY HARRIS

Game	Cmp	Att	Pct.	Int.	Yds	TD	Lg	Sacked
9/7 at Florida State	21	34	61.8	2	386	2	40	1
9/17 Georgia Tech	20	25	80.0	0	270	3	40	0
9/26 at Virginia Tech	9	25	36.0	1	150	0	34	3
10/3 Oklahoma	19	28	67.9	2	202	3	38	4
10/10 Florida A&M	16	24	66.7	2	217	2	37	1
10/17 at UCF	20	26	77.0	0	293	1	32	6
10/24 Clemson	17	27	62.9	3	256	2	69	3
10/31 at Wake Forest	22	43	51.2	1	330	3	35	5
11/7 Virginia	18	31	58.1	1	232	2	35	2
11/14 at North Carolina	28	50	56.0	4	319	1	32	2
11/21 Duke	25	43	58.1	2	348	2	52	1
11/28 at USF								

A.J. HIGHSMITH

Game	Cmp	Att	Pct.	Int.	Yds	TD	Lg	Sacked
10/10 Florida A&M	3	3	100.0	0	38	0	29	1
11/7 Virginia	1	3	33.3	0	15	1	15	0

2009 RUSHING

GRAIG COOPER

Game	No.	Yds	Avg.	TD	Lg
9/7 at Florida State	7	31	4.4	1	13
9/17 Georgia Tech	17	93	5.5	0	31
9/26 at Virginia Tech	11	55	5.0	0	14
10/3 Oklahoma	8	21	2.6	0	8
10/10 Florida A&M	Did Not Play				
10/17 at UCF	0	0	0.0	0	0
10/24 Clemson	17	99	5.8	0	25
10/31 at Wake Forest	6	27	4.5	0	20
11/7 Virginia	18	152	8.4	1	70
11/14 at North Carolina	15	63	4.2	1	20
11/21 Duke	14	43	3.0	0	8
11/28 at USF					

JAVARRIS JAMES

Game	No.	Yds	Avg.	TD	Lg
9/7 at Florida State	11	36	3.3	1	9
9/17 Georgia Tech	14	72	5.1	1	14
9/26 at Virginia Tech	14	35	2.5	1	15
10/3 Oklahoma	15	150	10.0	0	50
10/10 Florida A&M	1	4	4.0	0	4
10/17 at UCF	17	65	3.8	1	8
10/24 Clemson	6	56	9.3	0	44
10/31 at Wake Forest	Did Not Play				
11/7 Virginia	1	3	3.0	0	3
11/14 at North Carolina	0	0	0.0	0	0
11/21 Duke	9	33	3.7	0	8
11/28 at USF					

DAMIEN BERRY

Game	No.	Yds	Avg.	TD	Lg
10/10 Florida A&M	14	162	11.6	1	49
10/17 at UCF	14	60	4.3	1	14
10/24 Clemson	8	55	6.9	1	23
10/31 at Wake Forest	7	26	3.7	1	7
11/7 Virginia	12	56	4.4	2	15
11/14 at North Carolina	6	41	6.8	1	20
11/21 Duke	16	76	4.8	1	18
11/28 at USF					

LEE CHAMBERS

Game	No.	Yds	Avg.	TD	Lg
9/7 at Florida State	5	10	2.0	0	4
9/17 Georgia Tech	2	12	6.0	0	8
9/26 at Virginia Tech	DNP				
10/3 Oklahoma	0	0	0.0	0	0
10/10 Florida A&M	16	46	2.4	1	12
10/17 at UCF	3	15	5.0	0	7
10/24 Clemson	0	0	0.0	0	0
10/31 at Wake Forest	0	0	0.0	0	0
11/7 Virginia	10	67	6.7	0	20
11/14 at North Carolina	0	0	0.0	0	0
11/21 Duke	0	0	0.0	0	0
11/28 at USF					

TRAVIS BENJAMIN

Game	No.	Yds	Avg.	TD	Lg
9/7 at Florida State	1	5	5.0	0	5
9/17 Georgia Tech	1	13	13.0	0	13
9/26 at Virginia Tech	0	0	0.0	0	0
10/3 Oklahoma	1	1	1.0	0	1
10/10 Florida A&M	0	0	0.0	0	0
10/17 at UCF	2	-2	-1.0	0	5
10/24 Clemson	1	-14	-14.0	0	0
10/31 at Wake Forest	1	10	10.0	0	10
11/7 Virginia	0	0	0.0	0	0
11/14 at North Carolina	1	-1	-1.0	0	0
11/21 Duke	0	0	0.0	0	0
11/28 at USF					

THEARON COLLIER

Game	No.	Yds	Avg.	TD	Lg
9/7 at Florida State	2	13	6.5	0	15
9/17 Georgia Tech	0	0	0.0	0	0
9/26 at Virginia Tech	1	-6	-6.0	0	0
10/3 Oklahoma	0	0	0.0	0	0
10/10 Florida A&M	0	0	0.0	0	0
10/17 at UCF	0	0	0.0	0	0
10/24 Clemson	0	0	0.0	0	0
10/31 at Wake Forest	0	0	0.0	0	0
11/7 Virginia	0	0	0.0	0	0
11/14 at North Carolina	0	0	0.0	0	0
11/21 Duke	Did Not Play				
11/28 at USF					

JACORY HARRIS

Game	No.	Yds	Avg.	TD	Lg
9/7 at Florida State	3	1	0.3	1	4
9/17 Georgia Tech	1	0	0.0	0	0
9/26 at Virginia Tech	4	-28	-7.0	0	0
10/3 Oklahoma	4	-30	-7.5	0	0
10/10 Florida A&M	1	0	-7.0	0	0
10/17 at UCF	7	-34	-4.9	0	7
10/24 Clemson	3	-19	-6.3	0	0
10/31 at Wake Forest	6	-44	-7.3	0	5
11/7 Virginia	4	7	-6.2	0	7
11/14 at North Carolina	2	-13	-6.5	0	0
11/21 Duke	3	-11	-3.7	0	2
11/28 at USF					

MIKE JAMES

Game	No.	Yds	Avg.	TD	Lg
9/7 at Florida State	0	0	0.0	0	0
9/17 Georgia Tech	0	0	0.0	0	0
9/26 at Virginia Tech	4	3	0.8	0	2
10/3 Oklahoma	1	3	3.0	0	3
10/10 Florida A&M	4	15	3.5	1	6
10/17 at UCF	1	1	1.0	0	1
10/24 Clemson	0	0	0.0	0	0
10/31 at Wake Forest	1	7	7.0	0	7
11/7 Virginia	4	18	4.5	0	11
11/14 at North Carolina	0	0	0.0	0	0
11/21 Duke	0	0	0.0	0	0
11/28 at USF					

JOHN CALHOUN

Game	No.	Yds	Avg.	TD	Lg
10/10 Florida A&M	1	4	4.0	0	4
10/17 at UCF	0	0	0.0	0	0
10/24 Clemson	0	0	0.0	0	0
10/31 at Wake Forest	0	0	0.0	0	0
11/7 Virginia	0	0	0.0	0	0
11/14 at North Carolina	0	0	0.0	0	0
11/21 Duke	0	0	0.0	0	0
11/28 at USF					

2009 GAME-BY GAME STATISTICS - RECEIVING

LEONARD HANKERSON

Game	No.	Yds	Avg.	TD	Lg
9/7 at Florida State	4	72	18.0	0	40
9/17 Georgia Tech	1	35	35.0	0	35
9/26 at Virginia Tech	3	79	26.3	0	34
10/3 Oklahoma	1	1	1.0	0	1
10/10 Florida A&M	2	42	21.0	1	37
10/17 at UCF	4	64	16.0	1	23
10/24 Clemson	5	87	17.4	1	26
10/31 at Wake Forest	5	97	19.4	0	31
11/7 Virginia	2	40	20.0	1	35
11/14 at North Carolina	7	92	13.1	0	32
11/21 Duke	8	143	17.9	1	52
11/28 at USF					

TRAVIS BENJAMIN

Game	No.	Yds	Avg.	TD	Lg
9/7 at Florida State	4	128	32.0	1	40
9/17 Georgia Tech	3	29	9.7	0	20
9/26 at Virginia Tech	0	0	0.0	0	0
10/3 Oklahoma	3	61	20.3	1	38
10/10 Florida A&M	1	16	16.0	0	16
10/17 at UCF	4	46	11.5	0	13
10/24 Clemson	3	82	27.3	1	69
10/31 at Wake Forest	4	50	12.5	1	17
11/7 Virginia	1	16	16.0	0	16
11/14 at North Carolina	2	19	9.5	0	14
11/21 Duke	3	43	14.3	0	30
11/28 at USF					

LARON BYRD

Game	No.	Yds	Avg.	TD	Lg
9/7 at Florida State	0	0	0.0	0	0
9/17 Georgia Tech	5	83	16.6	1	40
9/26 at Virginia Tech	4	58	14.5	0	23
10/3 Oklahoma	2	12	6.0	0	7
10/10 Florida A&M	2	20	10.0	0	17
10/17 at UCF	5	85	17.0	0	32
10/24 Clemson	1	15	15.0	0	15
10/31 at Wake Forest	2	13	6.5	0	7
11/7 Virginia	3	56	18.7	0	29
11/14 at North Carolina	4	61	15.3	0	24
11/21 Duke	1	17	17.0	0	17
11/28 at USF					

DEDRICK EPPS

Game	No.	Yds	Avg.	TD	Lg
9/7 at Florida State	2	46	23.0	0	27
9/17 Georgia Tech	3	37	12.3	1	14
9/26 at Virginia Tech	2	13	6.5	0	9
10/3 Oklahoma	3	38	12.7	1	19
10/10 Florida A&M		Did Not Play			
10/17 at UCF	1	5	5.0	0	5
10/24 Clemson	2	27	13.5	0	16
10/31 at Wake Forest	0	0	0.0	0	0
11/7 Virginia	2	24	12.0	0	14
11/14 at North Carolina	0	0	0.0	0	0
11/21 Duke	2	17	8.5	0	10
11/28 at USF					

GRAIG COOPER

Game	No.	Yds	Avg.	TD	Lg
9/7 at Florida State	2	24	12.0	1	24
9/17 Georgia Tech	3	32	10.7	0	13
9/26 at Virginia Tech	0	0	0.0	0	0
10/3 Oklahoma	1	3	3.0	0	3
10/10 Florida A&M		Did Not Play			
10/17 at UCF	0	0	0.0	0	0
10/24 Clemson	1	4	4.0	0	4
10/31 at Wake Forest	1	2	2.0	0	2
11/7 Virginia	1	6	6.0	0	6
11/14 at North Carolina	7	37	5.3	0	25
11/21 Duke	1	2	2.0	0	2
11/28 at USF					

ALDARIUS JOHNSON

Game	No.	Yds	Avg.	TD	Lg
9/7 at Florida State	3	48	16.0	0	31
9/17 Georgia Tech		Did Not Play			
9/26 at Virginia Tech		Did Not Play			
10/3 Oklahoma	4	45	11.2	0	12
10/10 Florida A&M	2	31	15.5	0	21
10/17 at UCF		Did Not Play			
10/24 Clemson	0	0	0.0	0	0
10/31 at Wake Forest	3	74	24.7	1	35
11/7 Virginia	1	16	16.0	0	16
11/14 at North Carolina	1	23	23.0	0	23
11/21 Duke	1	20	20.0	0	20
11/28 at USF					

JAVARRIS JAMES

Game	No.	Yds	Avg.	TD	Lg
9/7 at Florida State	3	35	11.7	0	20
9/17 Georgia Tech	2	12	6.0	0	9
9/26 at Virginia Tech	0	0	0.0	0	0
10/3 Oklahoma	1	4	4.0	0	4
10/10 Florida A&M	1	3	3.0	0	3
10/17 at UCF	0	0	0.0	0	0
10/24 Clemson	0	0	0.0	0	0
10/31 at Wake Forest		Did Not Play			
11/7 Virginia	1	8	8.0	0	8
11/14 at North Carolina	0	0	0.0	0	0
11/21 Duke	2	19	9.5	0	11
11/28 at USF					

THEARON COLLIER

Game	No.	Yds	Avg.	TD	Lg
9/7 at Florida State	2	28	14.0	0	18
9/17 Georgia Tech	0	0	0.0	0	0
9/26 at Virginia Tech	0	0	0.0	0	0
10/3 Oklahoma	1	3	3.0	0	3
10/10 Florida A&M	1	28	28.0	0	28
10/17 at UCF	1	28	28.0	0	28
10/24 Clemson	3	36	12.0	0	20
10/31 at Wake Forest	4	78	19.5	0	29
11/7 Virginia	0	0	0.0	0	0
11/14 at North Carolina	1	8	8.0	0	8
11/21 Duke		Did Not Play			
11/28 at USF					

TERVARIS JOHNSON

Game	No.	Yds	Avg.	TD	Lg
9/7 at Florida State	0	0	0.0	0	0
9/17 Georgia Tech	1	14	14.0	0	14
9/26 at Virginia Tech	0	0	0.0	0	0
10/3 Oklahoma	1	10	10.0	0	10
10/10 Florida A&M	0	0	0.0	0	0
10/17 at UCF	0	0	0.0	0	0
10/24 Clemson	0	0	0.0	0	0
10/31 at Wake Forest	1	2	2.0	1	2
11/7 Virginia	2	26	13.0	0	13
11/14 at North Carolina	0	0	0.0	0	0
11/21 Duke	2	14	7.0	1	9
11/28 at USF					

JIMMY GRAHAM

Game	No.	Yds	Avg.	TD	Lg
9/7 at Florida State	0	0	0.0	0	0
9/17 Georgia Tech	1	14	14.0	1	14
9/26 at Virginia Tech	0	0	0.0	0	0
10/3 Oklahoma	1	18	18.0	1	18
10/10 Florida A&M	1	7	7.0	1	7
10/17 at UCF	2	42	21.0	0	21
10/24 Clemson	1	8	8.0	0	8
10/31 at Wake Forest	1	2	2.0	0	2
11/7 Virginia	1	5	5.0	1	5
11/14 at North Carolina	1	14	14.0	0	14
11/21 Duke	5	73	14.6	0	22
11/28 at USF					

PATRICK HILL

Game	No.	Yds	Avg.	TD	Lg
9/7 at Florida State	0	0	0.0	0	0
9/17 Georgia Tech	1	14	14.0	0	14
9/26 at Virginia Tech	0	0	0.0	0	0
10/3 Oklahoma		Did Not Play			
10/10 Florida A&M		Did Not Play			
10/17 at UCF		Did Not Play			
10/24 Clemson		Did Not Play			
10/31 at Wake Forest		Did Not Play			
11/7 Virginia		Did Not Play			
11/14 at North Carolina		Did Not Play			
11/21 Duke		Did Not Play			
11/28 at USF					

MIKE JAMES

Game	No.	Yds	Avg.	TD	Lg
9/7 at Florida State	1	5	5.0	0	5
9/17 Georgia Tech	0	0	0.0	0	0
9/26 at Virginia Tech	0	0	0.0	0	0
10/3 Oklahoma	1	7	7.0	0	7
10/10 Florida A&M	3	26	8.7	0	17
10/17 at UCF	1	9	9.0	0	9
10/24 Clemson	1	-3	-3.0	0	0
10/31 at Wake Forest	1	12	12.0	0	12
11/7 Virginia	2	16	8.0	0	8
11/14 at North Carolina	3	15	5.0	0	13
11/21 Duke	0	0	0.0	0	0
11/28 at USF					

TOMMY STREETER

Game	No.	Yds	Avg.	TD	Lg
10/10 Florida A&M	3	55	18.3	0	29
10/17 at UCF	1	12	12.0	0	12
10/24 Clemson	0	0	0.0	0	0
10/31 at Wake Forest	0	0	0.0	0	0
11/7 Virginia	0	0	0.0	0	0
11/14 at North Carolina	0	0	0.0	0	0
11/21 Duke	0	0	0.0	0	0
11/28 at USF					

KENDAL THOMPkins

Game	No.	Yds	Avg.	TD	Lg
10/10 Florida A&M	1	18	18.0	0	18
10/17 at UCF	0	0	0.0	0	0
11/7 Virginia	1	15	15.0	0	15
11/14 at North Carolina	0	0	0.0	0	0
11/21 Duke	0	0	0.0	0	0
11/28 at USF					

DAMIEN BERRY

Game	No.	Yds	Avg.	TD	Lg
10/10 Florida A&M	1	5	5.0	0	5
10/17 at UCF	1	2	2.0	0	2
10/24 Clemson	0	0	0.0	0	0
10/31 at Wake Forest	0	0	0.0	0	0
11/7 Virginia	1	11	11.0	0	11
11/14 at North Carolina	2	50	25.0	0	29
11/21 Duke	0	0	0.0	0	0
11/28 at USF					

JOHN CALHOUN

Game	No.	Yds	Avg.	TD	Lg
10/10 Florida A&M	1	4	4.0	0	4
11/14 at North Carolina	0	0	0.0	0	0
11/21 Duke	0	0	0.0	0	0
11/28 at USF					

LEE CHAMBERS

Game	No.	Yds	Avg.	TD	Lg
11/7 Virginia	1	8	8.0	0	8
11/14 at North Carolina	0	0	0.0	0	0
11/21 Duke		Did Not Play			
11/28 at USF					

2009 GAME-BY GAME STATISTICS - KICKOFF/PUNT RETURNS

KICK RETURNS

GRAIG COOPER

Game	No.	Yds	Avg.	TD	Lg
9/7 at Florida State	5	173	34.6	0	63
9/17 Georgia Tech	2	61	30.5	0	36
9/26 at Virginia Tech	3	74	24.7	0	39
10/3 Oklahoma	4	88	22.0	0	28
10/10 Florida A&M	Did Not Play				
10/17 at UCF	0	0	0.0	0	0
10/24 Clemson	1	27	27.0	0	27
10/31 at Wake Forest	0	0	0.0	0	0
11/7 Virginia	3	45	15.0	0	22
11/14 at North Carolina	2	30	15.0	0	16
11/21 Duke	0	0	0.0	0	0
11/28 at USF					

MIKE JAMES

Game	No.	Yds	Avg.	TD	Lg
9/7 at Florida State	0	0	0.0	0	0
9/17 Georgia Tech	1	40	40.0	0	40
9/26 at Virginia Tech	2	25	12.5	0	21
10/3 Oklahoma	1	26	26.0	0	26
10/10 Florida A&M	1	41	41.0	0	41
10/17 at UCF	2	26	14.0	0	16
10/24 Clemson	2	32	16.0	0	27
10/31 at Wake Forest	3	75	25.0	0	31
11/7 Virginia	0	0	0.0	0	0
11/14 at North Carolina	4	82	20.5	0	27
11/21 Duke					
11/28 at USF					

TRAVIS BENJAMIN

Game	No.	Yds	Avg.	TD	Lg
9/7 at Florida State	2	46	23.0	0	27
9/17 Georgia Tech	3	37	12.3	1	14
11/7 Virginia	0	0	0.0	0	0
11/14 at North Carolina	0	0	0.0	0	0
11/21 Duke					
11/28 at USF					

BRANDON HARRIS

Game	No.	Yds	Avg.	TD	Lg
10/10 Florida A&M	2	63	31.5	0	37
10/17 at UCF	0	0	0.0	0	0
10/24 Clemson	0	0	0.0	0	0
10/31 at Wake Forest	0	0	0.0	0	0
11/7 Virginia	0	0	0.0	0	0
11/14 at North Carolina	0	0	0.0	0	0
11/21 Duke					
11/28 at USF					

JIMMY GRAHAM

Game	No.	Yds	Avg.	TD	Lg
10/31 at Wake Forest	1	7	7.0	0	7
11/7 Virginia	1	12	12.0	0	12
11/14 at North Carolina	1	11	11.0	0	11

PUNT RETURNS

TRAVIS BENJAMIN

Game	No.	Yds	Avg.	TD	Lg
9/7 at Florida State	2	7	3.5	0	6
9/17 Georgia Tech	1	14	14.0	0	14
9/26 at Virginia Tech	1	-10	-10.0	0	0
10/3 Oklahoma	2	-3	-1.5	0	0
10/10 Florida A&M	2	52	26.0	0	33
10/17 at UCF	0	0	0.0	0	0
10/24 Clemson	1	-3	-3.0	0	0
10/31 at Wake Forest	0	0	0.0	0	0
11/7 Virginia	0	0	0.0	0	0
11/14 at North Carolina	0	0	0.0	0	0
11/21 Duke	0	0	0.0	0	0
11/28 at USF					

GRAIG COOPER

Game	No.	Yds	Avg.	TD	Lg
9/7 at Florida State	1	0	0.0	0	0
9/17 Georgia Tech	0	0	0.0	0	0
9/26 at Virginia Tech	1	1	1.0	0	1
11/21 Duke	2	7	3.5	0	9

THEARON COLLIER

Game	No.	Yds	Avg.	TD	Lg
10/10 Florida A&M	5	62	12.4	1	61
10/17 at UCF	2	19	9.5	0	13
11/7 Virginia	2	57	28.5	1	60
11/14 at North Carolina	2	14	7.0	0	14

2009 GAME-BY GAME STATISTICS - DEFENSE

TACKLES FOR LOSS

	UA-A	Total	FSU	GT	VT	OKLA	FAMU	UCF	CLEMSON	WAKE	UVA	UNC	DUKE	USF
Bailey, A. DL	10-1	10.5	1.0-7	-	0.5-1	1.0-6	1.0-6	-	3.0-39	3.0-15	1.0-3	-	-	
McCarthy, C. LB	6-4	8.0	1.5-2	0.5-2	-	1.0-1	1.0-2	-	2.5-4	0.5-1	1.0-1	-	-	
Sharpton, D. LB	6-2	7.0	0.5-1	-	-	-	1.0-2	1.0-1	1.0-3	-	-	1.5-2	2.0-5	
Robinson, M. DL	4-4	6.0	1.0-10	0.5-1	-	1.5-7	1.5-4	-	0.5-1	-	1.0-15	-	-	
Harris, B. DB	6-0	6.0	-	-	-	1.0-5	-	-	2.0-2	1.0-1	1.0-1	-	1.0-3	
Spence, S. LB	4-3	5.5	1.5-1	0.5-2	0.5-0	1.0-2	-	2.0-20	-	DNP	DNP	DNP	-	
Holmes, J.	4-2	5.0	-	-	-	-	1.0-9	DNP	-	2.0-5	-	1.0-5	1.0-3	
Joseph, J. DL	4-2	5.0	-	-	-	1.5-2	3.5-10	-	-	-	-	-	-	
Wesley, S. DE	5-0	5.0	1.0-3	2.0-4	1.0-1	-	DNP	-	-	-	1.0-12	-	-	
Vernon, O. DL	2-5	4.5	1.0-3	3.0-11	-	DNP	DNP	0.5-1	-	-	-	-	-	
Regis, M. DL	1-4	3.0	-	1.0-3	-	1.0-2	-	0.5-1	-	0.5-0	-	-	-	
Telemaque, V. DB	1-2	2.0	DNP	1.5-4	-	-	-	-	-	-	-	0.5-1	-	
Buchanan, R. LB	2-0	2.0	-	-	-	-	-	-	-	1.0-2	1.0-1	-	-	
Van Dyke, D. DB	2-0	2.0	-	DNP	-	-	-	1.0-4	1.0-5	-	-	-	-	
Shields, S.	1-0	1.0	-	-	-	-	1.0-5	-	-	-	-	-	DNP	
Moncur, E. DL	1-0	1.0	DNP	-	-	-	1.0-10	DNP	-	DNP	DNP	DNP	DNP	
Smith, A. DL	1-0	1.0	-	1.0-3	DNP	-	-	-	-	DNP	-	-	-	
Porter, C. DL	1-0	1.0	DNP	DNP	DNP	DNP	-	-	DNP	-	-	1.0-4	-	
Grant, C. DB	0-1	0.5	0.5-3	-	-	-	-	-	-	-	-	-	-	

FUMBLES RECOVERED

	No	FSU	GT	VT	OKLA	FAMU	UCF	CLEMSON	WAKE	UVA	UNC	DUKE	USF
Robinson, M.	1	-	-	-	-	-	1	-	-	-	-	-	
Smith, A.	1	-	-	DNP	-	-	-	1	DNP	-	-	-	
Telemaque, V.	1	DNP	-	-	-	-	-	1	-	-	-	-	
Thompkins, K. WR	1	-	-	1	-	-	DNP	DNP	DNP	-	-	-	
Brown, A.	1	-	-	-	-	-	-	1	-	-	-	-	
Holmes, J.	1	1	-	-	-	-	DNP	-	-	-	-	-	
Joseph, J.	1	-	-	-	1	-	-	-	-	-	-	-	
Phillips, R.	1	-	-	-	DNP	DNP	DNP	-	-	-	-	1	
Shields, S.	1	-	-	-	-	-	-	-	1	-	-	DNP	

FORCED FUMBLES

	No	FSU	GT	VT	OKLA	FAMU	UCF	CLEMSON	WAKE	UVA	UNC	DUKE	USF
Robinson, M.	2	1	-	-	-	1	-	-	-	-	-	-	
Harris, B.	2	-	-	-	1	-	-	1	-	-	-	-	
Bailey, A.	2	-	-	-	1	-	-	1	-	-	-	-	
Regis, M.	1	-	-	-	-	-	1	-	-	-	-	-	
Shields, S.	1	-	-	-	-	-	-	-	1	-	-	DNP	
McCarthy, C.	1	-	-	-	-	-	-	1	-	-	-	-	

2009 GAME-BY GAME STATISTICS - KICKING

PUNTING - MATT BOSHER

Opponent	No.	Yards	Avg.	Long	Blk	TB	In20	+50
9/7 at Florida State	4	165	41.2	48	0	1	3	0
9/17 Georgia Tech	1	41	41.0	41	0	1	0	0
9/26 at Virginia Tech	6	249	41.5	53	1	0	3	1
10/3 Oklahoma	5	229	45.8	58	0	0	3	2
10/10 Florida A&M	2	95	47.5	59	0	0	1	1
10/17 at UCF	4	133	33.2	41	0	0	3	0
10/24 Clemson	3	139	46.3	55	0	0	0	1
10/31 at Wake Forest	9	387	43.0	55	0	1	4	1
11/7 Virginia	0	0	0.0	0	2	0	0	0
11/14 at North Carolina	4	184	46.0	52	0	1	2	1
11/21 Duke	3	122	40.7	57	0	1	1	1
11/28 at USF								

PLACEKICKING - MATT BOSHER

EXTRA POINTS		FIELD GOALS			FG BREAKDOWN					
XP/XPA	PCT	FG/FGA	PCT	LG	PTS	1-19	20-29	30-39	40-49	50+
44/44	100.0	13/15	86.7	33	83	1/1	3/4	5/6	3/3	1/1

Opponent	FG/FGA	Distances	XP/XPA	Game Pts.
9/7 at Florida State	1/1	18g	5/5	8
9/17 Georgia Tech	1/3	34g, 26 wr, 31 wr	4/4	7
9/26 at Virginia Tech	0/0		1/1	1
10/3 Oklahoma	0/0		3/3	3
10/10 Florida A&M	2/2	20g, 33g	6/6	12
10/17 at UCF	2/2	31g, 46g	3/3	9
10/24 Clemson	3/3	49g, 51g, 22g	4/4	13
10/31 at Wake Forest	0/0		4/4	4
11/7 Virginia	1/1	42g	7/7	10
11/14 at North Carolina	1/1	39g	3/3	9
11/21 Duke	2/2	20g, 33g	4/4	10
11/28 at USF				

2009 GAME-BY GAME STATISTICS - DEFENSE

SACKS	UA-A	Total	FSU	GT	VT	OKLA	FAMU	UCF	CLEMSON	WAKE	UVA	UNC	DUKE	USF
Bailey, A. DL	7-0	7.0	1.0-7	-	-	1.0-6	1.0-6	-	2.0-38	2.0-9	-	-	-	-
Robinson, M. DL	4-0	4.0	1.0-10	-	-	1.0-6	1.0-4	-	-	-	1.0-15	-	-	-
Spence, S. LB	2-0	2.0	-	-	-	-	-	2.0-20	-	DNP	DNP	DNP	-	-
Wesley, S. DE	2-0	2.0	-	1.0-3	-	-	DNP	-	-	-	1.0-12	-	-	-
Moncur, E. DL	1-0	1.0	DNP	-	-	-	1.0-10	DNP	-	DNP	DNP	DNP	DNP	-
Holmes, J.	1-0	1.0	-	-	-	-	-	DNP	-	-	-	1.0-5	-	-
Harris, B. DB	1-0	1.0	-	-	-	1.0-5	-	-	-	-	-	-	-	-
Vernon, O. DL	0-1	0.5	-	0.5-3	-	DNP	DNP	-	-	-	-	-	-	-
Regis, M. DL	0-1	0.5	-	0.5-2	-	-	-	-	-	-	-	-	-	-

TACKLES	UA-A	Total	FSU	GT	VT	OKLA	FAMU	UCF	CLEMSON	WAKE	UVA	UNC	DUKE	USF
McCarthy, C. LB	47-36	83	5-3	0-4	4-9	4-3	4-2	-	8-3	7-4	1-4	9-4	5-0	-
Sharpton, D. LB	50-29	79	3-1	6-2	1-4	3-3	1-1	5-6	8-2	4-3	3-2	5-4	11-1	-
Harris, B. DB	35-15	50	3-6	3-1	3-2	2-2	2-1	5-2	4-0	6-0	3-0	1-0	3-1	-
Phillips, R. DB	27-13	40	4-2	3-2	3-4	DNP	DNP	DNP	3-3	5-2	-	6-0	3-0	-
Shields, S.	26-12	38	2-2	5-1	2-2	3-2	3-0	-	1-2	6-1	4-2	-	DNP	-
Telemaque, V. DB	24-12	36	DNP	1-2	2-0	6-3	2-1	1-0	2-2	3-2	-	2-1	5-1	-
Spence, S. LB	18-17	35	2-1	0-2	2-6	5-5	4-0	4-3	1-0	DNP	DNP	DNP	-	-
Bailey, A. DL	17-10	27	2-0	1-0	0-3	3-1	1-1	1-0	4-0	3-2	1-1	1-2	-	-
Joseph, J. DL	12-14	26	1-0	1-0	2-3	1-3	3-3	1-2	2-0	1-2	-	0-1	-	-
Campbell, J. DB	17-9	26	2-1	1-0	0-2	1-3	1-0	0-2	2-0	2-0	3-1	4-0	1-0	-
Van Dyke, D. DB	18-6	24	1-0	DNP	1-2	-	2-1	1-1	3-1	3-1	2-0	3-0	2-0	-
Buchanan, R. LB	16-5	21	1-0	-	1-0	-	3-2	-	1-1	3-0	3-0	4-2	-	-
Holmes, J.	11-9	20	-	0-1	0-2	2-0	1-0	DNP	1-2	2-3	-	1-1	4-0	-
Armstrong, R. DB	12-6	18	1-0	-	1-1	4-3	1-0	1-2	3-0	DNP	DNP	DNP	1-0	-
Robinson, M. DL	9-8	17	2-0	0-1	0-1	1-2	2-2	1-0	0-1	1-1	2-0	-	-	-
Vernon, O. DL	6-10	16	1-2	2-2	0-5	DNP	DNP	0-1	-	-	3-0	-	-	-
Regis, M. DL	5-10	15	1-0	0-2	0-3	2-0	1-2	1-1	0-1	0-1	-	-	-	-
Wesley, S. DE	9-5	14	1-0	2-0	2-0	-	DNP	1-0	1-2	0-1	1-0	0-1	1-1	-
Nicholas, J. DB	3-7	10	2-2	-	1-5	DNP	DNP	DNP	DNP	DNP	DNP	DNP	DNP	-
Grant, C. DB	8-2	10	1-1	-	-	1-0	1-0	0-1	1-0	-	1-0	-	3-0	-
Smith, A. DL	7-3	10	1-1	2-0	DNP	-	1-1	0-1	-	DNP	1-0	2-0	-	-
Moncur, E. DL	4-6	10	DNP	1-2	0-1	2-3	1-0	DNP	-	DNP	DNP	DNP	DNP	-
Brown, A. LB	8-2	10	1-0	0-1	-	1-0	1-1	2-0	1-0	-	1-0	1-0	-	-
Uribe, A. K	4-3	7	DNP	-	-	-	1-1	2-1	1-1	DNP	DNP	DNP	DNP	-
Bosher, M.	5-0	5	2-0	-	-	1-0	-	-	-	-	-	1-0	1-0	-
Nelms, C. DB	4-1	5	-	-	DNP	1-0	-	1-1	-	-	1-0	-	1-0	-
Holton, C. LB	3-2	5	DNP	-	-	0-2	2-0	-	-	-	-	-	1-0	-
Berry, D.	4-1	5	1-0	1-1	-	-	-	1-0	-	-	1-0	-	-	-
Futch, J. LB	2-2	4	1-0	1-0	0-1	-	0-1	DNP	DNP	DNP	DNP	DNP	DNP	-
Chambers, L.	2-1	3	-	0-1	DNP	DNP	1-0	-	-	1-0	-	DNP	DNP	-
Porter, C. DL	2-1	3	DNP	DNP	DNP	DNP	-	-	DNP	0-1	1-0	1-0	-	-
Lewis, J. DL	2-1	3	DNP	DNP	DNP	DNP	DNP	1-0	-	-	-	-	1-1	-
Hill, R. DB	1-1	2	DNP	-	-	1-1	DNP	DNP	DNP	DNP	DNP	DNP	DNP	-
McGee, B.	0-2	2	-	0-1	DNP	DNP	-	-	-	-	-	0-1	-	-

INTERCEPTIONS	Total	FSU	GT	VT	OKLA	FAMU	UCF	CLEMSON	WAKE	UVA	UNC	DUKE	USF
Phillips, R. DB	1-0	1-0	-	-	-	-	-	1-0	-	-	-	-	-
Harris, B. DB	1-0	-	-	-	-	1-0	-	-	-	-	-	-	-
McCarthy, C., LB	1-0	-	-	-	-	-	1-9	-	-	-	-	-	-
Van Dyke, D., DB	1--5	-	-	-	-	-	-	1-5	-	-	-	-	-
Regis, M., DL	1-2	-	-	-	-	-	-	-	-	1-2	-	-	-
Sharpton, D. LB	1-73	-	-	-	-	-	-	-	-	-	-	1-73	-

2009 TEAM GAME HIGHS

INDIVIDUAL GAME HIGHS

Rushes	18	Graig Cooper vs Virginia (Nov 07, 2009)
Yards Rushing	162	Damien Berry vs Florida A&M (Oct 10, 2009)
TD Rushes	2	Damien Berry vs Virginia (Nov 07, 2009)
Long Rush	70	Graig Cooper vs Virginia (Nov 07, 2009)
Pass attempts	50	Jacory Harris at North Carolina (Nov 14, 2009)
Pass completions	28	Jacory Harris at North Carolina (Nov 14, 2009)
Yards Passing	386	Jacory Harris at Florida State (Sep 07, 2009)
TD Passes	3	Jacory Harris vs Georgia Tech (Sep 17, 2009)
		Jacory Harris vs Oklahoma (Oct 03, 2009)
		Jacory Harris at Wake Forest (Oct 31, 2009)
Long Pass	69	Jacory Harris vs Clemson (Oct 24, 2009)
Receptions	8	Leonard Hankerson vs Duke (Nov 21, 2009)
Yards Receiving	143	Leonard Hankerson vs Duke (Nov 21, 2009)
TD Receptions	1	Travis Benjamin at Florida State (Sep 07, 2009)
		Graig Cooper at Florida State (Sep 07, 2009)
		LaRon Byrd vs Georgia Tech (Sep 17, 2009)
		Dedrick Epps vs Georgia Tech (Sep 17, 2009)
		Jimmy Graham vs Georgia Tech (Sep 17, 2009)
		Travis Benjamin vs Oklahoma (Oct 03, 2009)
		Dedrick Epps vs Oklahoma (Oct 03, 2009)
		Jimmy Graham vs Oklahoma (Oct 03, 2009)
		Jimmy Graham vs Florida A&M (Oct 10, 2009)
		Leonard Hankerson vs Florida A&M (Oct 10, 2009)
		Leonard Hankerson at UCF (Oct 17, 2009)
		Leonard Hankerson vs Clemson (Oct 24, 2009)
		Travis Benjamin vs Clemson (Oct 24, 2009)
		Travis Benjamin at Wake Forest (Oct 31, 2009)
		Aldarius Johnson at Wake Forest (Oct 31, 2009)
		Tervaris Johnson at Wake Forest (Oct 31, 2009)
		Jimmy Graham vs Virginia (Nov 07, 2009)
		Kendal Thompkins vs Virginia (Nov 07, 2009)
		Leonard Hankerson vs Virginia (Nov 07, 2009)
		Jimmy Graham at North Carolina (Nov 14, 2009)
		Tervaris Johnson vs Duke (Nov 21, 2009)
		Leonard Hankerson vs Duke (Nov 21, 2009)
Long Reception	69	Travis Benjamin vs Clemson (Oct 24, 2009)
Field Goals	3	Matt Boshier vs Clemson (Oct 24, 2009)
Long Field Goal	51	Matt Boshier vs Clemson (Oct 24, 2009)
Punts	9	Matt Boshier at Wake Forest (Oct 31, 2009)
Punting Avg	47.5	Matt Boshier vs Florida A&M (Oct 10, 2009)
Long Punt	59	Matt Boshier vs Florida A&M (Oct 10, 2009)
Long Punt Return	61	Thearon Collier vs Florida A&M (Oct 10, 2009)
Long Kickoff Return	63	Graig Cooper at Florida State (Sep 07, 2009)
Tackles	13	Colin McCarthy at Virginia Tech (Sep 26, 2009)
		Colin McCarthy at North Carolina (Nov 14, 2009)
Sacks	2.0	Sean Spence at UCF (Oct 17, 2009)
		Allen Bailey vs Clemson (Oct 24, 2009)
		Allen Bailey at Wake Forest (Oct 31, 2009)
Tackles For Loss	3.5	Joe Joseph vs Florida A&M (Oct 10, 2009)
Interceptions	1	Randy Phillips at Florida State (Sep 07, 2009)
		Brandon Harris vs Florida A&M (Oct 10, 2009)
		Colin McCarthy at UCF (Oct 17, 2009)
		Randy Phillips vs Clemson (Oct 24, 2009)
		Demarcus Van Dyke at Wake Forest (Oct 31, 2009)
		Micanor Regis vs Virginia (Nov 07, 2009)
		Darryl Sharpton vs Duke (Nov 21, 2009)

TEAM GAME HIGHS


Rushes	49	vs Virginia (Nov 07, 2009)
Yards Rushing	268	vs Virginia (Nov 07, 2009)
Yards Per Rush	5.7	vs Florida A&M (Oct 10, 2009)
TD Rushes	3	at Florida State (Sep 07, 2009)
		vs Florida A&M (Oct 10, 2009)
		vs Virginia (Nov 07, 2009)
Pass attempts	51	at North Carolina (Nov 14, 2009)
Pass completions	28	at North Carolina (Nov 14, 2009)
Yards Passing	386	at Florida State (Sep 07, 2009)
Yards Per Pass	11.4	at Florida State (Sep 07, 2009)
TD Passes	3	vs Georgia Tech (Sep 17, 2009)
		vs Oklahoma (Oct 03, 2009)
		at Wake Forest (Oct 31, 2009)
		vs Virginia (Nov 07, 2009)
		vs Duke (Nov 21, 2009)
Total Plays	87	vs Virginia (Nov 07, 2009)
Total Offense	515	vs Virginia (Nov 07, 2009)
Yards Per Play	7.4	at Florida State (Sep 07, 2009)
Points	52	vs Virginia (Nov 07, 2009)
Sacks By	3	vs Oklahoma (Oct 03, 2009)
		vs Florida A&M (Oct 10, 2009)
First Downs	27	vs Virginia (Nov 07, 2009)
Penalties	12	vs Oklahoma (Oct 03, 2009)
Penalty Yards	115	vs Oklahoma (Oct 03, 2009)
Turnovers	4	vs Clemson (Oct 24, 2009)
		at North Carolina (Nov 14, 2009)
Interceptions By	1	7 times, Last vs Duke (Nov 21, 2009)

OPPONENT INDIVIDUAL GAME HIGHS


Rushes	34	Williams, R, at Virginia Tech (Sep 26, 2009)
Yards Rushing	150	Williams, R, at Virginia Tech (Sep 26, 2009)
TD Rushes	2	Williams, R, at Virginia Tech (Sep 26, 2009)
Long Rush	48	Brown, Chris, vs Oklahoma (Oct 03, 2009)
		Spiller, C, vs Clemson (Oct 24, 2009)
Pass attempts	43	Skinner, R, at Wake Forest (Oct 31, 2009)
Pass completions	29	Skinner, R, at Wake Forest (Oct 31, 2009)
Yards Passing	349	Skinner, R, at Wake Forest (Oct 31, 2009)
TD Passes	3	Parker, K, vs Clemson (Oct 24, 2009)
Long Pass	64	Lewis, T., vs Duke (Nov 21, 2009)
Receptions	12	Brown, D, at Wake Forest (Oct 31, 2009)
Yards Receiving	165	Varner, D., vs Duke (Nov 21, 2009)
TD Receptions	1	Piurowski, C, at Florida State (Sep 07, 2009)
		Easterling, T, at Florida State (Sep 07, 2009)
		Thomas, D., vs Georgia Tech (Sep 17, 2009)
		Boykin, J, at Virginia Tech (Sep 26, 2009)
		Kenney, Cameron, vs Oklahoma (Oct 03, 2009)
		ROSS, Rocky, at UCF (Oct 17, 2009)
		Spiller, C, vs Clemson (Oct 24, 2009)
		Palmer, M, vs Clemson (Oct 24, 2009)
		Ford, J, vs Clemson (Oct 24, 2009)
		Givens, C, at Wake Forest (Oct 31, 2009)
		Bohanon, T, at Wake Forest (Oct 31, 2009)
		Little, G, at North Carolina (Nov 14, 2009)
		Varner, D., vs Duke (Nov 21, 2009)
Long Reception	64	Varner, D., vs Duke (Nov 21, 2009)
Field Goals	4	Barth, C, at North Carolina (Nov 14, 2009)
Long Field Goal	52	Hopkins, D, at Florida State (Sep 07, 2009)
Punts	7	HOLDREN, Brandon, vs Florida A&M (Oct 10, 2009)
		CLINGAN, Blake, at UCF (Oct 17, 2009)
Punting Avg	50.4	Way, Tress, vs Oklahoma (Oct 03, 2009)
Long Punt	71	Way, Tress, vs Oklahoma (Oct 03, 2009)
Long Punt Return	51	Franks, Dominqu, vs Oklahoma (Oct 03, 2009)
Long Kickoff Return	90	Spiller, C, vs Clemson (Oct 24, 2009)
Tackles	15	Childs, D, vs Virginia (Nov 07, 2009)
Sacks	3.0	Beal, Jeremy, vs Oklahoma (Oct 03, 2009)
Tackles For Loss	3.5	HOGUE, Cory, at UCF (Oct 17, 2009)
Interceptions	3	Burney, K, at North Carolina (Nov 14, 2009)

OPPONENT TEAM GAME HIGHS

Rushes	55	at Virginia Tech (Sep 26, 2009)
Yards Rushing	272	at Virginia Tech (Sep 26, 2009)
Yards Per Rush	4.9	at Virginia Tech (Sep 26, 2009)
TD Rushes	2	at Virginia Tech (Sep 26, 2009)
Pass attempts	53	at Wake Forest (Oct 31, 2009)
Pass completions	35	at Wake Forest (Oct 31, 2009)
Yards Passing	408	at Wake Forest (Oct 31, 2009)
Yards Per Pass	10.9	at Virginia Tech (Sep 26, 2009)
TD Passes	3	vs Clemson (Oct 24, 2009)
Total Plays	86	at Wake Forest (Oct 31, 2009)
Total Offense	555	at Wake Forest (Oct 31, 2009)
Yards Per Play	6.5	at Wake Forest (Oct 31, 2009)
Points	40	vs Clemson (Oct 24, 2009)
Sacks By	6	at UCF (Oct 17, 2009)
First Downs	33	at Wake Forest (Oct 31, 2009)
Penalties	8	vs Georgia Tech (Sep 17, 2009)
		at Wake Forest (Oct 31, 2009)
Penalty Yards	79	vs Oklahoma (Oct 03, 2009)
Turnovers	4	at Wake Forest (Oct 31, 2009)
Interceptions By	4	at North Carolina (Nov 14, 2009)


MIAMI HURRICANES
38

GAME 1


FLORIDA STATE SEMINOLES
34

MONDAY, SEPT. 7, 2009 - DOAK CAMPBELL STADIUM

Tallahassee, Fla. (AP) - Sophomore quarterback Jacory Harris threw for 386 yards - including a 40-yard pass over double coverage to Travis Benjamin, setting up Graig Cooper's 3-yard touchdown run with 1:53 left - and led the Hurricanes past No. 18 Florida State 38-34 in a wild, back-and-forth game on Labor Day night.

Florida State got to the Miami 2 with 14 seconds left. But Christian Ponder threw three straight incompletions, the last coming on a ball that Jamron Fortson nearly caught in the end zone on the game's final play, and Miami escaped.

Harris completed 21 of 34 passes for two touchdowns and two interceptions. He got hurt on the second of those turnovers; Harris was drilled by blitzing cornerback Greg Reid and his throw on that play resulted in nothing more than a pop fly that Markus White ran back 31 yards for a 31-24 Florida State lead with 11:45 remaining.

Harris connected with Cooper for a 24-yard score to tie the game at 31, and after Florida State took the lead again on Dustin Hopkins' 45-yard field goal with 4:11 left, the 'Canes went back to work. They went 59 yards in six plays, Harris' perfect lob to Benjamin accounting for most of them, and Cooper plowed in for the go-ahead score.

Score by Quarters	1	2	3	4	Score
Miami (Fla.)	7	7	3	21	38
Florida State	7	3	13	11	34

SCORING SUMMARY:

Qtr	Time	Team	Scoring play	Conversion	Plays-Yds	TOP	UM	FSU
1st	12:02	UM	Travis Benjamin 39 yd pass from Jacory Harris (Matt Bosher kick)		6-66	2:58	7	0
	04:55	FS	Piurowski, C 10 yd pass from Ponder, C (Hopkins, D kick)		13-67	7:03	7	7
2nd	02:50	FS	Hopkins, D 52 yd field goal		9-64	4:28	7	10
	00:42	UM	Javaris James 6 yd run (Matt Bosher kick)		7-75	2:00	14	10
3rd	12:01	FS	Ponder, C 9 yd run (Hopkins, D kick failed)		6-46	2:51	14	16
	04:57	FS	Easterling, T 21 yd pass from Ponder, C (Hopkins, D kick)		7-82	3:05	14	23
	03:12	UM	Matt Bosher 18 yd field goal		5-28	1:34	17	23
4th	13:43	UM	Jacory Harris 1 yd run (Matt Bosher kick)		5-61	2:45	24	23
	11:45	FS	White, M 31 yd interception return (Goodman, R pass from Ponder, C)				24	31
	07:14	UM	Graig Cooper 24 yd pass from Jacory Harris (Matt Bosher kick)		10-73	4:19	31	31
	04:11	FS	Hopkins, D 45 yd field goal		7-43	3:00	31	34
	01:53	UM	Graig Cooper 3 yd run (Matt Bosher kick)		6-59	2:12	38	34

Attendance: 81077

TEAM STATISTICS


	UM	FSU
FIRST DOWNS	22	21
RUSHES-YARDS (NET)	30-90	30-110
PASSING YDS (NET)	386	294
Passes Att-Comp-Int	34-21-2	41-24-1
TOTAL OFFENSE PLAYS-YARDS	64-476	71-404
Fumble Returns-Yards	0-0	0-0
Punt Returns-Yards	3-7	0-0
Kickoff Returns-Yards	6-181	7-129
Interception Returns-Yards	1-0	2-31
Punts (Number-Avg)	4-41.2	4-39.5
Fumbles-Lost	0-0	1-1
Penalties-Yards	9-74	5-35
Possession Time	28:35	31:25
Third-Down Conversions	5 of 13	6 of 15
Fourth-Down Conversions	1 of 1	1 of 1
Red-Zone Scores-Chances	4-4	2-3
Sacks By: Number-Yards	2-17	1-8

INDIVIDUAL STATISTICS


RUSHING: Miami (Fla.)-Javaris James 11-36; Graig Cooper 7-31; Thearon, Collier 2-13; Lee Chambers 5-10; Travis Benjamin 1-5; TEAM 1-minus 2; Jacory Harris 3-minus 3. Florida State Jones, T 14-59; Ponder, C 8-28; Givens, L 1-13; Thomas, J 7-10.

PASSING: Miami (Fla.)-Jacory Harris 21-34-2-386. Florida State-Ponder, C 24-41-1-294.

RECEIVING: Miami (Fla.)-Travis Benjamin 4-128; Leonard Hankerson 4-72; Aldarius Johnson 3-48; Javaris James 3-35; Dedrick Epps 2-46; Thearon, Collier 2-28; Graig Cooper 2-24; Mike James 1-5. Florida State-Goodman, R 5-82; Reed, B 5-63; Fortson, J 3-53; Piurowski, C 3-33; Owens, R 3-31; Easterling, T 2-21; Thomas, J 2-7; Reliford, B 1-4.


MIAMI HURRICANES
33

GAME 2


GEORGIA TECH YELLOW JACKETS
17

THURSDAY, SEPT. 17, 2009 - LAND SHARK STADIUM

Miami Gardens, Fla. (AP) - Miami quarterback Jacory Harris raised some eyebrows this week when he suggested the Hurricanes' offense couldn't be stopped. Georgia Tech did nothing to disprove that theory. Cool and in control throughout, Harris completed 20 of 25 passes for 270 yards and three touchdowns, and the 20th-ranked Hurricanes put an emphatic end to a four-game losing streak against No. 14 Georgia Tech with a 33-17 victory Thursday night.

Miami (2-0, 2-0 Atlantic Coast Conference) matched its best league start since 2004, outgained Georgia Tech 453-228 and set up a Coastal Division showdown at Virginia Tech on Sept. 26. Graig Cooper ran for 93 yards, Javaris James rushed for 72 more and a touchdown, and LaRon Byrd caught five passes for 83 yards and another score. Georgia Tech (2-1, 1-1) blew Miami out a year ago, dooming the Hurricanes' conference title hopes by rushing for 472 yards. This time, Miami handled the triple option with relative ease, holding the Yellow Jackets to 95 yards rushing -- nearly half of those on the game's first drive.

Harris led Miami to scores on its first three possessions, the Hurricanes led 24-3 early in the third quarter after James scored from 3 yards out to cap a 60-yard, six-play drive, and the Hurricanes sauntered off celebrating their most significant win in years.

The Yellow Jackets ran for 45 yards on that drive--and managed only 42 more the rest of the half. Meanwhile, Harris was the picture of cool, setting the tone for the Miami sideline.

He used seven receivers in the first half alone, the Hurricanes scored on their first three possessions and the big-play capability that Miami flashed against Florida State continued, with nine gains of at least 10 yards in the opening two quarters. A 35-yard pass to Leonard Hankerson was immediately followed by a 40-yard toss to Byrd for Miami's first touchdown. Dedrick Epps caught a 13-yarder for a 14-3 lead early in the second quarter, and Matt Bosher connected on a 34-yard field goal with 5:45 left in the half.

Score by Quarters	1	2	3	4	Score
Georgia Tech	3	0	7	7	17
Miami (Fla.)	7	10	16	0	33

SCORING SUMMARY:

Qtr	Time	Team	Scoring play	Conversion	Plays-Yds	TOP	GT	UM
1st	08:09	GT	Blair.S. 32 yd field goal		13-45	6:51	3	0
	06:30	UM	LaRon Byrd 40 yd pass from Jacory Harris (Matt Bosher kick)		4-75	1:39	3	7
2nd	13:33	UM	Dedrick Epps 13 yd pass from Jacory Harris (Matt Bosher kick)		13-71	5:54	3	14
	05:45	UM	Matt Bosher 34 yd field goal		8-61	3:29	3	17
3rd	11:50	UM	Javaris James 3 yd run (Matt Bosher kick)		6-60	3:10	3	24
	08:07	GT	Allen.A. 3 yd run (Blair.S. kick)		7-60	3:43	10	24
	03:08	UM	Jimmy Graham 14 yd pass from Jacory Harris (Matt Bosher kick)		9-52	4:59	10	31
4th	00:32	UM	TEAM safety				10	33
	08:37	GT	Thomas.D. 56 yd pass from Nesbitt.J. (Blair.S. kick)		4-80	2:17	17	33

Attendance: 45329

TEAM STATISTICS

	GT	UM
FIRST DOWNS	12	21
RUSHES-YARDS (NET)	39-95	39-184
PASSING YDS (NET)	133	270
Passes Att-Comp-Int	15-6-0	25-20-0
TOTAL OFFENSE PLAYS-YARDS	54-228	64-454
Fumble Returns-Yards	0-0	0-0
Punt Returns-Yards	0-0	1-14
Kickoff Returns-Yards	4-111	4-119
Interception Returns-Yards	0-0	0-0
Punts (Number-Avg)	3-45.7	1-41.0
Fumbles-Lost	3-0	0-0
Penalties-Yards	8-44	9-74
Possession Time	26:25	33:35
Third-Down Conversions	6 of 14	8 of 13
Fourth-Down Conversions	0 of 2	0 of 0
Red-Zone Scores-Chances	2-3	4-6
Sacks By: Number-Yards	0-0	2-8




INDIVIDUAL STATISTICS

RUSHING: Georgia Tech-Allen.A. 6-42; Nesbitt.J. 14-29; Jones.R. 6-18; Wright, M. 3-7; Dwyer, J. 5-7; Cox, L. 2-6; Lyons, P. 1-6; Peeples, E. 1-3; Team 1-minus 23.

Miami (Fla.)-Graig Cooper 17-93; Javaris James 14-72; Travis Benjamin 1-13; Lee Chambers 2-12; Jacory Harris 1-0; TEAM 4-minus 6.

PASSING: Georgia Tech-Nesbitt, J. 6-15-0-133. Miami (Fla.)-Jacory Harris 20-25-0-270.

RECEIVING: Georgia Tech-Thomas, D. 6-133. Miami (Fla.)-LaRon Byrd 5-83; Dedrick Epps 3-37; Graig Cooper 3-32; Travis Benjamin 3-29; Javaris James 2-12; Leonard Hankerson 1-35; Jimmy Graham 1-14; Tervaris Johnson 1-14; Patrick Hill 1-14.

MIAMI HURRICANES
7

VIRGINIA TECH HOKIES
31

SATURDAY, SEPT. 26, 2009 - LANE STADIUM

Blacksburg, Va. (AP) - No. 11 Virginia Tech harassed Hurricane quarterback Jacory Harris en route to a 31-7 defeat of No. 9 Miami in a downpour. Miami, ranked in the top 10 for the first since 2005, had a chance to take a commanding lead in the ACC's Coastal Division. Instead, Virginia Tech (3-1, 1-0 Atlantic Coast Conference), Miami's third consecutive ranked opponent, cooled off the Hurricanes. Ryan Williams' 2-yard run 5:14 into the game capped an 11-yard drive for Virginia Tech. Harris finished 9-for-25 for 150 yards and was sacked three times.

Virginia Tech also took the wraps off Tyrod Taylor, and he combined with Williams for most of the Hokies 272 rushing yards on the rain-soaked turf at sold-out Lane Stadium. Williams ran for 150 yards, and Taylor finished with 75. From the start, it looked like the Hokies' day as a steady and chilling rain fell. Helped by a blocked punt that was returned for a touchdown, several fortunate bounces and one big defensive stop, the Hokies led 21-0 by halftime and Miami never threatened.

The Hokies muffed one punt early in the first quarter and had another glance off a player's leg deep in their own territory, but recovered both. They also botched a snap on a punt of their own, giving Miami possession at the Tech 23, but a false start penalty, a rush for a loss of 2 and a sack for minus-9 forced the Hurricanes to punt it away.

Harris and the Hurricanes did drive 46 yards in five plays for a touchdown just 1:43 into the third quarter, pulling them within 21-7. After Miami forced the Hokies to punt, they drove to the Virginia Tech 30 with a chance to make the quieting crowd really nervous.

Instead, with the help of two drops by Jimmy Graham, Miami faced a fourth-and-13 from the 33, went for it and Harris' 9-yard completion to Dedrick Epps came up four yards short. The Hokies then drove for Matt Waldron's 22-yard field goal and it was 24-7.

Score by Quarters	1	2	3	4	Score
Miami (Fla.)	0	0	7	0	7
Virginia Tech	14	7	3	7	31

SCORING SUMMARY:

Qtr	Time	Team	Scoring play	Conversion	Plays-Yds	TOP	UM	VT
1st	09:46	VT	Williams, R 2 yd run	(Waldron, M kick)	3-11	1:11	0	7
	04:46	VT	Boykin, J 48 yd pass from Taylor, T	(Waldron, M kick)	7-89	3:30	0	14
2nd	04:39	VT	Reidy, M 1 yd blocked punt return	(Waldron, M kick)				0 21
3rd	13:17	UM	Javarris James 1 yd run	(Matt Bosher kick)	5-46	1:43	7	21
	03:49	VT	Waldron, M 22 yd field goal		10-70	4:47	7	24
4th	12:16	VT	Williams, R 1 yd run	(Waldron, M kick)	5-25	2:21	7	31

Attendance: 66233




TEAM STATISTICS	UM	VT
FIRST DOWNS	12	17
RUSHES-YARDS (NET)	34-59	55-272
PASSING YDS (NET)	150	98
Passes Att-Comp-Int	25-9-1	9-4-0
TOTAL OFFENSE PLAYS-YARDS	59-209	64-370
Fumble Returns-Yards	0-0	1-4
Punt Returns-Yards	2-9	3-18
Kickoff Returns-Yards	5-99	2-28
Interception Returns-Yards	0-0	1-28
Punts (Number-Avg)	7-35.6	5-40.2
Fumbles-Lost	3-1	2-1
Penalties-Yards	5-45	6-49
Possession Time	26:40	33:20
Third-Down Conversions	1 of 11	5 of 14
Fourth-Down Conversions	1 of 3	0 of 2
Red-Zone Scores-Chances	1-2	3-4
Sacks By: Number-Yards	0-0	3-28

INDIVIDUAL STATISTICS

RUSHING: Miami (Fla.)- Graig Cooper 11-55; Javarris James 14-35; Mike James 4-3; Thearon, Collier 1-minus 6; Jacory Harris 4-minus 28. **Virginia Tech** -Williams, R 34-150; Taylor, T 10-75; Oglesby, J 4-48; Roberts, D 2-12; Wilson, D 4-9; Team 1-minus 22.

PASSING: Miami (Fla.)-Jacory Harris 9-25-1-150. **Virginia Tech** -Taylor, T 4-9-0-98.

RECEIVING: Miami (Fla.)-LaRon Byrd 4-58; Leonard Hankerson 3-79; Dedrick Epps 2-13. **Virginia Tech** -Williams, R 2-40; Boykin, J 1-48; Boone, G 1-10.

MIAMI HURRICANES
21

OKLAHOMA SOONERS
20

SATURDAY, OCT. 3, 2009 - LAND SHARK STADIUM

Miami Gardens, Fla. (AP) - Once Jacory Harris settled down and Miami's defense got rolling, the Hurricanes found the right combination for their biggest win in years.

And for Sam Bradford-less Oklahoma, it was just another frustrating trip to South Florida. Harris survived a shaky start to throw three touchdown passes, Javarris James ran for a career-high 150 yards against the nation's top rush defense, and No. 17 Miami knocked off No. 8 Oklahoma 21-20 - in what will join some games from the 1980s as another Hurricanes-Sooners classic. With Oklahoma's reigning Heisman Trophy-winning quarterback watching from the sideline, still out with a right shoulder injury, Miami (3-1) scored 21 straight points to take control.

Oklahoma led 10-0 early, significant because for nearly seven years, that's been automatic doom for Sooners foes. Oklahoma had won 40 straight when scoring at least the game's first 10 points, dating to Nov. 9, 2002.

Not this time.

This one almost certainly ended any Sooners national title hopes, too. Landry Jones threw for 188 yards and DeMarco Murray and Chris Brown combined to rush for 151 more for Oklahoma (2-2).

Score by Quarters	1	2	3	4	Score
Oklahoma	7	3	7	3	20
Miami (Fla.)	0	7	14	0	21

SCORING SUMMARY:

Qtr	Time	Team	Scoring play	Conversion	Plays-Yds	TOP	OU	UM
1st	10:34	OU	Kennedy, Cameron 16 yd pass from Jones, Landry(Stevens, Jimmy kick)		8-84	2:27	7	0
	11:39	OU	Stevens, Jimmy 21 yd field goal		11-95	5:04	10	0
	08:20	UM	Jimmy Graham 18 yd pass from Jacory Harris (Matt Bosher kick)		6-91	3:19	10	7
3rd	14:21	UM	Dedrick Epps 11 yd pass from Jacory Harris (Matt Bosher kick)		1-11	0:05	10	14
	06:54	UM	Travis Benjamin 38 yd pass from Jacory Harris (Matt Bosher kick)		8-73	3:40	10	21
	03:43	OU	Murray, DeMarco 2 yd run (Stevens, Jimmy kick)		9-81	3:11	17	21
4th	04:18	OU	Stevens, Jimmy 39 yd field goal		8-26	3:43	20	21

Attendance: 66233


TEAM STATISTICS	OU	UM
FIRST DOWNS	21	21
RUSHES-YARDS (NET)	42-153	32-140
PASSING YDS (NET)	188	202
Passes Att-Comp-Int	30-18-0	28-19-2
TOTAL OFFENSE PLAYS-YARDS	72-341	60-342
Fumble Returns-Yards	0-0	0-0
Punt Returns-Yards	1-51	2-3
Kickoff Returns-Yards	4-69	5-114
Interception Returns-Yards	2-12	0-0
Punts (Number-Avg)	5-50.4	5-45.8
Fumbles-Lost	2-1	1-0
Penalties-Yards	7-79	12-115
Possession Time	29:17	30:43
Third-Down Conversions	5 of 15	8 of 13
Fourth-Down Conversions	1 of 2	0 of 0
Red-Zone Scores-Chances	3-3	2-3
Sacks By: Number-Yards	4-32	3-17

INDIVIDUAL STATISTICS

RUSHING: Oklahoma-Murray, DeMarco 23-80; Brown, Chris 11-71; Madu, Mossis 3-17;Whitson, Carter 1-2; Jones, Landry 4-minus 17. **Miami (Fla.)**-Javarris James 15-150; Graig Cooper 8-21; Mike James 1-3; Travis Benjamin 1-1; TEAM 3-minus 5; Jacory Harris 4-minus 30.

PASSING: Oklahoma-Jones, Landry 18-30-0-188. **Miami (Fla.)**-Jacory Harris 19-28-2-202.


RECEIVING: Oklahoma-Kennedy, Cameron 6-72; Caleb, Brandon 4-26; Murray, DeMarco 2-21; Madu, Mossis 2-10; Broyles, Ryan 1-37; Tennell, Adron 1-9; Eldridge, Brody 1-9; Hanna, James 1-4. **Miami (Fla.)**-Aldarius Johnson 4-45; Travis Benjamin 3-61; Dedrick Epps 3-38; LaRon Byrd 2-12; Jimmy Graham 1-18; Tervaris Johnson 1-10; Mike James 1-7; Javarris James 1-4; Thearon, Collier 1-3; Graig Cooper 1-3; Leonard Hankerson 1-1.



**MIAMI
HURRICANES**

48

**GAME
5**



**FLORIDA A&M
RATTLERS**

16

SATURDAY, OCT. 10, 2009 - LAND SHARK STADIUM

Miami Gardens, Fla. (AP) - Already trailing the Miami Hurricanes by three touchdowns, Florida A&M tried lining up on defense with 13 players.

That didn't work either. The referee threw a flag and sent two Rattlers to the sideline, and four plays later the Hurricanes scored another touchdown en route to a 48-16 victory. Jacory Harris led No. 11 Miami to 31 points playing only the first half, and the Hurricanes (4-1) made the most of the mismatch facing an unranked team for the first time this season. Florida A&M (4-1) lost to Miami for the seventh time in a row.

Fourth-string Hurricanes halfback Damien Berry, a former safety, carried for the first time in his career and gained 162 yards in 14 attempts, including a 35-yard touchdown. Two long kick returns helped Miami take a 17-3 lead after 14 minutes, and Thearon Collier scored on a 61-yard punt runback in the second half. Harris went 16 for 24 for 217 yards, including touchdown passes of 5 and 7 yards. In the first half the Hurricanes totaled 303 yards and built a 31-3 lead, moving the ball so effectively an official had to stop the clock when the sideline chains broke. Harris was intercepted twice, once in the end zone, but Miami didn't punt until he was replaced by A.J. Highsmith. The true freshman made his college debut to start the second half and went 3 for 3 for 38 yards while directing two scoring drives. Six Hurricanes scored a touchdown apiece, and 12 caught at least one pass. Florida A&M's Curtis Pulley threw for 144 yards, ran for 81 and scored on a 26-yard run. Pulley completed a 27-yard pass to Adrian Smith on the first play from scrimmage, and the Rattlers moved 59 yards before settling for a field goal.

Score by Quarters	1	2	3	4	Score
Florida A&M	3	0	10	3	16
Miami (Fla.)	17	14	10	7	48

SCORING SUMMARY:

Qtr	Time	Team	Scoring play	Conversion	Plays-Yds	TOP	FAMU	UM
1st	10:16	FAMU	SCOTT,Trevor 32 yd field goal		9-59	4:44	3	0
	08:13	UM	Hankerson 5 yd pass from Jacory Harris	(Matt Boshier kick)	6-55	2:03	3	7
	05:34	UM	Matt Boshier 20 yd field goal		5-23	1:31	3	10
	01:19	UM	Jimmy Graham 7 yd pass from Jacory Harris	(Matt Boshier kick)	4-37	1:14	3	17
2nd	11:56	UM	Mike James 5 yd run	(Matt Boshier kick)	6-75	1:44	3	24
	06:03	UM	Lee Chambers 2 yd run	(Matt Boshier kick)	9-78	4:39	3	31
3rd	09:58	FAMU	SCOTT,Trevor 34 yd field goal		7-47	2:55	6	31
	05:12	UM	Thearon Collier 61 yd punt return	(Matt Boshier kick)			6	38
	03:40	FAMU	PULLEY,Curtis 26 yd run	(SCOTT,Trevor kick)	4-55	1:32	13	38
	01:23	UM	Matt Boshier 33 yd field goal		5-39	2:17	13	41
4th	10:33	FAMU	SCOTT,Trevor 21 yd field goal		12-66	5:50	16	41
	09:20	UM	Damien Berry 35 yd run	(Matt Boshier kick)	2-89	1:13	16	48

Attendance: 47859

TEAM STATISTICS


	FAMU	UM
FIRST DOWNS	14	24
RUSHES-YARDS (NET)	35-118	38-215
PASSING YDS (NET)	144	255
Passes Att-Comp-Int	25-10-1	27-19-2
TOTAL OFFENSE PLAYS-YARDS	60-262	65-470
Fumble Returns-Yards	0-0	0-0
Punt Returns-Yards	-1-15	7-114
Kickoff Returns-Yards	9-191	4-115
Interception Returns-Yards	2-54	1-0
Punts (Number-Avg)	7-36.6	2-47.5
Fumbles-Lost	1-0	1-0
Penalties-Yards	7-68	5-26
Possession Time	30:55	29:05
Third-Down Conversions	4 of 14	5 of 13
Fourth-Down Conversions	0 of 0	1 of 2
Red-Zone Scores-Chances	3-3	6-8
Sacks By: Number-Yards	2-9	3-20

INDIVIDUAL STATISTICS

RUSHING: Florida A&M-PULLEY,Curtis 17-81; SYLVESTER,Phili 12-24; HENRY,Demitric 4-12; BENSON,Mykel 1-1; ROCKER,Eddie 1-0. **Miami (Fla.)**-Damien Berry 14-162; Lee Chambers 16-38; Mike James 4-14; John Calhoun 1-6; Javarris James 1-4; A.J. Highsmith 1-minus 2; Jacory Harris 1-minus 7.

PASSING: Florida A&M-PULLEY,Curtis 10-25-1-144. **Miami (Fla.)**-Jacory Harris 16-24-2-217; A.J. Highsmith 3-3-0-38.


RECEIVING: Florida A&M-ELLIOTT,Kevin 3-57; SMITH,Adrian 3-55; HENRY,Demitric 2-31; PURCELL,Max 1-6; SYLVESTER,Phili 1-minus 5. **Miami (Fla.)**-Tommy Streeter 3-55; Mike James 3-26; Leonard Hankerson 2-42; Aldarius Johnson 2-31; LaRon Byrd 2-20; Thearon Collier 1-28; Kendal Thompkins 1-18; Travis Benjamin 1-16; Jimmy Graham 1-7; Damien Berry 1-5; John Calhoun 1-4; Javarris James 1-3.



**MIAMI
HURRICANES**

27

**GAME
6**



**UCF
KNIGHTS**

7

SATURDAY, OCT. 17, 2009 - BRIGHT HOUSE NETWORKS STADIUM

Orlando, Fla. (AP) - By the end, about 5,000 fans were all that remained from the biggest crowd ever to see a game in Central Florida's stadium. Seemed like all of them were from Miami. Jacory Harris survived six sacks to complete 20 of 26 passes for 293 yards and a touchdown, Javarris James rushed for another score on the way to topping the 2,000-yard mark for his career, and No. 9 Miami methodically pulled away to beat Central Florida 27-7 on Saturday night. Damien Berry added a fourth-quarter touchdown run for the Hurricanes (5-1), who matched their best start since 2005. Brett Hodges threw for 163 yards for UCF (3-3), but the team's top rusher - Brynn Harvey, who was coming off a 219-yard effort against Memphis - was held to 25 yards on 12 carries.

UCF had chances, none better than getting the ball at the Miami 2 midway through the third quarter after a snap sailed over Miami punter Matt Boshier's head. Boshier retreated and kicked the ball soccer-style out of the end zone, which turned out to be brilliant. On third-and-goal from the 6, Jared Campbell got to Hodges just as his arm was going forward, the easy pop fly was intercepted by Miami linebacker Colin McCarthy, and the Hurricanes knew they just dodged a bullet.

Boshier kicked a 46-yard field goal on the ensuing drive, putting Miami up 20-7.

James finished with 65 yards on 17 carries, giving him 2,032 for his career. He's seventh all-time at Miami but still No. 2 in the family; cousin Edgerrin James rushed for 2,960, topped only by Otis Anderson's 3,331.

Score by Quarters	1	2	3	4	Score
Miami (Fla.)	7	3	10	7	27
UCF	0	0	7	0	7

SCORING SUMMARY:

Qtr	Time	Team	Scoring play	Conversion	Plays-Yds	TOP	UM	UCF
1st	01:46	UM	Leonard Hankerson 23 yd pass from J. Harris	(Matt Boshier kick)	8-80	3:44	7	0
2nd	09:47	UM	Matt Boshier 31 yd field goal		9-35	3:55	10	0
3rd	13:18	UM	Javarris James 5 yd run	(Matt Boshier kick)	3-51	0:43	17	0
	09:15	UCF	ROSS, Rocky 8 yd pass from HODGES, Brett	(CATTOL, Nick kick)	9-80	3:59	17	7
	01:56	UM	Matt Boshier 46 yd field goal		8-52	4:15	20	7
4th	10:46	UM	Damien Berry 3 yd run	(Matt Boshier kick)	9-61	4:40	27	7

Attendance: 48453

TEAM STATISTICS

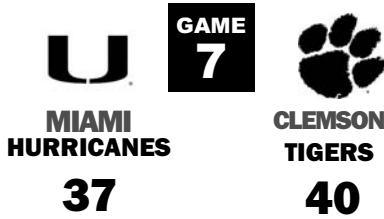
	UM	UCF
FIRST DOWNS	26	11
RUSHES-YARDS (NET)	46-70	24-53
PASSING YDS (NET)	293	176
Passes Att-Comp-Int	27-20-0	31-13-1
TOTAL OFFENSE PLAYS-YARDS	73-363	55-229
Fumble Returns-Yards	0-0	0-0
Punt Returns-Yards	2-19	1-2
Kickoff Returns-Yards	2-26	6-126
Interception Returns-Yards	1-9	0-0
Punts (Number-Avg)	4-33.2	7-35.4
Fumbles-Lost	1-0	1-0
Penalties-Yards	6-32	3-30
Possession Time	37:13	22:47
Third-Down Conversions	6 of 13	6 of 15
Fourth-Down Conversions	0 of 1	0 of 0
Red-Zone Scores-Chances	3-3	1-3
Sacks By: Number-Yards	2-20	6-41

INDIVIDUAL STATISTICS

RUSHING: Miami (Fla.) -Javarris James 17-65; Damien Berry 14-60; Lee Chambers 3-15; Mike James 1-1; Travis Benjamin 2-minus 2; Jacory Harris 7-minus 34; TEAM 2-minus 35. **UCF** -HARVEY, Brynn 12-25; MCDUFFIE, Q. 3-21; GUYTON, A.J. 1-14; NEWSOME, Jamar 2-5; WEAVER, Ronnie 2-5; CALABRESE, Rob 1-1; HODGES, Brett 3-minus 18.

PASSING: Miami (Fla.) -Jacory Harris 20-26-0-293; Graig Cooper 0-1-0-0. **UCF** -HODGES, Brett 12-27-1-163; CALABRESE, Rob 1-4-0-13.

RECEIVING: Miami (Fla.) -LaRon Byrd 5-85; Leonard Hankerson 4-64; Travis Benjamin 4-46; Jimmy Graham 2-42; Thearon Collier 1-28; Tommy Streeter 1-12; Mike James 1-9; Dedrick Epps 1-5; Damien Berry 1-2. **UCF**-NEWSOME, Jamar 3-56; KAY, Ricky 2-28; GIOVANETTI, B. 2-23; ROSS, Rocky 2-12; AIKEN, Kamar 1-35; KELLY, Brendan 1-13; WATTERS, Brian 1-11; HARVEY, Brynn 1-minus 2.



SATURDAY, OCT. 24, 2009 - LAND SHARK STADIUM

Miami Gardens, Fla. (AP) - Kyle Parker threw a 26-yard touchdown pass to Jacoby Ford in overtime, giving Clemson a 40-37 win over No. 8 Miami on Saturday night.

Matt Boshier kicked a 22-yard field goal on Miami's overtime possession, but on third-and-11, Parker's third TD pass of the night gave the Tigers (4-3, 3-2 Atlantic Coast Conference) their first win over a ranked opponent in nine games -- and dealt Miami's ACC hopes a serious blow. C.J. Spiller had a 90-yard kickoff return and a school-record 310 all-purpose yards for Clemson.

Jacory Harris threw for two touchdowns for Miami (5-2, 2-2), but also threw three interceptions.

Since the start of the 1985 season, Miami is 136-2 when scoring 34 or more points.

The Hurricanes could have had fourth-and-goal from inside the Clemson 1 in OT after the Tigers were offside on Boshier's third field goal of the game. But they kept the points on the board, turning it over to the defense.

And Parker--who picked apart the middle of the field all day--found Ford, a South Florida native, for the winning score. Parker finished 25 of 37 for 326 yards.

It was the third meeting of these teams since Miami joined the ACC; all three went to overtime, and all three have been won by the road team.

Score by Quarters	1	2	3	4	OT	Score
Clemson	0	14	10	10	6	40
Miami (Fla.)	0	10	14	10	3	37

SCORING SUMMARY:

Qtr	Time	Team	Scoring play	Conversion	Plays-Yds	TOP	CU	UM
2nd	13:54	UM	Matt Boshier 49 yd field goal		8-33	4:21	0	3
	05:21	CU	Palmer, M 15 yd pass from Parker, K	(Jackson, R kick)	11-72	4:12	7	3
	00:57	UM	Damien Berry 23 yd ru/n	(Matt Boshier kick)	10-80	4:24	7	10
	00:46	CU	Spiller, C 90 yd kickoff return	(Jackson, R kick)			14	10
3rd	10:52	UM	Leonard Hankerson 5 yd pass from J. Harris	(Matt Boshier kick)	9-80	4:08	14	17
	05:49	CU	Spiller, C 56 yd pass from Parker, K	(Jackson, R kick)	3-73	1:21	21	17
	04:43	UM	Marcus Robinson 53 yd fumble recovery	(Matt Boshier kick)			21	24
	00:44	CU	Jackson, R 43 yd field goal		10-48	3:59	24	24
4th	11:42	UM	Matt Boshier 51 yd field goal		8-46	4:02	24	27
	09:40	CU	McDaniel, D 23 yd interception return	(Jackson, R kick)			31	27
	09:20	UM	Travis Benjamin 69 yd pass from Jacory Harris	(Matt Boshier kick)	1-69	0:20	31	34
	00:05	CU	Jackson, R 30 yd field goal		10-47	3:18	34	34
OT	15:00	UM	Matt Boshier 22 yd field goal		8-0	0:00	34	37
	15:00	CU	Ford, J 26 yd pass from Parker, K		8-0	0:00	40	37

Attendance: 48453

TEAM STATISTICS

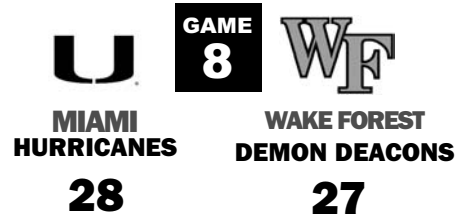
	CU	UM
FIRST DOWNS	22	18
RUSHES-YARDS (NET)	34-84	35-177
PASSING YDS (NET)	326	256
Passes Att-Comp-Int	37-25-1	27-17-3
TOTAL OFFENSE PLAYS-YARDS	71-410	62-433
Fumble Returns-Yards	0-0	1-53
Punt Returns-Yards	0-0	1-3
Kickoff Returns-Yards	7-173	3-59
Interception Returns-Yards	3-50	1-0
Punts (Number-Avg)	3-45.3	3-46.3
Fumbles-Lost	3-2	2-1
Penalties-Yards	4-39	11-79
Possession Time	31:44	28:16
Third-Down Conversions	7 of 14	8 of 14
Fourth-Down Conversions	1 of 1	0 of 0
Red-Zone Scores-Chances	3-4	1-1
Sacks By: Number-Yards	3-19	2-38

INDIVIDUAL STATISTICS

RUSHING: Clemson-Spiller, C 14-81; Harper, J 6-19; Ford, J 2-16; Ellington, A 6-12; TEAM 1-minus 2; Parker, K 5-minus 42. **Miami (Fla.)**-Graig Cooper 17-99; Javarris James 6-56; Damien Berry 8-55; Travis Benjamin 1-minus 14; Jacory Harris 3-minus 19.

PASSING: Clemson-Parker, K 25-37-1-326. **Miami (Fla.)**-Jacory Harris 17-27-3-256.

RECEIVING: Clemson-Spiller, C 6-104; Palmer, M 5-74; Allen, D 4-36; Ellington, A 3-25; Ford, J 2-37; Ashe, T 2-26; Harper, J 2-9; Dye, X 1-15. **Miami (Fla.)**-Leonard Hankerson 5-87; Travis Benjamin 3-82; Thearon Collier 3-36; Dedrick Epps 2-27; LaRon Byrd 1-15; Jimmy Graham 1-8; Graig Cooper 1-4; Mike James 1-minus 3.



SATURDAY, OCT. 31, 2009 - BB&T FIELD

Winston-Salem, N.C. (AP) - Jacory Harris threw a 13-yard touchdown pass to Travis Benjamin with 1:08 left, and No. 18 Miami rallied to beat Wake Forest 28-27 on Saturday.

Harris threw for 330 yards and three touchdowns for the Hurricanes (6-2, 3-2 ACC), who trailed 27-14 going into the fourth quarter. Miami took advantage of a muffed punt to score a touchdown, then took its first lead when Harris directed an 82-yard scoring drive in the final minutes that ended with Benjamin's diving catch near the left pylon.

Riley Skinner threw for 349 yards and two touchdowns for the Demon Deacons (4-5, 2-3), but may have sustained a concussion when he took a hard hit on a keeper that ripped off his helmet with about 6 1/2 minutes left. The four-year starter sat out the rest of the game, watching backup Ryan McManus direct Wake Forest's desperate final drive.

Score by Quarters	1	2	3	4	Score
Miami (Fla.)	0	14	0	14	28
Wake Forest	10	10	7	0	27

SCORING SUMMARY:

Qtr	Time	Team	Scoring play	Conversion	Plays-Yds	TOP	UM	WF
1st	09:16	WF	Newman, J 23 yd field goal		9-78	4:10	0	3
	02:23	WF	Bohanon, T 3 yd pass from Skinner, R	(Newman, J kick)	8-75	4:02	0	10
2nd	10:36	WF	Skinner, R 7 yd run	(Newman, J kick)	10-80	4:55	0	17
	09:08	UM	Aldarius Johnson 35 yd pass from Jacory Harris	(Matt Boshier kick)	5-67	1:28	7	17
	00:42	WF	Newman, J 42 yd field goal		8-49	2:30	7	20
	00:03	UM	Damien Berry 3 yd run	(Matt Boshier kick)	5-64	0:39	14	20
3rd	05:38	WF	Givens, C 44 yd pass from Skinner, R	(Newman, J kick)	9-77	2:29	14	27
4th	11:47	UM	Tervaris Johnson 2 yd pass from Jacory Harris	(Matt Boshier kick)	1-2	0:06	21	27
	01:08	UM	Travis Benjamin 13 yd pass from Jacory Harris	(Matt Boshier kick)	9-82	1:32	28	27

Attendance: 30011

TEAM STATISTICS


	UM	WF
FIRST DOWNS	19	33
RUSHES-YARDS (NET)	21-26	33-147
PASSING YDS (NET)	330	408
Passes Att-Comp-Int	43-22-1	53-35-1
TOTAL OFFENSE PLAYS-YARDS	64-356	86-555
Fumble Returns-Yards	0-0	0-0
Punt Returns-Yards	0-0	1-12
Kickoff Returns-Yards	4-82	4-84
Interception Returns-Yards	1-5	1-0
Punts (Number-Avg)	9-43.0	4-41.2
Fumbles-Lost	1-0	3-3
Penalties-Yards	7-57	8-60
Possession Time	21:08	38:52
Third-Down Conversions	4 of 14	7 of 16
Fourth-Down Conversions	1 of 1	1 of 1
Red-Zone Scores-Chances	3-3	3-3
Sacks By: Number-Yards	2-9	5-49

INDIVIDUAL STATISTICS

RUSHING: Miami (Fla.) -Graig Cooper 6-27; Damien Berry 7-26; Travis Benjamin 1-10; Mike James 1-7; Jacory Harris 6-minus 44. **Wake Forest**-Adams, J 9-48; Skinner, R 7-43; Pendergrass, B 10-25; McManus, R 3-17; Williams, Marsh 1-7; Bohanon, T 2-4; Brown, D 1-3.

PASSING: Miami (Fla.) -Jacory Harris 22-43-1-330. **Wake Forest** -Skinner, R 29-43-1-349; McManus, R 5-9-0-42; Williams, Marsh 1-1-0-17.


RECEIVING: Miami (Fla.) -Leonard Hankerson 5-97; Thearon Collier 4-78; Travis Benjamin 4-50; Aldarius Johnson 3-74; LaRon Byrd 2-13; Mike James 1-12; Tervaris Johnson 1-2; Graig Cooper 1-2; Jimmy Graham 1-2. **Wake Forest**-Brown, D 12-101; Williams, Marsh 5-81; Adams, J 5-71; Rinfrette, M 4-44; Givens, C 3-60; Ford, C 3-18; Skinner, R 1-17; Pendergrass, B 1-13; Bohanon, T 1-3.



MIAMI HURRICANES

52

GAME 9



VIRGINIA CAVALIERS

17

SATURDAY, NOV. 7, 2009 - LAND SHARK STADIUM

MIAMI GARDENS, Fla. (AP) - A defense that couldn't stop anything a week ago was suddenly airtight. An oft-injured running back had the best game of his career. And a punt returner somehow evaded seven would-be tacklers on his way to a touchdown.

For No. 16 Miami, everything worked.

Graig Cooper rushed for a career-best 152 yards and a touchdown, Thearon Collier cut across the field for a remarkable 60-yard punt return touchdown and Miami eased past struggling Virginia 52-17 Saturday--finally averting a loss that hovered over the Hurricanes for two years.

Jacory Harris finished 18 of 31 for 232 yards with two TDs for the Hurricanes (7-2, 4-2). The 35-point margin of victory was Miami's biggest in an ACC game since beating Duke 52-7 in 2005.

Rashawn Jackson had a 34-yard rushing touchdown for Virginia (3-6, 2-3), which has lost 10 of 13 starting with an overtime defeat to Miami last season, a slide that's placed coach Al Groh's future at his alma mater in doubt.

The Cavaliers were outgained 515-149 and played without starting quarterback Jameel Sewell, who warmed up but was eventually ruled out with a shoulder injury.

Score by Quarters	1	2	3	4	Score
Virginia.....	10	7	0	0	17
Miami (Fla.).....	17	7	14	14	52

SCORING SUMMARY:

Qtr	Time	Team	Scoring play	Conversion	Plays-Yds	TOP	UM	WF
1st	09:08	UM	Matt Boshier 42 yd field goal		9-27	4:17	0	3
	05:26	VA	Robert Randolph 34 yd field goal		4-2	1:12	3	3
	02:54	VA	Rashawn Jackson 34 yd run (Drew Jarrett kick)		3-45	1:05	10	3
	02:29	UM	Leonard Hankerson 35 yd pass from J.Harris (Matt Boshier kick)		2-51	0:25	10	10
	01:17	UM	Thearon Collier 60 yd punt return (Matt Boshier kick)				10	17
2nd	13:10	UM	Jimmy Graham 5 yd pass from Jacory Harris (Matt Boshier kick)		5-25	1:50	10	24
	02:28	VA	Bill Schautz 20 yd blocked punt return (Drew Jarrett kick)				17	24
3rd	10:14	UM	Damien Berry 2 yd run (Matt Boshier kick)		10-79	4:46	17	31
	00:27	UM	Damien Berry 1 yd run (Matt Boshier kick)		15-80	6:15	17	38
4th	11:33	UM	Graig Cooper 3 yd run (Matt Boshier kick)		5-90	2:28	17	45
	03:34	UM	Kendal Thompkins 15 yd pass from A.J. Highsmith (Matt Boshier kick)		4-20	1:28	17	52

Attendance: 48350


TEAM STATISTICS	UVA	UM
FIRST DOWNS.....	10	27
RUSHES-YARDS (NET).....	24-74	49-268
PASSING YDS (NET).....	75	247
Passes Att-Comp-Int.....	29-11-1	34-19-1
TOTAL OFFENSE PLAYS-YARDS.....	53-149	83-515
Fumble Returns-Yards.....	0-0	0-0
Punt Returns-Yards.....	1-35	2-57
Kickoff Returns-Yards.....	6-107	4-57
Interception Returns-Yards.....	1-49	1-2
Punts (Number-Avg).....	9-35.1	2-6.0
Fumbles-Lost.....	0-0	0-0
Penalties-Yards.....	4-48	8-50
Possession Time.....	24:00	36:00
Third-Down Conversions.....	2 of 12	8 of 14
Fourth-Down Conversions.....	0 of 0	1 of 3
Red-Zone Scores-Chances.....	1-1	6-6
Sacks By: Number-Yards.....	2-25	2-27

INDIVIDUAL STATISTICS

RUSHING: Virginia-Rashawn Jackson 8-77; Mikell Simpson 7-14; Torrey Mack 4-12; Marc Verica 5-minus 29. **Miami (Fla.)**-Graig Cooper 18-152; Lee Chambers 10-67; Damien Berry 12-53; Mike James 4-18; Javarris James 1-3; Jacory Harris 4-minus 25.

PASSING: Virginia - Marc Verica 11-29-1-75. **Miami (Fla.)**-Jacory Harris 18-31-1-232; A.J. Highsmith 1-3-0-15.

RECEIVING: Virginia-Rashawn Jackson 3-3; Tim Smith 2-12; Mikell Simpson 2-6; Torrey Mack 1-16; Jared Green 1-15; Dontrelle Inman 1-13; Colter Phillips 1-10. **Miami (Fla.)**-LaRon Byrd 3-56; Leonard Hankerson 2-40; Tervaris Johnson 2-26; Dedrick Epps 2-24; Mike James 2-16; Travis Benjamin 1-16; Aldarius Johnson 1-16; Kendal Thompkins 1-15; Damien Berry 1-11; Javarris James 1-8; Lee Chambers 1-8; Graig Cooper 1-6; Jimmy Graham 1-5.



MIA MI

24

GAME 10



NORTH CAROLINA TAR HEELS

33

SATURDAY, NOV. 14, 2009 - KENAN STADIUM

CHAPEL HILL, N.C. (AP) - Kendric Burney returned one of his three interceptions for a 77-yard touchdown and his third pick resulted in a bizarre fourth-quarter score that helped North Carolina beat No. 12 Miami 33-24 on Saturday.

Burney fumbled his third interception on what looked to be a forward lateral, but Melvin Williams picked up the loose ball and ran the last 44 yards for a score. The touchdown held up on review after replays showed the ball slipping from Burney's hand, confirming a play that gave the Tar Heels (7-3, 3-3 Atlantic Coast Conference) a 30-17 lead with about 9 1/2 minutes left.

Casey Barth kicked four field goals, including the clincher with 1:57 left, to help North Carolina become bowl-eligible for the second straight year and give Butch Davis yet another win against his former program. It also was North Carolina's fifth consecutive win against ranked teams dating to last season.

It was quite a year for the Tar Heels to close their home schedule. Their defense, which came in ranked fifth in the nation, allowed 435 yards but harassed Jacory Harris into a career-high four interceptions - with three going to Burney to end drives deep in North Carolina territory.

Harris threw for 319 yards and a touchdown for the Hurricanes (7-3, 4-3), and Graig Cooper and Damien Berry each ran for scores. But they had to play catch-up almost the entire game, with North Carolina using Burney's long TD return to take a 20-7 halftime lead then getting a 32-yard field goal from Barth midway through the third.

Score by Quarters	1	2	3	4	Score
Miami (Fla.).....	0	7	10	7	24
North Carolina.....	0	20	3	10	33

SCORING SUMMARY:

Qtr	Time	Team	Scoring play	Conversion	Plays-Yds	TOP	UM	WF
2nd	14:12	NC	Little, G 29 yd pass from Yates, T (Barth, C kick)		7-80	3:50	0	7
	11:44	UM	Damien Berry 1 yd run (Matt Boshier kick)		5-72	2:23	7	7
	08:21	NC	Barth, C 22 yd field goal		9-54	3:16	7	10
	04:05	NC	Barth, C 42 yd field goal		7-20	2:40	7	13
	00:56	NC	Burney, K 77 yd interception return (Barth, C kick)				7	20
3rd	08:47	NC	Barth, C 32 yd field goal		13-71	5:11	7	23
	05:19	UM	Matt Boshier 39 yd field goal		9-58	3:20	10	23
	01:18	UM	Graig Cooper 3 yd run (Matt Boshier kick)		10-59	2:57	17	23
4th	09:28	NC	Williams, M 44 yd interception return (Barth, C kick)				17	30
	07:21	UM	Jimmy Graham 14 yd pass from Jacory Harris (Matt Boshier kick)		5-69	2:00	24	30

Attendance: 48350


TEAM STATISTICS	UM	UNC
FIRST DOWNS.....	24	17
RUSHES-YARDS (NET).....	25-116	32-116
PASSING YDS (NET).....	319	213
Passes Att-Comp-Int.....	51-28-4	31-17-0
TOTAL OFFENSE PLAYS-YARDS.....	76-435	63-329
Fumble Returns-Yards.....	0-0	0-0
Punt Returns-Yards.....	2-14	1-3
Kickoff Returns-Yards.....	8-132	4-87
Interception Returns-Yards.....	0-0	4-214
Punts (Number-Avg).....	4-46.0	6-38.5
Fumbles-Lost.....	1-0	2-0
Penalties-Yards.....	3-20	3-35
Possession Time.....	29:34	30:26
Third-Down Conversions.....	4 of 13	4 of 14
Fourth-Down Conversions.....	2 of 3	0 of 0
Red-Zone Scores-Chances.....	3-4	3-3
Sacks By: Number-Yards.....	1-5	2-13

INDIVIDUAL STATISTICS

RUSHING: Miami (Fla.)-Graig Cooper 15-63; Damien Berry 6-41; Matt Boshier 1-26; Travis Benjamin 1-minus 1; Jacory Harris 2-minus 13. **North Carolina**-Houston, R 24-76; Boyd, J 2-31; Little, G 3-11; Elzy, A 1-3; White, J 1-0; Yates, T 1-minus 5.

PASSING: **Miami (Fla.)** - Jacory Harris 28-50-4-319; **TEAM** 0-1-0-0. **North Carolina**-Yates, T 17-31-0-213.

RECEIVING: **Miami (Fla.)**-Leonard Hankerson 7-92; Graig Cooper 7-37; LaRon Byrd 4-61; Mike James 3-15; Damien Berry 2-50; Travis Benjamin 2-19; Aldarius Johnson 1-23; Jimmy Graham 1-14; Thearon Collier 1-8. **North Carolina**-Pianalto, Z 5-51; Ramsay, D 2-40; Little, G 2-35; Houston, R 2-26; Highsmith, E 2-20; White, J 1-25; Jackson, M 1-12; Rome, B 1-3; Harrelson, T 1-1.



SATURDAY, NOV. 21, 2009 - LAND SHARK STADIUM

MIAMI GARDENS, Fla. (AP) - Jacory Harris threw for 348 yards and two touchdowns, Darryl Sharpton capped his final home game with a 73-yard interception return for a score, and No. 21 Miami staved off a Duke challenge for the fourth straight year in a 34-16 win Saturday. Damien Berry's 2-yard touchdown run early in the fourth quarter opened the floodgates for Miami (8-3, 5-3 Atlantic Coast Conference). Leonard Hankerson had career bests of eight catches and 143 yards - including a 44-yard score - for the Hurricanes, who scored the final 24 points to keep hope alive for their first 10-win season since 2003.

The Blue Devils led 16-10 early in the third quarter. After that, it was all Miami, which outgained Duke 252-118 over the last 26 minutes.

Thaddeus Lewis - playing in his hometown - finished 20 of 37 for 303 yards for Duke (5-6, 3-4), taking over the school's all-time lead in passing yardage with 9,678. Donovan Varner caught eight passes for a career-high 165 yards and a touchdown for the Blue Devils.

Duke took a 16-10 lead on Will Snyderwine's third field goal of the game, a 26-yarder early in the third quarter. Berry - with the crowd announced at 38,200 chanting his name throughout the drive - scored with 13:41 left to cap a 15-play, 90-yard march and put Miami ahead to stay. Hankerson's TD grab, stretching over the goal line while being tackled, made it a two-score game. Then Sharpton made his first career interception count 90 seconds later, picking Lewis off and streaking to the end zone.

Harris completed 25 of 43 passes and now has 3,003 yards this season, making him the seventh Miami quarterback with a 3,000-yard season and the first since Ken Dorsey in 2002. Miami converted 14 of 21 chances on third down, compared with Duke going 3 for 12.

Score by Quarters	1	2	3	4	Score
Duke	3	10	3	0	16
Miami (Fla.)	3	7	3	21	34

SCORING SUMMARY:

Qtr	Time	Team	Scoring play	Conversion	Plays-Yds	TOP	UM	WF
1st	05:50	DU	Snyderwine, W. 30 yd field goal		5-68	1:33	3	0
	01:25	UM	Matt Boshier 33 yd field goal		6-17	2:22	3	3
2nd	14:50	DU	Snyderwine, W. 49 yd field goal		6-14	1:35	6	3
	04:50	UM	Tervaris Johnson 5 yd pass from Jacory Harris (Matt Boshier kick)		12-80	4:52	6	10
	02:17	DU	Varner, D. 24 yd pass from Lewis, T. (Snyderwine, W. kick)		8-80	2:33	13	10
3rd	11:05	DU	Snyderwine, W. 26 yd field goal		10-60	3:55	16	10
	06:15	UM	Matt Boshier 20 yd field goal		12-54	4:50	16	13
4th	13:41	UM	Damien Berry 2 yd run (Matt Boshier kick)		15-90	7:09	16	20
	07:37	UM	Leonard Hankerson 44 yd pass from J. Harris (Matt Boshier kick)		5-80	2:36	16	27
	06:06	UM	Darryl Sharpton 73 yd interception return (Matt Boshier kick)		16	34		

Attendance: 38200

TEAM STATISTICS	DUKE	UM
FIRST DOWNS	18	25
RUSHES-YARDS (NET)	22-55	44-148
PASSING YDS (NET)	303	348
Passes Att-Comp-Int	37-20-1	43-25-1
TOTAL OFFENSE PLAYS-YARDS	59-358	87-496
Fumble Returns-Yards	0-0	0-0
Punt Returns-Yards	1-1	2-7
Kickoff Returns-Yards	5-115	4-46
Interception Returns-Yards	1-9	1-73
Punts (Number-Avg)	4-42.5	3-40.7
Fumbles-Lost	1-1	1-1
Penalties-Yards	1-0	5-49
Possession Time	21:34	38:26
Third-Down Conversions	3 of 12	14 of 21
Fourth-Down Conversions	0 of 1	1 of 1
Red-Zone Scores-Chances	2-3	4-6
Sacks By: Number-Yards	1-4	1-7

INDIVIDUAL STATISTICS

RUSHING: Duke-Hollingsworth 10-32; Scott, D. 10-27; Lewis, T. 2-minus 4. **Miami (Fla.)**-Damien Berry 16-76; Graig Cooper 14-42; Javarris James 9-33; Travis Benjamin 1-9; TEAM 1-minus 1; Jacory Harris 3-minus 11.

PASSING: Duke-Lewis, T. 20-37-1-303. **Miami (Fla.)**-Jacory Harris 25-43-1-348.

RECEIVING: Duke-Varner, D. 8-165; Kelly, A. 4-31; Vernon, C. 3-52; Hollingsworth 2-24; King, B. 1-16; Parker, D. 1-9; Scott, D. 1-6. **Miami (Fla.)**-Leonard Hankerson 8-143; Jimmy Graham 5-73; Travis Benjamin 3-43; Javarris James 2-19; Dedrick Epps 2-17; Tervaris Johnson 2-14; Aldarius Johnson 1-20; LaRon Byrd 1-17; Graig Cooper 1-2.

Miami (FL) (8 - 3 - 0)

Thru: 11/21/2009 - Week 12

TEAM RANKINGS

120 teams ranked in Football Bowl Subdivision
12 teams ranked in the Atlantic Coast Conference

SCHEDULE AND RESULTS

8-3-0 W-1

Atlantic Coast Conference Record: 5-3-0

Date	Location	Score	Result
Mon 09/07/2009	@ Florida St. *	38 - 34	W
Thu 09/17/2009	GEORGIA TECH *	33 - 17	W
Sat 09/26/2009	@ Virginia Tech	7 - 31	L
Sat 10/03/2009	OKLAHOMA	21 - 20	W
Sat 10/10/2009	FLORIDA A&M	48 - 16	W
Sat 10/17/2009	@ UCF *	27 - 7	W
Sat 10/24/2009	CLEMSON	37 - 40	L OT
Sat 10/31/2009	@ Wake Forest	28 - 27	W
Sat 11/07/2009	VIRGINIA	52 - 17	W
Sat 11/14/2009	@ North Carolina	24 - 33	L
Sat 11/21/2009	DUKE	34 - 16	W
Sat 11/28/2009	@ South Fla.		

HOME GAME IN CAPS * Night Game ^ Neutral Site
OT Overtime Game

Category	National Rank	Actual	National Leader	Actual	Conf Rank	Atlantic Coast Conference Leader	Actual
Rushing Offense	74	135.73	Nevada	373.18	6	Georgia Tech	314.09
Passing Offense	18	277.82	Houston	441.82	3	Duke	297.55
Total Offense	34	413.55	Houston	574.09	3	Georgia Tech	449.64
Scoring Offense	24	31.73	Boise St.	44.36	3	Georgia Tech	36.00
Rushing Defense	30	116.09	Texas	50.09	3	North Carolina	94.36
Pass Efficiency Defense	45	121.25	Alabama	82.52	6	Virginia Tech	95.95
Total Defense	33	330.45	Alabama	225.18	5	North Carolina	261.64
Scoring Defense	52	23.45	Florida	9.82	5	North Carolina	15.91
Net Punting	72	35.07	Georgia	42.84	6	Virginia Tech	37.40
Punt Returns	58	9.04	Louisiana Tech	17.50	8	Florida St.	16.81
Kickoff Returns	80	21.02	TCU	30.16	8	Virginia Tech	24.80
Turnover Margin	82	-.36	Rutgers	1.90	9	Clemson	.73
Pass Defense	59	214.36	Florida	139.27	9	Virginia Tech	165.18
Passing Efficiency	30	141.33	Cincinnati	170.01	4	Georgia Tech	162.50
Sacks	T-73	1.73	Pittsburgh	4.10	9	Clemson	3.00
Tackles For Loss	21	7.00	Cincinnati	8.80	3	North Carolina	8.27
Sacks Allowed	95	2.64	Boise St.	.45	9	Georgia Tech	.73

T=tied at this ranking

PLAYER RANKINGS

Player must have played in 75% of team's games
Summary of the top 100 national leaders and top 25 conference leaders
15 categories ranked

Category	Player	National Rank	Actual	National Leader	Actual	Conf Rank	Atlantic Coast Conference Leader	Actual
Rushing	Graig Cooper	97	58.30	Mathews (Fresno St.)	149.10	8	Williams (Virginia Tech)	123.18
	Javaris James		45.40			12		
	Damien Berry		43.00			15		
Passing Efficiency (Min. 15 Att./Game)	Jacory Harris	29	141.17	Moore (Boise St.)	168.80	6	Nesbitt (Georgia Tech)	156.41
Total Offense	Jacory Harris	28	253.55	Keenum (Houston)	428.27	5	Ponder (Florida St.)	321.78
	Graig Cooper		58.30			20		
	Javaris James		45.40			23		
Receptions Per Game	Leonard Hankerson		3.82	Barnes (Bowling Green)	11.73	12	Smith (Maryland)	5.00
	LaRon Byrd		2.64			T-25		
Receiving Yards Per Game	Leonard Hankerson	51	68.36	Barnes (Bowling Green)	134.73	4	Thomas (Georgia Tech)	86.36
	Travis Benjamin		44.55			17		
	LaRon Byrd		38.18			25		
Interceptions				Moore (UCLA)	.82		McDaniel (Clemson)	.73
Punting (Min. 3.6 Punts/Game)	Matt Boshier	35	42.54	Butler (Georgia)	48.84	2	Bowden (Virginia Tech)	43.79
Punt Returns (Min. 1.2 Ret./Game)				Reid (Florida St.)	18.42		Reid (Florida St.)	18.42
Kickoff Returns (Min. 1.2 Ret./Game)	Graig Cooper	46	25.10	Fisher (Indiana)	37.35	4	Spiller (Clemson)	33.94
	Mike James		21.35			9		
Field Goals	Matt Boshier	T-45	1.18	Forbath (UCLA)	2.36	8	Jackson (Clemson)	1.73
Scoring	Matt Boshier	T-52	7.55	Dobbs (Navy)	13.20	T-7	Williams (Virginia Tech)	8.73
	Damien Berry		4.36			T-21		
All-Purpose Runners	Graig Cooper	60	120.30	Johnson (Tulsa)	229.27	4	Spiller (Clemson)	187.82
	Leonard Hankerson		68.36			25		
Sacks	Allen Bailey	T-41	.64	Miller (Texas A&M)	1.41	4	Morgan (Georgia Tech)	1.14
	Marcus Robinson		.36			T-14		
Tackles	Colin McCarthy		7.45	Messina (New Mexico)	13.27	7	Kuechly (Boston College)	11.45
	Darryl Sharpton		7.18			9		
Tackles For Loss	Allen Bailey	T-87	.95	Graham (Michigan)	2.08	7	Quinn (North Carolina)	1.59
	Colin McCarthy		.68			T-19		
	Darryl Sharpton		.68			T-19		

T=tied at this ranking